Regular

Monday, October 20, 2008 6:00 PM
Granbury ISD Board Room, 600 West Pearl St., Granbury, TX 76048, W Pearl St, Granbury, TX 76048

1. **Call to order - 6:00 PM - GISD Board Room**
2. **Convene in closed session under the Texas Open Meetings Act, Texas Government Code Section 551.001 et seq.**

a. Chapter 551.074 - Personnel
1. Consider staff appointments
2. Level III Grievance - Jayson /Julie Morris

b. Chapter 551.071 - Consultation with attorney
1. Consultation with attorney regarding Level III Grievance - Jayson/Julie Morris

c. Chapter 551.072 - Purchase, exchange, lease or value of real property

3. **Reconvene in open session - 7:00 PM**
4. **Opening Comments/Invocation**
5. **Pledges - U.S. Flag & Texas Flag**
6. **Recognitions**
7. **Consider Consent Agenda Items**

a. Minutes of the September 22 regular meeting
b. Consider Disposal of Buses
c. Consider Waste Management Services Bid 2008-35
d. Consider Budget Amendments
e. Consider General Merchandise & Consumables Bid 2007-23 renewal
f. Consider Copying Services for Common Assessment Testing Forms CSP 2009-01
g. Consider Investment Policy Review CDA(LOCAL) & CDA(LEGAL)
h. Consider Technology Purchases

8. **Consider Facility Usage Fees**
9. **Reports**

a. Reports by the Superintendent - William Harris
1. Annualized Salary Project Update
2. PreK-5th Grade Level Alignment Update

b. Reports by the Executive Director of Finance - Sharay Boynton
1. Investment Report Period Ending 8-31-08
2. Financial Statements for Period Ending 9-30-08

c. TELPAS Report
d. Reports by the Director of Facilities - Randy Leach
e. Report by the Director of Transportation - Terry Slemmons

10. **Board members special reports**
11. **Public comments/audience participation**
12. **Consider action on items discussed in closed session**

a. Level III Grievance - Jayson/Julie Morris
b. Consider staff appointments
c. Consider purchase, exchange, lease or value of real property

13. **Adjourn**

GRANBURY ISD
BOARD OF TRUSTEES
OFFICIAL REGULAR MEETING
MINUTES
September 22, 2008

The Board of Trustees of the Granbury Independent School District convened in an official **REGULAR** meeting on Monday, September 22, 2008 at 6:00 p.m. in the Board Room of the Administration Building, 600 West Pearl St, Granbury, Texas.

Presiding Officer.....Jerry Campbell

Board Members Present

Bowen Brawner
Charlie Cloud - Absent
Barbara Herrington
Kevin Myers
Micky Shearon
Don Walton

School Officials Present

William Harris, Superintendent
Jan Van Dorn, Assistant Superintendent
Sharay Boynton, Executive Director of Finance
Troy Green, Executive Director of Human Resources
Ton Potappel, Director of Technology
Jeff Meador, Public Information Officer
Carola Bradley, Recording Secretary

Others Present

School Employees
Media
Community Members

Meeting Called to Order

Vice President, Jerry Campbell, called the meeting to order at 6:02 p.m. and noted that a quorum of board members was present, the meeting was dully called and that notice of the meeting was posted in accordance with the Texas Open Meetings Act, Texas Government Code, Chapter 551.

Convened in Closed Session

The Board of Trustees convened in closed session at 6:03 p.m. under the Texas Open Meeting Act, Chapter 551.072 – purchase, exchange, lease or value of real property and 551.074 – personnel.

Reconvened

The board reconvened in open session at 6:45 p.m. and recessed at 6:46 p.m. until 7:00 p.m.

Reconvened

The Board reconvened in open session at 7:03 p.m.

Invocation/Opening Comments

Paul Duncan, Mambrino Baptist Church.

Pledge U.S. Flag and Texas Flag

Peter Brown and Abbey Thigpen, Acton Elementary.

School FIRST Public Meeting

Sharay Boynton, Executive Director of Finance, gave a report on FIRST, Financial Integrity System of Texas.
There were no public comments or questions.

Recognitions

Mr. Harris recognized Cheryll Yowell, the new Career and Technology Director.

Consent agenda items

A motion was made by Micky Shearon and seconded by Don Walton to approve consent agenda items: A. district Xerox contract continuations, B. continued participation in TASB unemployment compensation program, C. continued participation in TASB Risk Management Fund-Group Life Insurance benefits, D. technology department purchases, E. technology purchases, F. pest management services 2006-21 (2R) renewal, G. athletic supplies – spring sports bid 2008-34, H. accelerated reader materials and services CSP 2006-02 (2R), I. bus refurbishing and collision repair services, J. automotive and truck OEM 2008-37, K. minutes of the August 25th regular meetings. **MOTION CARRIED** YES 6 – NOE 0.

Consider Disposal of District Assets

A motion was made by Barbara Herrington and seconded by Micky Shearon to approve the disposal of surplus furniture and equipment. **MOTION CARRIED** Yes 6 – NOE 0.

A motion was made by Barbara Herrington and seconded by Don Walton to approve the sale of the Acton Middle School gym lights to the Hood County Livestock Raisers Association. **MOTION CARRIED** YES – 5, NOE – 0, Abstain – 1, Jerry Campbell abstained due to involvement with this organization.

Consider TRS Active Care Expenditure

A motion was made by Bowen Brawner and seconded by Micky Shearon to approve the TRS Active Care Expenditure as presented. **MOTION CARRIED** YES -6 NOE 0.

Consider Agile Mind Math and Biology

A motion was made by Kevin Myers and seconded by Micky Shearon to approve Agile Mind Math and Biology as presented. **MOTION CARRIED** YES – 6, NOE 0.

Consider Triand

A motion was made by Kevin Myers and seconded by Don Walton to approve Triand as presented. **MOTION CARRIED** YES 6 NOE 0.

Consider Hood County Appraisal District directors nominations

Kevin Myers nominated Charlie Cloud, Bowen Brawner nominated Don Walton, and Jerry Campbell nominated Jim Coleman. Don Walton requested his name be removed.

Charlie Cloud's vote Yes 6 – NOE 0

Jim Coleman's vote Yes 4 – NOE 2 Kevin Myers and Micky Shearon voted no.

Consider Truancy Program Interlocal Agreement

A motion was made by Kevin Myers and seconded by Micky Shearon to approve the Truancy Program Interlocal Agreement as presented. **MOTION CARRIED** YES 6 – NOE 0

Consider District Improvement Plan

A motion was made by Barbara Herrington and seconded by Bowen Brawner to approve the District Improvement Plan as presented. **MOTION CARRIED** YES 6 – NOE 0

Reports

William Harris, Superintendent, presented the Departmental Report Schedule. More items will be added to the calendar.

Amy Wood, Instructional Technology Coordinator and Judy Deaver, PEIMS Coordinator gave an update on the new Student Skyward program.

Board members special reports

Micky Shearon acknowledged Child Nutrition Director, Alicia Hernandez for her work with the Healthy Kids Summer Program.

Kevin Myers thanked Diane Fullerton and Marsha Grissom for helping with the hospital physician recruiting by showing physician families around their campuses and answering questions.

Jerry Campbell expressed thoughts and prayers for the family of Nicki Nicks, GISD employee.

Micky Shearon asked Mr. Harris to report on the status of pay issues at the next meeting.

Public comments/audience participation

There were no public speakers.

Action on Items Discussed in Closed Session

Jerry Campbell stated there was no action taken on the Level III Grievance of Jayson/Julie Morris.

A motion was made by Micky Shearon and seconded by Barbara Herrington to approve the staff appointments as presented. Staff appointments: Deborah Green, Kindergarten, Emma Roberson Elementary: Megan Guidry, 5th grade, Brawner Intermediate: Stacey Tucker, 4th Grade, Mambrino: Shawna Faris, Diagnostician, Special Education. **MOTION CARRIED** YES 6 – NOE 0.

Consider purchase, exchange, lease or value of real property

None

Adjournment

There being no further business, the meeting was adjourned at 8:56 p.m.

_____ _____

Charlie Cloud, Board President Micky Shearon, Board Secretary

OFFICE OF SUPERINTENDENT

For:	**Board of Trustees**
Date:	**10-20-08**
Action:	**Approval**

SUMMARY:
I recently met with representatives of the Granbury Basketball Association and the Boys and Girls Club concerning the facility usage fees. The two groups reviewed the new facility usage fee schedule and the impact it will cause for their organizations. Randy Leach and I reviewed the fees and the considerations requested by the associations.

RECOMMENDATION:
I recommend the Board amend the facility usage fees for the Boys & Girls Club/Granbury Basketball Association to $55.00 per day.

Respectfully submitted,

William Harris

William Harris
Superintendent

William Harris
Superintendent

Administration
600 W. Pearl Street 817.408.4007
Granbury, Texas 76048 817.408.4014 Fax

www.granburyisd.org/administration
william.harris@granburyisd.org

GRANBURY ISD
Helping Students Reach New Heights

TIMELINE: ELEMENTARY AND INTERMEDIATE REZONING FOR 2009-10 SCHOOL YEAR

January 22, 2008	*Board approves PK-5 alignment for Acton Elementary School and Oak Woods Intermediate School.*
April 16, 2008	*Board considers but takes no action on expansion of Baccus Elementary School in order to realign as a PK-5 campus. Board directs rezoning of all elementary and intermediate campuses.*

October 7, 2008	Assignments to Subcommittees regarding boundaries, teacher assignments, instructional/library resources, and renovations
October 20, 2008	BOARD MEETING: Presentation on Timeline
October 28, 2008	PUBLIC MEETING – Acton Elementary School, 6:30 P.M.
October 30, 2008	PUBLIC MEETING – Oak Woods Intermediate School, 6:30 P.M.
November 6, 2008	Presentation to District Advisory Committee
November 10, 2008	BOARD MEETING: Update on Public Meetings
November 11, 2008	PUBLIC MEETING – Baccus Elementary School, 6:30 P.M.
November 13, 2008	PUBLIC MEETING – Brawner Intermediate School, 6:30 P.M. (includes Roberson Elementary School)
November 20, 2008	PUBLIC MEETING – Mambrino School, 6:30 P.M.
Early December 2008	Additional Follow-Up Public Meeting at Centralized Location (if necessary)
December 15, 2008	BOARD MEETING: Proposal for Board Consideration
January 2009	Human Resources Dept. Begins Survey of Teacher Assignment Preferences
Summer 2009	Minor Renovations at Campuses
August 24, 2009	2009-10 School Year Begins

Sharay Boynton
Executive Director of Finance

Business Office
600 W. Bridge Street 817.408.4015
Granbury, Texas 76048 817.408.4033 Fax

www.granburyisd.org/business
sharay.boynton@granburyisd.org

GRANBURY ISD
Helping Students Reach New Heights

October 7, 2008

Granbury Independent School District Board of Trustees:

The Public Funds Investment Act (Texas Government Code Chapter 2256, Subchapter A) requires the investment officer of each local government to submit to its governing body a report, not less than quarterly, of investment transactions.

The **Portfolio Summary Report** identifies all areas that are required to be reported to the governing body. The report summarized the information for all six groups of funds that the District invests funds. The report shows that all six funds are being invested at a rate similar to the average benchmark yield. The benchmark used is the 90-day T-Bill.

The total book value of investments held by the District on August 31, 2008 was $ 20,161,030. The General Fund holds the majority of the investments.

The District invested in the pools and the interest bearing checking accounts during the last quarter. The yield between the pools and the interest bearing checking accounts is consistent with that of individual Treasuries and Agencies. Term investments were researched and will be purchased as feasible. Funds will be reallocated to take advantage of the higher yield associated with the long-term investments as the opportunities become available.

Throughout most of last quarter, LOGIC maintained higher yields than TexPool, TexasTerm Daily and TASB-Lone Star. TexasTerm I, investments with set maturities, yield was slightly lower than the pools and funds are not as liquid as they are in the pools. With the interest rate dropping, it will not serve well to limit interest income for a period of time. These rates are being watched and investments being made as feasible. The interest yield on the checking accounts is consistent with the 90 day t-bill. The depository agreement entered into effective 9/1/05 and renewed for an additional 2 years, realizes a floating interest rate depending on 90-day t-bill adjusted quarterly and should allow for a more competitive rate with the interest rate market as it is. Further, the depository has set up an investment account that maintains a rate consistent with TexPool's prior month average yield adjusted monthly. However, with the drop in TexPool's rate at a more severe amount than LOGIC, this is not as attractive as it has been. Funds are invested in this account as appropriate and it allows for more earnings while maintaining the diversity needed for public funds. Due to collateral and diversity issues, funds are invested in the pools and the bank depending on the needs of the individual funds.

Funds are invested to yield the highest return and security at the time of investment or withdrawal. Graphs showing the percentage breakdown of investments as well as transactions for all funds are attached for your review.

The information presented above and the attached are submitted to you as the quarterly report of investment transactions for Granbury Independent School District.

William Harris
Superintendent

Sharay S. Boynton, CPA
Executive Director of Finance

PORTFOLIO SUMMARY REPORT
PERIOD ENDING 08/31/08

GRANBURY ISD – GENERAL OPERATING INVESTMENT FUNDS

Beginning Book Value	$ 18,924,524
Beginning Market Value	$ 18,924,524
WAM at Beginning of Period	1 Days
Change to Market Value	$ 0
Ending Book Value	$ 18,924,524
Ending Market Value	$ 18,924,524
Gain/Loss	$ 0
WAM at Ending Date	1 Days
Period Yield to Maturity	2.48%
Period Average Benchmark Yield	1.72 %

GRANBURY ISD – FOOD SERVICE INVESTMENT FUNDS

Beginning Book Value	$ 390,552
Beginning Market Value	$ 390,552
WAM at Beginning of Period	1.0 Days
Change to Market Value	$ 0
Ending Book Value	$ 390,552
Ending Market Value	$ 390,552
Gain/Loss	$ 0
WAM at Ending Date	1.0 Days
Period Yield to Maturity	2.44%
Period Average Benchmark Yield	1.72%

GRANBURY ISD – SCHOLARSHIP/TRUST INVESTMENT FUNDS

Beginning Book Value	$ 91,903
Beginning Market Value	$ 91,903
WAM at Beginning of Period	1.0 Days
Change to Market Value	$ 0
Ending Book Value	$ 91,903
Ending Market Value	$ 91,903
Gain/Loss	$ 0
WAM at Ending Date	1.0 Days
Period Yield to Maturity	1.66%
Period Average Benchmark Yield	1.72%

GRANBURY ISD – DEBT SERVICE INVESTMENT FUNDS

Beginning Book Value	$	358,303
Beginning Market Value	$	358,303
WAM at Beginning of Period		1 Day
Change to Market Value	$	0
Ending Book Value	$	358,303
Ending Market Value	$	358,303
Gain/Loss	$	0
WAM at Ending Date		1 Day
Period Yield to Maturity		2.48%
Period Average Benchmark Yield		1.72%

GRANBURY ISD – BUILDING FUND INVESTMENT FUNDS

Beginning Book Value	$	14,536
Beginning Market Value	$	14,536
WAM at Beginning of Period		1.0 Days
Change to Market Value	$	0
Ending Book Value	$	14,536
Ending Market Value	$	14,536
Gain/Loss	$	0
WAM at Ending Date		1.0 Days
Period Yield to Maturity		1.71%
Period Average Benchmark Yield		1.72%

GRANBURY ISD –SELF INSURANCE INVESTMENT FUNDS

Beginning Book Value	$	381,210
Beginning Market Value	$	381,210
WAM at Beginning of Period		1.0 Days
Change to Market Value	$	0
Ending Book Value	$	381,210
Ending Market Value	$	381,210
Gain/Loss	$	0
WAM at Ending Date		1.0 Days
Period Yield to Maturity		1.66%
Period Average Benchmark Yield		1.72%

Prepared by: Finance Director _____

Superintendent _____

GRANBURY INDEPENDENT SCHOOL DISTRICT
STATEMENT OF POSITION - BY FUND
ENDED August 31, 2008

FUND	DEPOSITORY	LOCAL GOV'T INVESTMENT COOP (LOGIC)	LONE STAR INVESTMENT POOL	TEXPOOL INVESTMENT POOL	TEXAS TERM		TOTAL BY FUND
General Operating	$737,077	$9,526,315	$70,088	$2,936,611	$5,654,433		$18,924,524
Food Service	$56,541	$252,517		$81,493			$390,552
Scholarships & Trust	$91,903						$91,903
Debt Service	$47,176	$278,211	$7,331	$11,659	$13,927		$358,303
Building Fund	$13,508	$27		$1,001			$14,536
Self Insurance Fund	$381,210	$0		$0	$2		$381,212
Total by Type	$1,327,416	$10,057,070	$77,418	$3,030,763	$5,668,361		$ 20,161,030

Granbury ISD Statement by Position - By Fund

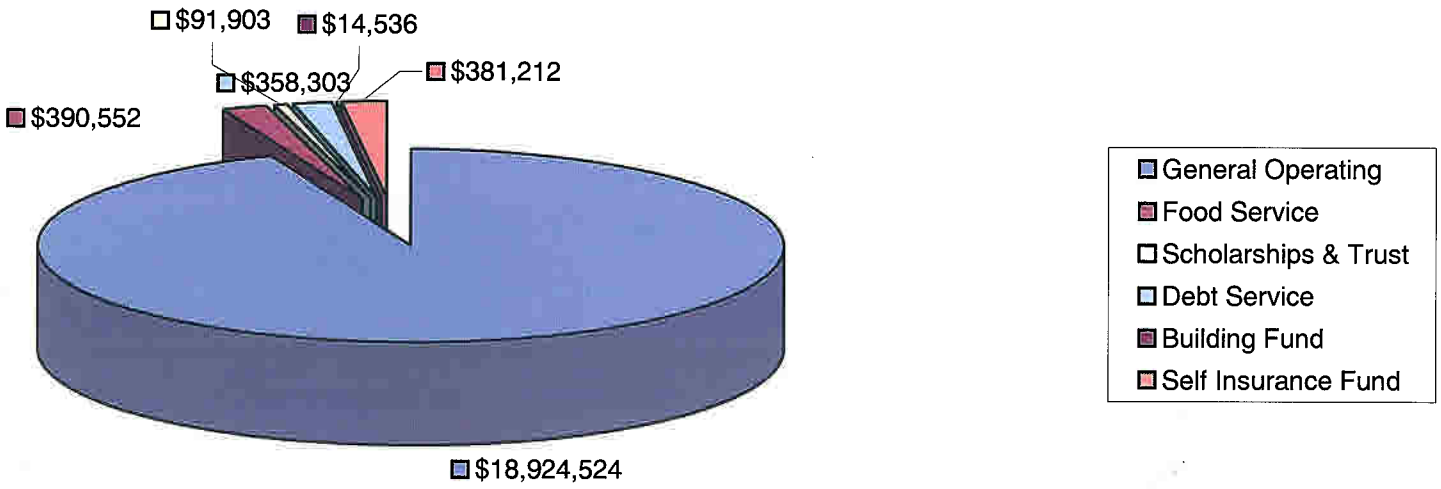

GRANBURY INDEPENDENT SCHOOL DISTRICT
SUMMARY OF INVESTMENT ACTIVITY - BY FUND
ENDED August 31, 2008

GENERAL OPERATING FUND: LOGIC

Purchase Date	Purchase Price	Type of Investment	Maturity Date	Maturity Value	Purchases	Maturities	Ending Par Value	Ending Book Value
5/30/2008							12,449,552	12,449,552
6/30/2008	25,981	Pool	Open	25,981	25,981		25,981	25,981
7/31/2008	1,000,000	Pool	Open	1,000,000		1,000,000	(1,000,000)	(1,000,000)
7/31/2008	27,014	Pool	Open	27,014	27,014		27,014	27,014
8/15/2008	1,000,000	Pool	Open	1,000,000		1,000,000	(1,000,000)	(1,000,000)
8/29/2008	1,000,000	Pool	Open	1,000,000		1,000,000	(1,000,000)	(1,000,000)
8/29/2008	23,768	Pool	Open	23,768	23,768		23,768	23,768
							-	-
							-	-
							-	-
							-	-
							-	-
							-	-
							-	-
							-	-
							-	-
							-	-
							-	-
							-	-
							9,526,315	9,526,315

GRANBURY INDEPENDENT SCHOOL DISTRICT
SUMMARY OF INVESTMENT ACTIVITY - BY FUND
ENDED August 31, 2008

GENERAL OPERATING FUND: LONE STAR

Purchase Date	Purchase Price	Type of Investment	Maturity Date	Maturity Value	Purchases	Maturities	Ending Par Value	Ending Book Value
5/30/2008							69,688	69,688
6/30/2008	128	Pool	Open	128	128		128	128
7/31/2008	135	Pool	Open	135	135		135	135
8/31/2008	137	Pool	Open	137	137		137	137
							-	-
							-	-
							70,088	70,088

GRANBURY INDEPENDENT SCHOOL DISTRICT
SUMMARY OF INVESTMENT ACTIVITY - BY FUND
ENDED August 31, 2008

GENERAL OPERATING FUND: TexPool

Purchase Date	Purchase Price	Type of Investment	Maturity Date	Maturity Value	Purchases	Maturities	Ending Par Value	Ending Book Value
5/30/2008							7,845,945	7,845,945
6/12/2008	500,000	Pool	Open	500,000		500,000	(500,000)	(500,000)
6/27/2008	1,940,000	Pool	Open	1,940,000		1,940,000	(1,940,000)	(1,940,000)
6/30/2008	13,355	Pool	Open	13,355	13,355		13,355	13,355
6/30/2008	144	Pool	Open	144	144		144	144
7/31/2008	148	Pool	Open	148	148		148	148
7/15/2008	1,000,000	Pool	Open	1,000,000		1,000,000	(1,000,000)	(1,000,000)
7/31/2008	9,139	Pool	Open	9,139	9,139		9,139	9,139
8/14/2008	500,000	Pool	Open	500,000		500,000	(500,000)	(500,000)
8/28/2008	1,000,000	Pool	Open	1,000,000		1,000,000	(1,000,000)	(1,000,000)
8/29/2008	7,729	Pool	Open	7,729	7,729		7,729	7,729
8/29/2008	151	Pool	Open	151	151		151	151
							-	-
							-	-
							-	-
							-	-
							-	-
							-	-
							-	-
							2,936,611	2,936,611

GRANBURY INDEPENDENT SCHOOL DISTRICT
SUMMARY OF INVESTMENT ACTIVITY - BY FUND
ENDED August 31, 2008

GENERAL OPERATING FUND: TXTerm

Purchase Date	Purchase Price	Type of Investment	Maturity Date	Maturity Value	Purchases	Maturities	Ending Par Value	Ending Book Value
5/30/2008							7,618,513	7,618,513
6/12/2008	1,000,000	Pool	Open	1,000,000		1,000,000	(1,000,000)	(1,000,000)
6/30/2008	12,939	Pool	Open	12,939	12,939		12,939	12,939
7/11/2008	1,000,000	Pool	Open	1,000,000		1,000,000	(1,000,000)	(1,000,000)
7/31/2008	11,562	Pool	Open	11,562	11,562		11,562	11,562
8/28/2008	11,418	Pool	Open	11,418	11,418		11,418	11,418
		Pool	Open				-	-
		Pool	Open				-	-
		Pool	Open				-	-
							-	-
							-	-
							-	-
							-	-
							-	-
							-	-
							-	-
							5,654,433	5,654,433

Granbury ISD - Statement of Position - General Operating

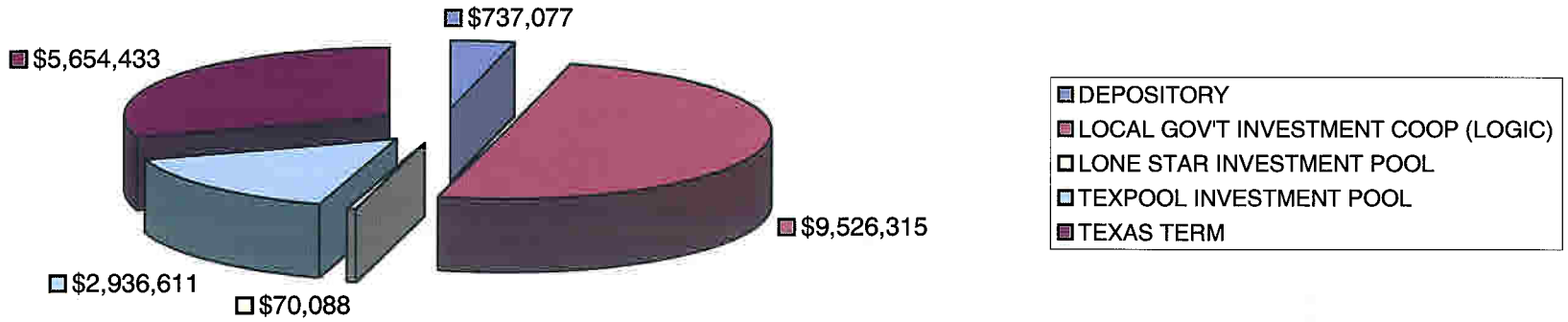

GRANBURY INDEPENDENT SCHOOL DISTRICT
SUMMARY OF INVESTMENT ACTIVITY - BY FUND
ENDED August 31, 2008

DEBT SERVICE FUND: **LOGIC**

Purchase Date	Purchase Price	Type of Investment	Maturity Date	Maturity Value	Purchases	Maturities	Ending Par Value	Ending Book Value
5/30/2008							2,043,905	2,043,905
6/30/2008	4,265	Pool	Open	4,265	4,265		4,265	4,265
7/22/2008	175,000	Pool	Open	175,000	175,000		175,000	175,000
7/31/2008	1,950,000	Pool	Open	1,950,000		1,950,000	(1,950,000)	(1,950,000)
7/31/2008	4,432	Pool	Open	4,432	4,432		4,432	4,432
8/29/2008	608	Pool	Open	608	608		608	608
							-	-
							-	-
							-	-
							-	-
							278,211	278,211

GRANBURY INDEPENDENT SCHOOL DISTRICT
SUMMARY OF INVESTMENT ACTIVITY - BY FUND
ENDED August 31, 2008

DEBT SERVICE FUND: **Lone Star**

Purchase Date	Purchase Price	Type of Investment	Maturity Date	Maturity Value	Purchases	Maturities	Ending Par Value	Ending Book Value
5/30/2008							7,289	7,289
6/30/2008	13	Pool	Open	13	13		13	13
7/31/2008	14	Pool	Open	14	14		14	14
8/29/2008	14	Pool	Open	14	14		14	14
							-	-
							7,331	7,331

GRANBURY INDEPENDENT SCHOOL DISTRICT
SUMMARY OF INVESTMENT ACTIVITY - BY FUND
ENDED August 31, 2008

DEBT SERVICE FUND: **TexPool**

Purchase Date	Purchase Price	Type of Investment	Maturity Date	Maturity Value	Purchases	Maturities	Ending Par Value	Ending Book Value
5/30/2008							1,381,513	1,381,513
6/30/2008	2,570	Pool	Open	2,570	2,570		2,570	2,570
7/30/2008	1,375,000	Pool	Open	1,375,000		1,375,000	(1,375,000)	(1,375,000)
7/31/2008	2,553	Pool	Open	2,553	2,553		2,553	2,553
8/29/2008	23	Pool	Open	23	23		23	23
							-	-
							-	-
							-	-
							-	-
							-	-
							-	-
							-	-
							11,659	11,659

GRANBURY INDEPENDENT SCHOOL DISTRICT
SUMMARY OF INVESTMENT ACTIVITY - BY FUND
ENDED August 31, 2008

DEBT SERVICE FUND: **TxTerm**

Purchase Date	Purchase Price	Type of Investment	Maturity Date	Maturity Value	Purchases	Maturities	Ending Par Value	Ending Book Value
5/30/2008							1,458,452	1,458,452
6/30/2008	2,702	Pool	Open	2,702	2,702		2,702	2,702
7/31/2008	1,450,000	Pool	Open	1,450,000		1,450,000	(1,450,000)	(1,450,000)
7/31/2008	2,745	Pool	Open	2,745	2,745		2,745	2,745
8/29/2008	28	Pool	Open	28	28		28	28
							-	-
							-	-
							-	-
							-	-
							-	-
							-	-
							-	-
							-	-
							-	-
							13,927	13,927

Granbury ISD - Statement of Position - Debt Service

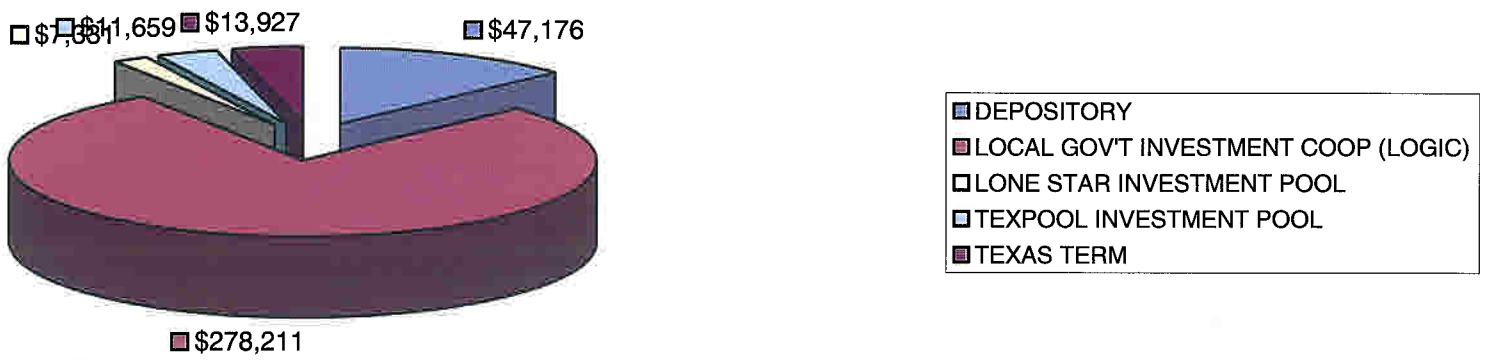

GRANBURY INDEPENDENT SCHOOL DISTRICT
SUMMARY OF INVESTMENT ACTIVITY - BY FUND
ENDED August 31, 2008

BUILDING FUND: LOGIC

Purchase Date	Purchase Price	Type of Investment	Maturity Date	Maturity Value	Purchases	Maturities	Ending Par Value	Ending Book Value
5/30/2008							27	27
6/30/2008	0	Pool	Open	0	0		0	0
7/31/2008	0	Pool	Open	0	0		0	0
8/29/2008	0	Pool	Open	0	0		0	0
							-	-
							-	-
							-	-
							27	27

GRANBURY INDEPENDENT SCHOOL DISTRICT
SUMMARY OF INVESTMENT ACTIVITY - BY FUND
ENDED August 31, 2008

BUILDING FUND: TexPool

Purchase Date	Purchase Price	Type of Investment	Maturity Date	Maturity Value	Purchases	Maturities	Ending Par Value	Ending Book Value
5/30/2008							995	995
6/30/2008	2	Pool	Open	2	2		2	2
7/31/2008	2	Pool	Open	2	2		2	2
8/29/2008	2	Pool	Open	2	2		2	2
							-	-
							-	-
							-	-
							-	-
							1,001	1,001

Granbury ISD - Statement of Position - Building Fund

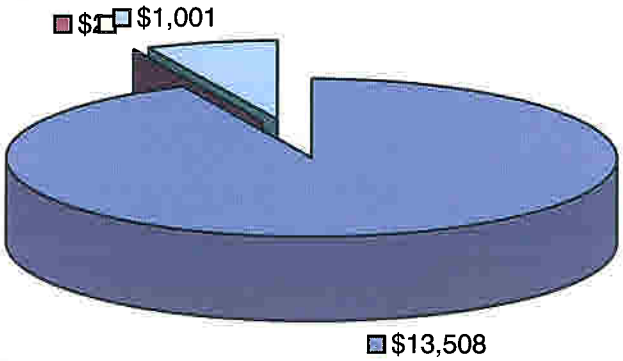

- DEPOSITORY
- LOCAL GOV'T INVESTMENT COOP (LOGIC)
- LONE STAR INVESTMENT POOL
- TEXPOOL INVESTMENT POOL

GRANBURY INDEPENDENT SCHOOL DISTRICT
SUMMARY OF INVESTMENT ACTIVITY - BY FUND
ENDED August 31, 2008

SELF INSURANCE FUND: LOGIC

Purchase Date	Purchase Price	Type of Investment	Maturity Date	Maturity Value	Purchases	Maturities	Ending Par Value	Ending Book Value
8/31/2008							-	-
							-	-
							-	-
							-	-
							-	-
							-	-
							-	-
							-	-

GRANBURY INDEPENDENT SCHOOL DISTRICT
SUMMARY OF INVESTMENT ACTIVITY - BY FUND
ENDED August 31, 2008

SELF INSURANCE FUND: **TexPool**

Purchase Date	Purchase Price	Type of Investment	Maturity Date	Maturity Value	Purchases	Maturities	Ending Par Value	Ending Book Value
8/31/2008							-	-
							-	-
							-	-
							-	-
							-	-
							-	-
							-	-
							-	-

GRANBURY INDEPENDENT SCHOOL DISTRICT
SUMMARY OF INVESTMENT ACTIVITY - BY FUND
ENDED August 31, 2008

SELF INSURANCE FUND: **TxTerm**

Purchase Date	Purchase Price	Type of Investment	Maturity Date	Maturity Value	Purchases	Maturities	Ending Par Value	Ending Book Value
8/31/2008							2	2
		Pool	Open				-	-
		Pool	Open				-	-
		Pool	Open				-	-
							-	-
							-	-
							-	-
							2	2

Self Insurance Fund

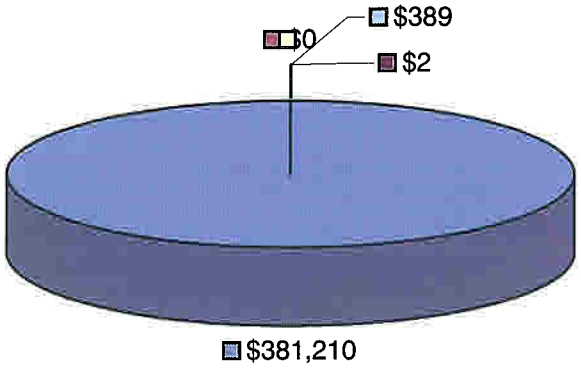

DEPOSITORY

LOCAL GOV'T INVESTMENT COOP (LOGIC)

LONE STAR INVESTMENT POOL

TEXPOOL INVESTMENT POOL

TEXAS TERM

GRANBURY INDEPENDENT SCHOOL DISTRICT
SUMMARY OF INVESTMENT ACTIVITY - BY FUND
ENDED August 31, 2008

FOOD SERVICE FUND: LOGIC

Purchase Date	Purchase Price	Type of Investment	Maturity Date	Maturity Value	Purchases	Maturities	Ending Par Value	Ending Book Value
5/30/2008							250,896	250,896
6/30/2008	524	Pool	Open	524	524		524	524
7/31/2008	546	Pool	Open	546	546		546	546
8/29/2008	552	Pool	Open	552	552		552	552
							-	-
							-	-
							-	-
							252,517	252,517

GRANBURY INDEPENDENT SCHOOL DISTRICT
SUMMARY OF INVESTMENT ACTIVITY - BY FUND
ENDED August 31, 2008

FOOD SERVICE FUND: **TexPool**

Purchase Date	Purchase Price	Type of Investment	Maturity Date	Maturity Value	Purchases	Maturities	Ending Par Value	Ending Book Value
5/30/2008							205,619	205,619
6/30/2008	383	Pool	Open	383	383		383	383
7/10/2008	75,000	Pool	Open	75,000		75,000	(75,000)	(75,000)
7/31/2008	296	Pool	Open	296	296		296	296
8/8/2008	25,000	Pool	Open	25,000		25,000	(25,000)	(25,000)
8/14/2008	25,000	Pool	Open	25,000		25,000	(25,000)	(25,000)
8/29/2008	195	Pool	Open	195	195		195	195
							-	-
							81,493	81,493

Granbury ISD Statement of Position - Food Service Fund

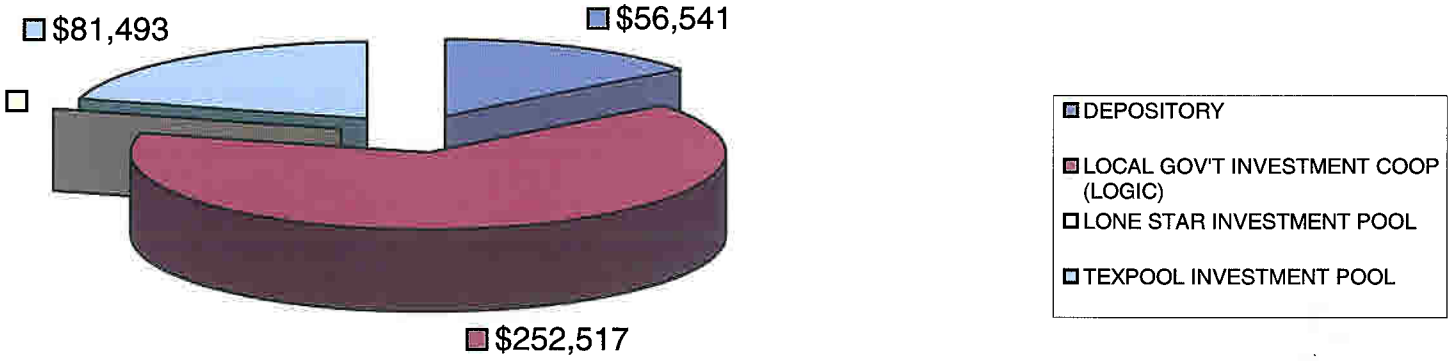

GRANBURY INDEPENDENT SCHOOL DISTRICT
GENERAL OPERATING FUND
INTERIM STATEMENT OF REVENUES AND EXPENDITURES
FOR THE PERIOD ENDED SEPTEMBER 30, 2008

	ANNUAL BUDGET	YTD ACTUAL	REMAINING BALANCE	YTD PERCENT
REVENUES				
5700 LOCAL SOURCES	36,883,340	156,293	36,727,047	0.42%
5800 STATE SOURCES	19,418,513	8,064,487	11,354,026	41.53%
5900 FEDERAL SOURCES	360,000	0	360,000	0.00%
TOTAL REVENUES	**56,661,853**	**8,220,780**	**48,441,073**	**14.51%**
EXPENDITURES				
6100 PAYROLL COSTS	47,609,326	3,723,283	43,886,043	7.82%
6200 PROFESSIONAL & CONTRACTED SERVICES	4,574,287	652,092	3,922,195	14.26%
6300 SUPPLIES/MATERIALS	2,921,245	330,286	2,590,959	11.31%
6400 OTHER OPERATING	1,235,663	348,218	887,445	28.18%
6500 DEBT SERVICE	0	0	0	#DIV/0!
6600 CAPITAL OUTLAY	2,473,458	469,639	2,003,820	18.99%
TOTAL EXPENDITURES	**58,813,979**	**5,523,518**	**53,290,461**	**9.39%**
OTHER SOURCES AND USES				
7900 OTHER RESOURCES	0	0	0	0.00%
8900 OTHER USES	0	0	0	0.00%
OTHER SOURCES(USES)	**0**	**0**	**0**	**0.00%**
EXCESS (DEFICIENCY) OF REVENUES OVER EXPENDITURES	**(2,152,126)**	**2,697,262**	**(4,849,388)**	

GRANBURY INDEPENDENT SCHOOL DISTRICT
GENERAL OPERATING FUND - SORTED BY FUNCTION CODE
INTERIM STATEMENT OF REVENUES AND EXPENDITURES
FOR THE PERIOD ENDED SEPTEMBER 30, 2008

	ANNUAL BUDGET	YTD ACTUAL	REMAINING BALANCE	YTD PERCENT	PRIOR YTD PERCENT
REVENUES					
5700 LOCAL					
PROPERTY TAXES	35,068,240	95,976	34,972,264	0.27%	27.00%
INVESTMENT INCOME	1,000,000	3,185	996,815	0.32%	6.81%
OTHER LOCAL INCOME	815,100	57,132	757,968	7.01%	12.39%
5800 STATE					
STATE FUNDING	19,418,513	8,064,487	11,354,026	41.53%	44.07%
5900 FEDERAL					
FEDERAL PROJECTS	360,000	0	360,000	0.00%	1.33%
TOTAL REVENUES	**56,661,853**	**8,220,780**	**48,441,073**	**14.51%**	**13.88%**
EXPENDITURES					
11 INSTRUCTION	33,246,922	2,668,247	30,578,674	8.03%	8.74%
12 INSTRUCTIONAL RESOURCES & MEDIA	989,575	98,319	891,256	9.94%	9.10%
13 CURRICULUM & STAFF DEVELOPMENT	985,799	103,269	882,530	10.48%	10.52%
21 INSTRUCTIONAL LEADERSHIP	545,810	48,103	497,707	8.81%	10.63%
23 SCHOOL LEADERSHIP	3,670,552	411,845	3,258,707	11.22%	9.47%
31 GUIDANCE/COUNSELING	2,240,868	217,725	2,023,143	9.72%	9.38%
33 HEALTH SERVICES	388,563	30,227	358,336	7.78%	8.69%
34 TRANSPORTATION	3,498,485	340,865	3,157,620	9.74%	10.83%
35 FOOD SERVICE	0	0	0	#DIV/0!	
36 CO-CURRICULAR/EXTRACURRICULAR	1,849,584	194,016	1,655,567	10.49%	10.53%
41 GENERAL ADMINISTRATION	2,885,682	196,239	2,689,443	6.80%	7.80%
51 PLANT MAINTENANCE	6,233,534	629,054	5,604,480	10.09%	14.31%
52 SECURITY & MONITORING SERVICES	383,129	10,121	373,008	2.64%	12.25%
53 DATA PROCESSING	1,024,784	145,283	879,501	14.18%	18.06%
61 COMMUNITY EDUCATION	175,116	14,754	160,362	8.43%	11.62%
71 DEBT SERVICE	0	0	0	#DIV/0!	%
81 FACILITIES CONSTRUCTION & ACQUISITION	695,576	415,450	280,126	59.73%	2005.99%
93 PAYMENTS TO FISCAL AGENT					
TOTAL EXPENDITURES	**58,813,979**	**5,523,518**	**53,290,461**	**9.39%**	**85.19%**
OTHER SOURCES (USES)	0	0	0	0.00%	0.00%
EXCESS (DEFICIENCY) OF REVENUE OVER EXPENDITURES	**(2,152,126)**	**2,697,262**	**(4,849,388)**		

Texas English Language Proficiency Assessment System (TELPAS)
Report to Granbury I.S.D. Board of Trustees
November 2008

The TELPAS was designed to measure English language acquisition for LEP students in the following four language domains: reading, writing, listening, and speaking. The assessment is administered to all eligible LEP students in kindergarten through grade 12.
In grades K – 1 each of the four language domains are holistically assessed. In grades 2 – 12 listening, speaking, and writing are holistically scored and the reading assessment is taken online through a multiple-choice test.

Performance is reported in terms of four English language proficiency levels: beginning, intermediate, advanced, and advanced high.

The TELPAS reading test, formerly known as the RPTE, was implemented in the spring of 2008. The new test is very similar to the former tests, except that:

- The ability to read in mathematics and science contexts is assessed to greater level
- More of the items are at the advanced high English language proficiency level
- A grade 2 assessment was added to replace the former holistically scored test
- The grade cluster changed

TEA used the spring 2008 performance to establish proficiency level cut points for the new TELPAS reading assessment. Therefore, the data presented in this report serves as a baseline for this test and cannot be compared to the former RPTE test result data.

GRADES K - 2 SPRING 2008 TELPAS REPORT

Listening					Speaking					Reading					Writing				
Number of Students Rated	Beginning	Intermediate	Advanced	Advanced High	Number of Students Rated	Beginning	Intermediate	Advanced	Advanced High	Number of Students Rated	Beginning	Intermediate	Advanced	Advanced High	Number of Students Rated	Beginning	Intermediate	Advanced	Advanced High
	Percent of Students at Each Rating					*Percent of Students at Each Rating*					*Percent of Students at Each Rating*					*Percent of Students at Each Rating*			
134	18	37	26	19	134	20	40	26	14	134	28	35	23	14	134	29	49	15	7

GRADES 3 - 12 SPRING 2008 TELPAS REPORT

Listening					Speaking					Reading					Writing				
Number of Students Rated	Beginning	Intermediate	Advanced	Advanced High	Number of Students Rated	Beginning	Intermediate	Advanced	Advanced High	Number of Students Rated	Beginning	Intermediate	Advanced	Advanced High	Number of Students Rated	Beginning	Intermediate	Advanced	Advanced High
	Percent of Students at Each Rating					*Percent of Students at Each Rating*					*Percent of Students at Each Rating*					*Percent of Students at Each Rating*			
280	8	24	35	34	280	10	26	35	29	278	12	18	23	47	280	16	34	33	18