Special

Monday, August 7, 2006 6:00 PM
Granbury ISD Board Room, 600 West Pearl St., Granbury, TX 76048, W Pearl St, Granbury, TX 76048

1. **Call to order**
2. **District/Campus Accountability Ratings**
3. **Budget Workshop**
4. **Consider calling October 10, 2006 Wealth Equalization Chapter 41 election**
5. **Consider contract with Hood County Clerk for Wealth Equalization Chapter 41 election**
6. **Consider use of property at 205 E Pearl Street**
7. **Convene in closed session under the Texas Open Meetings Act, Texas Government Codes, Chapter 551.074 - personnel matters and 551.072 - purchase, exchange, lease or value of real property**

a. Personnel

1. Consider staff appointments
2. Consider contract extensions for: Assistant Superintendent, Executive Director of Human Resources, Director of Curriculum & Instruction, Director of Special Education, Director of Athletics, Oak Woods Intermediate Principal and Granbury High School Head Football Coach

8. **Reconvene in open session**
9. **Adjourn**

2006 District Accountability Summary

District Name: GRANBURY ISD

District Number: 111901

ACCOUNTABILITY RATING: Academically Acceptable

SUMMARY

ACCOUNTABILITY RATINGS

CAMPUS RATING:	NUMBER OF SCHOOLS
EXEMPLARY	0
RECOGNIZED	5
ACADEMICALLY ACCEPTABLE	5
ACADEMICALLY UNACCEPTABLE	0
AEA: ACADEMICALLY ACCEPTABLE	1
AEA: ACADEMICALLY UNACCEPTABLE	0
NOT RATED: OTHER	1
TOTAL	12

CAMPUS LIST (in campus number order)

	CAMPUS	RATING	COMMENTS
001	GRANBURY H S	Academically Acceptable	
002	S T A R S ACADEMY	AEA: Academically Acceptable	
003	BEHAVIOR TRANSITION CTR	Not Rated: Other	
041	GRANBURY MIDDLE	Academically Acceptable	
042	ACTON MIDDLE SCHOOL	Academically Acceptable	
102	ACTON EL	Recognized	
103	WILLIE AND WANDA CROSSLAN	Academically Acceptable	
104	EMMA ROBERSON EL	Recognized	
105	NETTIE BACCUS EL	Recognized	
106	OAK WOODS INT	Academically Acceptable	
107	MAMBRINO SCHOOL	Recognized	
108	JOHN AND LYNN BRAWNER INT	Recognized	

Total Count = 12

DISTRICT NAME: GRANBURY District Rating: Academically Acceptable
DISTRICT NUMBER: 111901

Analysis groups used to determine ratings are marked with an 'X'.
Grade 8 science results are not included because they are not used in the 2006 accountability system.

TEXAS ASSESSMENT OF KNOWLEDGE AND SKILLS (TAKS) TABLE

	2006				2005				Required Improvement		
Performance Results	Number Met Std	Number Taking	Pct Met Std	Stu Grp %	Number Met Std	Number Taking	Pct Met Std	Met Min Size	Act Chg	RI	Met RI?
Reading/ELA											
X All Students	3,415	3,852	89%	100%	3,238	3,856	84%		5		
African Amer	25	31	81%	1%	22	30	73%		8		
X Hispanic	346	456	76%	12%	295	428	69%		7		
X White	3,008	3,318	91%	86%	2,884	3,354	86%		5		
X Econ Disadv	988	1,226	81%	32%	868	1,137	76%		5		
Writing											
X All Students	767	826	93%	100%	758	829	91%		2		
African Amer	7	7	100%	1%	3	4	75%		25		
X Hispanic	93	108	86%	13%	68	85	80%		6		
X White	661	704	94%	85%	675	728	93%		1		
X Econ Disadv	260	303	86%	37%	234	273	86%		0		
Social Studies											
X All Students	1,139	1,310	87%	100%	1,111	1,316	84%		3		
African Amer	7	7	100%	1%	10	12	83%		17		
X Hispanic	97	135	72%	10%	102	151	68%		4		
X White	1,022	1,154	89%	88%	980	1,134	86%		3		
X Econ Disadv	247	329	75%	25%	237	327	72%		3		
Mathematics											
X All Students	3,060	3,895	79%	100%	2,870	3,862	74%		5		
African Amer	19	30	63%	1%	15	30	50%		13		
X Hispanic	308	474	65%	12%	252	431	58%	Yes	7	6	Yes
X White	2,699	3,346	81%	86%	2,568	3,357	76%		5		
X Econ Disadv	844	1,256	67%	32%	756	1,162	65%	Yes	2	3	No
Science											
X All Students	877	1,240	71%	100%	810	1,343	60%		11		
African Amer	6	10	60%	1%	6	13	46%		14		
X Hispanic	69	134	51%	11%	51	148	34%	Yes	17	**	No
X White	794	1,082	73%	87%	742	1,162	64%		9		
X Econ Disadv	180	335	54%	27%	156	363	43%	Yes	11	**	No

** Met the minimum size requirement, but did not meet the 65% floor for Recognized.

STATE-DEVELOPED ALTERNATIVE ASSESSMENT II (SDAA II) TABLE

	2006				2005				Required Improvement		
SDAA II Results	# Tests Met ARD	# Tests	Pct Met ARD	Stu Grp %	# Tests Met ARD	# Tests	Pct Met ARD	Met Min Size	Act Chg	RI	Met RI?
X All Students	728	842	86%	100%	672	786	85%		1		

EXCEPTIONS TABLE

Number Msrs Evaluated	Number Allowed	Number Needed	Floor(s) Met?	Msr(s) Used in 2005?	Exceptions Applied
21	N/A	N/A	N/A	N/A	N/A

DISTRICT NAME: GRANBURY District Rating: Academically Acceptable
DISTRICT NUMBER: 111901

Analysis groups used to determine ratings are marked with an 'X'.
Grade 8 science results are not included because they are not used in the 2006 accountability system.

COMPLETION RATE I TABLE (Gr. 9-12)

	Class of 2005					Class of 2004				Required Improvement		
	# Completers	# dropouts	# in Class	Comp Rate	Stu Grp %	# Completers	# in Class	Comp Rate	Met Min Size	Act Chg	RI	Met RI?
X All Students	431	21	481	89.6%	100%	418	484	86.4%		3.2		
African Amer	6	0	7	85.7%	1%	5	8	62.5%		23.2		
X Hispanic	48	7	56	85.7%	12%	49	59	83.1%		2.6		
X White	372	14	413	90.1%	86%	357	410	87.1%		3.0		
X Econ Disadv	92	10	111	82.9%	23%	78	92	84.8%	Yes	-1.9	0.1	No

ANNUAL DROPOUT RATE TABLE (Gr. 7-8)

	2004-05				2003-04				Required Improvement		
	# Official Dropouts	# 7-8 Graders	Official Dropout Rate	Stu Grp %	# Official Dropouts	# 7-8 Graders	Official Dropout Rate	Met Min Size	Act Chg	RI	Met RI?
All Students	0	1,150	0.0%	100%	0	1,186	0.0%		0.0		
African Amer	0	5	0.0%	0%	0	10	0.0%		0.0		
Hispanic	0	136	0.0%	12%	0	148	0.0%		0.0		
White	0	995	0.0%	87%	0	1,015	0.0%		0.0		
Econ Disadv	0	374	0.0%	33%	0	375	0.0%		0.0		

Dropout data not evaluated for your accountability rating due to small numbers or no data.

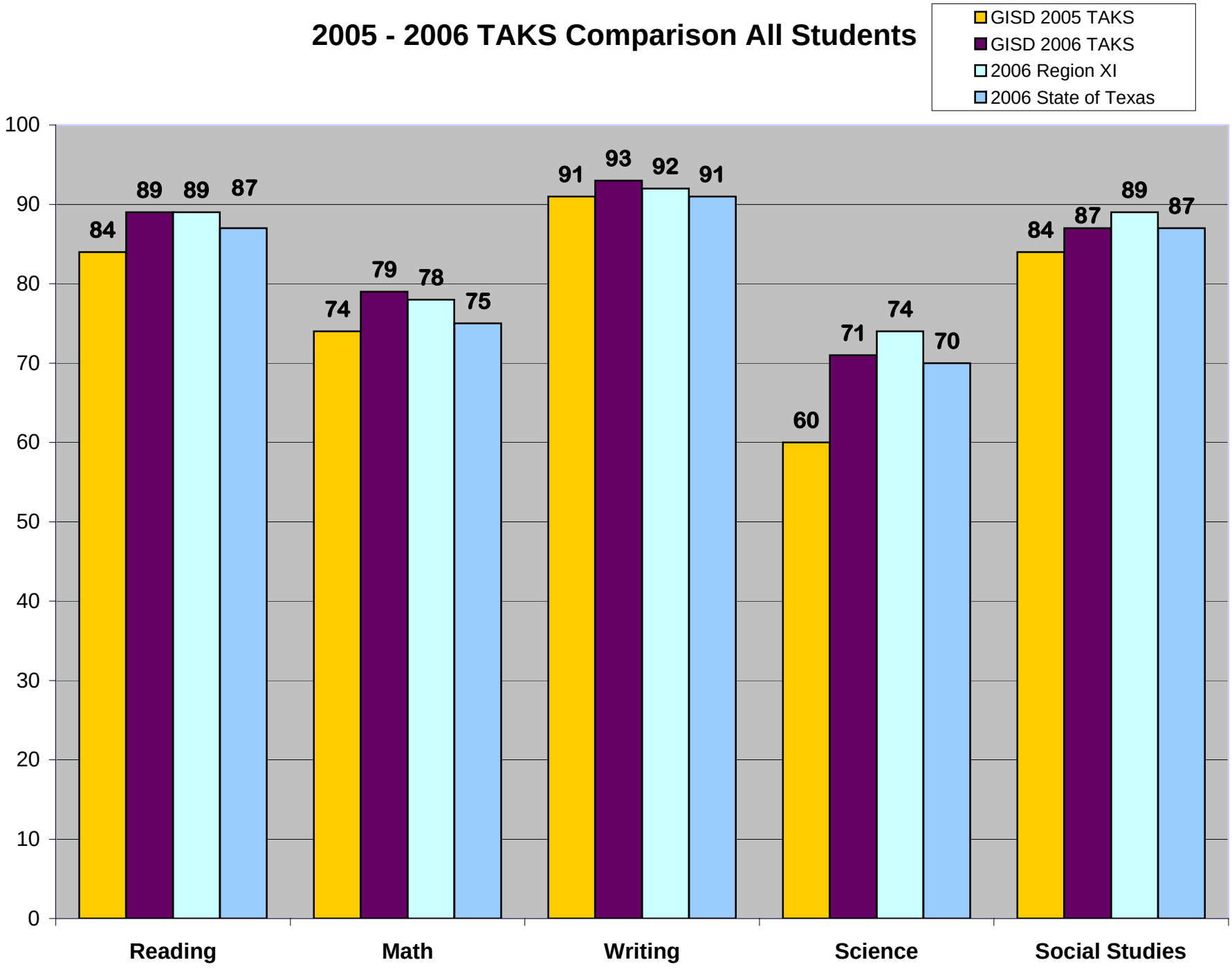
2005 - 2006 TAKS Comparison All Students
GISD 2005 TAKS
GISD 2006 TAKS
2006 Region XI
2006 State of Texas
100
90
80
70
60
50
40
30
20
10
0
84
89
89
87
74
79
78
75
91
93
92
91
60
71
74
70
84
87
89
87
Reading
Math
Writing
Science
Social Studies

GRANBURY ISD

BUDGET WORKSHOP

August 7, 2006

General Operating Budget

General Operating Revenue - Changes

- Certified Property Values
  - Values certified at a 16% increase compared to 8% presented earlier
- Teacher Salary Schedule
  - Amended to include an additional $500
    - Local contribution will now be $1,700
- Other Salary Schedules
  - Remained the same as presented
  - Midpoint increase changed

General Operating Revenue – Total Property Value

- Total Property value projected by HCAD is 15% higher than 2005
  - Original projection was only 9%

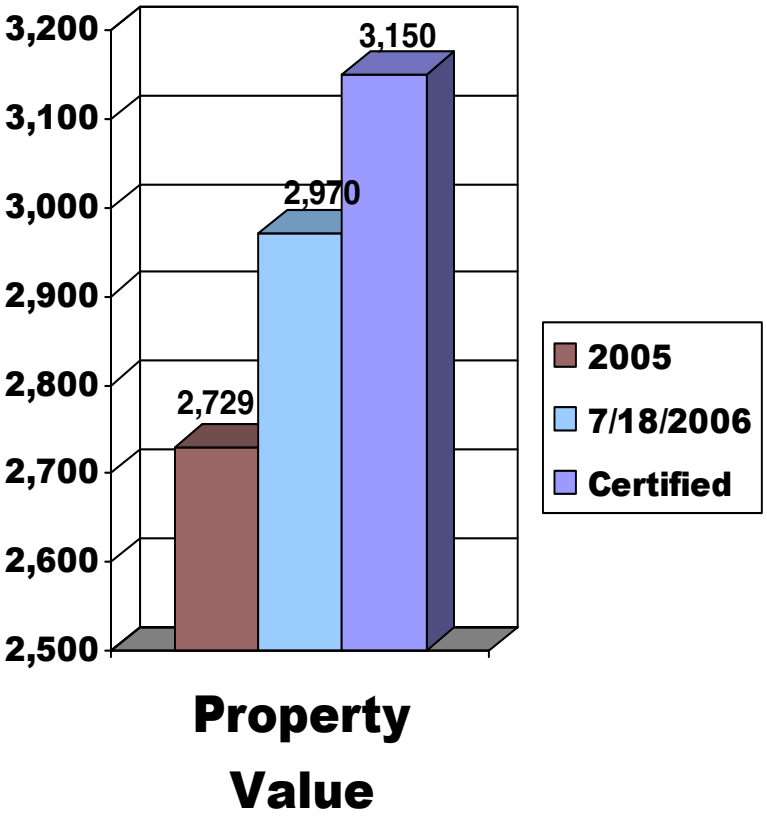

General Operating Revenue – Taxable Property Value

- Taxable property value certified by HCAD is 16% higher than 2005
  - Original projection was only 8%
- Frozen property value certified by HCAD is 13% higher than 2005

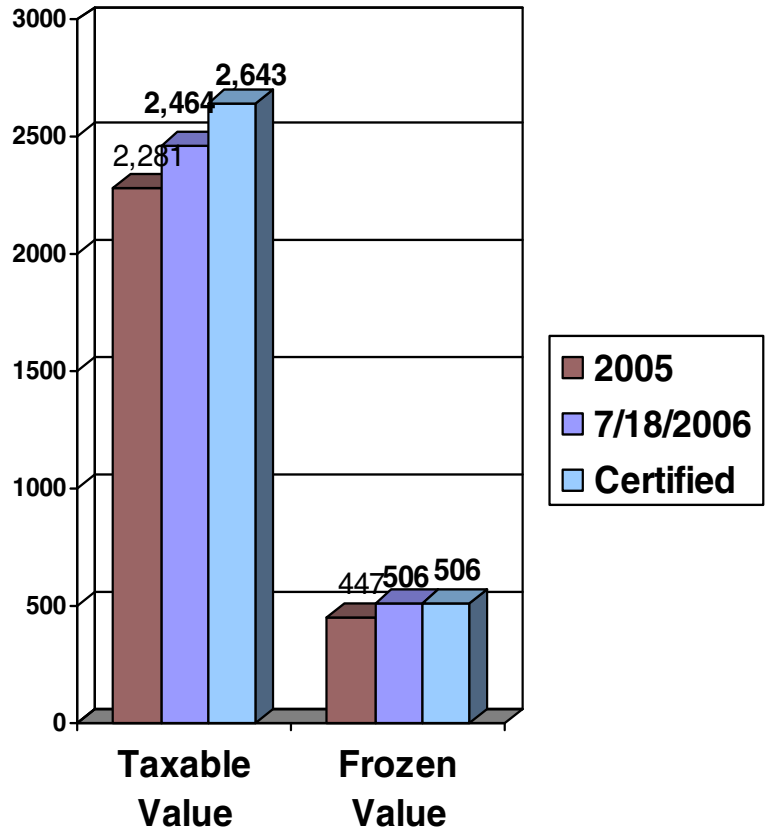

General Operating - Revenue

- State Revenue is projected to increase $4,740,426 (7/18/06 - $5,235,227)
  - 2005-2006 – 9% of total revenue
  - 2006-2007 – 17.81% of total revenue (7/18/06 - 19.25%)
    - Mandated Increase from State – 42.8% (7/18/06 - 38.9%)
      - Teacher Salaries - $1,287,500
      - High School Allotment - $544,198
      - Insurance Supplement - $197,000
  - Decrease in State revenue due to recapture
    - ($494,801)

General Operating - Revenue

- Local Tax Revenue is projected to increase even with decrease in tax rate
  - Tax Rate proposed is $1.286 ($1.45 last year and $1.326 on 7/18/06)
    - $1,600,000 more than 2005-06 and $1,650,000 more than 7/18/06

General Operating - Revenue (Dollars)

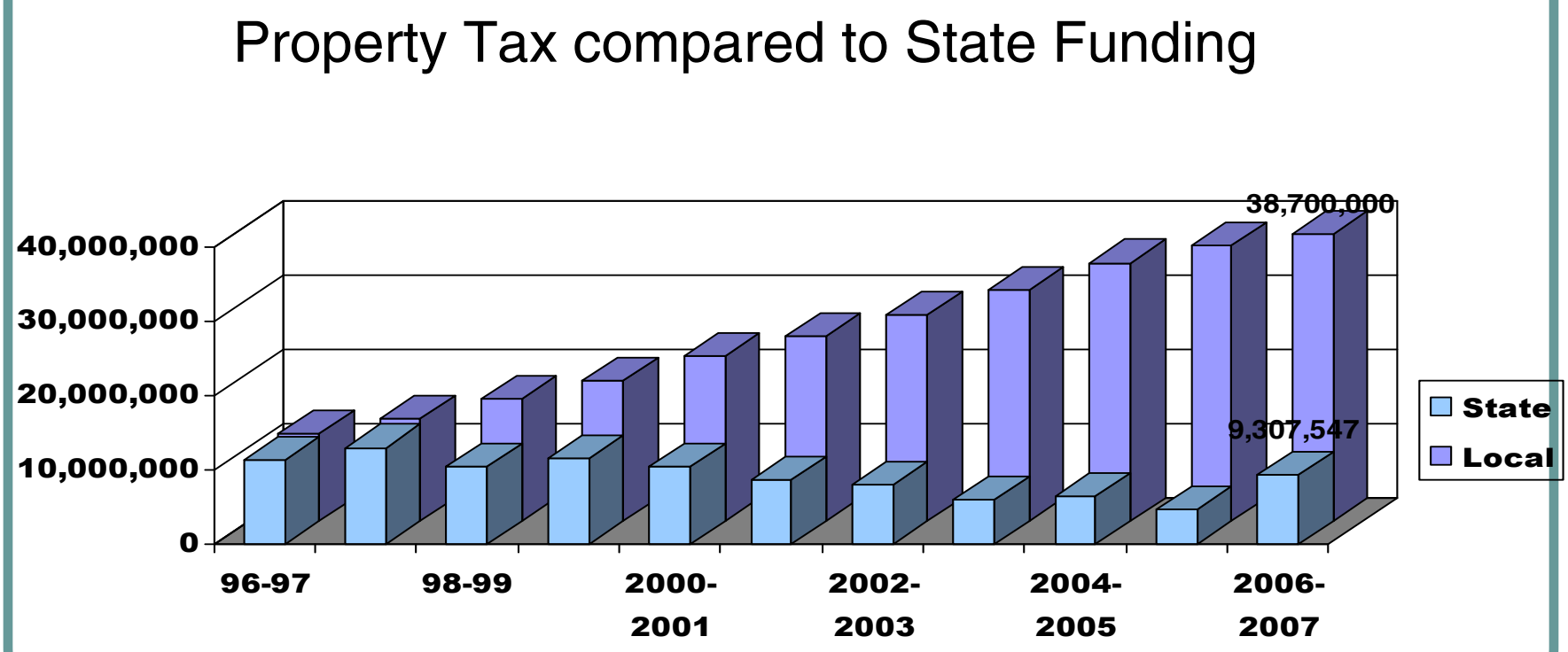

General Operating - Revenue (%)

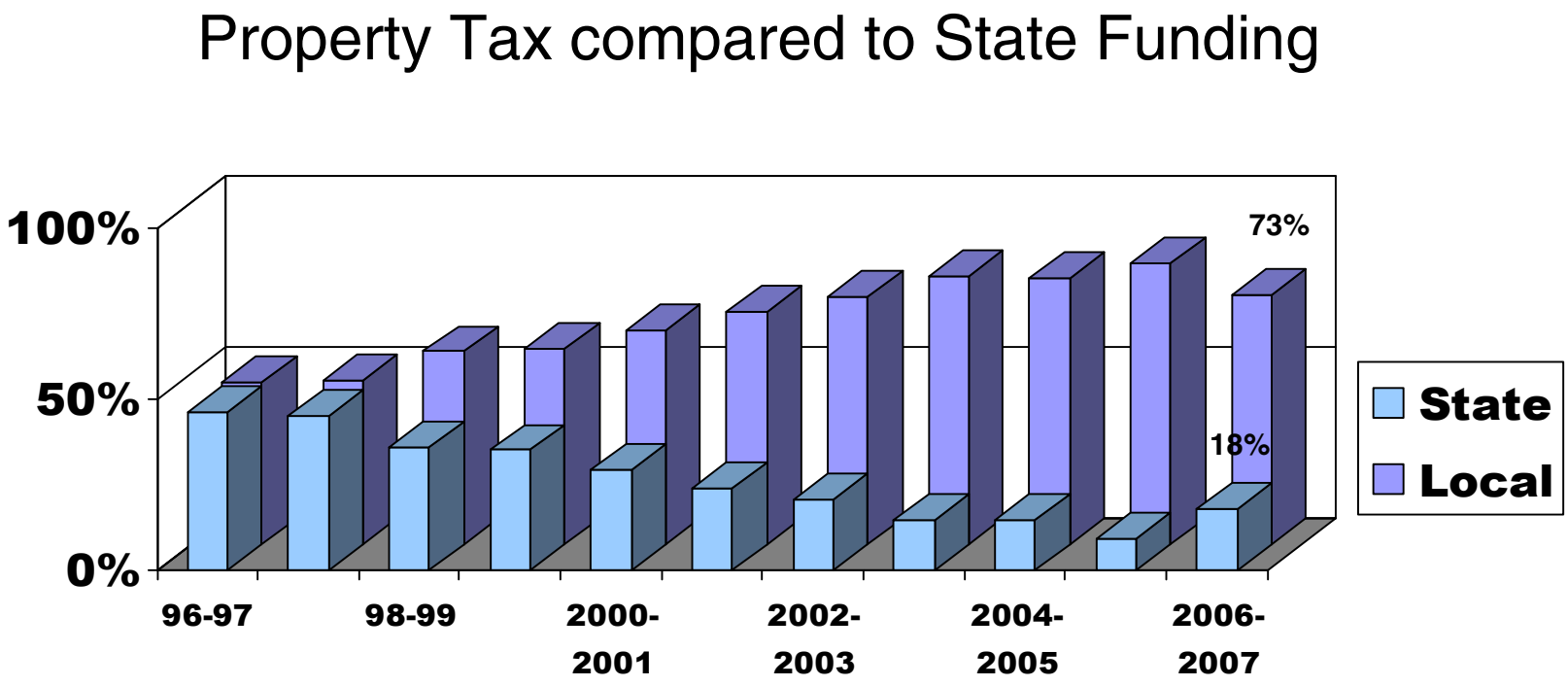

General Operating – Revenue

- Total Revenue projected is a 15.6% increase over 2005-2006
  - 7/18/06 was 13%

General Operating - Revenue - Total

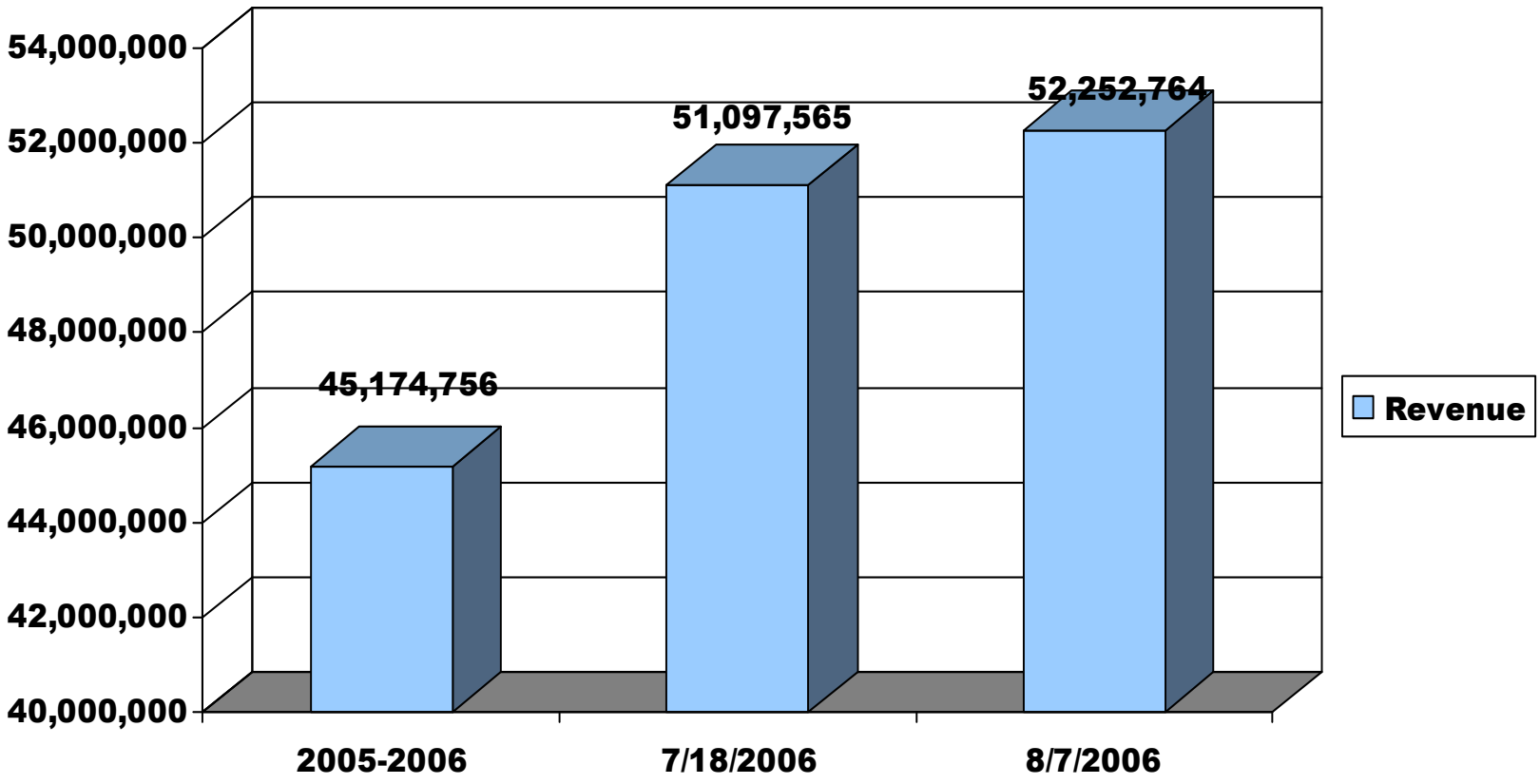

General Operating - Revenue - Proposed

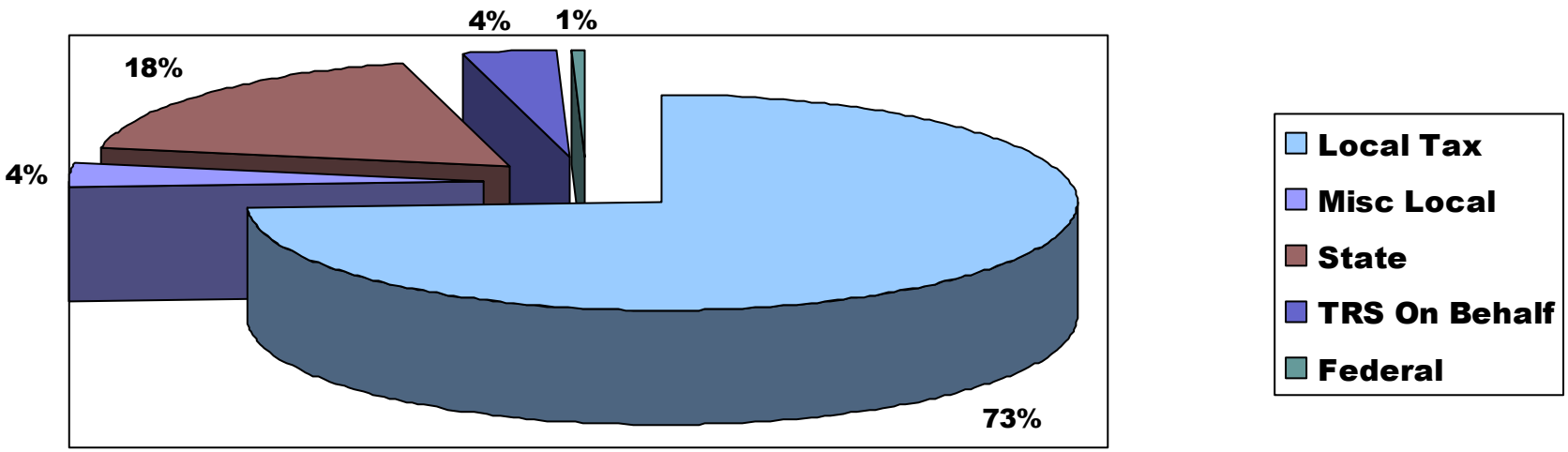

General Operating - Revenue Per ADA - $8,091

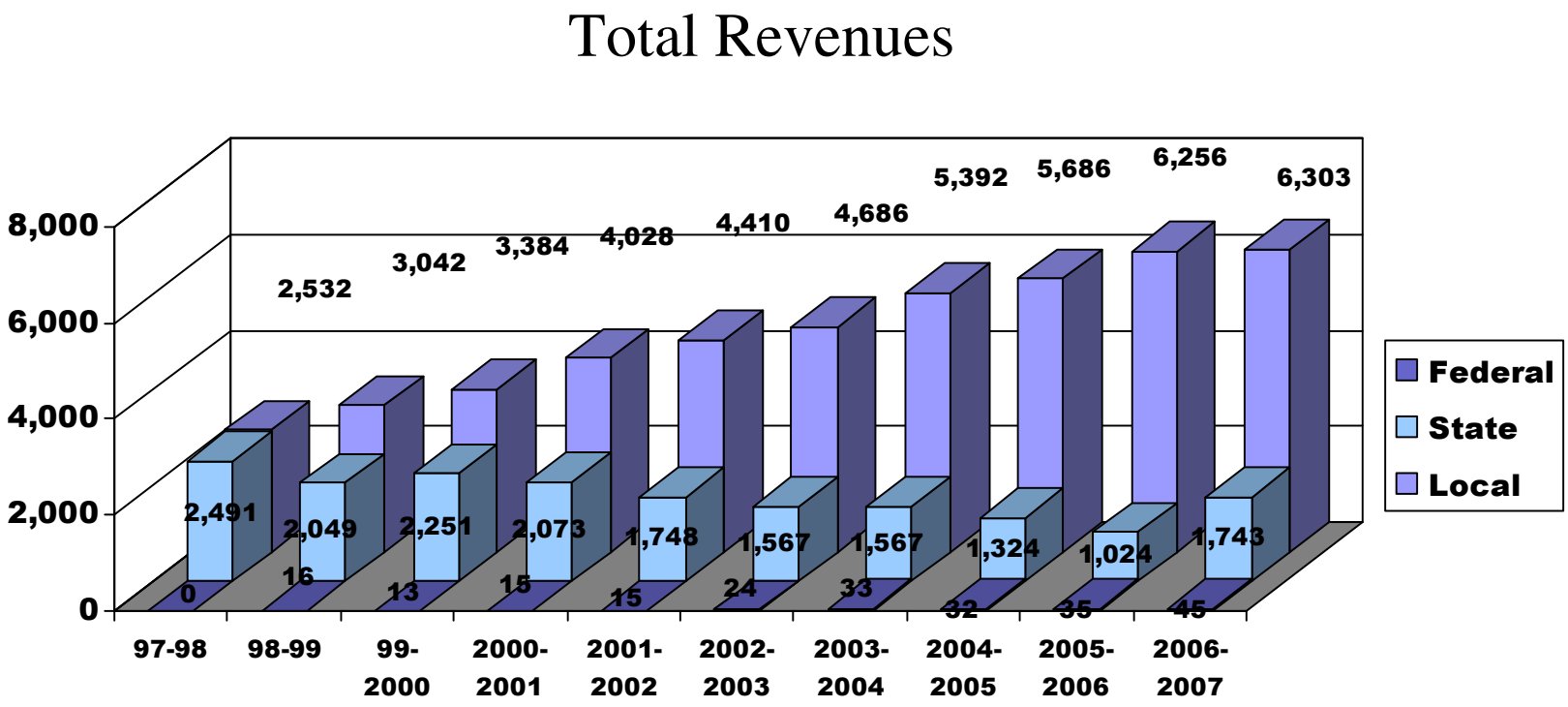

General Operating Expenditures – Salaries and Benefits

- Salaries & Benefits – 7/18/06 Presentation
  - TASB presented the proposed structure
  - CPI Increase 3.4% for May 2006 from May 2005
  - Teachers
    - $2,000 State legislated raise
    - $500 Insurance supplement
    - $1,200 local supplement
  - 5% Increase to Minimum, Midpoint, Maximum for other than Teacher Schedules – Except for M/T schedule where 6% was applied
  - Fund current Health Insurance contribution per eligible employee
    - $350/month – Full Time
    - $254/month – Part Time

General Operating Expenditures – Salaries and Benefits

- Salaries & Benefits - Changes
  - Teachers
    - $2,000 State legislated raise
    - $500 Insurance supplement
    - $1,700 local supplement
      - Additional $262,440
      - Group increase 10.4%
      - Starting Salary of $38,500

Projected Teacher Salary Schedule Comparisons 2006–2007

	0-Year Salary	5-Year Salary	10-Year Salary	15-Year Salary	20-Year Salary	Schedule Maximum	Average Salary
Granbury ISD - Proposed	***38,500***	***40,080***	***41,580***	***46,428***	***50,856***	***57,500***	***45,668***
Projected Median *	***38,036***	***39,533***	***42,157***	***46,254***	***50,494***	***58,319***	***47,078***
Proposed Salary to Projected Median	***101%***	***101%***	***99%***	***100%***	***101%***	***99%***	***97%***
Dollar Difference	***$464***	***$547***	***($577)***	***$174***	***$362***	***($819)***	***($1,410)***
Projected 75th Percentile *	***42,346***	***43,646***	***44,691***	***47,825***	***52,232***	***58,599***	***47,856***
Proposed Salary to Proj. 75th Percentile	***91%***	***92%***	***93%***	***97%***	***97%***	***98%***	***95%***
Dollar Difference	***($3,846)***	***($3,566)***	***($3,111)***	***($1,397)***	***($1,376)***	***($1,099)***	***($2,188)***

*Projected averages were estimated by increasing 2005-06 averages by $2,500 and multiplying the percent increase from the 2004-05 to 2005-06 school year.

Projected Teacher Salary Schedule Comparisons 2006–2007

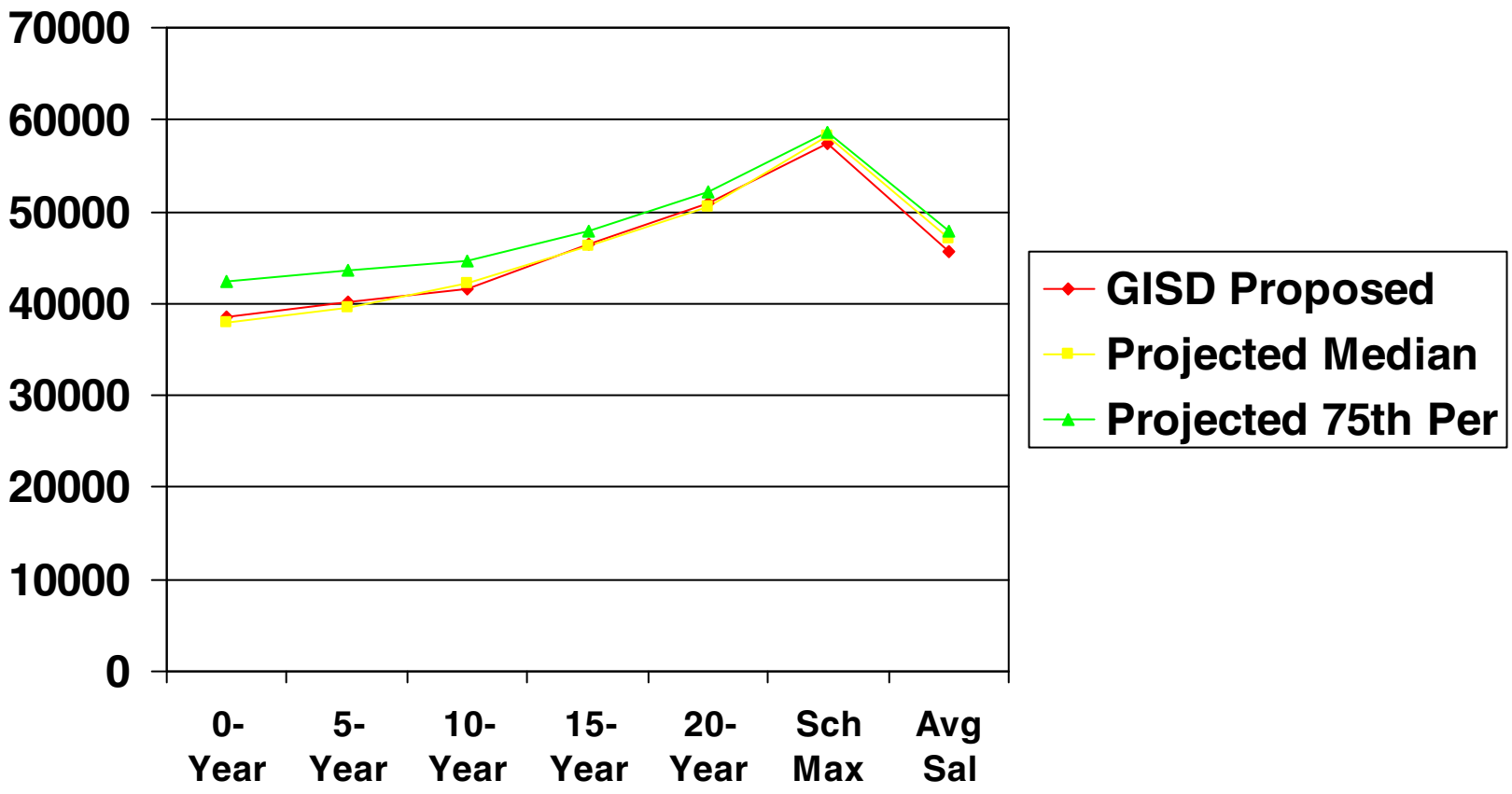

General Operating Expenditures – Salaries and Benefits

- Salaries & Benefits - Changes
  - Professional Support & Administration
    - 6% Increase to Midpoint was applied
      - 7/18/06 – 5%
      - Cost $60,660
      - Group 7.6%
  - Clerical/Technical
    - 6% Increase to Midpoint was applied
      - 7/18/06 – 5%
      - Cost $34,598
      - Group 9.4%

General Operating Expenditures – Salaries and Benefits

- Salaries & Benefits - Changes
  - Manual Trades
    - 7% Increase to Midpoint was applied
      - 7/18/06 – 6%
      - Cost $41,800
      - Group 12%
  - Technology
    - 6% Increase to Midpoint was applied
      - 7/18/06 – 5%
      - Cost $2,928
      - Group 8.2%

General Operating - Expenditures

- Salaries & Benefits still make up 78% of the total budget

General Operating - Expenditures - % of Total Budget

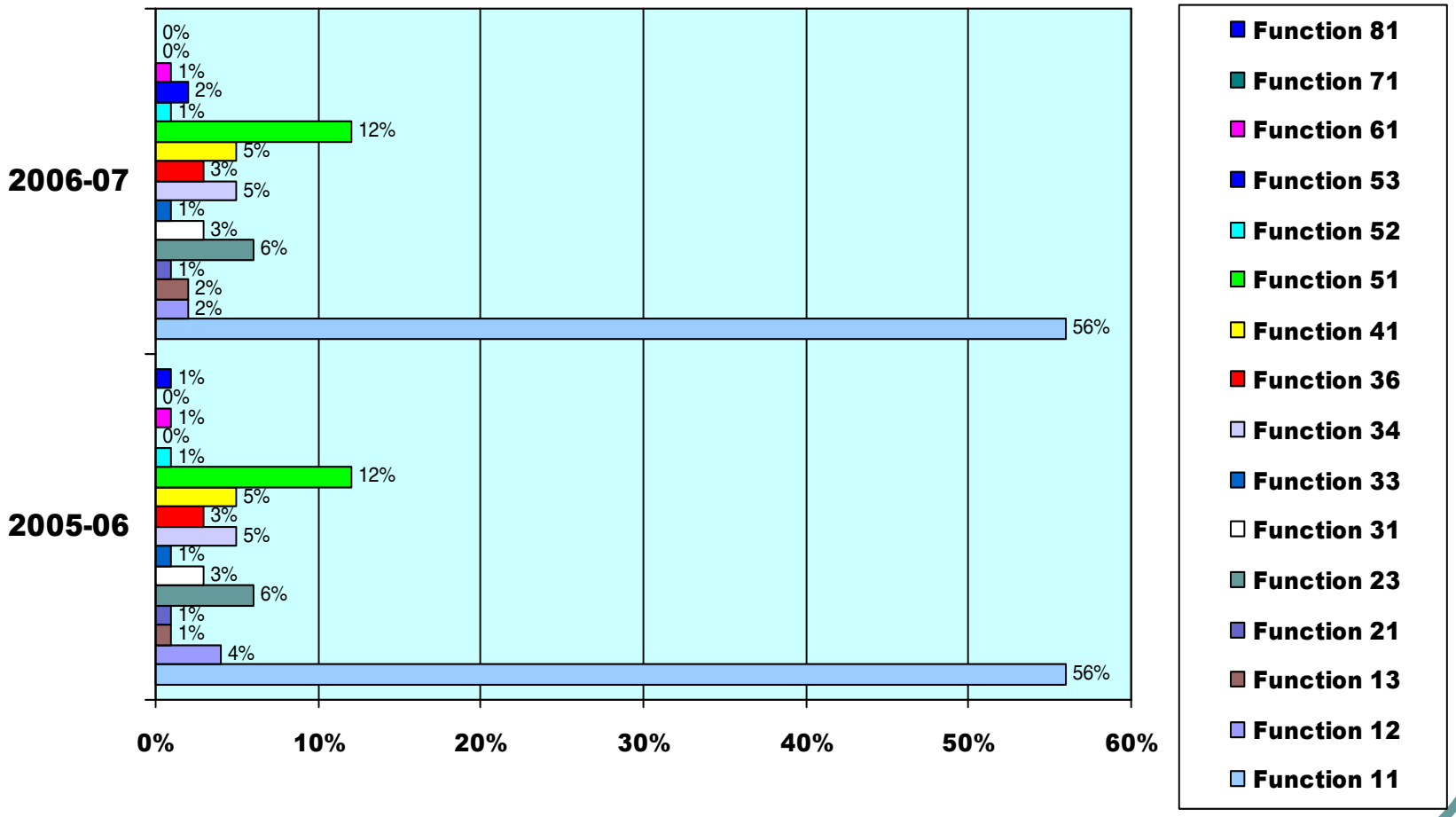

General Operating - Total Expenditures - By Object

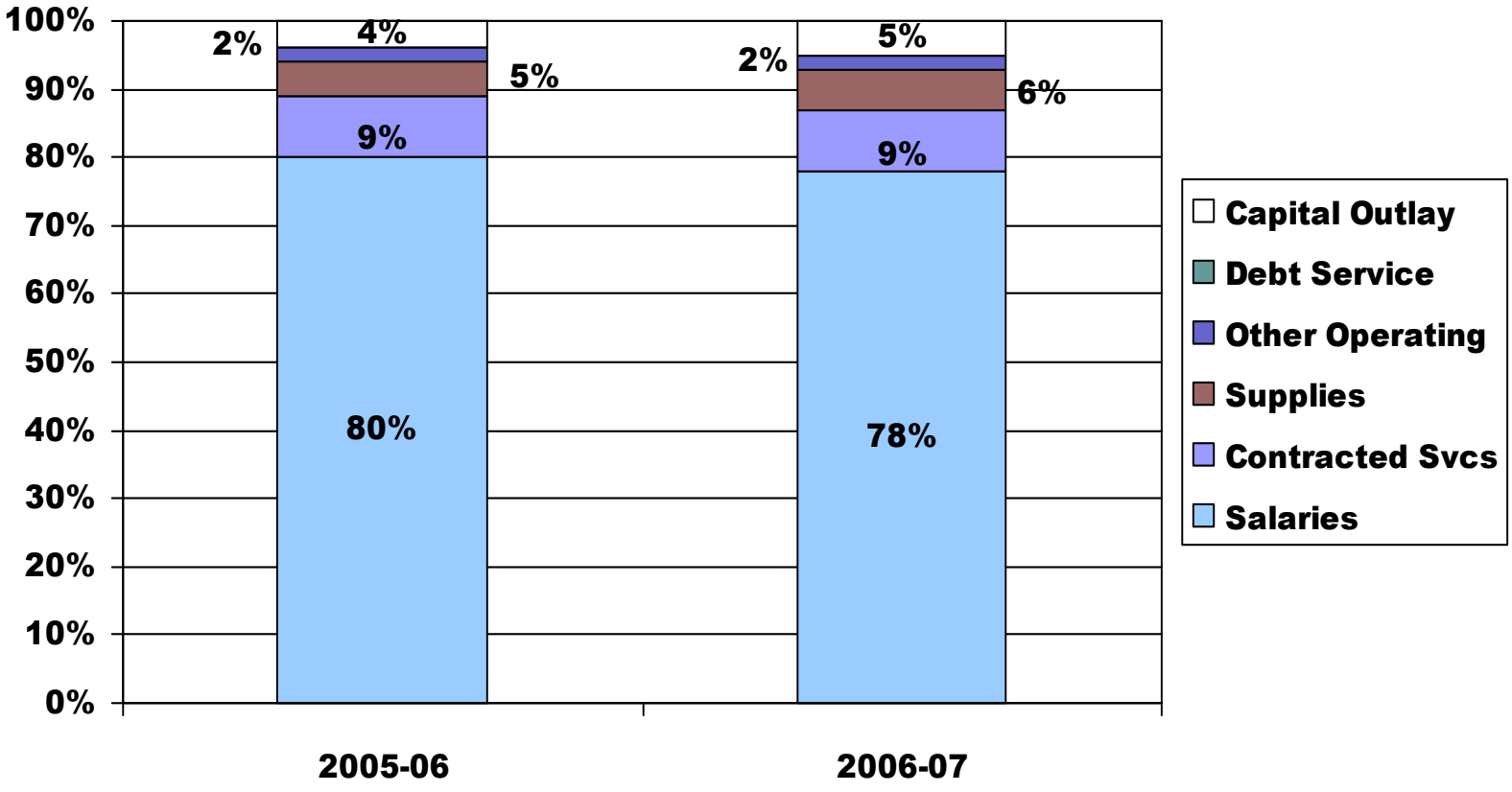

General Operating -
Total Expenditures

- $5,610,881 Increase in Expenditures
  - (7/18/06 - $5,208,455)
  - Salaries & Benefits - $3,380,442
    - (7/18/06 - $2,978,016)
  - Contracted Services - $456,615
  - Supplies – 892,373
  - Other Operating – ($8,894)
  - Capital Outlay – $890,345
- 12.7% Increase over 2005-2006 Budget
  - (7/18/06 - 11.8%)

General Operating - Expenditures per ADA - $8,091

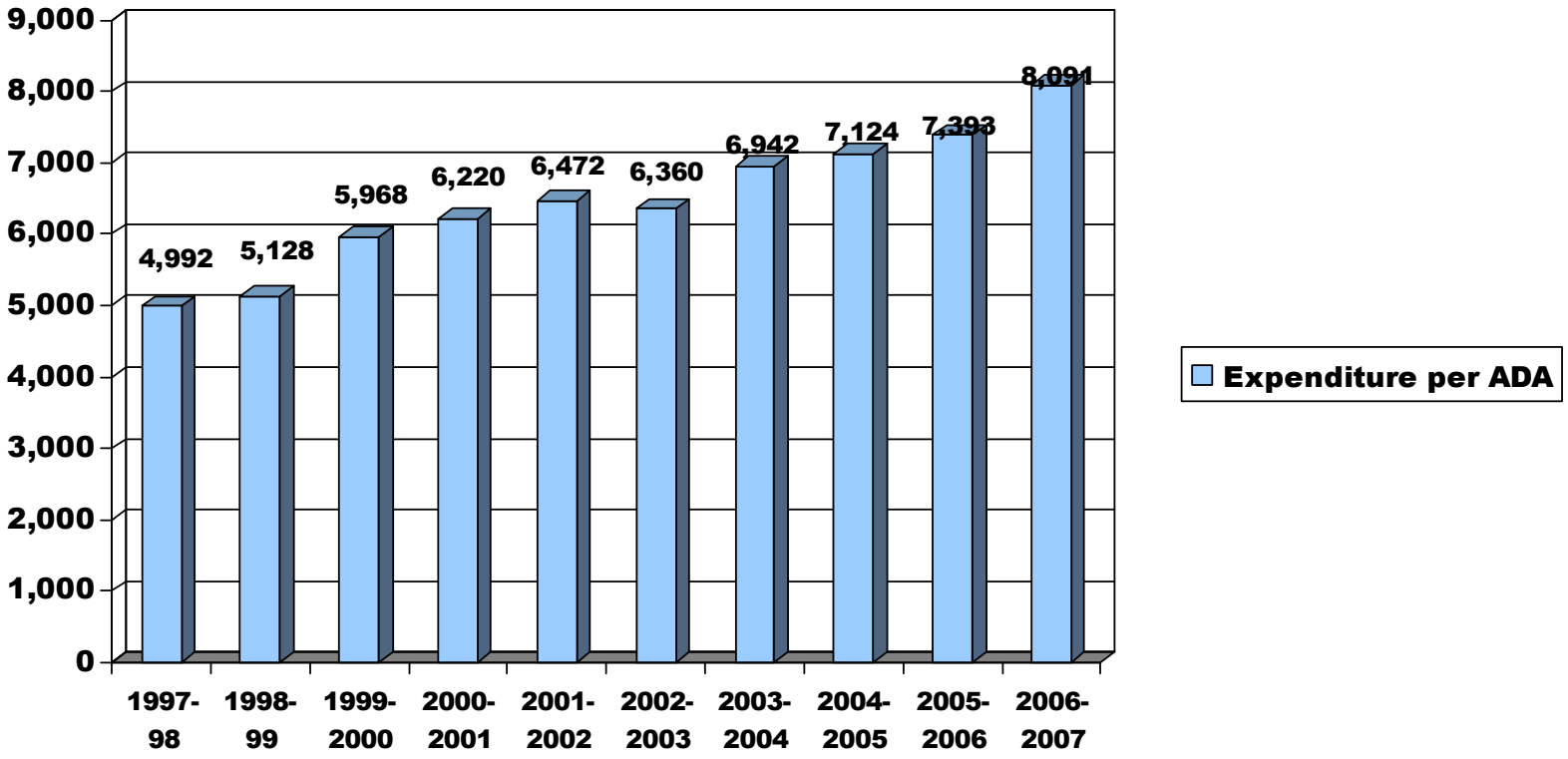

General Operating – Factors to Consider

- Please note that the revenue per ADA is the same as the projected expenditure per ADA
  - Projected 8/31/2006 Fund Balance $ $14,969,055 (29% of 2006-2007 proposed budget)
  - Projected 8/31/2007 Fund Balance $14,972,291
  - (29% of proposed 2006-2007 budget)
    - Still very healthy

General Operating - ADA Comparision

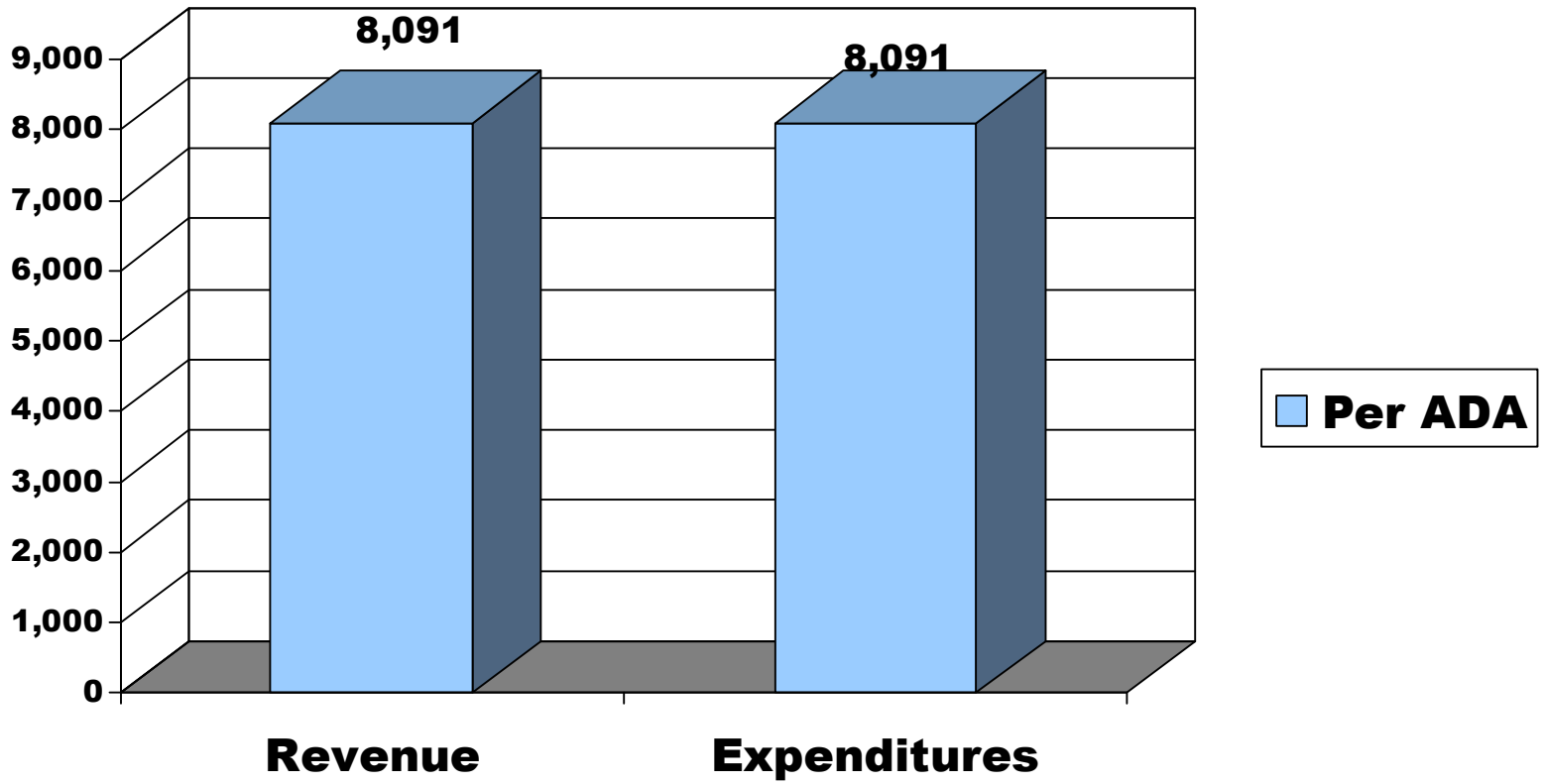

General Operating - Factors to Consider

- Major adjustment to teacher salary schedule to meet market demands & State mandates
  - 59% State Funded
  - 41% Local Funded
- Salary increases for all employees
  - Addresses compression problem and market problem per TASB recommendations
  - 19% State Funded this year (Insurance Supplement)
    - Not guaranteed for future years
  - 81% Local Funded

General Operating - Other Factors to Consider

- Continuing to fund replacement schedules
- Opening of new 9th Grade Center
- Fuel and utility increases seen across the economy
- The Budget presented will meet the current needs of the District as well as provide a competitive salary schedule
- Chapter 41 status and what that means to GISD revenue this year and the future
- There are issues that will continue to be studied and dealt with in future budgets by Administration
  - Job Market and the increasing competitive nature of school district salaries and benefits
  - Funding of replacement schedules

Debt Service

Fund Balance Analysis - Debt Service

- Projected Fund Balance at 8/31/06
  - $1,143,394
- Fund Balance is not necessary for Debt Service except for cash flow purposes
  - 20% of current year expenditures

Debt Service - Revenue

- State Revenue is projected to be $0
  - No longer qualify for EDA
- Local Tax Revenue is projected to decrease by $600,000
  - (7/18/06 - $125,000)
  - Decrease of tax rate $.022 to a rate of $.164
    - (7/18/06 - $.195)
  - Amount needed to meet current debt service needs

Debt Service - Revenue

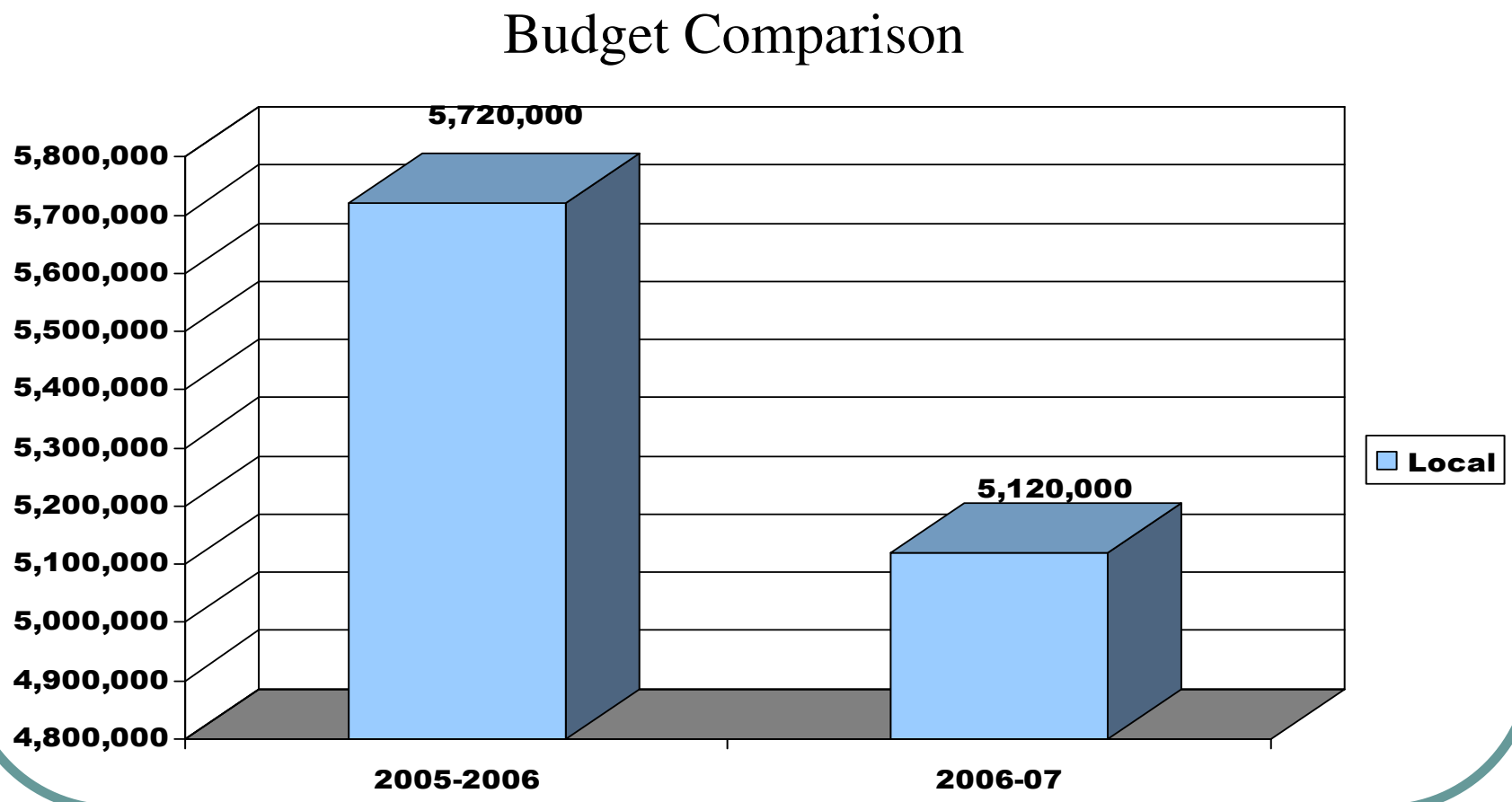

Debt Service - Expenditures

- GISD Debt Service has been equaled out according to refunding that occurred last year
  - $5,792,831

Debt Service - Expenditures

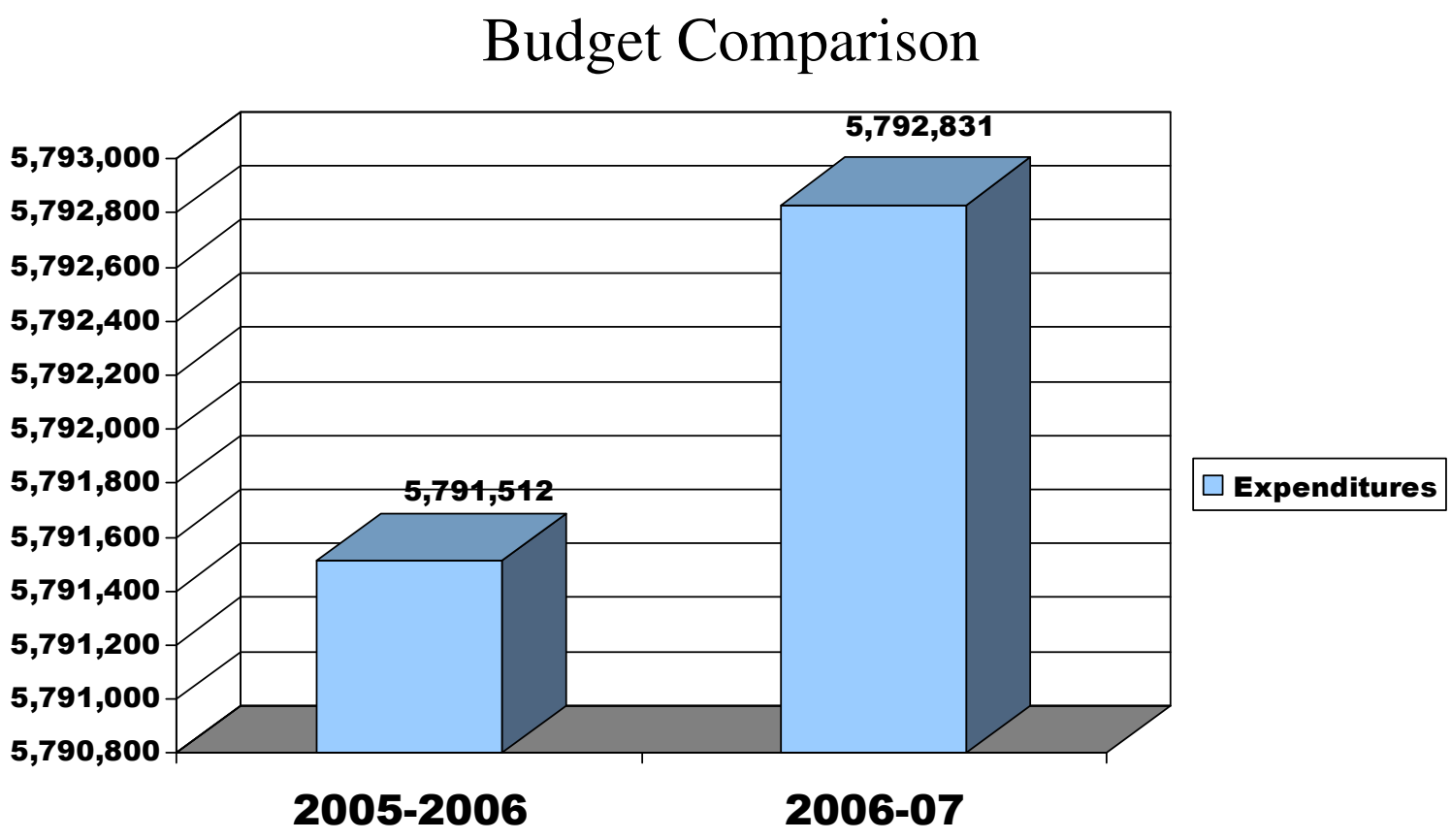

Debt Service Summary

- Proposed tax rate needed to meet needs of Debt is $.164
  - Reduction of $.056 from last year
- Projected Income is less than expenses
  - $672,831
  - 8/31/07 Projected Fund Balance ($470,563) would allow for this reduction and still be healthy and appropriate

Budget Presentation - Conclusion

- Total Tax Rate proposed is $1.45
  - M & O $1.286
  - Debt $ .164
- Decrease the tax rate
  - 75% reduction mandated by State
  - 25% additional from Local
- Property Values have continued to grow at a greater rate than originally expected
- Chapter 41 status and the decisions that will affect not only this year but future as well

Budget Presentation - Conclusion

- Budget increase over last year expenditures relate to
  - Increased salaries and benefits for all employees
    - State mandated for teachers plus local increase
    - Local supplement of insurance supplement into salary plus local increase
  - Additional Personnel
    - Crossland 9th Grade Center
    - Increased Instructional Staff
  - Special Projects
    - Roofing Projects
    - District Software/Hardware Projects
    - Software Upgrades (Office 2003)

Conclusion - Tax Rate

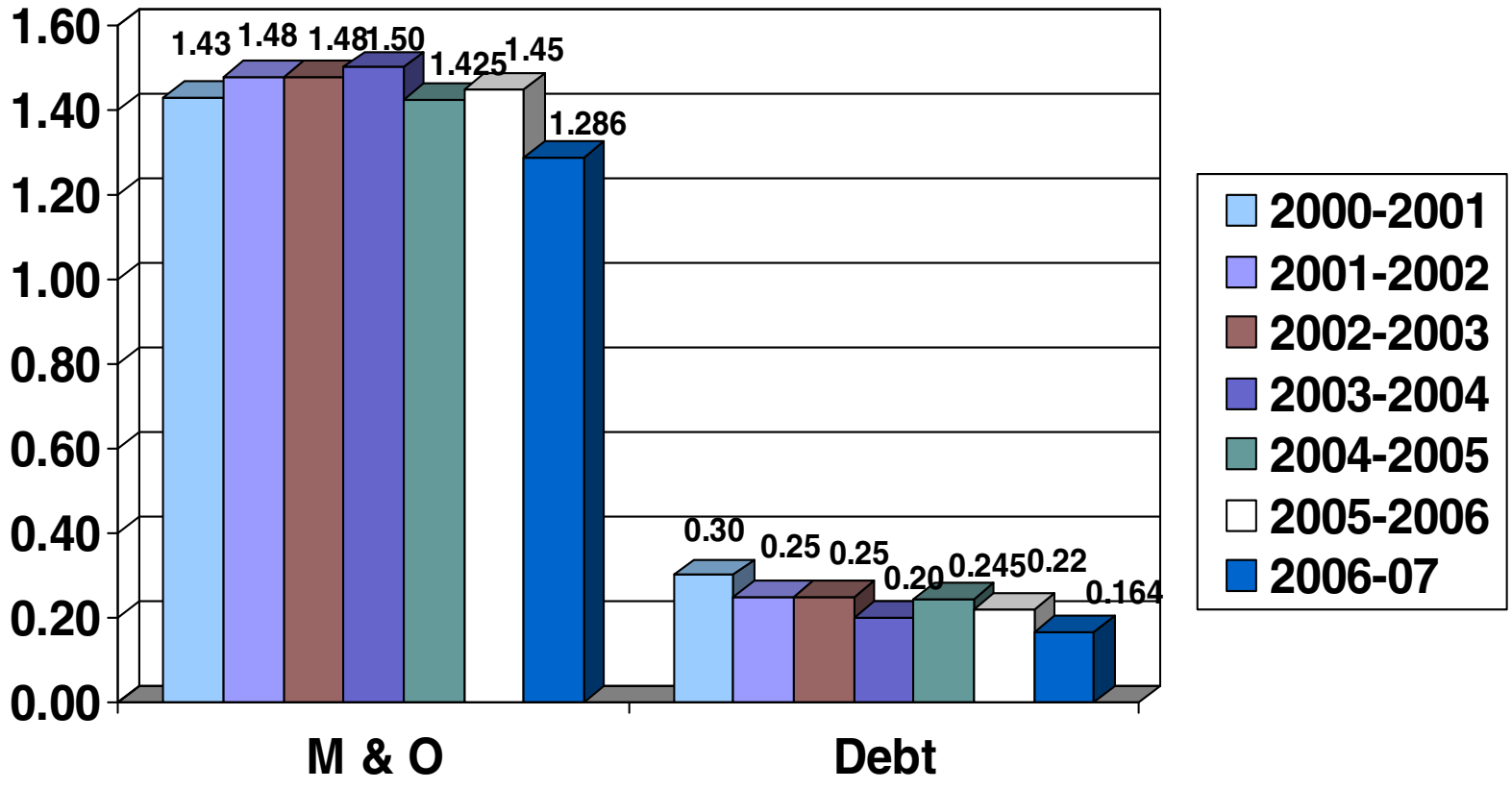

Conclusion – Total Tax Rate

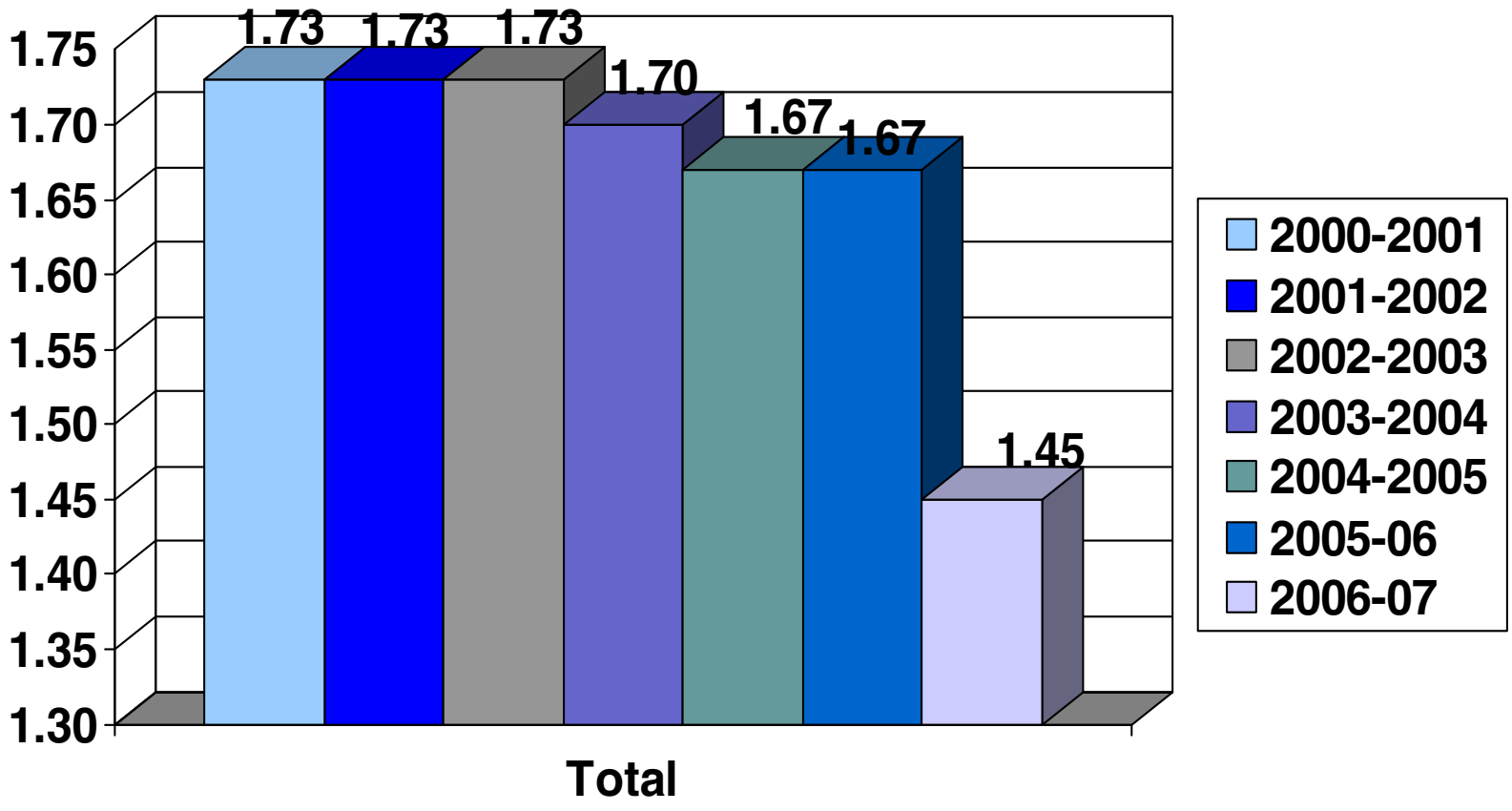

Area Tax Rate Comparisons – 2005-06

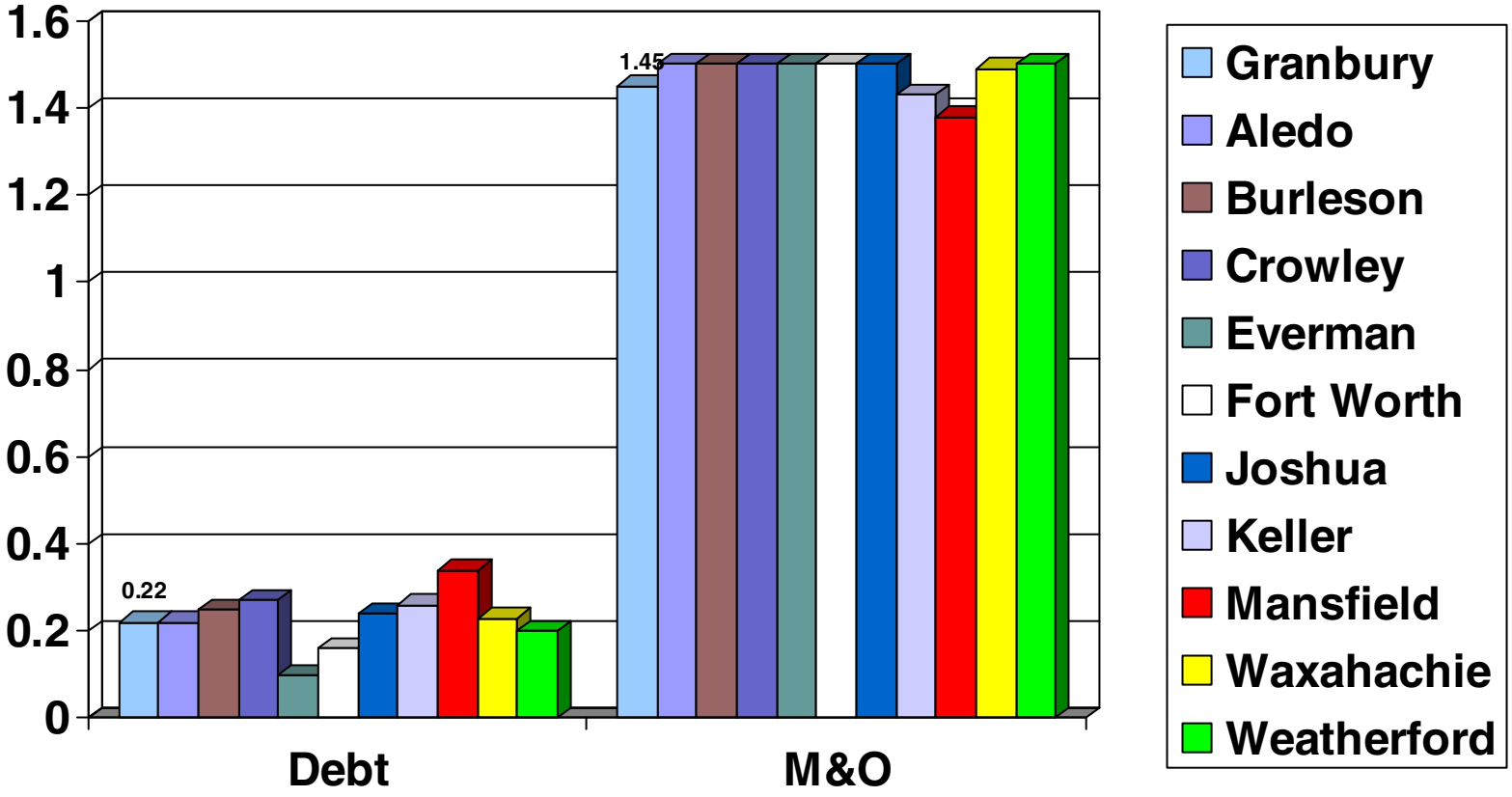

Area Tax Rate Comparisons – 2005-06

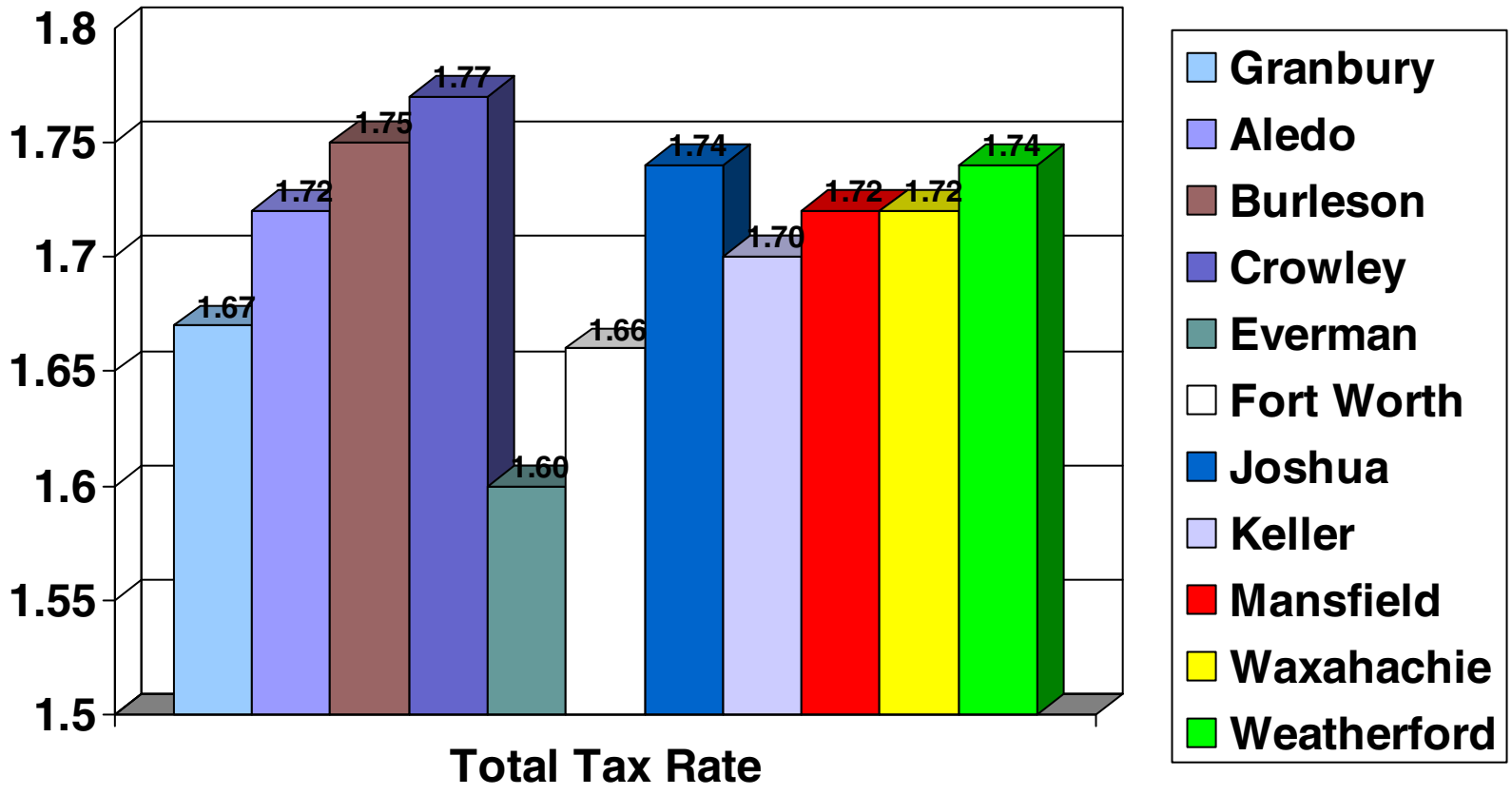

65% Rule

TEA FIRST Rating

- 2 Indicators have come from TEA
  - NCES Indicator
    - Functions 11, 36 93, & 95
    - All Funds
    - Phased in over 3 years
      - 2006-07 – 55%
      - 2007-08 – 60%
      - 2008-09 – 65%
  - TEA Indicator
    - Functions 11,12, 31, 33, 36, 93,& 95
    - All Funds

Granbury ISD

- 2006-07 % per proposed General Operating Budget
  - NCES Indicator
    - 59%
  - TEA Indicator
    - 65%

Budget Presentation - Conclusion

- The Budget presented will meet the current needs of the District as well as provide a competitive teacher salary schedule

Questions?

The End

NOTICE OF PUBLIC MEETING TO DISCUSS BUDGET AND PROPOSED TAX RATE

The Granbury ISD will hold a public meeting at 6:00 PM, August 28, 2006 in the Granbury ISD Board Room, 600 West Pearl Street. **The purpose of this meeting is to discuss the school district's budget that will determine the tax rate that will be adopted. Public participation in the discussion is invited.**

The tax rate that is ultimately adopted at this meeting or at a separate meeting at a later date may not exceed the proposed rate shown below unless the district publishes a revised notice containing the same information and comparisons set out below and holds another public meeting to discuss the revised notice.

Maintenance Tax	$1.28600/$100 (Proposed rate for maintenance and operations)
School Debt Service Tax Approved by Local Voters	$0.16400/$100 (Proposed rate to pay bonded indebtedness)

Comparison of Proposed Budget with Last Year's Budget

The applicable percentage increase or decrease (or difference) in the amount budgeted in the preceding fiscal year and the amount budgeted for the fiscal year that begins during the current tax year is indicated for each of the following expenditure categories:

Maintenance and operations	12.03% increase
Debt service	(2.64)% (decrease)
Total expenditures	10.37% increase

Total Appraised Value and Total Taxable Value
(as calculated under Section 26.04, Tax Code)

	Preceding Tax Year	Current Tax Year
Total appraised value* of all property	$3,468,468,020	$4,036,497,400
Total appraised value* of new property**	$116,308,990	$247,083,500
Total taxable value*** of all property	$2,729,119,715	$3,153,769,195
Total taxable value*** of new property**	$112,864,110	$237,318,870

* "Appraised value" is the amount shown on the appraisal roll and defined by Section 1.04(8), Tax Code.
** "New property" is defined by Section 26.012(17), Tax Code.
*** "Taxable value" is defined by Section 1.04(10), Tax Code.

Bonded Indebtedness

Total amount of outstanding and unpaid bonded indebtedness* $115,823,876

* Outstanding principal.

Comparison of Proposed Rates with Last Year's Rates

	Maintenance & Operations	Interest & Sinking Fund*		Total	Local Revenue Per Student	State Revenue Per Student
Last Year's Rate	$1.45000	$0.22000	*	$1.67000	$6,715	$599
Rate to Maintain Same Level of Maintenance & Operations Revenue & Pay Debt Service	$1.28571	$0.22138	*	$1.50710	$6,787	$614
Proposed Rate	$1.28600	$0.16400	*	$1.45000	$6,658	$627

* The Interest & Sinking Fund tax revenue is used to pay for bonded indebtedness on construction, equipment, or both. The bonds, and the tax rate necessary to pay those bonds, were approved by the voters of this district.

Comparison of Proposed Levy with Last Year's Levy on Average Residence

	Last Year	This Year
Average Market Value of Residences	$109,057	$119,007
Average Taxable Value of Residences	$94,057	$104,007
Last Year's Rate Versus Proposed Rate per $100 Value	$1.67000	$1.45000
Taxes Due on Average Residence	$1,570.75	$1,508.10
Increase (Decrease) in Taxes		$(62.65)

Under state law, the dollar amount of school taxes imposed on the residence homestead of a person 65 years of age or older or of the surviving spouse of such a person, if the surviving spouse was 55 years of age or older when the person died, may not be increased above the amount paid in the first year after the person turned 65, regardless of changes in tax rate or property value.

Notice of Rollback Rate: The highest tax rate the district can adopt before requiring voter approval at an election is $1.52148. This election will be automatically held if the district adopts a rate in excess of the rollback rate of $1.52148.

Fund Balances

The following estimated balances will remain at the end of the current fiscal year and are not encumbered with or by a corresponding debt obligation, less estimated funds necessary for operating the district before receipt of the first state aid payment:

Maintenance and Operations Fund Balance(s)	$14,969,055
Interest & Sinking Fund Balance(s)	$1,143,394

Wealth Equalization
Chapter 41 Election
Granbury Independent School District
October 10, 2006

August 7, 2006	**Order Election**
September 21, 2006	**Set Tax Rate**
September 25, 2006	**First Day of Early Voting**
October 6, 2006	**Last Day of Early Voting**
October 10, 2006	**Election**
October 18, 19 or 20	**Canvass Election – Board Officers**

Granbury ISD and Chapter 41

1. On July 15, 2006, Granbury ISD (GISD) received final notification from the Texas Education Agency that the District would be classified as a high-wealth school district for the 2006-07 school year, subject to sending local tax dollars to the state to offset the District's property wealth. Districts in this situation are governed by Chapter 41 of the Texas Education Code. GISD had appealed the initial notification, but the appeal was rejected by the Commissioner of Education.

2. While the Legislature made some changes to soften the impact of Chapter 41 in the recent special session on school finance, it did not eliminate the recapture provisions. State aid for the teacher salary increase, high school allotment and additional hold-harmless support may be used to offset any recapture amount owed the state.

3. Under House Bill 1, school districts become subject to Chapter 41 when their property wealth per weighted student exceeds $319,500. The data used by TEA show a wealth per student level of $326,735, assuming the presence of some tuition-paying students. Based on the information GISD is using in its budget preparation, the District anticipates that the wealth per student will fall slightly below $319,500 in 2006-07. The ability to offset any recapture amount with the teacher salary increase, high school allotment and state hold-harmless funds ensure that GISD will not be sending recaptured local tax dollars to the state under any foreseeable circumstances in 2006-07.

4. While GISD does not feel that it will owe any recaptured local tax dollars to the state when the accounts are settled for 2006-07, the fact that TEA notified the District of Chapter 41 status means that a number of procedural steps must be taken. For example, GISD is required to notify the Commissioner of Education as to what method it will use to reduce its wealth before the Board of Trustees may adopt a tax rate for 2006-07.

5. Five wealth reduction options are detailed in Chapter 41. These include the following:

    a. Option 1: Consolidate with another district
    b. Option 2: Detach property
    c. Option 3: Send money to the state (public vote needed)
    d. Option 4: Make agreements with other districts (public vote needed)
    e. Option 5: Consolidate tax bases with another district (public vote needed)

6. Virtually all of the Chapter 41 school districts in Texas use either Option 3, Option 4 or a combination of the two to reduce their property wealth.

7. Failure to adopt at least one option results in the Commissioner detaching business property from GISD and assigning it to another school district or districts that could be in another county, and which potentially tax at a higher tax rate than GISD. Once detached by the Commissioner, property will not be automatically returned to the GISD tax base if the provisions of Chapter 41 no longer apply. Therefore, satisfying the requirements of law without having the Commissioner detach property is preferable.

ORDER FOR SPECIAL ELECTION

A special election is hereby ordered to be held on Tuesday, October 10, 2006 for the purpose of authorizing the Board to equalize the wealth level according to state law and in accordance with guidelines of the Texas Education Agency, to be held within the District:

Early voting by personal appearance will be conducted each weekday at the _____ _____ between the hours of 8:00 a.m. and 5:00 p.m. beginning on September 25, 2006 and ending on October 6, 2006.

Applications for ballots by mail shall be mailed to:

_____
_____
_____

Applications for ballots by mail must be received no later than the close of business on _ _____.

Deputy Early Voting Clerks will be _____

The voting will take place at _____ and _____ will serve as election judge.

ISSUED THIS THE 7th DAY OF AUGUST, 2005.

_____	_____
Jerry Campbell, President	Micky Shearon, Secretary
Granbury ISD Board of Trustees	Granbury ISD Board of Trustees

RESOLUTION CALLING SPECIAL ELECTION

A RESOLUTION ordering a special election to be held in the Granbury Independent School District for the purpose of authorizing the Board to equalize the wealth level according to state law and in accordance with guidelines of the Texas Education Agency, to be held within the District; making provisions for the conduct and the giving of notice of the election; and containing other provisions relating to the election

WHEREAS, the Board of Trustees of the Granbury Independent School District has been advised by the Texas Education Agency that it is necessary to call and hold an election within the District on the propositions set out below;

WHEREAS, the Board has determined that the election shall be held on October 10, 2006, an election date approved by the Texas Education Agency; and

WHEREAS, the Board finds and declares that the meeting at which this Order is considered is open to the public, and that the public notice of the time, place and purpose of the meeting was given, as required by Chapter 551, Texas Government Code, as amended;

NOW THEREFORE,

BE IT ORDERED BY THE BOARD OF TRUSTEES OF THE GRANBURY INDEPENDENT SCHOOL DISTRICT:

SECTION 1: Findings The statements contained in the preamble of this Order *are true and correct and are hereby* adopted as findings of fact and as a part of the operative provisions hereof.

SECTION 2: Findings An election (the "Election") shall be held within the District on Tuesday, October 10, 2006 (the "Election Day"). At the Election the following propositions (the "Propositions") shall be submitted to the qualified voters of the District in accordance with law:

PROPOSITION NUMBER 1

SHALL THE BOARD OF TRUSTEES OF THE GRANBURY INDEPENDENT SCHOOL DISTRICT BE AUTHORIZED TO PURCHASE ATTENDANCE CREDITS FROM THE STATE WITH LOCAL TAX REVENUES?

PROPOSITION NUMBER 2

SHALL THE BOARD OF TRUSTEES OF THE GRANBURY INDEPENDENT SCHOOL DISTRICT BE AUTHORIZED TO EDUCATE STUDENTS OF OTHER SCHOOL DISTRICTS WITH LOCAL TAX REVENUES?

SECTION 3: Official Ballot (a) Voting at the Election on Election Day and early voting by personal appearance and by mail shall be by the use of lawfully approved voting systems and ballots. The preparation of the necessary official ballots for the Election shall conform to the requirements of the Texas Election Code.

(b) The official ballots for the Election shall be prepared in accordance with the Texas Election Code and The Texas Education code so as to permit the electors to vote "FOR" or "AGAINST" the Propositions which shall be set forth on the ballots substantially in the following form:

PROPOSITION NO. 1

_____	FOR	)	"AUTHORIZING THE BOARD OF TRUSTEES OF
		)	GRANBURY INDEPENDENT SCHOOL DISTRICT TO
_____	AGAINST	)	PURCHASE ATTENDANCE CREDITS FROM THE STATE WITH LOCAL TAX REVENUES."

PROPOSITION NO. 2

_____	FOR	)	"AUTHORIZING THE BOARD OF TRUSTEES OF
		)	GRANBURY INDEPENDENT SCHOOL DISTRICT TO
_____	AGAINST	)	EDUCATE STUDENTS OF OTHER SCHOOL DISTRICTS WITH LOCAL TAX REVENUES."

SECTION 4: Persons Qualified to Vote: All resident qualified electors of the District shall be eligible to vote at the Election.

SECTION 5: Election Precincts, Voting Locations and Voting Hours on Election Day. The District hereby designates 3 voting precincts for the Election. The voting locations for voting on Election Day shall be as follows:

Granbury ISD Board Room	Mambrino Baptist Church	_____
600 West Pearl St.	_____	_____
Granbury, TX 76048	_____	_____

On Election Day the polls shall be open from 7:00 a.m. to 7:00 p.m.

SECTION 6: Early Voting Locations, Dates and Times. (a) Early voting by personal appearance shall be held on Monday, September 25, 2006 through Friday, October 6, 2006, between the hours of 8:00 a.m. and 4:00 p.m. each day except Saturdays, Sundays and state holidays.

(b) Applications for early voting by mail must be received no later than the close of business on _____; applications must be directed to the Early Voting Clerk, __ _____(name and address) _____Name_____ is hereby appointed as Early Voting Clerk and _____names_____ are hereby appointed as Deputy Early Voting Clerks.

SECTION 7: Appointment of Election Officers. Prior to the Election Day, the Board of Trustees shall appoint the Presiding Judge and Alternate Presiding Judge(s) to serve at the Election, the Early voting Ballot Board and such other officials as are necessary and appropriate to conduct the Election in accordance with the Code.

SECTION 8: Election Materials. The Election materials enumerated in Sec. 272.001, et. eq., of the Texas Election code, shall be printed and furnished in both English and Spanish for use at the voting locations and for early voting, and provisions shall be made for oral assistance to Spanish-speaking voters.

SECTION 9: Notice of Election. Notice of the Election shall be given by: (a) publishing a substantial copy of this Order in both English and Spanish one time at least ten (10) but not more than thirty (30) days prior to the Election Day in a newspaper of general circulation in the District, and (b) by posting, not later than the 21st day before the Election Day, a substantial copy of this Order on the bulletin board used for posting notices of meetings of the District's Board of Trustees.

SECTION 10: Necessary Actions. The President and Secretary of the Board of Trustees and the Superintendent of the District, in consultation with the District's attorney, are hereby authorized and directed to take any and all actions necessary to comply with the provisions of the Texas Election Code and the Federal Voting Rights Act in carrying out and conducting the Elections, whether or not expressly authorized herein.

PASSED AND APPROVED this the 7th day of August, 2006.

_____
President, Board of Trustees
Granbury Independent School District

ATTEST:

_____
Secretary, Board of Trustees
Granbury Independent School District