Special

Thursday, November 3, 2005 7:30 PM
Granbury ISD Board Room, 600 West Pearl St., Granbury, TX 76048, W Pearl St, Granbury, TX 76048

1. **Call to order**
2. **Consider employee health insurance benefit package**
3. **Consider facilities review**

Granbury ISD
Insurance Committee Timeline

Here is the timeline and procedures that the Insurance Committee agreed to at the meeting on 10/27/05. All information and presentations are to remain unbiased.

1. Monday AM Committee Members will receive an email with information on each plan.

2. Staff meetings to present the new information are to occur prior to Wednesday.

3. Tuesday afternoon there will be a survey posted on the website for each employee of the district is to complete based on their own situation.

4. Survey responses should be completed by noon on Wednesday (no one will be able to vote twice!).

5. Results of survey will be sent to all committee members on Wednesday afternoon.

6. On Thursday AM, each committee member will forward their recommendation for which plan they feel is best to committee chairpersons.

7. The committee chairpersons will present the survey results to the board members Thursday night at 7:30 as well as the committee's recommendations.

GISD Insurance Frequently Asked Questions (FAQS)

General

1. If GISD participates in the plan, can it opt out later?

TRS ActiveCare	GISD/Wausau Plan
There are no provisions in the law that allow a participating entity to opt out of the program.	Plan can be dissolved at any time.

2. How is enrollment handled?

TRS ActiveCare	GISD/Wausau Plan
Each participating entity is responsible for enrolling its employees. TRS will work closely with vendors to ensure entities receive the enrollment information and assistance as required.	Purselley and Associates facilitate District enrollment. Group meetings at each campus/department and individualized enrollment via online process.

3. How and when are premiums remitted?

TRS ActiveCare	GISD/Wausau Plan
Districts will receive monthly invoice from BCBSTX. Districts will need to send total premiums due to TRS via Texnet by the 6th of the month following the month billed. If the 6th of the month is not a business day, payment is due by the last business day prior to the 6th.	ACH payment to Wausau for administrative cost and stoploss/agg coverage is drawn each month around the 15th of the month. Portion of premium collected for payment of claims is held in District account until needed for payment of claims.

4. Can coverage be dropped throughout the plan year?

TRS ActiveCare	GISD/Wausau Plan
Unless restricted due to participation in an Internal Revenue Code Section 125 cafeteria plan, an employee can drop employee-only coverage or drop dependent coverage. The change will be effective the first of the following month. If coverage is dropped, the individual will not be eligible to re-enroll in TRS ActiveCare until the next annual enrollment period and preexisting limitations may apply.	Unless restricted due to participation in an Internal Revenue Code Section 125 cafeteria plan, an employee can drop employee-only coverage or drop dependent coverage. The change will be effective the first of the following month. If coverage is dropped, the individual will not be eligible to re-enroll in Plan until the next annual enrollment period and preexisting limitations may apply.

5. Can an employee waive coverage?

TRS ActiveCare	GISD/Wausau Plan
Yes. An employee may choose any level of coverage during the initial enrollment period or may waive coverage.	Yes. An employee may choose any level of coverage during the initial enrollment period or may waive coverage.

6. If an employee waives coverage during the initial enrollment period, can the employee enroll later on?

TRS ActiveCare	GISD/Wausau Plan
It is anticipated that there will be annual enrollment opportunities, but individuals previously waiving coverage may be subject to preexisting condition limitations.	There are annual open enrollment opportunities. HIPPA requirements are such that if proof of continuous coverage is available, the employee can enroll at anytime and not be subject to preexisting condition limitations.

7. Can plan changes be made?

TRS ActiveCare	GISD/Wausau Plan
No, an employee must keep his or her current plan choice until the next plan enrollment period.	If a qualifying event as defined by Internal Revenue Code Section 125 occurs, plan changes can be made prior to next enrollment. If no qualifying event occurs, plans can not be changed.

8. Can plan changes be made if an employee changes employment to another participating district/entity during the same plan year?

TRS ActiveCare	GISD/Wausau Plan
No, an employee must keep his or her current plan choice until the next enrollment period.	Not applicable. Plan only offered to GISD employees.

9. Is health care coverage provided for an existing COBRA enrollee?

TRS ActiveCare	GISD/Wausau Plan
Yes. TRS ActiveCare will cover an existing COBRA enrollee through the end of the enrollee's contract year or eligibility for such coverage.	Yes. COBRA enrollee will be covered to end of the enrollee's contract year or eligibility for such coverage.

10. Who will administer COBRA?

TRS ActiveCare	GISD/Wausau Plan
Health Care Services Corporation will administer COBRA for TRS ActiveCAre. BCBSTX is a division of the Health Care Services Corporation.	Conexis will administer COBRA. The fee of $.70/month/employee is paid by District for these services.

11. Who is responsible for the administration of existing COBRA enrollees in the optional coverages such as life, dental or vision for entities?

TRS ActiveCare	GISD/Wausau Plan
Administration of COBRA for optional coverage is the responsibility of the entity through which the enrollee obtained coverage.	Administration of COBRA for optional coverage is the responsibility of Conexis. Services available through fees paid above.

12. What options are available for claims resolutions?

TRS ActiveCare	GISD/Wausau Plan
BCBSTX has a special unit set up to handle TRS ActiveCare program. There is also a special unit for claims resolutions associated with the TRS ActiveCare program.	Purselley Associates is available to employees to personally help with claims matters. Purselley Associates can do communications between doctor and Wausau claims processing on behalf of employee. GISD plan can be amended to handle claim issue that has negative ramifications for majority of GISD group during plan year if necessary.

13. What financial ramifications are there to the District for participation in this plan?

TRS ActiveCare	GISD/Wausau Plan
Monthly contribution of minimum $249/month per employee. Board voted to continue $350/month for this program. Dissolution of current plan will require between $1,200,000 and $1,600,000 of District reserves. District reserves are in excess of this amount.	Monthly $350/employee contribution. Potential future liability for dissolution of the plan.

14. What administrative costs are involved in the program.

TRS ActiveCare	GISD/Wausau Plan
District administration is responsible for local administration of the plan such as enrollment, benefit consulting, and communications to TRS ActiveCare on adds and changes throughout the year. Possible need for additional personnel to assist with this function.	Purselley Associates provide assistance to District administration for local administration of the plan such as enrollment, benefit consulting and communications to Wausau on adds and changes throughout the year. Their services are provided through a portion of the administrative fee paid to Wausau each month ($9.50/month/participating employee = $74,328/year). Admin fee is included in premiums paid by employees.

15. Where can I find out what doctors are included on the plan?

TRS ActiveCare	GISD/Wausau Plan
http://www.bcbstx.com/trs/	http://www.wausaubenefits.com/ GISD Network is PHCS

Eligibility and Enrollment

1. Who is eligible to enroll?

TRS ActiveCare	GISD/Wausau Plan
Must be employed by a participating entity and then answer the following questions: 1. Active, contributing TRS Member? 2. Employed 10 or more hours a week? If answer to either question is yes, then employee is eligible for coverage unless the individual is also: Receiving health care coverage as an employee or retiree under the Tx State College & University Employees Uniform Insurance Benefits Act or Receiving health care coverage as an employee or retiree under the Tx Uniform Group Insurance Benefits Act (ERS) or a TRS retiree receiving or who has waived coverage under TRS-Care, including a retiree who has returned to work.	Active, contributing TRS member working for GISD.

2. Can an employee who is not an active contributing member of TRS obtain coverage?

TRS ActiveCare	GISD/Wausau Plan
TRS ActiveCare is available to employees of a participating entity who are not TRS members who are regulary scheduled to work at least 10 hours per week . However, only actively contributing TRS members will be eligible for state funding.	No.

3. Who are eligible dependents?

TRS ActiveCare	GISD/Wausau Plan
Spouse. Unmarried child under the age of 25 described by any of the following: A natural or adopted child; A stepchild; A foster child; A child under the legal guardianship of the employee; A child in a regular parent-child relationship with the employee, meaning that: The child's primary residence is the household of the employee; The employee provides at least 50% of the child's support; Neither of the child's parents reside in that household; The employee has the legal right to make decisions regarding the child's medical care. A grandchild whose primary residence is the household of the employee and who is a dependent of the employee for federal income tax purposes. A child of a covered employee, regardless of age, may be eligible for dependent coverage provided the child is either mentally retarded or physically incapacitated and meets other requirements.	Legal Spouse. Unmarried child until child reaches 19th birthday. Child includes natural child; step child; legally adopted child; child under your insured's legal guardianship; or child under a Qualified Medical Child Support Order. Dependent child who is attending high school or an Accredited Institution of Higher Education as a Full-Time Student will continue to be eligible until the end of the month in which the child turns 25 or graduates, whichever is earlier. Child who is mentally retarded or physically disabled will be eligible as long they are a dependent of you or your spouse and you provide more than 50% of their support. Dependents must qualify as IRS dependents.

4. What coverage options are available if a husband and wife both work for a participating entity?

TRS ActiveCare	GISD/Wausau Plan
If an employee and wife both work for a different participating entity, each can choose employee-only coverage and select the same or different plans. Or, one employee can select employee and spouse coverage, and the spouse must decline or waive coverage. If there are dependent children, one employee can choose employee-only coverage and the spouse can choose the same or different plan for employee and child(ren) coverage. Or, one employee could select employee and family coverage, and the spouse must decline or waive coverage. Dependent children cannot be covered by both parents. If a husband and wife both work for the same participating entity, funds may be pooled for employees plus spouse or employee plus family coverage. An option which will allow husband and wife employee at different participating entities to "pool" funds to obtain employee plus spouse or employee plus family coverage. Information is available on the web site.	GISD is the only participating entity. Funds are pooled for employees. Enrollment as employee-only, employee-spouse, or employee-family is available depending on best interest to employee. Dependent coverage only available through one plan.

5. Can an employee cover a dependent that is covered as a retiree under TRS-Care?

TRS ActiveCare	GISD/Wausau Plan
Yes, a retiree with TRS-Care coverage may be covered as a dependent of an eligible employee under TRS ActiveCare.	Yes, a retiree with TRS-Care coverage may be covered as a dependent of an eligible employee under TRS ActiveCare.

6. Can and employee cover a dependent who is covered as an employee under the State of Texas (or a state university or college) health insurance program?

TRS ActiveCare	GISD/Wausau Plan
Yes, an employee of a participating entity can cover a dependent that is also covered by other health insurance programs such as HealthSelect, or UT Select.	Yes, an employee of a participating entity can cover a dependent that is also covered by other health insurance programs such as HealthSelect, or UT Select.

7. Is a common-law spouse eligible for dependent coverage?

TRS ActiveCare	GISD/Wausau Plan
Yes, a common-law spouse is eligible for dependent coverage.	Yes, a common-law spouse is eligible for dependent coverage.

8. Are domestic partners eligible for dependent coverage?

TRS ActiveCare	GISD/Wausau Plan
No	No.

9. Does a child have to be enrolled in school to be eligible for dependent coverage?

TRS ActiveCare	GISD/Wausau Plan
No, there is no full-time student requirement to be eligible.	After age 19, the child must be a full-time student to be eligible.

10. When does coverage for dependent child terminate?

TRS ActiveCare	GISD/Wausau Plan
At the end of the month that the child no longer meets eligibility requirements.	19th birthday or end of month following graduation from full-time status or age 25 whichever is first.

11. Are eligible employees' stepchildren that do not reside with the employee eligible for dependent coverage?

TRS ActiveCare	GISD/Wausau Plan
Yes, regardless of residency.	Yes, if they are considered dependents according to Internal Revenue Code. No, if not.

12. What if an employee and the employee's dependent child both work for a participating entity and are both active, contributing TRS members?

TRS ActiveCare	GISD/Wausau Plan
If an individual is an active, contributing TRS member, they cannot be covered as a dependent child. The employee and child can not pool funds.	If child qualifies as dependent per above definition, they can be a dependent of the employee for purposes of coverage. Funds can not be pooled.

13. Is an employee eligible for coverage if they are on leave of absence, Workers Compensation, or disability?

TRS ActiveCare	GISD/Wausau Plan
May be eligible. Contact HR for additional information.	May be eligible. Contact HR for additional information.

14. Can dependents be added throughout the plan year?

TRS ActiveCare	GISD/Wausau Plan
Yes, if qualified status change or special enrollment event occurs. Such events include marriage, divorce, birth, adoption of child, or a loss or gain of coverage from another group plan. The change in coverage must be consistent with the family status change.	Yes, if qualified status change or special enrollment event occurs. Such events include marriage, divorce, birth, adoption of child, or a loss or gain of coverage from another group plan. The change in coverage must be consistent with the family status change.

15. What is the effective date of coverage for adding a dependent as a result of a special enrollment event?

TRS ActiveCare	GISD/Wausau Plan
The first of the month following the special enrollment event. Exception for newborn child, for whom coverage becomes effective on the date of birth. 61 days to notify of birth.	The first of the month following the special enrollment event. Exception for newborn child, for whom coverage becomes effective on the date of birth. 31 days to notify of birth.

Medical

1. Will deductibles carry over?

TRS ActiveCare	GISD/Wausau Plan
No prior carrier credit.	If deductibles are met with activity in the last quarter of the plan year, deductibles will be carried over to next plan year.

2. Are there any preexisting condition limitations or exclusions?

TRS ActiveCare	GISD/Wausau Plan
No restrictions for initial enrollees. May not be true for subsequent enrollments.	No restrictions for initial enrollment period or for those providing proof of continuous coverage from another group plan.

3. What is the plan year?

TRS ActiveCare	GISD/Wausau Plan
September 1 to August 31. In our case the first year would be December 1 to August 31. Accumulations of deductibles and maximum out of pocket must be incurred during this time frame.	December 1 to November 30.

4. What happens with the deductible if an employee goes to work for a different participating entity?

TRS ActiveCare	GISD/Wausau Plan
Accumulations will follow the employee and his or her covered dependents and will apply towards coverage at the new entity.	Not applicable.

Pharmacy

1. How do I know if my medication is covered?

TRS ActiveCare	GISD/Wausau Plan
At time of presentation at network facility or you can go online and review coverage.	At time of presentation at network facility or you can go online and review coverage.

GRANBURY ISD
INSURANCE OVERVIEW 12/1/05

BENEFITS TYPE OF PLAN	Core		Buy-Up		Premium	
	State ActiveCare 1	Wausau	State ActiveCare 2	Wausau	State ActiveCare 3	Wausau
		InNetwork/NonNetwork		InNetwork/NonNetwork	InNetwork/NonNetwork	InNetwork/NonNetwork
DEDUCTIBLE						
Individual	$1,000	$1,000/$2,000	$500	$500/$1,500	$0/$500	$100/$500
Family	3	3	3	3	0/3	3
OUT OF POCKET						
Individual (in addition to Deductible) *	$2,000	$2,000/$4,000	$2,000	$2,000/$4,500	$1,000/$3,000	$900/$2,500
Family (in addition to Deductible) *	$6,000	$5,000/$10,000	$6,000	$3,500/$6,500	None	$1,900/$5,500
Coinsurance						
Plan Pays after deductible	80%/60%	80%/60%	80%/60%	80%/60%	80%/60%	80%/60%
PHYSICIAN SERVICES						
Office Visit	Deductible & Co-Insurance	3 Co-pays/Yr Deductible & Co-Insurance	$25/Ded & Coins	$35/Ded & Coins	$20/Ded & Coins	$20/Ded & Coins
Specialist Visit	Deductible & Co-Insurance	Deductible & Co-Insurance	$35/Ded & Coins	$50/Ded & Coins	$30/Ded & Coins	$30/Ded & Coins
Wellness CY Maximum	$500 (not subject to Deductible)	$300 (not subject to Deductible)	Unlimited	$300	Unlimited	$300
HOSPITAL SERVICES						
Per Admission Ded/Copay	None	None	None	$200/$500	$100/Day	$250
Outpatient Surgery Copay	None	None	None	$200/$500	$100	$100
Inpatient	Deductible & Co-Insurance	Deductible & Co-Insurance	Deductible & Co-Insurance	Deductible & Co-Insurance	$500 Limit per adm-$1,500 per year/Ded & Coins	Deductible & Co-Insurance
Outpatient	Deductible & Co-Insurance	Deductible & Co-Insurance	Deductible & Co-Insurance	Deductible & Co-Insurance	Deductible & Co-Insurance	Deductible & Co-Insurance
Emergency Room	Deductible & Co-Insurance	Deductible & Co-Insurance	Deductible & Co-Insurance	$150 then 80%	$100 then 80%/Ded & Coins	$100 then 80%
PRESCRIPTION CARD						
	Discount Drug Card Available		Out of network - amount over network cost along	In Network Only	Out of network - amount over network cost along	In Network Only
Copay	Deductible & Co-Insurance	$20/$60/$100NF	$10/$25/$45	$15/$30/$50NF	$10/$25/$40	$10/$25/$40NF
Mail Order	Deductible & Co-Insurance	$40/$120/$200NF	$20/$62.50/$112.50	$30/$60/$100NF	$20/$62.50/$100	$20/$50/$80NF
Maintenance Drugs	Same as above	Same as above	$15/$35/$60	Same as above	$15/$35/$55	Same as above
CYD Rx Deductible	None	$100 (not subject to Generic)	$50	$100(not subject to Generic)	$50	$100(not subject to Generic)
OTHER						
Maternity	Yes	Yes	Yes	Yes	Yes	Yes
Lifetime Maxiumum	Unlimited	$1,000,000	Unlimited	$1,000,000	Unlimited/$1,000,00	$1,000,000
*Does not include medical copays or Rx deductible and copays						
Employee Only	$249.00	$391.66	$331.00	$550.00	$446.00	$636.79
Employee /Spouse	$566.00	$750.00	$753.00	$1,050.00	$1,014.00	$1,189.20
Employee/Children	$396.00	$705.00	$527.00	$1,025.00	$710.00	$1,179.60
Employee/Family	$623.00	$920.00	$828.00	$1,275.00	$1,115.00	$1,504.80
Employee Only Out of Paycheck	$0.00	$41.66	$0.00	$200.00	$96.00	$286.79
Employee /Spouse Out of Paycheck	$216.00	$400.00	$403.00	$700.00	$664.00	$839.20
Employee/Children Out of Paycheck	$46.00	$355.00	$177.00	$675.00	$360.00	$829.60
Employee/Family Out of Paycheck	$273.00	$570.00	$478.00	$925.00	$765.00	$1,154.80

State Insurance Supplement to most employees is $41.66/month for full-time and $20.83/month for part-time.

GRANBURY ISD
INSURANCE OVERVIEW 12/1/05

BENEFITS TYPE OF PLAN	Core		Buy-Up		Premium	
	State ActiveCare 1	Wausau	State ActiveCare 2	Wausau	State ActiveCare 3	Wausau
		InNetwork/NonNetwork		InNetwork/NonNetwork	InNetwork/NonNetwork	InNetwork/NonNetwork
	State Insurance Supplement to most employees is $41.66/month for full-time and $20.83/month for part-time.					
P/T Employee Only Out of Paycheck	$0.00	$137.66	$77.00	$296.00	$192.00	$382.79
P/T Employee /Spouse Out of Paycheck	$312.00	$496.00	$499.00	$796.00	$760.00	$935.20
P/T Employee/Children Out of Paycheck	$142.00	$451.00	$273.00	$771.00	$456.00	$925.60
P/T Employee/Family Out of Paycheck	$369.00	$666.00	$574.00	$1,021.00	$861.00	$1,250.80
P/T 10 Mo. Employee Only Out of Paycheck	$0.00	$165.19	$92.40	$355.20	$230.40	$459.35
P/T 10 Mo.Employee /Spouse Out of Paycheck	$374.40	$595.20	$598.80	$955.20	$912.00	$1,122.24
P/T 10 Mo. Employee/Children Out of Paycheck	$170.40	$541.20	$327.60	$925.20	$547.20	$1,110.72
P/T 10 Mo. Employee/Family Out of Paycheck	$442.80	$799.20	$688.80	$1,225.20	$1,033.20	$1,500.96
F/T 10 Mo. Employee Only Out of Paycheck	$0.00	$49.99	$0.00	$240.00	$115.20	$344.15
F/T 10 Mo.Employee /Spouse Out of Paycheck	$259.20	$480.00	$483.60	$840.00	$796.80	$1,007.04
F/T 10 Mo. Employee/Children Out of Paycheck	$55.20	$426.00	$212.40	$810.00	$432.00	$995.52
F/T 10 Mo. Employee/Family Out of Paycheck	$327.60	$684.00	$573.60	$1,110.00	$918.00	$1,385.76

District Contribution for F/T is $350/month **District Contribution for P/T is $254/month**

2005 Health Insurance Survey Results

ALL ENTRIES

Question 1: Which plan do you support?

A: TRS	575
B: GISD/Wausau	160
	======
	735

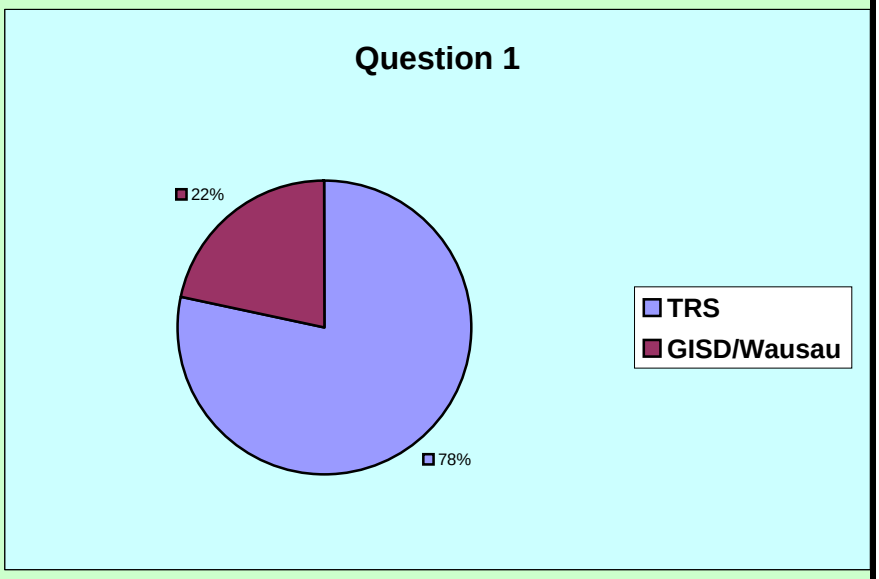

Question 2: Are you currently participating in the district's major medical plan?

A: Yes	571
B: No	164
	======
	735

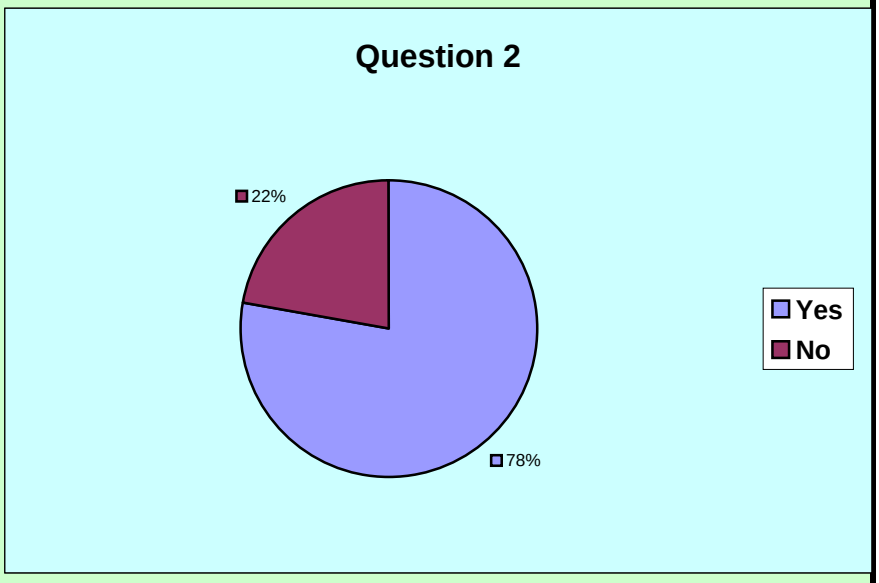

Granbury
Independent School District

Troy K. Green
Executive Director of
Human Resources

600 W. Bridge Street • Granbury, Texas 76048 • Phone (817) 408-4185 • Fax (817) 408-4199

MEMORANDUM

TO: **WILLIAM HARRIS**

FROM: **TROY K. GREEN**

SUBJECT: **TRS ACTIVE CARE PARTICIPATION**

DATE: **NOVEMBER 1, 2005**

CC: **JAN VANDORN, SHARAY BOYNTON**

CHOOSE ONE: ☐ *ACTION REQUIRED* ☒ *FYI* ☐ *DISTRIBUTE*

I received a return call this morning (11/1/05) from Mr. Bob Jordan of TRS. He is our contact person concerning our participation in the TRS Active-Care Health Coverage Program.

We discussed the issues and steps involved with getting a school district into the TRS Active-Care Health Coverage Program. Listed below are the major points that we discussed:

- He told me that we cannot be enrolled in TRS Active-Care by 12/1/05. The law requires a 31-day Open Enrollment Period prior to the initial start date of the plan year for a district.

- He stated that a January 1, 2006 date is a workable date. If we can work out the logistics of the enrollment, then we can have the Program start for GISD on January 1, 2006.

- The enrollment is coordinated with Blue Cross/Blue Shield (the Manager of the TRS Active-Care Program). BC/BS will send a team on-site to train our District enrollers for the first enrollment.

- The Board of Trustees must pass a Resolution in order to join the TRS Program.

- The Superintendent, acting as the agent of the Board, must write a letter to the Executive Director of TRS, officially requesting a waiver of the six (6) months rule concerning the beginning date for the program.

I will be available for further information if needed.

GRANBURY ISD
TIMELINE IF GISD PLAN IS OFFERED

11/4 Notify Purselley Associates and Wausau of approval

11/4 – 11/18 – Notify COBRA Administrator of plan decisions

11/14-11/18 – Enrollment meetings and individualized enrollment for District campuses and departments for voluntary products and health plan.

11/18 – November payroll

11/21 – 11/25 – District campuses closed

11/28 – 12/2 – Enrollment meetings and individualized enrollment for District campuses and departments for voluntary products and health plan.

12/1 – GISD/Wausau plan in effect.

12/7 – Enrollment information submitted to payroll.

12/15 – December Payroll. Payroll deductions as a result of the voluntary enrollment and health plan processed on paycheck. Possible double-deduct. (Premiums for insurance coverage are paid a month ahead, i.e. November deduction pays December premium and since November changes were not done in time to be included on November check, December's check will be adjusted.)

RESOLUTION FOR PARTICIPATON IN TRS ACTIVE CARE HEALTH COVERAGE PLAN.

WHEREAS, Granbury Independent School District (GISD) is an independent school district employing TRS participants and eligible to participate in the TRS Active Care Health Coverage Plan;

WHEREAS, it has been deemed in the best interest of the employees of GISD and of the District to participate in the TRS Active Care Health Coverage Program;

WHEREAS, participation effective January 1, 2006 or as soon thereafter as deemed administratively possible is the requested inception date.

NOW, THEREFORE, BE IT RESOLVED:

Granbury ISD, through the Superintendent of Schools, will contact the Executive Director of the Teacher Retirement System of Texas to request a waiver of the six (6) month rule concerning the beginning of participation by a school district in the TRS Active Care Health Coverage Plan for Granbury ISD so as to begin participation in the program by January 1, 2006 or as soon thereafter as administratively possible.

PASSED AND APPROVED this 3rd day of November, 2005.

ATTEST:

By: _____ By: _____

Barbara Herrington Gene Ellis

President, GISD Board of Trustees Secretary, GISD Board of Trustees

GRANBURY ISD
TIMELINE IF STATE PLAN IS OFFERED

11/4 Letter to TRS from Mr. Harris requesting waiver of 6-month rule for notification of participation in plan submitted to TRS

11/4 – 11/18 – Notify COBRA Administrator of plan decisions

11/4 – 11/8 – Scope of services for enrollment assistance developed by administration. Request for Quote submitted to known providers.

11/7 –11/11 – Centralized district-wide group meetings regarding voluntary products and Section 125 plan.

11/7 – 11/11 – Newly eligible employees enrollment, voluntary and health.

11/8 & 11/10 – Advertise Request for Quote for enrollment assistance in HCN.

11/14-11/18 – Centralized enrollment of changes to voluntary products and section 125 plan. Assumption will be that unless employees make changes during this time, current participation will be carried to December plan year.

11/15 – Proposals from providers for enrollment assistance due to GISD.

11/14 – 12/15 – Open enrollment period for State Plan

11/18 – Administrative decision on enrollment assistance provider.

11/18 – November payroll

11/21 – 11/25 – District campuses closed for holiday.

11/28 – 12/2 – Blue Cross/Blue Shield enrollment training for District staff and enrollment assistance provider.

11/28 – Enrollment information to Payroll.

12/1 – 12/31 – Current GISD/Wausau plan in effect.

12/5 – 12/15 – Enrollment for State Plan

12/15 – December Payroll. Payroll deductions as a result of the voluntary enrollment changes processed on paycheck. Possible double-deduct. (Premiums for insurance coverage are paid a month ahead, i.e. November deduction pays December premium and since November changes were not done in time to be included on November check, December's check will be adjusted.)

12/19 – 1/1/06 - Christmas Holiday – District closed

1/1/06 – State Plan in effect

1/23 – January Payroll. Payroll deductions as a result of State Plan enrollment processed on paycheck. Possible double-deduct. (Premiums for insurance coverage are paid a month ahead, i.e. November deduction pays December premium and since State Plan changes were not done in time to be included on December check, January's check will be adjusted.)

Granbury
Independent School District

William Harris
Superintendent

November 4, 2005

Mr. Ronnie Jung
Executive Director of Teach Retirement System of Texas
1000 Red River St.
Austin, TX 78701

Mr. Jung,

Please find attached a resolution passed by the Board of Trustees of the Granbury Independent School District on Thursday, November 3, 2005.

The resolution by the Board expresses its intent for the Granbury Independent School District to become part of the TRS Active Care Health Coverage Program if approved to do so.

It is the intent of the Board of Trustees to begin participation in the TRS Active Care Health Coverage Program on January 1, 2006 if approved to do so by the Executive Director of TRS.

The purpose of this letter is to serve as a letter of transmittal of that Board of Trustee Resolution concerning participation the TRS Active Care Program and to officially request a waiver of the six (6) months rule that requires a six months lead time from the date of the request and the beginning of coverage under the program.

I will be awaiting your decision concerning this request. We are on a very short time frame. Our new plan year begins on December 1, 2005 and will end on December 31, 2005 if participations in the TRS program is approved.

Thank you for consideration of this request for a waiver.

Sincerely,

William Harris

Enclosure

600 West Pearl • Granbury, Texas 76048 • Phone (817) 408-4007 • Fax (817) 408-4014
william_harris@granbury.k12.tx.us
www.granbury.k12.tx.us

Granbury
Independent School District

Sharay Boynton, CPA
Executive Director of Finance

MEMORANDUM

TO: WILLIAM HARRIS

FROM: SHARAY BOYNTON

SUBJECT: DISSOLUTION OF SELF-FUNDED HEALTH PROGRAM

DATE: 10/19/05

CC: TROY GREEN

CHOOSE ONE: ☐ ***ACTION REQUIRED*** ☒ ***FYI*** ☐ ***DISTRIBUTE***

The following are details related to the activities involved in the dissolution of the District's partially self-funded health insurance program, should that come to be an option.

Claims
GISD would continue to be responsible for payment of all claims incurred during the plan year prior to the expiration of the plan. Normal claim lag is 60 to 90 days. So that means that GISD would be responsible for claims payments up to three months after the termination of the plan. Wausau would continue to process these claims but there would be a cost of $15 per claim for this service. Wausau processed 894 claims on average this year for GISD. At a cost of $15 per claim, the estimated run-out administrative cost, for three months, would be $40,230.

Stop Loss/Aggregate Coverage
As you know this coverage is purchased to protect the District from large claims over $100,000 per individual (stop loss) and 125% of expected claims for the entire plan (aggregate).

Once the plan is no longer in effect, all stop loss coverage is lost. As explained above, claims are incurred up through the expiration date. Due to claim lag, claims could be processed as late as three months from the service. So, if a large claim was incurred prior to expiration of the plan and not yet filed for payment, GISD would be responsible for the full amount without the benefit of the stop loss coverage. If the claim were $115,000, GISD would be responsible for the full $115,000 without the benefit of the reimbursement of the $15,000 over the $100,000 limit.

If the aggregate is terminated at renewal, there is a 3-month protection for the aggregate coverage. What that means is that GISD would have the benefit of aggregate coverage up to February 28, 2006

William Harris, Superintendent
600 West Bridge • Granbury, Texas 76048 • Phone (817) 408-4015 • Fax (817) 408-4033
sharay_boynton@granbury.k12.tx.us
www.granbury.k12.tx.us

should the termination occur on November 30, 2005. GISD's cap for total plan claims for this plan year would be $4,103,990 (125% of expected claims).

If the aggregate is terminated in the middle of a plan year, all aggregate coverage is lost. GISD would be responsible for all claims incurred prior to expiration of plan. If the current plan were maintained until say January 31, 2006, GISD would be responsible for all claims costs from December 1, 2005 to January 31, 2006 no matter how high they were.

Funding

It is projected that the current year claims will exceed the funding level of 110% of the aggregate to the tune of approximately $550,000 (Claims $4,100,000, Cost $503,000 and Funding $4,055,000). This would not be a problem, if the plan continued. The reason is that should the claims for future years be less than anticipated, the premiums collected could be used to offset this deficit. However, if the plan were to be dissolved, the $550,000 deficit for this year would be fully realized.

As explained above in the Claims section, this plan has a claims lag of 60 to 90 days. GISD claims this last year have averaged $342,000 a month. The anticipated claims cost for the claims lag period described above would be between $684,000 and $1,026,000. GISD would be responsible for this full amount. No premiums to offset the claims for this period. Again, if the program continues, this lag would not be realized, but if the plan expires, it is fully realized.

Bottom line is that should the plan be dissolved as of November 30, 2005, GISD would be responsible for between approximately $ 1,274,230 to $1,616,230 depending on actual claims cost and number of claims. The anticipated claims for this plan year are right at 125% of the expected so the notification at plan year end would benefit if the claims exceeded this amount ($4,103,990) otherwise, the cost would be the same whether terminated at 11/30/05 or later.

Please note that these would be the approximate costs no matter what time GISD dissolved this plan. We have discussed several times throughout the self-funded process that as long as the insurance program was in force, deficits realized and claims cost the last portion of the plan year would never be fully realized until such a time as the plan was dissolved.

GRANBURY INDEPENDENT SCHOOL DISTRICT
ENROLLMENT REPORT DATE:10/25/05

School	Pre K	K	1	2	3	EE	S.E.	4	5	6	S.E.	S.E.	7	8	9	10	11	12	S.E.	10/25/05	Previous Week	10/26/04
Acton Elm.	20	164	149	153	163	3														652	649	673
Roberson	47	117	138	121	129	6	16													574	575	468
Baccus	40	125	112	132	106	4	4													523	523	499
Mambrino	21	70	100	108	97	14	4													414	410	399
Sub Total	128	476	499	514	495	27	24													2163	2157	2039
Mambrino								98	103	121	3									325	321	318
Brawner								87	106	102	16									311	310	352
Crossland								83	107	115										305	307	352
Oak Woods								166	171	194	2									533	533	527
Sub Total								434	487	532	21									1474	1471	1549
GMS													294	283	256					833	828	727
AMS												18	288	267	258					831	829	828
Sub Total												18	582	550	514					1664	1657	1555
HS															36	523	469	397	39	1464	1466	1431
STARS															0	8	16	25		49	50	49
BTC								1					1	2	2	6	4	3		19	18	19
																				Total 10/25/05	Previous Week	10/26/04
TOTALS	128	476	499	514	495	27	24	435	487	532	21	18	583	552	552	537	489	425	39	6833	6819	6642
Over/(Under) previous week																				14		

GISD ENROLLMENT
PROJECTIONS & ACTUALS
1996 – 2012
EE – 3rd GRADE

YEAR	PROJECTED	ACTUAL
1996	1,934	1,916
1997	1,906	1,899
1998	1,914	1,906
1999	2,046	2,056
2000	2,050	2,035
2001	2,046	2,064
2002	2,109	2,015
2003	2,044	1,995
2004	2,111	2,032
2005	2,221	2,163
2006	2,270	
2007	2,321	
2008	2,372	
2009	2,425	
2010	2,479	
2011	2,534	
2012	2,590	

10/31/2005

GISD ENROLLMENT
PROJECTIONS & ACTUALS
1996 – 2012
4TH – 6TH GRADE

YEAR	PROJECTED	ACTUAL
1996	1,456	1,447
1997	1,444	1,448
1998	1,462	1,464
1999	1,510	1,512
2000	1,461	1,465
2001	1,491	1,592
2002	1,503	1,590
2003	1,559	1,583
2004	1,579	1,551
2005	1,502	1,474
2006	1,509	
2007	1,567	
2008	1,671	
2009	1,708	
2010	1,746	
2011	1,784	
2012	1,824	

10/31/2005

GISD ENROLLMENT
PROJECTIONS & ACTUALS
1996 – 2012
7TH – 9TH GRADE

YEAR	PROJECTED	ACTUAL
1996	1,542	1,558
1997	1,519	1,509
1998	1,581	1,570
1999	1,623	1,610
2000	1,662	1,653
2001	1,661	1,592
2002	1,722	1,590
2003	1,709	1,590
2004	1,680	1,583
2005	1,723	1,664
2006	1,785	
2007	1,815	
2008	1,728	
2009	1,734	
2010	1,792	
2011	1,917	
2012	1,959	

10/31/2005

GISD ENROLLMENT
PROJECTIONS & ACTUALS
9th – 12th Grades
1999 - 2012

YEAR	PROJECTED	ACTUAL
1999	1,975	1,665
2000	1,740	1,688
2001	1,858	1,791
2002	1,943	1,861
2003	2,007	1,922
2004	2,038	1,972
2005	2,011	1978
2006	1,999	
2007	2,056	
2008	2,088	
2009	2,097	
2010	2,065	
2011	2,088	
2012	2,122	

11/8/2005

GISD ENROLLMENT
PROJECTIONS & ACTUALS
1996 – 2012
All Grades

YEAR	PROJECTED	ACTUAL
1996	6,064	6,086
1997	6,092	6,106
1998	6,115	6,135
1999	6,281	6,317
2000	6,303	6,325
2001	6,486	6,483
2002	6,563	6,523
2003	6,676	6,618
2004	6,774	6,693
2005	6,851	6,833
2006	6,954	
2007	7,068	
2008	7,184	
2009	7,331	
2010	7,489	
2011	7,634	
2012	7,790	

10/31/2005

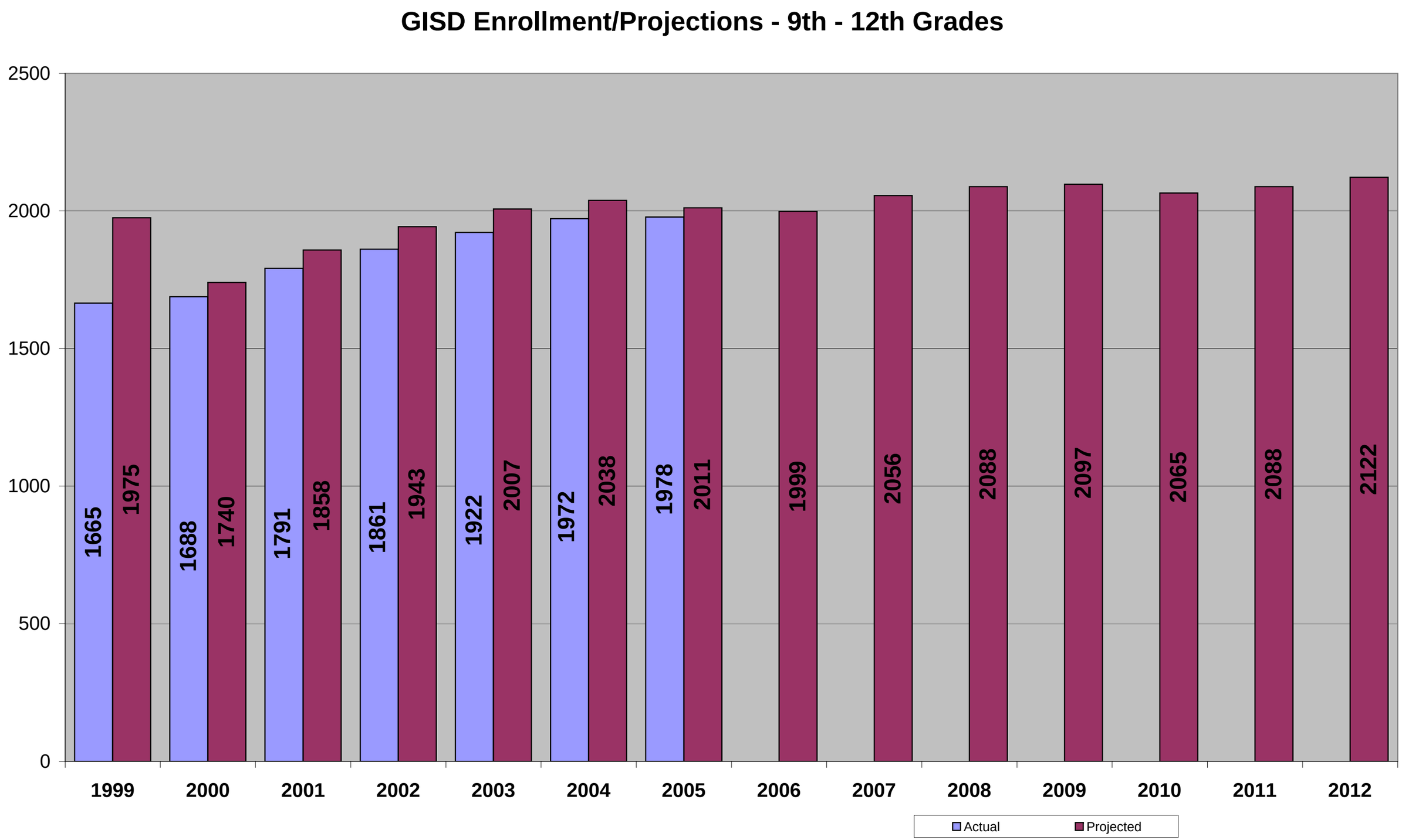
GISD Enrollment/Projections - 9th - 12th Grades
2500
2000
1500
1000
500
0
1665
1975
1688
1740
1791
1858
1861
1943
1922
2007
1972
2038
1978
2011
1999
2056
2088
2097
2065
2088
2122
1999
2000
2001
2002
2003
2004
2005
2006
2007
2008
2009
2010
2011
2012
Actual
Projected

Student Enrollment/Projections 1994 - 2012

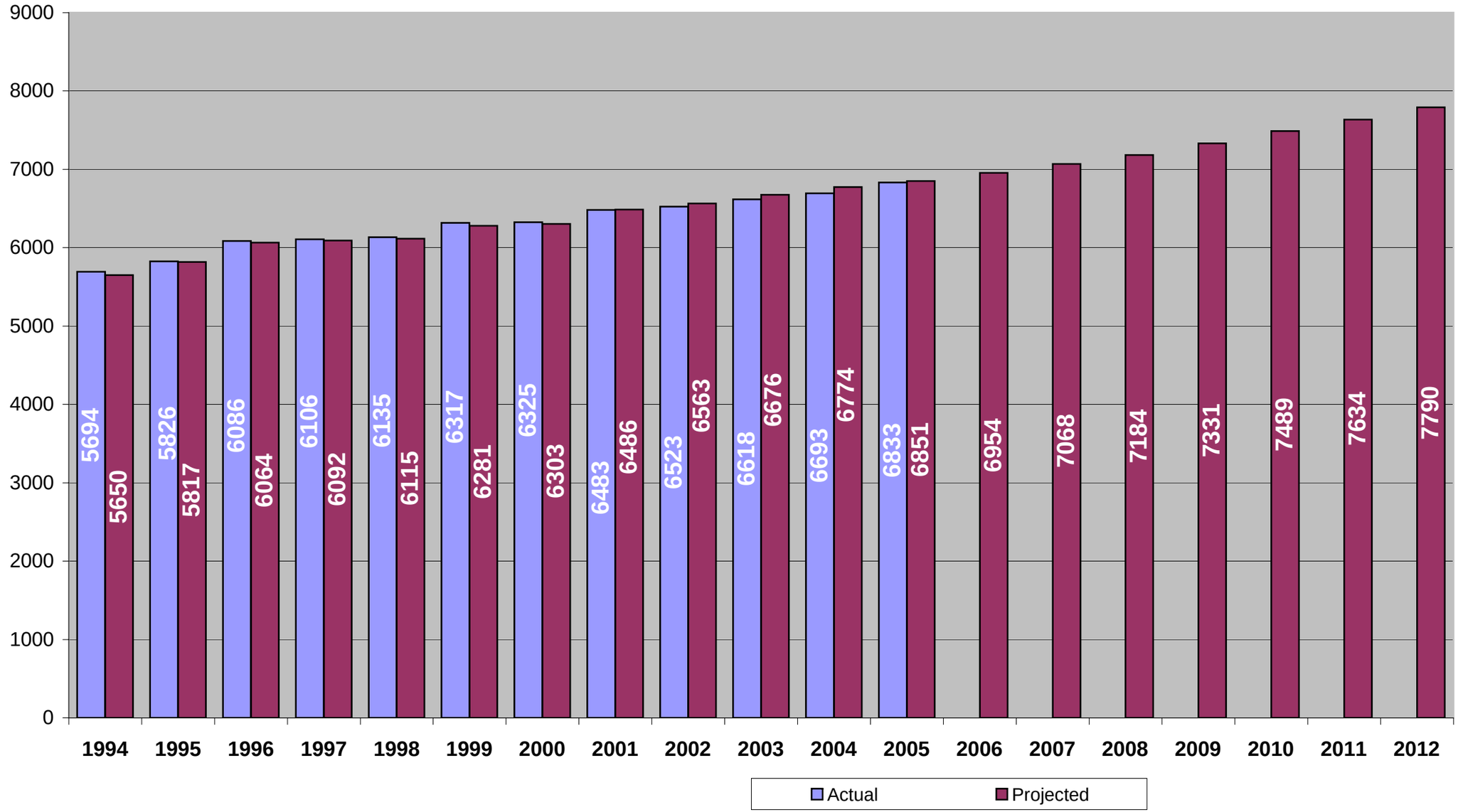

UIL CONFERENCE ENROLLMENTS
2004-06

1A.....189 and below

2A.....190 – 389

3A.....390 – 899

4A.....900 – 1924

5A.....1925 and up

2004-06 Official Football and 2004-05 Official Basketball District Alignment

Conference 5A

(Right Column Lists Official Enrollment Numbers)

*Plays Basketball Only
+ Dist. 3 In Basketball

District 1

	Enr.
El Paso Americas	2962
El Paso Bel Air	2333
El Paso Coronado	2504
El Paso Eastwood	2160
El Paso Franklin	2639
El Paso Hanks	2443
El Paso Montwood	2762
El Paso Socorro	2736

District 2

	Enr.
Amarillo	2058
Amarillo Tascosa	2168
Lubbock	3020.43
Lubbock Coronado	3101.56
Lubbock Monterey	2999.15
San Angelo Central +	3250

District 3

	Enr.
Abilene	2365
Abilene Cooper	2177
Midland	2816.94
Midland Lee	3029.74
Odessa	3922
Odessa Permian	3360

District 4

	Enr.
Burleson	2196
Ft Worth Boswell	2329
Ft Worth Paschal	2205
Granbury	1967.5
Mansfield	2537
Mansfield Summit	3332
North Crowley	1928
Weatherford	2106

District 5

	Enr.
Colleyville Heritage	2222
Denton Ryan	1981
Grapevine	2053
Haltom City Haltom	2567
Keller	2613
Keller Fossil Ridge	2427.5
N Richland Hills Richland	2027
Southlake Carroll	2213

District 6

	Enr.
Coppell	2826
Euless Trinity	2926
Grand Prairie	2806
Hurst Bell	2585.52
Irving	2547
Irving MacArthur	2569
Irving Nimitz	2610
South Grand Prairie	2922

District 7

	Enr.
Arlington	2738
Arlington Bowie	2527
Arlington Houston	2976
Arlington Lamar	3029
Arlington Martin	3514
Cedar Hill	2284
De Soto	2344
Duncanville	3713.5

District 8

	Enr.
Allen	3948.5
Lewisville	3188
Lewisville Flower Mound	2599
Lewisville Marcus	2558
Lewisville The Colony	1932
Plano	4706.87
Plano East	5221.58
Plano West	3847.69

District 9

	Enr.
Dallas Adams	2641
Dallas Carter	1896
Dallas Molina	2626
Dallas Samuell	2160
Dallas Skyline	4415
Dallas Sunset	2075
Dallas White	2084

District 10

	Enr.
Carrollton Creekview	2164.5
Carrollton Smith	2253
Carrollton Turner	2203
Dallas Jesuit	1998
Richardson	1984.36
Richardson Berkner	2900.73
Richardson Lake Highlands	2601.48
Richardson Pearce	1976.38

District 11

	Enr.
Garland	2385
Garland Lakeview Cent	2047
Garland Naaman Forest	2219
Garland Rowlett	2585
Garland Sachse	2062
North Garland	2371
South Garland	2262

District 12

	Enr.
Longview	2162
Mesquite	2489
Mesquite Horn	1940
North Mesquite	2490
Rockwall	2914
Tyler	1976
Tyler Lee	2563

District 13

	Enr.
Belton	2149
Bryan	3735
College Station A&M Cons	2226
Copperas Cove	2101
Killeen Harker Heights	2146
Killeen Shoemaker	2101
Temple	2116
Waco	1994

District 14

	Enr.
Conroe	2590
Conroe Oak Ridge	2117
Conroe The Woodlands	4918
Huntsville	1949
Klein	3493
Klein Collins	2563
Klein Forest	3233
Lufkin	2218

District 15

	Enr.
Cedar Park	2221.5
Georgetown	2537.64
Leander	2097
Pflugerville	2166
Round Rock	1964
Round Rock McNeil	2409
Round Rock Stony Pt.	2067
Round Rock Westwood	2529

District 16

	Enr.
Austin	2165
Austin Akins	2174
Austin Anderson	1949
Austin Bowie	2498
Austin Crockett	1936
Austin Westlake	2345
Bastrop	2107
Buda Hays	1989

District 17

	Enr.
Houston Cyp. Creek	2923
Houston Cyp. Fairbanks	3258.5
Houston Cyp. Falls	3167
Houston Cyp. Ridge	2379
Houston Cyp. Springs	3041
Houston Jersey Village	3033
Houston Langham Creek	3225
Magnolia	2532
Tomball	2475

District 18

	Enr.
Houston Aldine	3124
Houston Eisenhower	3401
Houston MacArthur	3039
Houston Memorial	2219
Houston Nimitz	2974
Houston Northbrook	2138
Houston Spring Woods	2278.5
Houston Stratford	2065

District 19

	Enr.
Alief Elsik	4062
Alief Hastings	3947
Alief Taylor	2941
Houston Strake Jesuit	836
Katy	3209
Katy Cinco Ranch	3239
Katy Mayde Creek	3402
Katy Taylor	2635

District 20

	Enr.
Fort Bend Austin	2687
Fort Bend Bush	2120
Fort Bend Clements	2329
Fort Bend Dulles	2354
Fort Bend Elkins	2115
Fort Bend Hightower	2041
Fort Bend Kempner	2476
Fort Bend Marshall	2207.8
Fort Bend Willowridge	1735

2004-06 Official Football and 2004-05 Official Basketball District Alignment

Conference 5A

(Right Column Lists Official Enrollment Numbers)

*Plays Basketball Only
+ Dist. 3 In Basketball

District 21

	Enr.
Houston	2904
Houston Austin	2006
Houston Bellaire	3318
Houston Chavez	2328
Houston Lamar	3296
Houston Lee *	2117
Houston Madison	2112
Houston Milby	2124
Houston Westside	2844

District 22

	Enr.
Baytown Lee	2467
Baytown Sterling	2476
Beaumont West Brook	2515
Humble	4104
Humble Kingwood	3843
Port Arthur Memorial	2613
Spring	3057
Spring Westfield	4188

District 23

	Enr.
Deer Park	3514
Galena Park North Shore	3865
La Porte	2341
Pasadena	2740
Pasadena Dobie	2667
Pasadena Memorial	2120
Pasadena Rayburn	2242
Pasadena South Houston	2312

District 24

	Enr.
Alvin	3210
Clute Brazoswood	2694
Friendswood Clear Brook	2651
Galveston Ball	2564
Houston Clear Lake	3478
League City Clear Creek	3274
Pearland	3563

District 25

	Enr.
San Antonio E. Central	2214
San Antonio Highlands	2164
San Antonio Jefferson	1983
San Antonio Southwest	2586
San Marcos	1975.5
Schertz Clemens	2316
Seguin	2134

District 26

	Enr.
Converse Judson	4864
San Antonio Churchill	2682
San Antonio Lee	2395
San Antonio MacArthur	2514
San Antonio Madison	2892
San Antonio Reagan	3018.5
San Antonio Roosevelt	2357
Spr Branch Smithson Valley	2148

District 27

	Enr.
Del Rio	2624
San Antonio Clark	2730
San Antonio Holmes	2082
San Antonio Jay	3234
San Antonio Marshall	2548
San Antonio O'Connor	2981
San Antonio Taft	2797
San Antonio Warren	2485

District 28

	Enr.
Corpus Christi Carroll	2394
Corpus Christi King	2696
Corpus Christi Miller	1599
Corpus Christi Moody	1816
Corpus Christi Ray	2296
Victoria Memorial	4115

District 29

	Enr.
Eagle Pass	3480
Laredo Alexander	1967
Laredo Cigarroa	1556
Laredo Johnson	1528
Laredo Martin	2009
Laredo Nixon	2175
Laredo United	2486
Laredo United South	1923

District 30

	Enr.
La Joya	4814
McAllen	2128
McAllen Memorial	2092
McAllen Rowe	2021.5
Mission Sharyland	1933
Rio Grande City	2314

District 31

	Enr.
Donna	2507
Edinburg	2223
Edinburg Economedes	2099
Edinburg North	1932
Pharr-San Juan-Alamo	2181
PSJA North	2089
Weslaco	1995

District 32

	Enr.
Brownsville Hanna	2461
Brownsville Pace	2272
Brownsville Porter	2078
Brownsville Rivera	2433
Harlingen	2576
Harlingen South	1986
Los Fresnos	2044
San Benito	2377

2004-06 Official Football and 2004-05 Official Basketball District Alignment

Conference 4A

(Right Column Lists Official Enrollment Numbers)

*Plays Basketball Only

District 1	Enr.
Canutillo	1257
El Paso	1174
El Paso Andress	1888
El Paso Austin	1390
El Paso Bowie	1286
El Paso Burges	1397
El Paso Chapin	1629
El Paso Irvin	1701
El Paso Jefferson	1762.5

District 2	Enr.
Clint	729
Clint Horizon	988
Clint Mountain View	1047
El Paso Del Valle	1903
El Paso El Dorado *	1385.86
El Paso Parkland	1177
El Paso Riverside	1417
El Paso Ysleta	1815
Fabens	753
San Elizario	1032

District 3	Enr.
Amarillo Caprock	1609
Amarillo Palo Duro	1897
Canyon Randall	1488
Dumas	1137
Hereford	1141
Pampa	994

District 4	Enr.
Andrews	965
Big Spring	1086
Lubbock Estacado	1115
Plainview	1654
San Angelo Lake View	1251.5
Wolfforth Frenship	1410

District 5	Enr.
Burkburnett	958
Denison	1313
Denton	1920
Sherman	1694
Wichita Falls	1517
Wichita Falls Rider	1616

District 6	Enr.
Aledo	1060
Cleburne	1563
Joshua	1258
Mineral Wells	1002
Stephenville	1061
White Settlement Brewer	1294

District 7	Enr.
Arlington Seguin	1617
Azle	1829
Ft Worth Carter-Riverside	1064
Ft Worth Diamond Hill-Jarvis	950
Ft Worth East Hills	1592
Ft Worth North Side	1646
N Richland Hills Birdville	1903
Springtown	1092.5

District 8	Enr.
Ft Worth Arlington Hts	1890
Ft Worth Dunbar	1191
Ft Worth Polytechnic	1160
Ft Worth South Hills	1449
Ft Worth Southwest	1510
Ft Worth Trimble Tech	1650
Ft Worth West Hills	1649
Ft Worth Wyatt	1150

District 9	Enr.
Frisco	1848
Frisco Centennial	1492
Justin Northwest	1789
Keller Central	1714
Lake Dallas	946
Lewisville Hebron	1878
McKinney	1907
McKinney North	1886

District 10	Enr.
Dallas Hillcrest	1762
Dallas Jefferson	1728
Dallas Lincoln	1221
Dallas Spruce	1601
Dallas Wilson	1420
North Dallas	1799

District 11	Enr.
Dallas Highland Park	1921
Forney	938.5
Mesquite Poteet	1625
Terrell	1177
West Mesquite	1671
Wylie	1670

District 12	Enr.
Greenville	1518
Mount Pleasant	1332
Paris	937.5
Paris North Lamar	925
Sulphur Springs	1216
Texarkana Texas	1517

District 13	Enr.
Dallas Adamson	1319
Dallas Kimball	1764
Dallas Pinkston	893
Dallas Seagoville	1239
Dallas Smith	921
Dallas South Oak Cliff	1313

District 14	Enr.
Athens	990
Corsicana	1437.5
Ennis	1453
Lancaster	1392
Mabank	915.5
Red Oak	1501

District 15	Enr.
Alvarado	1006
Crowley	1571
Everman	1044
Mansfield Timberview	1688
Midlothian	1593
Waxahachie	1800

District 16	Enr.
Brownwood	1049
Killeen	1643
Killeen Ellison	1803
Lampasas	980
Waco Midway	1869
Waco University	1183

District 17	Enr.
Hallsville	1163
Henderson	1048
Jacksonville	1284
Kilgore	1095
Longview Pine Tree	1435.07
Marshall	1693
Nacogdoches	1867
Whitehouse	1211

District 18	Enr.
Brenham	1571
Conroe Caney Creek	1612
Klein Oak	1912
Livingston	1611.96
Montgomery	1274
New Caney	1837
Waller	1410
Willis	1361

District 19	Enr.
Crosby	1197
Dayton	1440
Galena Park	1620
Houston Forest Brook	1124
Houston King	1153
Houston Smiley	1583

District 20	Enr.
Beaumont Central	1357.5
Beaumont Ozen	1727
Lumberton	944
Nederland	1493
Orange Little Cypress-Mauriceville	1152
Port Neches-Groves	1520
Vidor	1481

2004-06 Official Football and 2004-05 Official Basketball District Alignment

Conference 4A

(Right Column Lists Official Enrollment Numbers)

*Plays Basketball Only

District 21

	Enr.
Houston Davis	1768
Houston Furr	1147
Houston Jones	1108
Houston Kashmere	872
Houston Reagan	1642
Houston Scarborough	833
Houston Sharpstown	1689

District 22

	Enr.
Houston Sterling	1171
Houston Waltrip	1765
Houston Washington	1276
Houston Westbury	1838
Houston Wheatley	798
Houston Worthing	1256
Houston Yates	1378

District 23

	Enr.
Channelview	1913
Dickinson	1580
Friendswood	1756
La Marque	1142
Santa Fe	1320.5
Texas City	1525

District 24

	Enr.
Angleton	1860
Bay City	1258
El Campo	1080
Freeport Brazosport	1117
Port Lavaca Calhoun	1123
Richmond Foster	1487
Rosenberg Lamar Cons	1590
Rosenberg Terry	1551.5

District 25

	Enr.
Austin Johnson	1668
Austin Johnston	973
Austin Lanier	1796
Austin McCallum	1719
Austin Reagan	1159
Austin Travis	1618

District 26

	Enr.
Cedar Park Vista Ridge *	1636
Del Valle	1875
Elgin	940
Lockhart	1325
Pflugerville Connally	1862
Pflugerville Hendrickson	1002
Taylor	920.5

District 27

	Enr.
Austin Lake Travis	1426.5
Burnet	947
Dripping Springs	1055
Marble Falls	1064
New Braunfels	1909.5
New Braunfels Canyon	1440.5

District 28

	Enr.
Boerne	1678
Castroville Medina Valley	931
Fredericksburg	996
Kerrville Tivy	1375
San Antonio Alamo Heights	1339
Uvalde	1443

District 29

	Enr.
San Antonio Brackenridge	1907
San Antonio Burbank	1331
San Antonio Edison	1698
San Antonio Fox Tech	1737
San Antonio Houston	1148
San Antonio Kennedy	1478
San Antonio Lanier	1489
San Antonio Memorial	1441

District 30

	Enr.
Beeville Jones	1143
Floresville	1082
Pleasanton	948
San Antonio Harlandale	1876
San Antonio McCollum	1754
San Antonio Southside	1188
South San Antonio	1817

District 31

	Enr.
Alice	1618
CC Calallen	1311
CC Flour Bluff	1566
CC Tuloso-Midway	998
Gregory-Portland	1277
Kingsville King	1327
Robstown	1062
Rockport-Fulton	1007

District 32

	Enr.
Brownsville Lopez	1822
Edcouch-Elsa	1445
Mercedes	1327
Mission	1790
Mission Veterans Memorial	1560
PSJA Memorial	1785
Roma	1549
Weslaco East	1603

Elementary and Intermediate Boundaries

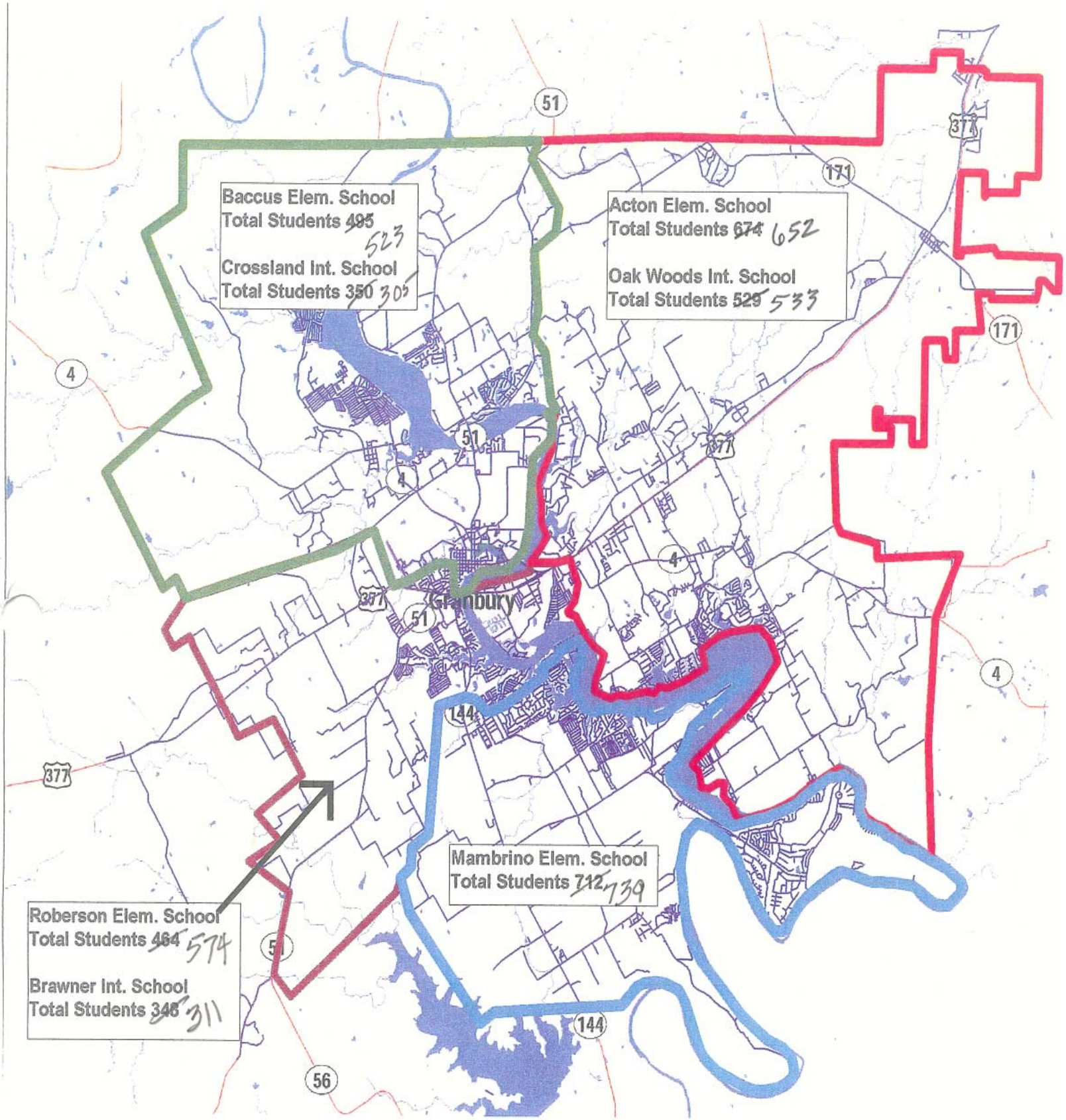

Middle School Boundaries

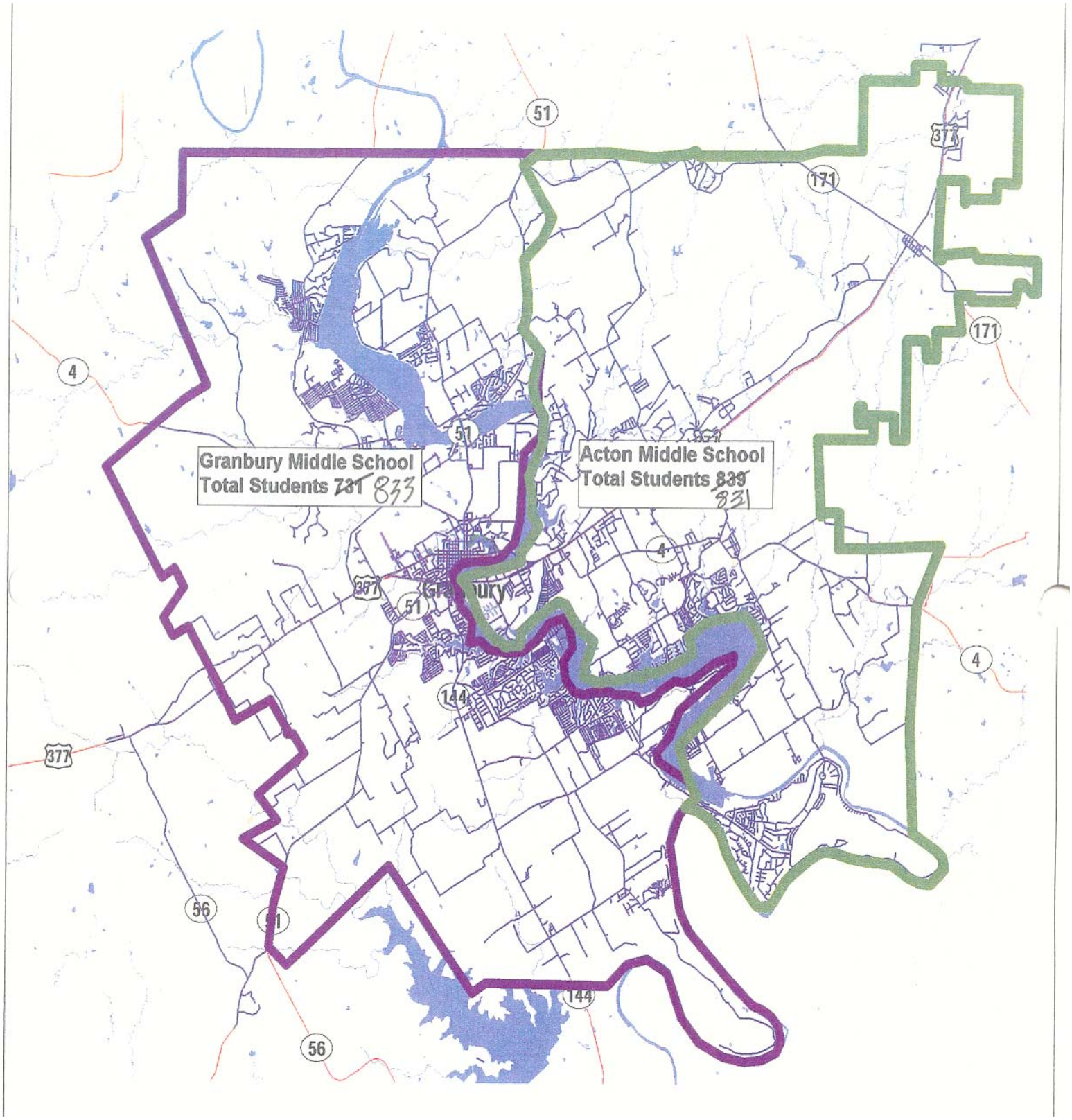

High School Boundaries

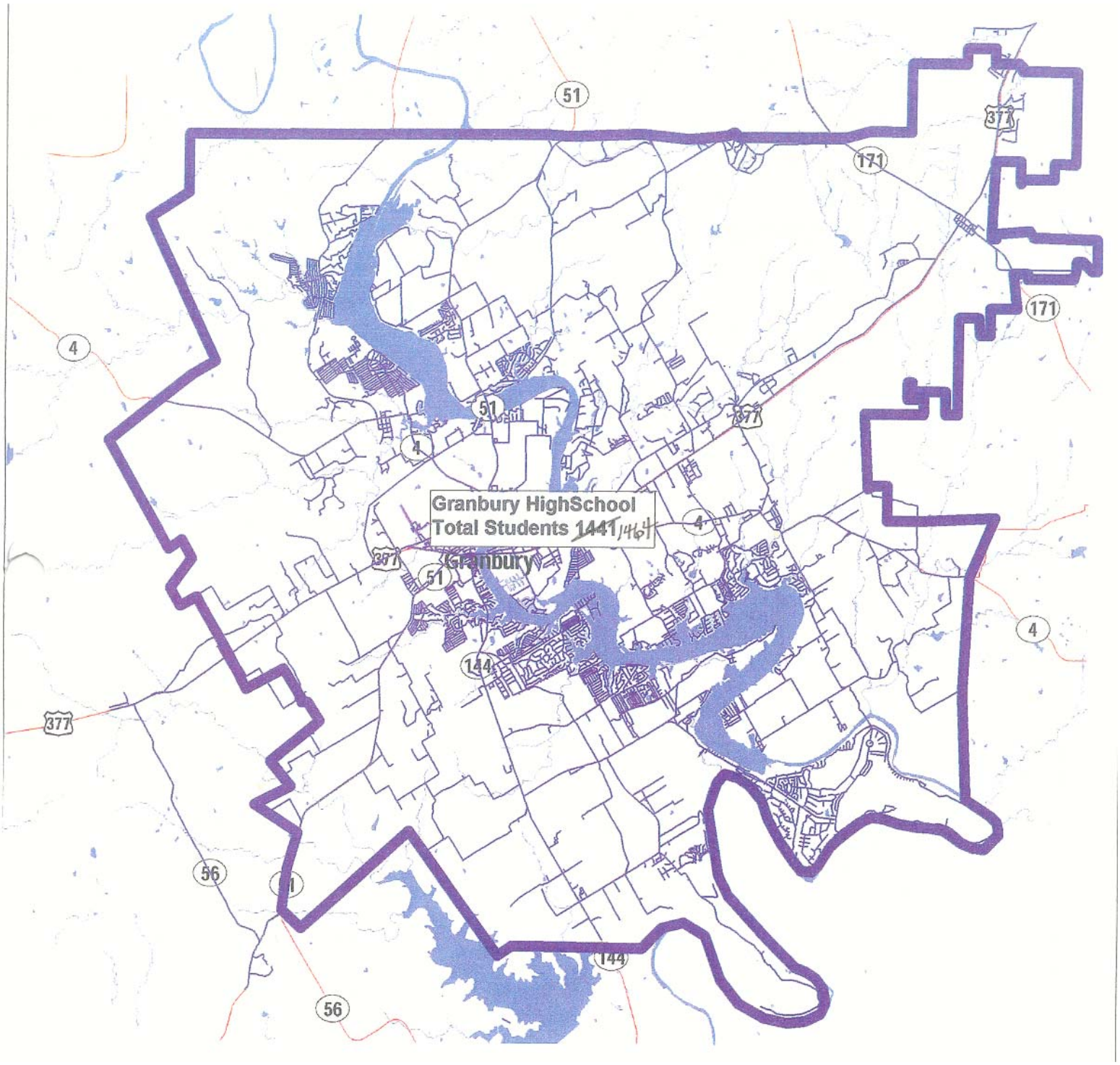

GISD FACILITY COMMITTEE
Possible Building Expansion
September 30,2004

- Acton Elem. 2000 expansion
- Baccus Elem. 2000 expansion
- Roberson Elem. 2000 expansion
- Mambrino Schl. 1997 opening – large campus with small attendance zone
- Brawner Inter 1999 reviewed for possible expansion as middle school; determination was made that it was to costly
- Crossland Inter old GMS campus; small acreage
- Oak Woods Inter very small campus – 7.5 acres
- Acton MS opened 2001 – expansion possible however, must consider geo-thermal wells located around building
- Granbury MS opened 2001 – expansion possible however. must consider geo-thermal wells located around building
- Granbury HS expansion and/or renovations possible
- BTC old Granbury Elementary building; age of facility not recommended for expansion
- STARS not recommended for expansion (program design as a small student enrollment campus)

GISD Property
September 30, 2004

- GHS/GMS 170 acres
- AMS 185.69 acres
- Acton El. 33.78 acres
- Baccus El. 55 acres
- Roberson El. 10 acres
- Mambrino 20 acres
- Brawner Int. 21.65 acres
- Crossland Int. 10.859 acres
- Oak Woods Int. 7.5 acres

Non School Property

Soccer Fields –Cleveland Rd 10 acres

Eastwood Village lot .39 acres

Baccus Road Easement 3.45 acres

Admin Bldg./Annex 25 acres

Future Administration
(Pearl @ Crockett) 2.047 acres

Transportation/Maint. 6.824 (Main) 3.0 (Tr) = 9.824 acres

Capacity Study

Granbury I.S.D.

ARCHITECTS

Capacity Study

INTRODUCTION

This study documents the legal enrollment capacity and functional capacity based on the state TEA (Texas Education Agency) requirements.

Capacity Generating Spaces: These spaces are defined differently for each tier. Elementary and intermediate schools "Capacity Generating Spaces" are grade section classrooms that serve as "permanent" classrooms for a class of students. Not included are the enrichment classes, such as art, music, computer, physical education, etc., which serve students outside of their regular classroom space. Middle school and high school "Capacity Generating Spaces" include all spaces that provide scheduled credit instruction.

TEA Capacity: This number represents the total student spaces available in the facility.

Functional Capacity: This number represents the total student spaces available in the facility, which can reasonably be expected to be available. This number is calculated as shown in the following example.

Example

A TEA Ratio of 1 teacher to 22 students for 7 classrooms is used for the example.

MAXIMUM ENROLLMENT-	**7x22**	**= 154**
MINIMUM ENROLLMENT-	**(6x22) +1**	**= 133**
FUNCTIONAL CAPACITY-	**(133+154) / 2**	**= 144**

The following outlines the components of the study:

Elementary, Intermediate, and Mambrino Schools

The Elementary and Intermediate schools TEA Capacity was determined by a count of permanent classrooms multiplied by the TEA Ratio of 1 teacher to 22 students for grades K-4 and 1 to 25 for grades 5-6. The Functional Capacity was calculated as shown in the previous example.

ARCHITECTS

Capacity Study

Middle School

The TEA Capacity at the Middle School level includes all permanent teaching stations multiplied by the TEA Ratio of 1:25. Gymnasiums and band halls were considered to contain the equivalent of two classes due to their large size. As each classroom is used only 4 of 5 periods a day due to a planning period, the Functional Capacity can be determined by multiplying the TEA Capacity by 4/5 or 80%.

ARCHITECTS

Capacity Study

ARCHITECTS

Capacity Study

Acton Elementary School

Granbury Independent School District

No Scale

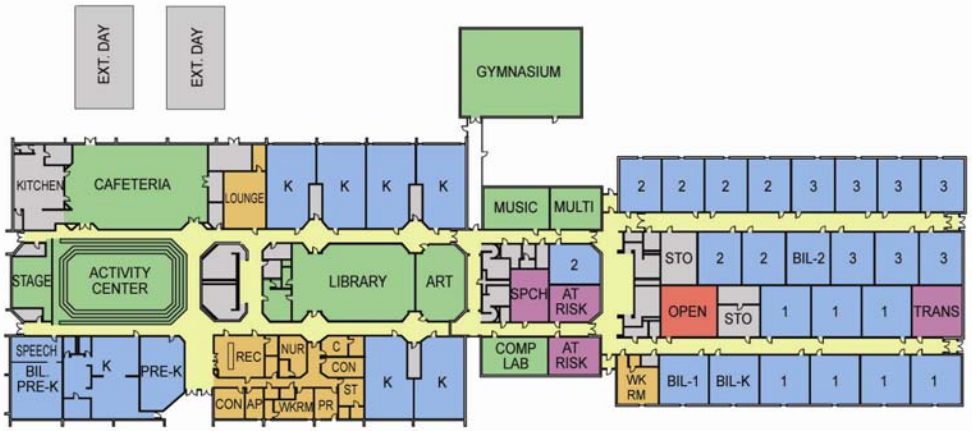

Legend

- Classrooms
- Enrichment
- Special Programs
- Administration
- Open / Unassigned
- Circulation
- Support

ARCHITECTS

Capacity Study

Acton Elementary School

Granbury Independent School District

			Capacity		Current
Space Description	**Quantity**	**TEA Ratio**	**TEA**	**Functional**	**Enrollment**
Pre- Kindergarten	1	1:22	22	22	55
Kindergarten	7	1:22	154	144	149
1st Grade	7	1:22	154	144	157
2nd Grade	7	1:22	154	144	163
3rd Grade	7	1:22	154	144	147
Pre-Kindergarten (Bi-Ling)	1	1:22	22	22	
Kindergarten (Bi-Ling)	1	1:22	22	22	
1st Grade (Bi-Ling)	1	1:22	22	22	
2nd Grade (Bi-Ling)	1	1:22	22	22	
Totals	**33**		**726**	**686**	**671**
Art	1				
Computer Lab	1				
Gym	1				
Music	1				
Science	0				
Multipurpose	1				
Special Programs					2
PPCD	0				
At Risk	2				
Deaf Education	0				
Reading Lab	0				
Speech	1				
Special Ed Class	0				
Special Ed Centers	0				
Special Ed Resource	0				
Motor Lab	0				
Extended Day	0				
Life Skills	0				
Transition	1				
Instructional Specialist	0				
Video Production	0				
Totals	**42**		**726**	**686**	**673**

Growth potential at this campus is 2%.

ARCHITECTS

Capacity Study

ARCHITECTS

Capacity Study

Nettie Baccus Elementary School

Granbury Independent School District

No Scale

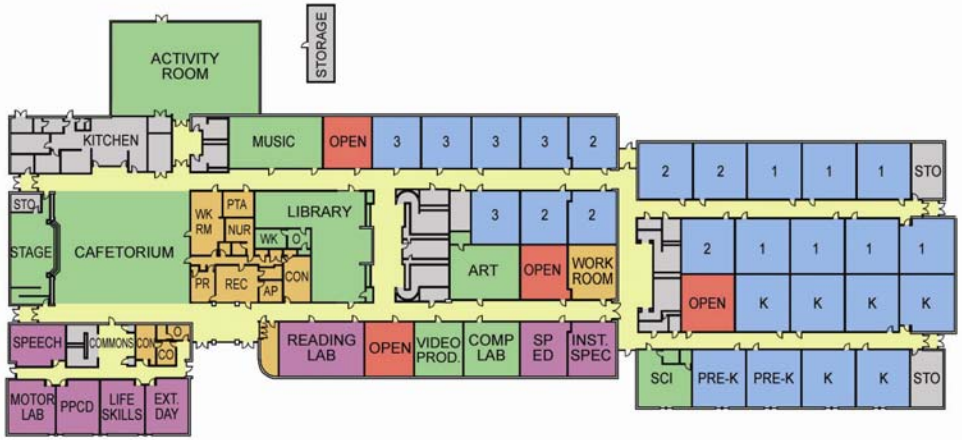

Legend

- Classrooms
- Enrichment
- Special Programs
- Administration
- Open / Unassigned
- Circulation
- Support

ARCHITECTS

Capacity Study

Nettie Baccus Elementary School

Granbury Independent School District

			Capacity		Current
Space Description	**Quantity**	**TEA Ratio**	**TEA**	**Functional**	**Enrollment**
Pre-Kindergarten	2	1:22	44	34	42
Kindergarten	6	1:22	132	122	110
1st Grade	7	1:22	154	144	137
2nd Grade	6	1:22	132	122	118
3rd Grade	5	1:22	110	100	79
Open	4	1:22	88	78	
Totals	**30**		**660**	**600**	**486**
Art	1				
Computer Lab	1				
Gym	1				
Music	1				
Science	1				
Multipurpose	0				
Special Programs					11
PPCD	1				
At Risk	0				
Deaf Education	0				
Reading Lab	1				
Speech	1				
Special Ed Class	1				
Special Ed Centers	0				
Special Ed Resource	1				
Motor Lab	1				
Extended Day	1				
Life Skills	1				
Transition	0				
Instructional Specialist	1				
Video Production	1				
Totals	**45**		**660**	**600**	**497**

Growth potential at this campus is 25%.

ARCHITECTS

Capacity Study

ARCHITECTS

Capacity Study

Emma Roberson Elementary School

Granbury Independent School District

No Scale

Legend

- Classrooms
- Enrichment
- Special Programs
- Administration
- Open / Unassigned
- Circulation
- Support

ARCHITECTS

Capacity Study

Emma Roberson Elementary

Granbury Independent School District

			Capacity		Current
Space Description	**Quantity**	**TEA Ratio**	**TEA**	**Functional**	**Enrollment**
Pre-Kindergarten	1	1:22	22	22	19
Kindergarten	6	1:22	132	121	98
1st Grade	7	1:22	154	144	114
2nd Grade	7	1:22	154	144	122
3rd Grade	7	1:22	154	144	100
Totals	**28**		**616**	**575**	**453**
Art	1				
Computer Lab	1				
Gym	1				
Music	1				
Science	2				
Multipurpose	0				
Special Programs					14
At Risk	0				
Deaf Education	1				
Reading Lab	1				
Speech	1				
Special Ed Class	1				
Special Ed Centers	1				
Special Ed Resource	0				
Motor Lab	1				
Extended Day	1				
Life Skills	1				
Transition	0				
Instructional Specialist	0				
Totals	**42**		**616**	**575**	**467**

Growth potential at this campus is 23%.

ARCHITECTS

Capacity Study

Mambrino School

ARCHITECTS

Capacity Study

Mambrino School

Granbury Independent School District

No Scale

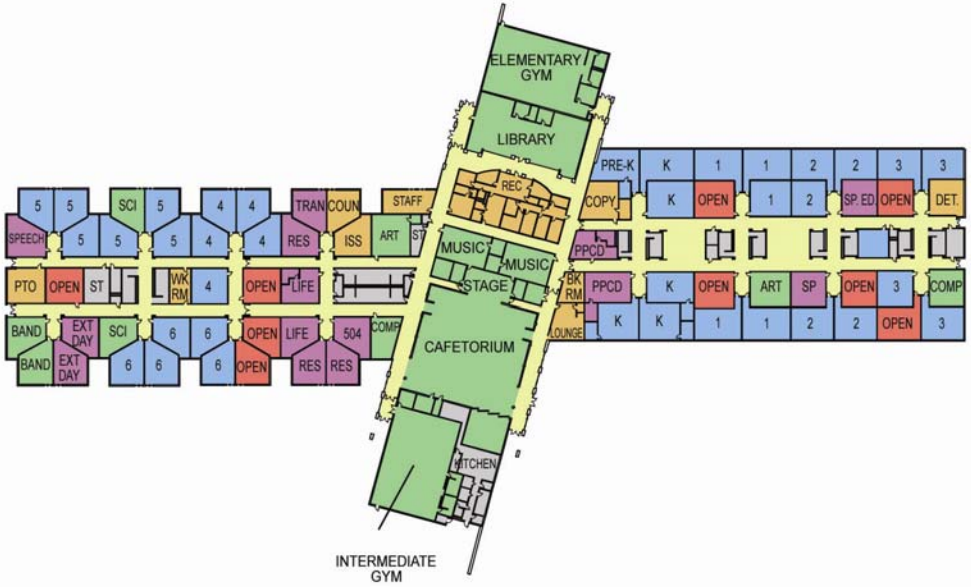

Legend

- Classrooms
- Enrichment
- Special Programs
- Administration
- Open / Unassigned
- Circulation
- Support

ARCHITECTS

Capacity Study

Mambrino School

Granbury Independent School District

			Capacity		Current
Space Description	**Quantity**	**TEA Ratio**	**TEA**	**Functional**	**Enrollment**
Pre-Kindergarten	1	1:22	22	22	17
Kindergarten	5	1:22	110	100	93
1st Grade	5	1:22	110	100	99
2nd Grade	5	1:22	110	100	91
3rd Grade	4	1:22	88	78	82
4th Grade	5	1:22	110	100	88
5th Grade	6	1:25	150	138	113
6th Grade	5	1:25	125	113	117
Open	9	1:22	198	188	
Totals	**45**		**1,023**	**939**	**700**
Art	2				
Computer Lab	2				
Gym	2				
Music	2				
Band	2				
Science	2				
Multipurpose	0				
Special Programs					16
PPCD	2				
At Risk	0				
Deaf Education	0				
Reading Lab	0				
Speech	2				
Special Ed Class	1				
Special Ed Centers	0				
Special Ed Resource	3				
Motor Lab	0				
Extended Day	2				
Life Skills	2				
Transition	1				
Instructional Specialist	0				
Tech	0				
PTO	1				
Content Mastery	0				
504	1				
ISS	1				
Counselor	1				
Detention	1				
Totals	**75**		**1,023**	**939**	**716**

Growth potential at this campus is 31%.

ARCHITECTS

Capacity Study

John & Lynn Brawner Intermediate School

ARCHITECTS

Capacity Study

John and Lynn Brawner Intermediate School

Granbury Independent School District

No Scale

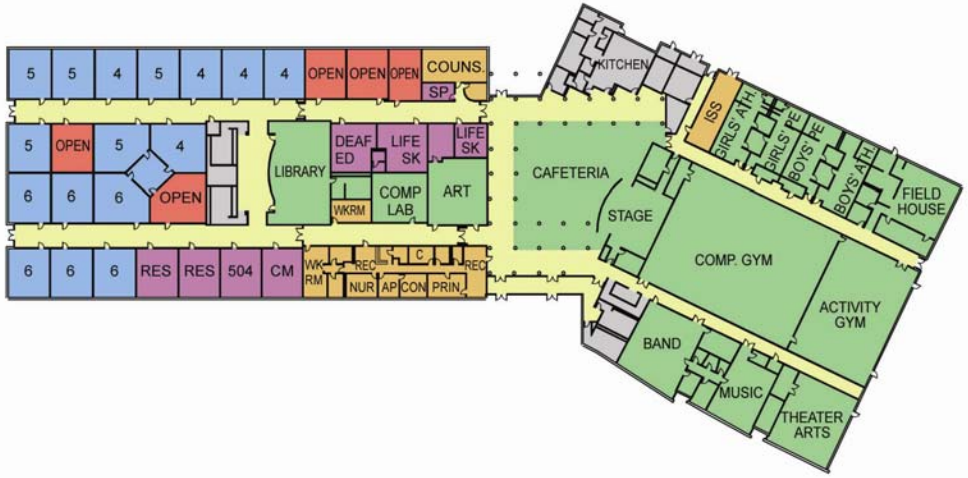

Legend

- Classrooms
- Enrichment
- Special Programs
- Administration
- Open / Unassigned
- Circulation
- Support

ARCHITECTS

Capacity Study

John & Lynn Brawner Intermediate School

Granbury Independent School District

			Capacity		Current
Space Description	**Quantity**	**TEA Ratio**	**TEA**	**Functional**	**Enrollment**
4th Grade	5	1:22	110	100	96
5th Grade	5	1:25	125	113	108
6th Grade	6	1:25	150	138	130
Open	5	1:25	125	113	
Totals	**21**		**510**	**464**	**334**
Art	1				
Computer Lab	1				
Gym	2				
Music	1				
Band	1				
Theater Arts	1				
Science Lab	0				
Distance Learning	0				
Shop/Storage	0				
Special Programs					11
At Risk	0				
Deaf Education	1				
6th Grade Reading	0				
Speech	1				
Resource	2				
Content Mastery	1				
Special Ed	0				
Transition	0				
Extended Day	0				
ESL	0				
504/Instructional Specialist	1				
Life Skills	2				
PTO/Tutorial	0				
ISS	1				
Totals	**37**		**510**	**464**	**345**

Growth potential at this campus is 34%.

ARCHITECTS

Capacity Study



ARCHITECTS

Capacity Study

Willie and Wanda Crossland Intermediate School

Granbury Independent School District

No Scale

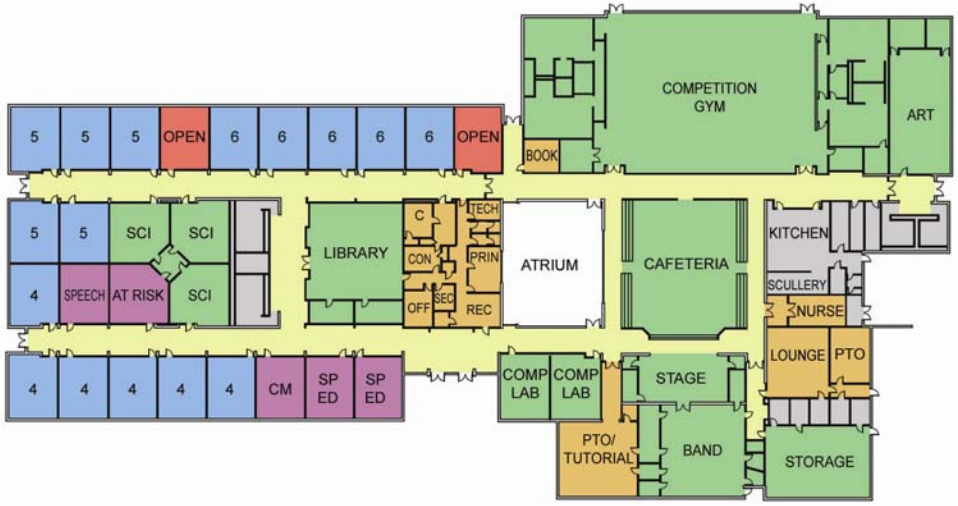

Legend

- Classrooms
- Enrichment
- Special Programs
- Administration
- Open / Unassigned
- Circulation
- Support

ARCHITECTS

Capacity Study

Willie & Wanda Crossland Intermediate School

Granbury Independent School District

			Capacity		Current
Space Description	**Quantity**	**TEA Ratio**	**TEA**	**Functional**	**Enrollment**
4th Grade	6	1:22	132	122	108
5th Grade	5	1:25	125	113	130
6th Grade	5	1:25	125	113	115
Open	2	1:25	50	38	
Totals	**18**		**432**	**386**	**353**
Art	1				
Computer Lab	2				
Gym	1				
Music	0				
Band	1				
Theater Arts	0				
Science Lab	3				
Distance Learning	0				
Shop/Storage	1				
Special Programs					
At Risk	1				
Deaf Education	0				
6th Grade Reading	0				
Speech	1				
Resource	0				
Content Mastery	1				
Special Ed	2				
Transition	0				
Extended Day/ISS	0				
ESL	0				
504	0				
Life Skills	0				
PTO/Tutorial	1				
Totals	**33**		**432**	**386**	**353**

Growth potential at this campus is 9%.

ARCHITECTS

Capacity Study

Oak Woods Intermediate School

ARCHITECTS

Capacity Study

Oak Woods Intermediate School

Granbury Independent School District

No Scale

Legend

- Classrooms
- Enrichment
- Special Programs
- Administration
- Open / Unassigned
- Circulation
- Support

ARCHITECTS

Capacity Study

Oak Woods Intermediate School

Granbury Independent School District

			Capacity		Current
Space Description	**Quantity**	**TEA Ratio**	**TEA**	**Functional**	**Enrollment**
4th Grade	8	1:22	176	166	163
5th Grade	8	1:25	200	188	179
6th Grade	8	1:25	200	188	182
Totals	**24**		**576**	**542**	**524**
Art	1				
Computer Lab	1				
Gym	1				
Music	1				
Band	1				(90 Students)
Theater Arts	0				
Science Lab	1				
Distance Learning	0				
Shop/Storage	0				
Special Programs					6
At Risk	0				
Deaf Education	0				
6th Grade Reading	0				
Speech	0				
Resource	0				
Content Mastery	4				
Special Ed	4				
Transition	1				
Extended Day/ISS	1				
504/ESL	1				
Life Skills	0				
PTO/Tutorial	1				
Totals	**42**		**576**	**542**	**530**

Growth potential at this campus is 2%.

ARCHITECTS

Capacity Study

Acton Middle School

ARCHITECTS

Capacity Study

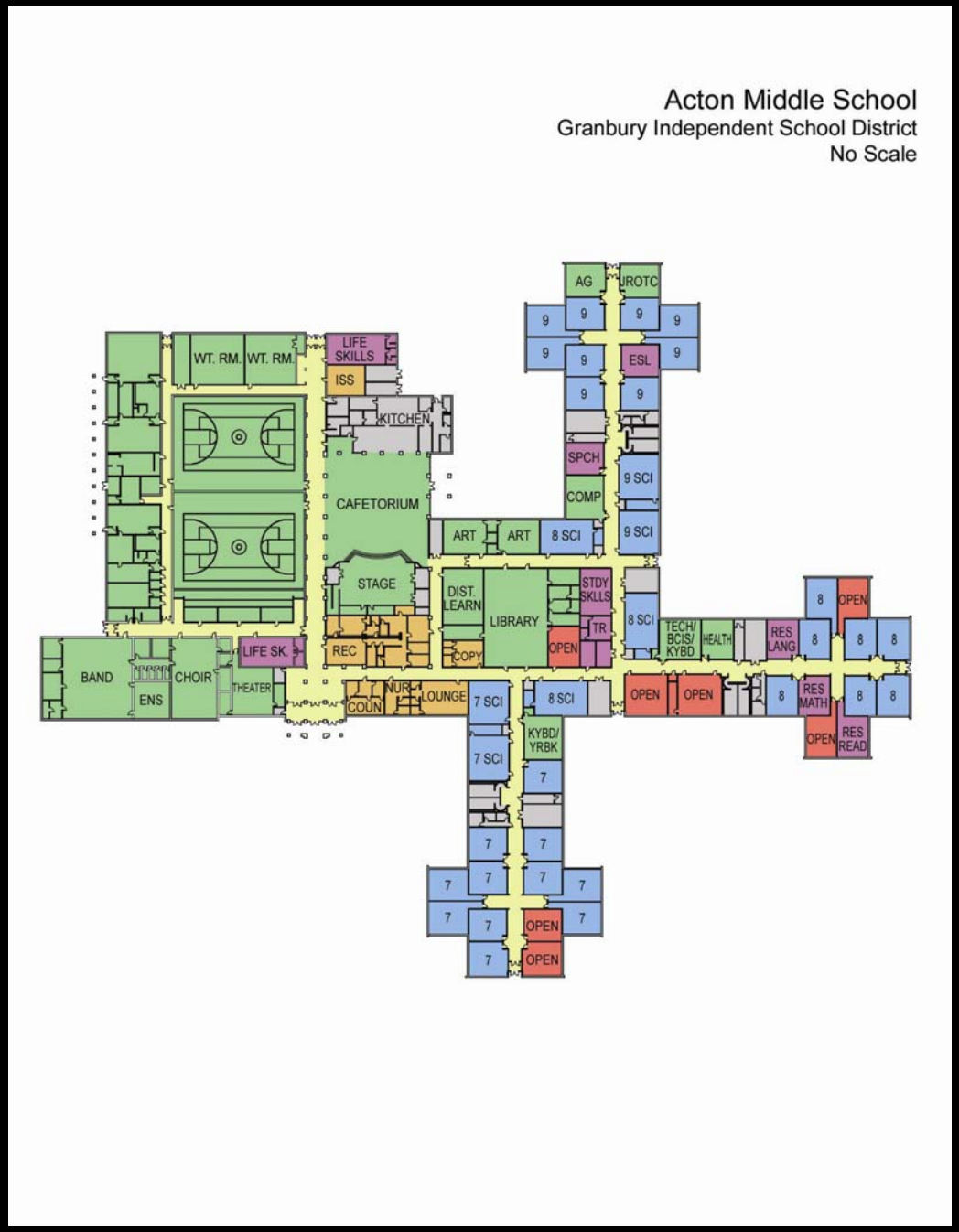

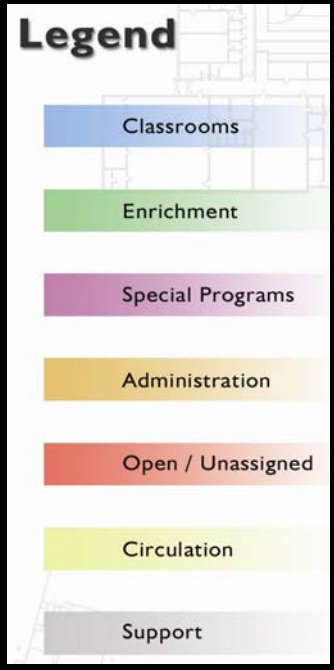

ARCHITECTS

Capacity Study

Acton Middle School

Granbury Independent School District

			Capacity		Current
Space Description	**Quantity**	**TEA Ratio**	**TEA**	**Functional**	**Enrollment**
7th Grade	13	1:25	325		275
8th Grade	10	1:25	250		262
9th Grade	11	1:25	275		296
Open	7	1:25	175		
Totals	**41**		**1,025**		**833**
Fine Arts					
Band*	2	1:25	50		
Choir*	2	1:25	50		
Theater Arts	1	1:25	25		
Art	2	1:25	50		
Tech/BCIS/Keyboard	1	1:25	25		
Keyboard/Yearbook	1	1:25	25		
Gym*	4	1:25	100		
Ag	1	1:25	25		
JROTC	1	1:25	25		
Distance Learning	1	1:25	25		
Health	1	1:25	25		
Computer Lab	1	1:25	25		
Special Programs					12
Resource Math	1	1:20**			
Resource LA	1	1:20**			
Transition	1	1:20**			
Study Skills	1	1:20**			
Speech	1	1:20**			
Life Skills	2	1:20**			
ESL	1	1:20**			
Totals	**67**		**1,475**	**1,180**	**845**

*Large Room which will accommodate 2 classes.

**Granbury ISD's preferred Ratio is 1:20 rather than 1:25 for the special programs at this school.

Functional Capacity if Classrooms are to be used only 4 of 5 periods 1,475 x .8 = **1,180**.

Growth potential at this campus is 40%.

ARCHITECTS

Capacity Study

Granbury Middle School

ARCHITECTS

Capacity Study

Granbury Middle School

Granbury Independent School District

No Scale

Legend

- Classrooms
- Enrichment
- Special Programs
- Administration
- Open / Unassigned
- Circulation
- Support

ARCHITECTS

Capacity Study

Granbury Middle School

Granbury Independent School District

			Capacity		Current
Space Description	**Quantity**	**TEA Ratio**	**TEA**	**Functional**	**Enrollment**
7th Grade	12	1:25	300		264
8th Grade	12	1:25	300		254
9th Grade	12	1:25	300		218
Totals	**36**		**900**		**736**
Fine Arts					
Band*	2	1:25	50		
Choir*	2	1:25	50		
Theater Arts	1	1:25	25		
Art	2	1:25	50		
BCIS	1	1:25	25		
Keyboard	1	1:25	25		
Speech	1	1:25	25		
Health/Career	2	1:25	50		
Ag	1	1:25	25		
Gym*	4	1:25	100		
Special Programs					
Content Mastery	2	1:20**			
Transition	2	1:20**			
ESL	1	1:20**			
Math Tutoring - Title 1	1	1:20**			
Deaf Education	1	1:20**			
Study Skills	1	1:20**			
OCS	1	1:20**			
Computer Lab	1	1:20**			
ISS	1	1:25			
BCIS	1	1:25			
Tech Applications	1	1:25			
Resource	4	1:20**			
Speech	1	1:20**			
Multipurpose	1	1:25			
Totals	**72**		**1,325**	**1,364**	**736**

*Large Space which can hold two classes.

** Granbury ISD's preferred Ratio is 1:20 rather than 1:25 for the special programs at this sch

Functional Capacity if Classrooms are only used 4 of 5 periods 1,705 x .8 = **1,364**.

Growth potential at this campus is 44%.

ARCHITECTS

Capacity Study

Granbury High School

ARCHITECTS

Capacity Study

Granbury High School - Existing Plan

Granbury Independent School District

No Scale

Legend

- Classrooms
- Enrichment
- Special Programs
- Administration
- Open / Unassigned
- Circulation
- Support

ARCHITECTS

Capacity Study

Granbury High School - Existing

Granbury Independent School District

Space Description	Quantity	TEA Ratio	TEA Capcaity	Functional Capacity	Current Enrollment
Classrooms	42*	1:20	840		
Math, Eng, SS, FL, Sci	10	1:25	250		
Totals	**52**		**1,090**		**1,427**
Fine Arts					
Band**	2	1:25	50		
Choir**	2	1:25	50		
Art	2	1:25	50		
Theater Arts	1	1:25	25		
ROTC	4	1:25	100		
Video Production	1	1:25	25		
Computer Lab	4	1:25	100		
BCIS	4	1:25	100		
Ag	3	1:25	75		
Auto Tech	1	1:25	25		
Sm. Engine	2	1:25	50		
Wood Shop	1	1:25	25		
Home Ec	2	1:25	50		
Journalism	1	1:25	25		
Yearbook	1	1:25	25		
Electronics	1	1:25	25		
Gymnasium**	6	1:25	150		
Lecture Hall	1	1 / Seat	100		
Special Programs					23
Content Mastery	1	1:25			
ISS	1	1:25			
Transition	2	1:25			
Life Skills	3	1:25			
ESL	1	1:25			
Totals	**99**		**2,140**	**1,712**	**1,450**

* 80% of existing classrooms (42) are undersized and only hold 20 rather than 25 students.
**This is a large space which will hold two classes at one time.
TEA capacity with each room used only 4 of 5 periods is 2,140 x .8 = **1,712**.
Growth potential at this campus is 18%.

ARCHITECTS

Capacity Study

Enrollment Summary

Granbury Independent School District

Enrollment Data from 9/14/04

School Name	Pre-K	K	1	2	3	4	5	6	7	8	9	10	11	12	Sp. Ed.	Total
Acton ES	55	149	157	163	147										2	**673**
Baccus ES	42	110	137	118	79										11	**497**
Roberson ES	19	98	114	122	100										14	**467**
Mambrino	17	93	99	91	82	88	113	117							16	**716**
Brawner Int						96	108	130							11	**345**
Crossland Int						108	130	115								**353**
Oak Woods Int.						163	179	182							6	**530**
Acton MS									275	262	296				12	**845**
Granbury MS									264	254	218					**736**
Grranbury HS											46	558	438	385	23	**1,450**
Totals	**133**	**450**	**507**	**494**	**408**	**455**	**530**	**544**	**539**	**516**	**560**	**558**	**438**	**385**	**95**	**6,612**

Average Students per classroom

Elementary Schools	1,637 students / 91 rooms = 18 studens per room.
Mambrino	716 students / 45 rooms = 16 students per room.
Intermediates	1,228 students / 63 rooms = 20 students per room.
Middle Schools	1,581 students / 112 rooms = 14 students per room.
High School	1,281 / 91 = 14 students per room.

ARCHITECTS