



# LINCOLN COUNTY SCHOOL DISTRICT

Dr. Majalise Tolan  
Superintendent

District Office | Teaching & Learning Center  
1212 NE Fogarty Street, Newport, OR 97365  
PO Box 1110, Newport, OR 97365  
T 541-265-9211 | F 541-265-3059  
[www.lincoln.k12.or.us](http://www.lincoln.k12.or.us)

## Board of Directors NOTICE OF A BOARD MEETING Lincoln County School District Business Meeting of the Board

<b>Date</b>	<b>Tuesday, May 12, 2026</b>
<b>Time</b>	<b>6:30 PM</b>
<b>Place</b>	<b>Taft Elementary School, 4040 High School Drive, Lincoln City, OR 97367</b>

The Lincoln County School District Board of Directors has scheduled a Lincoln County School District Business Meeting of the Board of the Board beginning at 6:30 PM.

Public comment will only be heard if a specific public comment time is designated on the agenda. Not all meetings of the Board have public comment.

If you are a member of the community and wish to speak before the Board, please email the following information to [eddie.symington@lincoln.k12.or.us](mailto:eddie.symington@lincoln.k12.or.us) by **12:00 pm on the business day prior to the meeting: Name, address and phone number (optional), and topic.** Once your request is received, you will be contacted with details regarding making the comment during the meeting. Public comment cards will also be available at the door and must be completed and given to the Board Secretary. All public comment will follow Board Policy BDDH – “Public Comment at Board Meetings.”

**The session will be streamed and can be accessed by visiting our [website](#).**

The agenda is attached.

The meeting location is accessible to persons with disabilities. A request for an interpreter for the hearing impaired or for other accommodations for persons with disabilities should be made at least 48 hours before the meeting.

THIS NOTICE SATISFIES THE REQUIREMENTS OF ORS 192.630, 192.640 AND 332.045.

For further information or to request accommodations, please contact:  
Eddie Symington, Assistant to the Superintendent and School Board  
Lincoln County School District | 1212 NE Fogarty | Newport, OR 97365

**LINCOLN COUNTY SCHOOL DISTRICT**  
**Board of Directors – Lincoln County School District Business Meeting of the**  
**Board**  
**Tuesday, May 12, 2026 - 6:30 PM**  
**Taft Elementary School, 4040 High School Drive, Lincoln City, OR 97367**

**Agenda**

1. Call to Order & Reading of Land Acknowledgment. BG-2 & 4



# LINCOLN COUNTY SCHOOL DISTRICT

Dr. Majalise Tolan  
Superintendent

District Office | Teaching & Learning Center  
1212 NE Fogarty Street, Newport, OR 97365  
PO Box 1110, Newport, OR 97365  
T 541-265-9211 | F 541-265-3059  
[www.lincoln.k12.or.us](http://www.lincoln.k12.or.us)

## Lincoln County School District Equity Team

### Land Acknowledgement Statement

We ask that you take a moment to stop what you are doing, to listen to these words as we recognize the land that we currently inhabit. No matter where each of us is physically located in Lincoln County, we must understand that we are on traditional homelands and unceded territories of indigenous peoples. Where we live in Lincoln County, these are the ancestral homelands for the Confederated Tribes of Siletz Indians.

Lincoln County School District acknowledges the Confederated Tribes of Siletz Indians that consists of over 30 bands originating from Northern California to Southern Washington. The Confederated Tribes of Siletz Indians currently occupy and manage a mere fraction of their original 1855 1.1 million-acre Siletz coastal reservation that covered land in what is now Tillamook, Lincoln, Benton, Marion, and Coos Counties. We must remember the people of the Confederated Tribes of Siletz Indians are and will forever be the first stewards of this land, water, and fish.

We acknowledge and recognize the continued sovereignty of the Confederated Tribes of Siletz Indians and honor their ancestral homelands. We are committed to bringing awareness to their history and the existence of the Confederated Tribes of Siletz Indians since time immemorial.

2. Roll Call- Establishment of a quorum
3. Introductions
4. Communications. BG-4
  - 4.a. Written
  - 4.b. From the Audience (This time is reserved for public comment on topics published on the Board's agenda)
  - 4.c. Recognition
    - 4.c.1. Skills USA Champions
    - 4.c.2. Waldport State Forestry
    - 4.c.3. Teacher Appreciation Week. BG-4



# LINCOLN COUNTY SCHOOL DISTRICT

Dr. Majalise Tolan  
Superintendent

District Office | Teaching & Learning Center  
1212 NE Fogarty Street, Newport, OR 97365  
PO Box 1110, Newport, OR 97365  
T 541-265-9211 | F 541-265-3059  
[www.lincoln.k12.or.us](http://www.lincoln.k12.or.us)

## Teacher Appreciation Week

WHEREAS, teachers mold future citizens through guidance and education; and

WHEREAS, teachers encounter students of widely differing backgrounds; and

WHEREAS, our country's future depends upon providing quality education to all students; and

WHEREAS, teachers spend countless hours preparing lessons, evaluating progress, counseling and coaching students and performing community service; and

WHEREAS, our community recognizes and supports its teachers in educating the children of this community.

NOW, THEREFORE, BE IT RESOLVED that the Lincoln County School District Board of Directors recognized May 4th, 2026 as TEACHER APPRECIATION WEEK; and

BE IT FURTHER RESOLVED that the Lincoln County School District Board of Directors strongly encourages all members of our community to join with it in personally expressing appreciation to our teachers for their dedication and devotion to their work throughout the entire year.

Adopted this 12th day of May, 2026.

Signed:

Chair, Lincoln County School District Board of Directors

Superintendent

4.d. LCEA Report

5. Consultant Reports/Staff Reports/Student Reports

5.a. Area Report. BG-1

---

# Taft Elementary School

2025-2026

---

# Reading and Math Data

Academics	Fall			Winter		
	<i>Schoolwide</i>	<i>SPED</i>	<i>EL</i>	<i>Schoolwide</i>	<i>SPED</i>	<i>EL</i>
iReady Math K-6	10%	3%	0%	16%	6%	11%
Acadience Reading K-6	45%	15%	11%	46%	17%	10%

---

# Ms. Galan's 4th Grade Students



5.b. Financial Report. BG-3

5.b.1. Monthly Financial Report

**General Fund Revenue & Expenditure Summary (Unaudited)**  
**Fiscal Year 2025-26**  
**Year To Date Transactions as of April 30, 2026 - UNAUDITED**

	Period 1 Actual July '25	Period 2 Actual Aug '25	Period 3 Actual Sept '25	Period 4 Actual Oct '25	Period 5 Actual Nov '25	Period 6 Actual Dec '25	Period 7 Actual Jan '26	Period 8 Actual Feb '26	Period 9 Actual March '26	Period 10 Actual April '26	Period 11 Projected May '26	Period 12 Projected June '26	Period 13 Projected July '26	Projected 2025-26 Totals	Adopted 2025-26 BUDGET	Year-To-Date 2025-26 Actuals	YTD Diff Budget vs. Projected	% of Budget
<b>REVENUES</b>																		
<b>LOCAL SOURCES:</b>																		
Current year's levy				86,762	37,845,135	3,204,429	1,456,668	222,727	1,345,345	258,585	173,936	1,180,286	512,633	46,199,745 *	46,319,020	44,332,889	(119,275)	96%
Prior years' taxes		171,229	139,791	86,762	61,844	111,207	85,018	42,149	26,067	217,402	36,228	108,326	26,528	1,112,551 *	805,000	941,468	307,551	117%
Interest on Investments	90,611	92,604	86,620	76,655	101,808	162,039	112,948	87,594	90,740	(118,428)	63,910	94,442	30,061	971,604	805,515	783,191	166,089	97%
Fees Charged to Grants				16,972	26,917	21,957	18,795	19,311	26,732	8,022	26,897	143,396	76,979	385,977	439,247	138,705	(53,270)	32%
Rentals												1,869	496	2,365	10,000	-	(7,635)	0%
Contributions														0		-	-	#DIV/0!
Other Local Income	25,383	(10,706)	689	29,289	99,993	27,636	168,509	48,019	112,143	59,907	105,884	130,580	359,596	1,156,922	1,169,587	560,862	(12,665)	48%
<b>INTERMEDIATE SOURCES:</b>																		
ESD - Severe Disab Support						230,542								230,542	246,000	230,542	(15,458)	94%
County School Fund					217,014			142,948				180,125		540,087 *	300,000	359,962	240,087	120%
Other, Hvy Eq Rent Tax, etc		1,250			78		1,557		1,611					4,496		4,496	4,496	#DIV/0!
<b>STATE SOURCES:</b>																		
SSF- Current Year	3,696,772	1,847,277	1,847,277	1,844,295	1,844,295	1,901,395	1,901,395	1,901,395	1,900,263	1,900,264	1,778,562			22,363,190	22,621,328	20,584,628	(258,138)	91%
SSF- Prior Year														0		-	-	#DIV/0!
Common School Fund								356,304					356,304	712,608 *	658,590	356,304	54,018	54%
State Timber				347,013				229,040					277,429	853,482 *	500,000	576,053	353,482	115%
Unrstd Grants, HCD, Wildfire								74			709,701			709,775	200,000	74	509,775	0%
<b>FEDERAL SOURCES:</b>																		
Federal Forest Fees									266,349	324,978				591,328		591,328	591,328	#DIV/0!
Foster Care Transp Reimb													50,000	50,000	50,000	-	-	0%
<b>OTHER RESOURCES:</b>																		
Interfund Transfer														0		-	-	#DIV/0!
Sale of Assets/Ins Proceeds			597											597		597	597	#DIV/0!
Beginning Fund Balance	15,192,860													15,192,860	13,924,568	15,192,860	1,268,292	109%
<b>Total Monthly Revenues</b>	<b>19,005,627</b>	<b>2,101,654</b>	<b>2,074,974</b>	<b>2,053,973</b>	<b>40,544,097</b>	<b>5,659,204</b>	<b>3,744,889</b>	<b>3,049,561</b>	<b>3,769,250</b>	<b>2,650,730</b>	<b>2,895,118</b>	<b>2,116,453</b>	<b>1,412,597</b>	<b>91,078,127</b>	<b>88,048,855</b>	<b>84,653,959</b>	<b>3,029,272</b>	<b>96%</b>
<b>CUMULATIVE RESOURCES</b>	<b>19,005,627</b>	<b>21,107,281</b>	<b>23,182,254</b>	<b>25,236,227</b>	<b>65,780,324</b>	<b>71,439,528</b>	<b>75,184,417</b>	<b>78,233,978</b>	<b>82,003,228</b>	<b>84,653,959</b>	<b>87,549,077</b>	<b>89,665,530</b>	<b>91,078,127</b>					

<b>EXPENDITURES</b>																		
Salaries (100)	588,666	773,418	2,890,752	2,974,597	3,120,130	2,928,024	2,933,819	3,064,189	2,937,300	2,930,400	3,071,529	7,071,825		35,284,649	35,239,168	25,141,295	45,481	71%
Employee benefits (200)	248,053	326,424	1,358,900	1,501,321	1,397,197	1,370,977	1,367,995	1,363,522	1,372,355	1,399,498	1,598,304	3,900,970		17,205,515	18,640,916	11,706,241	(1,435,401)	63%
Purchased services (300)	1,318,821	905,005	1,134,622	1,913,800	1,670,961	1,534,895	1,386,778	1,777,548	1,131,734	2,034,992	2,096,199	2,033,350	580,091	19,518,797	19,916,806	14,809,156	(398,009)	74%
Supplies (400)	102,433	204,326	281,184	123,145	83,318	86,708	115,027	53,969	48,019	137,971	184,751	274,066	205,885	1,900,803	2,114,981	1,236,101	(214,178)	58%
Capital outlay (500)											24,132	36,486	9,830	70,448	204,580	-	(134,132)	0%
Insurance/Other (600)	1,204,466	4,428	33,646	35,418	1,723	3,045	18,204	5,138	10,024	8,247	41,954	28,605	31,166	1,426,064	1,387,759	1,324,340	38,305	95%
Interfund Transfers (700)												1,345,198		1,345,198	1,345,198	-	-	0%
Contingency (800)														0	3,750,000	-	(3,750,000)	0%
Unappropriated Funds (800)														0	5,449,457	-	(5,449,457)	0%
<b>Total Monthly Expenditures</b>	<b>3,462,439</b>	<b>2,213,601</b>	<b>5,699,105</b>	<b>6,548,281</b>	<b>6,273,329</b>	<b>5,923,649</b>	<b>5,821,823</b>	<b>6,264,365</b>	<b>5,499,432</b>	<b>6,511,109</b>	<b>7,016,867</b>	<b>14,690,501</b>	<b>826,972</b>	<b>76,751,473</b>	<b>88,048,865</b>	<b>54,217,133</b>	<b>(11,297,392)</b>	<b>62%</b>
<b>CUMULATIVE EXPENDITURES</b>	<b>3,462,439</b>	<b>5,676,040</b>	<b>11,375,145</b>	<b>17,923,426</b>	<b>24,196,755</b>	<b>30,120,404</b>	<b>35,942,227</b>	<b>42,206,592</b>	<b>47,706,024</b>	<b>54,217,133</b>	<b>61,234,001</b>	<b>75,924,501</b>	<b>76,751,473</b>					
<b>Month-end Fund Balance</b>	<b>15,543,188</b>	<b>15,431,240</b>	<b>11,807,109</b>	<b>7,312,801</b>	<b>41,583,569</b>	<b>41,319,124</b>	<b>39,242,190</b>	<b>36,027,386</b>	<b>34,297,204</b>	<b>30,436,826</b>	<b>26,315,076</b>	<b>13,741,029</b>	<b>14,326,654</b>	<b>14,326,654</b>			<b>30,436,826</b>	

<b>Revenue Assumptions:</b>		<b>* Local Revenue - Projected</b>	<b>50,009,799</b>
Projection amounts based on Adopted Budget and avg % received during same time period over past 8 years		Local Revenue included in 5/1/25 SSF Estimate	48,636,627
25-26 SSF Adj (\$96,701) less Food Services State Match (\$25,000)		<b>Estimated 2024/25 SSF Adjustment (May 2026)</b>	<b>(1,373,172)</b>
24-25 Final SSF Reconciliation \$954,461 & 24-25 Final High Cost Disability Payment (\$244,760)		<b>Anticipated Ending Fund Balance</b>	<b>12,953,482</b>
2024-25 Federal Forest Fees		Less Unappropriated Ending Fund Balance (7% Required) & Contingency	(9,199,457) Restricted
		Less Estimated Building Ending Fund Balance for use in 2025-26	(1,000,228) Restricted
		<b>Excess Ending Fund Balance</b>	<b>2,753,798</b>

	Monthly ADMr - Prior Years						Monthly ADMr	YTD ADMr	Yr to Yr Diff	Budgeted	YTD Budget Diff
	2019-20	2020-21	2021-22	2022-23	2023-24	2024-25					
<b>Excess Ending Fund Balance Sources:</b>											
Beginning Fund Balance Excess	1,268,292						4,641.8	4,641.8	(133.8)	4,536.5	105.3
Facilities/Maint Payroll to Bond	192,514	This number will grow each month					4,643.9	4,641.6	(123.8)		105.1
Tech Payroll to Bond	18,886	This number will grow each month					4,626.9	4,624.2	(130.8)		87.7
23-24 Federal Forest Fees	266,349						4,609.3	4,631.3	(137.3)		94.8
24-25 Federal Forest Fees	324,978						4,610.4	4,626.1	(116.4)		89.6
24-25 SSF Reconciliation	509,775						5,599.5	4,622.0	(117.1)		85.5
Operations	173,003						4,581.3	4,616.4	(128.5)		79.9
							4,550.5	4,606.6	(150.0)		70.1
<b>Total</b>	<b>2,753,798</b>										

Difference	(478.90)	32.40	(50.40)	(155.96)	(229.04)						
------------	----------	-------	---------	----------	----------	--	--	--	--	--	--

**Lincoln County School District**  
**2025-26 Monthly Comparison - General Fund Projected to Actual**  
**April 2026**

REVENUES	Projected**	Actual	Actual Compared to Projected	Comments
<b>LOCAL SOURCES:</b>				
Current year's levy	165,252	258,585	93,334	*
Prior years' taxes		217,402	217,402	*
Interest on Investments	60,400	(178,240)	(238,640)	Fund 331 Seg Int Adjust
Fees Charged to Grants	42,995	8,022	(34,973)	Expense/timing varies
Rentals	1,273		(1,273)	
Contributions			-	
Other Local Income	88,556	59,907	(28,648)	
<b>INTERMEDIATE SOURCES:</b>				
ESD - Severe Disability Support			-	
County School Fund			-	*
Other, Hvy Eq Rent Tax, etc			-	
<b>STATE SOURCES:</b>				
SSF- Current Year	1,875,264	1,900,264	25,000	*
SSF- Prior Year			-	*
Common School Fund			-	*
State Timber			-	*
Unrestricted Grants			-	*
<b>FEDERAL SOURCES:</b>				
Federal Forest Fees		324,978	324,978	24-25 Receipt
Foster Care Transport Reimb			-	
<b>OTHER RESOURCES:</b>				
Interfund Transfer			-	
Sale of Assets/Ins Proceeds			-	
Beginning Fund Balance			-	
<b>Total Monthly Revenue</b>	<b>2,233,739</b>	<b>2,590,918</b>	<b>357,180</b>	
<b>EXPENDITURES</b>				
Salaries (100)	2,872,430	2,930,400	57,970	
Employee benefits (200)	1,552,980	1,399,498	(153,481)	
Purchased services (300)	1,722,361	2,034,992	312,631	Incl March Transp Inv
Supplies (400)	161,260	137,971	(23,289)	
Capital outlay (500)	24,509		(24,509)	
Insurance/Other (600)	9,732	8,247	(1,484)	
Interfund Transfers (700)			-	
Contingency (800)				
Unappropriated Funds (800)				
<b>Total Monthly Expenditures</b>	<b>6,343,271</b>	<b>6,511,109</b>	<b>167,838</b>	

\*Indicates SSF formula revenue -- excesses are returned to the State

\*\* Projections based on budget and average % received/expended during same time period over past 7 years. Updated 12/4/25

**Lincoln County School District**  
**2025-26 General Fund - Purchased Services Monthly Comparison**  
**April 2026**

	July	Aug	Sept	Oct	Nov	Dec	Jan	Feb	March	April	May	June	YTD Total
Prof Instruction Svcs	400	988	29,919	73,764	62,803	47,616	52,822	54,353	51,863	44,871			419,399
Cleaning Services	195,560	195,560	195,560	195,560	195,560	195,560		391,121	200,876	196,937			1,962,296
Repairs & Maint	45,180	59,774	28,638	24,319	10,191	17,292	29,105	9,828	26,905	21,189			272,420
Rentals	1,615	29,368	1,615	8,440	2,403	4,638	3,077	1,702	1,425	2,215			56,499
Utilities	134	36,667	115,382	120,757	137,600	159,969	182,761	173,014	175,123	164,310			1,265,718
Transportation	77	3,668	190,620	B 874,441	681,519	508,716	519,057	639,106	126,806	D 1,095,091			4,639,102
Travel	1,862	7,149	756	4,138	8,368	3,163	3,730	15,405	5,988	3,067			53,628
Telephone		8,522	4,330	12,695	4,688	9,663	17,195	5,530	16,095	24,715			103,434
Postage	2,042	1,529	3,515	3,879	2,176	5,719	2,060	5,475	2,303	1,706			30,405
Advertising	115	15							5	700			835
Printing & Binding	4,147	4,956	15,655	12,375	10,503	7,273	13,012	4,028	15,400	4,243			91,593
Data Lines		390	300	492	195	127	231	128	254	197			2,314
Charter School Pmts	1,027,152	513,577	513,577	513,577	513,577	513,577	513,577	C 439,315	439,315	439,314			5,426,558
Tuition		33,166	33,166	32,096	33,166	32,096	33,166	33,166	29,956	33,166			293,142
Audit Services				15,000			2,925						17,925
Legal Services		300	1,476	19,976	6,974	4,082	4,030	4,292	2,030	151			43,309
Architect/Engr Svcs				1,065	400								1,465
Neg/Labor Consltg							1,630						1,630
Managemnt Svcs						23,276							23,276
Data/Tech Svcs										2,500			2,500
Election Services													-
Other Gen Prof Svcs	40,537	9,375	112	1,227	838	2,127	8,400	1,084	37,391	619			101,710
<b>Total</b>	<b>1,318,821</b>	<b>905,005</b>	<b>1,134,622</b>	<b>1,913,800</b>	<b>1,670,961</b>	<b>1,534,895</b>	<b>1,386,778</b>	<b>1,777,548</b>	<b>1,131,734</b>	<b>2,034,992</b>	<b>-</b>	<b>-</b>	<b>14,809,156</b>

**For Reference Only:**

Less Transportation	(77)	(3,668)	(190,620)	(874,441)	(681,519)	(508,716)	(519,057)	(639,106)	(126,806)	(1,095,091)	-	-	
Charter Sch Pmts	(1,027,152)	(513,577)	(513,577)	(513,577)	(513,577)	(513,577)	(513,577)	(439,315)	(439,315)	(439,314)	-	-	

<b>Balance of Purchased Services</b>	<b>291,593</b>	<b>387,760</b>	<b>430,425</b>	<b>525,782</b>	<b>475,865</b>	<b>512,602</b>	<b>354,144</b>	<b>699,127</b>	<b>565,613</b>	<b>500,587</b>	<b>-</b>	<b>-</b>	<b>A</b>
--------------------------------------	----------------	----------------	----------------	----------------	----------------	----------------	----------------	----------------	----------------	----------------	----------	----------	----------

**Notes:**

A: Removing Transportation & Charter Payments with their irregular payment patterns from the totals smooths the monthly totals for comparison purposes. For Reference Only.

B: Includes July - Sept Invoices with Fixed Costs

C: Adjusted payments to 2/20/26 SSF Estimate

D: Includes February Transportation Invoice paid April 1st

**LINCOLN COUNTY SCHOOL DISTRICT**

	<u>Budget</u>	<u>Encumb'd</u>	<u>YTD Actual</u>	<u>Remaining</u>
<b>Special Revenues &amp; Grants (200-285 &amp; 900-994)</b>				
Revenues:				
Local	2,644,752		1,367,343	1,277,409
Intermediate				
State	4,887,124		1,049,402	3,837,721
Federal	8,116,673		2,886,944	5,229,729
Beg. Fund Balance *	2,946,543		2,830,894	115,649
<b>Total Revenues</b>	<b>18,595,092</b>		<b>8,134,583</b>	<b>10,460,508</b>
Expenditures:				
Instruction	5,493,536	1,202,081	2,440,033	1,851,421
Support Services	8,397,531	696,074	2,427,669	5,273,787
Enterprise	854,442	57,283	245,337	551,822
Facilities Acq & Const	3,849,584	151,091	235,095	3,463,398
End Fund Bal/Tfrs				0
<b>Total Expenditures</b>	<b>18,595,092</b>	<b>2,106,529</b>	<b>5,348,135</b>	<b>11,140,428</b>
<b>Fund Balance</b>			<b>2,786,449</b> ***	
<b>Indigenous Peoples (286)</b>				
Revenues:				
Local				
Fund Tfrs/Asset Sales				0
Beg. Fund Balance*	86,279		186,279	(100,000)
<b>Total Revenues</b>	<b>86,279</b>	<b>0</b>	<b>186,279</b>	<b>(100,000)</b>
Expenditures:				
Instruction	86,279	4,010	4,011	78,258
Support Services			1,682	(1,682)
End Fund Balance				0
<b>Total Expenditures</b>	<b>86,279</b>	<b>4,010</b>	<b>5,693</b>	<b>76,575</b>
<b>Fund Balance</b>			<b>180,586</b>	
Less Encumbered			4,010	
<b>Available for Expenditure</b>			<b>176,575</b>	
<b>Musical Instruments (287)</b>				
Revenues:				
Transfers				0
Beg. Fund Balance*	433,661		533,656	(99,995)
<b>Total Revenues</b>	<b>433,661</b>		<b>533,656</b>	<b>(99,995)</b>
Expenditures:				
Instruction	393,000			393,000
Support Services	40,661			40,661
End Fund Balance				0
<b>Total Expenditures</b>	<b>433,661</b>	<b>0</b>	<b>0</b>	<b>433,661</b>
<b>Fund Balance</b>			<b>533,656</b>	
Less Encumbered			0	
<b>Available for Expenditure</b>			<b>533,656</b>	

**2025-26 SPECIAL REVENUE FUNDS FINANCIAL STATEMENTS As of April 30, 2026 - UNAUDITED**

	<u>Budget</u>	<u>Encumb'd</u>	<u>YTD Actual</u>	<u>Remaining</u>
<b>Pre-School Promise (288)</b>				
Revenues:				
State	596,080		330,179	265,901
Beg. Fund Balance*			0	0
<b>Total Revenues</b>	<b>596,080</b>		<b>330,179</b>	<b>265,901</b>
Expenditures:				
Instruction	525,968	126,579	345,776	53,612
Support Services	50,996	15,906	32,865	2,226
Enterprise	19,116			19,116
Facilities Acq & Const				
End Fund Balance				
<b>Total Expenditures</b>	<b>596,080</b>	<b>142,485</b>	<b>378,641</b>	<b>74,954</b>
<b>Fund Balance</b>			<b>(48,462)</b> ***	
<b>Student Investment Account (289/989)</b>				
Revenues:				
State	5,037,550		3,778,162	1,259,387
Beg. Fund Balance*				0
<b>Total Revenues</b>	<b>5,037,550</b>		<b>3,778,162</b>	<b>1,259,387</b>
Expenditures:				
Instruction	2,541,627	704,395	1,516,462	320,770
Support Services	2,231,186	791,050	1,462,368	(22,232)
Enterprise	264,736		246,321	18,415
Facilities Acq & Const				0
End Fund Balance				
<b>Total Expenditures</b>	<b>5,037,550</b>	<b>1,495,444</b>	<b>3,225,151</b>	<b>316,954</b>
<b>Fund Balance</b>			<b>553,011</b> ***	
<b>Curriculum (290)</b>				
Revenues:				
Local	80,000		160,585	(80,585)
Transfers	500,000			500,000
Beg. Fund Balance*	5,440,952		4,908,824	532,128
<b>Total Revenues</b>	<b>6,020,952</b>		<b>5,069,409</b>	<b>951,543</b>
Expenditures:				
Instruction	1,098,000	149,843	578,648	369,508
Support Services				0
Contingency	4,922,952			4,922,952
End Fund Balance				
<b>Total Expenditures</b>	<b>6,020,952</b>	<b>149,843</b>	<b>578,648</b>	<b>5,292,460</b>
<b>Fund Balance</b>			<b>4,490,760</b>	
Less Encumbered			0	
<b>Available for Expenditure</b>			<b>4,490,760</b>	

	<u>Budget</u>	<u>Encumb'd</u>	<u>YTD Actual</u>	<u>Remaining</u>
<b>Small Schools Grant (291) WHS &amp; Toledo Jr/Sr HS</b>				
Revenues:				
Local			5,807	(5,807)
State	72,519			72,519
Beg. Fund Balance *	205,142		172,991	32,151
<b>Total Revenues</b>	<b>277,661</b>		<b>178,798</b>	<b>98,863</b>
Expenditures:				
Instruction	180,216	5,759	20,034	154,423
Support Services	24,926	2,046	11,636	11,244
Enterprise				0
Facilities Acq & Const				
Conting/End Fund Bal	72,519			72,519
<b>Total Expenditures</b>	<b>277,661</b>	<b>7,805</b>	<b>31,671</b>	<b>238,185</b>
<b>Fund Balance</b>			<b>147,127</b>	
Less Encumbered			7,805	
<b>Available for Expenditure</b>			<b>139,322</b>	
<b>High School Success (292)</b>				
Revenues:				
State	1,534,608		1,150,956	383,652
Beg. Fund Balance *				0
<b>Total Revenues</b>	<b>1,534,608</b>		<b>1,150,956</b>	<b>383,652</b>
Expenditures:				
Instruction	812,675	260,633	432,986	119,057
Support Services	721,933	111,858	280,024	330,050
Facilities Acq & Const				0
End Fund Balance				
<b>Total Expenditures</b>	<b>1,534,608</b>	<b>372,491</b>	<b>713,010</b>	<b>449,107</b>
<b>Fund Balance</b>			<b>437,946</b> ***	
<b>Building Maintenance (293)</b>				
Revenues:				
Local	50,000		85,284	(35,284)
Federal				
Fund Tfrs/Asset Sales				0
Beg. Fund Balance *	2,185,005		2,433,348	(248,343)
<b>Total Revenues</b>	<b>2,235,005</b>		<b>2,518,632</b>	<b>(283,627)</b>
Expenditures:				
Instruction	375,000			375,000
Support Services	675,000	96,127	138,411	440,463
Facilities Acq & Const	1,185,005	67,790	244,406	872,809
End Fund Bal/Tfrs				
<b>Total Expenditures</b>	<b>2,235,005</b>	<b>163,917</b>	<b>382,817</b>	<b>1,688,271</b>
<b>Fund Balance</b>			<b>2,135,815</b>	
Less Encumbered			163,917	
<b>Available for Expenditure</b>			<b>1,971,898</b>	

\* Beginning Fund Balances are Audited

\*\* Fund Balances do NOT include encumbered expenditures

\*\*\* Reimbursement Basis Grants, revenue received after funds expended, negative or low fund balance is normal

**LINCOLN COUNTY SCHOOL DISTRICT**

	<u>Budget</u>	<u>Encumb'd</u>	<u>YTD Actual</u>	<u>Remaining</u>
<b>Food Services (294)</b>				
Revenues:				
Local	269,150		88,758	180,392
State	125,000		26,902	98,098
Federal	3,326,636		1,895,816	1,430,820
Sale/Loss of Assets			76,537	(76,537)
Beg. Fund Balance *	100,000		196,889	(96,889)
<b>Total Revenues</b>	<b>3,820,786</b>		<b>2,284,903</b>	<b>1,535,883</b>
Expenditures:				
Instruction	68,210	12,730	58,725	(3,244)
Support Services	37,724	6,281	28,940	2,503
Enterprise	3,714,852	1,163,589	2,108,224	443,039
<b>Total Expenditures</b>	<b>3,820,786</b>	<b>1,182,600</b>	<b>2,195,889</b>	<b>442,297</b>
<b>Fund Balance</b>			<b>89,014</b>	<b>***</b>
<b>Student Activities (295)</b>				
Revenues:				
Local	1,380,723		1,293,569	87,154
Beg. Fund Balance *	1,500,000		1,303,089	196,911
<b>Total Revenues</b>	<b>2,880,723</b>		<b>2,596,658</b>	<b>284,065</b>
Expenditures:				
Instruction	1,500,723	139,591	1,087,854	273,279
Support Services	110,000	3,662	16,688	89,650
Enterprise	100,000	46	30,791	69,162
Facilities Acq & Const		31,470		(31,470)
Contingency	1,170,000			1,170,000
<b>Total Expenditures</b>	<b>2,880,723</b>	<b>174,769</b>	<b>1,135,333</b>	<b>1,570,621</b>
<b>Fund Balance</b>			<b>1,461,325</b>	
Less Encumbered			<u>174,769</u>	
<b>Available for Expenditure</b>			<b>1,286,555</b>	
<b>Outdoor School for All (296)</b>				
Revenues:				
State	186,114		1,000	185,114
<b>Total Revenues</b>	<b>186,114</b>		<b>1,000</b>	<b>185,114</b>
Expenditures:				
Instruction	173,391	4,385	29,356	139,651
Support Services	12,722		179	12,543
<b>Total Expenditures</b>	<b>186,114</b>	<b>4,385</b>	<b>29,535</b>	<b>152,194</b>
<b>Fund Balance</b>			<b>(28,535)</b>	<b>***</b>
<b>Technology (298)</b>				
Revenues:				
Local	20,515		166,243	(145,728)
Transfers	500,000			500,000
Beg. Fund Balance*	4,475,000		4,438,189	36,811
<b>Total Revenues</b>	<b>4,995,515</b>		<b>4,604,432</b>	<b>391,083</b>
Expenditures:				
Instruction	334,000	101,444		232,556
Support Services	463,989	599,428	214,038	(349,478)
Contingency	1,000,000			1,000,000
End Fund Balance	3,197,526	3,197,526		0
<b>Total Expenditures</b>	<b>4,995,515</b>	<b>3,898,398</b>	<b>214,038</b>	<b>883,079</b>
<b>Fund Balance</b>			<b>4,390,394</b>	
Less Encumbered			<u>3,898,398</u>	
<b>Available for Expenditure</b>			<b>491,996</b>	

**2025-26 SPECIAL REVENUE FUNDS FINANCIAL STATEMENTS As of April 30, 2026 - UNAUDITED**

	<u>Budget</u>	<u>Encumb'd</u>	<u>YTD Actual</u>	<u>Remaining</u>
<b>Vehicle Replacement (299)</b>				
Revenues:				
Local	128,500		4,615	123,885
Sale of Assets				0
Beg. Fund Balance *	96,557		163,144	(66,587)
<b>Total Revenues</b>	<b>225,057</b>		<b>167,759</b>	<b>57,298</b>
Expenditures:				
Support Services	225,057	0	75,376	149,681
End Fund Balance				
<b>Total Expenditures</b>	<b>225,057</b>	<b>0</b>	<b>75,376</b>	<b>149,681</b>
<b>Fund Balance</b>			<b>92,383</b>	
Less Encumbered			<u>0</u>	
<b>Available for Expenditure</b>			<b>92,383</b>	
<b>PERS Bonds Debt Service (320)</b>				
Revenues:				
Local	4,850,636		3,048,778	1,801,858
Beg. Fund Balance *	7,162,566		8,843,137	(1,680,571)
<b>Total Revenues</b>	<b>12,013,202</b>		<b>11,891,916</b>	<b>121,286</b>
Expenditures:				
Debt Service	6,167,240		401,120	5,766,120
End Fund Balance	5,845,962			5,845,962
<b>Total Expenditures</b>	<b>12,013,202</b>	<b>0</b>	<b>401,120</b>	<b>11,612,082</b>
<b>Fund Balance</b>			<b>11,490,796</b>	
<b>GO Bonds Debt Service (330 &amp; 331)</b>				
Revenues:				
Local	6,179,420		6,026,399	153,021
Transfers	6,695,000			6,695,000
Beg. Fund Balance *	8,862,585		9,447,305	(584,720)
<b>Total Revenues</b>	<b>21,737,005</b>		<b>15,473,705</b>	<b>6,263,300</b>
Expenditures:				
Debt Service	15,042,000		20,426	15,021,574
Transfers	6,695,005			6,695,005
End Fund Balance				0
<b>Total Expenditures</b>	<b>21,737,005</b>	<b>0</b>	<b>20,426</b>	<b>21,716,579</b>
<b>Fund Balance</b>			<b>15,453,279</b>	
<b>Capital Construction Fund (405)</b>				
Revenues:				
Local	620,000		596,169	23,831
Beg. Fund Balance *	1,944,505		1,971,770	(27,265)
<b>Total Revenues</b>	<b>2,564,505</b>		<b>2,567,939</b>	<b>(3,434)</b>
Expenditures:				
Support Services	510,000		42,999	467,001
Facilities Acq & Const	2,054,505	500,000	392,246	1,162,259
<b>Total Expenditures</b>	<b>2,564,505</b>	<b>500,000</b>	<b>435,245</b>	<b>1,629,260</b>
<b>Fund Balance</b>			<b>2,132,694</b>	
Less Encumbered			<u>500,000</u>	
<b>Available for Expenditure</b>			<b>1,632,694</b>	
* Beginning Fund Balances are Audited				
** Fund Balances do NOT include encumbered expenditures				
*** Reimbursement Basis Grants, revenue received after funds expended, negative or low fund balance is normal				

	<u>Budget</u>	<u>Encumb'd</u>	<u>YTD Actual</u>	<u>Remaining</u>
<b>OSCIM Grant - Capital Construction Fund (426)</b>				
Revenues:				
State				0
Beg. Fund Balance *				0
<b>Total Revenues</b>	<b>0</b>		<b>0</b>	<b>0</b>
Expenditures:				
Support Services				0
Facilities Acq & Const				0
<b>Total Expenditures</b>	<b>0</b>	<b>0</b>	<b>0</b>	<b>0</b>
<b>Fund Balance</b>			<b>0</b>	
Less Encumbered			<u>0</u>	
<b>Available for Expenditure</b>			<b>0</b>	
<b>Future Property Purchases Reserve (420)</b>				
Revenues:				
Local	25,000		43,322	(18,322)
Fund Trfs/Asset Sales				
Beg. Fund Balance *	1,156,355		1,182,565	(26,210)
<b>Total Revenues</b>	<b>1,181,355</b>		<b>1,225,887</b>	<b>(44,532)</b>
Expenditures:				
Facilities Acq & Const	1,181,350			1,181,350
Transfers	5			
<b>Total Expenditures</b>	<b>1,181,355</b>			<b>1,181,355</b>
<b>Fund Balance</b>			<b>1,225,887</b>	
<b>Dental/Vision Self Insurance (610)</b>				
Revenues:				
Local	1,011,583		698,709	312,874
Beg. Fund Balance *	1,356,628		1,332,871	23,757
<b>Total Revenues</b>	<b>2,368,211</b>		<b>2,031,580</b>	<b>336,631</b>
Expenditures:				
Support Services	988,107		829,106	159,001
Contingency	1,380,104			1,380,104
<b>Total Expenditures</b>	<b>2,368,211</b>		<b>829,106</b>	<b>1,539,105</b>
<b>Fund Balance</b>			<b>1,202,475</b>	
Less Encumbered			<u>0</u>	
<b>Available for Expenditure</b>			<b>1,202,475</b>	
<b>District Medical Group HRA (620)</b>				
Revenues:				
Local	910,000		811,564	98,436
Beg. Fund Balance	3,217,270		3,438,617	(221,347)
<b>Total Revenues</b>	<b>4,127,270</b>		<b>4,250,181</b>	<b>(122,911)</b>
Expenditures:				
Support Services	1,114,655	36,040	490,264	588,351
End Fund Balance	3,012,615			3,012,615
<b>Total Expenditures</b>	<b>4,127,270</b>	<b>36,040</b>	<b>490,264</b>	<b>3,600,966</b>
<b>Fund Balance</b>			<b>3,759,917</b>	
Less Encumbered			<u>36,040</u>	
<b>Available for Expenditure</b>			<b>3,723,877</b>	

**LINCOLN COUNTY SCHOOL DISTRICT**  
**Bills & Claims Over \$25,000 - All Funds**  
**2025-26 Fiscal Year**  
**April 2026**

<b>Date</b>	<b>Payee</b>	<b>Description</b>	<b>Amount</b>
04/03/26	EDDYVILLE CHARTER SCHOOL	SIA GRANT REIMBURSEMENT	\$ 27,716.07
04/03/26	FIRST STUDENT, INC.	STUDENT TRANSPORTATION - FEBRUARY	\$ 496,899.44
04/10/26	SODEXO, INC & AFFILIATES (CUST)	2025-26 CONTRACTED SERVICES	\$ 201,322.87
04/17/26	ZCS ENGINEERING INC	ENGINEER SERVICES-YVE SEISMIC GRANT	\$ 42,301.00
04/17/26	WAXIE	CUSTODIAL SUPPLIES-VARIOUS LOCATIONS	\$ 49,668.21
04/17/26	SODEXO, INC & AFFILIATES (CAFE)	MONTHLY CONTRACTED SERVICES	\$ 241,256.10
04/17/26	LATHAM CENTERS, INC.	TUITION-SPECIAL ED OUT OF STATE PLACEMENT	\$ 33,165.66
04/17/26	EDDYVILLE CHARTER SCHOOL	2025-26 SSF PAYMENTS	\$ 263,839.68
04/17/26	FIRST STUDENT, INC.	STUDENT TRANSPORTATION - MARCH	\$ 546,181.20
04/17/26	SILETZ VALLEY CHARTER SCHOOL	2025-26 SSF PAYMENTS	\$ 123,546.85

**LINCOLN COUNTY SCHOOL DISTRICT  
INVESTMENT REPORT  
April 30, 2026**

**Piper Sandler & Co Brokerage Account, Bank of New York - Pershing  
US Treasury Fixed Income Securities 3.54%**

Beginning Balance	\$ 20,117,226
Additions	172,452
Reductions	
<b>Ending Balance</b>	<b>\$ 20,289,678</b>

**Oregon State Treasury - Local Government Investment Pool**

Beginning Balance	\$ 49,958,356
Additions	2,055,679
Reductions	6,000,000
<b>Ending Balance</b>	<b>\$ 46,014,035</b>

**Oregon State Treasury - Local Government Investment Pool - 2002 PERS Bonds**

Beginning Balance	\$ 2,497,192
Additions	265,451
Reductions	-
<b>Ending Balance</b>	<b>\$ 2,762,643</b>

**Oregon State Treasury - Local Government Investment Pool - 2003 PERS Bonds**

Beginning Balance	\$ 2,833,270
Additions	302,315
Reductions	-
<b>Ending Balance</b>	<b>\$ 3,135,585</b>

**Oregon Coast Bank - Money Market Account**

Beginning Balance	\$ 10,703,464
Additions	4,972,039
Reductions	3,600,000
<b>Ending Balance</b>	<b>\$ 12,075,503</b>

**Oregon Coast Bank - 9 Month Time CD (Fund 331 QSCB Sinking Fund)  
3.94%**

Beginning Balance	\$ 1,936,798
Additions	-
Reductions	1,936,798
<b>Ending Balance</b>	<b>\$ -</b>

**Monthly Totals**

Beginning Balance	\$ 67,929,080
Additions	\$ 7,595,484
Reductions	\$ 11,536,798
<b>Ending Balance</b>	<b>\$ 63,987,766</b>

**Interest Rates**

	<u>Feb</u>	<u>Mar</u>	<u>Apr</u>
<b>LGIP</b>	<b>4.04%</b>	<b>4.00%</b>	<b>4.00%</b>
<b>Oregon Coast Bank</b>	<b>4.05%</b>	<b>4.05%</b>	<b>4.05%</b>

## 5.b.2. Monthly Financial Report - Bonds

**LINCOLN COUNTY SCHOOL DISTRICT  
BOND CAPITAL CONSTRUCTION FUND 425  
UNAUDITED FINANCIAL STATEMENTS  
As of April 30, 2026**

	Budget	Encumb'd	Actual	Remaining
<b>2024-25 Revised per Auditor</b>				
Revenues:				
Local - Interest				
Bond Proceeds				
Fund Tfrs/Asset Sales				
Beg. Fund Balance *				
<b>Total Revenues</b>				
Expenditures:				
Instruction				
Support Services				
Facilities Acq & Const			301,154	
Debt Service				
End Fund Bal/Tfrs				
<b>Total Expenditures</b>			301,154	
<b>Fund Balance</b>			<b>(301,154)</b>	
Less Encumbered			0	
<b>Available for Expenditure</b>			<b>(301,154)</b>	
<b>2025-26</b>				
Revenues:				
Local - Interest			618,020	(618,020)
Bond Proceeds	68,878,330		78,754,146	(9,875,816)
Fund Tfrs/Asset Sales				
Beg. Fund Balance *			(301,154)	301,154
<b>Total Revenues</b>	<b>68,878,330</b>		<b>79,071,013</b>	<b>(10,192,683)</b>
Expenditures:				
Instruction				
Support Services			447,951	(447,951)
Facilities Acq & Const	68,878,330	4,763,583	9,226,127	54,888,621
Debt Service			111,392	(111,392)
End Fund Bal/Tfrs				
<b>Total Expenditures</b>	<b>68,878,330</b>	<b>4,763,583</b>	<b>9,785,469</b>	<b>54,329,278</b>
<b>Fund Balance</b>			<b>69,285,544</b>	
Less Encumbered			4,763,583	
<b>Available for Expenditure</b>			<b>64,521,961</b>	

**Bond Capital Construction Fund Revenue & Expenditure Summary (Unaudited)**

**Fiscal Year 2025-26**

**Year To Date Transactions as of April 30, 2026 - UNAUDITED**

	Period 1 Actual July '25	Period 2 Actual Aug '25	Period 3 Actual Sept '25	Period 4 Actual Oct '25	Period 5 Actual Nov '25	Period 6 Actual Dec '25	Period 7 Actual Jan '26	Period 8 Actual Feb '26	Period 9 Actual March '26	Period 10 Projected April '26	Period 11 Projected May '26	Period 12 Projected June '26	Period 13 Projected July '26	Projected 2025-26 Totals	Updated 2025-26 BUDGET	Year-To-Date 2025-26 Actuals	YTD Diff Budget vs. Projected	% of Budget
<b>REVENUES</b>																		
Beginning Fund Balance	(301,154)													(301,154)		(301,154)		
Bond Proceeds		78,754,146												78,754,146		78,754,146		
Investments Purchased		(59,146,563)												(59,146,563)		(59,146,563)		
Sale of Investments										18,300,000			18,300,000	36,600,000		18,300,000		
LGIP														-		-		
Interest Earned		61,107	21,037	229,903	57,132	46,313	43,594	35,790	33,673	89,472	46,100	133,313		797,433		618,020		
<b>Total Monthly Revenues</b>	<b>(301,154)</b>	<b>19,668,690</b>	<b>21,037</b>	<b>229,903</b>	<b>57,132</b>	<b>46,313</b>	<b>43,594</b>	<b>35,790</b>	<b>33,673</b>	<b>18,389,472</b>	<b>46,100</b>	<b>133,313</b>	<b>18,300,000</b>	<b>56,703,862</b>	<b>0</b>	<b>38,224,449</b>	<b>0</b>	<b>0</b>
<b>CUMULATIVE RESOURCES</b>	<b>(301,154)</b>	<b>19,367,536</b>	<b>19,388,573</b>	<b>19,618,476</b>	<b>19,675,608</b>	<b>19,721,921</b>	<b>19,765,515</b>	<b>19,801,305</b>	<b>19,834,977</b>	<b>38,224,449</b>	<b>38,270,549</b>	<b>38,403,862</b>	<b>56,703,862</b>					
<b>EXPENDITURES</b>																		
Salaries (100)	63,904	75,280	61,709	62,523	59,536	67,815	62,859	73,031	67,916	25,618	25,256	25,255		670,701	310,768	620,190		
Employee benefits (200)	27,000	31,300	24,954	26,163	26,367	27,284	27,158	33,473	30,289	10,880	10,719	10,719		286,305	120,457	264,867		
Purchased services (300)	16,047	98,044	55,607	141,821	124,821	73,232	132,040	153,688	381,504	93,670	177,329	177,329		1,625,133		1,270,475		
Supplies (400)	494	12,719	1,699	3,084	375	771		704	-		321			20,167		19,846		
Capital outlay (500)	381,606	735,228	1,017,324	1,169,381	399,227	386,560	1,104,836	348,235	681,958	873,561	2,169,202	2,169,202		11,436,321	68,447,105	7,097,917		
Insurance/Other (600)		418,643	11,750	3,328	58,106	3,059	735	150	13,374	3,029	(1,750)			510,424		512,174		
Interfund Transfers (700)														-		-		
Contingency (800)														-		-		
Unappropriated Funds (800)														-		-		
<b>Total Monthly Expenditures</b>	<b>489,051</b>	<b>1,371,214</b>	<b>1,173,044</b>	<b>1,406,301</b>	<b>668,433</b>	<b>558,720</b>	<b>1,327,628</b>	<b>609,281</b>	<b>1,175,040</b>	<b>1,006,758</b>	<b>2,381,077</b>	<b>2,382,505</b>	<b>-</b>	<b>14,549,052</b>	<b>68,878,330</b>	<b>9,785,470</b>	<b>54,329,278</b>	<b>14%</b>
<b>CUMULATIVE EXPENDITURES</b>	<b>489,051</b>	<b>1,860,265</b>	<b>3,033,308</b>	<b>4,439,610</b>	<b>5,108,042</b>	<b>5,666,762</b>	<b>6,994,391</b>	<b>7,603,672</b>	<b>8,778,712</b>	<b>9,785,470</b>	<b>12,166,547</b>	<b>14,549,052</b>	<b>14,549,052</b>					
<b>Month-end Fund Balance</b>	<b>(790,205)</b>	<b>17,507,271</b>	<b>16,355,265</b>	<b>15,178,866</b>	<b>14,567,566</b>	<b>14,055,159</b>	<b>12,771,124</b>	<b>12,197,633</b>	<b>11,056,265</b>	<b>28,438,979</b>	<b>26,104,002</b>	<b>23,854,810</b>	<b>42,154,810</b>	<b>42,154,810</b>				

**Revenue Assumptions:**

Investments proceeds based on investment maturities.

Interest estimated as of most recent investements statement.

**Expenditure Assumptions:**

Represents full budget of current projects begun, not the annual budget. Will be adjusted by year end to actuals to around \$19,000,00.

Future months estimates reflect current encumbrances only

Prior Period Adjustments - Facilities & Tech Staff payroll movement from General Fund

**Lincoln County School District  
2025-26 Bond Funds - Purchased Services Monthly Comparison  
April 2026**

	July	Aug	Sept	Oct	Nov	Dec	Jan	Feb	March	April	May	June	YTD Total
Prof Instruction Svcs													-
Cleaning Services													-
Repairs & Maint	66	262	297		204								828
Rentals									4,000	2,000			6,000
Utilities									603	371			974
Transportation													-
Travel		1,476	1,339	1,108	1,263	55	1,839	990	59	2,127			10,255
Telephone		603		1,210		600	1,199		140	(2,489)			1,262
Postage													-
Advertising	810	136			217	489	427	209	95	165			2,548
Printing & Binding	472	151	1,168	185	163	285	151	514	270	151			3,508
Data Lines				17	17		35		69	35			173
Charter School Pmts													-
Tuition													-
Audit Services													-
Legal Services		86,406	1,249	394	2,281	1,069	281	313					91,993
Architect/Engr Svcs	14,700	9,012	51,553	138,889	120,676	70,735	128,109	151,662	376,268	91,311			1,152,915
Neg/Labor Consltg													-
Managemnt Svcs													-
Data/Tech Svcs													-
Election Services													-
Other Gen Prof Svcs				19									19
<b>Total</b>	<b>16,047</b>	<b>98,044</b>	<b>55,607</b>	<b>141,821</b>	<b>124,821</b>	<b>73,232</b>	<b>132,040</b>	<b>153,688</b>	<b>381,504</b>	<b>93,670</b>	<b>-</b>	<b>-</b>	<b>1,270,475</b>

Notes:

**LINCOLN COUNTY SCHOOL DISTRICT**  
**Bills & Claims Over \$25,000 - BOND Funds**  
**2025-26 Fiscal Year**  
**April 2026**

<b>Date</b>	<b>Payee</b>	<b>Description</b>	<b>Amount</b>
04/10/26	PORT'S CONTRACTING LLC	SVCS FOR PERF ARTS FAC-WHS	\$ 27,000.00
04/13/26	AMERICAN FLOOR SANDING INC.	SVCS AND MATERIALS FOR GYM UPGRADES-TOES	\$ 52,616.00
04/16/26	ULTRASONIC INC	SVCS AND MATERIALS FOR PERF ARTS FAC-TAHS	\$ 27,677.83
04/16/26	TOM STEVENS BOILER REPAIR LLC	BOILER REPLACEMENT-CVH	\$ 67,822.89
04/16/26	GLAS ARCHITECTS	PROF SVCS FOR AUDITORIUM & CTE- TOHS	\$ 88,686.08
04/23/26	STRUCTURED COMMUNICATIONS SYSTEMS, INC	TECH INFRA- CVH, WHS & CLASSROOM TECH	\$ 412,731.05

**LINCOLN COUNTY SCHOOL DISTRICT  
BOND INVESTMENTS REPORT  
April 30, 2026**

**Piper Sandler & Co Brokerage Account, Bank of New York - Pershing  
US Treasury Fixed Income Securities**

Beginning Balance	\$ 41,678,190
Additions	100,058
Reductions	
<b>Ending Balance</b>	<b>\$ 41,778,248</b>

**Oregon State Treasury - Local Government Investment Pool**

Beginning Balance	\$ 2,189,235
Additions	7,198
Reductions	
<b>Ending Balance</b>	<b>\$ 2,196,433</b>

**Oregon Coast Bank - Money Market Account**

Beginning Balance	\$ 8,969,437
Additions	18,501,659
Reductions	1,285,785
<b>Ending Balance</b>	<b>\$ 26,185,311</b>

**Monthly Totals**

Beginning Balance	\$ 52,836,862
Additions	\$ 18,608,916
Reductions	\$ 1,285,785
<b>Ending Balance</b>	<b>\$ 70,159,993</b>

**Interest Rates**

	<u>Feb</u>	<u>Mar</u>	<u>Apr</u>
LGIP	4.04%	4.00%	4.00%
Oregon Coast Bank	4.05%	4.05%	4.05%

5.c. Food Services Report (Written). BG-4

5.c.1. Nutrition Services Report

# THE MONTHLY FEED - May 2026

jamie.nicholson@lincoln.k12.or.us

scott.barker@lincoln.k12.or.us

rebecca.smith@lincoln.k12.or.us

## NUTRITION SERVICES

Lincoln County School District

School Meals Gardens Food Pantry



## What's GROWing on in LCSD school gardens?

Last month, I appreciated the longer days, and now warmer temperatures and vigorous growth are evident. The relocated apple trees are thriving without signs of transplant shock. In this busy season, **I want to acknowledge the contributions supporting our garden programs.**

- Thompsons Sanitary donated five cubic yards of compost to Newport school gardens.
- Nate and Josh helped distribute compost across garden sites.
- North Lincoln Sanitary donated compost to Taft Elementary, coordinated by Bianca Dale.
- Copeland Lumber provided boards for garden signage, with a Toledo shop class building additional signs.
- Violet Brown's ECEL students are creating garden signs and making pesto from basil grown in garden towers.
- Tel-tvm is donating plant starts to the program.
- Beaver Creek Blooms donated strawberry starts and seed potatoes.
- Jeff contributed onion starts he grew over winter.
- Patty provided decorative pots for Newport and Toledo plant sales.
- Students are starting hundreds of plants for upcoming sales.
- Some Sam Case Elementary students are using recess time to work in the garden.



There's great action and growth!

Thanks to partners, staff, students, and all who support these thriving gardens. - Scott



Yaquina View Artichoke and Garlic beds are going strong.



25




Carrots & Beets from the Toledo High greenhouse.



## OSU Seafood Research and Education Center Supporting Seafood to Schools

Oregon State University (OSU) has labs in Newport and Astoria, focusing on enhancing seafood quality through research, extension services, and graduate training. During a visit, CNP Manager Jamie Nicholson explored food safety and staff training that can be adapted for school kitchens, empowering staff to work with local seafood for student meals. The Astoria lab showcases various seafood processing and cooking methods, and collaboration will continue to support the Seafood in Schools initiative.



**Pictured Above:** From the OSU Astoria Lab, a huge commercial canner and tour guild Ombaka Owade, PhD. This canner will process thousands of cans at a time. Wow!



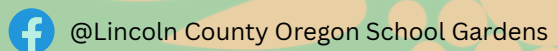
### Start your day off right with one of our new breakfast items

Scratch-made Granola for Fruit & Yogurt Parfaits & Jan's protein packed Cranberry Peach Coffee Cake



May 5<sup>th</sup> is Cinco de Mayo, check out your school lunch menu for fun options!

Free language assistance, auxiliary aids, and/or accommodations are available upon request. Meal accommodations can also be made to support medical needs as well as some preferential dietary needs. Please contact your school, Nutrition Services, or email [jamie.nicholson@lincoln.k12.or.us](mailto:jamie.nicholson@lincoln.k12.or.us).



## FRESH FRUIT AND VEGETABLE PROGRAM (FFVP)

FFVP is an important tool in our effort to combat childhood obesity. The program has been successful in introducing elementary school children (K-8) to a variety of produce that they otherwise might not have the opportunity to try. Some of this month's offerings include: **Blood Oranges, Hami Melons, White Grapefruit, Kiwi, Purple Daikin Radish, and Strawberries.**



Strawberries are the only fruit with seeds on the outside, averaging 200 per berry. Belonging to the rose family, they are packed with vitamin C—eight strawberries contain more than an orange!

Download **nutrislice** from the App store for your school's menu



# Thank you!

A big thank you to our Sodexo partners for helping LCSD graduates through scholarships. Their \$2,000 donation will be divided among the four high schools.



5.d. First Student Report (Written). BG-4

**Lincoln County School District  
Board Meeting General Session, May 12, 2026**

Date: May 6, 2026

Dear: LCSD School Board & Transportation Leadership,

The Countdown has begun! We are quickly approaching the recruiting and start-up season. Our team is planning and preparing for multiple recruiting and community events to be sure that our public presence remains involved and inviting...hopefully leading to many applications to join the transportation family.



## Driver staffing

We are working diligently to increase the applicant flow through recruiting campaigns.

- FY 26 Wages: \$23.12 – \$27.91
- Hiring Bonuses of \$3000 for CDL S/P endorsed drivers
- Hiring Bonuses of \$2000 for non-CDL S/P endorsed drivers
- Paid Training
- \$1,000.00 Employee Referral Bonus-a \$500.00 dollar increase.

The data on the right represents driver availability and route count as of 05/06/2026.

While we currently have enough drivers employed to cover all HTS routes, we still rely on borrowed drivers and staff, as employees request time-off for a variety of reasons.

<b>Route Count (current)</b>	<b>64</b>
GenEd	41
SpEd	13
Type 10	10
<b>Driver Staffing Goal</b>	<b>64</b>
Drivers Assigned to a Route	64
Cover Drivers	6
Borrowed Drivers	0
<b>Total Drivers On Hand</b> Excluding staff	<b>62</b>
CDL	53
Type 10	8
Borrowed Drivers	3
Casual Drivers (limited route availability)	(7)
Over/(Short) for Route Coverage	<b>0</b>
<b>Drivers in Training/Testing</b>	<b>5</b>
Apps since April 29, 2026	15
Permit Pending	8
Total # in Training (Classroom)	3
Behind-the-Wheel Training	2
Leave/Unavailable	4



## Recruiting

- UPDATE CHAMBER OF COMMERCE: I have received approval to become a member with Waldport, Newport and Lincoln City's Chambers of Commerce. We are already having conversations regarding shuttle services for the chambers' events which usually lead to more recruiting opportunities.

- **UPDATE: BUS BY CHESTERS** The bus has been sitting at Chesters, Lincoln Beach, for almost a month, and we have generated interest in a few folks driving past the bus. Not only did we receive calls for our location, but also from visitors who called for their home locations.
- **RECRUITING EVENTS:** Our calendar is filling up with community events & recruiting opportunities:
  - May 9<sup>th</sup>-Garden Swap, Toledo Library
  - June 12<sup>th</sup>-End of the Year Potluck for all employees at Fogarty Park
  - June 20<sup>th</sup>-Beachcomber Day Parade, Waldport
  - June 26<sup>th</sup>-Touch-a-Truck, Newport PAC
  - July 2<sup>nd</sup>-4<sup>th</sup>-The New Lincoln County Fair, Newport
  - July 11<sup>th</sup>-Toledo Summer Festival Parade, Toledo
  - July 22<sup>nd</sup>-Lu`au at Ona Beach
  - August 3<sup>rd</sup>-Blackout Date-No Time-off requests accepted
  - August 3<sup>rd</sup>-20<sup>th</sup>-Summer School
  - August 4<sup>th</sup>-National Night Out in all cities.

We will have other recruiting events in all areas, so when you see us or one of our buses at any of the events, stop by and say hi.



## Customer issues/ resolutions

- **Driver Shortage:**

As of 05/06/2026, our driver staffing goal is short by two drivers; specifically, two CDL drivers. We currently have two CDL candidates in training; however, we also have an upcoming resignation and a it is likely that a couple of our long-term LOA employees will not be able to return due to health reasons. With increased support from our regional leadership, we hope to have an increased presence in the job-seekers world.

- **High Student Load Counts & Long Rides**

Since we started the route audit to balance student load counts and ride times, we have seen some improvement. We were able to reassign students with long seat times to routes that could get them home sooner, and FirstAlt also assists with the outliers that have exceptionally long route times. We will continue to find ways to help shorten seat-times for students.



## Noteworthy Successes

- **Safety Dog in your Area!**

Safety dog is a community favorite, especially among our students. When Safety Dog appears at any event, he is swarmed by fans and the center of many photo ops. Because Safety Dog's presence is in high demand across the nation, our mascot's schedule quickly fills during the recruiting season. We were able to secure an appearance for multiple of our planned events.

- **First Student Contribution to the LCSD Scholarship Fund**

As every year, First Student

- **“Back Next Year Pledge” is back**

The pledge to return for the next school year has gone out to our employees on 05/04/2026 and we have already received more than 50% back, confirming that they will be back to work with us in School Year 2026/2027. Our team has until May 29 to return their pledge, and we hope that the majority—if not all—will return next year.

- **Senior Trips are in the Works**

Every year, one last bang is planned for our seniors and we continue to donate transportation to their events. We have several trips booked in our system for this graduation season, and we are working closely with the parent groups that are planning their students' events.



## **Important dates**

- May 9-Garden Swap at the Toledo Library from 10:00AM to 3:00PM
- May 25-Memorial Day: No School

5.e. Custodial Services Report (Oral). BG-4

# Monthly Report

## April 2026

Lincoln County School District



# Table of Contents


<b>Highlights / Recap</b>	<b>3</b>
<b>Inspections / Admin Ratings</b>	<b>5</b>
<b>Safety and Training</b>	<b>6</b>
<b>Upcoming Projects</b>	<b>7</b>



# Highlights / Recap

We started April with fresh coats of wax on all our hallways and first impression areas in the district. Listed below are a few highlights for April

- Helping NYSOC (Symphony) maintain our building during their 3-day facility use.
- Updating MSDS books around the county.
- Safety Walks with Director of Sodexo Health & Safety. Great job Sam Case EVS/Food service teams
- Re-unitizing Sam Case complete
- Completed Gym floor cleanup for NMS and Taft Ele bleacher installs
- Worked together with Lincoln City Parks & Rec. to establish After school program cleaning schedule at Oceanlake.
- Revisited our CLASS program with secondary principals. Making updates to our graphics.
- Construction Clean and finish new tile in Taft Elementary's new music room.
- Operations manager position filled. Lyssa Browning will start on May 11<sup>th</sup>.

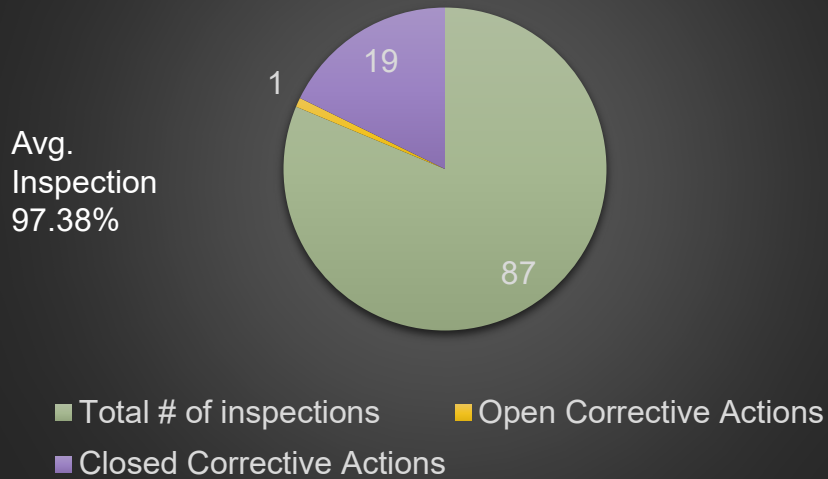


# Highlight Pictures

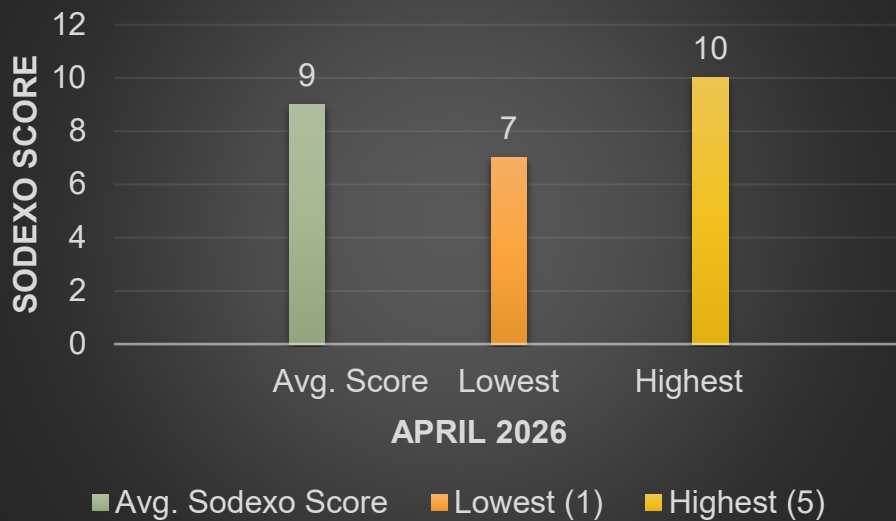
- New Music room Taft Elementary



## Quality Inspections



## Principal Rating



# Safety, Training, & Recognition

## OSHA-compliant Monthly Safety and Development Training

### Monthly Safety Training

- Chemical Hazard Communication
- Zero Harm- Just Culture
- 3 Checks for Safety

### Staff Development Training

- Quality and Pride in your daily duties
- Ecolab vendors
- Re-train Security walks PM (windows/doors)

### Safety Inspections / Observations


- Inspections Completed – 57
- Safety Meetings-1
- Safety Bingo Winner- 1
- April Injuries- 0 YTD- 0

### **Focus Area!**

#### 3 Check for Safety

- ✓ Do I know my job?
- ✓ Do I have the right equipment?
- ✓ Is my environment safe?

Jacque Woodall 20 years of service



## Employee Spotlight

William Leavitt  
EVS PM Custodian  
Years of Service – 2 Months  
(April Safety Bingo Winner)



37

# Project Updates

## Completed/ongoing Projects

- NYSOC clean up
- Updating MSDS books (ongoing)
- Re-unitizing Sam Case
- Gym Floor cleanup Taft Ele & NMS
- New Procol for after school program Oceanlake Ele.
- Construction clean/wax Taft Ele. Music room

## Upcoming Projects

- Restoring Gym floor Newport middle school (bleacher install)
- Logistical planning for new curriculum
- Project planning with Tech and FM for summer work
- May Safety training
- New Operations manager onboarding
- Summer School cleaning planning
- Yaquina View cleaning



6. Board Reports

7. Superintendent's Report

7.a. Continuous Improvement Plan (CIP) Report. BG- 1 & 2

**LCSD Continuous Improvement Plan Data Tracking  
September 2025**

**Academics**

- All students will achieve and stay engaged in learning so that each school will increase and maintain the percentage of students at or above benchmark by 5% each year in reading for the next three years, and each school will increase and maintain the percentage of students at or above benchmark by 10% each year in math for the next three years.
- Each LCSD high school will improve its 9th-grade on-track data and four-year cohort graduation by 3% each year or reach and maintain 90% over the next three years.

<b>Acadience/ iReady Reading</b>	<b>K</b>	<b>1</b>	<b>2</b>	<b>3</b>	<b>4</b>	<b>5</b>	<b>6</b>	<b>7</b>	<b>8</b>
	33%	42%	44%	47%	41%	38%	66% Acadience 23% iReady	28%	30%
<b>iReady Math</b>	<b>K</b>	<b>1</b>	<b>2</b>	<b>3</b>	<b>4</b>	<b>5</b>	<b>6</b>	<b>7</b>	<b>8</b>
	9%	5%	6%	4%	12%	14%	15%	16%	15%
<b>9th Grade On Track Projection</b>	69%		<b>Graduation Projection</b>	73%		<b>Dual Credit Early College</b>	N/A	<b>AP/IB</b>	N/A
<b>3rd Grade Reading SBAC</b>	29.7%		<b>8th Grade Math SBAC</b>	12.7%		<b>11th Grade ELA SBAC</b>	49.0%	<b>11th Grade Math SBAC</b>	20.8%

**Wellness and Belonging**

- Schools will meet the mental and emotional needs of students and families as demonstrated by a 5% increase in regular attendance each year for the next three years or the maintenance of 90% regular attendance (regular attendance is defined as 90% of the students attending 90% of the time each year).

<b>Kindergarten Attendance Projection</b>	72.2%	<b>District Attendance Projection</b>	73.1%	<b>Exclusions</b>	1.9%	
---	-------	---	-------	-------------------	------	--

**Community Connection**

- LCSD will build strong relationships with families and the community as demonstrated by surveys indicating that 75% of staff, students, and community members are satisfied with LCSD programs, practices, and support.

<b>Family Night Attendance</b>	44% (1865) 4229.8	<b>Conference Attendance</b>		<b>Survey Results</b>		
------------------------------------	----------------------	----------------------------------	--	---------------------------	--	--

## LCSD Continuous Improvement Plan Data Tracking

October 2025

### Academics

- All students will achieve and stay engaged in learning so that each school will increase and maintain the percentage of students at or above benchmark by 5% each year in reading for the next three years, and each school will increase and maintain the percentage of students at or above benchmark by 10% each year in math for the next three years.
- Each LCSD high school will improve its 9th-grade on-track data and four-year cohort graduation by 3% each year or reach and maintain 90% over the next three years.

<b>Acadience/ iReady Reading</b>	<b>K</b>	<b>1</b>	<b>2</b>	<b>3</b>	<b>4</b>	<b>5</b>	<b>6</b>	<b>7</b>	<b>8</b>
	33%	42%	44%	47%	41%	38%	66% <small>Acadience</small> 23% <small>iReady</small>	28%	30%
<b>iReady Math</b>	<b>K</b>	<b>1</b>	<b>2</b>	<b>3</b>	<b>4</b>	<b>5</b>	<b>6</b>	<b>7</b>	<b>8</b>
	9%	5%	6%	4%	12%	14%	15%	16%	15%
<b>9th Grade On Track Projection</b>	75%		<b>Graduation Projection</b>	77%		<b>Dual Credit Early College</b>	N/A	<b>AP/IB</b>	N/A
<b>3rd Grade Reading SBAC</b>	29.7%		<b>8th Grade Math SBAC</b>	12.7%		<b>11th Grade ELA SBAC</b>	49.0%	<b>11th Grade Math SBAC</b>	20.8%

### Wellness and Belonging

- Schools will meet the mental and emotional needs of students and families as demonstrated by a 5% increase in regular attendance each year for the next three years or the maintenance of 90% regular attendance (regular attendance is defined as 90% of the students attending 90% of the time each year).

<b>Kindergarten Attendance Projection</b>	65.6%	<b>District Attendance Projection</b>	69.1%	<b>Exclusions</b>	3.3%	
---	-------	---	-------	-------------------	------	--

### Community Connection

- LCSD will build strong relationships with families and the community as demonstrated by surveys indicating that 75% of staff, students, and community members are satisfied with LCSD programs, practices, and support.

<b>Family Night Attendance</b>	1880/4229 (44%)	<b>Conference Attendance</b>	Total: 58% Ele: 86% Sec: 38% 41	<b>Survey Results</b>		
------------------------------------	-----------------	----------------------------------	------------------------------------	---------------------------	--	--

**LCSD Continuous Improvement Plan Data Tracking  
November 2025**

**Academics**

- All students will achieve and stay engaged in learning so that each school will increase and maintain the percentage of students at or above benchmark by 5% each year in reading for the next three years, and each school will increase and maintain the percentage of students at or above benchmark by 10% each year in math for the next three years.
- Each LCSD high school will improve its 9th-grade on-track data and four-year cohort graduation by 3% each year or reach and maintain 90% over the next three years.

<b>Acadience/ iReady Reading</b>	<b>K</b>	<b>1</b>	<b>2</b>	<b>3</b>	<b>4</b>	<b>5</b>	<b>6</b>	<b>7</b>	<b>8</b>
	33%	42%	44%	47%	41%	38%	66% Acadience 23% iReady	28%	30%
<b>iReady Math</b>	<b>K</b>	<b>1</b>	<b>2</b>	<b>3</b>	<b>4</b>	<b>5</b>	<b>6</b>	<b>7</b>	<b>8</b>
	9%	5%	6%	4%	12%	14%	15%	16%	15%
<b>9th Grade On Track Projection</b>	72% (-3%)		<b>Graduation Projection</b>	76% (-1%)		<b>Dual Credit Early College</b>	N/A	<b>AP/IB</b>	N/A
<b>3rd Grade Reading SBAC</b>	29.7%		<b>8th Grade Math SBAC</b>	12.7%		<b>11th Grade ELA SBAC</b>	49.0%	<b>11th Grade Math SBAC</b>	20.8%

**Wellness and Belonging**

- Schools will meet the mental and emotional needs of students and families as demonstrated by a 5% increase in regular attendance each year for the next three years or the maintenance of 90% regular attendance (regular attendance is defined as 90% of the students attending 90% of the time each year). GOAL: 65.9%

<b>Kindergarten Attendance Projection</b>	61.8% (-3.8%)	<b>District Attendance Projection</b>	67.6% (-2%)	<b>Exclusions</b>	4.2% (+.9%)	
---	---------------	---	-------------	-------------------	-------------	--

**Community Connection**

- LCSD will build strong relationships with families and the community as demonstrated by surveys indicating that 75% of staff, students, and community members are satisfied with LCSD programs, practices, and support.

<b>Family Night Attendance</b>	2039/4229 (48%) (+4%)	<b>Conference Attendance</b>	Total: 58% Ele: 86% Sec: 38%	<b>Survey Results</b>	By School	
------------------------------------	--------------------------	----------------------------------	---------------------------------	---------------------------	-----------	--

# LCSD Continuous Improvement Plan Data Tracking

December 2025

## Academics

- All students will achieve and stay engaged in learning so that each school will increase and maintain the percentage of students at or above benchmark by 5% each year in reading for the next three years, and each school will increase and maintain the percentage of students at or above benchmark by 10% each year in math for the next three years.
- Each LCSD high school will improve its 9th-grade on-track data and four-year cohort graduation by 3% each year or reach and maintain 90% over the next three years.

<b>Acadience/ iReady Reading</b>	<b>K</b>	<b>1</b>	<b>2</b>	<b>3</b>	<b>4</b>	<b>5</b>	<b>6</b>	<b>7</b>	<b>8</b>
	33%	42%	44%	47%	41%	38%	66% <small>Acadience</small> 23% <small>iReady</small>	28%	30%
<b>iReady Math</b>	<b>K</b>	<b>1</b>	<b>2</b>	<b>3</b>	<b>4</b>	<b>5</b>	<b>6</b>	<b>7</b>	<b>8</b>
	9%	5%	6%	4%	12%	14%	15%	16%	15%
<b>9th Grade On Track Projection</b>	72%		<b>Graduation Projection</b>	76%		<b>Dual Credit Early College</b>	N/A	<b>AP/IB</b>	N/A
<b>3rd Grade Reading SBAC</b>	29.7%		<b>8th Grade Math SBAC</b>	12.7%		<b>11th Grade ELA SBAC</b>	49.0%	<b>11th Grade Math SBAC</b>	20.8%

## Wellness and Belonging

- Schools will meet the mental and emotional needs of students and families as demonstrated by a 5% increase in regular attendance each year for the next three years or the maintenance of 90% regular attendance (regular attendance is defined as 90% of the students attending 90% of the time each year). GOAL: 65.9%

<b>Kindergarten Attendance Projection</b>	62.5% (+0.7%)	<b>District Attendance Projection</b>	64.8% (-2.8%)	<b>Exclusions</b>	5.1% (+0.9)	
---	---------------	---	---------------	-------------------	-------------	--

## Community Connection

- LCSD will build strong relationships with families and the community as demonstrated by surveys indicating that 75% of staff, students, and community members are satisfied with LCSD programs, practices, and support.

<b>Family Night Attendance</b>	2086/4203 49.8% (+1.8%) Music Concerts	<b>Conference Attendance</b>	Total: 58% Ele: 86% Sec: 38% <sup>43</sup>	<b>Survey Results</b>	Overall: 3.31/4 Parent Involv.: 3.24/4	
------------------------------------	--	----------------------------------	---	---------------------------	---	--

**LCSD Continuous Improvement Plan Data Tracking  
January 2026**

**Academics**

- All students will achieve and stay engaged in learning so that each school will increase and maintain the percentage of students at or above benchmark by 5% each year in reading for the next three years, and each school will increase and maintain the percentage of students at or above benchmark by 10% each year in math for the next three years.
- Each LCSD high school will improve its 9th-grade on-track data and four-year cohort graduation by 3% each year or reach and maintain 90% over the next three years.

Acadience/ iReady Reading	K	1	2	3	4	5	6	7	8
	51%	42%	39%	48%	40%	41%	Acadience 64% iReady 28%	29%	36%
iReady Math	K	1	2	3	4	5	6	7	8
	32%	13%	17%	18%	20%	21%	18%	22%	17%
9th Grade On Track Projection	84.7%		Graduation Projection	85.5%		Dual Credit (11th & 12th)	122 Students 176 Classes 16.6 % Part. <del>— Coll. Crd.</del>	AP (11th & 12th)	74 Students 76 Classes 10.1% Part.
						Early College (11th & 12th)	54 Students 74 Classes 7.3% Part. 233 Coll. Crd.	IB (11th & 12th)	269 Students 567 Classes 36.5% Part.
3rd Grade Reading SBAC	29.7%		8th Grade Math SBAC	12.7%		11th Grade ELA SBAC	49.0%	11th Grade Math SBAC	20.8%

**Wellness and Belonging**

- Schools will meet the mental and emotional needs of students and families as demonstrated by a 5% increase in regular attendance each year for the next three years or the maintenance of 90% regular attendance (regular attendance is defined as 90% of the students attending 90% of the time each year). GOAL: 65.9%

Kindergarten Attendance Projection	54.6%	District Attendance Projection	63.7% (-1.1%)	Exclusions	6%	
------------------------------------	-------	--------------------------------	---------------	------------	----	--

**Community Connection**

- LCSD will build strong relationships with families and the community as demonstrated by surveys indicating that 75% of staff, students, and community members are satisfied with LCSD programs, practices, and support.

Family Night Attendance	2095/4203 (49.8%)	Conference Attendance	Total: 58% Ele: 86% Sec: 38% 44	Survey Results	Overall: 3.31/4 Parent Involv.: 3.24/4	
-------------------------	-------------------	-----------------------	---------------------------------------	----------------	---	--

**LCSD Continuous Improvement Plan Data Tracking  
February 2026**

**Academics**

- All students will achieve and stay engaged in learning so that each school will increase and maintain the percentage of students at or above benchmark by 5% each year in reading for the next three years, and each school will increase and maintain the percentage of students at or above benchmark by 10% each year in math for the next three years.
- Each LCSD high school will improve its 9th-grade on-track data and four-year cohort graduation by 3% each year or reach and maintain 90% over the next three years.

<b>Acadience/ iReady Reading</b>	<b>K</b>	<b>1</b>	<b>2</b>	<b>3</b>	<b>4</b>	<b>5</b>	<b>6</b>	<b>7</b>	<b>8</b>
	51%	42%	39%	48%	40%	41%	Acadience 64% iReady 28%	29%	36%
<b>iReady Math</b>	<b>K</b>	<b>1</b>	<b>2</b>	<b>3</b>	<b>4</b>	<b>5</b>	<b>6</b>	<b>7</b>	<b>8</b>
	32%	13%	17%	18%	20%	21%	20%	21%	19%
<b>9th Grade On Track Projection</b>	90.2%		<b>Graduation Projection</b>	89.9%		<b>Dual Credit (11th &amp; 12th)</b>	122 Students 176 Classes 16.6 % Part. <del>— Coll. Crd.</del>	<b>AP (11th &amp; 12th)</b>	74 Students 76 Classes 10.1% Part.
						<b>Early College (11th &amp; 12th)</b>	54 Students 74 Classes 7.3% Part. 233 Coll. Crd.	<b>IB (11th &amp; 12th)</b>	269 Students 567 Classes 36.5% Part.
<b>3rd Grade Reading SBAC</b>	29.7%		<b>8th Grade Math SBAC</b>	12.7%		<b>11th Grade ELA SBAC</b>	49.0%	<b>11th Grade Math SBAC</b>	20.8%

**Wellness and Belonging**

- Schools will meet the mental and emotional needs of students and families as demonstrated by a 5% increase in regular attendance each year for the next three years or the maintenance of 90% regular attendance (regular attendance is defined as 90% of the students attending 90% of the time each year). GOAL: 65.9%

<b>Kindergarten Attendance Projection</b>	52.7%	<b>District Attendance Projection</b>	63.1%	<b>Exclusions</b>	6.8%	
---	-------	---------------------------------------	-------	-------------------	------	--

**Community Connection**

- LCSD will build strong relationships with families and the community as demonstrated by surveys indicating that 75% of staff, students, and community members are satisfied with LCSD programs, practices, and support.

<b>Family Night Attendance</b>	2132/4203 (50.7%)	<b>Conference Attendance</b>	Total: 58% Ele: 86% Sec: 38% 45	<b>Survey Results</b>	Overall: 3.31/4 Parent Involv.: 3.24/4	
--------------------------------	----------------------	------------------------------	---------------------------------------	-----------------------	---	--

**LCSD Continuous Improvement Plan Data Tracking  
March 2026**

**Academics**

- All students will achieve and stay engaged in learning so that each school will increase and maintain the percentage of students at or above benchmark by 5% each year in reading for the next three years, and each school will increase and maintain the percentage of students at or above benchmark by 10% each year in math for the next three years.
- Each LCSD high school will improve its 9th-grade on-track data and four-year cohort graduation by 3% each year or reach and maintain 90% over the next three years.

<b>Acadience/ iReady Reading</b>	<b>K</b>	<b>1</b>	<b>2</b>	<b>3</b>	<b>4</b>	<b>5</b>	<b>6</b>	<b>7</b>	<b>8</b>
	51%	42%	39%	48%	40%	41%	Acadience 64% iReady 28%	29%	36%
<b>iReady Math</b>	<b>K</b>	<b>1</b>	<b>2</b>	<b>3</b>	<b>4</b>	<b>5</b>	<b>6</b>	<b>7</b>	<b>8</b>
	32%	13%	17%	18%	20%	21%	20%	21%	19%
<b>9th Grade On Track Projection</b>	77% (-13.2%)		<b>Graduation Projection</b>	73.6% (-16.3%)		<b>Dual Credit (11th &amp; 12th)</b>	122 Students 176 Classes 16.5 % Part.	<b>AP (11th &amp; 12th)</b>	73 Students 75 Classes 9.9% Part.
						<b>Early College (11th &amp; 12th)</b>	53 Students 66 Classes 7.2% Part. 249 Coll. Crd.	<b>IB (11th &amp; 12th)</b>	263 Students 554 Classes 35.6% Part.
<b>3rd Grade Reading SBAC</b>	29.7%		<b>8th Grade Math SBAC</b>	12.7%		<b>11th Grade ELA SBAC</b>	49.0%	<b>11th Grade Math SBAC</b>	20.8%

**Wellness and Belonging**

- Schools will meet the mental and emotional needs of students and families as demonstrated by a 5% increase in regular attendance each year for the next three years or the maintenance of 90% regular attendance (regular attendance is defined as 90% of the students attending 90% of the time each year). GOAL: 65.9%

<b>Kindergarten Attendance Projection</b>	52.5% (0.2%)	<b>District Attendance Projection</b>	61.5% (-1.6%)	<b>Exclusions</b>	7.2% (+0.4%)	
---	--------------	---------------------------------------	---------------	-------------------	--------------	--

**Community Connection**

- LCSD will build strong relationships with families and the community as demonstrated by surveys indicating that 75% of staff, students, and community members are satisfied with LCSD programs, practices, and support.

<b>Family Night Attendance</b>	2155/4203 (51.2%)	<b>Conference Attendance</b>	Total: 58% Ele: 86% Sec: 38%	<b>Survey Results</b>	Overall: 3.31/4 Parent Involv.: 3.24/4	
--------------------------------	-------------------	------------------------------	---------------------------------	-----------------------	---	--

## LCSD Continuous Improvement Plan Data Tracking

April 2026

### Academics

- All students will achieve and stay engaged in learning so that each school will increase and maintain the percentage of students at or above benchmark by 5% each year in reading for the next three years, and each school will increase and maintain the percentage of students at or above benchmark by 10% each year in math for the next three years.
- Each LCSD high school will improve its 9th-grade on-track data and four-year cohort graduation by 3% each year or reach and maintain 90% over the next three years.

Acadience/ iReady Reading	K	1	2	3	4	5	6	7	8
	51%	42%	39%	48%	40%	41%	Acadience 64% iReady 28%	29%	36%
iReady Math	K	1	2	3	4	5	6	7	8
	32%	13%	17%	18%	20%	21%	20%	21%	19%
<b>9th Grade On Track Projection</b>	77.2%		<b>Graduation Projection</b>	76.1%		<b>Dual Credit (11th &amp; 12th)</b>	122 Students 176 Classes 16.4 % Part.	<b>AP (11th &amp; 12th)</b>	74 Students 77 Classes 9.9% Part.
						<b>Early College (11th &amp; 12th)</b>	73 Students 139 Classes 9.8% Part. 501 Coll. Crd.	<b>IB (11th &amp; 12th)</b>	264 Students 556 Classes 35.5% Part.
<b>3rd Grade Reading SBAC</b>	29.7%		<b>8th Grade Math SBAC</b>	12.7%		<b>11th Grade ELA SBAC</b>	49.0%	<b>11th Grade Math SBAC</b>	20.8%

### Wellness and Belonging

- Schools will meet the mental and emotional needs of students and families as demonstrated by a 5% increase in regular attendance each year for the next three years or the maintenance of 90% regular attendance (regular attendance is defined as 90% of the students attending 90% of the time each year). GOAL: 65.9%

<b>Kindergarten Attendance Projection</b>	50.4%	<b>District Attendance Projection</b>	61.8%	<b>Exclusions</b>	8.3% +1.01%	
---	-------	---------------------------------------	-------	-------------------	-------------	--

### Community Connection

- LCSD will build strong relationships with families and the community as demonstrated by surveys indicating that 75% of staff, students, and community members are satisfied with LCSD programs, practices, and support.

<b>Family Night Attendance</b>	2172/4152 52.3% +1.2%	<b>Conference Attendance</b>	Total: 59% Ele: 88% +2% Sec: 36% - 2%	47	<b>Survey Results</b>	Overall: 3.31/4 Parent Invol.: 3.24/4 *Final Update in June
--------------------------------	--------------------------	------------------------------	---	----	-----------------------	---

7.b. Siletz Valley Charter School Update



# LINCOLN COUNTY SCHOOL DISTRICT

Dr. Majalise Tolan  
Superintendent

District Office | Teaching & Learning Center  
1212 NE Fogarty Street, Newport, OR 97365  
PO Box 1110, Newport, OR 97365  
T 541-265-9211 | F 541-265-3059  
www.lincoln.k12.or.us

April 30, 2026

To: Siletz Valley School Interim-Superintendent, Debra Barnes  
Siletz Valley School School Board Chair, Jenifer Metcalf  
From: LCSD Superintendent, Dr. Majalise Tolan  
Re: Charter and Lease Agreements and Charter Law Compliance 2026-2027 Review

Ms. Barnes and Ms. Metcalf,

This letter serves as an update on the formal notice of concerns regarding Siletz Valley School (SVS)'s compliance with the Lincoln County School District (LCSD) charter agreement, LCSD lease agreement and Oregon Charter Laws initially sent on July 21, 2025, continued with a 60-Day Notice to Terminate on January 30, 2026, and LCSD Board termination vote on April 14, 2026, which did not pass.

Since the initial letter sent on July 21, 2025, Interim Superintendent Debra Barnes was replaced by Superintendent Lenora Hall. Debra Barnes remained as Siletz Valley School Principal; however, Barnes has now been the Interim Superintendent as of March 2026. The lack of consistent leadership continues to bring uncertainty to the ongoing ability of SVS to become compliant and to maintain compliance in the following areas based on the Oregon School Board Association's 2023 and 2026 reports and recent LCSD findings. It is important to note that acceptable compliance is not a beginning stage or a plan on paper - compliance is consistent implementation and has been requested for three years with ongoing support. Beginning on July 30, 2025, LCSD and SVS have increased communication (monthly, weekly, then daily) to determine progress and compliance in the areas of concern, with additional areas being added throughout the process. The teacher licensure area has been removed from non-compliance updates at this time. Because LCSD's Board did not terminate the agreement, additional compliance measures must be put in place.

In the Public Hearing, SVS staff commented that the lack of consistent leadership is the reason for non-compliance; however, while many leaders have been in and out of leadership positions, several have remained, and all have been notified of the need for compliance. It is the belief of LCSD that full implementation is mandatory, and failure to comply may result in an additional 60-day termination letter.

1. SVS stated that an ELL plan was not applicable; however, all schools should have an ELL plan ready in case a student enrolls who qualifies for services. ELL students now attend SVS and the current ELL plan implementation must be monitored.

**Progress Update:** On May 27, 2025 in correspondence with ODE's Kim Miller, we confirmed that SVS would need to submit their own plan. On January 26, 2026, Lenora confirmed that Debra Barnes is working with ODE as part of a cohort to get this plan in place by June, 2026. SVS charter states that they will implement all statutes that comply with the education of English Learners. ODE's guidance is that charters will submit their own plan but can reference the district's plan, process, and support should they choose to. Currently, they do not have an older ELD plan in place and stated that the Siletz Charter School never has. They do not have a temporary plan and on January 26, 2025 asked to review LCSD's ML/EL plan for temporary suggestions for support. We are in the process of scheduling a meeting to review. On January

12, 2026 our district trained a test coordinator at their site. In addition, we submit all required data and documentation related to EL collection to the state.

**April 25, 2026:** Having a lack of an ELL plan is unsatisfactory. The draft submitted to ODE was not approved. An approved plan is still not in place. **Not Compliant**

2. Bylaws need to be updated. While this has been in process, it is unclear whether it has been completed and if bylaws and policies are maintained and publicly accessible. A copy of the updated bylaws must be provided to LCSD, and all bylaws and policies must be updated and accessible to the public.

**Progress Update:** Bylaws are posted on the school website.

**April 25, 2026:** Bylaws were found to be non-compliant by LCSD's legal counsel. **Not Compliant**

3. Facility concerns reported to LCSD by the SVS Board on May 5, 2025 included: Leaking ceilings, old pipes throughout the building, football grandstands are nearly condemnable, gyms are badly out of repair and need new siding (and likely more), ADA access needed, rusty fences, old heating (boiler needs to be replaced), single pane windows, doors that don't properly lock if active shooter protection is needed, bathrooms throughout need upgrading (like in LCSD schools). Pursuant to the charter and lease agreements, SVS is responsible for the maintenance and upkeep of the facility. In 2024, LCSD provided SVS with a long-term facility study. It is SVS' responsibility to develop, implement, and monitor its own long-term facility maintenance plan.

**Progress Update:** Lenora Hall submitted a Facility Plan on 10/30/25. This plan was discussed and approved to move forward on 11/3/25 to access \$250,000 of construction excise tax funds voted on by the LCSD Board. On the 12/18/25 monthly update, Lenora Hall said they had not made any movement because of needing help with the RFP Process. Majalisse Tolan connected LCSD Facility Department staff and Lenora Hall to support the RFP process. During the January 21st check-in, Lenora said she had not connected with LCSD staff for help. Majalisse Tolan again connected Lenora and LCSD staff for support. Although a plan is submitted, there is unsatisfactory progress in building maintenance and repairs.

**April 25, 2026:** Interim-Superintendent Barnes was unable to answer financial questions related to the estimated \$15,000,000 needed in repairs and SVS's plan for facility improvements. An RFP may have been released to access Construction Excise Tax Funds. A 1, 5, and 10-year plan with a funding plan must be submitted to LCSD within 30 days of this letter. In addition, the last 20 years of facility improvement and maintenance invoices must be submitted to LCSD by May 30, 2026. LCSD has submitted property concerns to legal counsel about the deferred maintenance. **Not Compliant**

4. Deliverables and required reporting (federal and state grants, and district programs) continue to be untimely, necessitating repeated reminders from LCSD staff. All reporting deadlines must consistently be met and documented.

**Progress Update:** On 9/26/25, Sandy Mummey met with Debra Barnes and LCSD staff to outline the process for 6th-grade Outdoor School budgeting and application submission. As of 1/21/26 the Outdoor School Portal has not been updated. Business Director Kim Cusick met with Lenora on 11/19/25. Charter documents were re-sent, and charter budgeting was explained. On 11/25/25, Elementary Director, Sandy Mummey, met with Lenora Hall about High Dosage Tutoring (HDT) funds. Bambi VanDyke attended the required Oregon Department of Education meeting, however, on 1/21/26 Lenora was notified that the HDT budget is needed

ASAP or it will be reported to ODE and the funds will be reallocated to another school. On 1/23/26, Lenora Hall replied to the need for HDT budget information and said their materials had already been ordered and wanted information about spending money on non-approved expenses. In addition, as of 1/21/26, LCSD has not received any invoices for SVS' other passthrough funding. Lenora has also again asked for clarification on who to direct budget questions to in the future. Kim Cusick and Sandy Mummey replied. Although Title I quarterly progress report needs are up-to-date, other deliverables and required reporting on other passthrough funds are unsatisfactory. LCSD confidence is lacking on budget understanding at the building level.

**April 25, 2026:** Siletz Valley School is able to respond after multiple requests. However, it has been found that SVS has been allowed by ODE to misuse Federal School Improvement funds for the 2024-2025 and 2025-2026 school years. Although previous SVS leadership is blamed for the lack of understanding of compliance issues, this is not the case with business services or the last two years of funding. **Not Compliant**

5. Although a comprehensive plan to improve academic performance is in place, focused particularly on the areas that caused the State to designate SVS as a Targeted Support and Improvement School (TSI), most results have remained at Level 1, based on 2023-2024 ODE reporting. TSI results must show adequate improvement either through an increase to a Level 2 in all categories or similar progress on a nationally normed, locally administered, internal assessment (EasyCBM, Acadience, SBAC, DIBLES, iReady, etc.) Benchmarking and progress monitoring from local assessments must be reviewed with LCSD administration quarterly.

**Progress Update:** LCSD and SVS Title I staff met on 9/24 to review the Title I plan, data, and process. Benchmark reviews will happen on February 5, 2026. SVS is again identified as a TSI school. The School Improvement Plan submitted on 11/2/25 was the 2023-2024 plan but projected out until 2026. At the 1/21/26 check-in, there was no evidence that Lenora Hall had read the plan or made any progress in academic improvement. It is evident that although a comprehensive plan document is in place, its implementation is unsatisfactory and is not relevant based on current data or monitoring.

**April 25, 2026:** SVS must review and monitor Section 5: Evaluation of Student Performance and Procedures for Corrective Action in the LCSD and Siletz Valley School Charter agreement to understand the agreed-upon expectations for implementation. SVS has submitted an unsatisfactory and incomplete School Improvement Plan for the 2025-2026 school year that is different than the one presented to the LCSD Board in the fall of 2025-2026. The funds for school improvement have also been misused. LCSD is requiring SVS to contract with Oregon Department of Education to begin a Customized Coaching & Professional Learning program tailored to the needs of the school's identified student groups, provided by ODE for no cost. LCSD will reimburse SVS allocated TSI funds for the 26-27 school year used by SVS for school improvement measures that support the targeted student groups as deemed appropriate through collaboration with their Customized Coaching and Professional Learning plan and ODE. ODE will also begin monitoring SVS weekly updates to LCSD as well as support the school in 30, 60, and 90 day planning. **Not Compliant**

6. SVS previously established a goal to increase attendance. However, as of June 2025, SVS' regular attendance rate was 39.9%. An improvement plan must be drafted and submitted to LCSD. The plan must be comprehensive and may include strategies such as specific parent outreach, modification of the school day and/or school year calendar, and dedication of resources to ensuring that students are attending school. The plan must include specific dates for implementation of each component, as well as specific quantitative targets and dates for meeting each of those targets.

**Progress Update:** In the initial response, SVS responded to working together during the in-service week to create a plan to meet the 57% goal for 25-26. Staff met on 8/18 to review data and gather input. SVS will continue with grade-level band meetings to discuss a 1st quarter plan and annual goal. SVS is working with ODE to receive coaching in Equitable Mindsets, Systems and Practices. SVS also works directly with the TAPP program to increase attendance and work with tribal families. Although this was sent to LCSD, its evidence of implementation is lacking. LCSD and Confederated Tribes of Siletz Indians TAPP staff met with SVS administration on 12/15/25 to discuss attendance. Attendance systems are not yet in place. Implementing bi-weekly attendance meets, daily unverified monitoring, and athletic and activity attendance requirements were discussed. On 12/15, Assistant Superintendent Belloni connected Lenora with Waldport High School Principal Amy Skirvin to discuss attendance plans (athletics, etc). Amy replied on 12/17 to set up a Zoom. On 1/13/26, Amy emailed that she had not yet heard from anyone. LCSD is scheduling a meeting with TAPP CTSI, LCSD, ODE, and SVS staff. SVS must attend and bring all relevant school data and a plan to fully integrate TAPP services. On 1/21/26, Majalise Tolan reviewed the attendance plan that was submitted on 11/3/25, and it was confirmed that the plan has not been implemented, and attendance teams do not meet regularly. The lack of progress on improving student attendance is unsatisfactory.

**April 25, 2026:** An attendance team is in place; however, there are documented concerns that attendance is not taken accurately. This poses an attendance data concern as well as a safety concern. Attendance training for all staff must take place to begin the 2026-2027 school year. Attendance was at 38% regular attender rate at the April Board meeting. This is a decrease since the 60-day notification letter was issued. **Not Compliant**

7. While the SVS graduation rate had been reported by ODE at 100%, due to other metrics reported and the fact that SVS has been designated as a Targeted Support and Improvement School, the accuracy of this information needs to be verified, and any supporting evidence must be cited and documented. The 2023-2024 graduation rate reported by ODE was 67%. The 9th Grade On Track rate was 78% (an improvement from the 2022-2023 rate of 28%). Both of these data points need monthly monitoring and documentation.

**Progress Update:** Records reflecting grades are difficult to track on a timely basis. When TAPP pulled December data, some students had yet to have any grades entered. This was reported to the Oregon Department of Education. If this information is incorrect, SVS is improperly using the Synergy data entry system. This system is used to pull student information for state reporting, progress monitoring, academic information, graduation planning, and academic or behavior team analysis. Either this information or the lack of purposeful use of the system is unsatisfactory. This lack of data accuracy makes it difficult to monitor or trust student progress in areas LCSD is directly responsible for: Special Education, Tribal Attendance Promising Practices (TAPP), and Title VI (Indian Education).

**April 25, 2026:** Although teams and data review have started, they are not fully or consistently implemented. SVS will need to work closely with ODE and High School Success measures for improvement in this area. Data-based decisions must be reflected in the School Improvement Plan with specific goals and measures and established progress monitoring. See Section 5 and Appendix A of the Charter Agreement. **Not Compliant**

8. SVS must ensure that financial reporting is timely. Long-term financial health indicators continue to need to be examined. It is uncertain if grant funds, Siletz Tribal Charitable Trust (STCT) and Charter Equity are budgeted accurately for the 2025-2026 school year. Updated budget documents must be submitted with a narrative providing clarity around anticipated funds.

**Progress Update:** Lenora is working with Kim Cusick on budgeting. HDT and ODS grant budgets and reports are unsatisfactory. STCT reporting is not required at this time, however,

SVS did accept and cash a check from CTSI for a new wrestling room that was unauthorized by LCSD and a violation of the charter lease agreement. The funds were returned to CTSI.

**April 25, 2026:** Christina Bushnell recently clarified reserve amounts at SVS. How SVS spends its money is at the discretion of school leadership and the SVS School Board; however, the 2026-2027 budget due to LCSD on June 15th must account for the directed use of ODE Targeted School Improvement funds to support ODE's Customized Coaching and Professional Learning Plan. Use of funds for building maintenance and improvement projects must also be specific and highlighted in the SVS Board's adopted budget. Frequent reminders have been made for the last three years to SVS. The need for corrections regarding allowable uses of grant funds continues to need explanation, causing a burden on LCSD, and is still unsatisfactory. **Not Compliant**

9. Oregon Public Meetings Laws must be followed, including but not limited to timely meeting notice and agenda publication, public posting of minutes, and recordings of meetings. From this point forward, SVS must document its compliance for every board meeting and submit this documentation to LCSD on a monthly basis.

**Progress Update:** As of 1/25/26, regular minutes and required recordings have not been posted. The last meeting recording was 5/27/25. A reminder was given on 12/18/25 and 1/21/26. Compliance with Oregon Public Meeting Laws is unsatisfactory.

**April 25, 2026:** LCSD Legal Counsel found this to be unsatisfactory. SVS has reached out to OSBA for additional training. **Not Compliant**

10. SVS staff have demonstrated a lack of understanding in student management and discipline procedures, including up to suspension and expulsion. Immediate concerns have been raised in understanding manifestation needs, Oregon weapons laws, the ability to investigate complaints about student behavior, and due process. Monthly discipline data and investigation notes must now be reviewed by building administration and LCSD district staff.

**April 25, 2026:** Based on staff and parent report as well as data review, there are concerns that disciplinary incidents are not completed consistently by staff, that both informal and formal removals for disciplinary incidents are not being recorded, and that student incident reports completed by staff have not been processed by administration in a timely manner. LCSD's Carol Stock and Natalia Aguilar will work with leadership to ensure staff understand the student incident reporting process and that the administrative support team understands their role in responding to these incidents. Response includes timely processing of incidents, contacting parents, assigning disciplinary consequences when appropriate and recording all decisions in Synergy. Carol Stock will also work with leadership to ensure staff are continually tracking removals for students in Special Education or 504 plans and aware when a student is approaching thresholds that warrant further assessment or manifestation determination review. **Not Compliant**

11. Although LCSD provides the Special Education instructional staff, SVS administration is still responsible for the proper implementation of Special Education processes. LCSD has provided training to SVS administration, but the required manifestation determination information was not provided to LCSD staff running a manifestation meeting, and emails were not responded to in a timely manner to support the team. SVS administrators must attend all Special Education trainings that take place with LCSD administrators. All emails from LCSD Special Education staff must be responded to within 24 hours.

**Progress:** Deb Barnes attended training on Disciplinary Implications for Students in Special Education on February 26th and has responded to all emails within 24 hours since this time.

**April 25, 2026:** This area is currently compliant, but due to uncertainty with leadership for the 2026-2027 school year, this area will remain for weekly monitoring. **Compliant**

12. **Cybersecurity:** SVS is not compliant with current cybersecurity measures. Although SVS has entered into an MOU with LCSD for technology infrastructure improvement, SVS is responsible for addressing areas of cybersecurity, privacy monitoring, and cybersecurity enforcement. As its own charter entity, SVS should consult with PACE for cybersecurity training and information outside of requesting ongoing meetings and training with LCSD. **Not Compliant**

Originally, SVS was required to comply with all requirements and submissions set forth in items 1-10 above within 30 calendar days of 7/21/25. Although extended time was granted due to summer and continued inconsistent leadership, as of 1/30/26, SVS is unsatisfactory in meeting its educational and management obligations for students and charter compliance. As of April 26, 2026 the above-identified areas are still not compliant and/or are in need of consistent monitoring. This monitoring will be met through a weekly Google Form submitted by SVS leadership and viewable by ODE, SVS Board, and LCSD Board. SVS leadership and LCSD leadership will continue to meet monthly for a full review.

During the 2025-2026 school year, SVS interim superintendent, the superintendent, and then again the interim superintendent met with LCSD administration monthly and at times weekly to review compliance with the requirements set forth above. Throughout the last three years, meetings with SVS administration have lacked follow-through from SVS. LCSD continues to lack confidence that SVS has a cohesive administrative team collaborating to implement any developed plans. It is unclear if SVS administration understands that LCSD wants students to attend a charter school where compliance is a standard and implementation of continuous improvement is what every educator works for every day. Lack of strong leadership, honest reflection, focused, implemented, and monitored plans, and a belief in improvement appear to be missing. LCSD is told and the public is led to believe that compliance is met because drafts or plans with no evidence of true implementation are written and should be trusted. Three years of lack of evidence demonstrates that drafts and plans cannot be trusted. These plans must be implemented, reviewed, revised, and continuously improved for our students.

From February 1, 2026 until April 14, 2026 LCSD provided an 8-hour-a-month coach to SVS but is removing that support. It is the position of LCSD that a Collaborative Learning Plan developed through work with ODE and weekly check-ins with monthly feedback will be a better use of time for both parties. LCSD staff has been willing to help provide additional training, feedback, and support, however, it is met with little to no implementation. LCSD will begin referring SVS to ODE contacts when additional training and support are needed. In addition, LCSD will no longer be a resource for SVS to use for state-required Tribal Consultation on any grants outside of TAPP and Title VI. SVS is responsible for full Tribal Consultation in all areas required by law.

Failure to meet the requirements set forth above, including the submissions required, the timelines imposed, and the mandated meetings, may result in termination of the charter agreement. Please reach out to Majalise Tolan at [majalise.tolan@lincoln.k12.or.us](mailto:majalise.tolan@lincoln.k12.or.us) for further discussion.

Sincerely,



Dr. Majalise W. Tolan  
Superintendent  
Lincoln County School District



# OSBA Model Sample Policy

Code: IKJ

Adopted:

## Artificial Intelligence

{The purpose of this policy is to facilitate actions regarding artificial intelligence. Many OSBA members have developed statements, policies, or positions, or have responsible use agreement language that includes related content; this policy is not intended to replace that language.}

The Board believes that artificial intelligence (including generative artificial intelligence) is a useful tool. The Board also recognizes that generative artificial intelligence involves risk, including input and output bias, inaccuracies, and hallucinations. As such, it is critical that staff and student use is conducted responsibly.

### Independent Student Use

Specific rules for the independent use of generative artificial intelligence for assigned student work may be developed by the teacher and communicated to students. Teachers should consider the following in establishing these rules:

1. Accessibility of programs and technology for all students outside of school;<sup>1</sup>
2. Student awareness of bias and inaccuracies and student ability to responsibly address those concerns; and
3. The teacher's ability to detect usage accurately and consistently.

Failure to follow these rules may result in incomplete credit or disciplinary action.

### Student Use as Part of Class

Teachers may use generative artificial intelligence as part of instruction to further course objectives. Only applications approved by the district's [IT Department] will be allowed to be used as part of the class. All Terms of Use will be followed, along with any additional rules established by the [IT Department] or the teacher. Students are not allowed to share logins or passwords.

[Prior to allowing students to use generative artificial intelligence as part of a class the teacher will provide notice to parents with an explanation of its use.] [The [district] [school] will provide notice to parents regarding student use of generative artificial intelligence as part of classes.]

### Staff Use

District staff are authorized to use generative artificial intelligence to perform various work functions. Staff are responsible for ensuring their use complies with all laws, including, but not limited to copyright and privacy laws.

---

<sup>1</sup> For example, do all students have access to computers and internet away from school; does the age of the students affect their ability to access generative artificial intelligence?

## **Staff Professional Development**

The district will seek out professional development opportunities for staff to learn how to use generative artificial intelligence for various work functions.

## **FERPA and Confidentiality**

All laws regarding student records, confidentiality, privacy, and student internet use will be followed at all times. District staff are prohibited from sharing personally identifiable information (PII)<sup>2</sup> with any generative artificial intelligence application.

## **Violations**

Students and staff in violation of policy or related rules may be subject to discipline and may be referred to law enforcement.

END OF POLICY

---

## **Legal Reference(s):**

[ORS 332.107](#)

---

<sup>2</sup> See Board policy JOB – Personally Identifiable Information for additional information.

Americans with Disabilities Act Amendments Act of 2008, 42 U.S.C. §§ 12101-12133.  
Children’s Internet Protection Act (CIPA), 47 U.S.C. §§ 254(h) and (l); 47 C.F.R. § 54.520.  
Children’s Online Privacy Protection Act of 1998, 15 U.S.C. §§ 6501–6505  
Family Educational Rights and Privacy Act (FERPA) of 1974, 20 U.S.C. § 1232g; 34 C.F.R. § 99.  
Protection of Pupil Rights, 20 U.S.C. § 1232h.

- 7.d. Thompson's Sanitary Service Partnership with Newport Middle
- 8. Adoption of the Consent Calendar. BG- 1-3
  - 8.a. Minutes of the Board
  - 8.b. Human Resources
    - 8.b.1. Board Personnel Action

## Board Agenda — May 12, 2026 — Personnel Action

### Temporary Licensed(s):

Rob Barnhill                      Math Teacher/Newport High

### Coach Hires(s):

Robbie Jay                      Assistant Baseball/Toledo Jr-Sr High

Gavin Koceja                      Asst Basketball/Taft 7-12

### Resignation(s):

Samantha Auteri                      Special Education Teaching Asst II  
Taft Elementary                      Resignation  
8/29/2025 – 6/10/2026

Madelyn Baley                      Early Childhood Teaching Asst  
Yaquina View                      Resignation  
12/1/2025 – 4/30/2026

Emily Braunstein                      21<sup>st</sup> Century Teaching Asst  
Sam Case                      Resignation  
2/10/2026 – 4/17/2026

Will Burghardt                      PE Teacher  
Newport High                      Resignation  
10/2/2023 – 6/11/2026

Sara Burum                      Health/PE Teacher  
Newport Middle                      Resignation  
8/23/2024 – 6/11/2026

Kaleb Chavez                      Special Education Teaching Asst II  
Newport High                      Resignation  
9/8/2025 – 6/10/2026

Michelle Coates                      21<sup>st</sup> Century Teaching Asst  
Sam Case                      Resignation  
1/27/2026 – 5/4/2026

Steve Cooper                      Assistant Principal  
Waldport High                      Retirement  
7/1/2022 – 6/30/2026

Woody Crobar                      Homeless Coordinator  
Teaching and Learning Center                      Resignation  
8/9/2021 – 6/30/2026

Kevin Cruz	Advocate Taft Elementary	Resignation 2/7/2023 – 4/9/2026
Bianca Dale	ESOL Teacher Taft Elementary	Resignation 8/25/2022 – 6/30/2026
Jo Davey	Special Education TA II Toledo Elementary	Retirement 10/30/2008 – 6/10/2026
Samantha Escalante	Career and College Coordinator Taft 7-12	Retirement 2/17/2025 – 6/11/2026
Cyrus Flanders	Science Teacher Newport High School	Resignation 8/26/2022 – 6/11/2026
Lori Freilinger	Title Teaching Asst Oceanlake	Retirement 2/16/2021 – 6/10/2026
Jakob Fulbright	Graduation Coach Newport High School	Resignation 10/28/2024 – 6/10/2026
Chuvonne Garrett	Graduation Coach Newport High	Resignation 8/30/2024 – 4/24/2026
Haley Hessman	Instructional Asst Yaquina View	Resignation 8/28/2025 – 6/10/2026
Ciara Hoffman	Special Education Teacher Toledo Elementary	Resignation 8/24/2018 – 6/11/2026
Clara Juarez	Health and Records Assistant Newport High School	Resignation 1/11/2021 – 6/11/2026
Denzil Kumar	Assistant Principal Taft Elementary	Resignation 7/1/2021 – 6/30/2026
Savannah Martin	Science Teacher Newport High School	Resignation 8/26/2022 – 6/11/2026
Jennifer Napoleon	Reading Teacher Yaquina View	Retirement 11/1/1996 – 6/30/2026
Starla Nelson	Principal Oceanlake	Resignation 2/3/2011 – 6/30/2026

Tom Nelson	Instructional Asst Oceanlake	Resignation 3/2/2026 – 6/10/2026
Joe Nino	Special Education TA II Taft 7-12	Resignation 8/30/2024 – 6/30/2026
Sabine Pond	Title Teaching Asst Sam Case	Resignation 9/25/2025 – 6/10/2026
Teena Power	Special Education TA Newport High	Retirement 9/1/1992 – 6/10/2026
Deb Prock	Special Education TA II Oceanlake	Retirement 9/10/2018 – 6/10/2026
Lillian Rainey	Special Education TA II Taft 7-12	Resignation 8/29/2025 – 6/10/2026
Patty Reed	Special Education TA Siletz	Retirement 12/6/1989 – 6/10/2026
Karen Rozewski	Kindergarten Teacher Toledo Elementary	Resignation 2/3/2020 – 6/30/2026
Summer Skalicky	Assistant Principal Taft 7-12	Resignation 7/1/2022 – 6/30/2026
Amy Skirvin	Principal Waldport High	Resignation 7/2/2018 – 6/30/2026
Hayden Stevens	Health/PE Teacher Taft 7-12	Resignation 8/23/2024 – 6/11/2026
Alicia Stevens	21 <sup>st</sup> Century Site Leader Sam Case	Resignation 12/1/2025 – 5/4/2026
Shayna Swanson	Instructional Asst Toledo Elementary	Resignation 10/14/2024 – 6/10/2026
Lauren Taylor	Information and Records IV Taft 7-12	Resignation 9/28/2020 – 6/30/2026
John Taylor	Graduation Coach Taft 7-12	Resignation 8/30/2024 – 5/8/2026

Tracey Thompson	Special Education Teacher Taft Elementary		Resignation 8/25/2023 – 6/11/2026
Jennifer Torres	Grade 1 Teacher Oceanlake		Resignation 8/24/2018 – 6/11/2026
Brandon Waldenberg	Language Arts Teacher Taft 7-12		Resignation 8/23/2024 – 6/11/2026
Julie Warfield	Health and Records/TAIII Toledo Jr-Sr High School		Resignation 8/14/2023 – 6/10/2026
Tyler Watkins	PE Teacher Toledo Jr-Sr High		Resignation 8/25/2023 – 6/11/2026
Linda West	Grade 1 Teacher Crestview Heights		Resignation 8/25/2025 – 6/11/2026
Randy Wiese	Math Teacher Newport Middle School	Central done	Retirement 9/7/1994 – 6/30/2026
Kellie Wood	School Counselor Crestview Heights		Resignation 12/28/2020 – 6/11/2026

**Leave of Absence(s):**

Makiah Richcreek	Kindergarten Teacher/Toledo Elementary		2026-2027
------------------	--	--	-----------

9. Action Items

9.a. Board

9.a.1. Superintendent Contract

9.b. Facilities & Maintenance/Transportation/Food Services

9.b.1. Auditorium Architect. BG-3

**LINCOLN COUNTY SCHOOL DISTRICT  
REGULAR BOARD MEETING AGENDA**

May 12, 2026

**TOPIC:** Auditorium Architectural Proposals

**PREPARED BY:** Annette Brooks-Flatt

**WILL BE PRESENTED BY:** Rich Belloni

**TYPE OF ITEM:** Consent  Information  Discussion  Decision X

---

**DESCRIPTION OF AGENDA ITEM:**

Lincoln County School District Facilities Director Rich Belloni recommends that the Board approve proposals for final architectural services for Newport and Toledo High School auditoriums. These proposals follow the Board's previous approval of schematic design services on January 27, 2026.

Capri Architecture (Newport High School): \$1,140,600 with a \$20,000 reimbursable allowance.

Glas Architects (Toledo & Waldport High Schools): \$1,388,400 with a \$10,000 reimbursable allowance.

**SUPERINTENDENT'S RECOMMENDATION:**

It is the recommendation of the Superintendent to approve the architectural services as presented by Facilities Director, Rich Belloni.

**ADDITIONAL MATERIAL** Attached: Yes X No  Available: Yes X No



March 17, 2026  
Revised May 5, 2026

## LCSD Toledo Auditorium Design Development through Project Completion

Rich,

Thank you for the opportunity to provide a proposal for Design Development through project completion design services for the LCSD Toledo Auditorium Project.

### *Background:*

GLAS Architects was hired as the architect of record to complete design and construction documents for the Toledo Auditorium. The project team includes the following:

Hacker Architects – Design Architect

Shalleck Collaborative – Theater Design Consultant

ABD – Acoustic Engineer

Mazzetti – Civil Engineer

KPFF – Structural Engineer

Arris – Mechanical, Plumbing Engineer

Spark – Electrical Engineer

Rider Levett Bucknall – Cost Estimating

This team has completed a conceptual design for the auditorium as well as the schematic design phase. Following is a proposal for the remaining design work for the Toledo Auditorium.

### *Value Engineering:*

- Implement accepted value engineering (VE) items as identified by Todd Construction and accepted by LCSD and the design team.
- Investigate additional VE items listed on the VE Options Log for implementation



- Refine and accept the additional items, to achieve the \$12M construction budget.
- Provide revised plans, elevations, sections and site plan for review.

#### *Design Development:*

- Develop the plans, elevations and sections to include materials selections, preliminary color selections, furniture layout, equipment layout, theater layout and functionality, site design, mechanical systems, plumbing systems, electrical systems and technology.
- Work with theater consultant to finalize infrastructure requirements and coordinate with structural and MEP engineers.
- Renderings – More detailed interior and exterior to allow LCSD to visualize the project.
- Hold a predevelopment meeting with the city, and fire marshal.
- Hold regular check-in / constructability reviews with the CMGC where systems are discussed and a cost / benefit analysis will be considered (two online meetings).
- Hold weekly subconsultant coordination meetings.
- Hold three design development meetings with the LCSD user group.
- One DD meeting each for Mechanical, Electrical, Theater, and Structural consultants.
- Preliminary photovoltaic system layouts
- Verify sizing of MEP and AV space with actual equipment layouts.

#### *DD Estimate:*

- Provide DD Design and Specifications to estimating consultant and CMGC for estimating.
- Reconcile the two estimates and review with LCSD.

#### *Deliverables:*

- DD Site Plan, Site Sections, Floor Plans, Elevations and Sections, Interior Elevations, roof, wall, floor system details. DD level schedules, DD level Structural Plans, MEP Plans, Civil Plans, and Landscape Plans, equipment selections for all disciplines.



- Renderings – interior and exterior
- FF&E layout update.
- DD level equipment schedules
- DD Design Estimate

#### *Construction Documents:*

Construction documents will be divided into four phases

##### Phase 1 Site Prep Package

This phase will include erosion control, excavation, shoring (where necessary), structural fill, and installation of deep foundation support systems (currently helical piers). This phase will overlap with the end of the design development phase.

##### Phase 2 Underground Utilities and Foundations

This phase will include all underground utilities, underneath the building slab, installation of footings, foundation retaining walls, and building slabs.

##### Phase 3 Building Completion:

This phase will include the building structure, the shell, and all interior and exterior finishes as necessary to complete the project.

- Finalize all plans, schedules and details from the DD phase.
- Finalize Renderings
- Develop details for all pertinent conditions
- Finalize Specifications
- Check Sets at 50% and 90% for each phase
- Constructability review with Todd Construction at 50% CD for each phase
- Final bidding / permitting Documents

#### *Bidding / Permitting (proposal includes 2 phases)*

- Submit Documents to Lincoln County for plan review



- Submit Documents to Todd Construction for bidding.
- Answer bidder questions
- Answer Plan Review questions

*Construction Administration (proposal includes 3 phases)*

- Weekly on site meetings throughout CA (60 meetings).
- On site review of structural and MEP as needed
- Weekly field reports
- Answer RFIs
- Certify Applications for Payment
- Initiate ASIs when needed
- Initiate Proposal Requests when needed
- Review Change Requests
- Approve Change Orders

*Closeout:*

- Issue substantial completion document
- Review Operation and Maintenance Manuals
- Review Record Documents
- Ensure CMGC provides training where specified
- 11 month warranty review.

*Schedule:*

- See attached Design Schedule

*Subconsultants:*

*Fee:*

The fee to perform design development through project completion as outlined above is **\$1,388,400** with a reimbursable expense allowance of **\$10,000**.



*Exclusions:*

- Wage Certification Review
- Work associated with projects other than Toledo Jr/Sr High School
- Commissioning (should be a third party).

Please do not hesitate to reach out should you have any questions or need any additional information associated with this proposal.

Sincerely,

A handwritten signature in blue ink, appearing to read "Chris Walkup", is written over the typed name. The signature is fluid and cursive, with a long horizontal stroke extending to the right.

Chris Walkup, AIA

Principal | Member, GLAS Architects, LLC

April 13, 2026

## LCSD Newport Auditoriums Design Development through Project Completion Proposal

Rich,

Thank you for the opportunity to provide a proposal for Design Development through Project Completion design services for the LCSD Newport Auditorium Project.

### ***Background:***

Capri Architecture was hired as the architect of record to complete design and construction documents for the Newport Auditorium. The project team includes the following:

Hacker Architects – Design Architects

Shalleck Collaborative – Theatre Design Consultant

ABD Engineering – Acoustic Engineer

Mazzetti Engineering – Civil Engineer

MSC Engineering – Structural Engineer

This team has completed a conceptual design for the auditorium as well as the schematic design phase. Following is a proposal for the remaining design work for the Newport Auditorium.

### ***Value Engineering***

- Implement accepted value engineering (VE) items as identified by Fortis Construction and accepted by LCSD and the design team
- Investigate additional VE items listed on the VE Options Log for implementation
- Refine and accept the additional items, to achieve the \$12M construction budget
- Provide revised plans, elevations, sections and site plan for review

*Design Development:*

- Develop the plans, elevations and sections to include materials selections, preliminary color selections, furniture layout, theater layout and functionality and site design
- Work with theater consultant to finalize infrastructure requirements and coordinate with structural and Fortis Construction's MEP engineers
- Renderings – More detailed interior and exterior to allow LCSD to visualize the project
- Hold a predevelopment meeting with the city and fire marshal
- Hold regular check-in / constructability reviews with the CMGC where systems are discussed and a cost / benefit analysis will be considered (two online meetings)
- Hold weekly subconsultant coordination meetings
- Hold three design development meetings with the LCSD user group
- One DD meeting each for Theater and Structural consultants

*DD Estimate:*

- Provide DD Design and Specifications to CMGC for estimating
- Review with LCSD

*Deliverables:*

- DD Site Plan, Site Sections, Floor Plans, Elevations and Sections, Interior Elevations, roof, wall, floor system details, DD level schedules, DD level Structural Plans, Civil Plans, selections for all disciplines
- Renderings – interior and exterior
- FF&E layout update

### ***Construction Documents:***

Construction documents will be divided into three phases:

#### ***Phase 1 Site Prep Package***

This phase will include erosion control, excavation, shoring (where necessary), structural fill, and installation of deep foundation support systems (currently RAP). This phase will overlap with the end of the design development phase.

#### ***Phase 2 Underground Utilities, Foundations and Building Shell***

This phase will include all underground utilities, underneath the building slab, installation of footings, foundation retaining walls, building slabs and building shell.

#### ***Phase 3 Building Completion***

This phase will include all interior and exterior finishes as necessary to complete the project including final building details.

- Finalize all plans, schedules and details from the DD phase
- Finalize Renderings
- Develop details for all pertinent conditions
- Finalize Specifications
- Check Sets at 50% and 90% for each phase
- Constructability review with Fortis Construction at 50% CD for each phase
- Final bidding / permitting Documents

### ***Bidding / Permitting (proposal includes 3 phases):***

- Submit Documents to City of Newport for plan review
- Submit Documents to Fortis Construction for bidding
- Answer bidder questions
- Answer Plan Review questions

### ***Construction Administration (proposal includes 3 phases):***

- Weekly on-site meetings throughout CA (60 meetings)

- On site review of structural and MEP as needed
- Weekly field reports
- Answer RFIs
- Certify Applications for Payment
- Initiate ASIs when needed
- Initiate Proposal Requests when needed
- Review Change Requests
- Approve Change Orders

***Closeout:***

- Issue substantial completion document
- Review Operation and Maintenance Manuals
- Review Record Documents
- Ensure CMGC provides training where specified
- 11-month warranty review

***Schedule:***

- Start of Design Development: April 13, 2026

***Fee:***

The fee to perform the remaining design fee for Newport High School outlined above is **\$1,140,600** with a reimbursable expense allowance of **\$20,000**.

***Exclusions:***

- Wage Certification Review
- Work associated with projects other than Newport High School
- Commissioning (should be a third party)
- Landscape Design
- Cost Estimating

- Geotechnical Survey
- Survey
- Civil Design of City of Newport Public Improvements on 3<sup>rd</sup> Street
- West Parking Lot (Currently removed from Scope)
- Mechanical, Electrical, Plumbing, Fire Alarm/Sprinkler, Technology Design
- Photovoltaic Design
- Work associated with projects other than the Auditorium Building

Please do not hesitate to reach out should you have any questions or need any additional information associated with this proposal.

Sincerely,

---

Dustin Capri, AIA

Principal | Partner, Capri Architecture, LLC

---

Mr. Rich Belloni

Facilities Director Lincoln County School District

10. Items of Information & Discussion

10.a. Teaching & Learning

10.a.1. Social Science Adoption K-5

# Board Presentation

## **SOCIAL SCIENCE ADOPTION K-5**



Curriculum Review & Recommendations

# Meet your Social Science Adoption Team



## Elementary Teachers

Jennifer Bostic, Kindergarten - CVH

Aimee Letterman, First Grade - VV

Sheryl Saxton, Fifth Grade - Taft

Joyanna Galan, Fourth Grade - Taft

Adam Galen, Fifth Grade - Sam Case

Lisa Brenner, Second Grade - Olake

Kelsey Ingalls, Fifth Grade - Sam Case

Rachel Stewart, Fifth Grade - Taft

Patrick Limbert, Third Grade - Toes



## Administrators

Becca Bostwick, Admin - YV

Leslie Roach, Admin - Taft

Ashley Freschi, Admin - Olake

Charlotte Galen, Admin - CVH

Marcy Doyle, Admin - Sam Case

Janna Limbert, Admin - Toes



## TOSAs

Kim Haddon, TOSA - TLC

Tiffany Stuart, TOSA - TLC

Katie Basham, TOSA - TLC

Crystal Hinds, TOSA - TOES

# Social Science Updates for the 26/27 School Year



Open Educational Resource Materials for grades K-5 (no formal adoption)



6th grade to join secondary adoption team due to the 6/7 standards alignment and preparations for middle school. (currently piloting TCI)



Grades K-4 worked to align SS standards to units and read aloud stories from Savvas My View Literacy and will also use additional resources to ensure all standards are taught.



Grade 5 chose a few novels that aligned to standards and also used Open Educational Resources for materials recommendations aligned to the standards and chronological timeframe of standards.

# K-4 Lesson Overview: Bridging Literacy, TSEL, and Social Science

Meticulously crafted for the K-4 classroom to integrate high-quality read-alouds with Transformative Social Emotional Learning (TSEL) and the 2024 Oregon Social Science Standards.



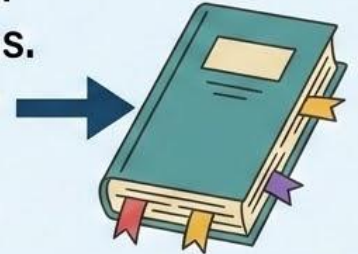
## Grades K-2: Picture Book Read-Alouds

- Engage students in complex concepts.
- Manageable instructional blocks.
- Natural breaks for scheduling.



## Grades 3-4: Chapter Books & Narratives

- Strategically broken into multiple lessons.
- Spans length of the unit.
- Matches pacing for complex narratives.



# Key Components of Every Lesson



**Structured Conversations (QSSSA):** To maximize student engagement and support English Learners, every lesson embeds the QSSSA strategy (Question, Signal, Sentence Stem, Share, Assess). This ensures every student has the processing time and linguistic scaffolding needed to participate in academic discourse.



**Essential Disciplinary Practices (EDP):** Lessons move beyond rote memorization by integrating the ten Essential Disciplinary Practices, such as developing inquiry questions, thinking chronologically, and analyzing diverse perspectives.



**AVID Strategies:** To foster high-level inquiry and collaboration, lessons incorporate AVID strategies—including Character Corners (p. 68), Socratic Seminars (p. 72), and The Hot Seat (p. 86)—to help students process text and visuals deeply.

- AVID Resources: [AVIDStrategies.pdf](#)
- Preview the directions for the strategy
- Allow for timing for teaching any new AVID Strategy
- Page number next to AVID Strategy in lesson plan






**Critical Conversations:** Using the Facilitating Critical Classroom Conversations framework, these lessons provide 'Teacher Moves' to help navigate complex topics like ethnic studies and systemic inequities with care and intentionality.



**Content & Language Objectives:** Each segment includes clear objectives aligned with the Instructional Review Tool and English Language Proficiency standards, ensuring that social science instruction also drives language development.

# Instructional Flow

## Instructional Flow:

-  **Strong Beginning:** Explicitly teach Tier 2 vocabulary and activate prior knowledge through a “Strong Beginning” protocol.
-  **The Middle:** Follow guided “Stop and Ask” points (referenced by page number) to promote discussion and check for understanding.
-  **Strong Ending:** Every lesson concludes with a Formative Assessment, often utilizing Quick Writes or Exit Tickets (e.g., “**What is one thing you learned today that changed how you think?**”) to capture student growth and lingering questions.

## Planning & Progression:



The scope and sequence provided offers a developmentally appropriate progression throughout the year. These resources will be housed in the **Portal** beginning in the 26/27 school year.

# Additional Resources



Each unit incorporates additional resources that support teaching the standards. Many have been selected from the Tribal History/Shared History lessons from ODE and CTSI.



**Lesson Placement:** Lessons were added to the “Resource” column each time the standard was addressed (i.e. some lessons were added to each unit). If a lesson was added to multiple units, use your discretion as to when in the year to teach it based on the other lessons and resources provided.

## Resources:

- Siletz Tribal History- Shared History Lessons
- Tribal History/Shared History (TH/SH) : American Indian/Alaska Native Education : State of Oregon

# 5th Grade Curriculum Overview: Inquiry and Complexity



**Shift to Higher Complexity & Comprehensive Units:** In 5th grade, the Social Science standards transition into a higher level of historical complexity ranging from the foundational elements of society to the tensions of the Missouri Compromise. To meet this rigor, our curriculum shifts from a purely read-aloud-based model to comprehensive units.



**Pacing Guide & Curated Resources:** The team has created a pacing guide, including scope and sequence, with resources for each unit. These resources have been expertly curated from Oregon Open Learning and the ODE Social Sciences Instructional Framework.



**Novels as Supplemental Anchors:** While we provide high-quality novels to deepen student empathy and historical context, the novels serve as supplemental anchors. Teachers are empowered to integrate these literary texts within their Social Science blocks. Please use the scope and sequence document to design custom lessons that bridge the narrative of the novels with the specific evidence-based requirements of the 5th-grade standards.

# Books to Purchase for Read Aloud



## Second Grade:

- Grace For President (Kelly DiPucchio)
- A Chair For My Mother (Vera B. Williams)
- The Ox-Cart Man (Donald Hall)



## Fifth Grade:

- The Birchbark House (Louise Erdrich)
- Encounter (Jane Yolen)
- Blood on the River (Elisa Carbone)
- Chains (Laurie Halse Anderson)

# Discovery Ed Oregon Supplement

## Empowering Oregon Educators for Fall 2026

Discovery Education helps teachers bring the 2024 Oregon Social Science Standards to life with standards-aligned, time-saving resources for grades K-5. Designed with Oregon's priorities in mind, these materials foster interdisciplinary connections and real-world learning.



### Core Disciplines

Comprehensive support for standards in civics, geography, economics, and history.



### Critical Analysis

Emphasis on diverse perspectives, inquiry, and meaningful civic engagement.



### Ready-Made Tools

Access immersive experiences and classroom tools for immediate instructional impact.

10.a.2. Summer Learning

10.b. Human Resources

10.b.1. Director Contract Renewals

10.c. Business Services

10.c.1. Budgeted Resources Transfer. BG-3

**Resolution 2025/26-07**  
**2025-26 Budgeted Resources Transfer**

Oregon budget law requires that appropriation levels (instruction, support services, enterprise and community services, capital projects and debt service) must not be overspent. In accordance with ORS 294.463, budget law allows the Board of Directors to authorize transfers of appropriations and/or resources after declaring the need, purpose and amount of the transfer.

The District’s 2025-26 Adopted Budget includes appropriations of \$1,345,198 in General Fund - Transfers Out for transfer to various specified Special Revenue Funds to provide current and future funding for Curriculum and Technology purchases, and to establish funding in the newly created PERS Reserve fund.

Resources are adequate at this time to make this transfer and also meet the Board Policy requiring a 7% minimum ending fund balance in the General Fund.

Recommended for transfer are the following resources within the named funds:

	<u>Increase Transfers Out</u>	<u>Increase Transfers In</u>
Fund 100- General Fund – Transfers Out (Expense)	\$1,345,198	
Fund 290- Curriculum Fund – Transfers In (Revenue)		\$500,000
Fund 298- Technology Fund – Transfers In (Revenue)		\$500,000
Fund 630- PERS Reserve Fund – Transfers In (Revenue)		\$345,198

APPROVED BY A VOTE AT A REGULAR BOARD OF DIRECTORS MEETING HELD JUNE 9, 2026.

\_\_\_\_\_  
Board Chair

\_\_\_\_\_  
Superintendent

10.d. Facilities & Maintenance/Transportation/Food Services

10.d.1. Nutrition Services Contract Renewal. BG-2

LINCOLN COUNTY SCHOOL DISTRICT

AND

SODEXO AMERICA, LLC

This Amendment No.3 to Contract No. 2023-2024 is entered into and between the Local Educational Agency (LEA) Lincoln County School District and Food Service Management Company (FSMC) Sodexo America, LLC (herein referred to as the "Parties").

This Amendment is effective July 1, 2026 and thereafter, unless otherwise amended. All other terms and conditions contained in the Base Contract shall remain unchanged and in full force and effect.

In consideration of the promises contained herein and for other goods and valuable consideration, the Parties hereto agree as follows:

The Contract is hereby amended as follows (new language is indicated by underling and deleted language is indicated by **[brackets]**).

A. 1.3 Term of the Agreement. The initial term of this Agreement commences July 1, 2026 and continues until June 30, 2027. This Agreement is subject to a maximum of one (1) additional one (1) year renewals upon the written consent of both parties, unless terminated earlier as provided in the General Terms and Conditions. Extensions or renewals are contingent upon the fulfillment of all Contract provisions related to USDA Foods.

B. 6.1 Billing for Fixed Price Per Meal (**Fill in last year's prices** along with adding new prices.)

**SBP**

Breakfast **[\$4.69]** \$4.85 per meal (2 breakfasts = 1 meal)  
Meal Equivalents **[\$4.69]** \$4.85 per meal based on \$5.16 rate

**NSLP**

Lunch **[\$4.69]** \$4.85 per meal (1 lunch = 1 meal)  
Snack **[\$4.69]** \$4.85 per meal (3 snacks = 1 meal)  
Meal Equivalents **[\$4.69]** \$4.85 per meal based on \$5.16 rate

**SFSP**

Breakfast **[\$4.69]** \$4.85 per meal (2 breakfasts = 1 meal)  
Lunch **[\$4.69]** \$4.85 per meal (1 lunch = 1 meal)  
Snack **[\$4.69]** \$4.85 per meal (3 snacks = 1 meal)

**CACFP**

Breakfast **[\$4.69]** \$4.85 per meal (2 breakfasts = 1 meal)  
Lunch **[\$4.69]** \$4.85 per meal (1 lunch = 1 meal)  
Supper **[\$4.69]** \$4.85 per meal (1 supper = 1 meal)  
Snack **[\$4.69]** \$4.85 per meal (3 snacks = 1 meal)

**Other Program Meals and Vended Meals**

Breakfast **[\$4.69]** \$4.85 per meal (2 breakfasts = 1 meal)  
Lunch **[\$4.69]** \$4.85 per meal (1 lunch = 1 meal)  
Supper **[\$4.69]** \$4.85 per meal (1 supper = 1 meal)  
Snack **[\$4.69]** \$4.85 per meal (3 snacks = 1 meal)

**FFVP**

Serving [\$4.69] \$4.85 per student

C. 2.2 Responsibilities of FSMC.

L. The FSMC agrees to use all other donated foods, or will use commercially purchased foods of the same generic identity, of U.S. origin, and of equal or better quality than the donated foods as specified in 7 CFR Part 250.53.

N. The FSMC agrees to provide the LEA with food cost data needed to determine its compliance with the revenue from nonprogram foods in accordance with 7 CFR 210.14(f) and USDA Memo SP 20-2016.

D. 7.1. Compliance with Law

A. Assurances. The FSMC agrees that it will comply with:

- Title VI of the Civil Rights Act of 1964 (42 U.S.C. 2000d et seq.);
- Title IX of the Education Amendments of 1972 (20 U.S.C. 1681 et seq.);
- Section 504 of the Rehabilitation Act of 1973 (29 U.S.C. 794);
- Age Discrimination Act of 1975 (42 U.S.C. 6101 et seq.);
- Title II and Title III of the Americans with Disabilities Act (ADA) of 1990 as amended by the ADA Amendment Act of 2008 (42 U.S.C. 12131-12189);
- Executive Order 13166, "Improving Access to Services for Persons with Limited English Proficiency." (August 11, 2000);
- All provisions required by the implementing regulations of the Department of Agriculture (USDA) (7 CFR Part 15 et seq.);
- Department of Justice Enforcement Guidelines (28 CFR Parts 35, 42 and 50.3);
- Food and Nutrition Service (FNS) directives and guidelines to the effect that, no person shall, on the grounds of race, color, national origin, sex (including gender identity and sexual orientation), age, or disability, be excluded from participation in, be denied the benefits of, or otherwise be subject to discrimination under any program or activity for which the Program applicant receives Federal financial assistance from USDA; and hereby gives assurance that it will immediately take measures necessary to effectuate this Agreement
- The USDA non-discrimination statement that in accordance with Federal civil rights law and U.S. Department of Agriculture (USDA) civil rights regulations and policies, the USDA, its Agencies, offices, and employees, and institutions participating in or administering USDA programs are prohibited from discriminating based on race, color, national origin, religion, sex, gender identity (including gender expression), sexual orientation, disability, age, marital status, family/parental status, income derived from a public assistance program, political beliefs, or reprisal or retaliation for prior civil rights activity, in any program or activity conducted or funded by USDA (not all bases apply to all programs)

B. Purpose. This assurance is given in consideration of and for the purpose of obtaining any and all Federal financial assistance, grants, and loans of Federal funds, reimbursable expenditures, grant, or donation of Federal property and interest in property, the detail of Federal personnel, the sale and lease of, and the permission to use Federal property or interest in such property or the furnishing of services without consideration or at a nominal consideration, or at a consideration that is reduced for the purpose of assisting the recipient, or in recognition of the public interest to be served by such sale, lease, or furnishing of services to the recipient, or

any improvements made with Federal financial assistance extended to the Program applicant by USDA. This includes any Federal agreement, arrangement, or other contract that has as one of its purposes the provision of cash assistance for the purchase of food, and cash assistance for purchase or rental of food service equipment or any other financial assistance extended in reliance on the representations and agreements made in this assurance.

- C. Recordkeeping. By accepting this assurance, the FSMC agrees to compile data, maintain records, and submit records and reports as required, to permit effective enforcement of nondiscrimination laws and permit authorized USDA personnel during hours of program operation to review and copy such records, books, and accounts, access such facilities and interview such personnel as needed to ascertain compliance with the nondiscrimination laws. If there are any violations of this assurance, the Department of Agriculture, FNS, shall have the right to seek judicial enforcement of this assurance. This assurance is binding on the FSMC, its successors, transferees and assignees as long as it receives assistance or retains possession of any assistance from USDA. The person or persons whose signatures appear below are authorized to sign this assurance on behalf of the FSMC.

Nondiscrimination. In accordance with Federal civil rights law and U.S. Department of Agriculture (USDA) civil rights regulations and policies, the USDA, its Agencies, offices, and employees, and institutions participating in or administering USDA programs are prohibited from discriminating based on race, color, national origin, sex, disability, age, or reprisal or retaliation for prior civil rights activity in any program or activity conducted or funded by USDA.

Persons with disabilities who require alternative means of communication for program information (e.g. Braille, large print, audiotape, American Sign Language, etc.), should contact the Agency (State or local) where they applied for benefits. Individuals who are deaf, hard of hearing or have speech disabilities may contact USDA through the Federal Relay Service at (800) 877-8339. Additionally, program information may be made available in languages other than English.

To file a program complaint of discrimination, complete the [USDA Program Discrimination Complaint Form](#), (AD-3027) found online at: [http://www.ascr.usda.gov/complaint\\_filing\\_cust.html](http://www.ascr.usda.gov/complaint_filing_cust.html), and at any USDA office, or write a letter addressed to USDA and provide in the letter all of the information requested in the form. To request a copy of the complaint form, call (866) 632-9992. Submit your completed form or letter to USDA by:

- (1) mail: U.S. Department of Agriculture  
Office of the Assistant Secretary for Civil Rights  
1400 Independence Avenue, SW  
Washington, D.C. 20250-9410;
- (2) fax: (202) 690-7442; or
- (3) email: [program.intake@usda.gov](mailto:program.intake@usda.gov).

This institution is an equal opportunity provider.

Except as expressly amended above, all other terms and conditions of original Contract are still in full force and effect. FSMC certifies that the representations, warranties, and certification contained in the original Contract are true and correct as of the effective date of this Amendment and with the same effect as though made at the time of this Amendment.

**Sodexo America, LLC**

Authorized Signature:	Title: Regional Vice President	Date:
Print Signature: David Culberson		

**Lincoln County School District:**

Authorized Signature:	Title: Business Services Director	Date:
Print Signature: Kim Cusick		

**Attachment A: MINIMUM FOOD SPECIFICATIONS**

**Summer Food Service Program Meal Pattern Requirements [7 CFR 225.16](#)**

Table 1 to [7 CFR 225.16\(d\)\(1\)](#)—Breakfast Meal Pattern

Meal components	Minimum amount
VEGETABLES AND FRUITS	
Vegetable(s) and/or fruit(s)	1/2 cup. <sup>1</sup>
Full-strength vegetable or fruit juice or an equivalent quantity of any combination of vegetable(s), fruit(s), and juice	1/2 cup (4 fluid ounces).
BREAD AND BREAD ALTERNATES <sup>2</sup>	
Bread or	1 slice.
Cornbread, biscuits, rolls, muffins, etc. or	1 serving. <sup>3</sup>
Cold dry cereal or	3/4 cup or 1 ounce. <sup>4</sup>
Cooked cereal or cereal grains or	1/2 cup.
Cooked pasta or noodle products or an equivalent quantity of any combination of bread/bread alternate	1/2 cup.
MILK <sup>5</sup>	
Milk, fluid	1 cup (1/2 pint, 8 fluid ounces).

MEATS/MEAT ALTERNATES (OPTIONAL)

Lean meat or poultry or fish or	1 ounce.
Alternate protein product <sup>6</sup> or	1 ounce.
Cheese or	1 ounce.
Egg (large) or	1/2.
Cooked dry beans, peas, or lentils or	1/4 cup.
Peanut butter or	2 tablespoons.
Yogurt, plain or flavored, unsweetened or sweetened or an equivalent quantity of any combination of meats/meat alternates	4 ounces or 1/2 cup.

<sup>1</sup> For the purposes of the requirement outlined in the table, a cup means the standard measuring cup.

<sup>2</sup> Bread, pasta or noodle products, and cereal grains (such as rice, bulger, or corn grits) must be whole grain or enriched; cornbread, biscuits, rolls, muffins, etc. must be made with whole grain or enriched meal or flour; cereal must be whole grain, enriched, or fortified.

<sup>3</sup> Information on food crediting, including serving sizes and equivalents, may be found in FNS guidance.

<sup>4</sup> Either volume (cup) or weight (ounces), whichever is less.

<sup>5</sup> Milk must be served as a beverage or on cereal or used in part for each purpose.

<sup>6</sup> Must meet the requirements in [appendix A of this part](#).

Table 2 to Paragraph [7 CFR 226.16\(d\)\(2\)](#)—Lunch or Supper Meal Pattern

Meal components	Minimum amount
MEATS/MEAT ALTERNATES	
Lean meat or poultry or fish or	2 ounces.
Alternate protein products <sup>1</sup> or	2 ounces.
Cheese or	2 ounces.
Egg (large) or	1.
Cooked dry beans, peas, or lentils or	1/2 cup. <sup>2</sup>
Peanut butter or soynut butter or other nut or seed butters or	4 tablespoons.
Peanuts or soynuts or tree nuts or seeds <sup>3</sup> or	2 ounces.
Yogurt, plain or flavored, unsweetened or sweetened or an equivalent quantity of any combination of the above meats/meat alternates	8 ounces or 1 cup.
VEGETABLES AND FRUITS	
Vegetables and/or fruits <sup>4</sup>	3/4 cup total.
BREAD AND BREAD ALTERNATIVES <sup>5</sup>	
Bread or	1 slice.
Cornbread, biscuits, rolls, muffins, etc. or	1 serving. <sup>6</sup>
Cooked pasta or noodle products or	1/2 cup.
Cooked cereal grains or an equivalent quantity of any combination of bread or bread alternate	1/2 cup.

MILK

Milk, fluid, served as a beverage	1 cup (1/2 pint, 8 fluid ounces).
-----------------------------------	-----------------------------------

<sup>1</sup> *Must meet the requirements of [appendix A of this part](#).*

<sup>2</sup> *For the purposes of the requirement outlined in this table, a cup means a standard measuring cup.*

<sup>3</sup> *Information on crediting meats/meat alternates, including nuts and seeds, may be found in FNS guidance.*

<sup>4</sup> *Serve 2 or more kinds of vegetable(s) and/or fruits or a combination of both. Full-strength vegetable or fruit juice may be offered to meet not more than one-half of this requirement.*

<sup>5</sup> *Bread, pasta or noodle products, and cereal grains (such as rice, bulgur, or corn grits) must be whole grain or enriched; cornbread, biscuits, rolls, muffins, etc., must be made with whole grain or enriched meal or flour; cereal must be whole grain, enriched or fortified.*

<sup>6</sup> *Information on food crediting, including serving sizes and equivalents, may be found in FNS guidance.*

Table 3 to Paragraph [7 CFR 225.16\(d\)\(3\)](#)—Snack Meal Pattern

Meal components	Minimum amount
MEATS/MEAT ALTERNATES	
Lean meat or poultry or fish or	1 ounce.
Alternate protein products <sup>1</sup> or	1 ounce.
Cheese or	1 ounce.
Egg (large) or	1/2.
Cooked dry beans, peas, or lentils or	1/4 cup. <sup>2</sup>
Peanut butter or soynut butter or other nut or seed butters or	2 tablespoons.
Peanuts or soynuts or tree nuts or seeds <sup>3</sup> or	1 ounce.
Yogurt, plain or flavored, unsweetened or sweetened or an equivalent quantity of any combination of the above meats/meat alternates	4 ounces or 1/2 cup.
VEGETABLES AND FRUITS	
Vegetable(s) and/or fruit(s) or	3/4 cup.
Full-strength vegetable or fruit juice or an equivalent quantity or any combination of vegetable(s), fruit(s), and juice	3/4 cup (6 fluid ounces).

BREAD AND BREAD ALTERNATES<sup>4</sup>

Bread or	1 slice.
Cornbread, biscuits, rolls, muffins, etc. or	1 serving. <sup>5</sup>
Cold dry cereal or	3/4 cup or 1 ounce. <sup>6</sup>
Cooked cereal or	1/2 cup.
Cooked cereal grains or an equivalent quantity of any combination of bread/bread alternate	1/2 cup.
MILK <sup>7</sup>	
Milk, fluid	1 cup (1/2 pint, 8 fluid ounces).

<sup>1</sup> Must meet the requirements in [appendix A of this part](#).

<sup>2</sup> For the purposes of the requirement outlined in this table, a cup means a standard measuring cup.

<sup>3</sup> Information on crediting meats/meat alternates, including nuts and seeds, may be found in FNS guidance.

<sup>4</sup> Bread, pasta or noodle products, and cereal grains (such as rice, bulgur, or corn grits) must be whole grain or enriched; cornbread, biscuits, rolls, muffins, etc., must be made with whole grain or enriched meal or flour; cereal must be whole grain, enriched, or fortified.

<sup>5</sup> Information on food crediting, including serving sizes and equivalents, may be found in FNS guidance.

<sup>6</sup> Either volume (cup) or weight (ounces), whichever is less.

<sup>7</sup> Milk should be served as a beverage or on cereal, or used in part for each purpose.

**\* Exceptions to and variations from the meal pattern for School Food Authorities that participate in the National School Lunch Program or School Breakfast Program are identified in [7 CFR 225.16\(f\)](#).**

**Child and Adult Care Food Program Meal Pattern  
Requirements [7 CFR 226.20](#)**

Table 1 to Paragraph [7 CFR 226.20\(b\)\(5\)](#)—Infant Meal  
Patterns

Infants	Birth through 5 months	6 through 11 months
Breakfast, Lunch, or Supper	4-6 fluid ounces breast milk <sup>1</sup> or formula <sup>2</sup>	6-8 fluid ounces breast milk <sup>1</sup> or formula; <sup>2</sup> and  0-1/2 ounce equivalent infant cereal; <sup>2,3</sup> or  0-4 tablespoons meat, fish, poultry, whole egg, cooked dry beans, peas, and lentils; or  0-2 ounces of cheese; or  0-4 ounces (volume) of cottage cheese; or  0-4 ounces or 1/2 cup of yogurt; <sup>4</sup> or a combination of the above; <sup>5</sup> and  0-2 tablespoons vegetable or fruit, or a combination of both. <sup>5,6</sup>
Snack	4-6 fluid ounces breast milk <sup>1</sup> or formula <sup>2</sup>	2-4 fluid ounces breast milk <sup>1</sup> or formula; <sup>2</sup> and  0-1/2 ounce equivalent bread; <sup>3,7</sup> or  0-1/4 ounce equivalent crackers; <sup>3,7</sup> or  0-1/2 ounce equivalent infant cereal; <sup>2,3</sup> or  0-1/4 ounce equivalent ready-to-eat breakfast cereal; <sup>3,5,7,8</sup> and  0-2 tablespoons vegetable or fruit, or a combination of both. <sup>5,6</sup>

<sup>1</sup> Breast milk or formula, or portions of both, must be served; however, it is recommended that breast milk be served from birth through 11 months. For some breastfed infants who regularly consume less than the minimum amount of breast milk per feeding, a serving of less than the minimum amount of breast milk may be offered, with additional breast milk offered at a later time if the infant will consume more.

<sup>2</sup> Infant formula and dry infant cereal must be iron-fortified.

<sup>3</sup> Information on crediting grain items may be found in FNS guidance.

<sup>4</sup> Through September 30, 2025, yogurt must contain no more than 23 grams of total sugars per 6 ounces. By October 1, 2025, yogurt must contain no more than 12 grams of added sugars per 6 ounces (2 grams of added sugars per ounce).

<sup>5</sup> A serving of this component is required when the infant is developmentally ready to accept it.

<sup>6</sup> Fruit and vegetable juices must not be served.

<sup>7</sup> A serving of grains must be whole grain-rich, enriched meal, enriched flour, bran, or germ.

<sup>8</sup> Through September 30, 2025, breakfast cereals must contain no more than 6 grams of total sugars per dry ounce. By October 1, 2025, breakfast cereals must contain no more than 6 grams of added sugars per dry ounce.

Table 2 to Paragraph [7 CFR 226.20\(c\)\(1\)](#)—Child and Adult Care Food Program Breakfast

Meal components and food items <sup>1</sup>	Minimum quantities				
	Ages 1-2	Ages 3-5	Ages 6-12	Ages 13-18 <sup>2</sup>	Adult participants
Fluid Milk	4 fluid ounces <sup>3</sup>	6 fluid ounces <sup>4</sup>	8 fluid ounces <sup>5</sup>	8 fluid ounces <sup>5</sup>	8 fluid ounces. <sup>6</sup>
Vegetables, fruits, or portions of both <sup>7</sup>	1/4 cup	1/2 cup	1/2 cup	1/2 cup	1/2 cup.
Grains <sup>8</sup>	1/2 ounce equivalent	1/2 ounce equivalent	1 ounce equivalent	1 ounce equivalent	2 ounce equivalents.

<sup>1</sup> *Must serve all three components for a reimbursable meal. Offer versus serve is an option for at-risk afterschool care and adult day care centers.*

<sup>2</sup> *At-risk afterschool programs and emergency shelters may need to serve larger portions to children ages 13 through 18 to meet their nutritional needs.*

<sup>3</sup> *Must serve unflavored whole milk to children age 1.*

<sup>4</sup> *Must serve unflavored milk to children 2 through 5 years old. The milk must be fat-free, skim, low-fat, or 1 percent or less.*

<sup>5</sup> *May serve unflavored or flavored milk to children ages 6 and older. The milk must be fat-free, skim, low-fat, or 1 percent or less.*

<sup>6</sup> *May serve unflavored or flavored milk to adults. The milk must be fat-free, skim, low-fat, or 1 percent or less. Yogurt may be offered in the place of milk once per day for adults. Yogurt may count as either a fluid milk substitute or as a meat alternate, but not both, in the same meal. Six ounces (by weight) or 3/4 cup (by volume) of yogurt is the equivalent of 8 ounces of fluid milk. Through September 30, 2025, yogurt must contain no more than 23 grams of total sugars per 6 ounces. By October 1, 2025, yogurt must contain no more than 12 grams of added sugars per 6 ounces (2 grams of added sugars per ounce).*

<sup>7</sup> *Juice must be pasteurized. Full-strength juice may only be offered to meet the vegetable or fruit requirement at one meal or snack, per day.*

<sup>8</sup> *Must serve at least one whole grain-rich serving, across all eating occasions, per day. Grain-based desserts may not be used to meet the grains requirement. Meats/meat alternates may be offered in place of the entire grains requirement, up to 3 times per week at breakfast. One ounce equivalent of meats/meat alternates credits equal to one ounce equivalent of grains. Through September 30, 2025, breakfast cereals must contain no more than 6 grams of total sugars per dry ounce. By October 1, 2025, breakfast cereals must contain no more than 6 grams of added sugars per dry ounce. Information on crediting grain items and meats/meat alternates may be found in FNS guidance.*

Table 3 to Paragraph [7 CFR 226.20\(c\)\(2\)](#)—Child and Adult Care Food Program Lunch and Supper

Meal components and food items <sup>1</sup>	Minimum quantities				
	Ages 1-2	Ages 3-5	Ages 6-12	Ages 13-18 <sup>2</sup>	Adult participants
Fluid milk	4 fluid ounces <sup>3</sup>	6 fluid ounces <sup>4</sup>	8 fluid ounces <sup>5</sup>	8 fluid ounces <sup>5</sup>	8 fluid ounces. <sup>6</sup>
Meats/meat alternates <sup>7</sup>	1 ounce equivalent	1 1/2 ounce equivalents	2 ounce equivalents	2 ounce equivalents	2 ounce equivalents.
Vegetables <sup>8</sup>	1/8 cup	1/4 cup	1/2 cup	1/2 cup	1/2 cup.
Fruits <sup>8</sup>	1/8 cup	1/4 cup	1/4 cup	1/4 cup	1/2 cup.
Grains <sup>9</sup>	1/2 ounce equivalent	1/2 ounce equivalent	1 ounce equivalent	1 ounce equivalent	2 ounce equivalents.

<sup>1</sup> Must serve all five components for a reimbursable meal. Offer versus serve is an option for at-risk afterschool care and adult day care centers.

<sup>2</sup> At-risk afterschool programs and emergency shelters may need to serve larger portions to children ages 13 through 18 to meet their nutritional needs.

<sup>3</sup> Must serve unflavored whole milk to children age 1.

<sup>4</sup> Must serve unflavored milk to children 2 through 5 years old. The milk must be fat-free, skim, low-fat, or 1 percent or less.

<sup>5</sup> May serve unflavored or flavored milk to children ages 6 and older. The milk must be fat-free, skim, low-fat, or 1 percent or less.

<sup>6</sup> May serve unflavored or flavored milk to adults. The milk must be fat-free, skim, low-fat, or 1 percent or less. Yogurt may be offered in place of milk once per day for adults. Yogurt may count as either a fluid milk substitute or as a meat alternate, but not both, in the same meal. Six ounces (by weight) or 3/4 cup (by volume) of yogurt is the equivalent of 8 ounces of fluid milk. A serving of fluid milk is optional for suppers served to adult participants.

<sup>7</sup> Alternate protein products must meet the requirements in appendix A to this part. Through September 30, 2025, yogurt must contain no more than 23 grams of total sugars per 6 ounces. By October 1, 2025, yogurt must contain no more than 12 grams of added sugars per 6 ounces (2 grams of added sugars per ounce). Information on crediting meats/meat alternates may be found in FNS guidance.

<sup>8</sup> Juice must be pasteurized. Full-strength juice may only be offered to meet the vegetable or fruit requirement at one meal or snack, per day. A vegetable may be offered to meet the entire fruit requirement. When two vegetables are served at lunch or supper, two different kinds of vegetables must be served.

<sup>9</sup> Must serve at least one whole grain-rich serving, across all eating occasions, per day. Grain-based desserts may not be used to meet the grains requirement. Through September 30, 2025, breakfast cereals must contain no more than 6 grams of total sugars per dry ounce. By October 1, 2025, breakfast cereal must contain no more than 6 grams of added sugars per dry ounce. Information on crediting grain items may be found in FNS guidance.

Table 4 to Paragraph [7 CFR 226.20\(c\)\(3\)](#)—Child and Adult Care Food Program Snack

Meal components and food items <sup>1</sup>	Minimum quantities				
	Ages 1-2	Ages 3-5	Ages 6-12	Ages 13-18 <sup>2</sup>	Adult participants
Fluid milk	4 fluid ounces <sup>3</sup>	4 fluid ounces <sup>4</sup>	8 fluid ounces <sup>5</sup>	8 fluid ounces <sup>5</sup>	8 fluid ounces. <sup>6</sup>
Meats/meat alternates <sup>7</sup>	1/2 ounce equivalent	1/2 ounce equivalent	1 ounce equivalent	1 ounce equivalent	1 ounce equivalent.
Vegetables <sup>8</sup>	1/2 cup	1/2 cup	3/4 cup	3/4 cup	1/2 cup.
Fruits <sup>8</sup>	1/2 cup	1/2 cup	3/4 cup	3/4 cup	1/2 cup.
Grains <sup>9</sup>	1/2 ounce equivalent	1/2 ounce equivalent	1 ounce equivalent	1 ounce equivalent	1 ounce equivalent.

<sup>1</sup> Must serve two of the five components for a reimbursable snack. Milk and juice may not be served as the only two items in a reimbursable snack.

<sup>2</sup> At-risk afterschool programs and emergency shelters may need to serve larger portions to children ages 13 through 18 to meet their nutritional needs.

<sup>3</sup> Must serve unflavored whole milk to children age 1.

<sup>4</sup> Must serve unflavored milk to children 2 through 5 years old. The milk must be fat-free, skim, low-fat, or 1 percent or less.

<sup>5</sup> May serve unflavored or flavored milk to children ages 6 and older. The milk must be fat-free, skim, low-fat, or 1 percent or less.

<sup>6</sup> May serve unflavored or flavored milk to adults. The milk must be fat-free, skim, low-fat, or 1 percent or less. Yogurt may be offered in place of milk, once per day for adults. Yogurt may count as either a fluid milk substitute or as a meat alternate, but not both, in the same meal. Six ounces (by weight) or 3/4 cup (by volume) of yogurt is the equivalent of 8 ounces of fluid milk.

<sup>7</sup> Alternate protein products must meet the requirements in appendix A to this part. Through September 30, 2025, yogurt must contain no more than 23 grams of total sugars per 6 ounces. By October 1, 2025, yogurt must contain no more than 12 grams of added sugars per 6 ounces (2 grams of added sugars per ounce). Information on crediting meats/meat alternates may be found in FNS guidance.

<sup>8</sup> Juice must be pasteurized. Full-strength juice may only be offered to meet the vegetable or fruit requirement at one meal or snack, per day.

<sup>9</sup> Must serve at least one whole grain-rich serving, across all eating occasions, per day. Grain-based desserts may not be used to meet the grains requirement. Through September 30, 2025, breakfast cereals must contain no more than 6 grams of total sugars per dry ounce. By October 1, 2025, breakfast cereal must contain no more than 6 grams of added sugar per dry ounce. Information on crediting grain items may be found in FNS guidance.

Table 5 to Paragraph [7 CFR 226.20\(q\)\(3\)\(ii\)](#)—Nutrient Requirements for Fluid Milk Substitutes

Nutrient	Per cup (8 fl. oz.)
Calcium	276 mg.
Protein	8 g.
Vitamin A	150 mcg. retinol activity equivalents (RAE).
Vitamin D	2.5 mcg.
Magnesium	24 mg.
Phosphorus	222 mg.
Potassium	349 mg.
Riboflavin	0.44 mg.
Vitamin B-12	1.1 mcg.

**\*[7 CFR 226.20\(i\)](#): *Meals prepared in schools.*** The State agency must allow institutions and facilities which serve meals to children 5 years old and older and are prepared in schools participating in the National School Lunch and School Breakfast Programs to substitute the meal pattern requirements of the regulations governing those Programs ([parts 210](#) and [220 of this chapter](#), respectively) for the meal pattern requirements contained in [7 CFR 226.20](#).

## National School Lunch Program Meal Pattern Requirements [7 CFR 210.10](#)

Table 1 to Paragraph [7 CFR 210.10\(c\)](#) —National School Lunch Program Meal Pattern

Meal components	Amount of food <sup>1</sup> per week (minimum per day)		
	Grades K-5	Grades 6-8	Grades 9-12
Fruits (cups) <sup>2</sup>	2 1/2 (1/2)	2 1/2 (1/2)	5 (1)
Vegetables (cups) <sup>2</sup>	3 3/4 (3/4)	3 3/4 (3/4)	5 (1)
Dark Green Subgroup <sup>3</sup>	1/2	1/2	1/2
Red/Orange Subgroup <sup>3</sup>	3/4	3/4	1 1/4
Beans, Peas, and Lentils Subgroup <sup>3</sup>	1/2	1/2	1/2
Starchy Subgroup <sup>3</sup>	1/2	1/2	1/2
Other Vegetables Subgroup <sup>34</sup>	1/2	1/2	3/4
Additional Vegetables from Any Subgroup to Reach Total	1	1	1 1/2
Grains (oz. eq.) <sup>5</sup>	8-9 (1)	8-10 (1)	10-12 (2)
Meats/Meat Alternates (oz. eq.) <sup>6</sup>	8-10 (1)	9-10 (1)	10-12 (2)
Fluid Milk (cups) <sup>7</sup>	5 (1)	5 (1)	5 (1)

**DIETARY SPECIFICATIONS: DAILY AMOUNT BASED ON THE AVERAGE FOR A 5-DAY WEEK<sup>8</sup>**

Minimum-Maximum Calories (kcal)	550-650	600-700	750-850
Saturated Fat (% of total calories)	<10	<10	<10
Added Sugars (% of total calories)	<10	<10	<10
Sodium Limit: In place through June 30, 2027	≤1,110 mg	≤1,225 mg	≤1,280 mg
Sodium Limit: Must be implemented by July 1, 2027	≤935 mg	≤1,035 mg	≤1,080 mg

<sup>1</sup> Food items included in each group and subgroup and amount equivalents.

<sup>2</sup> Minimum creditable serving is 1/8 cup. One quarter-cup of dried fruit counts as 1/2 cup of fruit; 1 cup of leafy greens counts as 1/2 cup of vegetables. No more than half of the fruit or vegetable offerings may be in the form of juice. All juice must be 100 percent full-strength.

<sup>3</sup> Larger amounts of these vegetables may be served.

<sup>4</sup> This subgroup consists of "Other vegetables" as defined in [paragraph \(c\)\(2\)\(ii\)\(E\)](#) of this section. For the purposes of the NSLP, the "Other vegetables" requirement may be met with any additional amounts from the dark green, red/orange, and bean, peas, and lentils vegetable subgroups as defined in [paragraph \(c\)\(2\)\(ii\)](#) of this section.

<sup>5</sup> Minimum creditable serving is 0.25 oz. eq. At least 80 percent of grains offered weekly (by ounce equivalents) must be whole grain-rich as defined in [§ 210.2](#) and the remaining grains items offered must be enriched.

<sup>6</sup> Minimum creditable serving is 0.25 oz. eq.

<sup>7</sup> Minimum creditable serving is 8 fluid ounces. All fluid milk must be fat-free (skim) or low-fat (1 percent fat or less) and must meet the requirements in [paragraph \(d\)](#) of this section.

<sup>8</sup> By July 1, 2027, schools must meet the dietary specification for added sugars. Schools must meet the sodium limits by the dates specified in this chart. Discretionary sources of calories may be added to the meal pattern if within the dietary specifications.

**[\\*7 CFR 210.10\(c\)\(1\)](#) - Age/grade groups.** Schools must plan menus for students using the following age/grade groups: Grades K-5 (ages 5-10), grades 6-8 (ages 11-13), and grades 9-12 (ages 14-18). If an unusual grade configuration in a school prevents the use of these established age/grade groups, students in grades K-5 and grades 6-8 may be offered the same food quantities at lunch provided that the calorie and sodium standards for each age/grade group are met. No customization of the established age/grade groups is allowed.

## School Breakfast Program Meal Pattern Requirements [7 CFR 220.8](#)

Table 1 to Paragraph [7 CFR 220.8\(c\)](#) —School Breakfast Program Meal Pattern

Meal components	Amount of food <sup>1</sup> per week (minimum per day)		
	Grades K-5	Grades 6-8	Grades 9-12
Fruits (cups) <sup>2</sup>	5 (1)	5 (1)	5 (1)
Vegetables (cups) <sup>2</sup>	0	0	0
Dark Green Subgroup	0	0	0
Red/Orange Subgroup	0	0	0
Beans, Peas, and Lentils Subgroup	0	0	0
Starchy Subgroup	0	0	0
Other Vegetables Subgroup	0	0	0
Grains or Meats/Meat Alternates (oz. eq) <sup>3</sup>	7-10 (1)	8-10 (1)	9-10 (1)
Fluid Milk (cups) <sup>4</sup>	5 (1)	5 (1)	5 (1)
<b>DIETARY SPECIFICATIONS: DAILY AMOUNT BASED ON THE AVERAGE FOR A 5-DAY WEEK<sup>5</sup></b>			
Minimum-Maximum Calories (kcal)	350-500	400-550	450-600
Saturated Fat (% of total calories)	<10	<10	<10
Added Sugars (% of total calories)	<10	<10	<10
Sodium Limit: In place through June 30, 2027	≤540 mg	≤600 mg	≤640 mg
Sodium Limit: Must be implemented by July 1, 2027	≤485 mg	≤535 mg	≤570 mg

<sup>1</sup> Food items included in each group and subgroup and amount equivalents.

<sup>2</sup> Minimum creditable serving is 1/8 cup. Schools must offer 1 cup of fruit daily and 5 cups of fruit weekly. Schools may substitute vegetables for fruit at breakfast as described in [paragraphs \(c\)\(2\)\(i\) and \(ii\)](#) of this section.

<sup>3</sup> Minimum creditable serving is 0.25 oz. eq. School may offer grains, meats/meat alternates, or a combination of both to meet the daily and weekly ounce equivalents for this combined component. At least 80 percent of grains offered weekly at breakfast must be whole grain-rich as defined in [§ 210.2 of this chapter](#), and the remaining grain items offered must be enriched.

<sup>4</sup> Minimum creditable serving is 8 fluid ounces. All fluid milk must be fat-free (skim) or low-fat (1 percent fat or less) and must meet the requirements in [paragraph \(d\)](#) of this section.

<sup>5</sup> By July 1, 2027, schools must meet the dietary specification for added sugars. Schools must meet the sodium limits by the dates specified in this chart. Discretionary sources of calories may be added to the meal pattern if within the dietary specifications.

**[\\*7 CFR 220.8\(c\)\(1\)](#) - Age/grade groups.** Schools must plan menus for students using the following age/grade groups: Grades K-5 (ages 5-10), grades 6-8 (ages 11-13), and grades 9-12 (ages 14-18). If an unusual grade configuration in a school prevents the use of the established age/grade groups, students in grades K-5 and grades 6-8 may be offered the same food quantities at breakfast provided that the calorie and sodium standards for each age/grade group are met. No customization of the established age/grade groups is allowed.

**ATTACHMENT B**  
**Certificate of Independent Price Determination**

Both the Local Educational Agency (LEA) and Food Service Management Company (offeror) shall execute this Certificate of Independent Price Determination.

---

NAME OF FOOD SERVICE MANAGEMENT COMPANY      NAME OF LOCAL EDUCATIONAL AGENCY

- (A) By submission of this offer, the offeror certifies, and in the case of a joint offer, each party thereto certifies as to its own organization, that in connection with this procurement:
- (1) The prices in this offer have been arrived at independently, without consultation, communication or agreement, for the purpose of restricting competition, as to any matter relating to such prices with any other offeror or with any competitor;
  - (2) Unless otherwise required by law, the prices which have been quoted in this offer have not been knowingly disclosed by the offeror and will not knowingly be disclosed by the offeror prior to opening in the case of an advertised procurement or prior to award in the case of a negotiated procurement, directly or indirectly to any other offeror or to any competitor; and
  - (3) No attempt has been made or will be made by the offeror to induce any person or firm to submit or not to submit, an offer for the purpose of restricting competition.
- (B) Each person signing this offer on behalf of the Food Service Management Company certifies that:
- (1) He or she is the person in the offeror's organization responsible within the organization for the decision as to the prices being offered herein and has not participated, and will not participate, in any action contrary to (A)(1) through (A)(3) above; or
  - (2) He or she is not the person in other offeror's organization responsible within the organization for the decision as to the prices being offered herein, but that he or she has been authorized in writing to act as agent for the persons responsible for such decision in certifying that such persons have not participated and will not participate, in any action contrary to (A)(1) through (A)(3) above, and as their agent does hereby so certify; and he or she has not participated, and will not participate, in any action contrary to (A)(1) through (A)(3) above.

**To the best of my knowledge, this Food Service Management Company, its affiliates, subsidiaries, officers, directors and employees are not currently under investigation by any governmental agency and have not in the last three years been convicted or found liable for any act prohibited by State or Federal law in any jurisdiction, involving conspiracy or collusion with respect to bidding on any public contract, except as follows:**

---

SIGNATURE OF FSMC AUTHORIZED REPRESENTATIVE      TITLE      DATE

**In accepting this offer, the LEA certifies that no representative of the LEA has taken any action that may have jeopardized the independence of the offer referred to above.**

---

SIGNATURE OF LEA AUTHORIZED REPRESENTATIVE      TITLE      DATE

## ATTACHMENT C

### Clean Air and Water Certificate

NOTE: This certificate must be completed for all new and renewal contract years when the contract exceeds \$100,000.

Applicable if the contract exceeds \$100,000 or the Contracting Officer has determined that the orders under an indefinite quantity contract in any one year will exceed \$100,000 or a facility to be used has been the subject of a conviction under the Clean Air Act (41 U.S.C. 1857c-8(c)(1) or the Federal Water Pollution Control Act 33 1319(d) and is listed by EPA or the contract is not otherwise exempt. Both the Local Educational Agency (LEA) and Food Service Management Company (offeror) shall execute this Certificate.

\_\_\_\_\_  
NAME OF FOOD SERVICE MANAGEMENT COMPANY

\_\_\_\_\_  
NAME OF LOCAL EDUCATIONAL AGENCY

THE FOOD SERVICE MANAGEMENT COMPANY AGREES AS FOLLOWS:

- A. To comply with all the requirements of Section 114 of the Clean Air Act, as amended (41 U.S.C. 1857, et seq., as amended by Public Law 91-604) and Section 308 of the Federal Water Pollution Control Act (33 U.S.C. 1251, et seq., as amended by Public Law 92-500), respectively, relating to inspection, monitoring, entry, reports and information as well as other requirements specified in Section 114 and Section 308 of the Air Act and the Water Act, respectively, and all regulations and guidelines issued thereunder before the award of this contract.
- B. That no portion of the work required by this prime contract will be performed in a facility listed on the Environmental Protection Agency List of Violating Facilities on the date when this contract was awarded unless and until the EPA eliminates the name of such facility or facilities from such listing.
- C. To use his/her best efforts to comply with clean air standards and clean water standards at the facilities in which the contract is being performed.
- D. To insert the substance of the provisions of this clause in any nonexempt subcontract, including this paragraph.

THE TERMS IN THIS CLAUSE HAVE THE FOLLOWING MEANINGS:

- A. The term "Air Act" means the Clean Air Act, as amended (41 U.S.C. 1957 et seq., as amended by Public Law 91-604).
- B. The term "Water Act" means Federal Water Pollution Control Act, as amended (33 U.S.C. 1251 et seq., as amended by Public Law 92-500).
- C. The term "Clean Air Standards" means any enforceable rules, regulations, guidelines, standards, limitations, orders, controls, prohibitions, or other requirements which are contained in, issued under, or otherwise adopted pursuant to the Air Act or Executive Order 11738, an applicable implementation plan as described in section 110(d) of the Clean Air Act (42 U.S.C. 1957c-5(d)), an approved implementation procedure or plan under Section 111(c) or Section 111(d), respectively, of the Air Act (42 U.S.C. 1857c-6(c) or (d)), or approved implementation procedure under Section 112(d) of the Air Act (42 U.S.C. 1857c-7(d)).

- D. The term "Clean Air Standards" means any enforceable limitation, control, condition, prohibition, standard, or other requirement which is promulgated pursuant to the Water Act or contained in a permit issued to a discharger by the Environmental Protection Agency or by a State under an approved program, as authorized by Section 402 of the Water Act (33 U.S.C. 1342) or by local government to ensure compliance with pretreatment regulations as required by Section 307 of the Water Act (33 U.S.C. 1317).
- E. The term "Compliance" means compliance with clean air or water standards. Compliance shall also mean compliance with a schedule or plan ordered or approved by a court of competent jurisdiction, the Environmental Protection Agency or an Air or Water Pollution Control Agency in accordance with the requirements of the Air Act or Water Act and regulations issued pursuant thereto.
- F. The term "facility" means any building, plant, installation, structure, mine, vessel, or other floating craft, location or sites of operations, owned, leased or supervised by the Food Service Management Company.

---

SIGNATURE/TITLE OF FSMC AUTHORIZED REPRESENTATIVE DATE

---

SIGNATURE/TITLE OF LEA AUTHORIZED REPRESENTATIVE DATE

**ATTACHMENT D**  
**Certification Regarding Lobbying Disclosure of Lobbying Activities**  
(Complete the form that is applicable.)

**NOTE: This certificate must be completed for all new and renewal contract years when the contract exceeds \$100,000.**

**Applicable to Grants, Subgrants, Cooperative Agreements, and Contracts Exceeding \$100,000 in Federal Funds.**

Submission of this certification is a prerequisite for making or entering into this transaction and is imposed by section 1352, Title 31, U.S. Code. This certification is a material representation of fact upon which reliance was placed when this transaction was made or entered into. Any person who fails to file the required certification shall be subject to a civil penalty of not less than \$10,000 and not more than \$100,000 for each such failure.

The undersigned certifies, to the best of his or her knowledge and belief, that:

- (1) No Federal appropriated funds have been paid or will be paid by or on behalf of the undersigned, to any person for influencing or attempting to influence an officer or employee of any agency, a Member of Congress, an officer or employee of Congress, or an employee of a Member of Congress in connection with the awarding of a Federal contract, the making of a Federal grant, the making of a Federal loan, the entering into a cooperative agreement, and the extension, continuation, renewal, amendment, or modification of a Federal contract, grant, loan, or cooperative agreement.
- (2) If any funds other than Federal appropriated funds have been paid or will be paid to any person for influencing or attempting to influence an officer or employee of any agency, a Member of Congress, an officer or employee of Congress, or an employee of a Member of Congress in connection with this Federal grant or cooperative agreement, the undersigned shall complete and submit Standard Form-LLL, "Disclosure Form to Report Lobbying," in accordance with its instructions.
- (3) The undersigned shall require that the language of this certification be included in the award documents for all covered subawards exceeding \$100,000 in Federal funds at all appropriate tiers and that all subrecipients shall certify and disclose accordingly.

---

**Name/Address of Organization**

---

**Name/Title of Submitting Official**

---

**Signature**

---

**Date**

**ATTACHMENT D (Continued)**  
**DISCLOSURE OF LOBBYING ACTIVITIES**

Complete this form to disclose lobbying activities pursuant to 31 U.S.C. 1352

<p><b>1. Type of Federal Action:</b> _____</p> <p>a. contract  b. grant  c. cooperative agreement  d. loan  e. loan guarantee  f. loan insurance</p>	<p><b>2. Status of Federal Action:</b> _____</p> <p>a. bid/offer/application  b. initial award  c. post-award</p>	<p><b>3. Report Type:</b> _____</p> <p>a. initial filing  b. material change</p> <p><b>For Material Change Only:</b>  Year _____  Quarter _____  Date of Last Report _____</p>
<p><b>4. Name and Address of Reporting Entity:</b>  _____ Prime _____ Subawardee Tier _____, if known:</p> <p><b>5. If Reporting Entity in No. 4 is Subawardee, Enter Name and Address of Prime:</b></p>		
<p><b>6. Federal Department/Agency:</b></p>		<p><b>7. Federal Program Name/Description:</b></p>
<p><b>8. Federal Action Number, if known:</b></p>		<p><b>9. Award Amount, if known:</b>  \$ _____</p>
<p><b>10a. Name and Address of Lobbying Entity:</b>  (if individual, last name, first name, middle)</p>		<p><b>10b. Individuals Performing Services</b> (include address if different from 10a.)  (last name, first name, middle)</p>
<p><b>11. Amount of Payment</b> (check all that apply):  \$ _____  _____ Actual _____ Planned</p>		<p><b>12. Type of payment</b> (check all that apply):  _____ a. retainer  _____ b. one-time fee  _____ c. commission  _____ d. contingent fee  _____ e. deferred  _____ f. other; specify: _____</p>
<p><b>13. Form of Payment</b> (check all that apply):  _____ a. cash  _____ b. in-kind; specify:  Nature _____  Actual _____</p>		<p><b>14. Continuation Sheet(s) SF-LLL-A Attached:</b>  Yes _____ (Number _____)  No _____</p>
<p><b>15. Brief Description of Services Performed or to be Performed and Date(s) of Service, including officer(s), employee(s), or member(s) contracted for Payment indicated in Item 11:</b></p>   		
<p align="right">Attach Continuation Sheet(s) SF-LLL-A (if necessary)</p>		
<p><b>16. Information requested through this form is authorized by Title 31 U.S.C. section 1352. This disclosure of lobbying activities is a material representation of fact upon which reliance was placed by the tier above when this transaction was made or entered into. This disclosure is required pursuant to 31 U.S.C. 1352. This information will be reported to the Congress semi-annually and will be available for public inspection. Any person who fails to file the required disclosure shall be subject to a civil penalty of not less than \$10,000 and not more than \$100,000 for each such failure.</b></p>		
<p><b>Signature:</b> _____</p> <p><b>Print Name:</b> _____</p> <p><b>Title:</b> _____</p> <p><b>Telephone:</b> _____</p> <p><b>Date:</b> _____</p>		
<p><b>Federal Use Only:</b></p>		<p><b>Authorized for Local Reproduction  Standard Form -- LLL</b></p>

**ATTCHMENT D (Continued)**  
**DISCLOSURE OF LOBBYING ACTIVITIES**

**Reporting Entity:** \_\_\_\_\_ **Page** \_\_\_\_\_ **of** \_\_\_\_\_

## ATTACHMENT D (Continued) CONTINUATION SHEET SF-LLL-A

This disclosure form shall be completed by the reporting entity, whether subawardee or prime Federal recipient, at the initiation or receipt of a covered Federal action, or a material change to a previous filing, pursuant to title 31 U.S.C. section 1352. The filing of a form is required for each payment or agreement to make payment to any lobbying entity for influencing or attempting to influence an officer or employee of any agency, a Member of Congress, an officer or employee of Congress, or an employee of a Member of Congress in connection with a covered Federal action. If the space on the form is inadequate, use of SF-LLL-A Continuation Sheet for additional information. Complete all items that apply for both the initial filing and material change report. Refer to the implementing guidance published by the Office of Management and Budget for additional information.

1. Identify the type of covered Federal action for which lobbying activity is and/or has been secured to influence the outcome of a covered Federal action.
2. Identify the status of the covered Federal action.
3. Identify the appropriate classification of this report. If this is a follow-up report caused by a material change to the information previously reported, enter the year and quarter in which the change occurred. Enter the date of the last previously submitted report by this reporting entity for this covered Federal action.
4. Enter the full name, address, city, state and zip code of the reporting entity. Include Congressional District, if known. Check the appropriate classification of the reporting entity that designates if it is, or expects to be, a prime or subaward recipient. Identify the tier of the subawardee, e.g., the first subawardee of the prime is the 1st tier. Subawards include but are not limited to subcontracts, subgrants and contract awards under grants.
5. If the organization filing the report in item 4 checks "Subawardee", then enter the full name, address, city, state and zip code of the prime Federal recipient. Include Congressional District, if known.
6. Enter the name of the Federal agency making the award or loan commitment. Include at least one organizational level below agency name, if known. For example, Department of Transportation, United States Coast Guard.
7. Enter the Federal program name or description for the covered Federal action (item 1). If known, enter the full Catalog of Federal Domestic Assistance (CFDA) number for grants, cooperative agreements, loans, and loan commitments.
8. Enter the most appropriate Federal identifying number available for the Federal action identified in item 1 (e.g., Request for Proposal (RFP) Number, Invitation for Bid (IFB) Number; grant announcement number; the contract, grant or loan award number; the application/proposal control number assigned by the Federal agency). Include prefixes, e.g., "RFP-DE-90-001."
9. For a covered Federal action where there has been an award or loan commitment by the Federal agency, enter the Federal amount of the award/loan commitment for the prime entity identified in item 4 or 5.
- 10(a) Enter the full name, address, city, state and zip code of the lobbying entity engaged by the reporting entity identified in item 4 to influence the covered Federal action.
- 10(b) Enter the full names of the individual(s) performing services, and include full address if different from 10(a). Enter Last Name, First Name, and Middle Initial (MI).
11. Enter the amount of compensation paid or reasonably expected to be paid by the reporting entity (item 4) to the lobbying entity (item 10). Indicate whether the payment has been made (actual) or will be made (planned). Check all that apply. If this is a material change report, enter the cumulative amount of payment made or planned to be made.
12. Check type of payment. Check all that apply.
13. If payment is made through an in-kind contribution, specify the nature and value of the in-kind payment. Check all that apply. If other, specify nature.
14. Check whether or not a SF-LLL-A Continuation Sheet(s) is attached. If yes, list number of sheets attached.
15. Provide a specific and detailed description of the services that the lobbyist has performed, or will be expected to perform, and the date(s) of any services rendered. Include all preparatory and related activity, not just time spent in actual contact with Federal officials. Identify the Federal official(s) or employee(s) contacted or the officer(s), employee(s), or Member(s) of Congress that were contacted.

The certifying official shall sign and date the form, print his/her name, title, and telephone number. Public reporting burden for this collection of information is estimated to average 30 minutes per response, including time for reviewing instructions, searching existing data sources, gathering and maintaining the data needed, and completing and reviewing the collection of information. Send comments regarding the burden estimate or any other aspect of this collection of information, including suggestions for reducing this burden, to the Office of Management and Budget. Paperwork Reduction Project (0348-00046), Washington, DC 20503.

## ATTACHMENT E

### Debarment and Suspension and Other Responsibility Matters Primary Covered Transactions

2 CFR 200.213- Non-federal entities are subject to the non-procurement debarment and suspension regulations implementing Executive Orders 12549 and 12689, 2 CFR part 180. These regulations restrict awards, subawards, and contracts with certain parties that are debarred, suspended, or otherwise excluded from or ineligible for participation in Federal assistance programs or activities.

**(Before completing certification, read instructions on next page.)**

(1) The prospective primary participant certifies to the best of its knowledge and belief that it and its principals:

(a) Are not presently debarred, suspended, proposed for disbarment, declared ineligible, or voluntarily excluded from covered transactions by any Federal department or agency;

(b) Have not within a three-year period preceding this application been convicted of or had a civil judgment rendered against them for commission of fraud or a criminal offense in connection with obtaining, attempting to obtain, or performing a public (Federal, State, or local) transaction or contract under a public transaction; violation of Federal or State antitrust statutes or commission of embezzlement, theft, forgery, bribery, falsification or destruction of records, making false statements, or receiving stolen property;

(c) Are not presently indicted for or otherwise criminally or civilly charged by a governmental entity (Federal, State, or local) with commission of any of the offenses enumerated in paragraph (1)(b) of this certification; and

(d) Have not within a three-year period preceding this application had one or more public transactions (Federal, State, or local) terminated for cause or default.

(2) Where the prospective primary participant is unable to certify to any of the statements in this certification, such prospective primary participant shall attach an explanation to this proposal.

Business Name: \_\_\_\_\_

Date: \_\_\_\_\_

By: \_\_\_\_\_

Name and Title of Authorized Representative

\_\_\_\_\_  
Signature of Authorized Representative

## ATTACHMENT E (Continued)

### INSTRUCTIONS FOR SUSPENSION DEBARMENT CERTIFICATION

1. By signing and submitting this form, the prospective lower-tier participant is providing the certification set out on the previous page in accordance with these instructions.
2. The certification in this clause is a material representation of fact upon which reliance was placed when this transaction was entered into. If it is later determined that the prospective lower-tier participant knowingly rendered an erroneous certification, in addition to other remedies available to the Federal government, the department or agency with which this transaction originated may pursue available remedies, including suspension and/or debarment.
3. The prospective lower-tier participant shall provide immediate written notice to the person to whom this proposal is submitted if at any time the prospective lower-tier participant learns that its certification was erroneous when submitted or has become erroneous by reason of changed circumstances.
4. The terms “transaction”, “debarred”, “suspended”, “ineligible”, “lower-tier covered transaction”, “participant”, “person”, “primary covered transaction”, “principal”, “proposal”, and “voluntarily excluded”, as used in this clause, have the meanings set out in the Definitions and Coverage sections of rules implementing Executive Order 12549. You may contact the person to which this proposal is submitted for assistance in obtaining a copy of those regulations.
5. The prospective lower-tier participant agrees by submitting this form that, should the proposed covered transaction be entered into, it shall not knowingly enter into any lower-tier covered transaction with a person who is debarred, suspended, declared ineligible, or voluntarily excluded from participation in this covered transaction, unless authorized by the department or agency with which this transaction originated.
6. The prospective lower-tier participant further agrees by submitting this form that he or she will include this clause titled *Certification Regarding Debarment, Suspension, Ineligibility, and Voluntary Exclusion – Lower-Tier Covered Transactions*, without modification, in all lower-tier covered transactions and in all solicitations for lower-tier covered transactions.
7. A participant in a covered transaction may rely upon a certification of a prospective participant in a lower-tier covered transaction that is not debarred, suspended, ineligible, or voluntarily excluded from the covered transaction, unless it knows that the certification is erroneous. A participant may decide the method and frequency by which it determines the eligibility of its principals. Each participant may, but is not required to, check the Non-procurement List.
8. Nothing contained in the foregoing shall be construed to require establishment of a system of records in order to render in good faith the certification required by this clause. The knowledge and information of a participant are not required to exceed that which is normally possessed by a prudent person in the ordinary course of business dealings.
9. Except for transactions authorized under paragraph 5 of these instructions, if a participant in a covered transaction knowingly enters into a lower-tier covered transaction with a person who is suspended, debarred, ineligible, or voluntarily excluded from participation in this transaction, in addition to other remedies available to the Federal government, the department or agency with which this transaction originated may pursue available remedies, including suspension and/or debarment.

10.d.2. Custodial Contract Renewal. BG-2

AMENDMENT

LINCOLN COUNTY SCHOOL DISTRICT

AND

SODEXO AMERICA, LLC

THIS AMENDMENT, dated June 10, 2026, is between LINCOLN COUNTY SCHOOL DISTRICT ("District") and SODEXO AMERICA, LLC ("Contractor").

W I T N E S S E T H:

WHEREAS, District and Contractor entered into a certain Contract dated April 13, 2004, as amended ("Contract"), whereby Contractor manages and operates District's Custodial Services operation at 1212 NE Fogarty Street, Newport, Oregon 97365 ("Premises");

WHEREAS, the parties now desire to further amend the aforesaid Contract;

NOW, THEREFORE, in consideration of the promises herein contained and for other good and valuable consideration, the parties hereto agree as follows:

1. Based on the following occurrences, the parties have mutually agreed to an adjustment in the Contract Price:

Current Contract Price	\$2,367,536.07
Proposed CPI Increase (half of anything over 5%)	2.72%
Proposed Amount of CPI 2.72%	\$64,396.98
<b>New Contract Price effective July 1, 2026</b>	<b>\$2,431,933.05</b>

Accordingly, Section III, Section 1.C. is deleted in its entirety and the following substituted therefor:

1. PRICING STRUCTURE

C. In consideration of Contractor's performance of its obligations under this Contract, District shall pay Contractor a Contract Price. The annualized Contract Price for the period commencing July 1, 2026 through June 30, 2027 shall be Two Million Four Hundred Thirty-One Thousand Nine Hundred Thirty-Three and 05/100 Dollars (\$2,431,933.05). In any year which is a leap year, the fixed Contract Price shall be increased by an additional day (1/365 of the annual fixed Contract Price) to account for the additional day. District will pay Contractor the Contract Price in installment payments, which are determined by dividing the annual amount of the Contract Price by 365 days and this daily amount is applied to the billing frequency below. The Contract Price is based upon Contractor's estimates at the time of submission taking into account the financial risks assumed by Contractor and certain fees and Charges incorporated into the calculation of the Contract Price such as Charges for workers' compensation and general liability insurance based on the average manual rates for such insurance in the geographic area of the Premises, fixed percentage of salaries and wages for health benefits, and supplies and services at invoiced amount with Contractor retaining allowances negotiated in its national and regional procurement contracts.

Contractor shall invoice District at the beginning of each month. District shall pay the invoiced amount within thirty (30) days after the invoice date. Payment shall be made into a bank account designated by Contractor or as otherwise directed by Contractor. District shall pay interest automatically on amounts not paid when due at the lesser of one and one-half percent (1.5%) per month or the highest interest rate allowed by applicable state law.

2. Pursuant to Section III, Subsection 1.D, the hourly custodial rate of pay for added optional services shall be Twenty-Six and 18/100 Dollars (\$26.18), and overtime hourly rate of pay shall be Thirty-Nine and 28/100 Dollars (\$39.28).

3. All capitalized terms used herein shall have the same meanings set forth in the Agreement unless otherwise expressly provided in this Amendment.

4. This Amendment is effective July 1, 2026, and thereafter, unless amended. All other terms and conditions contained in the Contract shall remain unchanged and in full force and effect, except by necessary implication.

IN WITNESS WHEREOF, the duly authorized officers of the parties have executed this Amendment, as of the date indicated in the first paragraph of this Amendment.

LINCOLN COUNTY SCHOOL DISTRICT

SODEXO AMERICA, LLC

By:

Kim Cusick  
Business Services Director

By:

David Newman  
CEO, North America Schools

10.e. Board

10.e.1. Public Comment (This time is reserved for general public comment to the Board). BG-4

10.e.2. 2026-2027 Board Meeting Calendar

**LINCOLN COUNTY SCHOOL DISTRICT BOARD OF DIRECTORS  
BOARD MEETING CALENDAR FOR 2026-2027 FISCAL YEAR**

The Board of Directors will meet on the second Tuesday of each month at 6:30 p.m. for regular business meetings, unless otherwise noticed, in 2026-27. Work sessions will be scheduled on the Second Tuesday of certain months at 5:00 on the fourth Tuesdays of certain months (current listed work sessions are tentatively scheduled and are subject to change). Agendas are prepared by the Superintendent and Board Chair ten days in advance.

Month	Day	Time	Location	Meeting Type
July	14	5:00	Google Meets	Regular Session
August	11	6:30	Teaching & Learning Center	Regular Session
	25	8:30 AM	TBD (Likely OCCC- Newport)	Work Session/Board Retreat
September	8	5:00	Teaching & Learning Center	Work Session
	8	6:30	Teaching & Learning Center	Regular Session
	22	5:00	Taft 7-12	Work Session
October	13	5:00	Teaching & Learning Center	Work Session
	13	6:30	Teaching & Learning Center	Regular Session
	27	5:00	Toledo Elementary	Work Session
November	10	5:00	Teaching & Learning Center	Work Session
	10	6:30	Teaching & Learning Center	Regular Session
	24	5:00	Crestview Heights	Work Session
December	8	5:00	Teaching & Learning Center	Work Session
	8	6:30	Teaching & Learning Center	Regular Session
January	12	5:00	Teaching & Learning Center	Work Session
	12	6:30	Teaching & Learning Center	Regular Session
	26	5:00	Yaquina View Elem	Work Session
February	9	5:00	Teaching & Learning Center	Work Session
	9	6:30	Teaching & Learning Center	Regular Session
	17	5:00	OCCC - Newport	Joint Session - OCCC
March	9	5:00	Teaching & Learning Center	Work Session
	9	6:30	Teaching & Learning Center	Regular Session
April	13	5:00	Teaching & Learning Center	Work Session
	13	6:30	Teaching & Learning Center	Regular Session
	27	5:00	Oceanlake Elementary	Work Session
May	11	5:00	Teaching & Learning Center	Work Session
	11	6:30	Teaching & Learning Center	Regular Session
	25	5:00	Taft Elem	Work Session
June	8	5:00	Teaching & Learning Center	Work Session
	8	6:30	Teaching & Learning Center	Regular Session

10.f. Other

10.f.1. Meeting Takeaways

10.f.2. Reminders/Announcements

10.g. Adjournment

## **Board Goals 2024-2029**

**GOAL ONE:** Lincoln County School District will establish and meet high expectations for student achievement.

**GOAL TWO:** Lincoln County School District will create equitable, diverse, inclusive, and accessible learning environments across the district within a framework of excellence in education.

**GOAL THREE:** LCSD will provide for the long term health and welfare of our facilities and finances, focusing on accessibility, technological innovation, and purposeful utilization.

**GOAL FOUR:** Lincoln County School District will strengthen community relationships through communication and engagement with staff, students, families, and community partners.

### **Lincoln County School District Equity Team Land Acknowledgement Statement**

We ask that you take a moment to stop what you are doing, to listen to these words as we recognize the land that we currently inhabit. No matter where each of us is physically located in Lincoln County, we must understand that we are on traditional homelands and unceded territories of indigenous peoples. Where we live in Lincoln County, these are the ancestral homelands for the Confederated Tribes of Siletz Indians.

Lincoln County School District acknowledges the Confederated Tribes of Siletz Indians that consists of over 30 bands originating from Northern California to Southern Washington. The Confederated Tribes of Siletz Indians currently occupy and manage 9,310 acres located here in Lincoln County but is a mere fraction of their original 1855 1.1 million-acre Siletz coastal reservation. We must remember the people of the Confederated Tribes of Siletz Indians are and will forever be the first stewards of this land, water, and fish.

We acknowledge and recognize the continued sovereignty of the Confederated Tribes of Siletz Indians and honor their ancestral homelands. We are committed to bringing awareness to their history and the existence of the Confederated Tribes of Siletz Indians since time immemorial.

**NON-DISCRIMINATION:** Lincoln County Schools do not discriminate nor tolerate discrimination on the basis of an individual's race, color, religion, sex, sexual orientation, national origin, disability, gender identity, marital status or age or because of the race, color, religion, sex, sexual orientation, national origin, disability, gender identity, marital status or age of any other persons with whom the individual associates.