

## **NOTICE OF REGULAR MEETING OF THE EAGLE PASS INDEPENDENT SCHOOL DISTRICT**

Notice is hereby given that on **Tuesday, July 13, 2021**, the Board of Trustees of the Eagle Pass Independent School District will hold a **Regular Meeting** at **5:00 PM**, at the **District Service Center Austin Building, 587 Madison St., Eagle Pass, Texas 78852**. The subjects to be discussed are listed on the agenda, which is attached to and made a part of this notice.

Pursuant to Governor Abbott's Temporary Suspension of Open Meetings Laws issued on March 16, 2020, this meeting will be conducted via videoconference, which will be audible to the Board and public and allow for two-way communication. The Board President, presiding officers or trustees may not be physically present at one location but a quorum will be required for the meeting on the videoconference. The public may access this meeting at the link provided below. Members of the public wishing to address the Board of Trustees on an agenda or non-agenda topic for regular meetings or an agenda item at called or special meetings. The form will be available online at the links identified below one hour prior to the start of the meeting.

An electronic copy of the agenda may be viewed at  
<https://meetings.boardbook.org/Public/Organization/2009>

If, during the course of the meeting covered by this Notice, the Board of Trustees should determine that a closed or executive meeting or session of the Board of Trustees is required, then such closed or executive meeting or session as authorized by the Texas Open Meetings Act, Texas Government Code Section 551.001 et seq., will be held by the School Board at the date, hour, and place given in this Notice or as soon after the commencement of the meeting covered by this Notice as the School Board may conveniently meet in such closed or executive meeting or session concerning any and all purposes permitted by the Act, including, but not limited to the following sections and purposes:

Texas Government Code Section:

- 551.071 Private consultation with the board's attorney.
- 551.072 Discussing purchase, exchange, lease, or value of real property.
- 551.073 Discussing negotiated contracts for prospective gifts or donations.
- 551.074 Discussing personnel or to hear complaints against personnel.
- 551.076 Considering the deployment, specific occasions for, or implementation of, security personnel or devices.

- 551.082 Considering discipline of a public school child, or complaint or charge against an employee by another employee.
- 551.083 Considering the standards, guidelines, terms, or conditions the board will follow, or will instruct its representatives to follow, in consultation with representatives of employee groups.
- 551.084 Excluding witnesses from a hearing.

Should any final action, final decision, or final vote be required in the opinion of the School Board with regard to any matter considered in such closed or executive meeting or session, then the final, action, final decision, or final vote shall be either:

- (a) In the open meeting covered by the Notice upon the reconvening of the public meeting; or
- (b) At a subsequent public meeting of the School Board upon notice thereof; as the School Board shall determine.

---

Samuel Mijares, Superintendent of Schools

**EAGLE PASS ISD**  
587 Madison St.  
Eagle Pass, Texas 78852

**REGULAR MEETING**  
Tuesday, July 13, 2021 5:00 PM

- I. CALL MEETING TO ORDER
- II. PLEDGE OF ALLEGIANCE
- III. ROLL CALL
- IV. PUBLIC HEARING OF THE EAGLE PASS INDEPENDENT SCHOOL DISTRICT PROPOSED FEDERAL GRANT ENTITLEMENTS.
- V. CITIZENS' COMMUNICATION / RECOGNITIONS
  - V.1) Recognition of the Eagle Pass High School Varsity Baseball Team for their outstanding season.

- V.2) Recognition of the CC Winn High School Varsity Baseball Team for their outstanding season.
- VI. DISTRICT REPORTS / PRESENTATIONS
  - VI.1) Financial Report
  - VI.2) Utility Report
  - VI.3) Tax Collection Report
  - VI.4) Presentation of the ESSER II use of funds.
  - VI.5) Report on Management Fees for State Purchase Contracts, Interlocal Agreements and Purchasing Cooperatives.
  - VI.6) Review Investment Officer's Quarterly Report of Investment Transactions for all Funds for the Quarter ended May 31, 2021.
- VII. ACTION ITEMS
  - VII.1) Consider and take appropriate action on the request to approve Final Instructional Materials recommendations considered under Proclamation 2021 as examined and selected by the Technology and Instructional Materials Allotment Team.
  - VII.2) Consider and take appropriate action on the request to approve the consultant contract between Eagle Pass ISD and the City of Eagle Pass/Fire Dept. who will provide the EPHS and CCWHS Health Science students the opportunity to obtain a Certification for Emergency Medical Technician.
  - VII.3) Consider and take appropriate action on the request to elect two (2) School Board Members, One Member as a Delegate to the Texas Association of School Boards, and the other Member as an Alternate.
  - VII.4) Consider and take appropriate action on the request to approve the Dual Credit Partnership between Eagle Pass Independent School District and Southwest Texas Junior College.
  - VII.5) Consider and take appropriate action on the request to approve the Memorandum of Understanding between Eagle Pass Independent School District and Southwest Texas Junior College.
  - VII.6) Consider and take appropriate action on the request to approve the agreement between College Board and Eagle Pass ISD to purchase SAT Exams for secondary campuses and the Board delegates the Superintendent or Designee the

authority to make related budgeted purchases of goods or services as per Board Policy.

VII.7) Consider and take appropriate action on the request to purchase Credit by Exam for EPISD Secondary Campuses from Texas Tech University ISD and the Board delegates the Superintendent or Designee the authority to make related budgeted purchases of goods or services as per Board Policy.

#### VIII. CONSENT ITEMS

VIII.1) Consider and take appropriate action on the request to approve the minutes of the June 8, 2021 (Regular) and June 29, 2021 (Special) Board Meetings.

VIII.2) Consider and take appropriate action on the request to approve the renewal of annual software support and maintenance agreement contracts.

VIII.3) Consider and take appropriate action on the request to accept a donation of 240 backpacks for the Migrant Summer Program from Denta Quest.

VIII.4) Consider and take appropriate action on the request to award Sealed Proposal No. 220106 for janitorial supplies and the Board delegates the Superintendent or Designee the authority to make related budgeted purchases of goods or services as per Board Policy CH.

VIII.5) Consider and take appropriate action on the request to award Sealed Proposal No. 220406 for tortillas and the Board delegates the Superintendent or Designee the authority to make related budgeted purchases of goods or services as per Board Policy CH.

VIII.6) Consider and take appropriate action on the request to award Sealed Proposal No. 220506 on speech and related services and the Board delegates the Superintendent or Designee the authority to make related budgeted purchases of goods or services as per Board Policy CH.

VIII.7) Consider and take appropriate action on the request to award Sealed Proposal No. 220606 for charter bus transportation services and the Board delegates the Superintendent or Designee the authority to make related budgeted purchases of goods or services as per Board Policy CH.

- VIII.8) Consider and take appropriate action on the request to award Sealed Proposal No. 220806 for restaurant branded food delivery and the Board delegates the Superintendent or Designee the authority to make related budgeted purchases of goods or services as per Board Policy CH.
- VIII.9) Consider and take appropriate action on the request to award Sealed Proposal No. 220906 for non-carbonated beverages and the Board delegates the Superintendent or Designee the authority to make related budgeted purchases of goods or services as per Board Policy CH.
- VIII.10) Consider and take appropriate action on the request to award Sealed Proposal No. 201006 for stop-loss reinsurance only for Health Benefit Program and the Board delegates the Superintendent or Designee the authority to make related budgeted purchases of goods or services as per Board Policy CH.
- VIII.11) Consider and take appropriate action on the request to award Sealed Proposal No. 221106 for Stop-Loss reinsurance only for Worker's Compensation Program for a Five-year Period starting September 1, 2021 and the Board delegates the Superintendent or Designee the authority to make related budgeted purchases of goods or services as per Board Policy CH.
- VIII.12) Consider and take appropriate action on the request to approve the renewal and extension of the Third Party Administration Services with cost containment services portion of the Worker's Compensation Insurance for a Five (5) Year Term starting September 1, 2021.
- VIII.13) Consider and take appropriate action on the request to approve the contract for auditing services with the Firm, Leal and Carter, PC, Certified Public Accountants.
- VIII.14) Consider and take appropriate action on the request to approve the Board Resolution to extend the 2021-23 Bank Depository Contract for an additional two (2) year term in accordance with the Texas Education Code Section 45.205.
- VIII.15) Consider and take appropriate action on the request to approve the contract for Frost Insurance for a Five (5) Year Term starting September 1, 2021.

- VIII.16) Consider and take appropriate action on the request to declare the attached list of items as surplus property and authorize its disposal.
- VIII.17) Consider and take appropriate action on the request to approve the Education Service Center Region 20 Participation Commitments for the 2021-22 school year and the Board delegates the Superintendent or Designee the authority to make related budgeted purchases of goods or services as per Board Policy CH.
- VIII.18) Consider and take appropriate action on the request to approve an agreement between Eagle Pass ISD and Maverick County Juvenile Probation Department.
- VIII.19) Consider and take appropriate action on the request to approve the Procurement Method of Competitive Sealed Proposals and the Ranking Criteria for outdoor dining and drop off area at Eagle Pass High School in accordance with Board Policy CV, CVB, and State Guidelines.
- VIII.20) Consider and take appropriate action on the request to approve the Procurement Method of Competitive Sealed Proposals and the Ranking Criteria for outdoor dining and drop off area at CC Winn High School in accordance with Board Policy CV, CVB, and State Guidelines.

IX. CLOSED SESSION

- IX.1) The Board will deliberate on the request to hire personnel to fill vacancies pursuant to TGC 551.074.
- IX.2) The Board will deliberate on the request to hire a professional employee to serve as Counselor subject to possible future reassignment by the Superintendent. TGC 551.074
- IX.3) The Board will deliberate on the request to hire professional employees to serve as Principals subject to possible future reassignment by the Superintendent. TGC 551.074
- IX.4) The Board will deliberate on the request to approve term contracts as presented. TGC 551.074
- IX.5) Consultation with District's attorney regarding pending District legal matters.

X. OPEN SESSION

X.1) Consider and take appropriate action on the request to hire personnel to fill vacancies pursuant to TGC 551.074.

X.2) Consider and take appropriate action on the request to hire a professional employee to serve as Counselor subject to possible future reassignment by the Superintendent. TGC 551.074

X.3) Consider and take appropriate action on the request to hire professional employees to serve as Principals subject to possible future reassignment by the Superintendent. TGC 551.074

X.4) Consider and take appropriate action on the request to approve Term Contracts as presented. TGC 551.074

XI. CORRESPONDENCE AND INFORMATION

XII. ADJOURNMENT

**BOARD OF TRUSTEES  
AGENDA**

|                          |                 |                          |                |                          |                |
|--------------------------|-----------------|--------------------------|----------------|--------------------------|----------------|
| <input type="checkbox"/> | <b>Workshop</b> | <input type="checkbox"/> | <b>Regular</b> | <input type="checkbox"/> | <b>Special</b> |
|--------------------------|-----------------|--------------------------|----------------|--------------------------|----------------|

- (A)  **Report Only**  **Recognition**

**Presenter(s):**

**Briefly describe the subject of the report or recognition presentation.**

- (B)  **Action Item**

**Presenter(s):**

**Briefly describe the action required.**

**CALL MEETING TO ORDER**

- (C) **Funding source: Identify the source of funds if any are required.**

- (D) **Clarification: Explain any question or issues that might be raised regarding this item.**

**BOARD OF TRUSTEES  
AGENDA**

|                          |                 |                          |                |                          |                |
|--------------------------|-----------------|--------------------------|----------------|--------------------------|----------------|
| <input type="checkbox"/> | <b>Workshop</b> | <input type="checkbox"/> | <b>Regular</b> | <input type="checkbox"/> | <b>Special</b> |
|--------------------------|-----------------|--------------------------|----------------|--------------------------|----------------|

- (A)  **Report Only**  **Recognition**

**Presenter(s):**

**Briefly describe the subject of the report or recognition presentation.**

**PLEDGE OF ALLEGIANCE**

- (B)  **Action Item**

**Presenter(s):**

**Briefly describe the action required.**

- (C) **Funding source: Identify the source of funds if any are required.**

- (D) **Clarification: Explain any question or issues that might be raised regarding this item.**

**BOARD OF TRUSTEES  
AGENDA**

|                                   |                                  |                                  |
|-----------------------------------|----------------------------------|----------------------------------|
| <input type="checkbox"/> Workshop | <input type="checkbox"/> Regular | <input type="checkbox"/> Special |
|-----------------------------------|----------------------------------|----------------------------------|

- (A)  Report Only  Recognition

**Presenter(s):**

**Briefly describe the subject of the report or recognition presentation.**

**ROLL CALL**

- (B)  Action Item

**Presenter(s):**

**Briefly describe the action required.**

- (C) **Funding source: Identify the source of funds if any are required.**

- (D) **Clarification: Explain any question or issues that might be raised regarding this item.**



# EAGLE PASS INDEPENDENT SCHOOL DISTRICT

## Federal Grant Entitlements

### PROGRAM, PROGRAM INTENT, ALLOCATION, AND PROPOSED USES

#### PUBLIC COMMENT

**Title I, Part A allocation: \$ 6,197,388 Start /End Dates: 7/1/21 - 9/30/22**

**Program Intent:** Funding for resources to help schools with high concentrations of students from low-income families provide a high-quality education enabling all children to meet the state's student performance standards.

**Proposed Uses:**

**Salaries:**

Teacher Aides, Computer Lab Managers, Instructional Officers, Deans of Instruction, Clerks, Counselors, Directors, Media Specialist, Evaluator, SARS, Federal Programs Staff, and Extra – Duty pay for Teachers.

**Contracted Services:**

Staff Development and Instruction, Consultants, Leases and Phone Services

**Supplies and Materials:**

Campuses and Directors

**Title I, Part C allocation: \$377,002 Start /End Dates: 7/1/21 - 9/30/22**

**Program Intent:** Migrant Education Program funds are designed to support programs which help migrant students overcome the challenges of mobility, cultural and language barriers, social isolation, and other difficulties associated with a migratory lifestyle. These efforts are aimed at helping migrant students succeed in school and successfully transition to postsecondary education or employment.

**Proposed Uses:**

**Salaries:** Migrant Office Staff, 50% & 80% for Migrant Counselors, 5% SARS

**Title II, Part A allocation: \$882,966 Start /End Dates: 7/1/21 - 9/30/22**

**Program Intent:** Teacher and Principal Training and Recruiting Funds (TPTR) are designated to supplement staff development in district/campus priority areas, enhance recruiting, hiring, and retention of highly qualified teachers and improve the quality of our principal, teacher, and paraprofessional work force through staff development.

**Proposed Uses:**

**Salaries:** 9 Class – Size Reduction Teachers, ½ Staff Development Director

**Contracted Services:** Staff Development for Private Non-Profit Campuses

**Supplies & Materials:** Staff Development

# EAGLE PASS INDEPENDENT SCHOOL DISTRICT

**Title III, Part A allocation: \$574,362**      **Start /End Dates: 7/1/21 - 9/30/22**

**Program Intent:** English Language Acquisition, Language Enhancement, and Academic Achievement Act Funds ensure that English Learner students develop English proficiency and meet the same academic achievement standards other students achieve.

**Proposed Uses:**

**Salaries:** SARS 45%

**Staff Development :** Teachers

**Supplies & Materials:** Campus & District

**Parental Engagement Activities**

**Tutorials**

**Title IV, Part A allocation: \$ \$445,958**      **Start /End Dates: 7/1/21 - 9/30/22**

**Program Intent:** Student Support and Academic Enrichment Grant Funds are designed to improve students' academic achievement by increasing the capacity of the district to provide access to, and opportunities for, a well-rounded education for all students; improve school conditions in order to create a healthy and safe school environment; and improve access to technology in the classroom.

**Proposed Uses:**

**Extra Duty Pay:** Teachers and Clerks for Extended Learning Opportunity Program

**Supplies & Materials:** Campuses and District

**Contracted Services:** Staff Development

**Other Operating Costs:** Summer School Transportation

## **Coronavirus Aid, Relief, and Economic Security (CARES) Act Elementary and Secondary School Emergency Relief Fund**

**(ESSER I) allocation: \$ 4,681,674**      **Start /End Dates: 3/13/20 - 9/30/22**

**Program Intent:** This emergency funding that will expire in September 2022 will allow the district to pay for the direct costs incurred for planning and mitigation of the coronavirus pandemic such as additional technology, hot spots for internet service, costs of distance learning, and cleaning of buildings to include staff time and supplies, planning and implementing activities related to summer learning and supplemental afterschool programs, including providing classroom instruction or online learning during the summer months and addressing the needs of low-income students, students with disabilities, English learners, migrant students, students experiencing homelessness, and children in foster care. Pre-award allowable costs dating back to March 13, 2020 are eligible.

**Proposed Uses:**

**Supplies & Materials:** for Private Non-Profit Schools

**Utilities:** District

# EAGLE PASS INDEPENDENT SCHOOL DISTRICT

## **Coronavirus Response and Relief Supplemental Appropriations (CRRSA)**

### **Elementary and Secondary School Emergency Relief Fund**

**(ESSER II) allocation: \$20,617,391**      **Start /End Dates: 3/13/20 - 9/30/22**

**Program Intent:** This emergency funding that will expire in September 2023 is intended to help school districts safely reopen schools, measure and effectively address significant learning loss, and take other actions to mitigate the impact of COVID-19 on the students and families who depend on our K-12 schools. Pre-award allowable costs dating back to March 13, 2020 are eligible.

**Proposed Uses:**

**Salaries:** District

## **American Rescue Plan (ARP)**

### **Elementary and Secondary School Emergency Relief Fund**

**(ESSER III) allocation: \$46,303,732**      **Start /End Dates: 3/13/20 - 9/30/23**

**Program Intent:** This emergency funding that will expire in September 2024 is to help safely reopen and sustain the safe operation of schools and address the impact of the coronavirus pandemic on students; 20% of the funds must be used to address student learning loss. Pre-award allowable costs dating back to March 13, 2020 are eligible.

**Proposed Uses:**

**Learning Loss:** 20% Campus Allocations

**Health Insurance:** District

**Retention Bonuses:** District

**Utilities:** District

**AGENDA ITEM V**

**BOARD OF TRUSTEES  
AGENDA**

|                                   |                                  |                                  |
|-----------------------------------|----------------------------------|----------------------------------|
| <input type="checkbox"/> Workshop | <input type="checkbox"/> Regular | <input type="checkbox"/> Special |
|-----------------------------------|----------------------------------|----------------------------------|

- (A)  Report Only  Recognition

**Presenter(s):**

**Briefly describe the subject of the report or recognition presentation.**

CITIZENS COMMUNICATION

- (B)  Action Item

**Presenter(s):**

**Briefly describe the action required.**

- (C) **Funding source: Identify the source of funds if any are required.**

- (D) **Clarification: Explain any question or issues that might be raised regarding this item.**

**AGENDA ITEM**

**BOARD OF TRUSTEES  
AGENDA**

|                                   |                                             |                                  |
|-----------------------------------|---------------------------------------------|----------------------------------|
| <input type="checkbox"/> Workshop | <input checked="" type="checkbox"/> Regular | <input type="checkbox"/> Special |
|-----------------------------------|---------------------------------------------|----------------------------------|

- (A)  Report Only  Recognition

**Presenter(s):** Luis Huerta, Eagle Pass High School Principal  
Edward Graf, Athletics Director

**Briefly describe the subject of the report or recognition presentation.**

Recognition of the Eagle Pass High School Baseball Team for their outstanding season.

- (B)  Action Items

**Presenters(s):**

**Briefly describe the action required.**

- (C) **Funding source: Identify the source of funds if any are required.**


- (D) **Clarification: Explain any question or issues that might be raised regarding this item.**



# Eagle Pass High School

*Excellence in Education*

2020 Second St., Eagle Pass, Texas 78852  
(830) 773-2381 / Fax (830) 758-1795

TO: John Cox, Deputy Superintendent for Curriculum and Instruction  
CC: Samuel Mijares, Superintendent of Schools  
FROM: Luis Huerta, EPHS Principal   
RE: Eagle Pass High School Baseball  
DATE: July 5, 2021

---

I would like to officially request that Eagle Pass High School baseball team be recognized at the next school board meeting July 13, 2021. EPHS Baseball Team ended their spectacular season with the following accolades:

District Record 10-2  
Tied 2nd place  
Season Record 24-12  
REGIONAL SEMI-FINALS QUALIFIERS

Edward Mendoza #19  
Texas State University commit  
THSBCA All State P/OF  
THSBCA All Star Selection  
All District Co-MVP  
THSB 6A Top 50 Players to Watch  
THSB Region IV Top 50 Players to Watch  
All District Academics  
THSB 6A Top 200 Stat Leader:  
BA.389/Hits 42/HR 4/RBI 29/Wins 6/Ks 91/ERA 2.40

Sergio Lopez #5  
Alvin Community College commit  
THSBCA All State Pitcher  
THSBCA All Star Selection  
All District Co-MVP  
THSB Region IV Top 50 Players to Watch  
THSB 6A Top 200 Stat Leader:  
Wins 9 / Ks 122 / ERA 0.86



# Eagle Pass High School

*Excellence in Education*

2020 Second St., Eagle Pass, Texas 78852  
(830) 773-2381 / Fax (830) 758-1795

Jacob Ruiz #7  
Corpus Christi A&M University commit  
All District 1st Team SS  
All District Academics  
THSB 6A Top 200 Stat Leader:  
Runs 34 / SB 22

CJ Jimenez #24  
All District 2nd Team Catcher  
Texas Select Allstar Showcase  
All District Academics  
THSB 6A Top 200 Stat Leader:  
Hits 34 / Doubles 9 / RBI 25

Issac Stanwick #12  
All District 1st Team OF (Unanimous)

Alex Paniagua #17  
All District Honorable Mention Pitcher

Mike Perry #3  
All District Honorable Mention OF  
All District Academics

Aidan Lopez #4  
All District Honorable Mention 1B  
THSB 6A Top 200 Stat Leader:  
Hits 33 / Runs 28

Derek Ruiz #21  
All District Honorable Mention DH

Jarod Romero #22  
All District Honorable Mention 3B  
THSB 6A Top 200 Stat Leader: RBI 23

Mathew Elizondo #11  
Texas Select Allstar Showcase

Cesar Perez #6  
All District Academics



# Eagle Pass High School

*Excellence in Education*

2020 Second St., Eagle Pass, Texas 78852  
(830) 773-2381 / Fax (830) 758-1795

Ethan Gomez #9  
All District Academics

Zack Zapata #23  
Fabian Velasquez #16  
Donovan Becerra #13  
Jose Duran #15  
Juan Garza #18  
Diego Martinez #10  
Omar Rodriguez #8  
Aaron Trevizo #14  
Tavare Chavez #1  
Izhar Mauricio #20  
Ramon Salinas #2  
Joaquin Olivas #31  
Dre Esquivel - #28  
Alex Garza - Student Trainer

Head Coach - Reynol Mendoza  
Assistants: Henry Silva, Chris Villa, Ricky Ruiz  
Trainer - Josue Flores

Please help me in recognizing EPHS Baseball team for their spectacular season.  
Congratulations to coach Reynol Mendoza and his coaching staff on his tradition of  
excellence in his baseball program.

LH

**AGENDA ITEM**

**BOARD OF TRUSTEES  
AGENDA**

|                                   |                                             |                                  |
|-----------------------------------|---------------------------------------------|----------------------------------|
| <input type="checkbox"/> Workshop | <input checked="" type="checkbox"/> Regular | <input type="checkbox"/> Special |
|-----------------------------------|---------------------------------------------|----------------------------------|

- (A)  Report Only  Recognition

**Presenter(s):** Jesus Diaz Wever, CC Winn High School Principal  
Edward Graf, Athletics Director

**Briefly describe the subject of the report or recognition presentation.**

Recognition of the CC Winn High School Baseball Team for their outstanding season.

- (B)  Action Items

**Presenters(s):**

**Briefly describe the action required.**

- (C) **Funding source: Identify the source of funds if any are required.**

- (D) **Clarification: Explain any question or issues that might be raised regarding this item.**

*C. C. Winn High School*



*Mavericks*

*265 Foster - Maldonado Blvd.*

*Eagle Pass, Texas 78852*

*(830)757-0828 Fax (830) 757-3268*

TO: Samuel Mijares, Superintendent of Schools

FROM: Jesus Diaz-Wever, C. C. Winn HS Principal

SUBJECT: **SCHOOL BOARD RECOGNITION-C. C. Winn HS Baseball team**

DATE: July 6, 2021

A handwritten signature in blue ink, appearing to be 'JDW', with a long horizontal stroke extending to the right.

---

I would like to request school board recognition for C. C. Winn HS Baseball team for winning the UIL District Championship 29-5A.

If you have any further questions, please feel free to contact me at your earliest convenience.

Thank you very much for your consideration.

JDW

**BOARD OF TRUSTEES  
AGENDA**

|                                   |                                  |                                  |
|-----------------------------------|----------------------------------|----------------------------------|
| <input type="checkbox"/> Workshop | <input type="checkbox"/> Regular | <input type="checkbox"/> Special |
|-----------------------------------|----------------------------------|----------------------------------|

- (A)  Report Only  Recognition

**Presenter(s):**

**Briefly describe the subject of the report or recognition presentation.**

**DISTRICT REPORT / PRESENTATIONS**

- (B)  Action Item

**Presenter(s):**

**Briefly describe the action required.**

- (C) **Funding source: Identify the source of funds if any are required.**

- (D) **Clarification: Explain any question or issues that might be raised regarding this item.**

**BOARD OF TRUSTEES  
AGENDA**

|                          |                 |                          |                |                          |                |
|--------------------------|-----------------|--------------------------|----------------|--------------------------|----------------|
| <input type="checkbox"/> | <b>Workshop</b> | <input type="checkbox"/> | <b>Regular</b> | <input type="checkbox"/> | <b>Special</b> |
|--------------------------|-----------------|--------------------------|----------------|--------------------------|----------------|

- (A)  **Report Only**  **Recognition**

**Presenter(s): MR. ISMAEL MIJARES, DEPUTY SUPT. FOR BUSINESS & FINANCE**

**Briefly describe the subject of the report or recognition presentation.**

**FINANCIAL REPORT**

- (B)  **Action Item**

**Presenter(s):**

**Briefly describe the action required.**

- (C) **Funding source: Identify the source of funds if any are required.**

- (D) **Clarification: Explain any question or issues that might be raised regarding this item.**

**EAGLE PASS INDEPENDENT SCHOOL DISTRICT  
COMBINED STATEMENT OF REVENUES, EXPENDITURES, AND  
CHANGES IN FUND BALANCE - BUDGET AND ACTUAL**

As of June 30, 2021

|                                                                                               | <b>-ALL FUNDS</b>    |                    |                    |                   |               |
|-----------------------------------------------------------------------------------------------|----------------------|--------------------|--------------------|-------------------|---------------|
|                                                                                               | 2019-20 AUDITED      | 2020-21 BUDGET     | YTD ACTUAL         | BUDGET BAL.       | %RECORDED*    |
| <b>REVENUES:</b>                                                                              |                      |                    |                    |                   |               |
| LOCAL                                                                                         | 31,598,782           | 32,094,149         | 31,168,887         | 925,262           | 97.12%        |
| STATE                                                                                         | 114,896,009          | 119,962,080        | 95,637,713         | 24,324,367        | 79.72%        |
| FEDERAL                                                                                       | 26,953,622           | 35,050,401         | 16,256,723         | 18,793,678        | 46.38%        |
| <b>TOTAL REVENUES</b>                                                                         | <b>173,448,413</b>   | <b>187,106,630</b> | <b>143,063,323</b> | <b>44,043,307</b> | <b>76.46%</b> |
| <b>EXPENDITURES:</b>                                                                          |                      |                    |                    |                   |               |
| 11 INSTRUCTION                                                                                | 84,956,094           | 87,746,225         | 63,582,136         | 24,164,089        | 72.46%        |
| 12 INSTRUCTION RES. & MEDIA                                                                   | 1,544,507            | 1,722,933          | 1,190,630          | 532,303           | 69.10%        |
| 13 CURRICULUM & PER. DVLP.                                                                    | 4,965,999            | 5,541,477          | 3,854,641          | 1,686,836         | 69.56%        |
| 21 INSTRUCTIONAL LEADERSHIP                                                                   | 2,706,699            | 3,513,344          | 2,048,111          | 1,465,233         | 58.30%        |
| 23 SCHOOL ADMINISTRATION                                                                      | 7,237,052            | 7,630,037          | 5,667,761          | 1,962,276         | 74.28%        |
| 31 GUIDANCE & COUNSELING                                                                      | 5,938,369            | 6,261,839          | 4,263,971          | 1,997,868         | 68.09%        |
| 32 ATTENDANCE & SOC. WORK                                                                     | 559,831              | 602,168            | 284,371            | 317,797           | 47.22%        |
| 33 HEALTH SERVICES                                                                            | 2,031,799            | 2,283,723          | 1,644,689          | 639,034           | 72.02%        |
| 34 PUPIL TRANSPORTATION                                                                       | 4,300,411            | 5,722,570          | 3,307,548          | 2,415,022         | 57.80%        |
| 35 FOOD SERVICES                                                                              | 11,902,510           | 26,575,244         | 7,906,459          | 18,668,785        | 29.75%        |
| 36 CO-CURRICULAR ACTIVITIES                                                                   | 6,043,337            | 7,272,225          | 3,527,416          | 3,744,809         | 48.51%        |
| 41 GENERAL ADMINISTRATION                                                                     | 5,117,214            | 5,977,695          | 4,139,384          | 1,838,311         | 69.25%        |
| 51 PLANT MAINT. & ACQUISITION                                                                 | 17,343,183           | 15,915,166         | 9,046,171          | 6,868,995         | 56.84%        |
| 52 SECURITY AND MONITORING                                                                    | 3,269,606            | 3,702,661          | 2,375,349          | 1,327,312         | 64.15%        |
| 53 DATA PROCESSING SERVICES                                                                   | 679,397              | 785,213            | 742,973            | 42,240            | 94.62%        |
| 61 COMMUNITY SERVICES                                                                         | 1,713,481            | 1,905,480          | 1,122,413          | 783,067           | 58.90%        |
| 71 DEBT SERVICES                                                                              | 4,455,000            | 4,824,229          | 927,914            | 3,896,315         | 19.23%        |
| 81 FACILITIES ACQU. & CONST.                                                                  | 12,019,038           | 10,590,749         | 5,492,836          | 5,097,913         | 51.86%        |
| 93 PYMTS TO OTHER DISTRICTS                                                                   | 176,295              | 185,000            | 140,688            | 44,312            | 76.05%        |
| 99 OTHER INTERGOV'T CHARGES                                                                   | 634,023              | 750,000            | 679,609            | 70,391            | 90.61%        |
| <b>TOTAL EXPENDITURES*</b>                                                                    | <b>177,593,845</b>   | <b>199,507,978</b> | <b>121,945,069</b> | <b>77,562,908</b> | <b>61.12%</b> |
| <b>OTHER RESOURCES &amp; USES:</b>                                                            |                      |                    |                    |                   |               |
| 7900 OTHER RESOURCES (+)                                                                      | 38,786,129           | 26,010,421         | 252,567            | 25,757,854        | 0.97%         |
| 8900 OTHER USES (-)                                                                           | (20,025,233)         | (24,096,366)       | -249,369           | (23,846,997)      | 1.03%         |
| <b>EXCESS (DEFICIENCY) OF REVENUES &amp; OTHER RESOURCES OVER EXPENDITURES AND OTHER USES</b> |                      |                    |                    |                   |               |
|                                                                                               | 1,036,296            | (10,487,293)       |                    |                   |               |
| BEGINNING FUND BALANCE                                                                        | 30,284,753           | 31,321,049         |                    |                   |               |
|                                                                                               |                      | 0                  |                    |                   |               |
| <b>ENDING FUND BALANCE</b>                                                                    | <b>31,321,049 **</b> | <b>20,833,756</b>  |                    |                   |               |

\* INCLUDES ENCUMBRANCES AND EXPENDITURES.

**Note:** MARKET VALUE INVESTMENT & CASH IN BANK ACCOUNTS AS OF 08/31/20: FOOD SERVICE FUND \$4,879; GENERAL FUND \$46,309,612; DEBT SERVICE FUND \$793,761; TAX NOTES \$538,412; AND ELEMENTARY FUND \$404,328 FOR A GRAND TOTAL OF \$48,050,992.

**EAGLE PASS INDEPENDENT SCHOOL DISTRICT  
SUMMARY OF FUND BALANCES**

As of June 30, 2021

| FUND DESCRIPTION                         | BEGINNING<br>FUND BALANCE<br>9/1/2020 | EXCESS<br>(DEFICIENCY) | ENDING FUND<br>BALANCE<br>8/31/2020 |
|------------------------------------------|---------------------------------------|------------------------|-------------------------------------|
|                                          | 2019-20 AUDITED                       | 2020-21 BUDGET         | 2020-21 BUDGET                      |
| 101-FOOD SERVICE FUND                    | (0)                                   | 0                      | (0)                                 |
| 162-TRANSPORTATION FUND                  | 0                                     | 0                      | 0                                   |
| 164-STATE COMPENSATORY FUND              | 0                                     | 0                      | 0                                   |
| 165-STATE GIFTED AND TALENTED FUND       | 0                                     | 0                      | 0                                   |
| 166-STATE BILINGUAL FUND                 | 0                                     | 0                      | 0                                   |
| 167-STATE CAREER AND TECHNOLOGY FUND     | 0                                     | 0                      | 0                                   |
| 168-STATE SPECIAL EDUCATION FUND         | 0                                     | 0                      | 0                                   |
| 169-HIGH SCHOOL ALLOTMENT FUND           | 0                                     | 0                      | 0                                   |
| 170-MIDDLE RIO GRANDE WORKFORCE FUND     | 146,996                               | (146,996)              | 0                                   |
| 171-AIR FORCE ROTC FUND                  | 0                                     | 0                      | 0                                   |
| 172-STATE ON-BEHALF FUND                 | 0                                     | 0                      | 0                                   |
| 174-LEOSE                                | 0                                     | 0                      | 0                                   |
| 175-MAMA PATROL SAFETY PROGRAM FUND      | 183,808                               | (21,000)               | 162,808                             |
| 181-ATHLETICS FUND                       | 0                                     | 0                      | 0                                   |
| 199-MAINTENANCE AND OPERATIONS FUND      | 17,414,989                            | 0                      | 17,414,989                          |
| <b>TOTAL 1XX-GENERAL FUND</b>            | <b>17,745,793 *</b>                   | <b>(167,996)</b>       | <b>17,577,797</b>                   |
| 242-SUMMER FEEDING PROGRAM FUND          | 0                                     | 0                      | 0                                   |
| 397-ADVANCED PLACEMENT INCENTIVE PG.FUND | 0                                     | 0                      | 0                                   |
| 461-CAMPUS ACTIVITY FUND                 | 0                                     | 0                      | 0                                   |
| <b>TOTAL SPECIAL REVENUE FUNDS</b>       | <b>0</b>                              | <b>0</b>               | <b>0</b>                            |
|                                          |                                       |                        | 0                                   |
| 518-DEBT SERVICE FUND                    | 789,715                               | 119,177                | 908,892                             |
| 616-SPECIAL PROJECTS FUND                | 9,939,480                             | (9,939,480)            | 0                                   |
| <b>GRAND TOTAL ALL BUDGETED FUNDS</b>    | <b>28,474,988</b>                     | <b>(9,988,299)</b>     | <b>18,486,689</b>                   |
|                                          | <b>2-Month Reserve</b>                | <b>3-Month Reserve</b> | <b>6-Month Reserve</b>              |
| 1XX-General Optimum Fund Balance:        | 27,014,987                            | 40,522,481             | 81,044,961                          |
| 1XX-General Fund Balance:                | 17,745,793 *                          | 17,745,793             | 17,745,793                          |
| Excess/(Deficit)                         | (9,269,194)                           | (22,776,688)           | (63,299,168)                        |

NOTE: Optimum Fund Balance (Evaluation Tool) is the Standard set by TEA to evaluate adequate Fund Balance (Cash Flow).

**EAGLE PASS INDEPENDENT SCHOOL DISTRICT  
COMBINED STATEMENT OF REVENUES, EXPENDITURES, AND  
CHANGES IN FUND BALANCE - BUDGET AND ACTUAL**

As of June 30, 2021

| <b>101-FOOD SERVICE FUND</b>                                                                  |                        |                       |                   |                    |                   |
|-----------------------------------------------------------------------------------------------|------------------------|-----------------------|-------------------|--------------------|-------------------|
|                                                                                               | <b>2019-20 AUDITED</b> | <b>2020-21 BUDGET</b> | <b>YTD ACTUAL</b> | <b>BUDGET BAL.</b> | <b>%RECORDED*</b> |
| <b>REVENUES:</b>                                                                              |                        |                       |                   |                    |                   |
| LOCAL                                                                                         | 202,428                | 299,551               | 18,476            | 281,075            | 6.17%             |
| STATE                                                                                         | 48,759                 | 50,669                | 47,543            | 3,126              | 93.83%            |
| FEDERAL                                                                                       | 7,836,763              | 10,908,633            | 414,281           | 10,494,352         | 3.80%             |
| <b>TOTAL REVENUES</b>                                                                         | <b>8,087,950</b>       | <b>11,258,853</b>     | <b>480,300</b>    | <b>10,778,553</b>  | <b>4.27%</b>      |
| <b>EXPENDITURES:</b>                                                                          |                        |                       |                   |                    |                   |
| 11 INSTRUCTION                                                                                | 0                      | 0                     | 0                 | 0                  | 0.00%             |
| 12 INSTRUCTION RES. & MEDIA                                                                   | 0                      | 0                     | 0                 | 0                  | 0.00%             |
| 13 CURRICULUM & PER. DVLP.                                                                    | 0                      | 0                     | 0                 | 0                  | 0.00%             |
| 21 INSTRUCTIONAL LEADERSHIP                                                                   | 0                      | 0                     | 0                 | 0                  | 0.00%             |
| 23 SCHOOL ADMINISTRATION                                                                      | 0                      | 0                     | 0                 | 0                  | 0.00%             |
| 31 GUIDANCE & COUNSELING                                                                      | 0                      | 0                     | 0                 | 0                  | 0.00%             |
| 32 ATTENDANCE & SOC. WORK                                                                     | 0                      | 0                     | 0                 | 0                  | 0.00%             |
| 33 HEALTH SERVICES                                                                            | 0                      | 0                     | 0                 | 0                  | 0.00%             |
| 34 PUPIL TRANSPORTATION                                                                       | 0                      | 0                     | 0                 | 0                  | 0.00%             |
| 35 FOOD SERVICES                                                                              | 8,766,883              | 12,768,572            | 442,674           | 12,325,898         | 3.47%             |
| 36 CO-CURRICULAR ACTIVITIES                                                                   | 0                      | 0                     | 0                 | 0                  | 0.00%             |
| 41 GENERAL ADMINISTRATION                                                                     | 0                      | 0                     | 0                 | 0                  | 0.00%             |
| 51 PLANT MAINT. & ACQUISITION                                                                 | 73,744                 | 158,356               | 0                 | 158,356            | 0.00%             |
| 52 SECURITY AND MONITORING                                                                    | 8,624                  | 25,980                | 0                 | 25,980             | 0.00%             |
| 53 DATA PROCESSING SERVICES                                                                   | 0                      | 0                     | 0                 | 0                  | 0.00%             |
| 61 COMMUNITY SERVICES                                                                         | 0                      | 0                     | 0                 | 0                  | 0.00%             |
| 71 DEBT SERVICES                                                                              | 0                      | 0                     | 0                 | 0                  | 0.00%             |
| 81 FACILITIES ACQU. & CONST.                                                                  | 0                      | 0                     | 0                 | 0                  | 0.00%             |
| 93 PYMTS TO OTHER DISTRICTS                                                                   | 0                      | 0                     | 0                 | 0                  | 0.00%             |
| 99 OTHER INTERGOV'T CHARGES                                                                   | 0                      | 0                     | 0                 | 0                  | 0.00%             |
| <b>TOTAL EXPENDITURES*</b>                                                                    | <b>8,849,251</b>       | <b>12,952,908</b>     | <b>442,674</b>    | <b>12,510,234</b>  | <b>3.42%</b>      |
| <b>OTHER RESOURCES &amp; USES:</b>                                                            |                        |                       |                   |                    |                   |
| 7900 OTHER RESOURCES (+)                                                                      | 761,301                | 1,694,055 **          | 249,369           | 1,444,686          | 14.72%            |
| 8900 OTHER USES (-)                                                                           | 0                      | 0                     | 0                 | 0                  | 0.00%             |
| <b>EXCESS (DEFICIENCY) OF REVENUES &amp; OTHER RESOURCES OVER EXPENDITURES AND OTHER USES</b> |                        |                       |                   |                    |                   |
|                                                                                               | (0)                    | 0                     |                   |                    |                   |
| BEGINNING FUND BALANCE                                                                        | 0                      | (0)                   |                   |                    |                   |
| <b>ENDING FUND BALANCE</b>                                                                    | <b>(0)</b>             | <b>(0)</b>            |                   |                    |                   |

\* INCLUDES ENCUMBRANCES AND EXPENDITURES.

\*\* GENERAL OPERATING TRANSFER IN FROM MAINTENANCE AND OPERATIONS FUND BUDGET.

**Note:** MARKET VALUE INVESTMENT AND CASH IN BANK ACCOUNTS AS OF 08/31/20: \$4,879.

**EAGLE PASS INDEPENDENT SCHOOL DISTRICT  
COMBINED STATEMENT OF REVENUES, EXPENDITURES, AND  
CHANGES IN FUND BALANCE - BUDGET AND ACTUAL**

As of June 30, 2021

| <b>162-TRANSPORTATION FUND</b>                                                                |                        |                       |                   |                    |                   |
|-----------------------------------------------------------------------------------------------|------------------------|-----------------------|-------------------|--------------------|-------------------|
|                                                                                               | <b>2019-20 AUDITED</b> | <b>2020-21 BUDGET</b> | <b>YTD ACTUAL</b> | <b>BUDGET BAL.</b> | <b>%RECORDED*</b> |
| <b>REVENUES:</b>                                                                              |                        |                       |                   |                    |                   |
| LOCAL                                                                                         | 58,336                 | 79,995                | 33,172            | 46,823             | 41.47%            |
| STATE                                                                                         | 699,006                | 1,204,016             | 1,037,954         | 166,062            | 86.21%            |
| FEDERAL                                                                                       | 0                      | 0                     | 0                 | 0                  | 0.00%             |
| <b>TOTAL REVENUES</b>                                                                         | <b>757,342</b>         | <b>1,284,011</b>      | <b>1,071,126</b>  | <b>212,885</b>     | <b>83.42%</b>     |
| <b>EXPENDITURES:</b>                                                                          |                        |                       |                   |                    |                   |
| 11 INSTRUCTION                                                                                | 0                      | 0                     | 0                 | 0                  | 0.00%             |
| 12 INSTRUCTION RES. & MEDIA                                                                   | 0                      | 0                     | 0                 | 0                  | 0.00%             |
| 13 CURRICULUM & PER. DVLP.                                                                    | 0                      | 0                     | 0                 | 0                  | 0.00%             |
| 21 INSTRUCTIONAL LEADERSHIP                                                                   | 0                      | 0                     | 0                 | 0                  | 0.00%             |
| 23 SCHOOL ADMINISTRATION                                                                      | 0                      | 0                     | 0                 | 0                  | 0.00%             |
| 31 GUIDANCE & COUNSELING                                                                      | 0                      | 0                     | 0                 | 0                  | 0.00%             |
| 32 ATTENDANCE & SOC. WORK                                                                     | 0                      | 0                     | 0                 | 0                  | 0.00%             |
| 33 HEALTH SERVICES                                                                            | 0                      | 0                     | 0                 | 0                  | 0.00%             |
| 34 PUPIL TRANSPORTATION                                                                       | 4,059,621              | 5,280,570             | 3,307,548         | 1,973,022          | 62.64%            |
| 35 FOOD SERVICES                                                                              | 0                      | 0                     | 0                 | 0                  | 0.00%             |
| 36 CO-CURRICULAR ACTIVITIES                                                                   | 0                      | 0                     | 0                 | 0                  | 0.00%             |
| 41 GENERAL ADMINISTRATION                                                                     | 0                      | 0                     | 0                 | 0                  | 0.00%             |
| 51 PLANT MAINT. & ACQUISITION                                                                 | 21,599                 | 136,466               | 16,144            | 120,323            | 11.83%            |
| 52 SECURITY AND MONITORING                                                                    | 693,270                | 795,593               | 512,141           | 283,452            | 64.37%            |
| 53 DATA PROCESSING SERVICES                                                                   | 0                      | 0                     | 0                 | 0                  | 0.00%             |
| 61 COMMUNITY SERVICES                                                                         | 0                      | 0                     | 0                 | 0                  | 0.00%             |
| 71 DEBT SERVICES                                                                              | 0                      | 0                     | 0                 | 0                  | 0.00%             |
| 81 FACILITIES ACQU. & CONST.                                                                  | 0                      | 0                     | 0                 | 0                  | 0.00%             |
| 93 PYMTS TO OTHER DISTRICTS                                                                   | 0                      | 0                     | 0                 | 0                  | 0.00%             |
| 99 OTHER INTERGOV'T CHARGES                                                                   | 0                      | 0                     | 0                 | 0                  | 0.00%             |
| <b>TOTAL EXPENDITURES*</b>                                                                    | <b>4,774,490</b>       | <b>6,212,629</b>      | <b>3,835,832</b>  | <b>2,376,797</b>   | <b>61.74%</b>     |
| <b>OTHER RESOURCES &amp; USES:</b>                                                            |                        |                       |                   |                    |                   |
| 7900 OTHER RESOURCES (+)                                                                      | 4,017,148              | 4,928,618 **          | 0                 | 4,928,618          | 0.00%             |
| 8900 OTHER USES (-)                                                                           | 0                      | 0                     | 0                 | 0                  | 0.00%             |
| <b>EXCESS (DEFICIENCY) OF REVENUES &amp; OTHER RESOURCES OVER EXPENDITURES AND OTHER USES</b> |                        |                       |                   |                    |                   |
|                                                                                               | <b>0</b>               | <b>0</b>              |                   |                    |                   |
| BEGINNING FUND BALANCE                                                                        | 0                      | 0                     |                   |                    |                   |
| <b>ENDING FUND BALANCE</b>                                                                    | <b>0</b>               | <b>0</b>              |                   |                    |                   |

\* INCLUDES ENCUMBRANCES AND EXPENDITURES.

\*\* GENERAL OPERATING TRANSFER IN FROM MAINTENANCE AND OPERATIONS FUND BUDGET.

\*\*\* 100% SPECIAL ALLOTMENT SPENDING REQUIREMENTS.

**EAGLE PASS INDEPENDENT SCHOOL DISTRICT  
COMBINED STATEMENT OF REVENUES, EXPENDITURES, AND  
CHANGES IN FUND BALANCE - BUDGET AND ACTUAL**

As of June 30, 2021

| <b>163-DYSLEXIA FUND</b>                                                                      |                        |                       |                   |                    |                   |
|-----------------------------------------------------------------------------------------------|------------------------|-----------------------|-------------------|--------------------|-------------------|
|                                                                                               | <b>2019-20 AUDITED</b> | <b>2020-21 BUDGET</b> | <b>YTD ACTUAL</b> | <b>BUDGET BAL.</b> | <b>%RECORDED*</b> |
| <b>REVENUES:</b>                                                                              |                        |                       |                   |                    |                   |
| LOCAL                                                                                         | 0                      | 0                     | 0                 | 0                  | 0.00%             |
| STATE                                                                                         | 296,296                | 196,504               | 169,402           | 27,102             | 86.21%            |
| FEDERAL                                                                                       | 0                      | 0                     | 0                 | 0                  | 0.00%             |
| <b>TOTAL REVENUES</b>                                                                         | <b>296,296</b>         | <b>196,504</b>        | <b>169,402</b>    | <b>27,102</b>      | <b>86.21%</b>     |
| <b>EXPENDITURES:</b>                                                                          |                        |                       |                   |                    |                   |
| 11 INSTRUCTION                                                                                | 632,291                | 671,134               | 475,309           | 195,825            | 70.82%            |
| 12 INSTRUCTION RES. & MEDIA                                                                   |                        | 0                     |                   | 0                  | 0.00%             |
| 13 CURRICULUM & PER. DVLP.                                                                    | 0                      | 0                     | 0                 | 0                  | 0.00%             |
| 21 INSTRUCTIONAL LEADERSHIP                                                                   | 0                      | 0                     | 0                 | 0                  | 0.00%             |
| 23 SCHOOL ADMINISTRATION                                                                      | 0                      | 0                     | 0                 | 0                  | 0.00%             |
| 31 GUIDANCE & COUNSELING                                                                      | 0                      | 0                     | 0                 | 0                  | 0.00%             |
| 32 ATTENDANCE & SOC. WORK                                                                     | 0                      | 0                     | 0                 | 0                  | 0.00%             |
| 33 HEALTH SERVICES                                                                            | 0                      | 0                     | 0                 | 0                  | 0.00%             |
| 34 PUPIL TRANSPORTATION                                                                       | 0                      | 0                     | 0                 | 0                  | 0.00%             |
| 35 FOOD SERVICES                                                                              | 0                      | 0                     | 0                 | 0                  | 0.00%             |
| 36 CO-CURRICULAR ACTIVITIES                                                                   | 0                      | 0                     | 0                 | 0                  | 0.00%             |
| 41 GENERAL ADMINISTRATION                                                                     | 0                      | 0                     | 0                 | 0                  | 0.00%             |
| 51 PLANT MAINT. & ACQUISITION                                                                 | 0                      | 0                     | 0                 | 0                  | 0.00%             |
| 52 SECURITY AND MONITORING                                                                    | 0                      | 0                     | 0                 | 0                  | 0.00%             |
| 53 DATA PROCESSING SERVICES                                                                   | 0                      | 0                     | 0                 | 0                  | 0.00%             |
| 61 COMMUNITY SERVICES                                                                         | 0                      | 0                     | 0                 | 0                  | 0.00%             |
| 71 DEBT SERVICES                                                                              | 0                      | 0                     | 0                 | 0                  | 0.00%             |
| 81 FACILITIES ACQU. & CONST.                                                                  | 0                      | 0                     | 0                 | 0                  | 0.00%             |
| 93 PYMTS TO OTHER DISTRICTS                                                                   | 0                      | 0                     | 0                 | 0                  | 0.00%             |
| 99 OTHER INTERGOV'T CHARGES                                                                   | 0                      | 0                     | 0                 | 0                  | 0.00%             |
| <b>TOTAL EXPENDITURES*</b>                                                                    | <b>632,291</b>         | <b>671,134</b>        | <b>475,309</b>    | <b>195,825</b>     | <b>70.82%</b>     |
| <b>OTHER RESOURCES &amp; USES:</b>                                                            |                        |                       |                   |                    |                   |
| 7900 OTHER RESOURCES (+)                                                                      | 335,995                | 474,630 **            | 0                 | 474,630            | 0.00%             |
| 8900 OTHER USES (-)                                                                           | 0                      | 0                     | 0                 | 0                  | 0.00%             |
| <b>EXCESS (DEFICIENCY) OF REVENUES &amp; OTHER RESOURCES OVER EXPENDITURES AND OTHER USES</b> |                        |                       |                   |                    |                   |
|                                                                                               | <b>0</b>               | <b>0</b>              |                   |                    |                   |
| BEGINNING FUND BALANCE                                                                        | 0                      | 0                     |                   |                    |                   |
| <b>ENDING FUND BALANCE</b>                                                                    | <b>0</b>               | <b>0</b>              |                   |                    |                   |

\* INCLUDES ENCUMBRANCES AND EXPENDITURES.

\*\* GENERAL OPERATING TRANSFER IN FROM MAINTENANCE AND OPERATIONS FUND BUDGET.

\*\*\* 100% SPECIAL ALLOTMENT SPENDING REQUIREMENTS.

**EAGLE PASS INDEPENDENT SCHOOL DISTRICT  
COMBINED STATEMENT OF REVENUES, EXPENDITURES, AND  
CHANGES IN FUND BALANCE - BUDGET AND ACTUAL**

As of June 30, 2021

| <b>164-STATE COMPENSATORY FUND</b>                                                            |                  |                   |                  |                  |               |
|-----------------------------------------------------------------------------------------------|------------------|-------------------|------------------|------------------|---------------|
|                                                                                               | 2019-20 AUDITED  | 2020-21 BUDGET    | YTD ACTUAL       | BUDGET BAL.      | %RECORDED*    |
| <b>REVENUES:</b>                                                                              |                  |                   |                  |                  |               |
| LOCAL                                                                                         | 0                | 0                 | 0                | 0                | 0.00%         |
| STATE                                                                                         | 9,893,887        | 10,171,276        | 8,549,726        | 1,621,550        | 84.06%        |
| FEDERAL                                                                                       | 0                | 0                 | 0                | 0                | 0.00%         |
| <b>TOTAL REVENUES</b>                                                                         | <b>9,893,887</b> | <b>10,171,276</b> | <b>8,549,726</b> | <b>1,621,550</b> | <b>84.06%</b> |
| <b>EXPENDITURES:</b>                                                                          |                  |                   |                  |                  |               |
| 11 INSTRUCTION                                                                                | 6,105,405        | 6,216,890         | 4,768,150        | 1,448,740        | 76.70%        |
| 12 INSTRUCTION RES. & MEDIA                                                                   | 0                | 5,000             | 0                | 5,000            | 0.00%         |
| 13 CURRICULUM & PER. DVLP.                                                                    | 1,445,137        | 1,458,148         | 1,178,245        | 279,903          | 80.80%        |
| 21 INSTRUCTIONAL LEADERSHIP                                                                   | 0                | 0                 | 0                | 0                | 0.00%         |
| 23 SCHOOL ADMINISTRATION                                                                      | 308,609          | 334,450           | 246,514          | 87,936           | 73.71%        |
| 31 GUIDANCE & COUNSELING                                                                      | 1,624,677        | 1,858,034         | 1,440,844        | 417,190          | 77.55%        |
| 32 ATTENDANCE & SOC. WORK                                                                     | 0                | 0                 | 0                | 0                | 0.00%         |
| 33 HEALTH SERVICES                                                                            | 33,222           | 40,944            | 29,130           | 11,814           | 71.15%        |
| 34 PUPIL TRANSPORTATION                                                                       | 0                | 0                 | 0                | 0                | 0.00%         |
| 35 FOOD SERVICES                                                                              | 0                | 0                 | 0                | 0                | 0.00%         |
| 36 CO-CURRICULAR ACTIVITIES                                                                   | 0                | 0                 | 0                | 0                | 0.00%         |
| 41 GENERAL ADMINISTRATION                                                                     | 0                | 0                 | 0                | 0                | 0.00%         |
| 51 PLANT MAINT. & ACQUISITION                                                                 | 64,932           | 123,945           | 30,026           | 93,919           | 24.23%        |
| 52 SECURITY AND MONITORING                                                                    | 114,416          | 128,936           | 98,404           | 30,532           | 76.32%        |
| 53 DATA PROCESSING SERVICES                                                                   | 0                | 0                 | 0                | 0                | 0.00%         |
| 61 COMMUNITY SERVICES                                                                         | 217,821          | 219,055           | 182,182          | 36,873           | 83.17%        |
| 71 DEBT SERVICES                                                                              | 0                | 0                 | 0                | 0                | 0.00%         |
| 81 FACILITIES ACQU. & CONST.                                                                  | 0                | 0                 | 0                | 0                | 0.00%         |
| 93 PYMTS TO OTHER DISTRICTS                                                                   | 0                | 0                 | 0                | 0                | 0.00%         |
| 99 OTHER INTERGOV'T CHARGES                                                                   | 0                | 0                 | 0                | 0                | 0.00%         |
| <b>TOTAL EXPENDITURES*</b>                                                                    | <b>9,914,219</b> | <b>10,385,402</b> | <b>7,973,496</b> | <b>2,411,906</b> | <b>76.78%</b> |
| <b>OTHER RESOURCES &amp; USES:</b>                                                            |                  |                   |                  |                  |               |
| 7900 OTHER RESOURCES (+)                                                                      | 20,332           | 214,126 **        | 0                | 214,126          | 0.00%         |
| 8900 OTHER USES (-)                                                                           | 0                | 0                 | 0                | 0                | 0.00%         |
| <b>EXCESS (DEFICIENCY) OF REVENUES &amp; OTHER RESOURCES OVER EXPENDITURES AND OTHER USES</b> |                  |                   |                  |                  |               |
|                                                                                               | <b>0</b>         | <b>0</b>          |                  |                  |               |
| BEGINNING FUND BALANCE                                                                        | 0                | 0                 |                  |                  |               |
| <b>ENDING FUND BALANCE</b>                                                                    | <b>0</b>         | <b>0</b>          |                  |                  |               |

\* INCLUDES ENCUMBRANCES AND EXPENDITURES.

\*\* GENERAL OPERATING TRANSFER IN FROM MAINTENANCE AND OPERATIONS FUND BUDGET.

\*\*\* 55% SPECIAL ALLOTMENT SPENDING REQUIREMENTS.

**EAGLE PASS INDEPENDENT SCHOOL DISTRICT  
COMBINED STATEMENT OF REVENUES, EXPENDITURES, AND  
CHANGES IN FUND BALANCE - BUDGET AND ACTUAL**

As of June 30, 2021

| <b>165-STATE GIFTED AND TALENTED FUND</b>                                                     |                 |                |                |               |               |
|-----------------------------------------------------------------------------------------------|-----------------|----------------|----------------|---------------|---------------|
|                                                                                               | 2019-20 AUDITED | 2020-21 BUDGET | YTD ACTUAL     | BUDGET BAL.   | %RECORDED*    |
| <b>REVENUES:</b>                                                                              |                 |                |                |               |               |
| LOCAL                                                                                         | 0               | 0              | 0              | 0             | 0.00%         |
| STATE                                                                                         | 5               | 0              | 0              | 0             | 0.00%         |
| FEDERAL                                                                                       | 0               | 0              | 0              | 0             | 0.00%         |
| <b>TOTAL REVENUES</b>                                                                         | <b>5</b>        | <b>0</b>       | <b>0</b>       | <b>0</b>      | <b>0.00%</b>  |
| <b>EXPENDITURES:</b>                                                                          |                 |                |                |               |               |
| 11 INSTRUCTION                                                                                | 316,987         | 333,643        | 281,530        | 52,113        | 84.38%        |
| 12 INSTRUCTION RES. & MEDIA                                                                   | 0               | 0              | 0              | 0             | 0.00%         |
| 13 CURRICULUM & PER. DVLP.                                                                    | 7,499           | 3,500          | 3,000          | 500           | 85.71%        |
| 21 INSTRUCTIONAL LEADERSHIP                                                                   | 5,895           | 12,000         | 42             | 11,958        | 0.35%         |
| 23 SCHOOL ADMINISTRATION                                                                      | 0               | 0              | 0              | 0             | 0.00%         |
| 31 GUIDANCE & COUNSELING                                                                      | 2,482           | 12,000         | 12,000         | 0             | 100.00%       |
| 32 ATTENDANCE & SOC. WORK                                                                     | 0               | 0              | 0              | 0             | 0.00%         |
| 33 HEALTH SERVICES                                                                            | 0               | 0              | 0              | 0             | 0.00%         |
| 34 PUPIL TRANSPORTATION                                                                       | 0               | 0              | 0              | 0             | 0.00%         |
| 35 FOOD SERVICES                                                                              | 0               | 0              | 0              | 0             | 0.00%         |
| 36 CO-CURRICULAR ACTIVITIES                                                                   | 0               | 0              | 0              | 0             | 0.00%         |
| 41 GENERAL ADMINISTRATION                                                                     | 0               | 0              | 0              | 0             | 0.00%         |
| 51 PLANT MAINT. & ACQUISITION                                                                 | 0               | 0              | 0              | 0             | 0.00%         |
| 52 SECURITY AND MONITORING                                                                    | 0               | 0              | 0              | 0             | 0.00%         |
| 53 DATA PROCESSING SERVICES                                                                   | 0               | 0              | 0              | 0             | 0.00%         |
| 61 COMMUNITY SERVICES                                                                         | 0               | 0              | 0              | 0             | 0.00%         |
| 71 DEBT SERVICES                                                                              | 0               | 0              | 0              | 0             | 0.00%         |
| 81 FACILITIES ACQU. & CONST.                                                                  | 0               | 0              | 0              | 0             | 0.00%         |
| 93 PYMTS TO OTHER DISTRICTS                                                                   | 0               | 0              | 0              | 0             | 0.00%         |
| 99 OTHER INTERGOV'T CHARGES                                                                   | 0               | 0              | 0              | 0             | 0.00%         |
| <b>TOTAL EXPENDITURES*</b>                                                                    | <b>332,863</b>  | <b>361,143</b> | <b>296,572</b> | <b>64,571</b> | <b>82.12%</b> |
| <b>OTHER RESOURCES &amp; USES:</b>                                                            |                 |                |                |               |               |
| 7900 OTHER RESOURCES (+)                                                                      | 332,858         | 361,143 **     | 0              | 361,143       | 0.00%         |
| 8900 OTHER USES (-)                                                                           | 0               | 0              | 0              | 0             | 0.00%         |
| <b>EXCESS (DEFICIENCY) OF REVENUES &amp; OTHER RESOURCES OVER EXPENDITURES AND OTHER USES</b> |                 |                |                |               |               |
|                                                                                               | <b>0</b>        | <b>0</b>       |                |               |               |
| BEGINNING FUND BALANCE                                                                        | 0               | 0              |                |               |               |
| <b>ENDING FUND BALANCE</b>                                                                    | <b>0</b>        | <b>0</b>       |                |               |               |

\* INCLUDES ENCUMBRANCES AND EXPENDITURES.

\*\* GENERAL OPERATING TRANSFER IN FROM MAINTENANCE AND OPERATIONS FUND BUDGET.

**EAGLE PASS INDEPENDENT SCHOOL DISTRICT  
COMBINED STATEMENT OF REVENUES, EXPENDITURES, AND  
CHANGES IN FUND BALANCE - BUDGET AND ACTUAL**

As of June 30, 2021

| <b>166-STATE BILINGUAL FUND</b>                                                               |                        |                       |                   |                    |                   |
|-----------------------------------------------------------------------------------------------|------------------------|-----------------------|-------------------|--------------------|-------------------|
|                                                                                               | <b>2019-20 AUDITED</b> | <b>2020-21 BUDGET</b> | <b>YTD ACTUAL</b> | <b>BUDGET BAL.</b> | <b>%RECORDED*</b> |
| <b>REVENUES:</b>                                                                              |                        |                       |                   |                    |                   |
| LOCAL                                                                                         | 0                      | 0                     | 0                 | 0                  | 0.00%             |
| STATE                                                                                         | 1,648,576              | 1,640,523             | 1,429,971         | 210,552            | 87.17%            |
| FEDERAL                                                                                       | 21,371                 | 19,803                | 0                 | 19,803             | 0.00%             |
| <b>TOTAL REVENUES</b>                                                                         | <b>1,669,947</b>       | <b>1,660,326</b>      | <b>1,429,971</b>  | <b>230,355</b>     | <b>86.13%</b>     |
| <b>EXPENDITURES:</b>                                                                          |                        |                       |                   |                    |                   |
| 11 INSTRUCTION                                                                                | 1,548,352              | 1,561,390             | 1,117,309         | 444,081            | 71.56%            |
| 12 INSTRUCTION RES. & MEDIA                                                                   | 0                      | 0                     | 0                 | 0                  | 0.00%             |
| 13 CURRICULUM & PER. DVLP.                                                                    | 11,878                 | 40,206                | 2,402             | 37,804             | 5.97%             |
| 21 INSTRUCTIONAL LEADERSHIP                                                                   | 61,461                 | 107,218               | 59,769            | 47,449             | 55.74%            |
| 23 SCHOOL ADMINISTRATION                                                                      | 13,572                 | 20,137                | 153               | 19,984             | 0.76%             |
| 31 GUIDANCE & COUNSELING                                                                      | 59,111                 | 89,951                | 96,875            | -6,924             | 107.70%           |
| 32 ATTENDANCE & SOC. WORK                                                                     | 0                      | 0                     | 0                 | 0                  | 0.00%             |
| 33 HEALTH SERVICES                                                                            | 0                      | 2,802                 | 0                 | 2,802              | 0.00%             |
| 34 PUPIL TRANSPORTATION                                                                       | 0                      | 0                     | 0                 | 0                  | 0.00%             |
| 35 FOOD SERVICES                                                                              | 0                      | 0                     | 0                 | 0                  | 0.00%             |
| 36 CO-CURRICULAR ACTIVITIES                                                                   | 0                      | 0                     | 0                 | 0                  | 0.00%             |
| 41 GENERAL ADMINISTRATION                                                                     | 0                      | 0                     | 0                 | 0                  | 0.00%             |
| 51 PLANT MAINT. & ACQUISITION                                                                 | 195                    | 1,651                 | 145               | 1,506              | 8.79%             |
| 52 SECURITY AND MONITORING                                                                    | 0                      | 0                     | 0                 | 0                  | 0.00%             |
| 53 DATA PROCESSING SERVICES                                                                   | 0                      | 0                     | 0                 | 0                  | 0.00%             |
| 61 COMMUNITY SERVICES                                                                         | 0                      | 0                     | 0                 | 0                  | 0.00%             |
| 71 DEBT SERVICES                                                                              | 0                      | 0                     | 0                 | 0                  | 0.00%             |
| 81 FACILITIES ACQU. & CONST.                                                                  | 0                      | 0                     | 0                 | 0                  | 0.00%             |
| 93 PYMTS TO OTHER DISTRICTS                                                                   | 0                      | 0                     | 0                 | 0                  | 0.00%             |
| 99 OTHER INTERGOV'T CHARGES                                                                   | 0                      | 0                     | 0                 | 0                  | 0.00%             |
| <b>TOTAL EXPENDITURES*</b>                                                                    | <b>1,694,569</b>       | <b>1,823,355</b>      | <b>1,276,652</b>  | <b>546,703</b>     | <b>70.02%</b>     |
| <b>OTHER RESOURCES &amp; USES:</b>                                                            |                        |                       |                   |                    |                   |
| 7900 OTHER RESOURCES (+)                                                                      | 24,622                 | 163,029 **            | 0                 | 163,029            | 0.00%             |
| 8900 OTHER USES (-)                                                                           | 0                      | 0                     | 0                 | 0                  | 0.00%             |
| <b>EXCESS (DEFICIENCY) OF REVENUES &amp; OTHER RESOURCES OVER EXPENDITURES AND OTHER USES</b> |                        |                       |                   |                    |                   |
|                                                                                               | <b>0</b>               | <b>0</b>              |                   |                    |                   |
| BEGINNING FUND BALANCE                                                                        | 0                      | 0                     |                   |                    |                   |
| <b>ENDING FUND BALANCE</b>                                                                    | <b>0</b>               | <b>0</b>              |                   |                    |                   |

\* INCLUDES ENCUMBRANCES AND EXPENDITURES.

\*\* GENERAL OPERATING TRANSFER IN FROM MAINTENANCE AND OPERATIONS FUND BUDGET.

\*\*\* 55% SPECIAL ALLOTMENT SPENDING REQUIREMENTS.

**EAGLE PASS INDEPENDENT SCHOOL DISTRICT  
COMBINED STATEMENT OF REVENUES, EXPENDITURES, AND  
CHANGES IN FUND BALANCE - BUDGET AND ACTUAL**

As of June 30, 2021

| <b>167-STATE CAREER &amp; TECHNOLOGY FUND</b>                                                 |                        |                       |                   |                    |                   |
|-----------------------------------------------------------------------------------------------|------------------------|-----------------------|-------------------|--------------------|-------------------|
|                                                                                               | <b>2019-20 AUDITED</b> | <b>2020-21 BUDGET</b> | <b>YTD ACTUAL</b> | <b>BUDGET BAL.</b> | <b>%RECORDED*</b> |
| <b>REVENUES:</b>                                                                              |                        |                       |                   |                    |                   |
| LOCAL                                                                                         | 0                      | 0                     | 0                 | 0                  | 0.00%             |
| STATE                                                                                         | 3,521,954              | 5,408,873             | 3,594,543         | 1,814,330          | 66.46%            |
| FEDERAL                                                                                       | 0                      | 0                     | 0                 | 0                  | 0.00%             |
| <b>TOTAL REVENUES</b>                                                                         | <b>3,521,954</b>       | <b>5,408,873</b>      | <b>3,594,543</b>  | <b>1,814,330</b>   | <b>66.46%</b>     |
| <b>EXPENDITURES:</b>                                                                          |                        |                       |                   |                    |                   |
| 11 INSTRUCTION                                                                                | 3,766,347              | 4,983,203             | 4,476,143         | 507,061            | 89.82%            |
| 12 INSTRUCTION RES. & MEDIA                                                                   | 0                      | 0                     | 0                 | 0                  | 0.00%             |
| 13 CURRICULUM & PER. DVLP.                                                                    | 22,095                 | 67,151                | 17,873            | 49,278             | 26.62%            |
| 21 INSTRUCTIONAL LEADERSHIP                                                                   | 233,653                | 354,884               | 201,781           | 153,103            | 56.86%            |
| 23 SCHOOL ADMINISTRATION                                                                      | 0                      | 0                     | 0                 | 0                  | 0.00%             |
| 31 GUIDANCE & COUNSELING                                                                      | 180,763                | 190,635               | 155,224           | 35,411             | 81.42%            |
| 32 ATTENDANCE & SOC. WORK                                                                     | 0                      | 0                     | 0                 | 0                  | 0.00%             |
| 33 HEALTH SERVICES                                                                            | 0                      | 0                     | 0                 | 0                  | 0.00%             |
| 34 PUPIL TRANSPORTATION                                                                       | 0                      | 0                     | 0                 | 0                  | 0.00%             |
| 35 FOOD SERVICES                                                                              | 0                      | 0                     | 0                 | 0                  | 0.00%             |
| 36 CO-CURRICULAR ACTIVITIES                                                                   | 0                      | 0                     | 0                 | 0                  | 0.00%             |
| 41 GENERAL ADMINISTRATION                                                                     | 0                      | 0                     | 0                 | 0                  | 0.00%             |
| 51 PLANT MAINT. & ACQUISITION                                                                 | 8,374                  | 13,000                | 1,224             | 11,776             | 9.42%             |
| 52 SECURITY AND MONITORING                                                                    | 0                      | 0                     | 0                 | 0                  | 0.00%             |
| 53 DATA PROCESSING SERVICES                                                                   | 0                      | 0                     | 0                 | 0                  | 0.00%             |
| 61 COMMUNITY SERVICES                                                                         | 0                      | 0                     | 0                 | 0                  | 0.00%             |
| 71 DEBT SERVICES                                                                              | 0                      | 0                     | 0                 | 0                  | 0.00%             |
| 81 FACILITIES ACQU. & CONST.                                                                  | 0                      | 0                     | 0                 | 0                  | 0.00%             |
| 93 PYMTS TO OTHER DISTRICTS                                                                   | 0                      | 0                     | 0                 | 0                  | 0.00%             |
| 99 OTHER INTERGOV'T CHARGES                                                                   | 0                      | 0                     | 0                 | 0                  | 0.00%             |
| <b>TOTAL EXPENDITURES*</b>                                                                    | <b>4,211,232</b>       | <b>5,608,873</b>      | <b>4,852,244</b>  | <b>756,629</b>     | <b>86.51%</b>     |
| <b>OTHER RESOURCES &amp; USES:</b>                                                            |                        |                       |                   |                    |                   |
| 7900 OTHER RESOURCES (+)                                                                      | 689,278                | 200,000 **            | 0                 | 200,000            | 0.00%             |
| 8900 OTHER USES (-)                                                                           | 0                      | 0                     | 0                 | 0                  | 0.00%             |
| <b>EXCESS (DEFICIENCY) OF REVENUES &amp; OTHER RESOURCES OVER EXPENDITURES AND OTHER USES</b> |                        |                       |                   |                    |                   |
|                                                                                               | <b>0</b>               | <b>0</b>              |                   |                    |                   |
| BEGINNING FUND BALANCE                                                                        | 0                      | 0                     |                   |                    |                   |
| <b>ENDING FUND BALANCE</b>                                                                    | <b>0</b>               | <b>0</b>              |                   |                    |                   |

\* INCLUDES ENCUMBRANCES AND EXPENDITURES.

\*\* GENERAL OPERATING TRANSFER IN FROM MAINTENANCE AND OPERATIONS FUND BUDGET.

\*\*\* 55% SPECIAL ALLOTMENT SPENDING REQUIREMENTS.

**EAGLE PASS INDEPENDENT SCHOOL DISTRICT  
COMBINED STATEMENT OF REVENUES, EXPENDITURES, AND  
CHANGES IN FUND BALANCE - BUDGET AND ACTUAL**

As of June 30, 2021

| <b>168-STATE SPECIAL EDUCATION FUND</b>                                                       |                  |                  |                  |                  |               |
|-----------------------------------------------------------------------------------------------|------------------|------------------|------------------|------------------|---------------|
|                                                                                               | 2019-20 AUDITED  | 2020-21 BUDGET   | YTD ACTUAL       | BUDGET BAL.      | %RECORDED*    |
| <b>REVENUES:</b>                                                                              |                  |                  |                  |                  |               |
| LOCAL                                                                                         | 0                | 0                | 0                | 0                | 0.00%         |
| STATE                                                                                         | 5,526,937        | 5,136,711        | 4,483,992        | 652,719          | 87.29%        |
| FEDERAL***                                                                                    | 0                | 0                | 0                | 0                | 0.00%         |
| <b>TOTAL REVENUES</b>                                                                         | <b>5,526,937</b> | <b>5,136,711</b> | <b>4,483,992</b> | <b>652,719</b>   | <b>87.29%</b> |
| <b>EXPENDITURES:</b>                                                                          |                  |                  |                  |                  |               |
| 11 INSTRUCTION                                                                                | 7,587,965        | 8,311,283        | 6,246,764        | 2,064,519        | 75.16%        |
| 12 INSTRUCTION RES. & MEDIA                                                                   | 0                | 0                | 0                | 0                | 0.00%         |
| 13 CURRICULUM & PER. DVLP.                                                                    | 392              | 1,645            |                  | 1,645            | 0.00%         |
| 21 INSTRUCTIONAL LEADERSHIP                                                                   | 145,373          | 177,078          | 129,511          | 47,567           | 73.14%        |
| 23 SCHOOL ADMINISTRATION                                                                      | 0                | 0                | 0                | 0                | 0.00%         |
| 31 GUIDANCE & COUNSELING                                                                      | 9,941            | 3,063            | 985              | 2,078            | 32.17%        |
| 32 ATTENDANCE & SOC. WORK                                                                     | 0                | 0                | 0                | 0                | 0.00%         |
| 33 HEALTH SERVICES                                                                            | 0                | 0                | 0                | 0                | 0.00%         |
| 34 PUPIL TRANSPORTATION                                                                       | 0                | 0                | 0                | 0                | 0.00%         |
| 35 FOOD SERVICES                                                                              | 0                | 0                | 0                | 0                | 0.00%         |
| 36 CO-CURRICULAR ACTIVITIES                                                                   | 2,328            | 6,000            | 0                | 6,000            | 0.00%         |
| 41 GENERAL ADMINISTRATION                                                                     | 0                | 0                | 0                | 0                | 0.00%         |
| 51 PLANT MAINT. & ACQUISITION                                                                 | 10,396           | 12,585           | 0                | 12,585           | 0.00%         |
| 52 SECURITY AND MONITORING                                                                    | 0                | 0                | 0                | 0                | 0.00%         |
| 53 DATA PROCESSING SERVICES                                                                   | 0                | 0                | 0                | 0                | 0.00%         |
| 61 COMMUNITY SERVICES                                                                         | 0                | 0                | 0                | 0                | 0.00%         |
| 71 DEBT SERVICES                                                                              | 0                | 0                | 0                | 0                | 0.00%         |
| 81 FACILITIES ACQU. & CONST.                                                                  | 0                | 0                | 0                | 0                | 0.00%         |
| 93 PYMTS TO OTHER DISTRICTS                                                                   | 176,295          | 185,000          | 140,688          | 44,312           | 76.05%        |
| 99 OTHER INTERGOV'T CHARGES                                                                   | 0                | 0                | 0                | 0                | 0.00%         |
| <b>TOTAL EXPENDITURES*</b>                                                                    | <b>7,932,690</b> | <b>8,696,654</b> | <b>6,517,948</b> | <b>2,178,706</b> | <b>74.95%</b> |
| <b>OTHER RESOURCES &amp; USES:</b>                                                            |                  |                  |                  |                  |               |
| 7900 OTHER RESOURCES (+)                                                                      | 2,405,753        | 3,559,943 **     | 0                | 3,559,943        | 0.00%         |
| 8900 OTHER USES (-)                                                                           | 0                | 0                | 0                | 0                | 0.00%         |
| <b>EXCESS (DEFICIENCY) OF REVENUES &amp; OTHER RESOURCES OVER EXPENDITURES AND OTHER USES</b> |                  |                  |                  |                  |               |
|                                                                                               | 0                | 0                |                  |                  |               |
| BEGINNING FUND BALANCE                                                                        | 0                | 0                |                  |                  |               |
| <b>ENDING FUND BALANCE</b>                                                                    | <b>0</b>         | <b>0</b>         |                  |                  |               |

\* INCLUDES ENCUMBRANCES AND EXPENDITURES.

\*\* GENERAL OPERATING TRANSFER IN FROM MAINTENANCE AND OPERATIONS FUND BUDGET.

**Note:** The School Health and Related Services (SHARS) is a Medicaid Program that is designed to reimburse school districts for providing direct medical services for Special Education students who are Medicaid Eligible. The Special Education Department submits reimbursement claims during the school year.

\*\*\* 55% SPECIAL ALLOTMENT SPENDING REQUIREMENTS.

**EAGLE PASS INDEPENDENT SCHOOL DISTRICT  
COMBINED STATEMENT OF REVENUES, EXPENDITURES, AND  
CHANGES IN FUND BALANCE - BUDGET AND ACTUAL**

As of June 30, 2021

| <b>169-COLLEGE, CAREER, OR MILITARY READINESS FUND</b>                                        |                        |                       |                   |                    |                   |
|-----------------------------------------------------------------------------------------------|------------------------|-----------------------|-------------------|--------------------|-------------------|
|                                                                                               | <b>2019-20 AUDITED</b> | <b>2020-21 BUDGET</b> | <b>YTD ACTUAL</b> | <b>BUDGET BAL.</b> | <b>%RECORDED*</b> |
| <b>REVENUES:</b>                                                                              |                        |                       |                   |                    |                   |
| LOCAL                                                                                         | 0                      | 0                     | 0                 | 0                  | 0.00%             |
| STATE                                                                                         | 433,400                | 433,400               | 373,624           | 59,776             | 86.21%            |
| FEDERAL                                                                                       | 0                      | 0                     | 0                 | 0                  | 0.00%             |
| <b>TOTAL REVENUES</b>                                                                         | <b>433,400</b>         | <b>433,400</b>        | <b>373,624</b>    | <b>59,776</b>      | <b>86.21%</b>     |
| <b>EXPENDITURES:</b>                                                                          |                        |                       |                   |                    |                   |
| 11 INSTRUCTION                                                                                | 892,713                | 980,937               | 668,307           | 312,630            | 68.13%            |
| 12 INSTRUCTION RES. & MEDIA                                                                   | 0                      | 0                     | 0                 | 0                  | 0.00%             |
| 13 CURRICULUM & PER. DVLP.                                                                    | 28,549                 | 23                    | 0                 | 23                 | 0.00%             |
| 21 INSTRUCTIONAL LEADERSHIP                                                                   | 28,549                 | 129,847               | 496               | 129,351            | 0.38%             |
| 23 SCHOOL ADMINISTRATION                                                                      | 5,967                  | 13,840                | 4,391             | 9,449              | 31.73%            |
| 31 GUIDANCE & COUNSELING                                                                      | 298,353                | 313,172               | 222,850           | 90,322             | 71.16%            |
| 32 ATTENDANCE & SOC. WORK                                                                     | 0                      | 0                     | 0                 | 0                  | 0.00%             |
| 33 HEALTH SERVICES                                                                            | 0                      | 0                     | 0                 | 0                  | 0.00%             |
| 34 PUPIL TRANSPORTATION                                                                       | 0                      | 0                     | 0                 | 0                  | 0.00%             |
| 35 FOOD SERVICES                                                                              | 0                      | 0                     | 0                 | 0                  | 0.00%             |
| 36 CO-CURRICULAR ACTIVITIES                                                                   | 0                      | 0                     | 0                 | 0                  | 0.00%             |
| 41 GENERAL ADMINISTRATION                                                                     | 0                      | 0                     | 0                 | 0                  | 0.00%             |
| 51 PLANT MAINT. & ACQUISITION                                                                 | 0                      | 2,331                 | 0                 | 2,331              | 0.00%             |
| 52 SECURITY AND MONITORING                                                                    | 0                      | 0                     | 0                 | 0                  | 0.00%             |
| 53 DATA PROCESSING SERVICES                                                                   | 0                      | 0                     | 0                 | 0                  | 0.00%             |
| 61 COMMUNITY SERVICES                                                                         | 0                      | 0                     | 0                 | 0                  | 0.00%             |
| 71 DEBT SERVICES                                                                              | 0                      | 0                     | 0                 | 0                  | 0.00%             |
| 81 FACILITIES ACQU. & CONST.                                                                  | 0                      | 0                     | 0                 | 0                  | 0.00%             |
| 93 PYMTS TO OTHER DISTRICTS                                                                   | 0                      | 0                     | 0                 | 0                  | 0.00%             |
| 99 OTHER INTERGOV'T CHARGES                                                                   | 0                      | 0                     | 0                 | 0                  | 0.00%             |
| <b>TOTAL EXPENDITURES*</b>                                                                    | <b>1,254,131</b>       | <b>1,440,150</b>      | <b>896,045</b>    | <b>544,105</b>     | <b>62.22%</b>     |
| <b>OTHER RESOURCES &amp; USES:</b>                                                            |                        |                       |                   |                    |                   |
| 7900 OTHER RESOURCES (+)                                                                      | 511,318                | 1,006,750 **          | 0                 | 1,006,750          | 0.00%             |
| 8900 OTHER USES (-)                                                                           | 0                      | 0                     | 0                 | 0                  | 0.00%             |
| <b>EXCESS (DEFICIENCY) OF REVENUES &amp; OTHER RESOURCES OVER EXPENDITURES AND OTHER USES</b> |                        |                       |                   |                    |                   |
|                                                                                               | <b>(309,413)</b>       | <b>0</b>              |                   |                    |                   |
| BEGINNING FUND BALANCE                                                                        | 309,413                | 0                     |                   |                    |                   |
| <b>ENDING FUND BALANCE</b>                                                                    | <b>0</b>               | <b>0</b>              |                   |                    |                   |

\* INCLUDES ENCUMBRANCES AND EXPENDITURES.

\*\* GENERAL OPERATING TRANSFER IN FROM MAINTENANCE AND OPERATIONS FUND BUDGET.

\*\*\* 55% SPECIAL ALLOTMENT SPENDING REQUIREMENTS.

**EAGLE PASS INDEPENDENT SCHOOL DISTRICT  
COMBINED STATEMENT OF REVENUES, EXPENDITURES, AND  
CHANGES IN FUND BALANCE - BUDGET AND ACTUAL**

As of June 30, 2021

| <b>170-MIDDLE RIO GRANDE WORKFORCE FUND**</b>                                                 |                 |                  |              |                |              |
|-----------------------------------------------------------------------------------------------|-----------------|------------------|--------------|----------------|--------------|
|                                                                                               | 2019-20 AUDITED | 2020-21 BUDGET   | YTD ACTUAL   | BUDGET BAL.    | %RECORDED*   |
| <b>REVENUES:</b>                                                                              |                 |                  |              |                |              |
| LOCAL                                                                                         | 0               | 0                | 0            | 0              | 0.00%        |
| STATE                                                                                         | 49,493          | 10,000           | 0            | 10,000         | 0.00%        |
| FEDERAL                                                                                       | 0               | 0                | 0            | 0              | 0.00%        |
| <b>TOTAL REVENUES</b>                                                                         | <b>49,493</b>   | <b>10,000</b>    | <b>0</b>     | <b>10,000</b>  | <b>0.00%</b> |
| <b>EXPENDITURES:</b>                                                                          |                 |                  |              |                |              |
| 11 INSTRUCTION                                                                                | 0               | 0                | 0            | 0              | 0.00%        |
| 12 INSTRUCTION RES. & MEDIA                                                                   | 0               | 0                | 0            | 0              | 0.00%        |
| 13 CURRICULUM & PER. DVLP.                                                                    | 0               | 0                | 0            | 0              | 0.00%        |
| 21 INSTRUCTIONAL LEADERSHIP                                                                   | 0               | 0                | 0            | 0              | 0.00%        |
| 23 SCHOOL ADMINISTRATION                                                                      | 0               | 0                | 0            | 0              | 0.00%        |
| 31 GUIDANCE & COUNSELING                                                                      | 0               | 0                | 0            | 0              | 0.00%        |
| 32 ATTENDANCE & SOC. WORK                                                                     | 0               | 0                | 0            | 0              | 0.00%        |
| 33 HEALTH SERVICES                                                                            | 0               | 0                | 0            | 0              | 0.00%        |
| 34 PUPIL TRANSPORTATION                                                                       | 0               | 0                | 0            | 0              | 0.00%        |
| 35 FOOD SERVICES                                                                              | 0               | 0                | 0            | 0              | 0.00%        |
| 36 CO-CURRICULAR ACTIVITIES                                                                   | 0               | 0                | 0            | 0              | 0.00%        |
| 41 GENERAL ADMINISTRATION                                                                     | 0               | 0                | 0            | 0              | 0.00%        |
| 51 PLANT MAINT. & ACQUISITION                                                                 | 0               | 0                | 0            | 0              | 0.00%        |
| 52 SECURITY AND MONITORING                                                                    | 0               | 0                | 0            | 0              | 0.00%        |
| 53 DATA PROCESSING SERVICES                                                                   | 0               | 0                | 0            | 0              | 0.00%        |
| 61 COMMUNITY SERVICES                                                                         | 11,872          | 156,996          | 3,799        | 153,197        | 2.42%        |
| 71 DEBT SERVICES                                                                              | 0               | 0                | 0            | 0              | 0.00%        |
| 81 FACILITIES ACQU. & CONST.                                                                  | 0               | 0                | 0            | 0              | 0.00%        |
| 93 PYMTS TO OTHER DISTRICTS                                                                   | 0               | 0                | 0            | 0              | 0.00%        |
| 99 OTHER INTERGOV'T CHARGES                                                                   | 0               | 0                | 0            | 0              | 0.00%        |
| <b>TOTAL EXPENDITURES*</b>                                                                    | <b>11,872</b>   | <b>156,996</b>   | <b>3,799</b> | <b>153,197</b> | <b>2.42%</b> |
| <b>OTHER RESOURCES &amp; USES:</b>                                                            |                 |                  |              |                |              |
| 7900 OTHER RESOURCES (+)                                                                      | 0               | 0                | 0            | 0              | 0.00%        |
| 8900 OTHER USES (-)                                                                           | 0               | 0                | 0            | 0              | 0.00%        |
| <b>EXCESS (DEFICIENCY) OF REVENUES &amp; OTHER RESOURCES OVER EXPENDITURES AND OTHER USES</b> |                 |                  |              |                |              |
|                                                                                               | <b>37,621</b>   | <b>(146,996)</b> |              |                |              |
| BEGINNING FUND BALANCE                                                                        | 109,375         | 146,996          |              |                |              |
| <b>ENDING FUND BALANCE</b>                                                                    | <b>146,996</b>  | <b>0</b>         |              |                |              |

\* INCLUDES ENCUMBRANCES AND EXPENDITURES.

\*\* CHILD CARE PROVIDER SERVICES (CCPS)

**EAGLE PASS INDEPENDENT SCHOOL DISTRICT  
COMBINED STATEMENT OF REVENUES, EXPENDITURES, AND  
CHANGES IN FUND BALANCE - BUDGET AND ACTUAL**

As of June 30, 2021

| <b>171-AIR FORCE ROTC FUND</b>                                                                |                        |                       |                   |                    |                   |
|-----------------------------------------------------------------------------------------------|------------------------|-----------------------|-------------------|--------------------|-------------------|
|                                                                                               | <b>2019-20 AUDITED</b> | <b>2020-21 BUDGET</b> | <b>YTD ACTUAL</b> | <b>BUDGET BAL.</b> | <b>%RECORDED*</b> |
| <b>REVENUES:</b>                                                                              |                        |                       |                   |                    |                   |
| LOCAL                                                                                         | 0                      | 0                     | 0                 | 0                  | 0.00%             |
| STATE                                                                                         | 0                      | 0                     | 0                 | 0                  | 0.00%             |
| FEDERAL                                                                                       | 5,898                  | 10,000                | 1,729             | 8,271              | 17.29%            |
| <b>TOTAL REVENUES</b>                                                                         | <b>5,898</b>           | <b>10,000</b>         | <b>1,729</b>      | <b>8,271</b>       | <b>17.29%</b>     |
| <b>EXPENDITURES:</b>                                                                          |                        |                       |                   |                    |                   |
| 11 INSTRUCTION                                                                                | 0                      | 0                     | 0                 | 0                  | 0.00%             |
| 12 INSTRUCTION RES. & MEDIA                                                                   | 0                      | 0                     | 0                 | 0                  | 0.00%             |
| 13 CURRICULUM & PER. DVLP.                                                                    | 0                      | 0                     | 0                 | 0                  | 0.00%             |
| 21 INSTRUCTIONAL LEADERSHIP                                                                   | 0                      | 0                     | 0                 | 0                  | 0.00%             |
| 23 SCHOOL ADMINISTRATION                                                                      | 0                      | 0                     | 0                 | 0                  | 0.00%             |
| 31 GUIDANCE & COUNSELING                                                                      | 0                      | 0                     | 0                 | 0                  | 0.00%             |
| 32 ATTENDANCE & SOC. WORK                                                                     | 0                      | 0                     | 0                 | 0                  | 0.00%             |
| 33 HEALTH SERVICES                                                                            | 0                      | 0                     | 0                 | 0                  | 0.00%             |
| 34 PUPIL TRANSPORTATION                                                                       | 0                      | 0                     | 0                 | 0                  | 0.00%             |
| 35 FOOD SERVICES                                                                              | 0                      | 0                     | 0                 | 0                  | 0.00%             |
| 36 CO-CURRICULAR ACTIVITIES                                                                   | 5,898                  | 10,000                | 2,745             | 7,255              | 27.45%            |
| 41 GENERAL ADMINISTRATION                                                                     | 0                      | 0                     | 0                 | 0                  | 0.00%             |
| 51 PLANT MAINT. & ACQUISITION                                                                 | 0                      | 0                     | 0                 | 0                  | 0.00%             |
| 52 SECURITY AND MONITORING                                                                    | 0                      | 0                     | 0                 | 0                  | 0.00%             |
| 53 DATA PROCESSING SERVICES                                                                   | 0                      | 0                     | 0                 | 0                  | 0.00%             |
| 61 COMMUNITY SERVICES                                                                         | 0                      | 0                     | 0                 | 0                  | 0.00%             |
| 71 DEBT SERVICES                                                                              | 0                      | 0                     | 0                 | 0                  | 0.00%             |
| 81 FACILITIES ACQU. & CONST.                                                                  | 0                      | 0                     | 0                 | 0                  | 0.00%             |
| 93 PYMTS TO OTHER DISTRICTS                                                                   | 0                      | 0                     | 0                 | 0                  | 0.00%             |
| 99 OTHER INTERGOV'T CHARGES                                                                   | 0                      | 0                     | 0                 | 0                  | 0.00%             |
| <b>TOTAL EXPENDITURES*</b>                                                                    | <b>5,898</b>           | <b>10,000</b>         | <b>2,745</b>      | <b>7,255</b>       | <b>27.45%</b>     |
| <b>OTHER RESOURCES &amp; USES:</b>                                                            |                        |                       |                   |                    |                   |
| 7900 OTHER RESOURCES (+)                                                                      | 0                      | 0                     | 0                 | 0                  | 0.00%             |
| 8900 OTHER USES (-)                                                                           | 0                      | 0                     | 0                 | 0                  | 0.00%             |
| <b>EXCESS (DEFICIENCY) OF REVENUES &amp; OTHER RESOURCES OVER EXPENDITURES AND OTHER USES</b> |                        |                       |                   |                    |                   |
|                                                                                               | <b>0</b>               | <b>0</b>              |                   |                    |                   |
| BEGINNING FUND BALANCE                                                                        | 0                      | 0                     |                   |                    |                   |
| <b>ENDING FUND BALANCE</b>                                                                    | <b>0</b>               | <b>0</b>              |                   |                    |                   |

\* INCLUDES ENCUMBRANCES AND EXPENDITURES.

**EAGLE PASS INDEPENDENT SCHOOL DISTRICT  
COMBINED STATEMENT OF REVENUES, EXPENDITURES, AND  
CHANGES IN FUND BALANCE - BUDGET AND ACTUAL**

As of June 30, 2021

| <b>172-STATE ON-BEHALF FUND</b>                                                               |                        |                       |                   |                    |                   |
|-----------------------------------------------------------------------------------------------|------------------------|-----------------------|-------------------|--------------------|-------------------|
|                                                                                               | <b>2019-20 AUDITED</b> | <b>2020-21 BUDGET</b> | <b>YTD ACTUAL</b> | <b>BUDGET BAL.</b> | <b>%RECORDED*</b> |
| <b>REVENUES:</b>                                                                              |                        |                       |                   |                    |                   |
| LOCAL                                                                                         | 0                      | 0                     | 0                 | 0                  | 0.00%             |
| STATE                                                                                         | 7,117,618              | 9,351,358             | 0                 | 9,351,358          | 0.00%             |
| FEDERAL                                                                                       | 0                      | 0                     | 0                 | 0                  | 0.00%             |
| <b>TOTAL REVENUES</b>                                                                         | <b>7,117,618</b>       | <b>9,351,358</b>      | <b>0</b>          | <b>9,351,358</b>   | <b>0.00%</b>      |
| <b>EXPENDITURES:</b>                                                                          |                        |                       |                   |                    |                   |
| 11 INSTRUCTION                                                                                | 4,422,196              | 4,544,759             | 0                 | 4,544,759          | 0.00%             |
| 12 INSTRUCTION RES. & MEDIA                                                                   | 98,488                 | 127,229               | 0                 | 127,229            | 0.00%             |
| 13 CURRICULUM & PER. DVLP.                                                                    | 166,831                | 339,023               | 0                 | 339,023            | 0.00%             |
| 21 INSTRUCTIONAL LEADERSHIP                                                                   | 85,692                 | 121,825               | 0                 | 121,825            | 0.00%             |
| 23 SCHOOL ADMINISTRATION                                                                      | 418,378                | 458,315               | 0                 | 458,315            | 0.00%             |
| 31 GUIDANCE & COUNSELING                                                                      | 160,738                | 277,501               | 0                 | 277,501            | 0.00%             |
| 32 ATTENDANCE & SOC. WORK                                                                     | 18,849                 | 151,971               | 0                 | 151,971            | 0.00%             |
| 33 HEALTH SERVICES                                                                            | 122,431                | 207,342               | 0                 | 207,342            | 0.00%             |
| 34 PUPIL TRANSPORTATION                                                                       | 240,790                | 442,000               | 0                 | 442,000            | 0.00%             |
| 35 FOOD SERVICES                                                                              | 105,784                | 402,500               | 0                 | 402,500            | 0.00%             |
| 36 CO-CURRICULAR ACTIVITIES                                                                   | 173,541                | 471,864               | 0                 | 471,864            | 0.00%             |
| 41 GENERAL ADMINISTRATION                                                                     | 254,368                | 322,250               | 0                 | 322,250            | 0.00%             |
| 51 PLANT MAINT. & ACQUISITION                                                                 | 594,258                | 738,450               | 0                 | 738,450            | 0.00%             |
| 52 SECURITY AND MONITORING                                                                    | 206,677                | 457,850               | 0                 | 457,850            | 0.00%             |
| 53 DATA PROCESSING SERVICES                                                                   | 0                      | 0                     | 0                 | 0                  | 0.00%             |
| 61 COMMUNITY SERVICES                                                                         | 46,478                 | 141,638               | 0                 | 141,638            | 0.00%             |
| 71 DEBT SERVICES                                                                              | 0                      | 0                     | 0                 | 0                  | 0.00%             |
| 81 FACILITIES ACQU. & CONST.                                                                  | 2,119                  | 146,841               | 0                 | 146,841            | 0.00%             |
| 93 PYMTS TO OTHER DISTRICTS                                                                   | 0                      | 0                     | 0                 | 0                  | 0.00%             |
| 99 OTHER INTERGOV'T CHARGES                                                                   | 0                      | 0                     | 0                 | 0                  | 0.00%             |
| <b>TOTAL EXPENDITURES*</b>                                                                    | <b>7,117,618</b>       | <b>9,351,358</b>      | <b>0</b>          | <b>9,351,358</b>   | <b>0.00%</b>      |
| <b>OTHER RESOURCES &amp; USES:</b>                                                            |                        |                       |                   |                    |                   |
| 7900 OTHER RESOURCES (+)                                                                      | 0                      | 0                     | 0                 | 0                  | 0.00%             |
| 8900 OTHER USES (-)                                                                           | 0                      | 0                     | 0                 | 0                  | 0.00%             |
| <b>EXCESS (DEFICIENCY) OF REVENUES &amp; OTHER RESOURCES OVER EXPENDITURES AND OTHER USES</b> | <b>0</b>               | <b>0</b>              |                   |                    |                   |
| BEGINNING FUND BALANCE                                                                        | 0                      | 0                     |                   |                    |                   |
| <b>ENDING FUND BALANCE</b>                                                                    | <b>0</b>               | <b>0</b>              |                   |                    |                   |

\* INCLUDES ONLY ACTUAL AMOUNTS.

**EAGLE PASS INDEPENDENT SCHOOL DISTRICT  
COMBINED STATEMENT OF REVENUES, EXPENDITURES, AND  
CHANGES IN FUND BALANCE - BUDGET AND ACTUAL**

As of June 30, 2021

| <b>173-EARLY EDUCATION FUND</b>                                                               |                        |                       |                   |                    |                   |
|-----------------------------------------------------------------------------------------------|------------------------|-----------------------|-------------------|--------------------|-------------------|
|                                                                                               | <b>2019-20 AUDITED</b> | <b>2020-21 BUDGET</b> | <b>YTD ACTUAL</b> | <b>BUDGET BAL.</b> | <b>%RECORDED*</b> |
| <b>REVENUES:</b>                                                                              |                        |                       |                   |                    |                   |
| LOCAL                                                                                         | 0                      | 0                     | 0                 | 0                  | 0.00%             |
| STATE                                                                                         | 3,227,777              | 3,225,976             | 2,781,036         | 444,940            | 86.21%            |
| FEDERAL                                                                                       | 0                      | 0                     | 0                 | 0                  | 0.00%             |
| <b>TOTAL REVENUES</b>                                                                         | <b>3,227,777</b>       | <b>3,225,976</b>      | <b>2,781,036</b>  | <b>444,940</b>     | <b>86.21%</b>     |
| <b>EXPENDITURES:</b>                                                                          |                        |                       |                   |                    |                   |
| 11 INSTRUCTION                                                                                | 6,996,738              | 6,548,095             | 4,990,441         | 1,557,654          | 76.21%            |
| 12 INSTRUCTION RES. & MEDIA                                                                   | 141,361                | 147,318               | 85,619            | 61,699             | 58.12%            |
| 13 CURRICULUM & PER. DVLP.                                                                    | 72,406                 | 2,000                 | 1,311             | 689                | 65.54%            |
| 21 INSTRUCTIONAL LEADERSHIP                                                                   | 0                      | 0                     | 0                 | 0                  | 0.00%             |
| 23 SCHOOL ADMINISTRATION                                                                      | 860,925                | 855,311               | 691,021           | 164,290            | 80.79%            |
| 31 GUIDANCE & COUNSELING                                                                      | 100                    | 100                   | 100               | 0                  | 100.00%           |
| 32 ATTENDANCE & SOC. WORK                                                                     | 0                      | 0                     | 0                 | 0                  | 0.00%             |
| 33 HEALTH SERVICES                                                                            | 387                    | 3,316                 | 436               | 2,880              | 13.15%            |
| 34 PUPIL TRANSPORTATION                                                                       | 0                      | 0                     | 0                 | 0                  | 0.00%             |
| 35 FOOD SERVICES                                                                              | 0                      | 0                     | 0                 | 0                  | 0.00%             |
| 36 CO-CURRICULAR ACTIVITIES                                                                   | 0                      | 0                     | 0                 | 0                  | 0.00%             |
| 41 GENERAL ADMINISTRATION                                                                     | 0                      | 0                     | 0                 | 0                  | 0.00%             |
| 51 PLANT MAINT. & ACQUISITION                                                                 | 669,110                | 882,419               | 534,937           | 347,482            | 60.62%            |
| 52 SECURITY AND MONITORING                                                                    | 1,570                  | 3,000                 | 2,283             | 717                | 76.10%            |
| 53 DATA PROCESSING SERVICES                                                                   | 0                      | 0                     | 0                 | 0                  | 0.00%             |
| 61 COMMUNITY SERVICES                                                                         | 459                    | 1,524                 | 562               | 962                | 36.86%            |
| 71 DEBT SERVICES                                                                              | 0                      | 0                     | 0                 | 0                  | 0.00%             |
| 81 FACILITIES ACQU. & CONST.                                                                  | 0                      | 0                     | 0                 | 0                  | 0.00%             |
| 93 PYMTS TO OTHER DISTRICTS                                                                   | 0                      | 0                     | 0                 | 0                  | 0.00%             |
| 99 OTHER INTERGOV'T CHARGES                                                                   | 0                      | 0                     | 0                 | 0                  | 0.00%             |
| <b>TOTAL EXPENDITURES*</b>                                                                    | <b>8,743,056</b>       | <b>8,443,083</b>      | <b>6,306,710</b>  | <b>2,136,373</b>   | <b>74.70%</b>     |
| <b>OTHER RESOURCES &amp; USES:</b>                                                            |                        |                       |                   |                    |                   |
| 7900 OTHER RESOURCES (+)                                                                      | 5,515,279              | 5,217,107 **          | 0                 | 5,217,107          | 0.00%             |
| 8900 OTHER USES (-)                                                                           | 0                      | 0                     | 0                 | 0                  | 0.00%             |
| <b>EXCESS (DEFICIENCY) OF REVENUES &amp; OTHER RESOURCES OVER EXPENDITURES AND OTHER USES</b> |                        |                       |                   |                    |                   |
|                                                                                               | 0                      | 0                     |                   |                    |                   |
| BEGINNING FUND BALANCE                                                                        | 0                      | 0                     |                   |                    |                   |
| <b>ENDING FUND BALANCE</b>                                                                    | <b>0</b>               | <b>0</b>              |                   |                    |                   |

\* INCLUDES ONLY ACTUAL AMOUNTS.

\*\* GENERAL OPERATING TRANSFER IN FROM MAINTENANCE AND OPERATIONS FUND BUDGET.

\*\*\* 100% SPECIAL ALLOTMENT SPENDING REQUIREMENTS.

**EAGLE PASS INDEPENDENT SCHOOL DISTRICT  
COMBINED STATEMENT OF REVENUES, EXPENDITURES, AND  
CHANGES IN FUND BALANCE - BUDGET AND ACTUAL**

As of June 30, 2021

| <b>174-LEOSE**</b>                                                                            |                        |                       |                   |                    |                   |
|-----------------------------------------------------------------------------------------------|------------------------|-----------------------|-------------------|--------------------|-------------------|
|                                                                                               | <b>2019-20 AUDITED</b> | <b>2020-21 BUDGET</b> | <b>YTD ACTUAL</b> | <b>BUDGET BAL.</b> | <b>%RECORDED*</b> |
| <b>REVENUES:</b>                                                                              |                        |                       |                   |                    |                   |
| LOCAL                                                                                         | 0                      | 0                     | 0                 | 0                  | 0.00%             |
| STATE                                                                                         | 2,297                  | 5,000                 | 2,022             | 2,978              | 40.44%            |
| FEDERAL                                                                                       | 0                      | 0                     | 0                 | 0                  | 0.00%             |
| <b>TOTAL REVENUES</b>                                                                         | <b>2,297</b>           | <b>5,000</b>          | <b>2,022</b>      | <b>2,978</b>       | <b>40.44%</b>     |
| <b>EXPENDITURES:</b>                                                                          |                        |                       |                   |                    |                   |
| 11 INSTRUCTION                                                                                | 0                      | 0                     | 0                 | 0                  | 0.00%             |
| 12 INSTRUCTION RES. & MEDIA                                                                   | 0                      | 0                     | 0                 | 0                  | 0.00%             |
| 13 CURRICULUM & PER. DVLP.                                                                    | 0                      | 0                     | 0                 | 0                  | 0.00%             |
| 21 INSTRUCTIONAL LEADERSHIP                                                                   | 0                      | 0                     | 0                 | 0                  | 0.00%             |
| 23 SCHOOL ADMINISTRATION                                                                      | 0                      | 0                     | 0                 | 0                  | 0.00%             |
| 31 GUIDANCE & COUNSELING                                                                      | 0                      | 0                     | 0                 | 0                  | 0.00%             |
| 32 ATTENDANCE & SOC. WORK                                                                     | 0                      | 0                     | 0                 | 0                  | 0.00%             |
| 33 HEALTH SERVICES                                                                            | 0                      | 0                     | 0                 | 0                  | 0.00%             |
| 34 PUPIL TRANSPORTATION                                                                       | 0                      | 0                     | 0                 | 0                  | 0.00%             |
| 35 FOOD SERVICES                                                                              | 0                      | 0                     | 0                 | 0                  | 0.00%             |
| 36 CO-CURRICULAR ACTIVITIES                                                                   | 0                      | 0                     | 0                 | 0                  | 0.00%             |
| 41 GENERAL ADMINISTRATION                                                                     | 0                      | 0                     | 0                 | 0                  | 0.00%             |
| 51 PLANT MAINT. & ACQUISITION                                                                 | 0                      | 0                     | 0                 | 0                  | 0.00%             |
| 52 SECURITY AND MONITORING                                                                    | 4,548                  | 5,000                 | 0                 | 5,000              | 0.00%             |
| 53 DATA PROCESSING SERVICES                                                                   | 0                      | 0                     | 0                 | 0                  | 0.00%             |
| 61 COMMUNITY SERVICES                                                                         | 0                      | 0                     | 0                 | 0                  | 0.00%             |
| 71 DEBT SERVICES                                                                              | 0                      | 0                     | 0                 | 0                  | 0.00%             |
| 81 FACILITIES ACQU. & CONST.                                                                  | 0                      | 0                     | 0                 | 0                  | 0.00%             |
| 93 PYMTS TO OTHER DISTRICTS                                                                   | 0                      | 0                     | 0                 | 0                  | 0.00%             |
| 99 OTHER INTERGOV'T CHARGES                                                                   | 0                      | 0                     | 0                 | 0                  | 0.00%             |
| <b>TOTAL EXPENDITURES*</b>                                                                    | <b>4,548</b>           | <b>5,000</b>          | <b>0</b>          | <b>5,000</b>       | <b>0.00%</b>      |
| <b>OTHER RESOURCES &amp; USES:</b>                                                            |                        |                       |                   |                    |                   |
| 7900 OTHER RESOURCES (+)                                                                      | 2,251                  | 0                     | 0                 | 0                  | 0.00%             |
| 8900 OTHER USES (-)                                                                           | 0                      | 0                     | 0                 | 0                  | 0.00%             |
| <b>EXCESS (DEFICIENCY) OF REVENUES &amp; OTHER RESOURCES OVER EXPENDITURES AND OTHER USES</b> | <b>0</b>               | <b>0</b>              |                   |                    |                   |
| BEGINNING FUND BALANCE                                                                        | 0                      | 0                     |                   |                    |                   |
| <b>ENDING FUND BALANCE</b>                                                                    | <b>0</b>               | <b>0</b>              |                   |                    |                   |

\* INCLUDES ENCUMBRANCES AND EXPENDITURES.

\*\* LAW ENFORCEMENT OFFICER STANDARDS AND EDUCATION (LEOSE)

**EAGLE PASS INDEPENDENT SCHOOL DISTRICT  
COMBINED STATEMENT OF REVENUES, EXPENDITURES, AND  
CHANGES IN FUND BALANCE - BUDGET AND ACTUAL**

As of June 30, 2021

| <b>175-MAMA PATROL SAFETY PRG.</b>                                                            |                 |                 |               |                |              |
|-----------------------------------------------------------------------------------------------|-----------------|-----------------|---------------|----------------|--------------|
|                                                                                               | 2019-20 AUDITED | 2020-21 BUDGET  | YTD ACTUAL    | BUDGET BAL.    | %RECORDED*   |
| <b>REVENUES:</b>                                                                              |                 |                 |               |                |              |
| LOCAL                                                                                         | 69,458          | 0               | 51,306        | -51,306        | 0.00%        |
| STATE                                                                                         | 0               | 0               | 0             | 0              | 0.00%        |
| FEDERAL                                                                                       | 0               | 0               | 0             | 0              | 0.00%        |
| <b>TOTAL REVENUES</b>                                                                         | <b>69,458</b>   | <b>0</b>        | <b>51,306</b> | <b>-51,306</b> | <b>0.00%</b> |
| <b>EXPENDITURES:</b>                                                                          |                 |                 |               |                |              |
| 11 INSTRUCTION                                                                                | 0               | 0               | 0             | 0              | 0.00%        |
| 12 INSTRUCTION RES. & MEDIA                                                                   | 0               | 0               | 0             | 0              | 0.00%        |
| 13 CURRICULUM & PER. DVLP.                                                                    | 0               | 0               | 0             | 0              | 0.00%        |
| 21 INSTRUCTIONAL LEADERSHIP                                                                   | 0               | 0               | 0             | 0              | 0.00%        |
| 23 SCHOOL ADMINISTRATION                                                                      | 0               | 0               | 0             | 0              | 0.00%        |
| 31 GUIDANCE & COUNSELING                                                                      | 0               | 0               | 0             | 0              | 0.00%        |
| 32 ATTENDANCE & SOC. WORK                                                                     | 0               | 0               | 0             | 0              | 0.00%        |
| 33 HEALTH SERVICES                                                                            | 0               | 0               | 0             | 0              | 0.00%        |
| 34 PUPIL TRANSPORTATION                                                                       | 0               | 0               | 0             | 0              | 0.00%        |
| 35 FOOD SERVICES                                                                              | 0               | 0               | 0             | 0              | 0.00%        |
| 36 CO-CURRICULAR ACTIVITIES                                                                   | 0               | 0               | 0             | 0              | 0.00%        |
| 41 GENERAL ADMINISTRATION                                                                     | 0               | 0               | 0             | 0              | 0.00%        |
| 51 PLANT MAINT. & ACQUISITION                                                                 | 0               | 0               | 0             | 0              | 0.00%        |
| 52 SECURITY AND MONITORING                                                                    | 54,196          | 103,035         | 105           | 102,930        | 0.10%        |
| 53 DATA PROCESSING SERVICES                                                                   | 0               | 0               | 0             | 0              | 0.00%        |
| 61 COMMUNITY SERVICES                                                                         | 0               | 0               | 0             | 0              | 0.00%        |
| 71 DEBT SERVICES                                                                              | 0               | 0               | 0             | 0              | 0.00%        |
| 81 FACILITIES ACQU. & CONST.                                                                  | 0               | 0               | 0             | 0              | 0.00%        |
| 93 PYMTS TO OTHER DISTRICTS                                                                   | 0               | 0               | 0             | 0              | 0.00%        |
| 99 OTHER INTERGOV'T CHARGES                                                                   | 0               | 0               | 0             | 0              | 0.00%        |
| <b>TOTAL EXPENDITURES*</b>                                                                    | <b>54,196</b>   | <b>103,035</b>  | <b>105</b>    | <b>102,930</b> | <b>0.10%</b> |
| <b>OTHER RESOURCES &amp; USES:</b>                                                            |                 |                 |               |                |              |
| 7900 OTHER RESOURCES (+)                                                                      | 0               | 82,035 **       | 0             | 82,035         | 0.00%        |
| 8900 OTHER USES (-)                                                                           | 0               | 0               | 0             | 0              | 0.00%        |
| <b>EXCESS (DEFICIENCY) OF REVENUES &amp; OTHER RESOURCES OVER EXPENDITURES AND OTHER USES</b> | <b>15,262</b>   | <b>(21,000)</b> |               |                |              |
| BEGINNING FUND BALANCE                                                                        | 168,546         | 183,808         |               |                |              |
| <b>ENDING FUND BALANCE</b>                                                                    | <b>183,808</b>  | <b>162,808</b>  |               |                |              |

\* INCLUDES ENCUMBRANCES AND EXPENDITURES.

\*\* GENERAL OPERATING TRANSFER IN FROM MAINTENANCE AND OPERATIONS FUND BUDGET.

**EAGLE PASS INDEPENDENT SCHOOL DISTRICT  
COMBINED STATEMENT OF REVENUES, EXPENDITURES, AND  
CHANGES IN FUND BALANCE - BUDGET AND ACTUAL**

As of June 30, 2021

| <b>176-SCHOOL SAFETY FUND</b>                                                                 |                        |                       |                   |                    |                   |
|-----------------------------------------------------------------------------------------------|------------------------|-----------------------|-------------------|--------------------|-------------------|
|                                                                                               | <b>2019-20 AUDITED</b> | <b>2020-21 BUDGET</b> | <b>YTD ACTUAL</b> | <b>BUDGET BAL.</b> | <b>%RECORDED*</b> |
| <b>REVENUES:</b>                                                                              |                        |                       |                   |                    |                   |
| LOCAL                                                                                         | 0                      | 0                     | 0                 | 0                  | 0.00%             |
| STATE                                                                                         | 122,334                | 126,973               | 109,462           | 17,511             | 86.21%            |
| FEDERAL                                                                                       | 0                      | 0                     | 0                 | 0                  | 0.00%             |
| <b>TOTAL REVENUES</b>                                                                         | <b>122,334</b>         | <b>126,973</b>        | <b>109,462</b>    | <b>17,511</b>      | <b>86.21%</b>     |
| <b>EXPENDITURES:</b>                                                                          |                        |                       |                   |                    |                   |
| 11 INSTRUCTION                                                                                | 0                      | 0                     | 0                 | 0                  | 0.00%             |
| 12 INSTRUCTION RES. & MEDIA                                                                   | 0                      | 0                     | 0                 | 0                  | 0.00%             |
| 13 CURRICULUM & PER. DVLP.                                                                    | 0                      | 0                     | 0                 | 0                  | 0.00%             |
| 21 INSTRUCTIONAL LEADERSHIP                                                                   | 0                      | 0                     | 0                 | 0                  | 0.00%             |
| 23 SCHOOL ADMINISTRATION                                                                      | 0                      | 0                     | 0                 | 0                  | 0.00%             |
| 31 GUIDANCE & COUNSELING                                                                      | 0                      | 0                     | 0                 | 0                  | 0.00%             |
| 32 ATTENDANCE & SOC. WORK                                                                     | 0                      | 0                     | 0                 | 0                  | 0.00%             |
| 33 HEALTH SERVICES                                                                            | 0                      | 0                     | 0                 | 0                  | 0.00%             |
| 34 PUPIL TRANSPORTATION                                                                       | 0                      | 0                     | 0                 | 0                  | 0.00%             |
| 35 FOOD SERVICES                                                                              | 0                      | 0                     | 0                 | 0                  | 0.00%             |
| 36 CO-CURRICULAR ACTIVITIES                                                                   | 0                      | 0                     | 0                 | 0                  | 0.00%             |
| 41 GENERAL ADMINISTRATION                                                                     | 0                      | 0                     | 0                 | 0                  | 0.00%             |
| 51 PLANT MAINT. & ACQUISITION                                                                 | 0                      | 0                     | 0                 | 0                  | 0.00%             |
| 52 SECURITY AND MONITORING                                                                    | 222,957                | 233,360               | 164,472           | 68,888             | 70.48%            |
| 53 DATA PROCESSING SERVICES                                                                   | 0                      | 0                     | 0                 | 0                  | 0.00%             |
| 61 COMMUNITY SERVICES                                                                         | 0                      | 0                     | 0                 | 0                  | 0.00%             |
| 71 DEBT SERVICES                                                                              | 0                      | 0                     | 0                 | 0                  | 0.00%             |
| 81 FACILITIES ACQU. & CONST.                                                                  | 0                      | 0                     | 0                 | 0                  | 0.00%             |
| 93 PYMTS TO OTHER DISTRICTS                                                                   | 0                      | 0                     | 0                 | 0                  | 0.00%             |
| 99 OTHER INTERGOV'T CHARGES                                                                   | 0                      | 0                     | 0                 | 0                  | 0.00%             |
| <b>TOTAL EXPENDITURES*</b>                                                                    | <b>222,957</b>         | <b>233,360</b>        | <b>164,472</b>    | <b>68,888</b>      | <b>70.48%</b>     |
| <b>OTHER RESOURCES &amp; USES:</b>                                                            |                        |                       |                   |                    |                   |
| 7900 OTHER RESOURCES (+)                                                                      | 100,623                | 106,387 **            | 0                 | 106,387            | 0.00%             |
| 8900 OTHER USES (-)                                                                           | 0                      | 0                     | 0                 | 0                  | 0.00%             |
| <b>EXCESS (DEFICIENCY) OF REVENUES &amp; OTHER RESOURCES OVER EXPENDITURES AND OTHER USES</b> |                        |                       |                   |                    |                   |
|                                                                                               | <b>0</b>               | <b>0</b>              |                   |                    |                   |
| BEGINNING FUND BALANCE                                                                        | 0                      | 0                     |                   |                    |                   |
| <b>ENDING FUND BALANCE</b>                                                                    | <b>0</b>               | <b>0</b>              |                   |                    |                   |

\* INCLUDES ENCUMBRANCES AND EXPENDITURES.

\*\* GENERAL OPERATING TRANSFER IN FROM MAINTENANCE AND OPERATIONS FUND BUDGET.

\*\*\* 100% SPECIAL ALLOTMENT SPENDING REQUIREMENTS.

**EAGLE PASS INDEPENDENT SCHOOL DISTRICT  
COMBINED STATEMENT OF REVENUES, EXPENDITURES, AND  
CHANGES IN FUND BALANCE - BUDGET AND ACTUAL**

As of June 30, 2021

| <b>177-MAINT. TAX NOTES SERIES 2019 FUND</b>                                                  |                        |                       |                   |                    |                   |
|-----------------------------------------------------------------------------------------------|------------------------|-----------------------|-------------------|--------------------|-------------------|
|                                                                                               | <b>2019-20 AUDITED</b> | <b>2020-21 BUDGET</b> | <b>YTD ACTUAL</b> | <b>BUDGET BAL.</b> | <b>%RECORDED*</b> |
| <b>REVENUES:</b>                                                                              |                        |                       |                   |                    |                   |
| LOCAL                                                                                         | 48,567                 | 0                     | 586               | -586               | 0.00%             |
| STATE                                                                                         | 0                      | 0                     | 0                 | 0                  | 0.00%             |
| FEDERAL                                                                                       | 0                      | 0                     | 0                 | 0                  | 0.00%             |
| <b>TOTAL REVENUES</b>                                                                         | <b>48,567</b>          | <b>0</b>              | <b>586</b>        | <b>-586</b>        | <b>0.00%</b>      |
| <b>EXPENDITURES:</b>                                                                          |                        |                       |                   |                    |                   |
| 11 INSTRUCTION                                                                                | 0                      | 0                     | 0                 | 0                  | 0.00%             |
| 12 INSTRUCTION RES. & MEDIA                                                                   | 0                      | 0                     | 0                 | 0                  | 0.00%             |
| 13 CURRICULUM & PER. DVLP.                                                                    | 0                      | 0                     | 0                 | 0                  | 0.00%             |
| 21 INSTRUCTIONAL LEADERSHIP                                                                   | 0                      | 0                     | 0                 | 0                  | 0.00%             |
| 23 SCHOOL ADMINISTRATION                                                                      | 0                      | 0                     | 0                 | 0                  | 0.00%             |
| 31 GUIDANCE & COUNSELING                                                                      | 0                      | 0                     | 0                 | 0                  | 0.00%             |
| 32 ATTENDANCE & SOC. WORK                                                                     | 0                      | 0                     | 0                 | 0                  | 0.00%             |
| 33 HEALTH SERVICES                                                                            | 0                      | 0                     | 0                 | 0                  | 0.00%             |
| 34 PUPIL TRANSPORTATION                                                                       | 0                      | 0                     | 0                 | 0                  | 0.00%             |
| 35 FOOD SERVICES                                                                              | 0                      | 0                     | 0                 | 0                  | 0.00%             |
| 36 CO-CURRICULAR ACTIVITIES                                                                   | 0                      | 0                     | 0                 | 0                  | 0.00%             |
| 41 GENERAL ADMINISTRATION                                                                     | 0                      | 0                     | 0                 | 0                  | 0.00%             |
| 51 PLANT MAINT. & ACQUISITION                                                                 | 0                      | 0                     | 0                 | 0                  | 0.00%             |
| 52 SECURITY AND MONITORING                                                                    | 0                      | 0                     | 0                 | 0                  | 0.00%             |
| 53 DATA PROCESSING SERVICES                                                                   | 0                      | 0                     | 0                 | 0                  | 0.00%             |
| 61 COMMUNITY SERVICES                                                                         | 0                      | 0                     | 0                 | 0                  | 0.00%             |
| 71 DEBT SERVICES                                                                              | 220,800                | 582,779               | 80,289            | 502,490            | 13.78%            |
| 81 FACILITIES ACQU. & CONST.                                                                  | 0                      | 0                     | 0                 | 0                  | 0.00%             |
| 93 PYMTS TO OTHER DISTRICTS                                                                   | 0                      | 0                     | 0                 | 0                  | 0.00%             |
| 99 OTHER INTERGOV'T CHARGES                                                                   | 0                      | 0                     | 0                 | 0                  | 0.00%             |
| <b>TOTAL EXPENDITURES*</b>                                                                    | <b>220,800</b>         | <b>582,779</b>        | <b>80,289</b>     | <b>502,490</b>     | <b>13.78%</b>     |
| <b>OTHER RESOURCES &amp; USES:</b>                                                            |                        |                       |                   |                    |                   |
| 7900 OTHER RESOURCES (+)                                                                      | 6,961,817              | 582,779 **            | 0                 | 582,779            | 0.00%             |
| 8900 OTHER USES (-)                                                                           | 6,789,584              | 0                     | 0                 | 0                  | 0.00%             |
| <b>EXCESS (DEFICIENCY) OF REVENUES &amp; OTHER RESOURCES OVER EXPENDITURES AND OTHER USES</b> |                        |                       |                   |                    |                   |
|                                                                                               | <b>0</b>               | <b>0</b>              |                   |                    |                   |
| BEGINNING FUND BALANCE                                                                        | 0                      | 0                     |                   |                    |                   |
| <b>ENDING FUND BALANCE</b>                                                                    | <b>0</b>               | <b>0</b>              |                   |                    |                   |

\* INCLUDES ENCUMBRANCES AND EXPENDITURES.  
NOTE: ENERGY EFFICIENCY AUDIT

**EAGLE PASS INDEPENDENT SCHOOL DISTRICT  
COMBINED STATEMENT OF REVENUES, EXPENDITURES, AND  
CHANGES IN FUND BALANCE - BUDGET AND ACTUAL**

As of June 30, 2021

| <b>178-STATE TEST REIMBURSEMENT FUND</b>                                                      |                        |                       |                   |                    |                   |
|-----------------------------------------------------------------------------------------------|------------------------|-----------------------|-------------------|--------------------|-------------------|
|                                                                                               | <b>2019-20 AUDITED</b> | <b>2020-21 BUDGET</b> | <b>YTD ACTUAL</b> | <b>BUDGET BAL.</b> | <b>%RECORDED*</b> |
| <b>REVENUES:</b>                                                                              |                        |                       |                   |                    |                   |
| LOCAL                                                                                         | 0                      | 0                     | 0                 | 0                  | 0.00%             |
| STATE                                                                                         | 18,271                 | 89,669                | 0                 | 89,669             | 0.00%             |
| FEDERAL                                                                                       | 0                      | 0                     | 0                 | 0                  | 0.00%             |
| <b>TOTAL REVENUES</b>                                                                         | <b>18,271</b>          | <b>89,669</b>         | <b>0</b>          | <b>89,669</b>      | <b>0.00%</b>      |
| <b>EXPENDITURES:</b>                                                                          |                        |                       |                   |                    |                   |
| 11 INSTRUCTION                                                                                | 18,271                 | 89,669                | 0                 | 89,669             | 0.00%             |
| 12 INSTRUCTION RES. & MEDIA                                                                   | 0                      | 0                     | 0                 | 0                  | 0.00%             |
| 13 CURRICULUM & PER. DVLP.                                                                    | 0                      | 0                     | 0                 | 0                  | 0.00%             |
| 21 INSTRUCTIONAL LEADERSHIP                                                                   | 0                      | 0                     | 0                 | 0                  | 0.00%             |
| 23 SCHOOL ADMINISTRATION                                                                      | 0                      | 0                     | 0                 | 0                  | 0.00%             |
| 31 GUIDANCE & COUNSELING                                                                      | 0                      | 0                     | 0                 | 0                  | 0.00%             |
| 32 ATTENDANCE & SOC. WORK                                                                     | 0                      | 0                     | 0                 | 0                  | 0.00%             |
| 33 HEALTH SERVICES                                                                            | 0                      | 0                     | 0                 | 0                  | 0.00%             |
| 34 PUPIL TRANSPORTATION                                                                       | 0                      | 0                     | 0                 | 0                  | 0.00%             |
| 35 FOOD SERVICES                                                                              | 0                      | 0                     | 0                 | 0                  | 0.00%             |
| 36 CO-CURRICULAR ACTIVITIES                                                                   | 0                      | 0                     | 0                 | 0                  | 0.00%             |
| 41 GENERAL ADMINISTRATION                                                                     | 0                      | 0                     | 0                 | 0                  | 0.00%             |
| 51 PLANT MAINT. & ACQUISITION                                                                 | 0                      | 0                     | 0                 | 0                  | 0.00%             |
| 52 SECURITY AND MONITORING                                                                    | 0                      | 0                     | 0                 | 0                  | 0.00%             |
| 53 DATA PROCESSING SERVICES                                                                   | 0                      | 0                     | 0                 | 0                  | 0.00%             |
| 61 COMMUNITY SERVICES                                                                         | 0                      | 0                     | 0                 | 0                  | 0.00%             |
| 71 DEBT SERVICES                                                                              | 0                      | 0                     | 0                 | 0                  | 0.00%             |
| 81 FACILITIES ACQU. & CONST.                                                                  | 0                      | 0                     | 0                 | 0                  | 0.00%             |
| 93 PYMTS TO OTHER DISTRICTS                                                                   | 0                      | 0                     | 0                 | 0                  | 0.00%             |
| 99 OTHER INTERGOV'T CHARGES                                                                   | 0                      | 0                     | 0                 | 0                  | 0.00%             |
| <b>TOTAL EXPENDITURES*</b>                                                                    | <b>18,271</b>          | <b>89,669</b>         | <b>0</b>          | <b>89,669</b>      | <b>0.00%</b>      |
| <b>OTHER RESOURCES &amp; USES:</b>                                                            |                        |                       |                   |                    |                   |
| 7900 OTHER RESOURCES (+)                                                                      | 0                      | 0                     | 0                 | 0                  | 0.00%             |
| 8900 OTHER USES (-)                                                                           | 0                      | 0                     | 0                 | 0                  | 0.00%             |
| <b>EXCESS (DEFICIENCY) OF REVENUES &amp; OTHER RESOURCES OVER EXPENDITURES AND OTHER USES</b> |                        |                       |                   |                    |                   |
|                                                                                               | <b>0</b>               | <b>0</b>              |                   |                    |                   |
| BEGINNING FUND BALANCE                                                                        | 0                      | 0                     |                   |                    |                   |
| <b>ENDING FUND BALANCE</b>                                                                    | <b>0</b>               | <b>0</b>              |                   |                    |                   |

\* INCLUDES ENCUMBRANCES AND EXPENDITURES.

\*\* REIMBURSEMENT FOR COLLEGE PREP ASSESSMENT AND CERTIFICATION EXAMS

\*\*\* 100% SPECIAL ALLOTMENT SPENDING REQUIREMENTS.

**EAGLE PASS INDEPENDENT SCHOOL DISTRICT  
COMBINED STATEMENT OF REVENUES, EXPENDITURES, AND  
CHANGES IN FUND BALANCE - BUDGET AND ACTUAL**

As of June 30, 2021

| <b>181-ATHLETICS FUND</b>                                                                     |                        |                       |                   |                    |                   |
|-----------------------------------------------------------------------------------------------|------------------------|-----------------------|-------------------|--------------------|-------------------|
|                                                                                               | <b>2019-20 AUDITED</b> | <b>2020-21 BUDGET</b> | <b>YTD ACTUAL</b> | <b>BUDGET BAL.</b> | <b>%RECORDED*</b> |
| <b>REVENUES:</b>                                                                              |                        |                       |                   |                    |                   |
| LOCAL                                                                                         | 157,927                | 165,000               | 56,859            | 108,141            | 34.46%            |
| STATE                                                                                         | 0                      | 0                     | 0                 | 0                  | 0.00%             |
| FEDERAL                                                                                       | 0                      | 0                     | 0                 | 0                  | 0.00%             |
| <b>TOTAL REVENUES</b>                                                                         | <b>157,927</b>         | <b>165,000</b>        | <b>56,859</b>     | <b>108,141</b>     | <b>34.46%</b>     |
| <b>EXPENDITURES:</b>                                                                          |                        |                       |                   |                    |                   |
| 11 INSTRUCTION                                                                                | 0                      | 0                     | 0                 | 0                  | 0.00%             |
| 12 INSTRUCTION RES. & MEDIA                                                                   | 0                      | 0                     | 0                 | 0                  | 0.00%             |
| 13 CURRICULUM & PER. DVLP.                                                                    | 0                      | 0                     | 0                 | 0                  | 0.00%             |
| 21 INSTRUCTIONAL LEADERSHIP                                                                   | 0                      | 0                     | 0                 | 0                  | 0.00%             |
| 23 SCHOOL ADMINISTRATION                                                                      | 0                      | 0                     | 0                 | 0                  | 0.00%             |
| 31 GUIDANCE & COUNSELING                                                                      | 0                      | 0                     | 0                 | 0                  | 0.00%             |
| 32 ATTENDANCE & SOC. WORK                                                                     | 0                      | 0                     | 0                 | 0                  | 0.00%             |
| 33 HEALTH SERVICES                                                                            | 0                      | 0                     | 0                 | 0                  | 0.00%             |
| 34 PUPIL TRANSPORTATION                                                                       | 0                      | 0                     | 0                 | 0                  | 0.00%             |
| 35 FOOD SERVICES                                                                              | 0                      | 0                     | 0                 | 0                  | 0.00%             |
| 36 CO-CURRICULAR ACTIVITIES                                                                   | 3,877,847              | 4,716,563             | 2,650,162         | 2,066,401          | 56.19%            |
| 41 GENERAL ADMINISTRATION                                                                     | 0                      | 0                     | 0                 | 0                  | 0.00%             |
| 51 PLANT MAINT. & ACQUISITION                                                                 | 411,313                | 778,042               | 248,015           | 530,027            | 31.88%            |
| 52 SECURITY AND MONITORING                                                                    | 141,849                | 176,159               | 75,445            | 100,714            | 42.83%            |
| 53 DATA PROCESSING SERVICES                                                                   | 0                      | 0                     | 0                 | 0                  | 0.00%             |
| 61 COMMUNITY SERVICES                                                                         | 0                      | 0                     | 0                 | 0                  | 0.00%             |
| 71 DEBT SERVICES                                                                              | 0                      | 0                     | 0                 | 0                  | 0.00%             |
| 81 FACILITIES ACQU. & CONST.                                                                  | 0                      | 0                     | 0                 | 0                  | 0.00%             |
| 93 PYMTS TO OTHER DISTRICTS                                                                   | 0                      | 0                     | 0                 | 0                  | 0.00%             |
| 99 OTHER INTERGOV'T CHARGES                                                                   | 0                      | 0                     | 0                 | 0                  | 0.00%             |
| <b>TOTAL EXPENDITURES*</b>                                                                    | <b>4,431,009</b>       | <b>5,670,764</b>      | <b>2,973,622</b>  | <b>2,697,142</b>   | <b>52.44%</b>     |
| <b>OTHER RESOURCES &amp; USES:</b>                                                            |                        |                       |                   |                    |                   |
| 7900 OTHER RESOURCES (+)                                                                      | 4,273,082              | 5,505,764 **          | 0                 | 5,505,764          | 0.00%             |
| 8900 OTHER USES (-)                                                                           | 0                      | 0                     | 0                 | 0                  | 0.00%             |
| <b>EXCESS (DEFICIENCY) OF REVENUES &amp; OTHER RESOURCES OVER EXPENDITURES AND OTHER USES</b> |                        |                       |                   |                    |                   |
|                                                                                               | <b>0</b>               | <b>0</b>              |                   |                    |                   |
| BEGINNING FUND BALANCE                                                                        | 0                      | 0                     |                   |                    |                   |
| <b>ENDING FUND BALANCE</b>                                                                    | <b>0</b>               | <b>0</b>              |                   |                    |                   |

\* INCLUDES ENCUMBRANCES AND EXPENDITURES.

\*\* GENERAL OPERATING TRANSFER IN FROM MAINTENANCE AND OPERATIONS FUND BUDGET.

**EAGLE PASS INDEPENDENT SCHOOL DISTRICT  
COMBINED STATEMENT OF REVENUES, EXPENDITURES, AND  
CHANGES IN FUND BALANCE - BUDGET AND ACTUAL**

As of June 30, 2021

| <b>199-MAINTENANCE &amp; OPERATIONS FUND</b>                                                  |                    |                    |                    |                   |               |
|-----------------------------------------------------------------------------------------------|--------------------|--------------------|--------------------|-------------------|---------------|
|                                                                                               | 2019-20 AUDITED    | 2020-21 BUDGET     | YTD ACTUAL         | BUDGET BAL.       | %RECORDED*    |
| <b>REVENUES:</b>                                                                              |                    |                    |                    |                   |               |
| LOCAL                                                                                         | 28,418,661         | 28,451,548         | 28,446,466         | 5,082             | 99.98%        |
| STATE                                                                                         | 77,367,248         | 81,041,660         | 71,150,548         | 9,891,112         | 87.80%        |
| FEDERAL                                                                                       | 1,370,764          | 1,159,661          | 1,164,120          | -4,459            | 100.38%       |
| <b>TOTAL REVENUES</b>                                                                         | <b>107,156,673</b> | <b>110,652,869</b> | <b>100,761,134</b> | <b>9,891,735</b>  | <b>91.06%</b> |
| <b>EXPENDITURES:</b>                                                                          |                    |                    |                    |                   |               |
| 11 INSTRUCTION                                                                                | 45,823,526         | 48,930,761         | 37,142,463         | 11,788,298        | 75.91%        |
| 12 INSTRUCTION RES. & MEDIA                                                                   | 1,255,163          | 1,394,137          | 1,063,630          | 330,507           | 76.29%        |
| 13 CURRICULUM & PER. DVL.P.                                                                   | 1,612,604          | 1,737,097          | 1,314,826          | 422,271           | 75.69%        |
| 21 INSTRUCTIONAL LEADERSHIP                                                                   | 1,298,025          | 1,524,633          | 1,064,140          | 460,493           | 69.80%        |
| 23 SCHOOL ADMINISTRATION                                                                      | 5,606,232          | 5,929,531          | 4,718,115          | 1,211,416         | 79.57%        |
| 31 GUIDANCE & COUNSELING                                                                      | 709,995            | 804,952            | 515,215            | 289,737           | 64.01%        |
| 32 ATTENDANCE & SOC. WORK                                                                     | 303,557            | 345,614            | 235,411            | 110,203           | 68.11%        |
| 33 HEALTH SERVICES                                                                            | 1,875,759          | 2,025,497          | 1,615,123          | 410,374           | 79.74%        |
| 34 PUPIL TRANSPORTATION                                                                       | 0                  | 0                  | 0                  | 0                 | 0.00%         |
| 35 FOOD SERVICES                                                                              | 0                  | 0                  | 1,453              | -1,453            | 0.00%         |
| 36 CO-CURRICULAR ACTIVITIES                                                                   | 1,833,062          | 1,617,798          | 818,115            | 799,683           | 50.57%        |
| 41 GENERAL ADMINISTRATION                                                                     | 4,862,846          | 5,655,445          | 4,139,384          | 1,516,061         | 73.19%        |
| 51 PLANT MAINT. & ACQUISITION                                                                 | 13,729,614         | 12,889,164         | 8,192,450          | 4,696,714         | 63.56%        |
| 52 SECURITY AND MONITORING                                                                    | 1,793,471          | 1,743,952          | 1,519,278          | 224,674           | 87.12%        |
| 53 DATA PROCESSING SERVICES                                                                   | 679,397            | 785,213            | 742,973            | 42,240            | 94.62%        |
| 61 COMMUNITY SERVICES                                                                         | 351,284            | 432,764            | 306,516            | 126,248           | 70.83%        |
| 71 DEBT SERVICES                                                                              | 0                  | 0                  | 0                  | 0                 | 0.00%         |
| 81 FACILITIES ACQU. & CONST.                                                                  | 0                  | 9,945              | 0                  | 9,945             | 0.00%         |
| 93 PYMTS TO OTHER DISTRICTS                                                                   | 0                  | 0                  | 0                  | 0                 | 0.00%         |
| 99 OTHER INTERGOVT CHARGES                                                                    | 634,023            | 750,000            | 679,609            | 70,391            | 90.61%        |
| <b>TOTAL EXPENDITURES*</b>                                                                    | <b>82,368,558</b>  | <b>86,576,503</b>  | <b>64,068,700</b>  | <b>22,507,803</b> | <b>74.00%</b> |
| <b>OTHER RESOURCES &amp; USES:</b>                                                            |                    |                    |                    |                   |               |
| 7900 OTHER RESOURCES (+)                                                                      | 62,626             | 20,000             | 3,198              | 16,802            | 15.99%        |
| 8900 OTHER USES (-)                                                                           | (26,814,817)       | (24,096,366) **    | (249,369)          | (23,846,997)      | 1.03%         |
| <b>EXCESS (DEFICIENCY) OF REVENUES &amp; OTHER RESOURCES OVER EXPENDITURES AND OTHER USES</b> |                    |                    |                    |                   |               |
|                                                                                               | <b>(1,964,076)</b> | <b>0</b>           |                    |                   |               |
| BEGINNING FUND BALANCE                                                                        | 19,379,065         | 17,414,989         |                    |                   |               |
| <b>ENDING FUND BALANCE</b>                                                                    | <b>17,414,989</b>  | <b>17,414,989</b>  |                    |                   |               |

\* INCLUDES ENCUMBRANCES AND EXPENDITURES.

\*\* TRANSFER OUT: 101-FOOD SVC. \$1,694,055; 162-TRANSP. \$4,928,618; 163-DYSLEXIA \$474,630; 164-STATE COMP. \$214,126; 165-G&T \$361,143; 166-BILING. \$163,029; 167-CATE \$200,000; 168-SP.ED. \$3,559,943; 169-CCMR \$1,006,750; 173-EARLY ED. \$5,217,107; 175-MAMA PATROL \$82,035; 176-SCH. SAFETY \$106,387; 177-MAINT. NOTES \$582,779; & 181-ATHLETICS \$5,505,764 GRAND TOTAL \$24,096,366 SEE RESPECTIVE FUNDS

**EAGLE PASS INDEPENDENT SCHOOL DISTRICT  
COMBINED STATEMENT OF REVENUES, EXPENDITURES, AND  
CHANGES IN FUND BALANCE - BUDGET AND ACTUAL**

As of June 30, 2021

| <b>GENERAL FUND</b>                                                                           |                        |                       |                    |                    |                   |
|-----------------------------------------------------------------------------------------------|------------------------|-----------------------|--------------------|--------------------|-------------------|
|                                                                                               | <b>2019-20 AUDITED</b> | <b>2020-21 BUDGET</b> | <b>YTD ACTUAL</b>  | <b>BUDGET BAL.</b> | <b>%RECORDED*</b> |
| <b>REVENUES:</b>                                                                              |                        |                       |                    |                    |                   |
| LOCAL                                                                                         | 28,955,377             | 28,996,094            | 28,606,865         | 389,229            | 98.66%            |
| STATE                                                                                         | 109,973,858            | 118,092,608           | 93,729,823         | 24,362,785         | 79.37%            |
| FEDERAL                                                                                       | 9,234,796              | 12,098,097            | 1,580,130          | 10,517,967         | 13.06%            |
| <b>TOTAL REVENUES</b>                                                                         | <b>148,164,031</b>     | <b>159,186,799</b>    | <b>123,916,818</b> | <b>35,269,981</b>  | <b>77.84%</b>     |
| <b>EXPENDITURES:</b>                                                                          |                        |                       |                    |                    |                   |
| 11 INSTRUCTION                                                                                | 78,110,791             | 83,171,764            | 60,166,416         | 23,005,348         | 72.34%            |
| 12 INSTRUCTION RES. & MEDIA                                                                   | 1,495,012              | 1,673,684             | 1,149,249          | 524,435            | 68.67%            |
| 13 CURRICULUM & PER. DVLP.                                                                    | 3,367,391              | 3,648,793             | 2,517,656          | 1,131,137          | 69.00%            |
| 21 INSTRUCTIONAL LEADERSHIP                                                                   | 1,858,648              | 2,427,485             | 1,455,737          | 971,748            | 59.97%            |
| 23 SCHOOL ADMINISTRATION                                                                      | 7,213,683              | 7,611,584             | 5,660,194          | 1,951,390          | 74.36%            |
| 31 GUIDANCE & COUNSELING                                                                      | 3,046,160              | 3,549,408             | 2,444,094          | 1,105,314          | 68.86%            |
| 32 ATTENDANCE & SOC. WORK                                                                     | 322,406                | 497,585               | 235,411            | 262,174            | 47.31%            |
| 33 HEALTH SERVICES                                                                            | 2,031,799              | 2,279,901             | 1,644,689          | 635,212            | 72.14%            |
| 34 PUPIL TRANSPORTATION                                                                       | 4,300,411              | 5,722,570             | 3,307,548          | 2,415,022          | 57.80%            |
| 35 FOOD SERVICES                                                                              | 8,872,667              | 13,171,072            | 444,127            | 12,726,945         | 3.37%             |
| 36 CO-CURRICULAR ACTIVITIES                                                                   | 5,892,676              | 6,822,225             | 3,471,022          | 3,351,203          | 50.88%            |
| 41 GENERAL ADMINISTRATION                                                                     | 5,117,214              | 5,977,695             | 4,139,384          | 1,838,311          | 69.25%            |
| 51 PLANT MAINT. & ACQUISITION                                                                 | 15,583,535             | 15,736,409            | 9,022,940          | 6,713,469          | 57.34%            |
| 52 SECURITY AND MONITORING                                                                    | 3,241,578              | 3,672,865             | 2,372,128          | 1,300,737          | 64.59%            |
| 53 DATA PROCESSING SERVICES                                                                   | 679,397                | 785,213               | 742,973            | 42,240             | 94.62%            |
| 61 COMMUNITY SERVICES                                                                         | 627,914                | 951,977               | 493,059            | 458,918            | 51.79%            |
| 71 DEBT SERVICES                                                                              | 220,800                | 582,779               | 80,289             | 502,490            | 0.00%             |
| 81 FACILITIES ACQU. & CONST.                                                                  | 2,119                  | 156,786               | 0                  | 156,786            | 0.00%             |
| 93 PYMTS TO OTHER DISTRICTS                                                                   | 176,295                | 185,000               | 140,688            | 44,312             | 76.05%            |
| 99 OTHER INTERGOVT CHARGES                                                                    | 634,023                | 750,000               | 679,609            | 70,391             | 90.61%            |
| <b>TOTAL EXPENDITURES*</b>                                                                    | <b>142,794,519</b>     | <b>159,374,795</b>    | <b>100,167,213</b> | <b>59,207,582</b>  | <b>62.85%</b>     |
| <b>OTHER RESOURCES &amp; USES:</b>                                                            |                        |                       |                    |                    |                   |
| 7900 OTHER RESOURCES (+)                                                                      | 26,014,283             | 24,116,366            | 252,567            | 23,863,799         | 1.05%             |
| 8900 OTHER USES (-)                                                                           | (20,025,233)           | (24,096,366)          | (249,369)          | (23,846,997)       | -1.03%            |
| <b>EXCESS (DEFICIENCY) OF REVENUES &amp; OTHER RESOURCES OVER EXPENDITURES AND OTHER USES</b> |                        |                       |                    |                    |                   |
|                                                                                               | (2,220,606)            | (167,996)             |                    |                    |                   |
| BEGINNING FUND BALANCE                                                                        | 19,966,399             | 17,745,793            |                    |                    |                   |
| <b>ENDING FUND BALANCE</b>                                                                    | <b>17,745,793</b>      | <b>17,577,797</b>     |                    |                    |                   |

\* INCLUDES ENCUMBRANCES/EXPENDITURES. MARKET VALUES INVESTMENT & CASH BANK ACCOUNTS AS OF 08/31/20: \$46,309,612

\*\* TRANSFER OUT: 101-FOOD SVC. \$1,694,055; 162-TRANSP. \$4,928,618; 163-DYSLEXIA \$474,630; 164-STATE COMP. \$214,126; 165-G&T \$361,143; 166-BILING. \$163,029; 167-CATE \$200,000; 168-SP.ED. \$3,559,943; 169-CCMR \$1,006,750; 173-EARLY ED. \$5,217,107; 175-MAMA PATROL \$82,035; 176-SCH. SAFETY \$106,387; 177-MAINT. NOTES \$582,779; & 181-ATHLETICS \$5,505,764 GRAND TOTAL \$24,096,366 SEE RESPECTIVE FUNDS

**EAGLE PASS INDEPENDENT SCHOOL DISTRICT  
COMBINED STATEMENT OF REVENUES, EXPENDITURES, AND  
CHANGES IN FUND BALANCE - BUDGET AND ACTUAL**

As of June 30, 2021

| <b>-SPECIAL REVENUE FUNDS</b>                                                                 |                   |                   |                   |                   |               |
|-----------------------------------------------------------------------------------------------|-------------------|-------------------|-------------------|-------------------|---------------|
|                                                                                               | 2019-20 AUDITED   | 2020-21 BUDGET    | YTD ACTUAL        | BUDGET BAL.       | %RECORDED*    |
| <b>REVENUES:</b>                                                                              |                   |                   |                   |                   |               |
| LOCAL                                                                                         | 157,231           | 549,551           | 10,940            | 538,611           | 1.99%         |
| STATE                                                                                         | 2,944,910         | 57,349            | 6,680             | 50,669            | 11.65%        |
| FEDERAL                                                                                       | 17,718,826        | 22,952,304        | 14,676,593        | 8,275,711         | 63.94%        |
| <b>TOTAL REVENUES</b>                                                                         | <b>20,820,967</b> | <b>23,559,204</b> | <b>14,694,214</b> | <b>8,864,990</b>  | <b>62.37%</b> |
| <b>EXPENDITURES:</b>                                                                          |                   |                   |                   |                   |               |
| 11 INSTRUCTION                                                                                | 6,845,303         | 4,574,461         | 3,415,720         | 1,158,741         | 74.67%        |
| 12 INSTRUCTION RES. & MEDIA                                                                   | 49,495            | 49,249            | 41,381            | 7,868             | 84.02%        |
| 13 CURRICULUM & PER. DVLP.                                                                    | 1,598,608         | 1,892,684         | 1,336,985         | 555,699           | 70.64%        |
| 21 INSTRUCTIONAL LEADERSHIP                                                                   | 848,051           | 1,085,859         | 592,373           | 493,486           | 54.55%        |
| 23 SCHOOL ADMINISTRATION                                                                      | 23,369            | 18,453            | 7,567             | 10,886            | 41.00%        |
| 31 GUIDANCE & COUNSELING                                                                      | 2,892,209         | 2,712,431         | 1,819,877         | 892,554           | 67.09%        |
| 32 ATTENDANCE & SOC. WORK                                                                     | 237,425           | 104,583           | 48,961            | 55,622            | 46.82%        |
| 33 HEALTH SERVICES                                                                            | 0                 | 3,822             | 0                 | 3,822             | 0.00%         |
| 34 PUPIL TRANSPORTATION                                                                       | 0                 | 0                 | 0                 | 0                 | 0.00%         |
| 35 FOOD SERVICES                                                                              | 3,029,843         | 13,404,172        | 7,462,332         | 5,941,840         | 55.67%        |
| 36 CO-CURRICULAR ACTIVITIES                                                                   | 150,661           | 450,000           | 56,393            | 393,607           | 12.53%        |
| 41 GENERAL ADMINISTRATION                                                                     | 0                 | 0                 | 0                 | 0                 | 0.00%         |
| 51 PLANT MAINT. & ACQUISITION                                                                 | 1,759,648         | 178,757           | 23,231            | 155,527           | 13.00%        |
| 52 SECURITY AND MONITORING                                                                    | 28,028            | 29,796            | 3,221             | 26,575            | 10.81%        |
| 53 DATA PROCESSING SERVICES                                                                   | 0                 | 0                 | 0                 | 0                 | 0.00%         |
| 61 COMMUNITY SERVICES                                                                         | 1,085,567         | 953,503           | 629,355           | 324,148           | 66.00%        |
| 71 DEBT SERVICES                                                                              | 0                 | 0                 | 0                 | 0                 | 0.00%         |
| 81 FACILITIES ACQU. & CONST.                                                                  | 0                 | 0                 | 0                 | 0                 | 0.00%         |
| 93 PYMTS TO OTHER DISTRICTS                                                                   | 0                 | 0                 | 0                 | 0                 | 0.00%         |
| 99 OTHER INTERGOV'T CHARGES                                                                   | 0                 | 0                 | 0                 | 0                 | 0.00%         |
| <b>TOTAL EXPENDITURES*</b>                                                                    | <b>18,548,207</b> | <b>25,457,770</b> | <b>15,437,396</b> | <b>10,020,374</b> | <b>60.64%</b> |
| <b>OTHER RESOURCES &amp; USES:</b>                                                            |                   |                   |                   |                   |               |
| 7900 OTHER RESOURCES (+)                                                                      | 0                 | 1,894,055         | 0                 | 1,894,055         | 0.00%         |
| 8900 OTHER USES (-)                                                                           | 0                 | 0                 | 0                 | 0                 | 0.00%         |
| <b>EXCESS (DEFICIENCY) OF REVENUES &amp; OTHER RESOURCES OVER EXPENDITURES AND OTHER USES</b> | <b>2,272,760</b>  | <b>(4,511)</b>    |                   |                   |               |
| BEGINNING FUND BALANCE                                                                        | 78,818            | 2,351,578 **      |                   |                   |               |
| <b>ENDING FUND BALANCE**</b>                                                                  | <b>2,351,578</b>  | <b>2,347,067</b>  |                   |                   |               |

\* INCLUDES ENCUMBRANCES AND EXPENDITURES.

\*\* AUDITED FUND BALANCES AS OF 08/31/20: 242-0 SUMMER FOOD SVC \$8,937.32; 266-0 ESSER \$2,257,584.58;

397-0 ADVANCE PLACEMENT INCENTIVES \$4,511.01 AND 461-0 CAMPUS ACTIVITY \$80,544.99 FOR A GRAND TOTAL OF \$2,351,577.90

**EAGLE PASS INDEPENDENT SCHOOL DISTRICT  
COMBINED STATEMENT OF REVENUES, EXPENDITURES, AND  
CHANGES IN FUND BALANCE - BUDGET AND ACTUAL**

As of June 30, 2021

| <b>410-INSTRUCTIONAL MATERIALS ALLOTMENT FUND</b>                                             |                        |                       |                   |                    |                   |
|-----------------------------------------------------------------------------------------------|------------------------|-----------------------|-------------------|--------------------|-------------------|
|                                                                                               | <b>2019-20 AUDITED</b> | <b>2020-21 BUDGET</b> | <b>YTD ACTUAL</b> | <b>BUDGET BAL.</b> | <b>%RECORDED*</b> |
| <b>REVENUES:</b>                                                                              |                        |                       |                   |                    |                   |
| LOCAL                                                                                         | 0                      | 0                     | 0                 | 0                  | 0.00%             |
| STATE                                                                                         | 2,662,580              | 1,120,503             | 772,546           | 347,957            | 68.95%            |
| FEDERAL                                                                                       | 0                      | 0                     | 0                 | 0                  | 0.00%             |
| <b>TOTAL REVENUES</b>                                                                         | <b>2,662,580</b>       | <b>1,120,503</b>      | <b>772,546</b>    | <b>347,957</b>     | <b>68.95%</b>     |
| <b>EXPENDITURES:</b>                                                                          |                        |                       |                   |                    |                   |
| 11 INSTRUCTION                                                                                | 2,542,580              | 880,498               | 763,546           | 116,952            | 86.72%            |
| 12 INSTRUCTION RES. & MEDIA                                                                   | 0                      | 0                     | 0                 | 0                  | 0.00%             |
| 13 CURRICULUM & PER. DVLP.                                                                    | 20,000                 | 140,005               | 9,000             | 131,005            | 6.43%             |
| 21 INSTRUCTIONAL LEADERSHIP                                                                   | 0                      | 0                     | 0                 | 0                  | 0.00%             |
| 23 SCHOOL ADMINISTRATION                                                                      | 0                      | 0                     | 0                 | 0                  | 0.00%             |
| 31 GUIDANCE & COUNSELING                                                                      | 0                      | 0                     | 0                 | 0                  | 0.00%             |
| 32 ATTENDANCE & SOC. WORK                                                                     | 0                      | 0                     | 0                 | 0                  | 0.00%             |
| 33 HEALTH SERVICES                                                                            | 0                      | 0                     | 0                 | 0                  | 0.00%             |
| 34 PUPIL TRANSPORTATION                                                                       | 0                      | 0                     | 0                 | 0                  | 0.00%             |
| 35 FOOD SERVICES                                                                              | 0                      | 0                     | 0                 | 0                  | 0.00%             |
| 36 CO-CURRICULAR ACTIVITIES                                                                   | 0                      | 0                     | 0                 | 0                  | 0.00%             |
| 41 GENERAL ADMINISTRATION                                                                     | 0                      | 0                     | 0                 | 0                  | 0.00%             |
| 51 PLANT MAINT. & ACQUISITION                                                                 | 100,000                | 100,000               | 94,905            | 5,095              | 94.90%            |
| 52 SECURITY AND MONITORING                                                                    | 0                      | 0                     | 0                 | 0                  | 0.00%             |
| 53 DATA PROCESSING SERVICES                                                                   | 0                      | 0                     | 0                 | 0                  | 0.00%             |
| 61 COMMUNITY SERVICES                                                                         | 0                      | 0                     | 0                 | 0                  | 0.00%             |
| 71 DEBT SERVICES                                                                              | 0                      | 0                     | 0                 | 0                  | 0.00%             |
| 81 FACILITIES ACQU. & CONST.                                                                  | 0                      | 0                     | 0                 | 0                  | 0.00%             |
| 93 PYMTS TO OTHER DISTRICTS                                                                   | 0                      | 0                     | 0                 | 0                  | 0.00%             |
| 99 OTHER INTERGOV'T CHARGES                                                                   | 0                      | 0                     | 0                 | 0                  | 0.00%             |
| <b>TOTAL EXPENDITURES*</b>                                                                    | <b>2,662,580</b>       | <b>1,120,503</b>      | <b>867,451</b>    | <b>253,052</b>     | <b>77.42%</b>     |
| <b>OTHER RESOURCES &amp; USES:</b>                                                            |                        |                       |                   |                    |                   |
| 7900 OTHER RESOURCES (+)                                                                      | 0                      | 0                     | 0                 | 0                  | 0.00%             |
| 8900 OTHER USES (-)                                                                           | 0                      | 0                     | 0                 | 0                  | 0.00%             |
| <b>EXCESS (DEFICIENCY) OF REVENUES &amp; OTHER RESOURCES OVER EXPENDITURES AND OTHER USES</b> |                        |                       |                   |                    |                   |
|                                                                                               | <b>0</b>               | <b>0</b>              |                   |                    |                   |
| BEGINNING FUND BALANCE                                                                        | 0                      | 0                     |                   |                    |                   |
| <b>ENDING FUND BALANCE</b>                                                                    | <b>0</b>               | <b>0</b>              |                   |                    |                   |

\* INCLUDES ENCUMBRANCES AND EXPENDITURES.

**EAGLE PASS INDEPENDENT SCHOOL DISTRICT  
COMBINED STATEMENT OF REVENUES, EXPENDITURES, AND  
CHANGES IN FUND BALANCE - BUDGET AND ACTUAL**

As of June 30, 2021

| <b>518-DEBT SERVICE FUND</b>                                                                  |                        |                       |                   |                    |                   |
|-----------------------------------------------------------------------------------------------|------------------------|-----------------------|-------------------|--------------------|-------------------|
|                                                                                               | <b>2019-20 AUDITED</b> | <b>2020-21 BUDGET</b> | <b>YTD ACTUAL</b> | <b>BUDGET BAL.</b> | <b>%RECORDED*</b> |
| <b>REVENUES:</b>                                                                              |                        |                       |                   |                    |                   |
| LOCAL                                                                                         | 2,486,174              | 2,548,504             | 2,551,081         | -2,577             | 100.10%           |
| STATE                                                                                         | 1,977,241              | 1,812,123             | 1,901,210         | -89,087            | 104.92%           |
| FEDERAL                                                                                       | 0                      | 0                     | 0                 | 0                  | 0.00%             |
| <b>TOTAL REVENUES</b>                                                                         | <b>4,463,415</b>       | <b>4,360,627</b>      | <b>4,452,291</b>  | <b>-91,664</b>     | <b>102.10%</b>    |
| <b>EXPENDITURES:</b>                                                                          |                        |                       |                   |                    |                   |
| 11 INSTRUCTION                                                                                | 0                      | 0                     | 0                 | 0                  | 0.00%             |
| 12 INSTRUCTION RES. & MEDIA                                                                   | 0                      | 0                     | 0                 | 0                  | 0.00%             |
| 13 CURRICULUM & PER. DVLP.                                                                    | 0                      | 0                     | 0                 | 0                  | 0.00%             |
| 21 INSTRUCTIONAL LEADERSHIP                                                                   | 0                      | 0                     | 0                 | 0                  | 0.00%             |
| 23 SCHOOL ADMINISTRATION                                                                      | 0                      | 0                     | 0                 | 0                  | 0.00%             |
| 31 GUIDANCE & COUNSELING                                                                      | 0                      | 0                     | 0                 | 0                  | 0.00%             |
| 32 ATTENDANCE & SOC. WORK                                                                     | 0                      | 0                     | 0                 | 0                  | 0.00%             |
| 33 HEALTH SERVICES                                                                            | 0                      | 0                     | 0                 | 0                  | 0.00%             |
| 34 PUPIL TRANSPORTATION                                                                       | 0                      | 0                     | 0                 | 0                  | 0.00%             |
| 35 FOOD SERVICES                                                                              | 0                      | 0                     | 0                 | 0                  | 0.00%             |
| 36 CO-CURRICULAR ACTIVITIES                                                                   | 0                      | 0                     | 0                 | 0                  | 0.00%             |
| 41 GENERAL ADMINISTRATION                                                                     | 0                      | 0                     | 0                 | 0                  | 0.00%             |
| 51 PLANT MAINT. & ACQUISITION                                                                 | 0                      | 0                     | 0                 | 0                  | 0.00%             |
| 52 SECURITY AND MONITORING                                                                    | 0                      | 0                     | 0                 | 0                  | 0.00%             |
| 53 DATA PROCESSING SERVICES                                                                   | 0                      | 0                     | 0                 | 0                  | 0.00%             |
| 61 COMMUNITY SERVICES                                                                         | 0                      | 0                     | 0                 | 0                  | 0.00%             |
| 71 DEBT SERVICES                                                                              | 4,234,200              | 4,241,450             | 847,625           | 3,393,825          | 19.98%            |
| 81 FACILITIES ACQU. & CONST.                                                                  | 0                      | 0                     | 0                 | 0                  | 0.00%             |
| 93 PYMTS TO OTHER DISTRICTS                                                                   | 0                      | 0                     | 0                 | 0                  | 0.00%             |
| 99 OTHER INTERGOV'T CHARGES                                                                   | 0                      | 0                     | 0                 | 0                  | 0.00%             |
| <b>TOTAL EXPENDITURES*</b>                                                                    | <b>4,234,200</b>       | <b>4,241,450</b>      | <b>847,625</b>    | <b>3,393,825</b>   | <b>19.98%</b>     |
| <b>OTHER RESOURCES &amp; USES:</b>                                                            |                        |                       |                   |                    |                   |
| 7900 OTHER RESOURCES (+)                                                                      | 0                      | 0                     | 0                 | 0                  | 0.00%             |
| 8900 OTHER USES (-)                                                                           | 0                      | 0                     | 0                 | 0                  | 0.00%             |
| <b>EXCESS (DEFICIENCY) OF REVENUES &amp; OTHER RESOURCES OVER EXPENDITURES AND OTHER USES</b> |                        |                       |                   |                    |                   |
|                                                                                               | <b>229,215</b>         | <b>119,177</b>        |                   |                    |                   |
| BEGINNING FUND BALANCE                                                                        | 560,500                | 789,715               |                   |                    |                   |
| <b>ENDING FUND BALANCE</b>                                                                    | <b>789,715</b>         | <b>908,892</b>        |                   |                    |                   |

\* INCLUDES ENCUMBRANCES AND EXPENDITURES.

**Note:** MARKET VALUE INVESTMENT AND CASH IN BANK ACCOUNTS AS OF 08/31/19: \$793,761.

**EAGLE PASS INDEPENDENT SCHOOL DISTRICT  
COMBINED STATEMENT OF REVENUES, EXPENDITURES, AND  
CHANGES IN FUND BALANCE - BUDGET AND ACTUAL**

As of June 30, 2021

| <b>CAPITAL PROJECTS FUNDS</b>                                                                 |                        |                       |                   |                    |                   |
|-----------------------------------------------------------------------------------------------|------------------------|-----------------------|-------------------|--------------------|-------------------|
|                                                                                               | <b>2019-20 AUDITED</b> | <b>2020-21 BUDGET</b> | <b>YTD ACTUAL</b> | <b>BUDGET BAL.</b> | <b>%RECORDED*</b> |
| <b>REVENUES:</b>                                                                              |                        |                       |                   |                    |                   |
| LOCAL                                                                                         | 0                      | 0                     | 0                 | 0                  | 0.00%             |
| STATE                                                                                         | 0                      | 0                     | 0                 | 0                  | 0.00%             |
| FEDERAL                                                                                       | 0                      | 0                     | 0                 | 0                  | 0.00%             |
| <b>TOTAL REVENUES</b>                                                                         | <b>0</b>               | <b>0</b>              | <b>0</b>          | <b>0</b>           | <b>0.00%</b>      |
| <b>EXPENDITURES:</b>                                                                          |                        |                       |                   |                    |                   |
| 11 INSTRUCTION                                                                                | 0                      | 0                     | 0                 | 0                  | 0.00%             |
| 12 INSTRUCTION RES. & MEDIA                                                                   | 0                      | 0                     | 0                 | 0                  | 0.00%             |
| 13 CURRICULUM & PER. DVLP.                                                                    | 0                      | 0                     | 0                 | 0                  | 0.00%             |
| 21 INSTRUCTIONAL LEADERSHIP                                                                   | 0                      | 0                     | 0                 | 0                  | 0.00%             |
| 23 SCHOOL ADMINISTRATION                                                                      | 0                      | 0                     | 0                 | 0                  | 0.00%             |
| 31 GUIDANCE & COUNSELING                                                                      | 0                      | 0                     | 0                 | 0                  | 0.00%             |
| 32 ATTENDANCE & SOC. WORK                                                                     | 0                      | 0                     | 0                 | 0                  | 0.00%             |
| 33 HEALTH SERVICES                                                                            | 0                      | 0                     | 0                 | 0                  | 0.00%             |
| 34 PUPIL TRANSPORTATION                                                                       | 0                      | 0                     | 0                 | 0                  | 0.00%             |
| 35 FOOD SERVICES                                                                              | 0                      | 0                     | 0                 | 0                  | 0.00%             |
| 36 CO-CURRICULAR ACTIVITIES                                                                   | 0                      | 0                     | 0                 | 0                  | 0.00%             |
| 41 GENERAL ADMINISTRATION                                                                     | 0                      | 0                     | 0                 | 0                  | 0.00%             |
| 51 PLANT MAINT. & ACQUISITION                                                                 | 0                      | 0                     | 0                 | 0                  | 0.00%             |
| 52 SECURITY AND MONITORING                                                                    | 0                      | 0                     | 0                 | 0                  | 0.00%             |
| 53 DATA PROCESSING SERVICES                                                                   | 0                      | 0                     | 0                 | 0                  | 0.00%             |
| 61 COMMUNITY SERVICES                                                                         | 0                      | 0                     | 0                 | 0                  | 0.00%             |
| 71 DEBT SERVICES                                                                              | 0                      | 0                     | 0                 | 0                  | 0.00%             |
| 81 FACILITIES ACQU. & CONST.                                                                  | 12,016,919             | 10,433,963            | 5,492,836         | 4,941,127          | 52.64%            |
| 93 PYMTS TO OTHER DISTRICTS                                                                   | 0                      | 0                     | 0                 | 0                  | 0.00%             |
| 99 OTHER INTERGOV'T CHARGES                                                                   | 0                      | 0                     | 0                 | 0                  | 0.00%             |
| <b>TOTAL EXPENDITURES*</b>                                                                    | <b>12,016,919</b>      | <b>10,433,963</b>     | <b>5,492,836</b>  | <b>4,941,127</b>   | <b>52.64%</b>     |
| <b>OTHER RESOURCES &amp; USES:</b>                                                            |                        |                       |                   |                    |                   |
| 7900 OTHER RESOURCES (+)                                                                      | 12,771,846             | 0                     | 0                 | 0                  | 0.00%             |
| 8900 OTHER USES (-)                                                                           | 0                      | 0                     | 0                 | 0                  | 0.00%             |
| <b>EXCESS (DEFICIENCY) OF REVENUES &amp; OTHER RESOURCES OVER EXPENDITURES AND OTHER USES</b> | <b>754,927</b>         | <b>(10,433,963)</b>   |                   |                    |                   |
| BEGINNING FUND BALANCE                                                                        | 9,679,036              | 10,433,963            |                   |                    |                   |
| <b>ENDING FUND BALANCE</b>                                                                    | <b>10,433,963</b>      | <b>0</b>              |                   |                    |                   |

\* INCLUDES ENCUMBRANCES AND EXPENDITURES.

**EAGLE PASS INDEPENDENT SCHOOL DISTRICT  
COMBINED STATEMENT OF REVENUES, EXPENDITURES, AND  
CHANGES IN FUND BALANCE - BUDGET AND ACTUAL**

As of June 30, 2021

| <b>616-SPECIAL PROJECTS FUND</b>                                                              |                  |                  |                  |                  |               |
|-----------------------------------------------------------------------------------------------|------------------|------------------|------------------|------------------|---------------|
|                                                                                               | 2019-20 AUDITED  | 2020-21 BUDGET   | YTD ACTUAL       | BUDGET BAL.      | %RECORDED*    |
| <b>REVENUES:</b>                                                                              |                  |                  |                  |                  |               |
| LOCAL                                                                                         | 0                | 0                | 0                | 0                | 0.00%         |
| STATE                                                                                         | 0                | 0                | 0                | 0                | 0.00%         |
| FEDERAL                                                                                       | 0                | 0                | 0                | 0                | 0.00%         |
| <b>TOTAL REVENUES</b>                                                                         | <b>0</b>         | <b>0</b>         | <b>0</b>         | <b>0</b>         | <b>0.00%</b>  |
| <b>EXPENDITURES:</b>                                                                          |                  |                  |                  |                  |               |
| 11 INSTRUCTION                                                                                | 0                | 0                | 0                | 0                | 0.00%         |
| 12 INSTRUCTION RES. & MEDIA                                                                   | 0                | 0                | 0                | 0                | 0.00%         |
| 13 CURRICULUM & PER. DVLP.                                                                    | 0                | 0                | 0                | 0                | 0.00%         |
| 21 INSTRUCTIONAL LEADERSHIP                                                                   | 0                | 0                | 0                | 0                | 0.00%         |
| 23 SCHOOL ADMINISTRATION                                                                      | 0                | 0                | 0                | 0                | 0.00%         |
| 31 GUIDANCE & COUNSELING                                                                      | 0                | 0                | 0                | 0                | 0.00%         |
| 32 ATTENDANCE & SOC. WORK                                                                     | 0                | 0                | 0                | 0                | 0.00%         |
| 33 HEALTH SERVICES                                                                            | 0                | 0                | 0                | 0                | 0.00%         |
| 34 PUPIL TRANSPORTATION                                                                       | 0                | 0                | 0                | 0                | 0.00%         |
| 35 FOOD SERVICES                                                                              | 0                | 0                | 0                | 0                | 0.00%         |
| 36 CO-CURRICULAR ACTIVITIES                                                                   | 0                | 0                | 0                | 0                | 0.00%         |
| 41 GENERAL ADMINISTRATION                                                                     | 0                | 0                | 0                | 0                | 0.00%         |
| 51 PLANT MAINT. & ACQUISITION                                                                 | 0                | 0                | 0                | 0                | 0.00%         |
| 52 SECURITY AND MONITORING                                                                    | 0                | 0                | 0                | 0                | 0.00%         |
| 53 DATA PROCESSING SERVICES                                                                   | 0                | 0                | 0                | 0                | 0.00%         |
| 61 COMMUNITY SERVICES                                                                         | 0                | 0                | 0                | 0                | 0.00%         |
| 71 DEBT SERVICES                                                                              | 0                | 0                | 0                | 0                | 0.00%         |
| 81 FACILITIES ACQU. & CONST.                                                                  | 5,721,818        | 9,939,480        | 5,001,073        | 4,938,407        | 50.32%        |
| 93 PYMTS TO OTHER DISTRICTS                                                                   | 0                | 0                | 0                | 0                | 0.00%         |
| 99 OTHER INTERGOV'T CHARGES                                                                   | 0                | 0                | 0                | 0                | 0.00%         |
| <b>TOTAL EXPENDITURES*</b>                                                                    | <b>5,721,818</b> | <b>9,939,480</b> | <b>5,001,073</b> | <b>4,938,407</b> | <b>50.32%</b> |
| <b>OTHER RESOURCES &amp; USES:</b>                                                            |                  |                  |                  |                  |               |
| 7900 OTHER RESOURCES (+)                                                                      | 5,982,262 **     | 0 **             | 0                | 0                | 0.00%         |
| 8900 OTHER USES (-)                                                                           | 0                | 0                | 0                | 0                | 0.00%         |
| <b>EXCESS (DEFICIENCY) OF REVENUES &amp; OTHER RESOURCES OVER EXPENDITURES AND OTHER USES</b> |                  |                  |                  |                  |               |
|                                                                                               | 260,444          | (9,939,480)      |                  |                  |               |
| BEGINNING FUND BALANCE                                                                        | 9,679,036        | 9,939,480        |                  |                  |               |
| <b>ENDING FUND BALANCE</b>                                                                    | <b>9,939,480</b> | <b>0</b>         |                  |                  |               |

\* INCLUDES ENCUMBRANCES AND EXPENDITURES.

\*\* TRANSFER IN: 199-M&O \$0

**EAGLE PASS INDEPENDENT SCHOOL DISTRICT  
COMBINED STATEMENT OF REVENUES, EXPENDITURES, AND  
CHANGES IN FUND BALANCE - BUDGET AND ACTUAL**

As of June 30, 2021

| <b>617-ENERGY EFFICIENCY PROJECTS FUND</b>                                                    |                  |                  |                |              |               |
|-----------------------------------------------------------------------------------------------|------------------|------------------|----------------|--------------|---------------|
|                                                                                               | 2019-20 AUDITED  | 2020-21 BUDGET   | YTD ACTUAL     | BUDGET BAL.  | %RECORDED*    |
| <b>REVENUES:</b>                                                                              |                  |                  |                |              |               |
| LOCAL                                                                                         | 0                | 0                | 0              | 0            | 0.00%         |
| STATE                                                                                         | 0                | 0                | 0              | 0            | 0.00%         |
| FEDERAL                                                                                       | 0                | 0                | 0              | 0            | 0.00%         |
| <b>TOTAL REVENUES</b>                                                                         | <b>0</b>         | <b>0</b>         | <b>0</b>       | <b>0</b>     | <b>0.00%</b>  |
| <b>EXPENDITURES:</b>                                                                          |                  |                  |                |              |               |
| 11 INSTRUCTION                                                                                | 0                | 0                | 0              | 0            | 0.00%         |
| 12 INSTRUCTION RES. & MEDIA                                                                   | 0                | 0                | 0              | 0            | 0.00%         |
| 13 CURRICULUM & PER. DVLP.                                                                    | 0                | 0                | 0              | 0            | 0.00%         |
| 21 INSTRUCTIONAL LEADERSHIP                                                                   | 0                | 0                | 0              | 0            | 0.00%         |
| 23 SCHOOL ADMINISTRATION                                                                      | 0                | 0                | 0              | 0            | 0.00%         |
| 31 GUIDANCE & COUNSELING                                                                      | 0                | 0                | 0              | 0            | 0.00%         |
| 32 ATTENDANCE & SOC. WORK                                                                     | 0                | 0                | 0              | 0            | 0.00%         |
| 33 HEALTH SERVICES                                                                            | 0                | 0                | 0              | 0            | 0.00%         |
| 34 PUPIL TRANSPORTATION                                                                       | 0                | 0                | 0              | 0            | 0.00%         |
| 35 FOOD SERVICES                                                                              | 0                | 0                | 0              | 0            | 0.00%         |
| 36 CO-CURRICULAR ACTIVITIES                                                                   | 0                | 0                | 0              | 0            | 0.00%         |
| 41 GENERAL ADMINISTRATION                                                                     | 0                | 0                | 0              | 0            | 0.00%         |
| 51 PLANT MAINT. & ACQUISITION                                                                 | 0                | 0                | 0              | 0            | 0.00%         |
| 52 SECURITY AND MONITORING                                                                    | 0                | 0                | 0              | 0            | 0.00%         |
| 53 DATA PROCESSING SERVICES                                                                   | 0                | 0                | 0              | 0            | 0.00%         |
| 61 COMMUNITY SERVICES                                                                         | 0                | 0                | 0              | 0            | 0.00%         |
| 71 DEBT SERVICES                                                                              | 0                | 0                | 0              | 0            | 0.00%         |
| 81 FACILITIES ACQU. & CONST.                                                                  | 6,295,101        | 494,483          | 491,763        | 2,720        | 99.45%        |
| 93 PYMTS TO OTHER DISTRICTS                                                                   | 0                | 0                | 0              | 0            | 0.00%         |
| 99 OTHER INTERGOV'T CHARGES                                                                   | 0                | 0                | 0              | 0            | 0.00%         |
| <b>TOTAL EXPENDITURES*</b>                                                                    | <b>6,295,101</b> | <b>494,483</b>   | <b>491,763</b> | <b>2,720</b> | <b>99.45%</b> |
| <b>OTHER RESOURCES &amp; USES:</b>                                                            |                  |                  |                |              |               |
| 7900 OTHER RESOURCES (+)                                                                      | 6,789,584 **     | 0 **             | 0              | 0            | 0.00%         |
| 8900 OTHER USES (-)                                                                           | 0                | 0                | 0              | 0            | 0.00%         |
| <b>EXCESS (DEFICIENCY) OF REVENUES &amp; OTHER RESOURCES OVER EXPENDITURES AND OTHER USES</b> | <b>494,483</b>   | <b>(494,483)</b> |                |              |               |
| BEGINNING FUND BALANCE                                                                        | 0                | 494,483          |                |              |               |
| <b>ENDING FUND BALANCE</b>                                                                    | <b>494,483</b>   | <b>0</b>         |                |              |               |

\* INCLUDES ENCUMBRANCES AND EXPENDITURES.

\*\* TRANSFER IN: 199-M&O \$0

**BOARD OF TRUSTEES  
AGENDA**

|                          |                 |                          |                |                          |                |
|--------------------------|-----------------|--------------------------|----------------|--------------------------|----------------|
| <input type="checkbox"/> | <b>Workshop</b> | <input type="checkbox"/> | <b>Regular</b> | <input type="checkbox"/> | <b>Special</b> |
|--------------------------|-----------------|--------------------------|----------------|--------------------------|----------------|

- (A)  **Report Only**  **Recognition**

**Presenter(s): MR. ISMAEL MIJARES, DEPUTY SUPT. FOR BUSINESS & FINANCE**

**Briefly describe the subject of the report or recognition presentation.**

UTILITY REPORT

- (B)  **Action Item**

**Presenter(s):**

**Briefly describe the action required.**

- (C) **Funding source: Identify the source of funds if any are required.**

- (D) **Clarification: Explain any question or issues that might be raised regarding this item.**



**TO:** Samuel Mijares, Superintendent

**FROM:** Ismael Mijares, Deputy Superintendent for Business & Finance

Ismael  
Mijares  
2021.07.07  
13:13:59  
-05'00'

**SUBJECT: UTILITY REPORT**

**DATE:** July 7, 2021

Attached is the district-wide, monthly **Utility Usage Report**. This report reflects unaudited expenditures and balances for the **eighth (8<sup>th</sup>) month** of usage for the 2020-21 school year. The report is broken down by utility and campus.

The amount of \$2,345,103 is the remaining Budget Balance after seven (8) months of operation (September, 2020 to April, 2021). The actual amount spent is 43.1% of the Budget *versus* 67% of the amount Budgeted (8 month divided by 12 months).

**EAGLE PASS INDEPENDENT SCHOOL DISTRICT**  
**UTILITY USAGE 2020-2021**  
**1XX-GENERAL FUND**

| <b>CAMPUS/<br/>DEPARTMENT</b> | <b>APR</b>     | <b>YTD<br/>19-20</b> | <b>BUDGET<br/>2020-2021</b> | <b>APR<br/>20-21</b> | <b>YTD<br/>USAGE</b> | <b>BALANCE</b>   | <b>%<br/>Rcd.</b> |
|-------------------------------|----------------|----------------------|-----------------------------|----------------------|----------------------|------------------|-------------------|
| <b>UTILITIES</b>              |                |                      |                             |                      |                      |                  |                   |
| 6255 WATER                    | 45,213         | 448,664              | 786,311                     | 54,949               | 406,885              | 379,426          | 51.7%             |
|                               |                |                      |                             |                      |                      |                  |                   |
| 6256 TELEPHONE                | 13,541         | 123,293              | 206,274                     | 9,738                | 101,786              | 104,488          | 49.3%             |
|                               |                |                      |                             |                      |                      |                  |                   |
| 6257 ELECTRICITY              | 158,201        | 1,763,105            | 3,101,436                   | 134,343              | 1,249,873            | 1,851,563        | 40.3%             |
|                               |                |                      |                             |                      |                      |                  |                   |
| 6258 GAS                      | 1,300          | 16,241               | 27,900                      | 1,450                | 18,274               | 9,626            | 65.5%             |
|                               |                |                      |                             |                      |                      |                  |                   |
| <b>TOTAL</b>                  | <b>218,255</b> | <b>2,351,303</b>     | <b>4,121,921</b>            | <b>200,479</b>       | <b>1,776,818</b>     | <b>2,345,103</b> | <b>43.1%</b>      |

**EAGLE PASS INDEPENDENT SCHOOL DISTRICT**  
**UTILITY USAGE 2020-2021**  
**1XX-GENERAL FUND**

| CAMPUS/<br>DEPARTMENT         | APR           | YTD<br>19-20   | BUDGET<br>2020-2021 | APR<br>20-21  | YTD<br>USAGE   | BALANCE        | %<br>Rcd.    |
|-------------------------------|---------------|----------------|---------------------|---------------|----------------|----------------|--------------|
| <b>6255 WATER</b>             |               |                |                     |               |                |                |              |
| 001-EPHS (8 Meters)           | 2,417         | 33,015         | 68,002              | 7,080         | 34,489         | 33,513         | 50.7%        |
| 001-S.B FIELD (2 METERS)      | 2,010         | 12,080         | 20,000              | 906           | 4,815          | 15,185         | 24.1%        |
| 003-DAEP (2 Meters)           | 645           | 6,183          | 12,000              | 815           | 5,800          | 6,200          | 48.3%        |
| 004-CCWINN (8 Meters)         | 7,316         | 64,742         | 130,000             | 7,436         | 64,845         | 65,155         | 49.9%        |
| 041-EPJRH (2 Meters)          | 2,110         | 23,170         | 35,000              | 2,154         | 17,808         | 17,192         | 50.9%        |
| 042-MJRH (4 Meters)           | 2,419         | 24,088         | 32,000              | 2,697         | 20,937         | 11,063         | 65.4%        |
| 102-Darr (2 Meters)           | 1,569         | 18,173         | 32,000              | 3,017         | 17,938         | 14,062         | 56.1%        |
| 103-LDC (2 Meters)            | 985           | 10,373         | 15,000              | 1,104         | 8,929          | 6,071          | 59.5%        |
| 104-Graves (4 Meters)         | 2,199         | 15,371         | 26,000              | 1,602         | 14,570         | 11,430         | 56.0%        |
| 105-Glass (2 Meters)          | 905           | 9,760          | 14,500              | 1,324         | 9,412          | 5,088          | 64.9%        |
| 106-Lee (2 Meters)            | 914           | 10,245         | 23,000              | 1,221         | 10,938         | 12,062         | 47.6%        |
| 107-Kirchner (1Meter)         | 852           | 6,695          | 8,000               | 255           | 2,422          | 5,578          | 30.3%        |
| 109-San Luis (3 Meters)       | 1,019         | 15,577         | 18,000              | 1,358         | 10,768         | 7,232          | 59.8%        |
| 110-R. Valley (7 Meters)      | 1,285         | 18,342         | 38,000              | 3,245         | 21,516         | 16,484         | 56.6%        |
| 111-Benavides (3 Meters)      | 1,011         | 12,459         | 27,000              | 1,126         | 11,394         | 15,606         | 42.2%        |
| 112-ECC (1 Meters)            | 1,020         | 7,497          | 15,000              | 1,020         | 9,664          | 5,336          | 64.4%        |
| 113-S. Mines (3 Meters)       | 1,177         | 12,681         | 19,000              | 1,797         | 12,021         | 6,979          | 63.3%        |
| 115-S. Houston (2 Meters)     | 1,358         | 12,847         | 26,000              | 1,898         | 13,834         | 12,166         | 53.2%        |
| 116-RVLA (2 Meter)            | 987           | 9,434          | 15,000              | 1,108         | 8,461          | 6,539          | 56.4%        |
| 117-P. Gallego (2 Meters)     | 1,133         | 10,866         | 14,000              | 1,162         | 9,129          | 4,871          | 65.2%        |
| 118-HB Gonz. (2 Meters)       | 1,155         | 11,474         | 17,000              | 1,462         | 10,829         | 6,171          | 63.7%        |
| 119-Kennedy (3 Meters)        | 967           | 10,701         | 17,000              | 1,170         | 9,121          | 7,879          | 53.7%        |
| 120-Libery (2 Meters)         | 968           | 12,708         | 17,000              | 1,201         | 8,234          | 8,766          | 48.4%        |
| 121-CERNA (2 Meters)          | 1,332         | 11,664         | 15,000              | 983           | 7,416          | 7,584          | 49.4%        |
| 122-P.MANCHA (2 Meters)       | 929           | 10,385         | 14,000              | 977           | 7,947          | 6,053          | 56.8%        |
| 809-Eagle Field (5 Meter)     | 483           | 6,566          | 13,377              | 602           | 5,675          | 7,702          | 42.4%        |
| 809-Old JRH Offices (1 Meter) | 118           | 945            | 1,600               | 118           | 945            | 655            | 59.1%        |
| 809-SAC (2 Meters)            | 3,179         | 25,197         | 59,332              | 2,853         | 21,431         | 37,901         | 36.1%        |
| 821-DAR CARE (1 Meters)       | 281           | 2,799          | 5,500               | 407           | 2,918          | 2,582          | 53.1%        |
| 826-Austin (3 Meters)         | 967           | 8,057          | 14,000              | 970           | 7,674          | 6,326          | 54.8%        |
| Multiplex (1 Meter)           | 1,039         | 10,655         | 18,000              | 1,280         | 10,643         | 7,357          | 59.1%        |
| DSC (1 Meters)                | 249           | 2,039          | 4,000               | 383           | 2,547          | 1,453          | 63.7%        |
| DeLuna Webster (1 Meter)      | 213           | 1,877          | 3,000               | 218           | 1,818          | 1,182          | 60.6%        |
| <b>TOTAL</b>                  | <b>45,213</b> | <b>448,664</b> | <b>786,311</b>      | <b>54,949</b> | <b>406,885</b> | <b>379,426</b> | <b>51.7%</b> |

**EAGLE PASS INDEPENDENT SCHOOL DISTRICT  
UTILITY USAGE 2020-2021  
1XX-GENERAL FUND**

| CAMPUS/<br>DEPARTMENT       | APR           | YTD<br>19-20   | BUDGET<br>2020-2021 | APR<br>20-21 | YTD<br>USAGE   | BALANCE        | %<br>Rcd.    |
|-----------------------------|---------------|----------------|---------------------|--------------|----------------|----------------|--------------|
| <b>6256 TELEPHONE</b>       |               |                |                     |              |                |                |              |
| 001-EPHS (26 Lines)         | 1,378         | 11,678         | 26,280              | 1,628        | 14,070         | 12,210         | 53.5%        |
| 003-DAEP (1 Lines)          | 54            | 558            | 1,200               | 56           | 344            | 856            | 28.7%        |
| 004-CCWINN (27 Lines)       | 1,130         | 9,857          | 13,650              | 1,126        | 8,407          | 5,243          | 61.6%        |
| 041-EPJRH (25 Lines)        | 775           | 7,213          | 11,800              | 891          | 6,735          | 5,065          | 57.1%        |
| 042-MJRH (22 Lines)         | 705           | 6,615          | 9,600               | 779          | 5,370          | 4,230          | 55.9%        |
| 102-Darr (5 Lines)          | 180           | 1,683          | 2,400               | 57           | 1,111          | 1,289          | 46.3%        |
| 103-LDC (6 Lines)           | 343           | 3,073          | 5,650               | 28           | 2,087          | 3,563          | 36.9%        |
| 104-Graves (5 Lines)        | 326           | 3,582          | 5,500               | 57           | 2,236          | 3,264          | 40.7%        |
| 105-Glass (5 Lines)         | 201           | 1,944          | 4,550               | 28           | 1,748          | 2,802          | 38.4%        |
| 106-Lee (5 Lines)           | 199           | 1,693          | 4,400               | 28           | 1,510          | 2,890          | 34.3%        |
| 107-Kirchner (5 Lines)      | 199           | 1,672          | 2,700               | 164          | 1,341          | 1,359          | 49.7%        |
| 109-San Luis (5 Lines)      | 218           | 2,229          | 4,700               | 219          | 2,119          | 2,581          | 45.1%        |
| 110-R. Valley (6 Lines)     | 322           | 2,993          | 5,800               | 252          | 3,104          | 2,696          | 53.5%        |
| 111-Benavides (6 Lines)     | 228           | 2,303          | 4,400               | 218          | 2,338          | 2,062          | 53.1%        |
| 112-ECC (5 Lines)           | 179           | 1,724          | 4,700               | 104          | 1,755          | 2,945          | 37.3%        |
| 113-S. Mines (9 Lines)      | 370           | 3,473          | 6,500               | 102          | 3,345          | 3,155          | 51.5%        |
| 115-S. Houston (5 Lines)    | 247           | 2,720          | 5,550               | 76           | 2,930          | 2,620          | 52.8%        |
| 116-RVLA (3 Lines)          | 165           | 1,807          | 4,550               | 88           | 1,825          | 2,725          | 40.1%        |
| 117-P. Gallego (6 Lines)    | 279           | 2,512          | 4,500               | 39           | 2,248          | 2,252          | 50.0%        |
| 118-HB Gonz. (4 Lines)      | 211           | 1,950          | 3,100               | 355          | 1,984          | 1,116          | 64.0%        |
| 119-Kennedy (5 Lines)       | 179           | 1,865          | 4,550               | 246          | 2,242          | 2,309          | 49.3%        |
| 120-Liberty (4 Lines)       | 205           | 2,171          | 4,000               | 278          | 2,136          | 1,864          | 53.4%        |
| 121-Cerna (5 Lines)         | 322           | 2,883          | 6,000               | 376          | 2,875          | 3,125          | 47.9%        |
| 122-P.Mancha (3 Lines)      | 142           | 1,500          | 3,000               | 203          | 1,810          | 1,190          | 60.3%        |
| 809-SAC (8 Lines)           | 208           | 1,674          | 6,374               | 226          | 1,490          | 4,884          | 23.4%        |
| 813-CCWINN Band (3 Lines)   | 83            | 670            | 1,040               | 28           | 214            | 826            | 20.6%        |
| 815-CATE (6 Lines)          | 137           | 1,113          | 760                 | 57           | 347            | 413            | 45.6%        |
| 816-Food Service (25 Lines) | 890           | 7,003          | 10,900              | 769          | 4,792          | 6,108          | 44.0%        |
| 821-Daycare (5 Lines)       | 138           | 1,127          | 1,570               | 57           | 770            | 800            | 49.0%        |
| 826-Austin Bldg(5 Lines)    | 127           | 1044           | 2,600               | 172          | 1,261          | 1,339          | 48.5%        |
| Multiplex (16 Lines)        | 492           | 4,225          | 2,500               | 110          | 1,310          | 1,190          | 52.4%        |
| DSC (30 Lines)              | 2,400         | 21,520         | 26,300              | 368          | 12,555         | 13,745         | 47.7%        |
| DeLuna Webster (17 Lines)   | 508           | 5,220          | 5,150               | 552          | 3,378          | 1,773          | 65.6%        |
| <b>TOTAL</b>                | <b>13,541</b> | <b>123,293</b> | <b>206,274</b>      | <b>9,738</b> | <b>101,786</b> | <b>104,488</b> | <b>49.3%</b> |

Note: PENDING CREDIT FROM E-RATE REIMBURSEMENT.

# EAGLE PASS INDEPENDENT SCHOOL DISTRICT

## UTILITY USAGE 2020-2021

### 1XX-GENERAL FUND

| CAMPUS/<br>DEPARTMENT         | APR            | YTD<br>19-20     | BUDGET<br>2020-2021 | APR<br>20-21   | YTD<br>USAGE     | BALANCE          | %<br>Rcd.    |
|-------------------------------|----------------|------------------|---------------------|----------------|------------------|------------------|--------------|
| <b>6257 ELECTRICITY</b>       |                |                  |                     |                |                  |                  |              |
| 001-EPHS (13 Meters)*         | 22,876         | 245,517          | 378,000             | 17,812         | 156,765          | 221,235          | 41.5%        |
| 001-S.B. FIELDS(3 Meters)*    | 744            | 6,000            | 13,500              | 260            | 2,121            | 11,379           | 15.7%        |
| 003-DAEP (6 Meters)*          | 1,659          | 21,507           | 35,000              | 752            | 8,262            | 26,738           | 23.6%        |
| 004-CCWINN (4 Meters)**       | 25,324         | 230,879          | 400,000             | 24,455         | 190,137          | 209,863          | 47.5%        |
| 041-EPJRH (6 Meters)*         | 8,898          | 94,704           | 154,000             | 6,414          | 59,271           | 94,729           | 38.5%        |
| 042-MJRH (7 Meters)*          | 8,238          | 104,606          | 200,000             | 9,723          | 71,951           | 128,049          | 36.0%        |
| 102-Darr (7 Meters)*          | 2,977          | 39,624           | 70,000              | 2,790          | 30,458           | 39,542           | 43.5%        |
| 103-LDC (5 Meters)*           | 2,958          | 36,136           | 64,000              | 2,954          | 26,035           | 37,965           | 40.7%        |
| 104-Graves (7 Meters)*        | 2,994          | 53,238           | 98,000              | 2,270          | 30,769           | 67,231           | 31.4%        |
| 105-Glass (11 Meters)*        | 3,756          | 48,170           | 84,000              | 3,370          | 34,958           | 49,042           | 41.6%        |
| 106-Lee (11 Meters)*          | 3,358          | 46,869           | 79,000              | 3,153          | 35,426           | 43,574           | 44.8%        |
| 107-Kirchner (6 Meters)*      | 1,917          | 24,883           | 40,000              | 1,371          | 20,364           | 19,636           | 50.9%        |
| 109-San Luis (1 Meter)*       | 3,180          | 45,832           | 83,000              | 2,801          | 30,901           | 52,099           | 37.2%        |
| 110-R. Valley (5 Meters)*     | 5,197          | 56,063           | 95,000              | 4,597          | 42,884           | 52,116           | 45.1%        |
| 111-Benavides (6 Meters)*     | 3,413          | 38,488           | 67,000              | 2,540          | 27,210           | 39,790           | 40.6%        |
| 112-ECC (5 Meters)*           | 1,873          | 31,376           | 67,000              | 2,014          | 25,291           | 41,709           | 37.7%        |
| 113-S. Mines (5 Meters)*      | 4,297          | 53,139           | 92,000              | 3,375          | 34,282           | 57,718           | 37.3%        |
| 115-S. Houston (6 Meters)*    | 3,313          | 45,045           | 80,000              | 3,948          | 32,059           | 47,941           | 40.1%        |
| 116-RVLA (2 Meter)*           | 2,025          | 22,574           | 40,000              | 2,042          | 15,385           | 24,615           | 38.5%        |
| 117-P. Gallego (1 Meter)*     | 3,428          | 44,329           | 79,000              | 2,564          | 28,236           | 50,764           | 35.7%        |
| 118-HB Gonz. (2 Meters)*      | 3,599          | 43,477           | 78,000              | 2,909          | 29,005           | 48,995           | 37.2%        |
| 119-Kennedy (6 Meters)*       | 1,916          | 28,012           | 54,000              | 1,613          | 18,789           | 35,211           | 34.8%        |
| 120-Liberty (1 Meter)*        | 3,996          | 48,743           | 89,723              | 3,349          | 35,242           | 54,481           | 39.3%        |
| 121-CERNA (1 Meters)*         | 3,911          | 42,424           | 74,000              | 3,000          | 29,643           | 44,357           | 40.1%        |
| 122-P.MANCHA (1 Meters)**     | 8,058          | 55,839           | 106,000             | 5,127          | 54,626           | 51,374           | 51.5%        |
| 807-Warehouse (1 Meter)*      | 23             | 442              | 1,300               | 17             | 174              | 1,126            | 13.4%        |
| 809-Eagle Field (1 Meter)*    | 287            | 2,667            | 7,886               | 201            | 1,986            | 5,900            | 25.2%        |
| 809-Old JRH Offices (2 Meter) | 140            | 1,992            | 4,000               | 5              | 135              | 3,865            | 3.4%         |
| 809-SAC (1 Meters)**          | 13,527         | 132,459          | 227,527             | 10,309         | 84,614           | 142,913          | 37.2%        |
| 810-Transport. (2 Meters)*    | 1,147          | 13,513           | 21,500              | 1,106          | 11,342           | 10,158           | 52.8%        |
| 821-DAR CARE (1 Meters)*      | 823            | 12,818           | 22,000              | 871            | 10,506           | 11,494           | 47.8%        |
| 826-Austin (2 Meters)*        | 2,106          | 24,936           | 62,000              | 2,136          | 21,556           | 40,444           | 34.8%        |
| MULTIPLEX (1 Meter)*          | 2,719          | 30,618           | 48,000              | 2,025          | 22,276           | 25,724           | 46.4%        |
| DSC (7 Meters)*               | 1,251          | 12,242           | 36,000              | 497            | 7,345            | 28,655           | 20.4%        |
| De Luna Webster (1 Meter)*    | 2,272          | 23,944           | 51,000              | 1,972          | 19,870           | 31,130           | 39.0%        |
| <b>TOTAL</b>                  | <b>158,201</b> | <b>1,763,105</b> | <b>3,101,436</b>    | <b>134,343</b> | <b>1,249,873</b> | <b>1,851,563</b> | <b>40.3%</b> |

\* Direct Energy (\$0.056410 per KWh)

\*\* Rio Grande Electricity Corp. (004-CCWinn/122-P.Mancha:\$0.06963 per KWh & SAC: \$.06963 perKWh)

**EAGLE PASS INDEPENDENT SCHOOL DISTRICT**  
**UTILITY USAGE 2020-2021**  
**1XX-GENERAL FUND**

| CAMPUS/<br>DEPARTMENT | APR          | YTD<br>19-20  | BUDGET<br>2020-2021 | APR<br>20-21 | YTD<br>USAGE  | BALANCE      | %<br>Rcd.    |
|-----------------------|--------------|---------------|---------------------|--------------|---------------|--------------|--------------|
| <b>6258 GAS</b>       |              |               |                     |              |               |              |              |
| 001-EPHS (1 Meter)    | 154          | 5,119         | 8,180               | 181          | 5,392         | 2,788        | 65.9%        |
| 003-DEAP (2 Meters)   | 109          | 943           | 1,620               | 123          | 1,056         | 564          | 65.2%        |
| 004-CCWINN (1 Meter)  | 156          | 2,888         | 5,800               | 249          | 3,797         | 2,003        | 65.5%        |
| 041-EPJRH (1 Meter)   | 192          | 2,193         | 3,900               | 220          | 2,522         | 1,378        | 64.7%        |
| 809-SAC (5 Meters)    | 689          | 5,098         | 8,400               | 677          | 5,507         | 2,893        | 65.6%        |
| <b>TOTAL</b>          | <b>1,300</b> | <b>16,241</b> | <b>27,900</b>       | <b>1,450</b> | <b>18,274</b> | <b>9,626</b> | <b>65.5%</b> |

**BOARD OF TRUSTEES  
AGENDA**

|                          |                 |                          |                |                          |                |
|--------------------------|-----------------|--------------------------|----------------|--------------------------|----------------|
| <input type="checkbox"/> | <b>Workshop</b> | <input type="checkbox"/> | <b>Regular</b> | <input type="checkbox"/> | <b>Special</b> |
|--------------------------|-----------------|--------------------------|----------------|--------------------------|----------------|

- (A)  **Report Only**  **Recognition**

**Presenter(s): MR. ISMAEL MIJARES, DEPUTY SUPT. FOR BUSINESS & FINANCE**

**Briefly describe the subject of the report or recognition presentation.**

TAX REPORT

- (B)  **Action Item**

**Presenter(s):**

**Briefly describe the action required.**

- (C) **Funding source: Identify the source of funds if any are required.**

- (D) **Clarification: Explain any question or issues that might be raised regarding this item.**

EAGLE PASS INDEPENDENT SCHOOL DISTRICT  
2020-2021 TAX COLLECTIONS REPORT FOR  
THE MONTH ENDED JUNE 30, 2021

**TAX COLLECTIONS**

|                                                                   | June, 2020        | Increase/(Decrease) | June, 2021        | 2019 Year-to-Date    | Increase/(Decrease) | 2020 Year-to-Date    |
|-------------------------------------------------------------------|-------------------|---------------------|-------------------|----------------------|---------------------|----------------------|
| Current Year Taxes (Oct.-Jan.)                                    | 0.00              | 0.00                | 0.00              | 22,862,169.58        | 624,581.78          | 23,486,751.36        |
| Current Year Delinquent Taxes (Feb.-Jun.)                         | 500,512.80        | 78,654.94           | 579,167.74        | 4,362,997.05         | 848,964.26          | 5,211,961.31         |
| * Current Year Delinquent Taxes (Jul.-Aug.)                       | 0.00              | 0.00                | 0.00              | 0.00                 | 0.00                | 0.00                 |
| * Prior Years Delinquent Taxes                                    | 118,413.15        | (5,228.66)          | 113,184.49        | 1,253,606.46         | 83,665.27           | 1,337,271.73         |
| Delinquent Penalties & Interest (Current Feb.-Jun.)               | 67,842.61         | 15,374.78           | 83,217.39         | 268,730.23           | 27,344.51           | 296,074.74           |
| * Delinquent Penalties & Interest (Current Jul.-Aug.)             | 0.00              | 0.00                | 0.00              | 0.00                 | 0.00                | 0.00                 |
| * Delinquent Penalties & Interest (Prior Years)                   | 51,900.83         | 4,207.32            | 56,108.15         | 502,608.81           | 34,234.17           | 536,842.98           |
| Attorney Fees                                                     | 28,793.57         | 1,813.09            | 30,606.66         | 278,431.01           | 14,141.97           | 292,572.98           |
| Business Personal Property (BPP) 10% Rendition Penalty (Current)  | 1,770.05          | (982.28)            | 787.77            | 22,130.93            | (907.50)            | 21,223.43            |
| Business Personal Property (BPP) 10% Rendition Penalty (Prior Yr) | 500.55            | (349.45)            | 151.10            | 4,882.61             | 589.91              | 5,472.52             |
| Delinquent Penalties & Interest (BPP)                             | 430.18            | (222.59)            | 207.59            | 2,172.65             | 611.99              | 2,784.64             |
| Escrow                                                            | 42,258.81         | 9,572.57            | 51,831.38         | 415,697.94           | 43,940.23           | 459,638.17           |
| Overpayments                                                      | 3.43              | (0.23)              | 3.20              | 31.42                | (4.22)              | 27.20                |
| Tax Certificates                                                  | 200.00            | 110.00              | 310.00            | 1,580.00             | (120.00)            | 1,460.00             |
| <b>Total Tax Collections</b>                                      | <b>812,625.98</b> | <b>102,949.49</b>   | <b>915,575.47</b> | <b>29,975,038.69</b> | <b>1,677,042.37</b> | <b>31,652,081.06</b> |

**TAXPAYER REFUNDS/REINSTATEMENTS**

|                                                                    |                    |  |                   |                     |  |                     |
|--------------------------------------------------------------------|--------------------|--|-------------------|---------------------|--|---------------------|
| Current Year Taxes (Oct.-Jan.)                                     | 0.00               |  | 0.00              | (51,369.02)         |  | (51,894.52)         |
| Current Year Delinquent Taxes (Feb.-Jun.)                          | (42,092.81)        |  | (4,932.76)        | (104,636.35)        |  | (73,190.37)         |
| * Current Year Delinquent Taxes (Jul.-Aug.)                        | 0.00               |  | 0.00              | 0.00                |  | 0.00                |
| * Prior Years Delinquent Taxes                                     | (12,194.11)        |  | (64.50)           | (101,388.78)        |  | (135,292.01)        |
| Delinquent Penalties & Interest (Current Feb.-Jun.)                | (122.56)           |  | (600.78)          | (147.76)            |  | (2,348.23)          |
| * Delinquent Penalties & Interest (Current Jul.-Aug.)              | 0.00               |  | 0.00              | 0.00                |  | 0.00                |
| * Delinquent Penalties & Interest (Prior Years)                    | (294.30)           |  | 0.00              | (2,784.94)          |  | (3,779.93)          |
| Attorney Fees                                                      | (104.71)           |  | 0.00              | (1,605.65)          |  | (2,402.70)          |
| Business Personal Property (SBPP) 10% Rendition Penalty (Current)  | 0.00               |  | 0.00              | (560.79)            |  | (49.41)             |
| Business Personal Property (SBPP) 10% Rendition Penalty (Prior Yr) | 0.00               |  | 0.00              | (113.24)            |  | (218.02)            |
| Delinquent Penalties & Interest (SBPP)                             | 0.00               |  | 0.00              | (21.87)             |  | (2.75)              |
| Overpayments                                                       | 0.00               |  | 0.00              | 0.00                |  | (0.20)              |
| Escrow Collections                                                 | 0.00               |  | (1,639.92)        | (7,527.07)          |  | (12,919.53)         |
| <b>Total Refunds/Reinstatements</b>                                | <b>(54,808.49)</b> |  | <b>(7,237.96)</b> | <b>(270,155.47)</b> |  | <b>(282,097.67)</b> |

|                                                           |                   |  |                   |                      |  |                      |
|-----------------------------------------------------------|-------------------|--|-------------------|----------------------|--|----------------------|
| <b>BPP TO COUNTY APPRAISAL DISTRICT (CAD) Current</b>     | (88.47)           |  | (39.39)           | (1,078.51)           |  | (1,061.10)           |
| <b>BPP TO COUNTY APPRAISAL DISTRICT (CAD) Prior Yr</b>    | (25.02)           |  | (7.58)            | (241.72)             |  | (272.75)             |
| <b>BPP TO COUNTY APPRAISAL DISTRICT (CAD) (P &amp; I)</b> | (21.55)           |  | (10.37)           | (108.07)             |  | (138.57)             |
| <b>TOTAL TAX COLLECTIONS AFTER ADJUSTMENTS</b>            | <b>757,682.45</b> |  | <b>908,280.17</b> | <b>29,703,454.92</b> |  | <b>31,368,510.97</b> |

\* Amounts used to calculate Attorney Fees

| Month Ended June, 2021   | Original Taxable Value | Total Tax Rate (\$/100 Value) | Original Total Tax Levy | YTD Current Levy Taxes | YTD Delinquent Taxes Prior Years | Total YTD Taxes | Current Collection Rate | Delinquent Collection Rate | Total Collection Rate |
|--------------------------|------------------------|-------------------------------|-------------------------|------------------------|----------------------------------|-----------------|-------------------------|----------------------------|-----------------------|
| <b>2020 Year-to-Date</b> | 2,670,975,267.74       | 1.14664                       | 30,626,470.81           | 28,593,740.70          | 1,206,961.47                     | 29,800,702.17   | 93.36                   | 3.94                       | 97.30                 |
| <b>2019 Year-to-Date</b> | 2,553,240,023.24       | 1.16160                       | 29,658,436.11           | 27,089,652.89          | 1,156,748.57                     | 28,246,401.46   | 91.34                   | 3.90                       | 95.24                 |
| Increase (Decrease)      | 117,735,244.49         | (0.01496)                     | 968,034.70              | 1,504,087.81           | 50,212.90                        | 1,554,300.71    | 2.02                    | 0.04                       | 2.06                  |

The above figures represent collections and transfers made for the Eagle Pass Independent School District (ISD) for the month of June, 2021. I certify that said figures are true and correct to the best of my knowledge.

Dated this 1st day of July, 2021

  
Rolando Martínez, Tax Assessor-Collector

**Monthly As of Recap Report**

Fiscal Year: 2020-2021

Totals for Entity: SCH:Eagle Pass ISD

Fiscal Year Start: 9/1/2020

Date Range: June 2021 (06/01/2021 - 06/30/2021)

**Total Breakdown**

| Year           | Outstanding Collectable As Of 2020 Tax Roll | Cumulative Adjustments | Outstanding Collectable Adjusted Roll | Prior Month's Eff Taxes Paid | Base Tax Paid     | Disc/ /Under | Eff Taxes Paid    | Uncollected Balance | Penalty & Interest Collected This Month | Attorney Fees Collected This Month | Overages    | Total Collected This Month | Pct Outstanding |
|----------------|---------------------------------------------|------------------------|---------------------------------------|------------------------------|-------------------|--------------|-------------------|---------------------|-----------------------------------------|------------------------------------|-------------|----------------------------|-----------------|
| 2020           | 30,560,737.64                               | -53,052.83             | 30,507,684.81                         | 27,999,414.64                | 574,234.98        | 3.72         | 574,238.70        | 1,934,031.47        | 82,616.61                               | 5,575.96                           | 3.19        | 662,430.74                 | 6.34            |
| 2019           | 1,610,613.04                                | -68,313.07             | 1,542,299.97                          | 570,367.28                   | 56,299.21         | 0.08         | 56,299.29         | 915,633.40          | 16,234.06                               | 10,862.58                          | 0.01        | 83,395.86                  | 59.37           |
| 2018           | 876,889.92                                  | -53,595.82             | 823,294.10                            | 222,739.61                   | 19,572.71         | 0.12         | 19,572.83         | 580,981.66          | 7,824.36                                | 3,876.49                           | 0.00        | 31,273.56                  | 70.57           |
| 2017           | 500,730.61                                  | -10,185.94             | 490,544.67                            | 108,983.72                   | 11,199.62         | 0.00         | 11,199.62         | 370,361.33          | 5,880.60                                | 2,546.06                           | 0.00        | 19,626.28                  | 75.50           |
| 2016           | 351,360.42                                  | -5,222.97              | 346,137.45                            | 59,216.35                    | 7,203.32          | 0.74         | 7,204.06          | 279,717.04          | 4,629.56                                | 1,759.40                           | 0.00        | 13,592.28                  | 80.81           |
| 2015           | 238,327.07                                  | -321.58                | 238,005.49                            | 32,426.44                    | 4,704.37          | 0.00         | 4,704.37          | 200,874.68          | 3,620.94                                | 1,248.75                           | 0.00        | 9,574.06                   | 84.40           |
| 2014           | 189,783.91                                  | 302.40                 | 190,086.31                            | 21,284.82                    | 3,440.63          | 0.00         | 3,440.63          | 165,360.86          | 3,001.88                                | 940.82                             | 0.00        | 7,383.33                   | 86.99           |
| 2013           | 175,063.70                                  | 169.69                 | 175,233.39                            | 16,956.13                    | 2,429.88          | 0.00         | 2,429.88          | 155,847.38          | 2,442.75                                | 726.03                             | 0.00        | 5,598.66                   | 88.94           |
| 2012           | 84,985.86                                   | 49.03                  | 85,034.89                             | 14,470.16                    | 1,823.21          | 0.00         | 1,823.21          | 68,741.52           | 2,004.22                                | 550.66                             | 0.00        | 4,378.09                   | 80.84           |
| 2011           | 109,056.03                                  | -49.54                 | 109,006.49                            | 10,940.73                    | 1,167.13          | 0.00         | 1,167.13          | 96,898.63           | 1,458.92                                | 393.91                             | 0.00        | 3,019.96                   | 88.89           |
| 2010 AND PRIOR | 2,334,457.61                                | -142.55                | 2,334,315.06                          | 31,482.97                    | 5,279.91          | 0.01         | 5,279.92          | 2,297,552.17        | 9,010.86                                | 2,093.38                           | 0.00        | 16,384.15                  | 98.43           |
| Delq           | 6,471,268.17                                | -137,310.35            | 6,333,957.82                          | 1,088,868.21                 | 113,119.99        | 0.95         | 113,120.94        | 5,131,968.67        | 56,108.15                               | 24,998.08                          | 0.01        | 194,226.23                 |                 |
| <b>Total</b>   | <b>37,032,005.81</b>                        | <b>-190,363.18</b>     | <b>36,841,642.63</b>                  | <b>29,088,282.85</b>         | <b>687,354.97</b> | <b>4.67</b>  | <b>687,359.64</b> | <b>7,066,000.14</b> | <b>138,724.76</b>                       | <b>30,574.04</b>                   | <b>3.20</b> | <b>856,656.97</b>          |                 |

|                          |                   |
|--------------------------|-------------------|
| Tax Certificate          | 310.00            |
| Refund/Reinstated        | 7,237.96          |
| Escrow                   | 50,191.46         |
| BPP                      | 1,179.08          |
| <b>Total Collections</b> | <b>915,575.47</b> |

EAGLE PASS INDEPENDENT SCHOOL DISTRICT  
2020-2021 ATTORNEY FEE COLLECTIONS REPORT FOR  
THE MONTH ENDED JUNE 30, 2021

|                                                        | June, 2020         | Increase/ (Decrease) | June, 2021        | 2019 Year-to-Date   | Increase/ (Decrease) | 2020 Year-to-Date   |
|--------------------------------------------------------|--------------------|----------------------|-------------------|---------------------|----------------------|---------------------|
| <b>TAX COLLECTION FOR CALCULATING ATTORNEY FEES</b>    |                    |                      |                   |                     |                      |                     |
| Current Year Delinquent Taxes (Feb.-Jun.)              | 0.00               | 0.00                 | 0.00              | 0.00                | 0.00                 | 0.00                |
| Current Year Delinquent Taxes (Jul.-Aug.)              | 0.00               | 0.00                 | 0.00              | 0.00                | 0.00                 | 0.00                |
| Prior Years Delinquent Taxes                           | 121,047.62         | (5,228.66)           | 113,184.49        | 1,253,606.46        | 84,197.13            | 1,337,803.59        |
| Delinquent Penalties & Interest (Current Feb.-Jun.)    | 0.00               | 0.00                 | 0.00              | 0.00                | 0.00                 | 0.00                |
| Delinquent Penalties & Interest (Current Jul.-Aug.)    | 0.00               | 0.00                 | 0.00              | 0.00                | 0.00                 | 0.00                |
| Delinquent Penalties & Interest (Prior Years)          | 50,759.24          | 4,207.32             | 56,108.15         | 502,608.81          | 34,234.17            | 536,842.98          |
| Business Personal Property (BPP) 10% Rendition Penalty | 0.00               | 0.00                 | 0.00              | 0.00                | 0.00                 | 0.00                |
| Delinquent Penalties & Interest (BPP)                  | 0.00               | 0.00                 | 0.00              | 0.00                | 0.00                 | 0.00                |
| * Adjustments to Collections                           | 36,478.47          | (1,662.20)           | 34,816.27         | 204,165.19          | 11,378.48            | 215,543.67          |
| Total Collections for Calculating Attorney Fees        | <u>204,445.51</u>  | <u>(2,683.54)</u>    | <u>204,108.91</u> | <u>1,960,380.46</u> | <u>129,809.78</u>    | <u>2,090,190.24</u> |
| <b>TAX REDUCTION FOR CALCULATING ATTORNEY FEES</b>     |                    |                      |                   |                     |                      |                     |
| Current Year Delinquent Taxes (Feb.-Jun.)              | 0.00               |                      | 0.00              | 0.00                |                      | 0.00                |
| Current Year Delinquent Taxes (Jul.-Aug.)              | 0.00               |                      | 0.00              | 0.00                |                      | 0.00                |
| Prior Years Delinquent Taxes                           | (7,550.03)         |                      | (64.50)           | (101,388.78)        |                      | (135,823.87)        |
| Delinquent Penalties & Interest (Current Feb.-Jun.)    | 0.00               |                      | 0.00              | 0.00                |                      | 0.00                |
| Delinquent Penalties & Interest (Current Jul.-Aug.)    | 0.00               |                      | 0.00              | 0.00                |                      | 0.00                |
| Delinquent Penalties & Interest (Prior Years)          | (245.69)           |                      | 0.00              | (2,784.94)          |                      | (3,779.93)          |
| Business Personal Property (BPP) 10% Rendition Penalty | 0.00               |                      | 0.00              | 0.00                |                      | 0.00                |
| Total Reductions for Calculating Attorney Fees         | <u>(12,488.41)</u> |                      | <u>(64.50)</u>    | <u>(104,173.72)</u> |                      | <u>(139,603.80)</u> |
| <b>TOTAL COLLECTIONS AFTER REDUCTIONS</b>              | <u>191,957.10</u>  |                      | <u>204,044.41</u> | <u>1,856,206.74</u> |                      | <u>1,950,586.44</u> |
| <b>ATTORNEY FEE</b>                                    | <u>15%</u>         |                      | <u>15%</u>        | <u>15%</u>          |                      | <u>15%</u>          |
| <b>TOTAL ATTORNEY FEES COLLECTED</b>                   | <u>28,793.57</u>   |                      | <u>30,606.66</u>  | <u>278,431.01</u>   |                      | <u>292,587.97</u>   |
| <b>ATTORNEY FEE ADJUSTMENTS</b>                        |                    |                      |                   |                     |                      |                     |
| ** 1985 and Prior Year Delinquent Taxes                | 0.00               |                      | 0.00              | 0.00                |                      | 0.00                |
| *** Attorney Fee Refunds/Reinstatements                | (165.14)           |                      | 0.00              | (1,605.65)          |                      | (2,402.70)          |
| <b>TOTAL ATTORNEY FEES PAID AFTER ADJUSTMENTS</b>      | <u>28,688.86</u>   |                      | <u>30,606.66</u>  | <u>276,825.36</u>   |                      | <u>290,185.27</u>   |

\*Adjustments in attorney fees may result in:

- 1) Mail payments received in a month postmarked for the previous month.
- 2) Over 65 and Disabled Quarterly Payments
- 3) 20 day notices ( Exclusion of property from appraisal roll, taxpayer has 20 days to make payment without Penalties and Interest).
- 4) Suits filed February through June which include current year taxes.
- 5) Agriculture rollback received after Jan 31st, taxpayer has until Jan 31st of the following year to pay without Penalties and Interest.

\*\* 1985 and Prior Year Attorney Fees were not and may not be collected from the taxpayer. The entity must pay the attorney fee for any payments made to the 1985 and Prior Years.

\*\*\* Refunds/Reinstatements reduce directly from the Total Attorney Fees Collected.

BOARD OF TRUSTEES  
AGENDA

|                                   |                                             |                                  |
|-----------------------------------|---------------------------------------------|----------------------------------|
| <input type="checkbox"/> Workshop | <input checked="" type="checkbox"/> Regular | <input type="checkbox"/> Special |
|-----------------------------------|---------------------------------------------|----------------------------------|

(A)  Report Only  Recognition

Presenter(s): NORMA SERNA – FEDERAL PROGRAMS DIRECTOR

Briefly describe the subject of the report or recognition presentation.

**PRESENTATION OF THE ESSER II USE OF FUNDS.**

(B)  Action Item

Presenter(s):

Briefly describe the subject of the report or recognition presentation.

(C) Funding Source: Identify the course of funds if any are required

(D) Clarification: Explain any question or issues that might be raised regarding this item.



# EAGLE PASS INDEPENDENT SCHOOL DISTRICT

## Federal Programs

---

---

### MEMORANDUM

---

---

**TO:** Samuel Mijares, Superintendent  
**FROM:** Norma R. Serna, Federal Programs Director  
**SUBJECT:** Board Presentation  
**DATE:** June 28, 2021  
**CC:** John Cox, Deputy Superintendent for C&I

---

1. Presentation on ESSER II use of funds.

APPROVED \_\_\_\_\_

John Cox, Deputy Superintendent for C&I

6/28/21

If additional information is needed please call me at 830-758-7359 ext. 80000, CELL 830 421-0197.

# BOARD OF TRUSTEES AGENDA

|                          |                 |                          |                |                          |                |
|--------------------------|-----------------|--------------------------|----------------|--------------------------|----------------|
| <input type="checkbox"/> | <b>Workshop</b> | <input type="checkbox"/> | <b>Regular</b> | <input type="checkbox"/> | <b>Special</b> |
|--------------------------|-----------------|--------------------------|----------------|--------------------------|----------------|

(A)  **Report Only**  **Recognition**

**Presenter(s):** ISMAEL MIJARES, DEPUTY SUPERINTENDENT FOR BUSINESS AND FINANCE  
LUIS VELEZ, PURCHASING DIRECTOR

**Briefly describe the subject of the report or recognition presentation.**

REPORT ON MANAGEMENT FEES FOR STATE PURCHASE CONTRACTS, INTERLOCAL AGREEMENTS AND PURCHASING COOPERATIVES.

(B)  **Action Item**

**Presenter(s):**

**Briefly describe the action required.**

(C) **Funding source: Identify the source of funds if any are required.**

(D) **Clarification: Explain any question or issues that might be raised regarding this item.**

district attorney, a citizen of the county in which the school district is located, or any interested party may bring an action for an injunction. A party who prevails in an action brought under this subsection is entitled to reasonable attorney's fees as approved by the court.

Added by Acts 1995, 74th Leg., ch. 260, Sec. 1, eff. May 30, 1995. Amended by Acts 1999, 76th Leg., ch. 1225, Sec. 3, eff. Sept. 1, 1999.

Sec. 44.0331. MANAGEMENT FEES UNDER CERTAIN COOPERATIVE PURCHASING CONTRACTS. (a) A school district that enters into a purchasing contract valued at \$25,000 or more under Section 44.031(a)(5), under Subchapter F, Chapter 271, Local Government Code, or under any other cooperative purchasing program authorized for school districts by law shall document any contract-related fee, including any management fee, and the purpose of each fee under the contract.

(b) The amount, purpose, and disposition of any fee described by Subsection (a) must be presented in a written report and submitted annually in an open meeting of the board of trustees of the school district. The written report must appear as an agenda item.

(c) The commissioner may audit the written report described by Subsection (b).

Added by Acts 2007, 80th Leg., R.S., Ch. 449 (H.B. 273), Sec. 5, eff. June 16, 2007.

Sec. 44.034. NOTIFICATION OF CRIMINAL HISTORY OF CONTRACTOR. (a) A person or business entity that enters into a contract with a school district must give advance notice to the district if the person or an owner or operator of the business entity has been convicted of a felony. The notice must include a general description of the conduct resulting in the conviction of a felony.

(b) A school district may terminate a contract with a person or business entity if the district determines that the person or business entity failed to give notice as required by Subsection (a) or misrepresented the conduct resulting in the conviction. The district must compensate the person or business entity for services performed before the termination of the contract.

(c) This section does not apply to a publicly held corporation.

Added by Acts 1995, 74th Leg., ch. 260, Sec. 1, eff. May 30, 1995.

**MANAGEMENT FEES REPORT - 2019-2020**

| <u>Description of fees paid by District</u>                        |                                                                                                                                                                                                                                                                                                                                                                                                                                  | <u>Fee collected:</u> |
|--------------------------------------------------------------------|----------------------------------------------------------------------------------------------------------------------------------------------------------------------------------------------------------------------------------------------------------------------------------------------------------------------------------------------------------------------------------------------------------------------------------|-----------------------|
| <b>1</b>                                                           | <b>Interlocal Agreement - Houston-Galveston Area Council Cooperative (HGAC)</b><br>No fee paid.                                                                                                                                                                                                                                                                                                                                  | \$ -                  |
| <b>2</b>                                                           | <b>Interlocal Agreement - Texas Department of Information Resources (DIR)</b><br>No fee paid.                                                                                                                                                                                                                                                                                                                                    | \$ -                  |
| <b>3</b>                                                           | <b>Interlocal Agreement - The Cooperative Purchasing Network (TCPN)</b><br>No fee paid.                                                                                                                                                                                                                                                                                                                                          | \$ -                  |
| <b>4</b>                                                           | <b>Interlocal Agreement - U.S. Communities Government Purchasing Alliance</b><br>No fee paid.                                                                                                                                                                                                                                                                                                                                    | \$ -                  |
| <b>5</b>                                                           | <b>Interlocal Agreement - Purchasing Association of Cooperative Entities (PACE)</b><br>No fee paid.                                                                                                                                                                                                                                                                                                                              | \$ -                  |
| <b>6</b>                                                           | <b>Interlocal Agreement - The Interlocal Purchasing System (TIPS)</b><br>No fee paid.                                                                                                                                                                                                                                                                                                                                            | \$ -                  |
| <b>7</b>                                                           | <b>Interlocal Agreement - Education Service Center Region 20</b><br>The fee compensates the cooperative for the services and functions performed under the cooperative.                                                                                                                                                                                                                                                          | \$ 1,648.00           |
| <b>8</b>                                                           | <b>Interlocal Agreement - TASB Local Government Purchasing Cooperative (Buyboard)</b><br>The fee enables the cooperative to pay the administrative, endorsement, licensing, marketing, and other expenses involved in operating the cooperative program.                                                                                                                                                                         | \$ 78,243.29          |
| <b>9</b>                                                           | <b>Interlocal Agreement - Texas Association of School Boards – Energy Cooperative</b><br>The fee compensates the cooperative for the services and functions performed under the interlocal participation agreement and enable the cooperative to pay the administrative, endorsement, licensing, marketing, and other expenses involved in operating the cooperative program. The cooperative fee is approximately \$0.0009/kWh. | \$ 24,334.97          |
| <b>10</b>                                                          | <b>State of Texas Cooperative Purchasing Program</b><br>Membership fee of \$100.00 to the State of Texas Cooperative Purchasing Program covers governmental costs associated with the cooperative program.                                                                                                                                                                                                                       | \$ 100.00             |
| <b>Total management fees collected by Purchasing Cooperatives:</b> |                                                                                                                                                                                                                                                                                                                                                                                                                                  | <b>\$ 104,326.26</b>  |

| <u>Description of refunds received by District</u> |                                                                                                                                                                                                                                                  | <u>Refund received:</u> |
|----------------------------------------------------|--------------------------------------------------------------------------------------------------------------------------------------------------------------------------------------------------------------------------------------------------|-------------------------|
| <b>1</b>                                           | <b>Interlocal Agreement - TASB Local Government Purchasing Cooperative (Buyboard)</b><br>By participating in the TASB Buyboard cooperative, Eagle Pass I.S.D. is eligible to receive a rebate on annual purchases made through this cooperative. | \$ 50,142.00            |
| <b>2</b>                                           | <b>Interlocal Agreement - The Interlocal Purchasing System (TIPS)</b><br>By participating in The Interlocal Purchasing System (TIPS), Eagle Pass I.S.D. is eligible to receive a rebate on annual purchases made through this cooperative.       | \$ 153.69               |
| <b>Total refunds received under cooperatives:</b>  |                                                                                                                                                                                                                                                  | <b>\$ 50,295.69</b>     |

|                                            |                     |
|--------------------------------------------|---------------------|
| Total management fees paid:                | \$ 104,326.26       |
| Total refunds received under cooperatives: | \$ (50,295.69)      |
| <b>Net expense to EPISD:</b>               | <b>\$ 54,030.57</b> |

## Eagle Pass ISD

### Contracts or Purchase Orders at \$25,000 or more

| Vendor Name                                              | PO Number | PO Amount    | Vendor Fees |
|----------------------------------------------------------|-----------|--------------|-------------|
| Audio Visual Aids                                        | 314934    | \$56,870.50  | \$1,137.41  |
| Caldwell Country Chevrolet, LLC                          | 314242    | \$64,145.00  | \$400.00    |
| Caldwell Country Chevrolet, LLC                          | 315343    | \$27,310.00  | \$400.00    |
| Dumas Hardware Company                                   | 315647    | \$32,700.00  | \$654.00    |
| Dumas Hardware Company                                   | 315648    | \$27,950.00  | \$559.00    |
| Dumas Hardware Company                                   | 315649    | \$27,950.00  | \$559.00    |
| Dumas Hardware Company                                   | 315650    | \$29,620.00  | \$592.40    |
| Dumas Hardware Company                                   | 315643    | \$28,890.00  | \$577.80    |
| Dumas Hardware Company                                   | 315644    | \$29,970.00  | \$599.40    |
| Dumas Hardware Company                                   | 315651    | \$29,870.00  | \$597.40    |
| Dumas Hardware Company                                   | 315652    | \$27,950.00  | \$559.00    |
| Dumas Hardware Company                                   | 315653    | \$27,950.00  | \$559.00    |
| Dumas Hardware Company                                   | 315655    | \$30,675.00  | \$613.50    |
| Dumas Hardware Company                                   | 315654    | \$30,100.00  | \$602.00    |
| Dumas Hardware Company                                   | 317421    | \$27,700.00  | \$554.00    |
| Dumas Hardware Company                                   | 317439    | \$28,329.00  | \$566.58    |
| Dumas Hardware Company                                   | 317443    | \$28,329.00  | \$566.58    |
| Edgenuity Inc.                                           | 312912    | \$37,525.00  | \$750.50    |
| FireFly Computers                                        | 316254    | \$181,368.00 | \$3,627.36  |
| FireFly Computers                                        | 316257    | \$90,684.00  | \$1,813.68  |
| FireFly Computers                                        | 316256    | \$90,684.00  | \$1,813.68  |
| FireFly Computers                                        | 316255    | \$181,368.00 | \$3,627.36  |
| Holt Texas, Ltd                                          | 312718    | \$30,950.00  | \$619.00    |
| Imagine Learning, Inc.                                   | 313211    | \$90,000.00  | \$1,800.00  |
| Jeans Restaurant Supply                                  | 310550    | \$32,927.70  | \$658.55    |
| Jeans Restaurant Supply                                  | 311159    | \$55,197.16  | \$1,103.94  |
| Jeans Restaurant Supply                                  | 314432    | \$65,851.99  | \$1,317.04  |
| Lakeshore Learning Materials                             | 311481    | \$99,910.11  | \$1,998.20  |
| Lakeshore Learning Materials                             | 311391    | \$131,451.40 | \$2,629.03  |
| National Business Furniture                              | 312645    | \$29,112.00  | \$582.24    |
| Nearpod Inc., a Delaware corp                            | 312688    | \$61,500.00  | \$1,230.00  |
| Quality Hardwood Floors, Inc.                            | 310827    | \$31,000.00  | \$620.00    |
| Savvas Learning Company LLC (formerly Pearson Education) | 311463    | \$52,367.50  | \$1,047.35  |



Eagle Pass ISD

Contracts or Purchase Orders at \$25,000 or more

| Vendor Name                                                 | PO Number | PO Amount      | Vendor Fees |
|-------------------------------------------------------------|-----------|----------------|-------------|
| Trane                                                       | 309392    | \$319,189.00   | \$6,160.81  |
| Trane                                                       | 314664    | \$377,928.10   | \$7,558.56  |
| Varsity Spirit Fashions/CDT                                 | 302769    | \$35,268.07    | \$705.36    |
| Varsity Spirit Fashions/CDT                                 | 302711    | \$26,301.69    | \$526.03    |
| VED Heritage Properties, LTD. (Volvo & Mack Trucks of Waco) | 317246    | \$473,693.16   | \$400.00    |
| Total for contracts at \$25,000 or more                     |           | \$3,050,585.38 | \$50,685.76 |



**Eagle Pass ISD**

|                                                  | <b>PO Amount</b> | <b>Vendor Fees</b> |
|--------------------------------------------------|------------------|--------------------|
| Total for all other contracts or purchase orders | \$1,379,136.26   | \$27,557.53        |
| Total of all purchase orders processed           | \$4,429,721.64   | \$78,243.29        |
| Rebate Paid                                      |                  | (\$50,142.00)      |
| Net Amount of Fees Collected                     |                  | \$28,101.29        |
| Percentage of Vendor Service Fee Collected       |                  | 0.63%              |

June 18, 2021

Eagle Pass ISD

**RE: Report of TASB Energy Cooperative Fees September 1, 2019 – August 31, 2020**

The TASB Energy Cooperative (the “Cooperative”) is providing the following report of fees received by the Cooperative-awarded vendors for products and services your district or entity procured through the Cooperative during the last fiscal year (“Cooperative Fees”). **THIS IS NOT A BILL OR AN INVOICE.** The Cooperative is providing this information on prior fees paid in accordance with your Interlocal Participation Agreement with the Cooperative and in order for your district to determine its compliance with Section 44.0331 of the Education Code, which states:

- (a) A school district that enters into a purchasing contract valued at \$25,000 or more under Section 44.031(a)(5), under Subchapter F, Chapter 271, Local Government Code, or under any other cooperative purchasing program authorized for school districts by law shall document any contract-related fee, including any management fee, and the purpose of each fee under the contract.
- (b) The amount, purpose, and disposition of any fee described by Subsection (a) must be presented in a written report and submitted annually in an open meeting of the board of trustees of the school district. The written report must appear as an agenda item.
- (c) The commissioner may audit the written report described by Subsection (b)

The Interlocal Participation Agreement executed by your district allows the Cooperative to collect, directly or indirectly, aggregation, administration, or service fees from energy services vendors. The fees are stated in the agreements associated with each service and compensate the Cooperative for the services and functions performed under the Interlocal Participation Agreement and enable the Cooperative to pay the expenses involved in successfully operating a cooperative program.

**Electricity Program Fees:** The Cooperative Fee is included in the energy price in your entity’s agreement with the Cooperative’s awarded retail electric provider (“REP”) and is determined annually based upon a review of total electricity usage generating from Cooperative members for the respective Cooperative fiscal year and other factors. The portion of the Cooperative Fee that was included in your entity’s energy price is listed below.

**Fuel Program Fees:** The Cooperative Fee is included in the price of the fuel and ranges from one-half cent (\$0.005) to five cents (\$0.05) per gallon, depending on (i) the type and volume of fuel purchased and (ii) whether fuel is purchased on a fixed or index/rack rate basis.

|                |               |            |         |             |
|----------------|---------------|------------|---------|-------------|
| Eagle Pass ISD | - electricity | 15,667,723 | kWh     | \$17,077.77 |
| Eagle Pass ISD | - fuel        | 145,144    | gallons | \$7257.20   |

**FEE PAID SUMMARY FOR SEPTEMBER 2019 – AUGUST 2020**

TOTAL COOPERATIVE FEES: \$24,334.97

If you have any questions, please call us at 800-580-8272. Thank you for past support of the Cooperative and we look forward to providing you continued service in the upcoming year.

Respectfully,

TASB Energy Cooperative



December 1, 2020

RE: Cooperative Rebate Check

Dear BuyBoard member:

We are pleased to present your organization with the enclosed rebate check.

Because of your participation and confidence in The Local Government Purchasing Cooperative d/b/a BuyBoard® (Cooperative), the program has continued to grow over the last few years. The purchasing volume exceeded \$1.25 billion for the 2019-20 fiscal years, and membership has grown to over 2,900 governmental throughout the state.

As a result of the continued growth, the Cooperative is sending rebate checks to eligible members. The rebate is reflective of the Cooperative collecting more in vendor service fees than it needed to cover its annual expenditures. As a result, the Cooperative Board approved a distribution of \$10.5 million to be rebated to 1,091 members, based on each entities contribution to the Cooperative's excess revenue. The enclosed check results from your participation in the Cooperative for the 2019-20 fiscal years.

Our goal is to continue to offer high-quality products at competitive prices from top-performing vendors so that you always find value in the Cooperative and BuyBoard.

Thank you for your participation in the Cooperative, and we look forward to serving you even better in the future.

Sincerely,

Ms. Marta Alvarez  
Chair  
The Local Government Purchasing Cooperative



Lou Mireles  
Consultant  
Business Services

**TASB** Texas Association of School Boards

lupe.mireles@tasb.org  
800.580.8272 • Cell: 210.218.3867  
Fax: 800.211.5454

tasb.org P.O. Box 400, Austin, Texas 78767-0400  
12007 Research Blvd., Austin, Texas 78759-2439

The Local Government Purchasing  
Cooperative  
P.O. Box 400  
Austin, TX 78767-0400

Member Chase Bank, N.A., Dallas, TX


88-88/1418  
20329  
12/1/2020  
Vendor No: 159901

FIFTY THOUSAND ONE HUNDRED FORTY TWO AND 00/100\*\*\*

\*\*\*50,142.00

VOID IF NOT CASHED IN 60 DAYS

PAY TO THE ORDER OF EAGLE PASS ISD  
587 MADISON ST.  
EAGLE PASS, TX 78852



⑈00020329⑈ ⑆111300880⑆ 734240047⑈

THE FACE OF THIS CHECK IS BROWN ON WHITE PAPER AND AN ARTIFICIAL WATERMARK APPEARS ON BACK OF CHECK.

The Local Government Purchasing  
Cooperative  
P.O. Box 400  
Austin, TX 78767-0400

Net Amount: \$\*\*\*50,142.00  
Payee Name: EAGLE PASS ISD

20329  
12/1/2020

| Invoice Number | Invoice date | Description                  | Gross     | Discount | Amount Paid |
|----------------|--------------|------------------------------|-----------|----------|-------------|
| 120120         | 12/1/2020    | 2019-20 COOP BUYBOARD REBATE | 50,142.00 | 0.00     | 50,142.00   |
| Total          |              |                              |           |          | 50,142.00   |



A Department of Education Service Center Region 8, 4845 US Highway 271 North, Pittsburg, Texas 75686, (866) 839-8477

---

September 30, 2020

Re: TIPS Member – Delivery of TIPS Rewards

Dear Valued TIPS Member:

**Congratulations on earning the enclosed TIPS Rewards! TIPS strongly encourages you to cash this TIPS Reward Check as soon as possible but certainly no later than ninety (90) days to ensure immediate funding.**

We want to thank you for choosing to utilize The Interlocal Purchasing System (“TIPS”) for your cooperative purchasing needs. We constantly strive to improve our processes and serve you, our valued TIPS Members, to the best of our ability. Nothing means more to us than to know that you continue to depend on and trust TIPS with your purchases. We know that this year has been anything but easy for our TIPS Members, which is why TIPS could not be more excited to be writing to deliver your TIPS Rewards!

As you may be aware, TIPS Rewards Dollars are awarded based on all of your annual (fiscal year) purchases reported to and processed through TIPS within 30 days of the issue date. A TIPS Rewards purchase is considered completed once TIPS has received full payment from the Vendor. **We welcome you to login into your TIPS Member Portal, update all of your current Member information, and view a report of all reported TIPS purchases which contributed to your TIPS Rewards for the fiscal year.** If you are interested in reporting your TIPS purchases via a specified TIPS spreadsheet rather than reporting each individual purchase order, please send an email to [Karen.Walton@tips-usa.com](mailto:Karen.Walton@tips-usa.com) for additional details and qualifying factors.

We hope that your TIPS Rewards include every intended TIPS purchase. However, we would like to take this opportunity to encourage review and utilization of the **TIPS Purchase Order Reporting Requirements** to ensure that you are maximizing your TIPS Rewards and receiving every TIPS Reward dollar that you deserve:

- Visit the TIPS website at: [www.tips-usa.com](http://www.tips-usa.com) and search “All Contracts” or “All Vendors” to locate a specific Vendor, service, or product.
- When completing a TIPS purchase, the TIPS Member must request a TIPS Quote from the TIPS Vendor with the TIPS Contract Number referenced on the quote. You can easily request a quote using the TIPS Member Portal.
- If the Member decides to proceed with the purchase, the Member must submit the TIPS Quote & PO (payable to the awarded TIPS Vendor) both referencing the TIPS Contract Number, to [tipspo@tips-usa.com](mailto:tipspo@tips-usa.com).

- Please note that all vendor instructions must be included on the PO as vendor instructions detailed in the body of the email to [tipspo@tips-usa.com](mailto:tipspo@tips-usa.com) are not seen by the Vendor.
- A comprehensive list of “automated vendors” can be found at: [www.tips-usa.com/automatedvendors.cfm](http://www.tips-usa.com/automatedvendors.cfm). If the vendor is an “Automated Vendor” please send the TIPS Quote & PO directly to the vendor.
- Member payment will be made directly to the Vendor by the Member as agreed by the parties.
- In the event a Member submits PO directly to Vendor that is NOT an “Automated Vendor”, it must be immediately forwarded to TIPS marked as “confirmation only” within 30 days of the issue date. Please see the TIPS Reseller Procedure when using a Reseller of the primary TIPS Vendor.

Again, if you are interested in reporting your TIPS purchases via a specified TIPS spreadsheet rather than reporting each individual purchase order, please send an email to [Karen.Walton@tips-usa.com](mailto:Karen.Walton@tips-usa.com) for additional details and qualifying factors. For questions or concerns about your enclosed TIPS Rewards, please contact our Accounting Department at [accounting@tips-usa.com](mailto:accounting@tips-usa.com) or call 866-839-8477. For questions or concerns about your TIPS Member Portal, please call 866-839-8477 or email [Reid.Williams@tips-usa.com](mailto:Reid.Williams@tips-usa.com). Thank you again for choosing TIPS and we look forward to serving and rewarding you in this new fiscal year!

Thank you,

*Meredith Barton*

Chief Operating Officer  
4845 US Hwy 271 North  
Pittsburg, TX. 75686  
TOLL FREE: 866-839-8477  
[www.tips-usa.com](http://www.tips-usa.com)

| VENDOR COMPANY NAME |              | VENDOR NUMBER | VENDOR PHONE NO.          | CHECK DATE | CHECK NO.      |
|---------------------|--------------|---------------|---------------------------|------------|----------------|
| EAGLE PASS ISD      |              | 12665         |                           | 09-29-2020 | 054782         |
| INVOICE NUMBER      | INVOICE DATE | PO/PA NUMBER  | ACCOUNT CODE              |            | PAYMENT AMOUNT |
| TIPS REWARD         |              | 015210        | 712-62-6499.21-212-199000 |            | 153.69         |
| TOTAL               |              |               |                           |            | *****153.69    |

FOR SECURITY PURPOSES, THE FACE OF THIS DOCUMENT CONTAINS A COLORED BACKGROUND AND VOID PANTOGRAPH.

GUARANTY BOND BANK  
MT. PLEASANT, TEXAS

REGION VIII EDUCATION SERVICE CENTER  
P.O. BOX 1894 • MT. PLEASANT, TEXAS 75456-1894

54782

VENDOR NUMBER

12665

DATE

09-29-2020

CHECK NUMBER

054782

PAY \*\*\*\*\*153 DOLLARS AND \*69\*CENTS

AMOUNT

\*\*\*\*\*153.69

TO THE  
ORDER  
OF

EAGLE PASS ISD  
1420 EIDSON ROAD  
EAGLE PASS, TX 78852

BY

*Dennis L. Howard* MP  
Certification

BY

*Mickey Allen* MP

⑈054782⑈ ⑆111915327⑆ 1900247⑈

**BOARD OF TRUSTEES  
AGENDA**

|                                   |                                             |                                  |
|-----------------------------------|---------------------------------------------|----------------------------------|
| <input type="checkbox"/> Workshop | <input checked="" type="checkbox"/> Regular | <input type="checkbox"/> Special |
|-----------------------------------|---------------------------------------------|----------------------------------|

- (A)  Report Only  Recognition

**Presenter(s): ISMAEL MIJARES, DEPUTY SUPERINTENDENT FOR BUSINESS & FINANCE**

**Briefly describe the subject of the report or recognition presentation.**

REVIEW INVESTMENT OFFICER'S QUARTERLY REPORT OF INVESTMENT TRANSACTIONS FOR ALL FUNDS FOR THE QUARTER ENDED MAY 31, 2021.

- (B)  Action Item

**Presenter(s):**

**Briefly describe the action required.**

- (C) **Funding source: Identify the source of funds if any are required.**

- (D) **Clarification: Explain any question or issues that might be raised regarding this item.**

THE QUARTERLY INVESTMENT REPORT IS BEING PREPARED IN ACCORDANCE WITH BOARD POLICY CDA (LOCAL).



# EAGLE PASS INDEPENDENT SCHOOL DISTRICT

**TO:** Samuel Mijares, Superintendent

**FROM:** Ismael Mijares  
Deputy Superintendent for Business & Finance-Investment Officer

**DATE:** June 22, 2021

**SUBJECT:** *QUARTERLY INVESTMENT REPORT*

Ismael Mijares  
2021.07.07 13:47:05 -05'00'

Attached is the District's Quarterly Investment Report in accordance with Board Policy CDA (Local). The Report includes statements for the period ending May 31, 2021. The following is a summary of the amounts invested in various accounts.

## **LONESTAR INVESTMENT POOL - CORPORATE OVERNIGHT PLUS FUND**

|                                   |                        |
|-----------------------------------|------------------------|
| ELEMENTARY FUND                   | 397,183.87             |
| GENERAL FUND                      | 54,250,548.23          |
| INTEREST & SINKING FUND           | 4,240,662.14           |
| MAINTENANCE TAX NOTES SERIES 2019 | 458,587.51             |
| <b>TOTAL:</b>                     | <b>\$59,346,981.75</b> |

The grand total of the District's investments on May 31, 2021 was \$59,346,981.75  
The market value of these investments as of May 31, 2021 was \$59,352,819.20

# Eagle Pass Independent School District

## Schedule of Investments and Market Values

May 31, 2021

### LONESTAR INVESTMENT POOL - ***CORPORATE OVERNIGHT PLUS FUND:***

| Account                           | Investments<br><u>5/31/2020</u> | 3 mth. Avg.<br>Annual Yield | Market Values<br><u>5/31/2020</u> | Investments<br><u>5/31/2021</u> | 3 mth. Avg.<br>Annual Yield | Market Values<br><u>5/31/2021</u> |
|-----------------------------------|---------------------------------|-----------------------------|-----------------------------------|---------------------------------|-----------------------------|-----------------------------------|
| Elementary Fund                   | 413,418.90                      | 1.31%                       | 413,740.50                        | 397,183.87                      | 0.12%                       | 397,222.94                        |
| General Fund                      | 47,625,525.88                   | 1.31%                       | 47,662,573.92                     | 54,250,548.23                   | 0.12%                       | 54,255,884.38                     |
| Interest & Sinking Fund           | 3,855,589.73                    | 1.31%                       | 3,858,589.01                      | 4,240,662.14                    | 0.12%                       | 4,241,079.26                      |
| Maintenance Tax Notes Series 2019 | 1,840,784.04                    | 1.31%                       | 1,842,215.99                      | 458,587.51                      | 0.12%                       | 458,632.62                        |
| <b>TOTAL OF INVESTMENTS</b>       | <b><u>\$53,735,318.55</u></b>   | 1.31%                       | <b><u>\$53,777,119.42</u></b>     | <b><u>\$59,346,981.75</u></b>   | 0.12%                       | <b><u>\$59,352,819.20</u></b>     |

#### OTHER YIELD AVERAGES:

|                                                        | 05/31/2020* | 08/31/2020** | 11/30/2020* | 02/28/2021* | 05/31/2021* |
|--------------------------------------------------------|-------------|--------------|-------------|-------------|-------------|
| Lonestar Investment Pool-Corporate Overnight Plus Fund | 1.31%       | 1.43%        | 0.20%       | 0.15%       | 0.12%       |
| Wall Street Journal 91-Day US Treasury Bill            | 0.19%       | 0.89%        | 0.10%       | 0.07%       | 0.02%       |
| Wall Street Journal 6-Month US Treasury Bill           | 0.21%       | 0.89%        | 0.11%       | 0.08%       | 0.04%       |
| Cash in bank accounts                                  | 1.00%       | 0.41%        | 0.19%       | 0.12%       | 0.04%       |

\* 3-Month Average

\*\* 12-Month Average

#### NOTE:

**Cash in bank accounts as of 05/31/21--\$8,750,855.72:** Food Service Fund \$10,763.35; General Operating Fund \$8,658,130.71; AND I&S Fund \$81,961.66.

**Federal Deposit Insurance Corporation and Market Value of Pledged Amount:** \$250,000 + \$12,500,000 = **\$12,750,000.**

**EAGLE PASS INDEPENDENT SCHOOL DISTRICT**  
**Schedule of Investments and Interest Earned**  
**For Quarter Ending May 31, 2021**

**Quarterly: 03/01/2021 - 05/31/2021**

| Fund                              | Fund Code | Account Type                   | Investments                         | Interest Earned            | Investments                         | Interest Earned            |
|-----------------------------------|-----------|--------------------------------|-------------------------------------|----------------------------|-------------------------------------|----------------------------|
|                                   |           |                                | Account Balance<br>as of 05/31/2020 | 03/01/2020 to<br>5/31/2020 | Account Balance<br>as of 05/31/2021 | 03/01/2021 to<br>5/31/2021 |
| Elementary Fund                   | 865       | Corporate Overnight Plus Fund  | 413,418.90                          | 1,345.86                   | 397,183.87                          | 119.40                     |
| General Fund                      | 199       | Corporate Overnight Plus Fund  | 47,625,525.88                       | 163,851.87                 | 54,250,548.23                       | 15,806.53                  |
| Interest & Sinking Fund           | 518       | Corporate Overnight Plus Fund  | 3,855,589.73                        | 12,226.53                  | 4,240,662.14                        | 1,252.30                   |
| Maintenance Tax Notes Series 2019 | 177       | Corporate Overnight Plus Fund  | 1,840,784.04                        | 12,162.96                  | 458,587.51                          | 138.60                     |
|                                   |           | Total Invested/Interest Earned | <u>53,735,318.55</u>                | <u>189,587.22</u>          | <u>59,346,981.75</u>                | <u>17,316.83</u>           |

**Year to Date: 09/01/2020-05/31/2021**

| Fund                              | Fund Code | Account Type                   | Investments                         | Interest Earned            | Investments                         | Interest Earned            |
|-----------------------------------|-----------|--------------------------------|-------------------------------------|----------------------------|-------------------------------------|----------------------------|
|                                   |           |                                | Account Balance<br>as of 05/31/2020 | 09/01/2019 to<br>5/31/2020 | Account Balance<br>as of 05/31/2021 | 09/01/2020 to<br>5/31/2021 |
| Elementary Fund                   | 865       | Corporate Overnight Plus Fund  | 413,418.90                          | 5,335.13                   | 397,183.87                          | 465.01                     |
| General Fund                      | 199       | Corporate Overnight Plus Fund  | 47,625,525.88                       | 590,921.58                 | 54,250,548.23                       | 50,985.15                  |
| Interest & Sinking Fund           | 518       | Corporate Overnight Plus Fund  | 3,855,589.73                        | 28,353.61                  | 4,240,662.14                        | 2,372.74                   |
| Maintenance Tax Notes Series 2019 | 177       | Corporate Overnight Plus Fund  | 1,840,784.04                        | 46,634.89                  | 458,587.51                          | 586.45                     |
|                                   |           | Total Invested/Interest Earned | <u>53,735,318.55</u>                | <u>671,245.21</u>          | <u>59,346,981.75</u>                | <u>54,409.35</u>           |

**EAGLE PASS INDEPENDENT SCHOOL DISTRICT**

**Quarter Ending: 05/31/2021**

**Cash in Bank Accounts**

|                                          |              |                     |
|------------------------------------------|--------------|---------------------|
| <b>Food Service Fund</b>                 |              | 10,763.35           |
| <b>General Fund</b>                      |              |                     |
| Tax Collections-Escrow Account           | 351,968.35   |                     |
| Designated Purpose Fund                  | 8,521.91     |                     |
| Tax Collections-Credit Card/ACH Payments | 87,225.54    |                     |
| Payroll Fund                             | 2,020,269.29 |                     |
| Disbursement Fund                        | 1,258,093.34 |                     |
| Elementary Fund                          | 42,146.35    |                     |
| Eagle Pass ISD                           | 4,000,000.00 |                     |
| Health Insurance Fund                    | 575,154.79   |                     |
| General Operating                        | 314,751.14   | 8,658,130.71        |
| <b>I &amp; S Fund-Bond Series</b>        |              | 81,961.66           |
| <b>Total</b>                             |              | <b>8,750,855.72</b> |

|                                                |                      |
|------------------------------------------------|----------------------|
| * <b>Federal Deposit Insurance Corporation</b> | 250,000.00           |
| ** <b>Pledged Amount (LOC)</b>                 | 12,500,000.00        |
| <b>TOTAL</b>                                   | <b>12,750,000.00</b> |
| <b>Amount Over/(Under) Pledged</b>             | <b>3,999,144.28</b>  |

\* Federal Deposit Insurance Corporation (FDIC) amount provided by the U.S. government as collateral to insure deposits.  
 \*\* Irrevocable Letter of Credit (ILOC) amount provided by Compass Bank as collateral to protect deposits as required by the Public Funds Investment Act. The ILOC issued by Compass Bank is held independently by the Federal Home Loan Bank of Atlanta and the school district is the only entity that is entitled to draw funds against it should the bank fail.

| <b>Checking Account Interest Rates</b> |                 |                 | <b>3-Month<br/>Average</b> |
|----------------------------------------|-----------------|-----------------|----------------------------|
| <b>Mar-2021</b>                        | <b>Apr-2021</b> | <b>May-2021</b> | <b>0.04%</b>               |
| 0.07%                                  | 0.03%           | 0.02%           |                            |

| <b>CD Interest Rates*</b> |                |                |
|---------------------------|----------------|----------------|
| <b>3-Month</b>            | <b>6-Month</b> | <b>9-Month</b> |
| 0.01%                     | 0.01%          | 0.01%          |

**BBVA Compass will evaluate each CD rate solicitation upon request.**

\* rates as of May 31, 2021

BBVA COMPASS  
EAGLE PASS INDEPENDENT SCHOOL DISTRICT  
DEPOSITORY CONTRACT  
LIMITS

PLEGGED AMOUNT:

|                        |    |                      |
|------------------------|----|----------------------|
| FDIC                   | \$ | <b>250,000.00</b>    |
| SECURITIES: Book Value |    | -                    |
| Market Value           |    | -                    |
| Letter of credit (LOC) | \$ | <b>12,500,000.00</b> |

Total Collateral \$ 12,750,000.00

**BANK ACCOUNT BALANCES AS OF: May 28, 2021**

|                                 |            |              |                        |
|---------------------------------|------------|--------------|------------------------|
| Eagle Pass ISD                  | 3003202299 | 4,000,000.00 |                        |
| Designated Purpose Fund         | 3001202264 | 8,521.91     |                        |
| Disbursement Fund               | 3003202248 | 1,258,093.34 |                        |
| Elementary Fund                 | 3003202272 | 42,146.35    |                        |
| Tax Collections-Escrow Account  | 0110400402 | 351,968.35   |                        |
| Food Service Fund               | 3001202280 | 10,763.35    |                        |
| General Operating Fund          | 3003603125 | 314,751.14   |                        |
| Health Insurance Fund           | 2517032800 | 575,154.79   |                        |
| I&S Fund                        | 3003202307 | 81,961.66    |                        |
| Payroll Fund                    | 3003202221 | 2,020,269.29 |                        |
| Tax Collections-Credit Card/ACH | 3003018664 | 87,225.54    |                        |
| Certificates of Deposit         |            | \$           | -                      |
| Total Checking Account Balances |            |              | \$ 8,750,855.72        |
| Amount Over/(Under) Pledged     |            |              | <b>\$ 3,999,144.28</b> |

BBVA COMPASS  
EAGLE PASS INDEPENDENT SCHOOL DISTRICT  
DEPOSITORY CONTRACT  
LIMITS

PLEGGED AMOUNT:

|                        |    |                      |
|------------------------|----|----------------------|
| FDIC                   | \$ | <b>250,000.00</b>    |
| SECURITIES: Book Value |    | -                    |
| Market Value           |    | -                    |
| Letter of credit (LOC) | \$ | <b>10,000,000.00</b> |

Total Collateral \$ 10,250,000.00

**BANK ACCOUNT BALANCES AS OF: May 29, 2020**

|                                 |            |              |                        |
|---------------------------------|------------|--------------|------------------------|
| Eagle Pass ISD                  | 3003202299 | -            |                        |
| Designated Purpose Fund         | 3001202264 | 257,338.71   |                        |
| Disbursement Fund               | 3003202248 | 789,664.25   |                        |
| Elementary Fund                 | 3003202272 | 85,171.46    |                        |
| Tax Collections-Escrow Account  | 0110400402 | 348,736.48   |                        |
| Food Service Fund               | 3001202280 | 37,432.53    |                        |
| General Operating Fund          | 3003603125 | 1,234,687.68 |                        |
| Health Insurance Fund           | 2517032800 | 507,897.25   |                        |
| I&S Fund                        | 3003202307 | 98,766.10    |                        |
| Payroll Fund                    | 3003202221 | 2,048,806.44 |                        |
| Tax Collections-Credit Card/ACH | 3003018664 | 58,072.00    |                        |
| Certificates of Deposit         |            | \$ -         |                        |
| Total Checking Account Balances |            |              | \$ 5,466,572.90        |
| Amount Over/(Under) Pledged     |            |              | <b>\$ 4,783,427.10</b> |

Participant #: 159901

**Lone Star™** 2021 3rd Quarter  
Investment Pool **Quarterly Statement**

Statement Period: 03/01/2021 to 05/31/2021

Ismael Mijares  
Eagle Pass ISD  
587 Madison St  
Eagle Pass, Texas 78852



**Summary of Portfolio Holdings**

| Account                | Fund                          | Number of Shares | Price Per Share | Account Book Value (USD) | Account Market Value (USD) | % Port. |
|------------------------|-------------------------------|------------------|-----------------|--------------------------|----------------------------|---------|
| <i>Elementary Fund</i> | Corporate Overnight Plus Fund | 397,183.87       | 1.00            | 397,183.87               | 397,222.94                 | 0.67%   |
| <b>Totals:</b>         |                               |                  |                 | <b>397,183.87</b>        | <b>397,222.94</b>          |         |

| Account             | Fund                          | Number of Shares | Price Per Share | Account Book Value (USD) | Account Market Value (USD) | % Port. |
|---------------------|-------------------------------|------------------|-----------------|--------------------------|----------------------------|---------|
| <i>General Fund</i> | Corporate Overnight Plus Fund | 54,250,548.23    | 1.00            | 54,250,548.23            | 54,255,884.38              | 91.41%  |
| <b>Totals:</b>      |                               |                  |                 | <b>54,250,548.23</b>     | <b>54,255,884.38</b>       |         |

| Account                            | Fund                          | Number of Shares | Price Per Share | Account Book Value (USD) | Account Market Value (USD) | % Port. |
|------------------------------------|-------------------------------|------------------|-----------------|--------------------------|----------------------------|---------|
| <i>Interest &amp; Sinking Fund</i> | Corporate Overnight Plus Fund | 4,240,662.14     | 1.00            | 4,240,662.14             | 4,241,079.26               | 7.15%   |
| <b>Totals:</b>                     |                               |                  |                 | <b>4,240,662.14</b>      | <b>4,241,079.26</b>        |         |

| Account                                          | Fund                          | Number of Shares | Price Per Share | Account Book Value (USD) | Account Market Value (USD) | % Port. |
|--------------------------------------------------|-------------------------------|------------------|-----------------|--------------------------|----------------------------|---------|
| <i>Maintenance Tax Note Series 2019 Proceeds</i> | Corporate Overnight Plus Fund | 458,587.51       | 1.00            | 458,587.51               | 458,632.62                 | 0.77%   |
| <b>Totals:</b>                                   |                               |                  |                 | <b>458,587.51</b>        | <b>458,632.62</b>          |         |

**Totals**

| Fund                          | Number of Shares | Price Per Share | Fund Balance (USD)   | % Port.         |
|-------------------------------|------------------|-----------------|----------------------|-----------------|
| Corporate Overnight Fund      | 0.00             | 1.00            | 0.00                 | 0.00 %          |
| Government Overnight Fund     | 0.00             | 1.00            | 0.00                 | 0.00 %          |
| Corporate Overnight Plus Fund | 59,346,981.75    | 1.00            | 59,346,981.75        | 100.00 %        |
| <b>Total Value:</b>           |                  |                 | <b>59,346,981.75</b> | <b>100.00 %</b> |

**Portfolio Transactions**

**Elementary Fund - Corporate Overnight Plus Fund**

| Settle Date | Trade Type       | Share Balance | Number of Shares | Price/Share | Amount (USD) |
|-------------|------------------|---------------|------------------|-------------|--------------|
| 03/01/2021  | Starting Balance | 391,992.84    |                  |             | 391,992.84   |
| 03/09/2021  | Transfer Out     | 391,941.08    | -51.76           | 1.00        | -51.76       |
| 03/09/2021  | Transfer Out     | 391,901.32    | -39.76           | 1.00        | -39.76       |
| 03/31/2021  | Interest         | 391,942.98    | 41.66            | 1.00        | 41.66        |
| 04/06/2021  | Transfer In      | 395,942.98    | 4,000.00         | 1.00        | 4,000.00     |
| 04/12/2021  | Transfer In      | 397,276.31    | 1,333.33         | 1.00        | 1,333.33     |
| 04/19/2021  | Transfer Out     | 397,187.45    | -88.86           | 1.00        | -88.86       |
| 04/30/2021  | Interest         | 397,227.11    | 39.66            | 1.00        | 39.66        |
| 05/27/2021  | Transfer Out     | 397,185.45    | -41.66           | 1.00        | -41.66       |
| 05/27/2021  | Transfer Out     | 397,145.79    | -39.66           | 1.00        | -39.66       |
| 05/28/2021  | Interest         | 397,183.87    | 38.08            | 1.00        | 38.08        |
| 05/31/2021  | Ending Balance   | 397,183.87    |                  |             | 397,183.87   |

**General Fund - Corporate Overnight Plus Fund**

| Settle Date | Trade Type                                      | Share Balance | Number of Shares | Price/Share | Amount (USD)  |
|-------------|-------------------------------------------------|---------------|------------------|-------------|---------------|
| 03/01/2021  | Starting Balance                                | 59,507,088.81 |                  |             | 59,507,088.81 |
| 03/01/2021  | Withdrawal                                      | 55,511,101.37 | -3,995,987.44    | 1.00        | -3,995,987.44 |
| 03/01/2021  | Withdrawal                                      | 55,487,101.37 | -24,000.00       | 1.00        | -24,000.00    |
| 03/02/2021  | Deposit                                         | 57,987,101.37 | 2,500,000.00     | 1.00        | 2,500,000.00  |
| 03/02/2021  | Withdrawal                                      | 56,787,101.37 | -1,200,000.00    | 1.00        | -1,200,000.00 |
| 03/02/2021  | Withdrawal                                      | 55,757,234.37 | -1,029,867.00    | 1.00        | -1,029,867.00 |
| 03/04/2021  | Withdrawal                                      | 55,751,391.82 | -5,842.55        | 1.00        | -5,842.55     |
| 03/04/2021  | Withdrawal                                      | 52,751,391.82 | -3,000,000.00    | 1.00        | -3,000,000.00 |
| 03/05/2021  | Vendor Payment<br>TASB Risk Management Fund     | 52,673,438.20 | -77,953.62       | 1.00        | -77,953.62    |
| 03/09/2021  | Transfer In                                     | 52,673,489.96 | 51.76            | 1.00        | 51.76         |
| 03/09/2021  | Transfer In                                     | 52,673,529.72 | 39.76            | 1.00        | 39.76         |
| 03/09/2021  | Vendor Payment<br>J P Sanchez                   | 52,326,836.72 | -346,693.00      | 1.00        | -346,693.00   |
| 03/09/2021  | Vendor Payment<br>J P Sanchez                   | 51,920,474.22 | -406,362.50      | 1.00        | -406,362.50   |
| 03/10/2021  | Vendor Payment<br>E 3 Entegral Solutions, Inc.  | 51,581,131.07 | -339,343.15      | 1.00        | -339,343.15   |
| 03/11/2021  | Deposit                                         | 51,585,843.93 | 4,712.86         | 1.00        | 4,712.86      |
| 03/12/2021  | Vendor Payment<br>Tristar Risk Management       | 51,580,820.44 | -5,023.49        | 1.00        | -5,023.49     |
| 03/12/2021  | Vendor Payment<br>Tristar Risk Management       | 51,577,434.44 | -3,386.00        | 1.00        | -3,386.00     |
| 03/12/2021  | Vendor Payment<br>Texas State Natural Gas, Inc. | 51,573,951.04 | -3,483.40        | 1.00        | -3,483.40     |
| 03/22/2021  | Withdrawal                                      | 50,073,951.04 | -1,500,000.00    | 1.00        | -1,500,000.00 |
| 03/23/2021  | Deposit                                         | 51,973,951.04 | 1,900,000.00     | 1.00        | 1,900,000.00  |
| 03/23/2021  | Withdrawal                                      | 51,961,295.35 | -12,655.69       | 1.00        | -12,655.69    |
| 03/23/2021  | Withdrawal                                      | 51,461,295.35 | -500,000.00      | 1.00        | -500,000.00   |
| 03/24/2021  | Withdrawal                                      | 49,311,295.35 | -2,150,000.00    | 1.00        | -2,150,000.00 |
| 03/24/2021  | Withdrawal                                      | 49,306,582.49 | -4,712.86        | 1.00        | -4,712.86     |
| 03/24/2021  | Vendor Payment<br>HEB Grocery Company, LP       | 49,305,494.12 | -1,088.37        | 1.00        | -1,088.37     |
| 03/25/2021  | Deposit                                         | 59,928,310.12 | 10,622,816.00    | 1.00        | 10,622,816.00 |
| 03/25/2021  | Withdrawal                                      | 59,178,310.12 | -750,000.00      | 1.00        | -750,000.00   |
| 03/30/2021  | Withdrawal                                      | 59,156,708.69 | -21,601.43       | 1.00        | -21,601.43    |
| 03/31/2021  | Deposit                                         | 59,160,708.69 | 4,000.00         | 1.00        | 4,000.00      |
| 03/31/2021  | Interest                                        | 59,166,421.20 | 5,712.51         | 1.00        | 5,712.51      |
| 04/01/2021  | Deposit                                         | 59,213,963.94 | 47,542.74        | 1.00        | 47,542.74     |

**General Fund - Corporate Overnight Plus Fund (Continued)**

| Settle Date | Trade Type                                      | Share Balance | Number of Shares | Price/Share | Amount (USD)  |
|-------------|-------------------------------------------------|---------------|------------------|-------------|---------------|
| 04/01/2021  | Vendor Payment<br>Tristar Risk Management       | 59,207,342.80 | -6,621.14        | 1.00        | -6,621.14     |
| 04/06/2021  | Transfer Out                                    | 59,203,342.80 | -4,000.00        | 1.00        | -4,000.00     |
| 04/06/2021  | Withdrawal                                      | 56,503,342.80 | -2,700,000.00    | 1.00        | -2,700,000.00 |
| 04/07/2021  | Vendor Payment<br>A E Hiller & Sons, Inc.       | 56,482,861.80 | -20,481.00       | 1.00        | -20,481.00    |
| 04/07/2021  | Vendor Payment<br>J P Sanchez                   | 56,239,281.80 | -243,580.00      | 1.00        | -243,580.00   |
| 04/07/2021  | Withdrawal                                      | 56,191,739.06 | -47,542.74       | 1.00        | -47,542.74    |
| 04/08/2021  | Withdrawal                                      | 55,191,739.06 | -1,000,000.00    | 1.00        | -1,000,000.00 |
| 04/09/2021  | Deposit                                         | 55,193,072.39 | 1,333.33         | 1.00        | 1,333.33      |
| 04/12/2021  | Transfer Out                                    | 55,191,739.06 | -1,333.33        | 1.00        | -1,333.33     |
| 04/13/2021  | Deposit                                         | 56,130,477.02 | 938,737.96       | 1.00        | 938,737.96    |
| 04/13/2021  | Withdrawal                                      | 55,191,739.06 | -938,737.96      | 1.00        | -938,737.96   |
| 04/14/2021  | Vendor Payment<br>HEB Grocery Company, LP       | 55,190,360.33 | -1,378.73        | 1.00        | -1,378.73     |
| 04/14/2021  | Vendor Payment<br>Texas State Natural Gas, Inc. | 55,188,357.62 | -2,002.71        | 1.00        | -2,002.71     |
| 04/19/2021  | Transfer In                                     | 55,188,446.48 | 88.86            | 1.00        | 88.86         |
| 04/20/2021  | Withdrawal                                      | 53,188,446.48 | -2,000,000.00    | 1.00        | -2,000,000.00 |
| 04/20/2021  | Vendor Payment<br>Tristar Risk Management       | 53,184,692.98 | -3,753.50        | 1.00        | -3,753.50     |
| 04/22/2021  | Deposit                                         | 54,559,382.92 | 1,374,689.94     | 1.00        | 1,374,689.94  |
| 04/22/2021  | Withdrawal                                      | 53,009,382.92 | -1,550,000.00    | 1.00        | -1,550,000.00 |
| 04/22/2021  | Withdrawal                                      | 51,634,692.98 | -1,374,689.94    | 1.00        | -1,374,689.94 |
| 04/23/2021  | Deposit                                         | 52,022,664.98 | 387,972.00       | 1.00        | 387,972.00    |
| 04/27/2021  | Withdrawal                                      | 51,987,479.13 | -35,185.85       | 1.00        | -35,185.85    |
| 04/28/2021  | Deposit                                         | 51,997,830.47 | 10,351.34        | 1.00        | 10,351.34     |
| 04/29/2021  | Vendor Payment<br>Tristar Risk Management       | 51,994,409.42 | -3,421.05        | 1.00        | -3,421.05     |
| 04/29/2021  | Withdrawal                                      | 51,094,409.42 | -900,000.00      | 1.00        | -900,000.00   |
| 04/30/2021  | Interest                                        | 51,099,897.59 | 5,488.17         | 1.00        | 5,488.17      |
| 05/04/2021  | Withdrawal                                      | 49,599,897.59 | -1,500,000.00    | 1.00        | -1,500,000.00 |
| 05/05/2021  | Withdrawal                                      | 48,999,897.59 | -600,000.00      | 1.00        | -600,000.00   |
| 05/06/2021  | Withdrawal                                      | 46,999,897.59 | -2,000,000.00    | 1.00        | -2,000,000.00 |
| 05/11/2021  | Vendor Payment<br>J P Sanchez                   | 46,730,145.09 | -269,752.50      | 1.00        | -269,752.50   |
| 05/13/2021  | Vendor Payment<br>Texas State Natural Gas, Inc. | 46,728,695.34 | -1,449.75        | 1.00        | -1,449.75     |
| 05/13/2021  | Vendor Payment<br>Tristar Risk Management       | 46,723,524.12 | -5,171.22        | 1.00        | -5,171.22     |
| 05/14/2021  | Vendor Payment<br>HEB Grocery Company, LP       | 46,721,820.79 | -1,703.33        | 1.00        | -1,703.33     |
| 05/18/2021  | Withdrawal                                      | 43,721,820.79 | -3,000,000.00    | 1.00        | -3,000,000.00 |
| 05/20/2021  | Withdrawal                                      | 41,721,820.79 | -2,000,000.00    | 1.00        | -2,000,000.00 |
| 05/20/2021  | Vendor Payment<br>A E Hiller & Sons, Inc.       | 41,577,734.77 | -144,086.02      | 1.00        | -144,086.02   |
| 05/20/2021  | Vendor Payment<br>Davis Powell Architecture     | 41,551,694.77 | -26,040.00       | 1.00        | -26,040.00    |
| 05/24/2021  | Deposit                                         | 41,589,398.88 | 37,704.11        | 1.00        | 37,704.11     |
| 05/24/2021  | Deposit                                         | 44,331,287.88 | 2,741,889.00     | 1.00        | 2,741,889.00  |
| 05/24/2021  | Deposit                                         | 44,416,131.88 | 84,844.00        | 1.00        | 84,844.00     |
| 05/24/2021  | Deposit                                         | 44,425,823.88 | 9,692.00         | 1.00        | 9,692.00      |
| 05/24/2021  | Deposit                                         | 44,425,874.88 | 51.00            | 1.00        | 51.00         |
| 05/24/2021  | Deposit                                         | 44,484,713.20 | 58,838.32        | 1.00        | 58,838.32     |
| 05/24/2021  | Deposit                                         | 44,699,582.20 | 214,869.00       | 1.00        | 214,869.00    |

**General Fund - Corporate Overnight Plus Fund (Continued)**

| Settle Date | Trade Type                                                                               | Share Balance | Number of Shares | Price/Share | Amount (USD)  |
|-------------|------------------------------------------------------------------------------------------|---------------|------------------|-------------|---------------|
| 05/24/2021  | Deposit                                                                                  | 45,296,708.20 | 597,126.00       | 1.00        | 597,126.00    |
| 05/24/2021  | Withdrawal                                                                               | 43,793,593.77 | -1,503,114.43    | 1.00        | -1,503,114.43 |
| 05/25/2021  | Deposit                                                                                  | 44,093,593.77 | 300,000.00       | 1.00        | 300,000.00    |
| 05/25/2021  | Deposit                                                                                  | 54,206,665.77 | 10,113,072.00    | 1.00        | 10,113,072.00 |
| 05/25/2021  | Adjustment Add Shares<br>Correction of misposted deposit<br>Effective as of 5/24/2021    | 54,216,347.77 | 9,682.00         | 1.00        | 9,682.00      |
| 05/25/2021  | Adjustment Deduct Shares<br>Correction of misposted deposit<br>Effective as of 5/24/2021 | 54,206,655.77 | -9,692.00        | 1.00        | -9,692.00     |
| 05/25/2021  | Withdrawal                                                                               | 54,172,143.18 | -34,512.59       | 1.00        | -34,512.59    |
| 05/27/2021  | Deposit                                                                                  | 54,249,143.18 | 77,000.00        | 1.00        | 77,000.00     |
| 05/27/2021  | Transfer In                                                                              | 54,249,182.84 | 39.66            | 1.00        | 39.66         |
| 05/27/2021  | Transfer In                                                                              | 54,249,224.50 | 41.66            | 1.00        | 41.66         |
| 05/28/2021  | Vendor Payment<br>Tristar Risk Management                                                | 54,245,942.38 | -3,282.12        | 1.00        | -3,282.12     |
| 05/28/2021  | Interest                                                                                 | 54,250,548.23 | 4,605.85         | 1.00        | 4,605.85      |
| 05/31/2021  | Ending Balance                                                                           | 54,250,548.23 |                  |             | 54,250,548.23 |

**Interest & Sinking Fund - Corporate Overnight Plus Fund**

| Settle Date | Trade Type       | Share Balance | Number of Shares | Price/Share | Amount (USD) |
|-------------|------------------|---------------|------------------|-------------|--------------|
| 03/01/2021  | Starting Balance | 4,039,409.84  |                  |             | 4,039,409.84 |
| 03/31/2021  | Interest         | 4,039,839.18  | 429.34           | 1.00        | 429.34       |
| 04/13/2021  | Deposit          | 4,239,839.18  | 200,000.00       | 1.00        | 200,000.00   |
| 04/30/2021  | Interest         | 4,240,255.68  | 416.50           | 1.00        | 416.50       |
| 05/28/2021  | Interest         | 4,240,662.14  | 406.46           | 1.00        | 406.46       |
| 05/31/2021  | Ending Balance   | 4,240,662.14  |                  |             | 4,240,662.14 |

**Maintenance Tax Note Series 2019 Proceeds - Corporate Overnight Plus Fund**

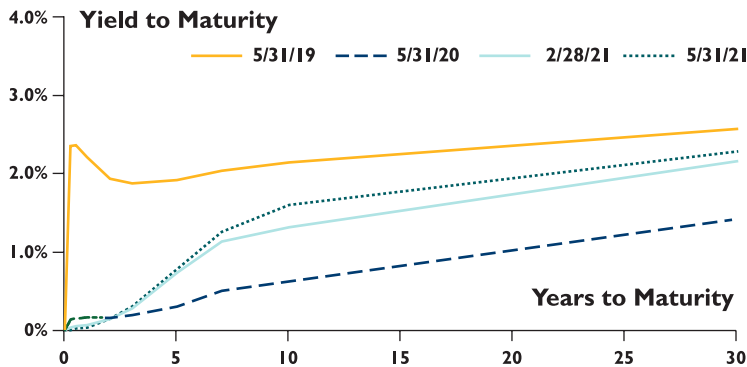
| Settle Date | Trade Type       | Share Balance | Number of Shares | Price/Share | Amount (USD) |
|-------------|------------------|---------------|------------------|-------------|--------------|
| 03/01/2021  | Starting Balance | 458,448.91    |                  |             | 458,448.91   |
| 03/31/2021  | Interest         | 458,497.64    | 48.73            | 1.00        | 48.73        |
| 04/30/2021  | Interest         | 458,543.56    | 45.92            | 1.00        | 45.92        |
| 05/28/2021  | Interest         | 458,587.51    | 43.95            | 1.00        | 43.95        |
| 05/31/2021  | Ending Balance   | 458,587.51    |                  |             | 458,587.51   |

**Important Information about this statement**

Please review this statement carefully, it is the official record of your account with Lone Star Investment Pool and First Public, LLC. If you disagree with any transaction, or if there are any errors or omissions in this statement please notify us promptly in writing, but no later than 10 business days after receipt of this statement. Trades pending settlement will not appear on this statement. All such trades will appear in the next monthly statement. The yield for the period is an annualized rate that reflects the relationship between the average amount of income earned and the average daily balance for the account. Please notify First Public promptly and in writing of any changes of address or phone number. Times of transactions will be furnished upon written request. The Lone Star Investment Pool Information Statement should be read carefully before investing. Investors should consider the investment objectives, risks, charges and expenses associated with municipal fund securities before investing. All transactions are no load. No remuneration has, or will be, paid to any entity in connection with this transaction. An investor may obtain an Information Statement by contacting First Public at the address and phone number identified above. An investment in Lone Star investment Pool is not insured or guaranteed by the Federal Deposit Insurance Corporation ("FDIC") or any other government agency and although Lone Star Investment Pool seeks to preserve the value of the investment at a fixed share price, it is possible to lose money by investing in municipal fund securities.

# Quarterly Position Report

## May 31, 2021



The Treasury yield curve continued to steepen in the three-month period ending in May. Yields on longer maturing bonds rose as much as 19 basis points on the improving economic and rising inflation outlook. Yields on bonds maturing in less than one year fell up to three basis points as the Fed has been adamant that inflation is transitory and has implied that the target rate will remain near zero through at least next year. Several Fed members have indicated that the Fed should begin discussing plans to taper asset purchases. Equity prices continued to rally as both the Dow and S&P 500 touched all-time highs in early May.

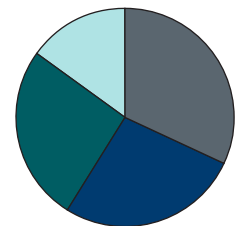
As more Americans continue to get vaccinated, activity is rebounding vigorously as indicated by the 559,000 jobs created, on net, in May. The majority of the gains were outside the goods-producing sector as leisure and hospitality jobs surged. The FOMC will meet on June 16. The market will be watching to see if a technical adjustment is made to RRP/IOER to provide relief to very short government yields which have been trading in negative territory.

### Government Overnight Fund

Duration 0.22685

|                              | Participant Assets | Market Value     |
|------------------------------|--------------------|------------------|
| Beginning-of-Quarter Balance | 5,826,245,222.60   | 5,826,608,204.48 |
| Deposits                     | 1,265,004,625.81   |                  |
| Withdrawals                  | (2,602,973,788.60) |                  |
| End-of-Quarter Balance       | 4,488,276,059.81   | 4,488,651,101.89 |

|            |     |
|------------|-----|
| Agencies   | 32% |
| MM Funds   | 27% |
| Treasuries | 26% |
| Cash/Repo  | 15% |

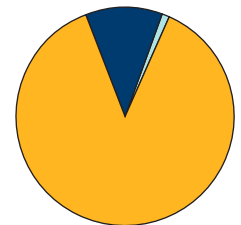


### Corporate Overnight Fund

Duration 0.19508

|                              | Participant Assets | Market Value     |
|------------------------------|--------------------|------------------|
| Beginning-of-Quarter Balance | 4,625,816,388.68   | 4,626,074,863.17 |
| Deposits                     | 850,907,174.92     |                  |
| Withdrawals                  | (1,563,889,100.42) |                  |
| End-of-Quarter Balance       | 3,912,834,463.18   | 3,913,135,690.97 |

|                  |     |
|------------------|-----|
| Commercial Paper | 87% |
| MM Funds         | 12% |
| Cash/Repo        | 1%  |

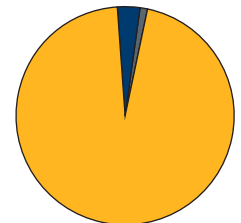


### Corporate Overnight Plus Fund

Duration 0.24657

|                              | Participant Assets | Market Value     |
|------------------------------|--------------------|------------------|
| Beginning-of-Quarter Balance | 8,007,421,772.16   | 8,008,110,881.00 |
| Deposits                     | 2,858,170,869.95   |                  |
| Withdrawals                  | (3,455,718,100.03) |                  |
| End-of-Quarter Balance       | 7,409,874,542.08   | 7,410,603,386.31 |

|                  |     |
|------------------|-----|
| Commercial Paper | 96% |
| MM Funds         | 3%  |
| Agencies         | 1%  |



### Returns

|                          | March        |                 | April        |                 | May          |                 |
|--------------------------|--------------|-----------------|--------------|-----------------|--------------|-----------------|
|                          | Average Rate | 7-day SEC Yield | Average Rate | 7-day SEC Yield | Average Rate | 7-day SEC Yield |
| Govt Overnight Fund      | 0.01%        | 0.01%           | 0.01%        | 0.01%           | 0.01%        | 0.01%           |
| Corp Overnight Fund      | 0.09%        | 0.09%           | 0.09%        | 0.08%           | 0.08%        | 0.08%           |
| Corp Overnight Plus Fund | 0.13%        | 0.12%           | 0.12%        | 0.12%           | 0.11%        | 0.11%           |

*William Mastrodicasa*  
William Mastrodicasa

Lone Star Investment Pool Investment Officers

*Tammy Davis*  
Tammy Davis

**BOARD OF TRUSTEES  
AGENDA**

|                                   |                                  |                                  |
|-----------------------------------|----------------------------------|----------------------------------|
| <input type="checkbox"/> Workshop | <input type="checkbox"/> Regular | <input type="checkbox"/> Special |
|-----------------------------------|----------------------------------|----------------------------------|

- (A)  Report Only  Recognition

**Presenter(s):**

**Briefly describe the subject of the report or recognition presentation.**

- (B)  Action Item

**Presenter(s):**

**Briefly describe the action required.**

**ACTION ITEMS**

- (C) **Funding source: Identify the source of funds if any are required.**

- (D) **Clarification: Explain any question or issues that might be raised regarding this item.**

# BOARD OF TRUSTEES AGENDA

|                          |                 |                                     |                |                          |                |
|--------------------------|-----------------|-------------------------------------|----------------|--------------------------|----------------|
| <input type="checkbox"/> | <b>Workshop</b> | <input checked="" type="checkbox"/> | <b>Regular</b> | <input type="checkbox"/> | <b>Special</b> |
|--------------------------|-----------------|-------------------------------------|----------------|--------------------------|----------------|

- (A)  **Report Only**  **Recognition**

**Presenter(s):**

**Briefly describe the subject of the report or recognition presentation.**

- (B)  **Action Item**

**DAVID CAMARILLO, EXECUTIVE DIRECTOR FOR INSTRUCTION**

**Presenter(s): PATRICK SALINAS, INSTRUCTIONAL TECHNOLOGY DIRECTOR**

**Briefly describe the action required.**

CONSIDER AND TAKE APPROPRIATE ACTION ON THE REQUEST TO APPROVE FINAL INSTRUCTIONAL MATERIALS RECOMMENDATIONS CONSIDERED UNDER PROCLAMATION 2021 AS EXAMINED AND SELECTED BY THE TECHNOLOGY AND INSTRUCTIONAL MATERIALS ALLOTMENT TEAM.

- (C) **Funding source: Identify the source of funds if any are required.**

- (D) **Clarification: Explain any question or issues that might be raised regarding this item.**

-UNDER SEPARATE COVER.

# *Eagle Pass Independent School District*

649 Webster St. • Office of Instructional Technology • (830)773-5181  
Eagle Pass, TX 78852

## **MEMORANDUM**

**To:** Samuel Mijares, Superintendent of Schools  
**From:** Patrick Salinas, Instructional Technology Director  
**Date:** June 29, 2021  
**RE: PROCLAMATION 2021 TIMA TEAM RECOMMENDATIONS**

---

Proclamation 2021 Instructional Materials recommendations have been finalized by the Technology and Instructional Materials Allotment (TIMA) Team and are being submitted for School Board review and approval in accordance with policy EFA (LEGAL). Please refer to the attached recommendations listing as selected by the TIMA Team and supported by campus committee recommendations.

Proclamation 2021 calls for new instructional materials for English and Spanish Prekindergarten systems. All four Early Childhood campus committees recommended the listed instructional materials system.

Please do not hesitate to contact me should you have any questions or concerns.

Approved: \_\_\_\_\_



David Camarillo, Executive Director for Instruction





**BOARD OF TRUSTEES  
AGENDA**

|                                   |                                             |                                  |
|-----------------------------------|---------------------------------------------|----------------------------------|
| <input type="checkbox"/> WORKSHOP | <input checked="" type="checkbox"/> REGULAR | <input type="checkbox"/> SPECIAL |
|-----------------------------------|---------------------------------------------|----------------------------------|

- (A)  Report Only  Recognition

Presenter(s):

Briefly describe the subject of the report or recognition presentation.

- (B)  Action Item

Presenter(s): **David Camarillo, Executive Director for Instruction**  
**Ana Laura Castellón, Career & Technical Education Director**

Briefly describe the action required.

**CONSIDER AND TAKE APPROPRIATE ACTION ON THE REQUEST TO APPROVE THE CONSULTANT CONTRACT BETWEEN EAGLE PASS ISD AND THE CITY OF EAGLE PASS / FIRE DEPT. WHO WILL PROVIDE THE EPHS AND CCWHS HEALTH SCIENCE STUDENTS THE OPPORTUNITY TO OBTAIN A CERTIFICATION FOR EMERGENCY MEDICAL TECHNICIAN**

- (C) Funding source: Identify the source of funds if any are required.

**244 – Carl Perkins Grant**

- (D) Clarification: Explain any questions or issues that might be raised regarding this item.



# Eagle Pass Independent School District Career and Technical Education

**DATE:** June 30, 2021  
**TO:** Samuel Mijares, Superintendent  
**FROM:** Ana Laura Castellón, Career & Technical Education Director *alc*  
**RE:** Consultant Contract between EPISD and City of Eagle Pass  
(Emergency Medical Technician course)

---

Attached is a Consultant Contract between Eagle Pass ISD and the City of Eagle Pass. This contract will allow EPHS and CCWHS students enrolled under the Health Science program to train and test for the Emergency Medical Technician Certification under the Eagle Pass Fire Department EMT instructors. With this certification students main obtain employment with any fire department, hospital or private emergency ambulance entity.

The cost will be \$17,600 for 15 students for the 2021 – 2022 school year, please see attached proposal. I respectfully request that this item be presented to the EPISD Board of Trustees at the next regular scheduled meeting for approval.

Please call me if you need additional information.

Attachments: 2 originals (contract and proposal)

Approval:   
David Camarillo, Executive Director for Instruction

Approval: \_\_\_\_\_  
Samuel Mijares, Superintendent of Schools

# EAGLE PASS INDEPENDENT SCHOOL DISTRICT

1420 EIDSON ROAD • EAGLE PASS, TEXAS 78852 • 830/773-5181

## CONSULTANT CONTRACT

This contract is entered into by and between City of Eagle Pass/Fire Dept. – 100 S. Monroe – Eagle Pass, Tx

(Name and Address)

hereinafter referred to as "Contractor" and the Eagle Pass Independent School District, a Texas political subdivision, hereinafter referred to as "District" on this the 13<sup>th</sup> day of July, 2021

1. The purpose of this Agreement is to set out the responsibilities of the parties hereto regarding the professional services to be rendered by contractor to District. District agrees to engage Contractor, and Contractor agrees to perform and/or provide the following services:  
Emergency Medical Technician course for the EPISD Health Science students from  
CC Winn HS and Eagle Pass HS at FCRTC.
2. Contractor will perform the services set forth herein in a timely and professional manner and to the District's satisfaction.
3. In exchange for the Contractor's services, District will pay Contractor a fee of \$ 17,600.00 **per hour/per day/flat fee** [circle one]. The total fee is not to exceed \$ 17,600.00. Any reimbursement for travel, meals, and lodging or other expenses will be in accordance with District policies and must be accompanied by appropriate receipts. Contractors will not be paid in advance of performing or providing the services. Invoices must be addressed to the Accounts Payable Dept. at the above address. Notwithstanding payment by the District pursuant to an approved invoice, the District reserves the right to audit said Agreement and the services rendered hereunder and to adjust said sum if incorrect or improper. Contractor agrees to refund to District any sums improperly or incorrectly paid Contractor upon notice of same by District. Payment on a properly submitted invoice will be made in accordance with the District disbursement payment schedule.
4. The contract will be effective on the 16th day of August, 2021, and will expire on the 20th day of May, 2022, unless sooner terminated as provided herein.
5. This contract may be terminated by the District without cause at any time and Contractor agrees to conclude services upon notification by District that Agreement has been terminated. Either District or Contractor may terminate this contract for convenience after giving the other party thirty (30) days advance written notice. Either District or Contractor may terminate this contract effective immediately for breach of any provision herein provided the non-breaching party gives the breaching party written notice of the breach and thirty (30) days to cure such breach. District may terminate this contract effective at the end of its fiscal year if funds are not appropriated for this contract for the ensuing fiscal year. If this contract is terminated for convenience, District will pay Contractor a prorated share of fees Contractor has earned up to the effective date of termination.
6. Contractor is not an employee of the District and is not entitled to fringe benefits. Furthermore, District will not deduct federal income taxes, FICA or any other funds required to be deducted by an employer as this is the responsibility of the Contractor. Contractor is an independent contractor, and District and Contractor have not entered into a joint venture or partnership in providing the services herein.

# EAGLE PASS INDEPENDENT SCHOOL DISTRICT

1420 EIDSON ROAD • EAGLE PASS, TEXAS 78852 • 830/773-5181

7. It is the intention of the parties that the Contractor be an independent Contractor and not an employee of the District under this Agreement and in order to protect the District, Contractor agrees, as consideration herein, to indemnify and hold the District, and its employees, officers and agents, harmless from any and all claims, demands, damages, causes of action, and costs of whatever kind of nature asserted by third parties and occurring or in any way incident to, arising out of, or in connection with any acts of the Contractor its agents, employees, and subcontractors, in the performance of this Agreement, unless such claim, damage injury of losses is the result of the sole negligence of the District.
8. In entering into this contract, Contractor agrees to abide by all District policies and regulations. Including, but not limited to, the Contractor agrees to provide the District with sign-in sheets, and evaluation of the service, along with copies of the materials and information used in connection with said service by Contractor, except those provided by District. Accordingly, Contractor agrees to provide such other information and execute other documents as may be required by District policies or regulations. In the conduct of this Agreement, Contractor shall be subject to the Texas State Board of Education rules and all regulations pertaining to this Agreement and the subject matter and to the laws of the State of Texas governing this Agreement, as well as to the Board policies of the District.
9. **Certification of Criminal History Record Information** - In accordance with state law and as set forth in the Attachment referenced herein, all required criminal history background checks will be performed prior to the performance of this agreement. Failure to properly complete the certifications or completion of the certification in a manner that is later deemed incomplete or inaccurate that results in the District being in jeopardy of violation of Texas Education Code § 22.085(c) will be good cause for early termination of this agreement at District discretion.
10. The District, the Texas Education Agency, the Comptroller General or any of their duly authorized representatives shall have access to any books, documents, or records of the Contractor which are directly related to this Agreement, for the purpose of making audit, examination, excerpts and transcriptions. Additionally, the Contractor shall maintain all required records for five (5) years after the District has made final payments and all other pending matters are closed.
11. Contractor may not subcontract or assign this contract or any of its rights hereunder to another person or entity.
12. All notices hereunder by either party to the other will be delivered personally or by certified mail, return receipt requested, and will be duly given when delivered personally or three business days after postmarked. If to District, notice will be sent to the Superintendent of Schools at 1420 Eidson Rd., Eagle Pass, Texas 78852. If to Contractor, notice will be sent to the signatory and at the address set forth herein.
13. This contract and the following attachments contain the entire agreement between District and Contractor for the services set forth herein and supersedes all prior or contemporaneous agreements, whether oral or written. This contract and its attachments cannot be modified without the advance written consent of each party.

Attachments: EMT course proposal

# EAGLE PASS INDEPENDENT SCHOOL DISTRICT

1420 EIDSON ROAD • EAGLE PASS, TEXAS 78852 • 830/773-5181

- 14. In accordance with district policy, there shall be no interruption of instruction during the school day. This contract is not valid unless approved by the EPISD Board of Trustees and/or the Superintendent.
- 15. This contract will be governed by the laws of the State of Texas and is performable in Maverick County, Texas.

IN WITNESS WHEREOF AND EXECUTED, the parties hereto have caused this contract to be executed as of the date and year first above written.

CONTRACTOR:

City of Eagle Pass / Fire Dept

BY: \_\_\_\_\_

TITLE: City Manager

DISTRICT:

**EAGLE PASS INDEPENDENT SCHOOL DISTRICT**

BY: [Signature] 6/29/21  
DIRECTOR/COORDINATOR/PRINCIPAL DATE

[Signature] 4/29/21  
ASST. SUPERINTENDENT/EXECUTIVE DIRECTOR DATE

\_\_\_\_\_  
SUPERINTENDENT DATE

APPROVED BY  
EPISD BOARD OF TRUSTEES

\_\_\_\_\_ DAY OF \_\_\_\_\_, 20\_\_\_\_\_

PLEASE ENCLOSE COPY OF BOARD AGENDA ITEM

**PROPOSAL TO CONDUCT AN EMT COURSE  
FOR  
EAGLE PASS ISD**

Submitted by: Luis Gonzalez, LP, Course Coordinator

Date: June 28, 2021

Proposed Course Dates: August 16, 2021, to May 20, 2022

The following personnel are certified instructors that will be used during the course.

|                          |                                 |
|--------------------------|---------------------------------|
| Luis Gonzalez, Paramedic | EMS Coordinator/ Instructor     |
| Pedro Abrego, EMT-B      | Lead EMS Instructor             |
| Manual Roman, EMT-I      | Fire and EMS Instructor/Proctor |
| Michael Morales, EMT-P   | Fire and EMS Instructor/Proctor |
| Jose C Garza, EMT-P      | Fire and EMS Instructor/Proctor |

|                                                |     |   |         |          |                    |
|------------------------------------------------|-----|---|---------|----------|--------------------|
| Skills testing and clinical hours (practical): | 120 | @ | \$30.00 | Per Hour | \$3,600.00         |
| Instructor hours (lecture):                    | 300 | @ | \$30.00 | Per Hour | \$9,000.00         |
| Hospital Lab Hours                             | 80  | @ | \$30.00 | Per Hour | \$2,400.00         |
| CPR Certification                              | 15  | @ | \$80.00 | each     | \$1,200.00         |
| Coordinator Fees:                              |     |   |         |          | \$800.00           |
| Medical Director Fees:                         |     |   |         |          | \$600.00           |
| Total Cost:                                    |     |   |         |          | <b>\$17,600.00</b> |

**\*\*\*\*Maximum of 15 Students per Semester.**

**\*\*\*\*\*Hours available for Instruction 08:30am-11:15 am**

**Additional expenses will include**

Consumables and Supplies Approximately \$1,500.00

Text Books and Navigate Web Access TBA

**NREMT Test Prep, Study Guide \$45.00 per student**

-----

# EAGLE PASS INDEPENDENT SCHOOL DISTRICT

1420 EIDSON ROAD • EAGLE PASS, TEXAS 78852 • 830/773-5181

## NON-COLLUSION STATEMENT

"The undersigned affirms that they are duly authorized to execute this contract, that this company, corporation, firm, partnership, or individual has not prepared this bid in collusion with any other Bidder, and that the contents of this bid as to prices, terms, or conditions of said bid/proposal have not been communicated by the undersigned nor by any employee or agent to any other person engaged in this type of business prior to the official opening of this bid."

**COMPANY** City of Eagle Pass / Fire Dept.

**ADDRESS** 100 S. Monroe St.

Eagle Pass, TX

**PHONE AND FAX** P - 830-772-1111 F--830-773-9170

**CONTRACTOR (SIGNATURE)** \_\_\_\_\_

**CONTRACTOR (PRINT NAME)** George Antuna

**POSITION WITH COMPANY** City Manager

**SIGNATURE OF COMPANY** \_\_\_\_\_

**OFFICIAL AUTHORIZING** \_\_\_\_\_

**THIS CONTRACT** \_\_\_\_\_

**COMPANY OFFICIAL (PRINT NAME)** George Antuna

**OFFICIAL POSITION** City Manager

# EAGLE PASS INDEPENDENT SCHOOL DISTRICT

1420 EIDSON ROAD • EAGLE PASS, TEXAS 78852 • 830/773-5181

## FELONY CONVICTION NOTICE

State of Texas Legislative Senate Bill No. 1, Section 44.034, Notification of Criminal History, Subsection (a) states "a person or business entity that enters into a contract with a school district must give advance notice to the district if the person or owner of operator of the business entity has been convicted of a felony. The notice must include a general description of the conduit resulting in the conviction of a felony."

**Subsection (b) states "a school district may terminate a contract with a person or business entity if the district determines that the person or business entity failed to give notice as required by Subsection (a) or misrepresented the conduct resulting in the conviction. The district must compensate the person or business entity for services performed before the termination of the contract."**

THIS NOTICE IS NOT REQUIRED OF A PUBLICLY HELD CORPORATION.

I, the undersigned agent for the firm named below, certify that the information concerning notification of felony convictions has been reviewed by me and the following information furnished is true to the best of my knowledge.

COMPANY NAME: City of Eagle Pass / Fire Dept.  
(PRINT OR TYPE)

**AUTHORIZED COMPANY OFFICIAL'S NAME:** George Antuna  
(PRINT OR TYPE)

**\*\*SIGN ONLY A, B, OR C\*\***

A. My firm is a publicly held corporation; therefore, this reporting requirement is not applicable.

\_\_\_\_\_  
SIGNATURE OF COMPANY OFFICIAL

B. My firm is not owned nor operated by anyone who has been convicted of a felony.

\_\_\_\_\_  
SIGNATURE OF COMPANY OFFICIAL

C. My firm is owned or operated by the following individual(s) who has/have been convicted of a felony.

Details of Conviction: \_\_\_\_\_

\_\_\_\_\_  
SIGNATURE OF COMPANY OFFICIAL

# EAGLE PASS INDEPENDENT SCHOOL DISTRICT

1420 EIDSON ROAD • EAGLE PASS, TEXAS 78852 • 830/773-5181

## DEBARMENT AND SUSPENSION CERTIFICATE CERTIFYING STATEMENT

In accordance with Executive Order 12549, Debarment and Suspension, 7 CFR Part 3017, Section 3017.510 the contractee certifies that neither it nor its principals are presently debarred, suspended, proposed for debarment, declared ineligible, or voluntarily excluded from participation in this transaction by any Federal Department or Agency.

The Eagle Pass Independent School District hereby agrees to abide by the aforementioned terms and conditions.

**COMPANY NAME** City of Eagle Pass / Fire Dept.

**ADDRESS** 100 S. Monroe St.

Eagle Pass, TX

**TELEPHONE NUMBER** 830-773-1111

**FAX NUMBER** 830-773-9170

**COMPANY OFFICIAL**  
**(SIGNATURE)** \_\_\_\_\_

**COMPANY OFFICIAL**  
**(PRINT NAME)** George Antuna

**POSITION WITH COMPANY** City Manager

# EAGLE PASS INDEPENDENT SCHOOL DISTRICT

1420 EIDSON ROAD • EAGLE PASS, TEXAS 78852 • 830/773-5181

## **CONFLICT OF INTEREST QUESTIONNAIRE** (FORM CIO) FOR VENDOR OR OTHER PERSON DOING BUSINESS WITH LOCAL GOVERNMENTAL ENTITY

This questionnaire is being filed in accordance with chapter 176 of the Local Government Code by a person doing business with the governmental entity. By law this questionnaire must be filed with the records administrator of the local government not later than the 7th business day after the date the person becomes aware of facts that require the statement to be filed. **See Section 176.006, Local Government Code.** A person commits an offense if the person violates **Section 176.006, Local Government Code.** An offense under this section is a Class C misdemeanor.

**1. Name of person doing business with local governmental entity.**

City of Eagle Pass / Fire Dept.

**2.  Check this box if you are filing an update to a previously filed questionnaire.**

*(The law requires that you file an updated completed questionnaire with the appropriate filing authority not later than September 1 of the year for which an activity described in Section 176.006(a), Local Government Code, is pending and not later than the 7th business day after the date the originally filed questionnaire becomes incomplete or inaccurate.)*

**3. Describe each affiliation or business relationship with an employee or contractor of the local governmental entity who makes recommendations to a local government officer of the local governmental entity with respect to expenditure of money.**

**4. Describe each affiliation or business relationship with a person who is a local government officer and who appoints or employs a local government officer of the local governmental entity that is the subject of this questionnaire.**

**5. Name of local government officer with whom filer has affiliation or business relationship.**

*(Complete this section only if the answer to A, B, or C is YES.)*

*This section, item 5 including subparts A, B, C & D, must be completed for each officer with whom the filer has affiliation or business relationship. Attach additional pages to this Form CIQ as necessary.*

**A. Is the local government officer named in this section receiving or likely to receive taxable income from the filer of the questionnaire?**

YES  NO

**B. Is the filer of the questionnaire receiving or likely to receive taxable income from or at the direction of the local government officer named in this section AND the taxable income is not from the local governmental entity?**

YES  NO

**C. Is the filer of this questionnaire affiliated with a corporation or other business entity that the local government officer serves as an officer or director, or holds an ownership of ten percent (10%) or more?**

YES  NO

**D. Describe each affiliation or business relationship.**

NONE

**6. Describe any other affiliation or business relationship that might cause a conflict of interest.**

7.

\_\_\_\_\_  
SIGNATURE OF PERSON DOING BUSINESS WITH THE GOVERNMENTAL ENTITY

\_\_\_\_\_  
DATE

# EAGLE PASS INDEPENDENT SCHOOL DISTRICT

1420 EIDSON ROAD • EAGLE PASS, TEXAS 78852 • 830/773-5181

## CERTIFICATION OF CRIMINAL HISTORY RECORD INFORMATION

Each Texas public school district must receive certification from any entity with which it contracts to provide services regarding the fact that the entity has obtained the following for all employees who have or will have "continuing duties related to contracted services;" and have "direct contact with students" before employing or immediately after employing or securing the services of the individual:

- (1) A name-based criminal history background check on all employees hired before January 1, 2008;
- (2) A national criminal history record information review on all employees hired on or after January 1, 2008, which may include fingerprints and photographs.

"Continuing duties related to contracted services" – work duties that are performed pursuant to a contract to provide services to a school district on a regular, repeated basis rather than infrequently or one time only.

"Direct contact with students" – The contact that results from activities that provide substantial opportunity for verbal or physical interaction with students that is not supervised by a certified educator or other professional district employee. Contact with students that results from services that do not provide the opportunity for unsupervised interaction with an individual student, such as addressing an assembly, officiating a sports contest, or judging an extracurricular event, is not, by itself, direct contact with students. However, direct contact with students does result from any activity that provides the opportunity for unsupervised contact with students such as, without limitation, the provision of individualized coaching, tutoring, or other services.  
19 TAC § 153.1101

The required criminal history record information can be obtained from either of the following:

- A law enforcement or criminal justice agency
- A private entity that is a consumer reporting agency governed by the
- Fair Credit Reporting Act (15 U.S.C. Section 1681 et seq.)

The school district may not allow any employee of the entity or an individual to serve at the district if information obtained through this review verifies that the employee has been convicted of one of the following and at the time of the offense the victim was under 18 years of age or was enrolled in a public school:

- (1) A Title 5 felony offense;
- (2) An offense requiring the individual to register as a sex offender; or
- (3) An offense under the laws of another state or federal law that is equivalent to a Title 5 felony in the state of Texas or that would require registration in the Texas sex offender databank.

Name of Contracting Entity or Individual: City of Eagle Pass / Fire Dept.

Type of service to be performed on school campus: The City of Eagle Pass Fire Dept. will provide Emergency

Medical Technician training to students enrolled in the Health Sciene Program for them to have the opportunity

to obtain an EMT certification.

# EAGLE PASS INDEPENDENT SCHOOL DISTRICT

1420 EIDSON ROAD • EAGLE PASS, TEXAS 78852 • 830/773-5181

On behalf of the above-named contracting entity or individual, I hereby certify the following (*Check One*):

- No employees, including myself, have continuing duties related to the contracted services and/or will have direct contact with students; therefore, I/we do not have any covered employees and no criminal background check is required.
- All employees, including myself, who have continuing duties related to the service(s) to be performed at the District and who also have direct contact with students have undergone the required criminal history background check (employed before January 1, 2008) or national criminal history record information review, which may include fingerprints and photographs (employed on or after January 1, 2008) and that no prohibited contact as described herein was revealed.

I have attached a list of employees, including myself, who have or will have continuing duties related to the contract and who will have direct contact with students. None of these individuals has a reported criminal history that would render the employee ineligible for service at a Texas public school district. Upon request, I will make available for the District's inspection the criminal history record information of any covered employee. I will notify the District within three business days if I receive information that a covered employee has been convicted of a criminal offense that would render the individual ineligible for service at a Texas public school district under state law. I agree that if the district objects to the assignment of a covered employee to the district, on the basis of the covered employee's criminal history record information, I will discontinue such assignment, or my contract with the District may be terminated.

\_\_\_\_\_  
*SIGNATURE OF PERSON DOING BUSINESS WITH THE GOVERNMENTAL ENTITY*

\_\_\_\_\_  
*DATE*

**EAGLE PASS I.S.D. - NOTICE OF GRANT AWARD RECEIPT AFFIDAVIT**  
**(FOR CONTRACTS USING FEDERAL FUNDING)**

Vendor hereby acknowledges and accepts that any contracts or agreements using federal funds entered into by vendor and the Eagle Pass Independent School District (EPISD) shall be contingent on, and be executed after, receipt of Notice of Grant Award (NOGA). The contracting period for this contract or agreement shall be aligned to the grant period of availability as stated on the NOGA received by EPISD. Services shall be completed during the effective dates of the contract and invoiced to EPISD after the services are performed by vendor and verified by EPISD. If the NOGA is not received by EPISD to fund the contract or agreement, the contract or agreement between the vendor and EPISD shall become null and void.

City of Eagle Pass

Company Name

George Antuna

Printed name of authorized company representative

City Manager

Title of authorized company representative

\_\_\_\_\_  
Signature and date of authorized company representative



# EAGLE PASS INDEPENDENT SCHOOL DISTRICT CONSULTANT CONTRACT DISCLOSURE FORM

(TO BE COMPLETED BY REQUESTOR)

1. Name and Title of Requestor Ana Laura Castillon, Director

2. Name of Campus/Department Career & Technical Education

3. Name of Company, Firm, or Vendor being Contracted (Contact Name, Address, City, State, Phone Number)

City of Eagle Pass / Fire Dept. / 100 S. Monroe St. / Eagle Pass, TX 78852/ 773-1111

4. Total Requested Contract Amount \$ 17,600.00

5. What is the funding source for this contract (Federal, State, and/or Local Budgeted Funds).

244 - 11 - 6216 - 00 - 001 - 222 (\$8,800)

244 - 11 - 6216 - 00 - 004 - 222 (\$8,800)

6. Have there been any additional contract(s) with this company, firm, or vendor during this fiscal year? If yes, please list?

NO

7. Will there be any additional contract(s) with this company, firm, or vendor during this fiscal year? If yes, please list?

NO

8. What other Company, Firm, or Vendor was/were considered to provide these contracted services?

NONE

9. What specific criteria were used for selecting the recommended contractor? Please list?

CONTRACTED WITH CITY OF EAGLE PASS 2021 -2022 SCHOOL YEAR

10. Does this contracted service support the District Improvement Plan? If yes, please explain and attach pertinent section of DIP Plan.

YES

# EAGLE PASS INDEPENDENT SCHOOL DISTRICT CONSULTANT CONTRACT DISCLOSURE FORM

11. Does this contracted service support your Campus Improvement Plan? If yes, please explain and attach pertinent section of CIP Plan.

YES

12. Please summarize the purpose of this contracted service and what specific program(s) will benefit from this contracted service?

STUDENTS ENROLLED IN THE HEALTH SCIENCE PROGRAM MAY TAKE THE EMERGENCY MEDICAL TECHNICIAN COURSE AND HAVE AN OPPORTUNITY TO OBTAIN A CERTIFICATION

13. Does this Company, Firm, or Vendor meet the requirements under Senate Bill 9 having obtained state and national criminal history background searches on their employees?

YES

## APPROVAL

  
SIGNATURE OF REQUESTOR

DATE

Ana Laura Castellón

NAME OF REQUESTOR

  
SIGNATURE OF DIRECTOR/COORDINATOR

DATE

Ana Laura Castellón, CTE Director

NAME AND TITLE OF DIRECTOR AND COORDINATOR

  
SIGNATURE OF ASST. SUPT./EXEC. DIRECTOR

4/29/21  
DATE

David Camarillo, Ex Director for InstructionE

NAME AND TITLE OF ASST. SUPT./EXEC. DIRECTOR

FOR DEPARTMENT OF PURCHASING USE ONLY

AGENDA ITEM  
BOARD OF TRUSTEES  
AGENDA

|                                   |                                             |                                  |
|-----------------------------------|---------------------------------------------|----------------------------------|
| <input type="checkbox"/> Workshop | <input checked="" type="checkbox"/> Regular | <input type="checkbox"/> Special |
|-----------------------------------|---------------------------------------------|----------------------------------|

- (A)  Report Only  Recognition

Presenter(s):

Briefly describe the subject of the report or recognition presentation.

- (B)  Action Item

Presenter(s): JORGE BARRERA, SCHOOL BOARD PRESIDENT

Briefly describe the action required.

CONSIDER AND TAKE APPROPRIATE ACTION ON THE REQUEST TO ELECT TWO (2) SCHOOL BOARD MEMBERS, ONE MEMBER AS A DELEGATE TO THE TEXAS ASSOCIATION OF SCHOOL BOARDS, AND THE OTHER MEMBER AS AN ALTERNATE.

- (C) Funding source: Identify the source of funds if any are required.

- (D) Clarification: Explain any questions or issues that might be raised regarding this item.

# Official Delegate Designation Form

**Please note:**

- Only board members of TASB Active Members (public school districts and ESCs) may serve as delegates or alternates.
- TASB Directors and the four Legislative Advisory Council (LAC) members serving on the TASB Legislative Committee are delegates by virtue of their positions. If one of your board members is also a TASB Director or one of the four LAC representatives, do not designate this member; he or she will already be participating as a voting delegate in the Assembly.
- If you are designating an individual newly elected to your board, please update your district's membership information in myTASB. The update form is available under the Member Profile link (<https://www.tasb.org/apps/memberprofile/index.aspx>). If you have any questions about updating your membership information, contact Michael Pennant (contact information located at bottom of page).
- The Delegate Assembly Handbook will be distributed electronically at least 20 days prior to Delegate Assembly. Hard copies of the Handbook will be available on site. (Mailed copies will be available by request.)
- You also may submit your designation online. The online form is available in myTASB under the Member Profile link (<https://www.tasb.org/apps/memberprofile/index.aspx>).

Credentials (ribbon and button) will be mailed to delegates and alternates who are registered by August 26. After that date, credentials must be picked up on site at Delegate Assembly.

**Delegate:** \_\_\_\_\_

Board position: \_\_\_\_\_ E-mail: \_\_\_\_\_

Mailing address (if NOT the district address) for Delegate Assembly materials:

\_\_\_\_\_

**Alternate:** \_\_\_\_\_

Board position: \_\_\_\_\_ E-mail: \_\_\_\_\_

Mailing address (if NOT the district address) for Delegate Assembly materials:

\_\_\_\_\_

**Name of school district:** \_\_\_\_\_

**County-district number:** \_\_\_\_\_ **TASB (ESC) region number:** \_\_\_\_\_

I hereby certify that the above persons were chosen by our board as our official voting delegate and alternate to the 2021 TASB Delegate Assembly scheduled for September 25 (as provided by the TASB Bylaws).

Board president: \_\_\_\_\_ Date: \_\_\_\_\_

*Please return your board's designations online or to the address below by August 26, 2021, to receive Delegate Assembly credentials by mail. Delegates submitted after August 26 will need to pick up credentials (button and ribbon) on site.*

Texas Association of School Boards  
Attn: Michael Pennant  
Email: [membercommunications@tasb.org](mailto:membercommunications@tasb.org)  
Fax: 512.467.3554



Questions? Contact Michael Pennant at 800.580.8272 or [membercommunications@tasb.org](mailto:membercommunications@tasb.org).

# BOARD OF TRUSTEES AGENDA

|                          |          |                                     |         |                          |         |
|--------------------------|----------|-------------------------------------|---------|--------------------------|---------|
| <input type="checkbox"/> | Workshop | <input checked="" type="checkbox"/> | Regular | <input type="checkbox"/> | Special |
|--------------------------|----------|-------------------------------------|---------|--------------------------|---------|

- (A)  Report Only  Recognition

**Presenter(s):**

**Briefly describe the subject of the report or recognition presentation.**

- (B)  Action Item

**Presenter(s): DAVID CAMARILLO, EXECUTIVE DIRECTOR FOR INSTRUCTION**

**Briefly describe the action required.**

CONSIDER AND TAKE APPROPRIATE ACTION ON THE REQUEST TO APPROVE THE DUAL CREDIT PARTNERSHIP BETWEEN EAGLE PASS INDEPENDENT SCHOOL DISTRICT AND SOUTHWEST TEXAS JUNIOR COLLEGE.

- (C) **Funding source: Identify the source of funds if any are required.**

- (D) **Clarification: Explain any question or issues that might be raised regarding this item.**



**EAGLE PASS INDEPENDENT SCHOOL DISTRICT**  
*Instructional Services Department*

**Memorandum**

**To:** Samuel Mijares, Superintendent of Schools  
**From:** David Camarillo, Executive Director for Instruction  
**Date:** June 30, 2021  
**Re:** Dual Credit Partnership Agreement

A handwritten signature in black ink, appearing to read 'D. Camarillo', located to the right of the 'From:' field.

---

The 2021-2022 Dual Credit Partnership Agreement between SWTJC and Eagle Pass ISD is being submitted for board approval. The agreement is needed for SWTJC to continue offering dual credit classes to our students.

Should you have any questions, please contact me at your convenience at ext. 82201/82202.

DC/vs

**Dual Credit Partnership Agreement  
2021-2022  
Between Southwest Texas Junior College (SWTJC) and Eagle Pass ISD**

Eagle Pass ISD and Southwest Texas Junior College (SWTJC) agree to the following elements in accordance with the State of Texas Higher Education Coordinating Board's Regulations: Chapter 4 – Rules Applying to All Public Institutions of Higher Education in Texas; -SUBCHAPTER D - Dual Credit Partnerships between Secondary Schools and Texas Public Colleges. This Agreement does not apply to an Early College High School.

(A) Eligible Courses are provided in the Crosswalk – See Appendix A. The Crosswalk describes all courses provided by SWTJC to one or more of its partners with EPISD. Therefore, not all listed SWTJC courses apply to given EPISD.

- (1) Courses offered for dual credit by public two-year associate degree granting institutions must be identified as College-level academic courses in the current edition of the Lower Division Academic Course Guide Manual adopted by the Board or as college-level workforce education courses in the current edition of the Workforce Education Course Manual adopted by the Board.
- (2) Courses offered for dual credit by public universities must be in the approved undergraduate course inventory of the university.
- (3) A College course offered for dual credit must be:
  - (A) in the core curriculum of the public institution of higher education providing the credit;
  - (B) a career and technical education course; or
  - (C) a foreign language
    - (i) This provision does not apply to a college course for dual credit offered as part of an approved early college education program established under TEC Section 29.908 or an early college program as defined in this Sub chapter.
    - (ii) Any college course for dual credit offered as part of an early college program as defined in this subchapter must be a core curriculum course of the public institution of higher education providing the credit, a career and technical education course, a foreign language course, or a course that satisfies specific degree plan requirements leading to the completion of a Board approved certificate, AA, AS, AAS degree program, or Field of Study (FOS) curriculum.
- (4) Public colleges may not offer remedial and developmental courses for dual credit.

(B) Student Eligibility

- (1) A high school student is eligible to enroll in academic dual credit courses if the student meets any of the criteria currently described/presented/outlined in Title 19, Part 1, and Chapter 4 of the Texas Administrative Code.
- (2) A high school student is also eligible to enroll in academic dual credit courses that require demonstration of TSI college readiness in reading, writing, and/or mathematics under the conditions currently described/presented/outlined in Title 19, Part 1, and Chapter 4 of the Texas Administrative Code.

- (3) A high school student is eligible to enroll in workforce education dual credit courses contained in a Level 1 certificate program, or a program leading to a credential of less than a Level 1 certificate, at a public junior college or public technical institute and shall not be required to provide demonstration of college readiness or dual credit enrollment eligibility.
- (4) A high school student is eligible to enroll in workforce education dual credit courses contained in a Level 2 certificate or applied associate degree program under the conditions currently presented in Title 19, Part 1, and Chapter 4 of the Texas Administrative Code.
- (5) A student who is exempt from taking TAKS or STAAR EOC assessments may be otherwise evaluated by an institution to determine eligibility for enrolling in workforce education dual credit courses.
- (6) Students who are enrolled in private or non-accredited secondary schools or who are home-schooled must satisfy eligibility conditions described/presented/outlined in Title 19, Part 1, and Chapter 4 of the Texas Administrative Code.
- (7) To be eligible for enrollment in a dual credit course offered by a public college, students must meet all the college's regular prerequisite requirements designated for that course (e.g., minimum score on a specified placement test, minimum grade in a specified previous course, etc.).
- (8) An institution may impose additional requirements for enrollment in courses for dual credit that do not conflict with the "Student Eligibility" section of Title 19, Part 1, Chapter 4 of the Texas Administrative Code.
- (9) An institution is not required, under the provisions of this section, to offer dual credit courses for high school students.
- (10) Dual credit orientation is required for all new high school students enrolling in a dual credit class. Dual credit orientation is offered at the High School and/or SWTJC campuses.
- (11) School districts will be responsible for submitting all required documentation for registering dual credit students by the designated college deadline. This includes the following: admissions applications, dual credit admission form, official high school transcripts, Bacterial Meningitis immunization proof, official test exemption scores, payment agreement form, and class roster form.
- (12) The Crosswalk required by HB 1638 indicating the credit hour relationship between SWTJC courses and High School courses is provided in Appendix A. The values provided in the Crosswalk for High School credit are typical; each ISD decides on the credit it will award a student who successfully completes a college course.

(C) Location of Class

(1) Dual credit courses must be taught on the college campus or on the high school campus, or provided electronically/virtually through SWTJC media. For dual credit courses taught exclusively to high school students on the high school campus and for dual credit courses taught electronically, public colleges shall comply with applicable rules and procedures for offering courses at a distance in Subchapters P and Q of this chapter (relating to approval of Distance Education Courses and Programs for Public Institutions and Approval of Off-Campus and Self-Supporting Courses and Programs for Public Institutions). In addition, dual credit courses taught electronically shall comply with the Board's adopted "Principles of Good Practice for Courses Offered Electronically."

(D) Registration and Course Scheduling. School Districts must adhere to all dual credit course deadlines set forth by the college.

(1) Course offerings.

(a) The final schedule of courses requested by EPISD or each semester must be submitted to the SWTJC Outreach Office by:

Fall term – 3rd Friday in June, noon

Spring term – 2<sup>nd</sup> Friday in November, noon

Summer terms – 2<sup>nd</sup> Friday in May, noon

(b) Revision of the course schedule after these deadlines will be processed on a case-by-case basis.

(c) SWTJC Outreach Staff and EPISD Staff will utilize the “live” course spreadsheets developed and provided by SWTJC to review class rosters, add/drop students, and make corrections after student enrollments.

SWTJC staff will not replicate information available via the spreadsheet and submit to EPISD staff via email, scan, or other means.

(2) Academic & Career Pathways – Degree Plans

(a) To comply with Senate Bill 25 (2019) any dual credit student must file a degree plan with SWTJC “not later than: 1) the end of the second regular semester or term immediately following the semester or term in which the student earned a cumulative total of 15 or more semester credit hours of course credit for dual credit courses successfully completed by the student; or 2) if the student begins the student’s first semester or term at the institution with 15 or more semester credit hours of course credit for dual credit courses successfully completed by the student, the end of the student’s second regular semester or term at the institution.”

(b) A student must follow the course sequence recommendations or requirements of an SWTJC degree plan, program, or pathway. A student will not be permitted to combine SWTJC Applied Science program requirements with A.A., A.S., A.A.T., or ASES requirements unless the SWTJC Registrar’s Office receives official notice from an appropriate ISD official of the student’s desire/intent. Such notice must be received by SWTJC on or before the last SWTJC working day in May of the student’s High School Sophomore year. A student who is permitted by an ISD to add a Technical Endorsement after this May deadline may not fulfill the Technical Endorsement’s requirements with college courses taken for dual credit which are provided by SWTJC.

(E) Composition of class: Dual credit courses may be composed of dual credit students only or of dual and college credit students. Notwithstanding the requirements of subsection (e) of TAC Title 19, Part 1, Chapter 4, Subchapter D, exceptions for a mixed class, which would also include high school credit-only students, may be allowed only under one of the following conditions;

(1) If the course involved is required for completion under the State Board of Education High School Program graduation requirements, and the high school involved is otherwise unable to offer such a course.

(2) If the high school credit-only students are College Board Advanced Placement or International Baccalaureate students.

(3) If the course is a career and technical/college workforce education course and the high school credit-only students are eligible to earn articulated college credit.

(4) A college course offered for dual credit shall not exceed the capacity limit as set by the college. Exceptions shall be approved by the Vice President of Academic Affairs.

(F) Faculty/Monitor Selection, Supervision, and Evaluation

- (1) The college shall select instructors of college courses offered for dual credit. These instructors must meet the same standards (including minimal requirements of the Southern Association of Colleges and Schools Commission on Colleges) and approval procedures used by the college to select full-time faculty responsible for teaching the same courses at the college.
- (2) The college shall supervise and evaluate instructors/monitors of courses offered for dual credit using the same or comparable procedures used for full-time faculty/monitors at the college.
- (3) All instructors of courses offered for dual credit must adhere to the Southwest Texas Junior College Faculty Handbook as well as all departmental initiatives set forth by the college that may be implemented throughout the year. This includes, but is not limited to, attendance at faculty meetings, review and implementation of Gen Ed Core assignments, utilization of the adopted Learning Management System for SWTJC, following SWTJC grading policies, and participation in program review and evaluation. EPISD administrators will support this requirement by affording the instructors who are hired by EPISD necessary flexibility in their schedule.
- (4) Monitors who are selected by the school district must follow same guidelines for duties and responsibilities as the monitors at the college.
- (5) EPISD may request that district faculty be assigned by SWTJC as instructors of record for college courses offered for dual credit. A proposed school district instructor must complete a SWTJC application form, submit official transcripts, meet SACSCOC credential criteria, complete a teaching demonstration and be approved by the Vice President of Academic Affairs. A school district instructor approved to offer a college course for dual credit will thereby effectively be a SWTJC faculty member subject to all policy and procedures set forth by the college. However, the salary and benefits for such an instructor remain the responsibilities of the School District.
  - (a) ISD instructors who are assigned to teach college courses approved for dual credit will attend a yearly mandatory in-service training to review, modify, and/or improve curriculum. Instructors will jointly develop and maintain syllabi, competencies, and standards for the dual credit courses. However, the SWTJC Master Syllabus for each course must serve as the foundation instructional document.
  - (b) ISD Administrators and counselors will attend in-service training, each fall and spring semester, to review the conditions of the Dual Credit agreement.
  - (c) ISD Monitors will attend a yearly mandatory in-service training on the dual credit program, the online testing procedures, and all other guidelines as set forth for monitors at the college.
  - (d) ISD staff will report working hours for ISD employees to the Teacher Retirement System.

(G) Course Curriculum, Instruction, and Grading

- (1) The college shall ensure that a college course offered for dual credit and the corresponding course offered at the college are equivalent with respect to the curriculum, materials, instruction, and method/rigor of student evaluation. These standards must be upheld regardless of the student composition of the class.
- (2) Under no circumstances will an SWTJC instructor enter student grades or attendance data directly into an ISD's grade management system, e.g., Skyward. Instructors will supply appropriate EPISD staff with daily student attendance data and six-week grade averages, when requested by the EPISD.
- (3) The ISD is responsible for purchasing of textbooks for college classes offered for dual credit. However, SWTJC will seek out or develop Open Educational Resources (OER) and utilize them as official textbooks/course instructional material when appropriate.

(H) Academic Policies and Student Support Services.

- (1) Regular academic policies applicable to courses taught at the college will apply to college courses taught for dual credit.
- (2) Students in dual credit courses are eligible to utilize the same or comparable support services that are afforded to all SWTJC students. The college is responsible for ensuring timely and efficient access to such services (e.g., academic advising and counseling), to learning materials (e.g., library resources), and to other benefits for which the student may be eligible
- (3) A student who qualifies for accommodations/services through the Americans with Disabilities Act (ADA) may request an accommodation to participate in the educational programs and activities of Southwest Texas Junior College. Accommodations are provided through the Disability Support Services (DSS) office. SWTJC is not required or able to utilize the qualification criteria used by EPISD to determine a student's eligibility for accommodations. Therefore, a student enrolled in a college course offered for dual credit who qualifies for disability support services may have differing accommodations from the school district and the college.

A student seeking disability support services from the college must meet with an SWTJC DSS representative and submit the appropriate diagnostic/medical documentation for the requested service. Upon review of the documentation, SWTJC DSS staff provides an official college accommodations letter for the student and the school district counselor, who then provides the letters to the student's instructor(s). Accommodations required by state law or school district policy exceeding those implemented by the college shall be the responsibility of the school district. The SWTJC DSS representative and the appropriate school district official will keep each other informed of requests for accommodations and accommodation complaints regarding students enrolled in college courses offered for dual credit.

(I) Attendance/Absence

- (1) Students are expected to regularly attend all classes in which they are enrolled and are responsible for the completion of all work missed because of an absence. Therefore, the instructor may consider all absences except when prohibited by State law or statute.
- (2) Acceptable reasons for absences are, but not limited to: personal illness, death in the immediate family, religious holy days in compliance with Section 51.911 of the Texas Higher Education Code, military or legal obligations, or school trips. It is the responsibility of the students to inform the instructor of an excused absence related to one or more of the aforementioned categories and to ask for make-up work.
- (3) A high school student who misses class due to a required function at their school district or a University Scholastic League (UIL) event will be excused. Documentation of such activities must be provided to the instructor. Arrangements must be made with the instructor prior to the absence. Students must be allowed to complete missed work due to an excused absence without penalty.
- (4) An instructor may request the withdrawal of a student from a class when the total number of absences exceeds SWTJC criteria for "Excessive Absences" and the student has failed to make the appropriate contact with the Instructor regarding the validity of the absence and the need for make-up work.
- (5) An ISD official must immediately inform SWTJC Vice President of Academic Affairs Office of any student's placement into "Homebound" status. Depending on the number of courses affected, the course subject(s), the weeks remaining in the semester, and the availability of qualified faculty to assume instruction, SWTJC administration may require a "Homebound" student to withdraw from the course(s).

(J) Transcription of Credit

- (1) For dual credit courses, high school as well as college credit should be transcribed immediately upon a student's completion of the performance required in the course.

(K) Tuition & Fees

- (1) Students are eligible for dual credit tuition discounts for the credit hours enrolled per semester.
- (2) The school district will be responsible for providing the college with the Dual Credit Payment Agreement which specifies payment options (waived, billed, or sponsored) for students.
- (3) All SWTJC students including Dual Credit students re-instated for non-payment after the census date will be subject to a \$200.00 re-instatement fee in addition to tuition and fees being charged for the current semester.
- (4) If tuition and fees are not paid by Dual Credit students as per the payment agreement the school district agrees to be responsible for payment.
- (5) School districts will bear the costs associated with student regalia for their students' graduation from SWTJC. SWTJC will waive the graduation fee for graduating students.

(L) Funding.

- (1) The state funding for dual credit courses will be available to both public school districts and colleges based upon the current funding rules of the State Board of Education (TEC 42.005 (g)) and the Board (TEC 61.059 (p) and (q)).
- (2) Costs associated with the transportation of students and/or faculty to a classroom site will be borne by either EPISD or SWTJC, as agreed by both parties. EPISD shall generate ADA funds for the School District from the attendance of students, which will be used to provide funding for the operations and expenditures of the high school as authorized by the Texas Education Code.
- (3) The college may only claim funding for all students getting college credit in core curriculum, career and technical education, and foreign language dual credit courses.
- (4) The college and EPISD will agree on one of the following billing methods for each course section:
  - (a) The college will extend a 15% tuition and fee waiver for an academic section taught by an SWTJC instructor or,
  - (b) The college will waive all tuition and fees for an academic section taught by a EPISD instructor or,
  - (c) When SWTJC places an SWTJC instructor on an EPISD site to provide a complete program, such as a CTE program, the college and EPISD will agree to a contract price for all technical courses comprising the program.
- (5) EPISD will be responsible for indicating on the *Payment Agreement which students the ISD will pay for and which students will self-pay by the date the rosters are due*. Each semester's Census Day (12<sup>th</sup> class day) Roster will constitute the official enrollment for a given class.
- (6) A student will be identified/coded as a dual credit student in SWTJC registration data while enrolled in a college course approved for dual credit by the given EPISD.

(M) Alignment with State-wide Goals

- (1) EPISD, in collaboration with SWTJC Staff, will provide print and online information, as well as informational sessions to ISD students and their families describing the Dual Credit program, its goals and benefits.
- (2) The SWTJC Office of Institutional Effectiveness will provide disaggregated data to College and EPISD officials on the enrollment and persistence of EPISD students.
- (3) SWTJC will continue to provide EPISD students, in collaboration with EPISD staff, academic and career advising and student success services.
- (4) The SWTJC Office of Institutional Effectiveness will provide data on student success in courses requiring prerequisites; as feasible, the Office will provide data on student success in course work completed subsequent to SWTJC courses taken for dual credit.

(N) Instructional Calendar

SWTJC and EPISD will confirm an instructional calendar that is consistent with the mutual needs and requirements of both parties. Inclement weather policies established by EPISD and SWTJC shall be followed.

(O) Student Code of Conduct

Students shall adhere to the

- a. Policies of EPISD;
- b. Policies of SWTJC.

1. Indemnification

To the extent permitted under the laws and Constitution of the State of Texas and without waiving any defenses, including governmental immunity, SWTJC will indemnify EPISD against claims arising out of this AGREEMENT that result from SWTJC's intentional or negligent acts. To the extent permitted under the laws and Constitution of the State of Texas and without waiving any defenses, including governmental immunity, EPISD will indemnify SWTJC against claims arising out of this Agreement that result from EPISD intentional or negligent acts. The provisions in this paragraph are solely for the benefit of the parties to this AGREEMENT and are not intended to create or grant any rights, contractually or otherwise, to any third party.

2. Term

Subject to prior termination or revocation of this AGREEMENT as provided in section 5 (below) of this AGREEMENT, the initial term of this AGREEMENT is in full force and effect for a period of one year commencing on August 1, 2021 and terminating on July 31, 2022. It may be renewed for additional terms as determined by both partners. At least one hundred twenty (120) days before the expiration of the initial term and any subsequent renewal terms, SWTJC and EPISD shall review this AGREEMENT and may renew this AGREEMENT on approval of SWTJC and EPISD.

3. Right of Revocation

Either party may terminate this AGREEMENT on 120 days' written notice to the other party. Termination may occur immediately upon the material breach of this AGREEMENT by one of the parties. A breach of this

AGREEMENT includes, but is not limited to, a violation of the policies and rules of SWTJC or EPISD, the making of a misrepresentation or false statement by one of the parties, nonperformance of the party's duties, or the occurrence of a conflict of interest between the parties. Each party has 30 days to cure the breach. If this AGREEMENT is terminated during an academic term, students enrolled in classes under this AGREEMENT will be allowed to finish their semester courses.

4. Assignment

No party may assign their interest in this AGREEMENT without the written permission of the other party.

5. Limitation of Authority

- A. No party has authority for and on behalf of the other except as provided in this AGREEMENT. No other authority, power, partnership, use of rights are granted or implied.
- B. This AGREEMENT represents the entire AGREEMENT by and between the parties and supersedes all previous letters, understanding or oral agreements between the SWTJC and EPISD. Any representations, promises, or guarantees made but not stated in the body of this Agreement are null and void and of no effect.
- C. No party may make, revise, alter, or otherwise diverge from the terms, conditions, or policies which are subject to this AGREEMENT without a written amendment to this AGREEMENT. Changes to this AGREEMENT are subject to the approval of the SWTJC and EPISD Legal Departments and Boards of Trustees.
- D. No party may incur any debt, obligation expense, or liability of any kind against the other without the other's express written approval.

6. Waiver

The failure of any party to exercise the rights granted them herein upon the occurrence of any of the contingencies set forth in this AGREEMENT shall not in any event constitute a waiver of any such rights upon the occurrence of any such contingencies.

7. Applicable Law

This AGREEMENT and all materials and/or issues collateral thereto shall be governed by the laws of the State of Texas applicable to contracts made and performed entirely therein.

8. Venue

Venue to enforce this AGREEMENT shall lie exclusively in UVALDE County, Texas.

9. Miscellaneous Provisions

- A. Parties to this AGREEMENT shall comply with all Federal, State and local law.
- B. If the Texas Higher Education Coordination Board or TEA adopts new guidelines for Dual Credit programs during the term of this AGREEMENT, the new guidelines shall prevail and shall cause the parties to execute an amendment to the AGREEMENT, if necessary.

10. Notice

Notices given pursuant to this AGREEMENT shall be sufficient if actually received and sent by certified or registered mail, postage fully prepaid to:

Southwest Texas Junior College  
Dr. Hector Gonzales, President  
2401 Garner Field Road  
Uvalde, Texas 78801

Eagle Pass ISD  
Samuel Mijares, Superintendent

Either party reserves the right to designate in writing to the other party any change of name, change of person, or address to which the notices shall be sent

11. Nondiscrimination

Parties to this Agreement shall not discriminate in this Program on the basis of race, sex, national origin, disability, religion, or sexual orientation.

12. Signatory Clause

The individuals executing this AGREEMENT on behalf of the SWTJC and EPISD acknowledge that they are duly authorized to execute this AGREEMENT on behalf of their respective principals. All parties hereby acknowledge that they have read this AGREEMENT and understand its terms.

13. Amendment

The Parties to this MOU acknowledge that it may be necessary to amend and modify this MOU from time to time in order to address concerns or issues that arise as the program progresses. However, no amendment, modification or alteration of the terms of this agreement shall be binding unless the same is in writing, dated subsequent to the date hereof and duly executed by an authorized representative of the parties hereto.

14. Safety

If any high school student, instructor, employee of EPISD, or administrator should experience an accident or sudden illness while on the premises of SWTJC, the response to such incidents will be based upon the guidelines, procedures, and operation of SWTJC and EPISD regulations. Upon mutual agreement, SWTJC may require the School District to provide Big Springs Charter School security personnel.

15. Confidentiality of Student Records:

The Parties agree to maintain the records of all students in accordance with all applicable Federal, State, and local laws. The parent(s) of any authorized student shall have access to his or her child's records if allowed under the Family Educational Rights and Privacy Act ("FERPA") (20 U.S.C. § 1232g). All records relating to EPISD students which are generated or maintained by either party shall be considered education records in accordance with applicable laws and policies. All parties shall maintain the confidentiality of these and all education records in accordance with all applicable State, Federal and local laws and regulations, including FERPA and School District Board Policy. The Parties shall not release education records to any third party without prior written consent by the appropriate person (as defined under FERPA and any applicable local or State law), except as otherwise permitted by law.

16. Texas Law to Apply

This agreement shall be construed under and in accordance with the laws of the State of Texas and all obligations of the parties created hereunder are performable in Uvalde County, Texas

17. Force Majeure

Neither party to this AGREEMENT shall be required to perform any term, condition, or covenant in this agreement so long as performance is delayed or prevented by force majeure, which shall mean acts of God, strikes, lockouts, material or labor restrictions by a governmental authority, civil riots, floods, and any other cause not reasonably within the control of either party to this AGREEMENT and which by the exercise of due diligence such party is unable, wholly or in part, to prevent or overcome. If by reason of force majeure, either party is prevented from full performance of its obligations under this AGREEMENT, written notice shall be provided to the other party within three days.


**Upon approval by the respective governing boards of both partners, and upon signing by the Board Presidents or their designees, this Agreement shall remain in effect until amended or terminated, with 60 days written notice by either party to the other.**

\_\_\_\_\_  
Eagle Pass ISD Superintendent

\_\_\_\_\_  
SWTJC President

\_\_\_\_\_  
Date

\_\_\_\_\_  
Date



# SWTJC Dual Credit Payment Agreement

Semester: \_\_\_\_\_

|                                                                     |                                             |
|---------------------------------------------------------------------|---------------------------------------------|
| Dual Credit<br>H.S. Name: _____<br>Phone No: _____<br>Fax No: _____ | Billing Address:<br>_____<br>_____<br>_____ |
|---------------------------------------------------------------------|---------------------------------------------|

## Final Class Schedule


| Class Title        | Section | Key   | Payment Option (check one)      |                                 |                                               |
|--------------------|---------|-------|---------------------------------|---------------------------------|-----------------------------------------------|
| (SAMPLE) ENGL 1302 | RUH01   | 14844 | <input type="checkbox"/> Waived | <input type="checkbox"/> Billed | <input checked="" type="checkbox"/> Sponsored |
|                    |         |       | <input type="checkbox"/> Waived | <input type="checkbox"/> Billed | <input type="checkbox"/> Sponsored            |
|                    |         |       | <input type="checkbox"/> Waived | <input type="checkbox"/> Billed | <input type="checkbox"/> Sponsored            |
|                    |         |       | <input type="checkbox"/> Waived | <input type="checkbox"/> Billed | <input type="checkbox"/> Sponsored            |
|                    |         |       | <input type="checkbox"/> Waived | <input type="checkbox"/> Billed | <input type="checkbox"/> Sponsored            |
|                    |         |       | <input type="checkbox"/> Waived | <input type="checkbox"/> Billed | <input type="checkbox"/> Sponsored            |
|                    |         |       | <input type="checkbox"/> Waived | <input type="checkbox"/> Billed | <input type="checkbox"/> Sponsored            |
|                    |         |       | <input type="checkbox"/> Waived | <input type="checkbox"/> Billed | <input type="checkbox"/> Sponsored            |
|                    |         |       | <input type="checkbox"/> Waived | <input type="checkbox"/> Billed | <input type="checkbox"/> Sponsored            |
|                    |         |       | <input type="checkbox"/> Waived | <input type="checkbox"/> Billed | <input type="checkbox"/> Sponsored            |
|                    |         |       | <input type="checkbox"/> Waived | <input type="checkbox"/> Billed | <input type="checkbox"/> Sponsored            |
|                    |         |       | <input type="checkbox"/> Waived | <input type="checkbox"/> Billed | <input type="checkbox"/> Sponsored            |
|                    |         |       | <input type="checkbox"/> Waived | <input type="checkbox"/> Billed | <input type="checkbox"/> Sponsored            |
|                    |         |       | <input type="checkbox"/> Waived | <input type="checkbox"/> Billed | <input type="checkbox"/> Sponsored            |
|                    |         |       | <input type="checkbox"/> Waived | <input type="checkbox"/> Billed | <input type="checkbox"/> Sponsored            |

Waived = School Provided Instructor     
  Billed = Student Pays     
  Sponsored = School Pays

I agree that this is the finalized schedule of courses as well as the planned payment options for the above referenced school district. A student marked as billed will be withdrawn if payment is not received by the 12th class day.

\_\_\_\_\_  
Signature of Certifying Official

\_\_\_\_\_  
Date



# Fall 2021

## *Dual Credit Deadlines*

- **Please remember that students should have TSI eligibility requirement or exemption if their name is on a roster. The exemption should not be pending.**
- **All rosters, students applications/dual credit forms/testing scores, must be in by June 4, 2021**
- **Last Day to APPLY August 6, 2021**
- **Last Day to Pay August 13, 2021**
- **Last Day to Test August 19, 2021**
- **Last Day to Complete Orientation August 19, 2021**
- **First day of class August 23, 2021**
- **ADDS will NOT be accepted after August 24, 2021**
- **Census Day, 12<sup>th</sup> class day September 08, 2021**
  - Any student without an exemption will be dropped
  - Any student who has not paid will be dropped
- **Final Rosters will be sent on September 08, 2021**
- **Application Deadline – Fall Graduation November 5, 2021**
- **Last day to drop with a W November 22, 2021**
  - **Note: no student will be allowed to drop after this date**
- **Last day of Fall Semester December 10, 2021**



# Spring 2022

## *Dual Credit Deadlines*

- Please remember that students should have TSI eligibility requirement or exemption if their name is on a roster. The exemption should not be pending.
- All rosters, students applications/dual credit forms/testing scores, must be in by **November 12, 2021**
- Last Day to APPLY **December 31, 2021**
- Last Day to Pay **January 07, 2022**
- Last Day to Test **January 13, 2022**
- Last Day to Complete Orientation **January 13, 2022**
- **Martin Luther King Jr. Holiday January 17, 2022**
- First day of class **January 18, 2022**
- **ADDS** will **NOT** be accepted after **January 19, 2022**
- Census Day, 12<sup>th</sup> class day **February 02, 2022**
  - Any student without an exemption will be dropped
  - Any student who has not paid will be dropped
- Final Rosters will be sent on **February 02, 2022**
- Spring Break **March 14 – 18, 2022**
- Application Deadline – Spring Graduation **April 01, 2022**
- **Easter Holiday April 15, 2022**
- Last day to drop with a **W April 22, 2022**
  - **Note: no student will be allowed to drop after this date**
- Last day of Spring Semester **May 13, 2022**



# Summer I 2022

## *Dual Credit Deadlines*

- Please remember that students should have TSI eligibility requirement or exemption if their name is on a roster. The exemption should not be pending.
- All rosters, students applications/dual credit forms/testing scores, must be in by **May 06, 2022**
- Last Day to APPLY **May 20, 2022**
- Last Day to Pay **May 27, 2022**
- Last Day to Test **June 02, 2022**
- Last Day to Complete Orientation **June 02, 2022**
- 4<sup>th</sup> of July Holiday **July 04, 2020 Monday**
- First day of class **June 06, 2022**
- **ADDS** will **NOT** be accepted after **June 07, 2022**
- Census Day, 12<sup>th</sup> class day **June 09, 2022**
  - Any student without an exemption will be dropped
  - Any student who has not paid will be dropped
- Final Rosters will be sent on **June 09, 2022**
- Last day to drop with a **W** **June 28, 2022**
  - **Note: no student will be allowed to drop after this date**
- Last day of Summer Session **July 13, 2022**

# BOARD OF TRUSTEES AGENDA

|                          |          |                                     |         |                          |         |
|--------------------------|----------|-------------------------------------|---------|--------------------------|---------|
| <input type="checkbox"/> | Workshop | <input checked="" type="checkbox"/> | Regular | <input type="checkbox"/> | Special |
|--------------------------|----------|-------------------------------------|---------|--------------------------|---------|

- (A)  Report Only  Recognition

**Presenter(s):**

**Briefly describe the subject of the report or recognition presentation.**

- (B)  Action Item

**Presenter(s): DAVID CAMARILLO, EXECUTIVE DIRECTOR FOR INSTRUCTION**

**Briefly describe the action required.**

CONSIDER AND TAKE APPROPRIATE ACTION ON THE REQUEST TO APPROVE THE MEMORANDUM OF UNDERSTANDING BETWEEN EAGLE PASS INDEPENDENT SCHOOL DISTRICT AND SOUTHWEST TEXAS JUNIOR COLLEGE.

- (C) **Funding source: Identify the source of funds if any are required.**

- (D) **Clarification: Explain any question or issues that might be raised regarding this item.**



**EAGLE PASS INDEPENDENT SCHOOL DISTRICT**  
*Instructional Services Department*

**Memorandum**

**To:** Samuel Mijares, Superintendent of Schools  
**From:** David Camarillo, Executive Director for Instruction *D.C.*  
**Date:** June 30, 2021  
**Re:** Memorandum of Understanding between SWTJC & EPISD

The 2021-2022 Memorandum of Understanding between SWTJC and Eagle Pass ISD ECA is being submitted for board approval. The Early College Academy allows high school students the ability to successfully handle a high school program while earning 60 college credit courses.

Should you have any questions, please contact me at your convenience at ext. 82201/82202.

DC/vs

**MEMORANDUM OF UNDERSTANDING  
BETWEEN  
SOUTHWEST TEXAS JUNIOR COLLEGE  
AND  
THE EAGLE PASS INDEPENDENT SCHOOL DISTRICT  
FOR AN EARLY COLLEGE ACADEMY**

Academic year, 2021-2022

THIS MOU {hereinafter referred to as "AGREEMENT"} is made and entered into by and between SOUTHWEST TEXAS JUNIOR COLLEGE (hereinafter "SWTJC") and the Eagle Pass ECA, (hereinafter "EP ECA"), pursuant to the authority granted in compliance with section 29.908 of the Texas Education Code

WHEREAS, the parties to this AGREEMENT desire to implement an Early College High School for the 2021-2022 academic year, serving grades 9-12;

WHEREAS, Services under this AGREEMENT is a campus-wide program that is targeted towards low-income, first generation college goers, students who are highly motivated but have not received the academic preparation necessary to meet higher educational standards, students who are English learners, students for whom a smooth transition into postsecondary education is now problematic, including low-income students, students whose family obligations keep them at home, and students for whom the cost of college is prohibitive; and

WHEREAS, under this AGREEMENT, Eagle Pass ECA is a school with an approximate enrollment of \_\_\_\_\_ students who earn both a high school diploma, and up to 60 hours of college credit; the parties agree to follow the intent of the Guiding Principles of the Eagle Pass ECA especially in providing dual credit classes with sufficient time for the students to complete a 60 hour course articulation; and

WHEREAS, the Eagle Pass Early College Academy will prepare high school students for successful career and academic futures through a full integration of high school, college, the world of work, improve academic performance and self-concept, and increase high school and college/university completion rates.

**NOW, THEREFORE,** the parties to this AGREEMENT mutually agree to the following:

- 1. Guiding Principles: The Eagle Pass Early College Academy and SWTJC will function on the following principles:**
  - a. A mutually beneficial arrangement between SWTJC and ECA that allows a flexible and creative response to the organizational, fiscal and mission needs of all institutions.
  - b. Collaboration in planning, implementation, and continuous improvement of the Early College High School program including the provision for faculty,

staff, and administration; curriculum development; training; and student services.

- c. Provision of rigorous college readiness, dual credit, and early college credit courses.
- d. Financial collaboration that addresses costs of all partners and assists each in obtaining necessary funds from local, state, federal and private foundation sources to operate the program successfully.
- e. Vertical alignment of curriculum and focus that promotes a college-going culture by all parties, teachers, college faculty, counselors, and academic advisors.

**2. Scope of Agreement and Limitations of Authority:**

All parties agree as follows;

**A. Governance**

**1. The Eagle Pass ECA will:**

- a. Be governed by EPISD and subject to EPISD, SWTJC, STATE and FEDERAL policies;
- b. Have the autonomy to operate as a “college for all” or “school within a school,” as appropriate, within the rules and guidelines established by the Texas Education Agency (TEA), the Texas Education Code, and the Texas Administrative Code;
- c. Operate within the hours to be established by the parties.

**2. The Eagle Pass ECA Principal (Director)**

- a. Within the rules and guidelines established by TEA, EPISD and SWTJC will have the authority to implement:
  - 1. governance
  - 2. staffing (non-faculty)
  - 3. budget
  - 4. student assessment, curriculum and scheduling
  - 5. professional development;
  - 6. requests for access to SWTJC student data for EPISD college students.
  - 7. parent and community involvement consistent with the mission and needs

of the school.

- b. Will report to the EPISD Superintendent or designee through the established EPISD governance structure.
- c. Will report to the Office of the SWTJC Vice President of Academic Affairs or designee on academic issues concerning EPISD and SWTJC.
- d. Will annually evaluate and report findings of Eagle Pass ECA to the SWTJC President or designee.
- e. Is the primary contact for the Eagle Pass ECHS with the community and SWTJC.
- f. Will be an employee of the EPISD. EPISD will be responsible for payment of salary and benefits.

### **3. The Early College High School Steering Committee**

- a. Will serve as an advisory committee to the EPISD Superintendent and the SWTJC President in establishing policies and developing a coherent program across institutions
- b. Will consist of members including, but not be limited to, representatives of EPISD, SWTJC, parents, and community members. The specific membership of the Eagle Pass ECA Steering Committee will be determined by the Superintendent of EPISD and the President of SWTJC
- c. Will be co-chaired by EPISD and SWTJC. Chairs for the Steering Committee will be selected by the Superintendent of EPISD and the President of SWTJC.
- d. Will meet quarterly each academic year,
- e. Will evaluate the effectiveness of the collaboration each academic year. The results will be reported to the ISD and SWTJC Boards of Trustees.

### **B. Awarding Credit for Courses**

- 1. SWTJC will award credit for college courses which have been approved by EPISD Administration as fulfilling TEKS and other requirements for High School credit and have been approved by SWTJC Administration and Faculty for credit applying to an SWTJC certificate or degree. These courses shall have been evaluated and approved through the official college curriculum approval process in accordance with Texas Higher Education Coordinating Board requirements and TEA requirements for high school graduation and shall be at a more advanced level than courses taught at the high school level.
- 2. The Crosswalk required by HB 1638 indicating the credit hour relationship between

Memorandum of Understanding Between  
Southwest Texas Junior College and  
Eagle Pass Independent School District

SWTJC courses and High School courses is provided in Appendix A. The values provided in the Crosswalk for High School credit are typical; each ISD decides on the credit it will award a student who successfully completes a college course.

**C. Duties of SWTJC**

SWTJC will:

1. Ensure that SWTJC course requirements are followed, enabling a participating student to receive a high school diploma and either an Associate's degree or 60 semester hours toward a baccalaureate degree during grades 9-12;
2. Apply the standards of expectation and assessment uniformly in all courses offered by SWTJC for the Eagle Pass ECA;
3. Coordinate with the Eagle Pass ECA counselor to ensure that all SWTJC Core Curriculum courses are in the students' Individual Graduation Plan for Dual Credit by the midterm of their freshman year;
4. Designate personnel to monitor the rigor and quality of instruction in order to assure compliance with the standards established by the State, the Southern Association of Colleges and Schools Commission on Colleges, SWTJC, and the EPISD;
5. Provide professional development for all ISD personnel serving as classroom Monitors for Video Conferencing or Internet courses.
6. Participate in support of the Eagle Pass ECA Director as appropriate and provide feedback to the supervisor of the Director; provide articulation support for transition of Eagle Pass ECHS graduates to a four-year college;
7. Provide dual enrolled students access to the instructional and digital resources available on the campus of SWTJC, for example:
  - Support Services
  - Library
  - Tutoring
8. Provide security for Eagle Pass ECA students, just as provided for any other SWTJC student, when they attend courses on an SWTJC campus;
9. Select, supervise, and evaluate instructors of all college-level curricula offered for college credit through Eagle Pass ECA. Classroom Monitors assigned for Video Conferencing or Internet courses will also be supervised and evaluated by SWTJC personnel.
10. To provide alignment with State-wide goals for Dual Credit:
  - a. The SWTJC Office of Institutional Effectiveness will provide disaggregated data to College and ISD officials on the enrollment and persistence of ECHS

students.

- b. SWTJC will continue to provide ECHS students, in collaboration with ISD staff, academic and career advising and student success services.
- c. The SWTJC Office of Institutional Effectiveness will provide data on student success in courses and SWTJC programs; as feasible, the Office will provide data on student success in course work completed subsequent to participation in SWTJC courses taken for dual credit.

#### **D. Duties of EPISD**

EPISD will:

1. Provide to the SWTJC Outreach office all course requests according to the following schedule of deadlines:

Fall term – 3rd Friday in June, noon

Spring term – 2<sup>nd</sup> Friday in November, noon

Summer terms – 2<sup>nd</sup> Friday in May, noon

Requests received from the ISD by SWTJC for courses or course changes after these deadlines will be processed on a case-by-case basis.

1. Be the fiscal agent and manage any funding for the Eagle Pass ECA. The Early College High School shall generate ADA funds for the EPISD from the attendance of students, which will be used to provide funding for the operations and expenditures of the high school as authorized by the Texas Education Code.
2. Consult with SWTJC faculty on course goals and outcomes for Eagle Pass ECA;
3. Pay salaries of EPISD teachers who teach Eagle Pass ECA students; EPISD staff will report working hours for ISD employees to the Teacher Retirement System.
4. Provide transportation to and from the student's high school to the SWTJC campus; as mutually agreed;
5. Provide all technology needs for the Eagle Pass ECA students;
6. Ensure that all EPISD high school courses are in the students' Individual Graduation Plans by the end of the midterm of their Freshman year;
7. Immediately inform the SWTJC Vice President of Academic Affairs Office of any Eagle Pass ECA student's placement into "Homebound" status. Depending on the number of courses affected, the course subject(s), the weeks remaining in the semester, and the availability of qualified faculty to assume instruction,

SWTJC administration may require a "Homebound" student to withdraw from the course(s).

8. Assess student college readiness. For this assessment, EPISD may use any instrument approved by the State of Texas in accordance with §§ 4.54 and 4.56 Texas Administrative Code, Title 19, Part 1, including, but not limited to STAAR, EOC, PSAT, ACT scores, and SAT scores. After assessment, EPISD will, using SWTJC guidelines, determine what forms of assistance and remediation, if any, are necessary prior to a student's enrollment in any college-level curriculum based on the results of the assessment and other indicators of student readiness.
9. Will be a TSI testing site (where applicable)
10. Bear the costs of student regalia associated with students' graduation from SWTJC. SWTJC will waive student graduation fees.

**E. Joint Duties**

1. EPISD and SWTJC are jointly responsible, through the Steering Committee, for the development and implementation of an evaluation process to determine the effectiveness of the Eagle Pass ECA. Measures of effectiveness will include, but are not limited to: student results on the K-12 accountability assessments and success indicators of graduates at Texas public institutions of higher education (e.g., participation rates, grade point average, retention rates, graduation rates and college course completion rates).
2. The ECHS college counselor will be trained as a college advisor by SWTJC. This counselor will also have office space available at the college to access information from the college. The counselor will also have access to all pertinent student information that can help in the advising of ECHS students. (FERPA – 34CRR section 99.31)
3. EPISD and SWTJC shall provide opportunities for ECHS teachers and higher education faculty to collaborate through planning, teaching, and professional development. Eagle Pass ECA will provide common planning time for instructional faculty and include higher education faculty when possible. Teacher mentoring and professional development will be made available where necessary.
4. To comply with Senate Bill 25 (2019) ECHS and SWTJC staff will collaborate to compel any dual credit student to file a degree plan with SWTJC "not later than: 1) the end of the second regular semester or term immediately following the semester or term in which the student earned a cumulative total of 15 or more semester credit hours of course credit for dual credit courses successfully completed by the student; or 2) if the student begins the student's first semester or term at the institution with 15 or more semester credit hours of course credit for dual credit courses successfully completed by the student, the end of the student's second regular semester or term at the institution."

5. A student must follow the course sequence recommendations or requirements of an SWTJC degree plan, program, or pathway. A student will not be permitted to combine SWTJC Applied Science program requirements with A.A., A.S., A.A.T., or ASES requirements unless the SWTJC Registrar's Office receives official notice from an appropriate ISD official of the student's desire/intent. Such notice must be received by SWTJC on or before the last SWTJC working day in May of the student's High School Sophomore year. A student who is permitted by an ISD to add a Technical Endorsement after this May deadline may not fulfill the Technical Endorsement's requirements with college courses taken for dual credit.
6. SWTJC and EPISD will collaborate to inform all ISD students and parents of the benefits and costs of dual credit. Efforts will include, but not be limited to, information sessions and a marketing campaign.

**F. Faculty**

1. Full-time SWTJC faculty:
  - a. may be assigned to Eagle Pass ECA upon fulfilling their SWTJC contractual teaching load.
  - b. will teach only college courses for dual credit.
2. SWTJC Adjunct faculty:
  - a. may not exceed the number of courses allowable per semester under SWTJC Faculty Handbook Policy "Class Assignments."
3. Faculty provided by EPISD:
  - a. will teach high school courses in the Eagle Pass ECA;
  - b. may be designated by SWTJC administration as SWTJC Adjunct faculty to teach college courses for dual credit, if credentialed.
4. Modes of Instruction:
  - a. Course Delivery (face-to-face, video conferencing, online, hybrid) will be determined by the SWTJC administration in consultation with the EPISD.

**G. Classroom and Facilities**

1. Through mutual agreement, SWTJC or the Eagle Pass ECA will provide classrooms or work space for all courses offered for the Eagle Pass ECA.
2. ECA students will be issued a SWTJC identification card for access to SWTJC services and to appropriate facilities.
3. EPISD will solely bear the cost of any remodeling of ISD space that may be

required to meet the specific needs of the Eagle Pass ECA.

4. EPISD, through EPISD budget, will be responsible for the costs associated with the maintenance, repair, and use of ISD spaces for the Eagle Pass ECA.
5. EPISD through the EPISD budget will be responsible for all other operating costs such as telephone, utilities, custodial and any other operating costs associated with Eagle Pass ECA.

#### H. Tuition and Fees

1. When an ISD instructor assigned by SWTJC teaches a college course for dual credit, SWTJC will waive tuition and fees.
2. The EPISD agrees to pay SWTJC \$2,500 per course section taught by any individual SWTJC teacher at a (n) EPISD facility, UP TO TWO (2) COURSE SECTIONS in a Fall or Spring semester. Beyond two course sections in either a Fall or Spring semester, EPISD agrees to the following payment schedule for each individual SWTJC faculty member:
  - a. For a "full" teaching load, defined by SWTJC as five (5) three-hour classes or three (3) class/laboratory combinations (e.g., Biology) in a Fall or Spring semester, EPISD will pay SWTJC \$35,000.00 per academic year, defined as a Fall semester and its subsequent Spring semester.
  - b. For four-fifths (4/5) of a "full" teaching load, EPISD agrees to pay SWTJC four-fifths of \$35,000.00, or \$28,000.00 per academic year.
  - c. For three-fifths (3/5) of a "full" teaching load, EPISD agrees to pay SWTJC three-fifths of \$35,000.00, or \$21,000.00 per academic year.
3. Online/Internet courses are not defined as face-to-face courses; by definition they do not require a particular space or time to be held. Therefore, internet/online classes do not qualify for the \$2,500 per-course rate. ISDs with students in online/internet courses will be charged the tuition rate described below in section 5.
4. Courses delivered to a (n) EPISD facility by an SWTJC instructor via Video Conferencing (television), or other video platforms such as Zoom or Microsoft Teams, are considered to be face-to-face, since students receive instruction at a set place and time. Therefore, the \$2,500 per-course fee will apply to Video Conferencing course sections, regardless of the number of students enrolled in the ECHS portion of the class section.
5. For Eagle Pass Early College Academy students enrolled in internet classes or in classes held on an SWTJC campus, SWTJC will charge a discounted tuition rate. The discount will be 15% off of the approved "In-District" tuition rate for the given semester. Therefore, the charged tuition for each student would be 85% of the "In-District" rate for the given semester.

6. In the case of Clauses H2 and H3 as stated above, all other course and administrative fees will be waived.
7. Labs:
  - a. Lab materials and equipment costs for labs conducted at an EPISD facility will be borne by EPISD. SWTJC will bear lab materials and equipment costs for labs taught at an SWTJC facility.

#### **I. Books and Supplemental Instructional Materials**

1. Courses offered for dual credit will be identified as college-level courses. SWTJC Master Syllabus requirements for books, materials, and learning outcomes must be followed for all college courses. Books used for the ECHS courses will be used for at least 3 years.
2. EPISD will purchase necessary textbooks for all Eagle Pass ECA classes.
3. When possible, SWTJC will authorize the use of approved Open Educational Resources (OER) as instructional materials.

#### **J. Recruitment and Enrollment of Students**

1. Students will be recruited from all currently enrolled EPISD students. EPISD officials will be solely responsible for determining which students are admitted to the ECA.
2. Students enrolled in the Eagle Pass ECA will comply with all expectations of compliance in the rules and policies of the ISD Code of Conduct and the SWTJC Code of Conduct.
3. Students enrolled in college courses for dual credit will comply with all policies of EPISD and the policies of SWTJC including but not limited to residency and attendance requirements of both SWTJC and EPISD.
4. SWTJC will assist with recruitment, enrollment and retention, as necessary, of all students selected for the Eagle Pass ECA.
5. To secure the broadest applicant pool possible, EPISD will recruit qualified eighth grade students enrolled in the EPISD. This process will include:
  - a. Creation of an ECA website that provides recruitment and admission information;
  - b. Distribution of recruitment/admission packets to middle school students in the school district;
  - c. Meetings with middle school counselors to introduce and explain the concept of the Eagle Pass ECA;

- d. Student/parent meetings at all middle school campuses explaining the opportunities and commitment required of students in Eagle Pass ECA;
- e. Presentation of recruitment and admission information in a bilingual mode; and
- f. Parent and student interviews

**K. Composition of Classes**

1. The Texas Administrative Code (TAC) Title 19, Part 1, Chapter 4, Subchapter D describes the allowable options for students attending any college course for dual credit. The EPISD and SWTJC Administrations agree to those options, quoted from TAC, below:

“Dual credit courses may be composed of dual credit students only or of dual and college credit students. Exceptions for a mixed class, which would also include high school credit-only students, may be allowed only under one of the following conditions:

- (1) If the course involved is required for completion under the State Board of Education High School Program graduation requirements, and the high school involved is otherwise unable to offer such a course.
- (2) If the high school credit-only students are College Board Advanced Placement students.
- (3) If the course is a career and technology/college workforce education course and the high school credit-only students are earning articulated college credit”

In the case of J1, above, SWTJC administration may require that the ECHS administration demonstrate the need for such a “mixed class.”

2. Dual credit course class size shall not exceed the capacity limit as set by the college. Distant Learning/Online courses shall not exceed the capacity limit of 15 students per class. Stand Alone/Traditional Face-to-Face courses shall not exceed the capacity limit of 30 students, unless otherwise specified by individual program definitions. Exceptions must be approved by the SWTJC Vice President of Academic Affairs.

3. A student who qualifies for accommodations/services through the Americans with Disabilities Act (ADA) may request an accommodation to participate in the educational programs and activities of Southwest Texas Junior College. Accommodations are provided through the SWTJC Disability Support Services (DSS) office. SWTJC is not required or able to utilize the qualification criteria used by an ISD to determine a student’s eligibility for accommodations. Therefore, a student enrolled in a college course offered for dual credit who qualifies for disability support services may have differing accommodations from the school district and the college.

A student seeking disability support services from the college must meet with an SWTJC DSS representative and submit the appropriate diagnostic/medical documentation for the requested service. Upon review of the documentation, SWTJC DSS staff provides an official college accommodations letter for the student and the school district counselor, who then provides the letters to the student’s instructor(s). Accommodations required by state law or school district policy exceeding those implemented by the college shall be the responsibility of the school

district. The SWTJC DSS representative and the appropriate school district official will keep each other informed of requests for accommodations and accommodation complaints regarding students enrolled in college courses offered for dual credit.

#### **L. Grading Periods and Policies**

SWTJC will keep the ECHS Principal/Director abreast of students in jeopardy of failing a class and, if requested to do so, provide numerical grades for the purpose of calculating District GPAs. Semester grades and grading policies are outlined in each instructor's course syllabus. ECHS personnel are responsible for advising ECHS students concerning academic progress in the course's high school component.

Grades are due in the Office of the SWTJC Registrar by the published date and time for each semester. SWTJC transcripts and degree plans will have cumulative GPAs. Transcript corrections due to change in program or pathway or to repeating a course are updated prior to the next grade reporting period. The SWTJC Registrar will provide appropriate security and confidentiality measures for reporting and posting of grades and transcript maintenance.

The ECHS shall follow ISD policy as to the weighing system for a college course grade for the ECHS student's final high school grade point average (GPA). Aside from providing SWTJC course grade data, SWTJC faculty, administration, and staff will have no role in the development or implementing of the ISD weighting system.

Under no circumstances will an SWTJC instructor enter student grades or attendance data directly into an ISD's grade management system, e.g., Skyward. SWTJC faculty will provide ISD Staff daily attendance data and six-week grade averages, when requested.

To achieve ongoing enrollment at SWTJC, ECHS students must meet SWTJC academic standards for coursework completed through the college. As outlined in the SWTJC Catalog, students will be placed on Academic Probation at the conclusion of any long semester (Fall or Spring) when their institutional cumulative grade point average at SWTJC falls below 2.0. Such students are encouraged to participate in **academic support programs** and to seek academic advising. Students on Academic Probation may enroll for one additional semester in an attempt to achieve the required institutional cumulative grade point average of 2.0 or better. All grade points earned by a student will be included in the computation of the overall cumulative grade point average. In the case of a repeated course, the last grade recorded will be used in the computation.

Students on Academic Probation who fail to achieve the minimum institutional cumulative grade point average during the next long semester will be placed on Academic Suspension. Students on Academic Suspension must sit out one long semester and may re-enroll after such absence under Conditional Academic Probation. Prior to enrolling, the returning student must meet with the ECHS Counselor to develop an academic improvement plan.

The student may appeal the Academic Suspension to the SWTJC Vice-President of Academic Affairs, or to a designee, by submitting to the VP's Office the SWTJC Scholastic Suspension Appeal Form with required documentation. If the appeal is approved, the student will be permitted to enroll under Conditional Academic Probation and will be restricted to enrollment in a maximum of 2 college courses for the probationary semester. Prior to enrolling, the returning student must meet with the SWTJC Vice President of Academic Affairs, or designee, to develop an academic improvement plan.

### Attendance/Absence

- (1) Students are expected to regularly attend all classes in which they are enrolled and are responsible for the completion of all work missed because of an absence. Therefore, the instructor may consider all absences except when prohibited by State law or statute.
- (2) Acceptable reasons for absences are, but not limited to: personal illness, death in the immediate family, religious holy days in compliance with Section 51.911 of the Texas Higher Education Code, military or legal obligations, or school trips. It is the responsibility of the students to inform the instructor of an excused absence related to one or more of the aforementioned categories and to ask for make-up work.
- (3) A high school student who misses class due to a required function at their school district or a University Scholastic League (UIL) event will be excused. Documentation of such activities must be provided to the instructor. Arrangements must be made with the instructor prior to the absence. Students must be allowed to complete missed work due to an excused absence without penalty.
- (4) An instructor may request the withdrawal of a student from a class when the total number of absences exceeds SWTJC criteria for "Excessive Absences" and the student has failed to make the appropriate contact with the Instructor regarding the validity of the absence and the need for make-up work.

### GRADES

College level course grades are designated in terms of letters and grade points, which may be interpreted according to the following chart. Grade point averages are computed by assigning value to each grade as follows:

|            |                             |                |
|------------|-----------------------------|----------------|
| <b>A</b>   | Excellent (90-100)          | 4 grade points |
| <b>B</b>   | Good (80-89)                | 3 grade points |
| <b>C</b>   | Average (70-79)             | 2 grade points |
| <b>D</b>   | Passing (60-69)             | 1 grade point  |
| <b>F</b>   | Failure (59-Below)          | 0 grade points |
| <b>Q</b>   | Failure based on attendance | 0 grade points |
| <b>I</b>   | (Conditional/Incomplete)    | 0 grade points |
| <b>W</b>   | Withdrew                    | 0 grade points |
| <b>EW</b>  | Administrative withdrawal   | 0 grade points |
| <b>NR</b>  | Not Reported by Instructor  | 0 grade points |
| <b>CIP</b> | Course in Progress          | 0 grade points |
| <b>Z</b>   | Not counted as courses      | 0 grade points |

**I** becomes **F** if the work is not completed during the designated six-week grace period. The six-week period is to be counted from the beginning of the following semester (including summer school). Mid-term and final grades can be retrieved via Web Advisor at [www.swtjc.edu](http://www.swtjc.edu). **Please note:** Grading policies may vary depending on program. See individual programs in the SWTJC catalog for specific information.

### M. Instructional Calendar

SWTJC and EPISD will confirm an instructional calendar that is consistent with the

mutual needs and requirements of both parties. Inclement weather policies established by EPISD and SWTJC shall be followed by Eagle Pass ECA.

**N. Student Code of Conduct**

Eagle Pass ECHS students shall adhere to the:

1. Policies of EPISD;
2. Policies of SWTJC.

**O. Media and Public Relations**

Media and public relations regarding the Eagle Pass ECA will be managed according to EPISD and SWTJC protocols. The EPISD, when reporting and publicizing high school students' completion of dual credit courses, degrees or certificates, will recognize Southwest Texas Junior College as its Higher Education partner.

**3. Indemnification**

To the extent permitted under the laws and Constitution of the State of Texas and without waiving any defenses, including governmental immunity, SWTJC will indemnify EPISD against claims arising out of this AGREEMENT that result from SWTJC's intentional or negligent acts. To the extent permitted under the laws and Constitution of the State of Texas and without waiving any defenses, including governmental immunity, EPISD will indemnify SWTJC against claims arising out of this Agreement that result from EPISD's intentional or negligent acts. The provisions in this paragraph are solely for the benefit of the parties to this AGREEMENT and are not intended to create or grant any rights, contractually or otherwise, to any third party.

**4. Term**

Subject to prior termination or revocation of this AGREEMENT as provided in section 5 (below) of this AGREEMENT, the initial term of this AGREEMENT is in full force and effect for a period of one year commencing on August 1, 2021 and terminating on July 31, 2022. It may be renewed for additional terms as determined by both partners. At least one hundred twenty (120) days before the expiration of the initial term and any subsequent renewal terms, SWTJC and EPISD shall review this AGREEMENT and may renew this AGREEMENT on approval of SWTJC and EPISD.

**5. Right of Revocation**

Either party may terminate this AGREEMENT on 120 days' written notice to the other party. Termination may occur immediately upon the material breach of this AGREEMENT by one of the parties. A breach of this AGREEMENT includes, but is not limited to, a violation of the policies and rules of SWTJC or EPISD, the making of a misrepresentation or false statement by one of the parties, nonperformance of the party's duties, or the occurrence of a conflict of interest between the parties. Each party has 30 days to cure the breach. If this AGREEMENT is terminated during an academic term, students enrolled in classes under this AGREEMENT will be allowed to finish their coursework according to the requirements for discontinuation of an ECA program outlined in the TEA *Memorandum of Understanding*:

*Guidance for Early College High Schools.*

**6. Assignment**

No party may assign their interest in this AGREEMENT without the written permission of the other party.

**7. Limitation of Authority**

- A. No party has authority for and on behalf of the other except as provided in this AGREEMENT. No other authority, power, partnership, use of rights are granted or implied.
- B. This AGREEMENT represents the entire AGREEMENT by and between the parties and supersedes all previous letters, understanding or oral agreements between the SWTJC and EPISD. Any representations, promises, or guarantees made but not stated in the body of this Agreement are null and void and of no effect.
- C. No party may make, revise, alter, or otherwise diverge from the terms, conditions, or policies which are subject to this AGREEMENT without a written amendment to this AGREEMENT. Changes to this AGREEMENT are subject to the approval of the SWTJC and EPISD Legal Departments and Boards of Trustees.
- D. No party may incur any debt, obligation expense, or liability of any kind against the other without the other's express written approval.

**8. Waiver**

The failure of any party to exercise the rights granted them herein upon the occurrence of any of the contingencies set forth in this AGREEMENT shall not in any event constitute a waiver of any such rights upon the occurrence of any such contingencies.

**9. Applicable Law**

This AGREEMENT and all materials and/or issues collateral thereto shall be governed by the laws of the State of Texas applicable to contracts made and performed entirely therein.

**10. Venue**

Venue to enforce this AGREEMENT shall lie exclusively in UVALDE County, Texas.

**11. Miscellaneous Provisions**

- A. Parties to this AGREEMENT shall comply with all Federal, State and local law.
- B. If the Texas Higher Education Coordination Board or TEA adopts new guidelines for Early College High School programs during the term of this AGREEMENT, the new guidelines shall prevail and shall cause the parties to execute an amendment to the AGREEMENT, if necessary.

**12. Notice**

Notices given pursuant to this AGREEMENT shall be sufficient if actually received and sent by certified or registered mail, postage fully prepaid to:

Southwest Texas Junior College  
Dr. Hector Gonzales, President  
2401 Garner Field Road  
Uvalde, Texas 78801

Eagle Pass ISD  
Samuel Mijares, Superintendent

Either party reserves the right to designate in writing to the other party any change of name, change of person, or address to which the notices shall be sent

**13. Nondiscrimination**

Parties to this Agreement shall not discriminate in this Program on the basis of race, sex, national origin, disability, religion, or sexual orientation.

**14. Signatory Clause**

The individuals executing this AGREEMENT on behalf of the SWTJC and EPISD acknowledge that they are duly authorized to execute this AGREEMENT on behalf of their respective principals. All parties hereby acknowledge that they have read this AGREEMENT and understand its terms.

**15. Amendment**

The Parties to this MOU acknowledge that the Eagle Pass ECA program anticipated by this MOU is in ongoing stages of development. The parties further understand that it may be necessary to amend and modify this MOU from time to time in order to address concerns or issues that arise as the program progresses. However, no amendment, modification or alteration of the terms of this agreement shall be binding unless the same is in writing, dated subsequent to the date hereof and duly executed by an authorized representative of the parties hereto.

**16. Safety**

If any high school student, instructor, employee of EPISD or administrator should experience an accident or sudden illness while on the premises of SWTJC, the response to such incidents will be based upon the guidelines, procedures, and operation of SWTJC and EPISD regulations. Upon mutual agreement, SWTJC may require the School District to provide ISD security personnel.

**17. Confidentiality of Student Records:**

The Parties agree to maintain the records of all students in accordance with all applicable Federal, State, and local laws. The parent(s) of any authorized student shall have access to his or her child's records if allowed under the Family Educational Rights and Privacy Act ("FERPA") (20 U.S.C. § 1232g). All records relating to Eagle Pass ECA students which are generated or maintained by either party shall be considered education records in accordance with applicable laws and policies. All parties shall maintain the confidentiality of these and all education records in accordance with all applicable State, Federal and local laws and regulations, including FERPA and School District Board Policy. The Parties shall not release education records to any third party without prior written consent by the appropriate person (as defined under FERPA and any applicable local or State law), except as otherwise permitted by law.

**18. Texas Law to Apply**

This agreement shall be construed under and in accordance with the laws of the State of Texas and all obligations of the parties created hereunder are performable in Uvalde County, Texas

**19. Force Majeure**

Neither party to this AGREEMENT shall be required to perform any term, condition, or covenant in this agreement so long as performance is delayed or prevented by force majeure, which shall mean acts of God, strikes, lockouts, material or labor restrictions by a governmental authority, civil riots, floods, and any other cause not reasonably within the control of either party to this AGREEMENT and which by the exercise of due diligence such party is unable, wholly or in part, to prevent or overcome. If by reason of force majeure, either party is prevented from full performance of its obligations under this AGREEMENT, written notice shall be provided to the other party within three days.

EXECUTED in duplicate original counterparts effective upon the date indicated below:

**SOUTHWEST TEXAS JUNIOR COLLEGE**

By: \_\_\_\_\_ Date: \_\_\_\_\_

**EAGLE PASS INDEPENDENT SCHOOL DISTRICT**

By: \_\_\_\_\_ Date: \_\_\_\_\_

# BOARD OF TRUSTEES AGENDA

|                          |                 |                                     |                |                          |                |
|--------------------------|-----------------|-------------------------------------|----------------|--------------------------|----------------|
| <input type="checkbox"/> | <b>Workshop</b> | <input checked="" type="checkbox"/> | <b>Regular</b> | <input type="checkbox"/> | <b>Special</b> |
|--------------------------|-----------------|-------------------------------------|----------------|--------------------------|----------------|

- (A)  **Report Only**  **Recognition**

**Presenter(s):**

**Briefly describe the subject of the report or recognition presentation.**

- (B)  **Action Item**

**Presenter(s): DAVID CAMARILLO, EXECUTIVE DIRECTOR FOR INSTRUCTION**

**Briefly describe the action required.**

CONSIDER AND TAKE APPROPRIATE ACTION ON THE REQUEST TO APPROVE THE AGREEMENT BETWEEN COLLEGE BOARD AND EAGLE PASS ISD TO PURCHASE SAT EXAMS FOR SECONDARY CAMPUSES AND THE BOARD DELEGATES THE SUPERINTENDENT OR DESIGNEE THE AUTHORITY TO MAKE RELATED BUDGETED PURCHASES OF GOODS OR SERVICES AS PER BOARD POLICY.

- (C) **Funding source: Identify the source of funds if any are required.**


169 HIGH SCHOOL ALLOTMENT FUNDS

- (D) **Clarification: Explain any question or issues that might be raised regarding this item.**

PREPARES STUDENT FOR A SUCCESSFUL TRANSITION TO COLLEGE



## Memorandum

**To:** Samuel Mijares, Superintendent of Schools  
**From:** David Camarillo, Executive Director for Instruction   
**Date:** June 30, 2021  
**Re:** College Readiness & Success Agreement

---

The 2021-2022 agreement between College Board and Eagle Pass ISD is being submitted for board approval. College Board helps students prepare for a successful transition to college through programs and services in college readiness and college success including the SAT.

Should you have any questions, please contact me at your convenience at ext. 82201/82202.

DC/vs

**COLLEGE BOARD'S  
COLLEGE READINESS AND SUCCESS AGREEMENT #: CB-00029822**

**THIS AGREEMENT**, including all appendices, exhibits, and schedules attached hereto (this "**Agreement**"), is made as of this August 01, 2021 ("**Effective Date**"), by and between Eagle Pass Independent School District ("**Client**") and College Board ("**College Board**").

**WHEREAS**, College Board shall make available, and Client may order the following College Board exams, products, and services related to College Board's College Readiness and Success System.

**NOW, THEREFORE**, in consideration of the foregoing, the mutual covenants and undertakings contained herein, and other good and valuable consideration, the receipt and sufficiency of which are hereby acknowledged, the parties, intending to be legally bound, hereby agree to the following:

**1.0 Services.** College Board shall furnish Client with the exams, products, licenses, services and/or materials (collectively, "**Services**") in accordance with the applicable schedules, which outline the Services hereunder, attached hereto and incorporated herein by this reference ("**Schedule**"). If Client has additional orders after the Effective Date of this Agreement, and during the Term (as defined in Section 2.1), the parties agree such Services shall be added by an addendum signed by both parties.

**2.0 Term & Termination.**

**2.1 Term.** This Agreement shall be for a term beginning as of the Effective Date and, unless sooner terminated as provided herein, will expire on June 30, 2022 ("**Initial Term**"). Client may renew this Agreement in twelve (12) month increments ("**Renewal Term**"), upon notice to the College Board of its intent to renew within thirty (30) days prior to the expiration date of this Agreement. During any Renewal Term, this Agreement shall be subject to College Board's then-current fees and policies at the time of renewal. The Initial Term and each subsequent Renewal Term shall be collectively referred to as the "**Term**." If, during the Term, Client decides to change to the administration of a digital College Board assessment, College Board reserves the right to attach an additional schedule specific to such administration, containing operational policies and any additional terms and conditions.

**2.2 Termination.** If either party breaches any of the provisions of this Agreement (including but not limited to Client's failure to make any payment when due), either party shall have the right to give the other party written notice to cure such breach within thirty (30) days and, if such breach is not cured within a thirty (30) day period, either party shall have the right to terminate this Agreement, without waiver of any other remedy, whether legal or equitable; provided, however, if Client breaches the Representations and Warranties or Ownership of Intellectual Property, or both, then College Board shall have the right to terminate this Agreement immediately.

**2.2.1 Rights After Termination.** If any Schedule is terminated for any reason, all rights granted to Client hereunder with respect to the Services under that Schedule shall cease, and Client shall: (a) immediately cease all use of the applicable Services and purge any and all software, content, and materials from Client's computer systems, storage media and files, and all copies thereof, as applicable, and (b) promptly return or destroy, at College Board's direction, content and materials, and all copies thereof, and all other confidential information of College Board then in Client's possession or under Client's control. Upon termination of this Agreement, College Board shall terminate Client's access to any systems to which Client has access under this Agreement.

**2.2.2 Partial Payment Upon Termination.** Client will compensate College Board for all services, including any costs associated with the initial deployment of resources in preparation for providing the Services under this Agreement, through the effective date of any termination in accordance with invoices issued or to be issued by College Board.

**2.2.3 Availability of Services.** In addition to its other rights hereunder, College Board may cease making certain Services commercially available at any time by providing Client sixty (60) days written notice. In such event, College Board will cease furnishing such Services under this Agreement and this Agreement shall continue in full force and effect, except for provisions specifically affecting such Services. College Board will refund Client any fees paid for the unused portion of such Services.

**3.0 Fees and Payment.** Client shall pay those fees set forth in each Schedule for the Services furnished during the 2021-2022 implementation year. Unless otherwise indicated in a Schedule, payment terms are Net 30.

**4.0 Taxes.** Client agrees to pay any sales, use, value added or other taxes or import duties (other than College Board's corporate income taxes) based on, or due as a result of, any fees paid to College Board under this Agreement, unless Client is

exempt from such taxes as the result of Client's corporate or government status and Client has furnished College Board with a valid tax exemption certificate.

#### 5.0 Representations and Warranties.

5.1 **Authority.** Client represents and warrants that it is empowered under applicable state laws to enter into and perform this Agreement and it has caused this Agreement to be duly authorized, executed, and delivered.

5.2 **College Board Services Warranty.** College Board represents and warrants that it shall perform its obligations under this Agreement in a professional, workmanlike manner.

5.3 **College Board Disclaimer of Implied Warranties.** EXCEPT AS PROVIDED ABOVE, COLLEGE BOARD MAKES NO WARRANTIES WHATSOEVER AND PROVIDES THE SERVICES, AS APPLICABLE, ON AN "AS IS" AND "AS AVAILABLE" BASIS. COLLEGE BOARD HEREBY DISCLAIMS ALL OTHER WARRANTIES, WHETHER EXPRESS, IMPLIED, OR STATUTORY, INCLUDING, WITHOUT LIMITATION, ANY IMPLIED WARRANTY OF MERCHANTABILITY, FITNESS FOR A PARTICULAR PURPOSE, AND NON-INFRINGEMENT OF THIRD-PARTY RIGHTS. COLLEGE BOARD DOES NOT WARRANT THE OPERATION OF THE DELIVERABLES TO BE UNINTERRUPTED OR ERROR-FREE OR THAT ALL DEFICIENCIES OR ERRORS ARE CAPABLE OF BEING CORRECTED. FURTHERMORE, COLLEGE BOARD DOES NOT WARRANT OR MAKE ANY REPRESENTATIONS REGARDING THE USE OF THE SERVICES OR THE RESULTS OBTAINED THEREFROM OR THAT THE SERVICES WILL SATISFY CLIENT'S REQUIREMENTS.

6.0 **Limitation of Liability.** TO THE EXTENT PERMITTED BY LAW, AND NOTWITHSTANDING ANY OTHER PROVISION OF THIS AGREEMENT, THE TOTAL LIABILITY, IN THE AGGREGATE, OF COLLEGE BOARD AND ITS OFFICERS, TRUSTEES, PARTNERS, EMPLOYEES, AGENTS AND COLLEGE BOARD'S SUBCONTRACTORS AND CONSULTANTS, AND ANY OF THEM, TO CLIENT AND ANYONE CLAIMING BY, THROUGH OR UNDER CLIENT, FOR ANY AND ALL CLAIMS, LOSSES, COSTS, OR DAMAGES WHATSOEVER ARISING OUT OF, RESULTING FROM OR IN ANY WAY RELATED TO THIS AGREEMENT OR THE WORK PERFORMED BY COLLEGE BOARD PURSUANT TO THIS AGREEMENT FROM ANY CAUSE OR CAUSES, INCLUDED BUT NOT LIMITED TO THE NEGLIGENCE, PROFESSIONAL ERRORS OR OMISSIONS, STRICT LIABILITY OR BREACH OF CONTRACT OR WARRANTY EXPRESS OR IMPLIED OF COLLEGE BOARD OR COLLEGE BOARD'S OFFICERS, TRUSTEES, PARTNERS, EMPLOYEES, AGENTS, SUBCONTRACTORS OR CONSULTANTS OR ANY OF THEM, SHALL NOT EXCEED THE ACTUAL AMOUNT PAID TO COLLEGE BOARD UNDER THIS AGREEMENT FOR THE SPECIFIC SERVICE SUBJECT TO THE DAMAGES CLAIM.

IN NO EVENT SHALL EITHER PARTY, THEIR AFFILIATES OR THEIR SUBCONTRACTORS BE LIABLE FOR ANY SPECIAL, INCIDENTAL, INDIRECT, CONSEQUENTIAL, EXEMPLARY, OR PUNITIVE DAMAGES (INCLUDING, BUT NOT LIMITED TO, ANY DAMAGES FOR LOSS OF PROFITS OR SAVINGS, LOSS OF USE, BUSINESS INTERRUPTION OR THE LIKE), EVEN IF SUCH PARTY HAS BEEN ADVISED OF THE POSSIBILITY OF SUCH DAMAGES.

7.0 **Indemnification.** To the extent permitted by law and notwithstanding any other provision of this Agreement, Client agrees to indemnify, hold harmless, and defend College Board from and against any and all liabilities, demands, claims, fines, penalties, damages, forfeitures, and suits, together with reasonable attorneys' and witnesses' fees and other costs and expenses of defense and settlement, which College Board may incur, become responsible for or pay out as a result of death or bodily injury or threat thereof to any person, destruction of or damage to any property, any violation of local state or federal laws, regulations, or orders, or any other damages claimed by third parties (collectively, "Damages") provided, however, that Client shall not be obligated to indemnify College Board to the extent such Damages are caused directly by the gross negligence or willful misconduct of College Board.

8.0 **Ownership of Intellectual Property.** Client agrees and acknowledges that all intellectual property provided under or pertaining to this Agreement, including, but not limited to, any College Board publications, College Board website(s), CD-ROMs, videos, examinations, and all items contained therein, including all copies thereof, all data and score reports and any parts thereof, all copyrights, trademarks, trade secrets, patents, and other similar proprietary rights are the sole and exclusive property of College Board. Nothing in this Agreement should be interpreted to indicate that College Board is passing its proprietary rights in and to College Board Intellectual Property to the Client except as specifically provided under a particular Schedule.

#### 9.0 Miscellaneous.

9.1 **Cooperation.** Client shall cooperate fully with College Board, its agents, consultants, and subcontractors and provide all assistance as reasonably necessary for College Board to furnish the Services as applicable, including but not limited to:

(a) fulfilling its obligations under the applicable Schedule and (b) other assistance reasonably required by College Board to fulfill its obligations under this Agreement.

**9.2 Force Majeure.** Neither party shall be considered in default in the performance of its obligations under this Agreement to the extent that performance of its obligations is prevented or delayed in whole or in part by any cause beyond its reasonable control, whether foreseeable or not, including, without limitation, acts of God, acts or omissions of governmental authorities, strikes, lockouts or other industrial disturbances, acts of public enemies, terrorism, wars, blockades, riots, civil disturbances, curtailment of transportation, Client's failure to cooperate as described in Section 9.1 (Cooperation), pandemics or epidemics including without limitation COVID-19 virus or new strains of the COVID-19 virus, floods, hurricanes, tornadoes, environmental or nuclear contamination, and any other similar acts, events, or omissions (each a "Force Majeure Event") that make it illegal, impracticable, inadvisable, unsafe, or impossible for a party to perform its obligations under this Agreement, provided that College Board shall have a duty to reasonably mitigate, or cause to be mitigated, any such disruptions (or parts thereof). College Board's obligation to furnish the Services shall be suspended (or reduced, as applicable) during the period and to the extent that provision of the Services is disrupted by the Force Majeure Event, without such suspension or disruption constituting a material breach of its obligations under this Agreement.

**9.3 Governing Law and Choice of Forum.** This Agreement shall be construed in accordance with the terms and conditions set forth in this Agreement and the law of the State of Texas without regard to choice or conflict of laws principles that would cause the application of any other laws. Any dispute or controversy arising out of or relating to this Agreement or otherwise shall be determined by a court of competent jurisdiction in Texas State (or the Federal Court otherwise having territorial jurisdiction over such County and subject matter jurisdiction over the dispute), and not elsewhere, subject only to the authority of the Court in question to order changes of venue; provided, however, that prior to the instigation of any such action (other than an action for equitable relief) a meeting shall be held at a mutually agreed upon location, attended by individuals with decision-making authority to attempt in good faith to negotiate a resolution of the dispute. If within forty-five (45) days after such meeting the parties have not succeeded in resolving the dispute, either party may proceed at law, or in equity, in a court of competent jurisdiction. Client agrees not to demand a trial by jury in any action, proceeding or counterclaim.

**9.4 Notices.** All notices or other communications hereunder shall be deemed to have been duly given and made if in writing and if served by personal delivery upon the party for whom it is intended on the day so delivered, if delivered by registered or certified mail, return receipt requested, or by courier service on the date of its receipt by the intended party (as indicated by the records of such of the U.S. Postal Service or the courier service), or if sent by e-mail, or if not a business day, the next succeeding business day, provided that the email sender retains confirmation of a "read-receipt" which acknowledges recipient's opening of such email, or if not available, promptly confirms by telephone confirmation thereof, to the person at the address set forth below, or such other address as may be designated in writing hereafter, in the same manner, by such person:

To College Board:  
K-12 Contract Management

College Board  
250 Vesey Street  
New York, NY 10281  
Tel: (212) 713-8000  
Contractsmanagement@collegeboard.org

With a copy to  
Legal Department

College Board  
250 Vesey Street  
New York, NY 10281  
Tel: (212) 713-8000  
Legalnotice@collegeboard.org

To Client:  
Samuel Mijares  
Superintendent  
Eagle Pass Independent School District  
1420 Eidson Rd  
Eagle Pass, TX 78852-5410  
Tel: (830) 773-5181  
samijares@eaglepassisd.net

**9.5 Publicity.** Each party agrees to promptly inform the other party of all media inquiries prior to responding thereto and to permit the other party to review and approve prior to release any press releases regarding the services provided for under this Agreement.

**9.6 Relationship of the Parties.** The relationship of the Client and College Board is that of independent contractors. Neither party nor their employees are partners, agents, employees, or joint ventures of the other party. Neither party shall have any authority to bind the other party to any obligation by contract or otherwise. College Board, its employees, and agents shall not be considered employees of the Client while performing these services and will not be entitled to fringe benefits normally accruing to employees of the Client. Client and College Board recognize and agree that College Board is an independent contractor.

If the Client is using federal funds to pay for all or a portion of the Services furnished by College Board under this Agreement, Client acknowledges and agrees that College Board shall not be categorized as a "subrecipient" receiving a federal award as defined by OMB Circular Subpart A.210(c) of Circular No. A-133. College Board shall be defined as a "vendor" that provides good and services within normal business operations, provides similar goods or services to other purchasers and operates in a competitive environment. Client acknowledges and agrees that the substance of the relationship with College Board is that of a vendor not a subrecipient.

**9.7 Third-Party Rights.** Nothing contained in this Agreement, express or implied, establishes or creates, or is intended or will be construed to establish or create any right in or remedy of, or any duty or obligation to, any third party.

**9.8 Survival.** It is agreed that certain obligations of the parties under this Agreement, which, by their nature would continue beyond the termination, cancellation, or expiration of this Agreement, shall survive termination, cancellation, or expiration of this Agreement, including without limitation, payment, ownership of intellectual property, representations and warranties, limitation of liability, confidential and proprietary information, indemnification, term and termination, and Section 9 (Miscellaneous) herein.

**9.9 Amendment; Waiver.** Any provision of this Agreement may be amended or waived if, and only if, such amendment or waiver is in writing and signed, in the case of an amendment, by the parties, or in the case of a waiver, by the party against whom the waiver is to be effective. No failure or delay by any party in exercising any right, power, or privilege hereunder shall operate as a waiver thereof nor shall any single or partial exercise thereof or the exercise of any other right, power, or privilege. Except as otherwise provided herein, the rights and remedies herein provided shall be cumulative and not exclusive of any rights or remedies provided by law.

**9.10 Severability.** The provisions of this Agreement shall be deemed severable, and the invalidity or unenforceability of any provision shall not affect the validity or enforceability of the other provisions hereof. If any provision of this Agreement, or the application thereof to any person or entity or any circumstance, is invalid or unenforceable, (a) a suitable and equitable provision shall be substituted therefor in order to carry out so far as may be valid and enforceable provision and (b) the remainder of this Agreement and the application of such provision to other persons, entities, or circumstances shall not be affected by such invalidity or unenforceability, nor shall such invalidity or unenforceability affect the validity or enforceability of such provision, or the application thereof, in any other jurisdiction.

**9.11 Order of Precedence.** In the event of conflict between the terms and conditions of any Schedule and this Agreement the terms and conditions of the Schedule shall prevail. The parties acknowledge and agree that each shall construe the terms, covenants, and conditions set forth in this Agreement, including each Schedule, as consistent with one another insofar as possible, so as to give effect to the fullest extent possible to each particular clause. Client shall remit any required Client-issued purchasing documents such as a contract or purchase order prior to the scheduled delivery of any Services to ensure prompt payment for Services received under this Agreement ("Client Purchase Order"). Notwithstanding anything to the contrary, the parties hereby acknowledge and agree that the Client Purchase Order shall be subject to the terms and conditions of this Agreement and this Agreement shall supersede any terms and conditions included in the Client Purchase Order. Client acknowledges and agrees that College Board may delay and/or withhold furnishing Services if Client fails to issue the Client Purchase Order for such Services, as applicable, prior to the scheduled delivery date for such Services.

**9.12 Headings.** Headings contained in this Agreement are for reference purposes only. They shall not affect in any way the meaning or interpretation of this Agreement.

**9.13 Integration, Execution and Delivery.** This Agreement includes the Schedules attached hereto and constitutes the entire agreement between College Board and Client and supersedes all prior written or oral understandings, bids, offers, negotiations, or communications of every kind concerning the subject matter of this Agreement, including any Client Purchase Order. No course of dealing between parties and no usage of trade shall be relevant to supplement any term used in this Agreement. Acceptance or acquiescence in a course of performance rendered under this Agreement shall not be relevant to determine the meaning of this Agreement and no waiver by a party of any right under this Agreement shall prejudice that party's exercise of that right in the future. This Agreement may be executed through signatures to any number of counterparts, each of which shall be deemed an original, which together will constitute one Agreement. Delivery of an executed counterpart of this Agreement by electronic transmission, including through DocuSign, shall be equally as effective as delivery of an original executed counterpart of this Agreement. Any party delivering an executed counterpart of this Agreement by electronic transmission also shall deliver an original executed counterpart of this Agreement (except if the parties are using DocuSign), but the failure to deliver an original executed counterpart shall not affect the validity, enforceability, and binding effect of this Agreement. The foregoing execution and delivery shall apply to this Agreement.

**EAGLE PASS INDEPENDENT SCHOOL DISTRICT**

**COLLEGE BOARD**

\_\_\_\_\_  
Signature

\_\_\_\_\_  
Signature

\_\_\_\_\_  
Name

\_\_\_\_\_  
Name

\_\_\_\_\_  
Title

\_\_\_\_\_  
Title

\_\_\_\_\_  
Date

\_\_\_\_\_  
Date

**PSAT/NMSQT  
EARLY PARTICIPATION PROGRAM  
FIXED FEE SCHEDULE**

**I. BACKGROUND**

College Board owns and delivers its national standardized PSAT/NMSQT®<sup>1</sup> test to students. College Board's Early Participation Program is an initiative to support the involvement of all students in the college-going process at an earlier age while there is still time to inform instruction and learning and increase students' readiness for college expectations. Additionally, earlier involvement in the PSAT/NMSQT® assessment will expose students to a wealth of college planning and preparation tools to get and keep them actively involved in the process, as well as provide students with the opportunity to receive national recognition and scholarships through National Merit Scholarship Corporation. This Schedule outlines how a Client sponsors the PSAT/NMSQT administration for students and what data and reports may be provided to Client through our online data portal. College Board supports this initiative by providing clients with access to additional savings when clients pay to engage at least one entire grade of students in taking the PSAT/NMSQT as indicated on the Budget Schedule or elsewhere in this Schedule ('Participating Grade'). Shifting this financial obligation from the student to Client provides greater access for students to the PSAT/NMSQT and initiates students' earlier entry on the road to college.

**II. SCOPE**

College Board shall furnish the PSAT/NMSQT and the following materials and reports to the District and schools designated by Client in Section IV (List of Participating Districts and Schools):

1. **Materials for Students:**
  - a. PSAT/NMSQT test materials (PSAT/NMSQT Student Guides and test booklets).
  - b. Student Online Score Report, delivered via College Board website.
  - c. Access to Official SAT Practice on Khan Academy; students can link their College Board and Khan Academy accounts to receive free personalized practice recommendations based on their performance.
  - d. Access to scholarship and recognition programs, offered by each of National Merit Scholarship Corporation and College Board.
2. **Materials for Schools:**
  - a. Access to online individual student score reports and aggregate score reports, and downloadable student data file, delivered via College Board website.
  - b. Access to AP Potential™, delivered via College Board website.
  - c. SAT Suite of Assessments of Educator Guide available via College Board website.
  - d. PSAT/NMSQT Coordinator Manual (copies sent to schools based on their test booklet order; one per 25 tests ordered).
3. **Reports for District:**
  - a. Access to online individual student score reports and aggregate score reports, and downloadable student data file, delivered via College Board website.
  - b. Access to AP Potential, delivered via College Board website.
4. **Delivering SAT Practice Tools and Support.** In addition to the free practice tools available at <http://sat.collegeboard.org/practice>, all students will have access to free, personalized, and focused practice resources through College Board's collaboration with Khan Academy. Practice materials for the SAT exam are available at the Khan Academy website (<http://satpractice.org>). Client and Participants shall use the Khan Academy practice tool and materials in accordance with Khan Academy's guidelines.
5. **Required Information.** Client shall furnish College Board with: (a) a list of participating schools with their respective College Board school code as prescribed in Section IV (List of Participating Schools); (b) a review of estimated student enrollment from a public data source as prescribed in Section V (Fee Calculation); and (c) Client's contacts as prescribed in Section VI (Contact Information), incorporated by reference herein. Client will review the pre-populated enrollment data from public data sources and send any adjustments as prescribed in Section V (Fee Calculation).

---

<sup>1</sup> PSAT/NMSQT is a registered trademark jointly owned by College Board and the National Merit Scholarship Corporation and should be so noted in all communications.  
Form Approved By College Board Legal January 2020

6. **Changes to Participating Schools.** Changes to the list of Participating Schools cannot be made after September 10, 2021. Participating Schools without a valid six-digit College Board school code should apply for their school code at least six weeks prior to the PSAT/NMSQT order deadline.

In the event that any of Client's schools are omitted from the List of Participating Districts and Schools or listed without valid school codes, then such schools shall not be covered under this Schedule. Additionally, students in Participating Schools who incorrectly enter a grade or fail to enter a grade on their answer sheets will be incorrectly depicted in reports furnished under this Schedule, and no adjustments can be made to the reports furnished to Client under this Schedule.

### III. PSAT/NMSQT TERMS AND CONDITIONS

1. **Ownership of Intellectual Property.** Client agrees and acknowledges that the PSAT/NMSQT exam, and all items (questions) contained therein, including all copies thereof, all exam materials (including publications and reports) and all data, including but not limited to student scores derived from the exam and collected under this Schedule are at all times owned by College Board, which is the exclusive owner of all rights in and to the PSAT/NMSQT exam, including, without limitation, copyrights, trademarks<sup>2</sup>, trade secrets, patents, and other similar proprietary rights, and all renewals and extensions thereof (collectively 'College Board Intellectual Property'). Nothing in this Schedule shall be interpreted to indicate that College Board is passing its proprietary rights in and to College Board Intellectual Property to Client or that its normal security procedures for its national assessments will be altered in any way.

2. **PSAT/NMSQT Student Reports.** College Board hereby grants Client a limited, nonexclusive, nontransferable, non-assignable right to use the online score reports and individual student data for the legitimate educational purposes of internal analysis, which includes Client-wide training sessions, as long as the data used during training preserves the confidentiality of students. Client may not use or distribute the score reports externally or to third parties without the express written consent of College Board.

3. **PSAT/NMSQT Assessment Administration.** The exam shall be administered on October 13, 2021. The alternate exam test administration is on October 26, 2021. Client shall comply with the published security and administration guidelines for College Board's national assessments set forth in the PSAT/NMSQT Coordinator Manual.

4. **Client Testing Delays.** Participating schools select one of the administration dates for the PSAT/NMSQT. Should an event occur that would require participating schools to close for reasons beyond the reasonable control of such participating schools (for example, including, but not limited to, severe weather, extended power outages, or a teacher's strike) (a 'PN Delay Event'), College Board will work with Client and participating schools to shift testing to the Alternate administration, if available. College Board will not be liable if College Board's shipping vendor is unable to timely deliver test materials to the participating schools for the Alternate administration, or should a PN Delay Event otherwise prevent the participating schools from administering the PSAT/NMSQT on the Alternate administration in accordance with the policies set forth in the PSAT/NMSQT Coordinator's Manual. College Board will use its best efforts to support the change of test date. College Board will assume any additional costs associated with rescheduling and delivering tests to participating schools impacted by a PN Delay Event up to one week prior to the Alternate administration. Client will be liable for any additional fees associated with rush deliveries, publication reprints or incremental support incurred for deliveries within seven (7) days of the Alternate administration. College Board reserves the right to deny a change of test date if, in its sole opinion, the additional work will endanger its vendors or its' employees, agents, consultants, or if Client has failed to promptly inform College Board of the need for a test day change in time to allow delivery of test materials one week prior to the Alternate administration. No additional administration of the PSAT/NMSQT will be made available after the Alternate administration. Client understands that by selecting the Alternate administration as their main administration date, if there is a PN Delay Event, there is no additional PSAT/NMSQT test dates. In such cases, this Agreement remains in full force and effect and Client will not be charged any unused test fees. Client's students may elect to participate in National Merit Scholarship Competition program by following the instructions for alternate entry published in the PSAT/NMSQT Student Guide.

### IV. LIST OF PARTICIPATING SCHOOLS

| SCHOOL NAME            | SCHOOL CODE |
|------------------------|-------------|
| C C Winn High School   | 442101      |
| Eagle Pass High School | 442100      |

<sup>2</sup> PSAT/NMSQT is a registered trademark jointly owned by College Board and the National Merit Scholarship Corporation and should be so noted in all communications.  
Form Approved By College Board Legal January 2020

**V. FEE CALCULATION**

1. **Program Pricing.** The fee calculation for this Schedule depends solely on the total enrollment figures for the Participating Grades as indicated in the College Readiness Agreement Budget Schedule ('Budget Schedule') and Client's official National School Lunch Program (NSLP) percentage, and the assessment(s) purchased by Client. Client acknowledges that successful implementation of the Early Participation Program is contingent on Client requiring 100% of their schools<sup>3</sup> to participate under this Agreement. If, during the term covered by this Schedule, College Board is furnishing other assessments to Client in addition to the PSAT/NMSQT, or if multiple grades are being tested under this Schedule, Client shall receive a greater discount as set forth on the Budget Schedule. The table below details the discounts available ('Suite Pricing' and 'Multi-Assessment Pricing'). For purposes of Suite pricing under this Schedule, the PSAT/NMSQT ('PN') and PSAT 10 ('P10') are considered one assessment.

| National School Lunch Program (NSLP) Percentage | Suite Pricing:<br>PSAT/NMSQT with PSAT 8/9 and SAT School Day | Multi-Assessment Pricing:<br>- PSAT/NMSQT with either PSAT 8/9 or SAT School Day or P10<br>- At least two grades testing for PSAT/NMSQT |
|-------------------------------------------------|---------------------------------------------------------------|-----------------------------------------------------------------------------------------------------------------------------------------|
| ≥ 0% and < 50%                                  | \$14.00                                                       | \$16.00                                                                                                                                 |
| ≥ 50% and < 75%                                 | \$13.00                                                       | \$15.00                                                                                                                                 |
| ≥ 75%                                           | \$12.00                                                       | \$14.00                                                                                                                                 |

Clients will be charged a fixed fee based on enrollment, regardless of how many students actually take the PSAT/NMSQT assessments. The enrollment and total cost indicated in the Budget Schedule are estimates; Client will be given an opportunity to adjust and review the enrollment in the fall to determine their final fee.

2. **Changes to Enrollment.** If Client determines, after signing this Agreement, that the enrollment figures provided herein are incorrect by more than 5% (up or down), Client must provide College Board with the adjusted enrollment figures, and identify how and where College Board may confirm this information. Client shall send the updated enrollment figures and an official enrollment report or references, on official letterhead, via email to [AssessmentsProgram@collegeboard.org](mailto:AssessmentsProgram@collegeboard.org) no later than **October 29, 2021**.

Notwithstanding the foregoing, after the administration of the exam, College Board may request a verification of enrollment by Participating Grade from Client. If enrollment figures provided by Client based on such request, differ from those provided herein, College Board will adjust the total cost of the Schedule to account for either increases or decreases in enrollment. Additionally, in the event actual participation in a Participating Grade exceeds Client's enrollment figures indicated herein, Client shall remit payment to College Board for any additional students at the full test fee of \$18.00 per student.

3. **Restrictions.** No student participating under this Schedule will be assessed an individual fee for taking the PSAT/NMSQT exam. Furthermore, there are no fee waivers granted for juniors should they be covered under this Schedule.

4. **Unused Tests.** Participating Schools will not incur unused test fees.

<sup>3</sup> College Board acknowledges that certain high schools are excluded from this requirement, which include without limitation and by way of example, schools for the severely disabled, charter schools excluded from the administrative authority of the District, and schools primarily possessing students not enrolled to obtain a standard high school diploma.  
Form Approved By College Board Legal January 2020

**SAT SCHOOL DAY PROGRAM  
SCHEDULE****I. BACKGROUND**

College Board owns and delivers its national standardized SAT test to students. College Board will assist Client in administering the SAT exam during a school day. This Schedule outlines how a Client sponsors a SAT School Day administration for students and what SAT data and reports may be provided to Client through our online data portal (the 'Program'). Students who take the SAT exam in accordance with the provisions of this Schedule are herein referred to as 'Participants'.

**II. SCOPE**

College Board shall furnish the following SAT School Day material and reports to the schools designated by Client in Section IV (List of 'Participating Schools').

1. **Materials for Students:**
  - a. SAT Student Guide.
  - b. SAT test materials (test booklets).
  - c. Student Online Score Report delivered via College Board website.
  - d. Ability to send scores to colleges, scholarship programs and other designated score recipients, via College Board website.
  - e. Access to Official SAT Practice on Khan Academy; students can link their College Board and Khan Academy accounts to receive free personalized practice recommendations based on their performance.
2. **Materials for Participating Schools:**
  - a. Access to online individual student score reports and aggregate score reports, and downloadable student data file, delivered via College Board website.
  - b. Materials to support test administration.
3. **Reports for District:**
  - a. Access to online individual student score reports and aggregate score reports, and downloadable student data file, delivered via College Board website.
4. **Delivering SAT Practice Tools and Support.** In addition to the free practice tools available at <http://sat.collegeboard.org/practice>, all students will have access to free, personalized, and focused practice resources through the College Board's collaboration with Khan Academy. Practice materials for the SAT exam are available at the Khan Academy website (<http://satpractice.org>). Client and Participants shall use the Khan Academy practice tool and materials in accordance with Khan Academy's guidelines.

Additional SAT Readiness products (e.g., publications) and services (e.g., Professional Development Workshops) are not included as part of the Program. Client may purchase these products and services separately.

5. **Providing Accommodations to Participants with Disabilities.** Accommodations for Participants with disabilities will be granted and administered according to College Board's standard eligibility and administration procedures. Participants must apply for accommodations under the College Board's Services for Students with Disabilities (SSD) program and must follow the SSD program's published procedures, which can be found at [collegeboard.org/SSD](http://collegeboard.org/SSD). Only College Board-approved accommodations are permitted. Any provided accommodations not previously and explicitly approved by the College Board's SSD program will result in scores that are not valid, and that cannot be reported to colleges, scholarship programs and other designated score recipients. Client will be responsible for ensuring that an appropriate accommodations coordinator ('SSD Coordinator') is designated for each school to facilitate the application for and administration of approved accommodations. The 'SSD Coordinator Form' (used to establish an SSD Coordinator) is available at the above-referenced website. Participants with accommodations previously approved by College Board, and who have a College Board-issued SSD code, do not need to reapply for accommodations under this Program.
6. **Required Information.** Client shall furnish College Board with: (a) a list of Participating Schools as prescribed in Section IV (List of Participating Schools); (b) a review of estimated student enrollment from a public data source as prescribed in Section V (Fee Calculation); and (c) Client's contacts as prescribed in Section VI (Client Contact Information).

Changes to the list of Participating Schools must be submitted by the deadline as noted below. Participating Schools without a valid six-digit College Board school code should apply for their school code at least six weeks prior to the order deadline for their Primary Test Date for SAT School Day.

| Administration Date | Deadline to submit changes |
|---------------------|----------------------------|
| October 13, 2021    | September 3, 2021          |
| October 28, 2021    | September 3, 2021          |
| March 2, 2022       | January 28, 2022           |
| March 23, 2022      | February 11, 2022          |
| April 13, 2022      | March 10, 2022             |
| April 26, 2022      | March 25, 2022             |

In the event that any of Client's schools are omitted from the List of Participating Schools or listed without valid school codes, such schools shall not be covered under this Schedule. Additionally, information relating to Participants who incorrectly enter a grade or fail to enter a grade on their answer sheets, will be incorrectly depicted in reports furnished under this Schedule, and Client acknowledges that no adjustments can be made.

7. **Training of Designated Personnel at the Participating Schools.** College Board will provide all necessary training and/or instructional materials to designated Client personnel who will act as SAT School Day Coordinators, SSD Coordinators, Proctors, and Monitors (collectively 'Designated Personnel'). The required training and/or instructional materials will be made available by College Board to Client and must be completed two weeks before two weeks before the test administration date.

Designated Personnel are required to adhere to all of College Board's procedures, policies, and protocols related to national test administration as specified in the SAT School Day Coordinator training and instructional materials and may be required to complete SAT School Day staff agreements. Client is responsible for ensuring compliance with all required Designated Personnel training. College Board reserves the right to cancel the administration of the Program at any Participating School where any Designated Personnel fail to complete such training prior to the scheduled test administration.

8. **SAT Student Guide distribution to Students.** Client shall ensure that copies of the SAT Student Guide are distributed to all Students at least two weeks before test administration date.

9. **SAT School Day Customer Service for Educators:**

College Board will provide Client with telephone customer service support for educators. Specifically, College Board will provide:

- Step-by-step assistance with College Board online tools (SSD System)
- Assistance with completing required forms (AI Request Form)
- Assistance with obtaining additional materials (Publications)
- Feedback mechanism for counselors

Dates and Times of Service: Available three months prior to primary test date. Standard hours of operation: Monday through Friday 9:00 a.m. to 5:00 p.m. Eastern Standard Time. Customer service for the SAT Program can also be accessed online at the following web address: <http://sat.collegeboard.org/contact>.

### III. SAT SCHOOL DAY TERMS AND CONDITIONS

#### SAT Program

1. **SAT Ownership.** Client agrees and acknowledges that the SAT exam, and all items (questions) contained therein, including all copies thereof, all exam materials (including publications and reports) and all data, including but not limited to student scores derived from the exam and collected under this Schedule are at all times owned by College Board, which is the exclusive owner of all rights in and to the SAT exam, including, without limitation, copyrights, trademarks, trade secrets, patents, and other similar proprietary rights, and all renewals and extensions thereof (collectively 'College Board Intellectual Property'). Nothing in this Schedule shall be interpreted to indicate that College Board is passing its proprietary rights in and to College Board Intellectual Property to Client or that its normal security procedures will be altered in any way.

#### SAT Data License

2. **SAT Data and Reporting.** College Board hereby grants Client a limited, nonexclusive, nontransferable, non-assignable right to use the online score reports and individual student data for the legitimate educational purposes of internal analysis, which includes training sessions, as long as the data used during training preserves the confidentiality of students, and to incorporate it into educational data warehouse systems to improve college readiness. Client may not use or distribute the online score reports externally or to third parties without the express written consent of College Board.

For the April 13, 2022 paper and pencil administration, SAT question content and answer explanations will be provided in the online system, for the Primary Test Date only.

- 2.1 The College Board grants Client a non-exclusive, limited, and revocable license to use the questions and answers explanations for the sole purpose of classroom teaching and internal reporting purposes. Client understands and acknowledges that the questions and answers explanation include College Board copyrighted content and may also include third party copyrighted content for which Client may only use for the aforementioned purposes. Client acknowledge and agrees that it has no right to upload or post online, cache, reproduce, modify, display, edit, alter or enhance any portion of the SAT questions and answers or the third party content in any manner unless it has express written permission from College Board and the owner of the third party content.
- 2.2 The College Board reserves the right to revoke the above license grant if Client violates the terms of the license. In addition, the College Board shall not be liable to Client nor any third party for Client's use of the question and answers explanation (including but not limited to, any copyright infringement claims) beyond the scope of the license.

#### SAT Administration

3. **SAT Test Dates and Participating Grade.** Client agrees to administer the SAT to the following Participating Grade(s) on the Primary and Makeup Test Dates noted below:

| Participating Grade(s) | Primary Test Date | Makeup Test Date |
|------------------------|-------------------|------------------|
| 12                     | October 13, 2021  | October 28, 2021 |
| 11                     | March 23, 2022    | April 13, 2022   |

Participants who are absent from the Primary Test Date are eligible to take the test on the Makeup Test Date mentioned above. Client acknowledges that there are no designated or national administration makeup test dates associated with the April 26, 2022 Primary Test Date.

4. **Administering the SAT.** The SAT will be administered to students under standard College Board test administration and security protocols as specified in the SAT School Day Test Coordinator Manual and SAT School Day Test Coordinator training and instructional materials, unless otherwise stated in this Schedule, and will result in scores that are reportable to colleges for admissions purposes. In accordance with College Board policies, any test irregularity, including mis-administrations or security breaches, will be thoroughly investigated and may result in score cancellations. Client is responsible for making all necessary arrangements to ensure that the testing environment and the security of all test materials satisfy College Board requirements as specified in the SAT School Day Coordinator training and instructional materials. The test will be administered by Client-employed personnel, who will not receive additional remuneration by College Board. All Participants must test on either the designated test day or, when available, designated makeup test day. This Agreement does not guarantee that all Students targeted by Client for the Program will actually test. It is the responsibility of Client to encourage Participants to complete the program. Participants will follow the guidelines on the SAT website and in student materials sent by College Board.

5. **Client Testing Delays.** Participating schools select one of the administration dates for the SAT School Day. Should an event occur that would require participating schools to close for reasons beyond the reasonable control of such participating schools (for example, including, but not limited to, severe weather, extended power outages, or a teacher's strike) (an "SAT Delay Event"), College Board will work with Client and participating schools to shift testing to the Makeup administration, if available. College Board will not be liable if College Board's shipping vendor is unable to timely deliver test materials to the participating schools for the Makeup administration or should an SAT Delay Event otherwise prevent the participating schools from administering the SAT School Day on the Makeup administration in accordance with the policies set forth in the SAT School Day Coordinator's Manual. College Board will use its best efforts to support the change of test date. College Board will assume any additional costs associated with rescheduling and delivering tests to participating schools impacted by an SAT Delay Event up to one week prior to the Makeup administration. Client will be liable for any additional fees associated with rush deliveries, publication reprints or incremental support incurred for deliveries within seven (7) days of the Makeup administration. College Board reserves the right to deny a change of test date if, in its sole opinion, the additional work will endanger its vendors or its' employees, agents, consultants, or if Client has failed to promptly inform College Board of the need for a test day change in time to allow delivery of test materials one week prior to the Makeup administration. Client understands that by selecting the Makeup administration as their main administration date, if there is an SAT Delay Event, there may be no additional SAT School Day test dates. In such cases, this Agreement remains in full force and effect and Client will not be charged any unused test fees.

#### IV. LIST OF PARTICIPATING SCHOOLS

| SCHOOL NAME            | SCHOOL CODE | ADMINISTRATION                   |
|------------------------|-------------|----------------------------------|
| C C Winn High School   | 442101      | SAT School Day: October 13, 2021 |
| Eagle Pass High School | 442100      | SAT School Day: October 13, 2021 |

|                        |        |                                |
|------------------------|--------|--------------------------------|
| C C Winn High School   | 442101 | SAT School Day: March 23, 2022 |
| Eagle Pass High School | 442100 | SAT School Day: March 23, 2022 |

**V. FEE CALCULATION**

1. **Fees.** Client shall pay College Board a fee, pursuant to the agreement between College Board and the Texas Education Agency, which shall be an amount not to exceed \$36.00 for each Participant for the 2021-2022 SAT test. Client acknowledges and agrees that Participating Schools are directly responsible for the fees of students whose SAT answer sheets indicate that they are not in a participating cohort.

Client acknowledges that full cohort participation is expected of the Participating Grade(s). The enrollment and total cost indicated in the Budget Schedule are estimates.

2. **Restrictions.** There is no additional discount under this Schedule provided for Participants who are using fee reduction benefits.
3. **Unused Test Fees.** Participating Schools will not incur unused test fees.

**VI. CLIENT CONTACT INFORMATION**

|                        | Primary <sup>4</sup>                               | Data Recipient <sup>5</sup>                        | Billing <sup>6</sup>                               | Bulk Registration (optional) <sup>7</sup>          |
|------------------------|----------------------------------------------------|----------------------------------------------------|----------------------------------------------------|----------------------------------------------------|
| <b>Name:</b>           | David Camarillo                                    | David Camarillo                                    | David Camarillo                                    | David Camarillo                                    |
| <b>Title:</b>          | Director for Curriculum and Instructional Services | Director for Curriculum and Instructional Services | Director for Curriculum and Instructional Services | Director for Curriculum and Instructional Services |
| <b>Address:</b>        | 1420 Eidson Road                                   | 1420 Eidson Road                                   | 1420 Eidson Road                                   | 1420 Eidson Road                                   |
| <b>City/State/Zip:</b> | Eagle Pass, TX 78852                               | Eagle Pass, TX 78852                               | Eagle Pass, TX 78852                               | Eagle Pass, TX 78852                               |
| <b>Phone:</b>          | 1-830-7730-5181                                    | 1-830-773-5181                                     | 1-830-773-5181                                     | 1-830-773-5181                                     |
| <b>Email:</b>          | dcamarillo@eaglepassisd.net                        | dcamarillo@eaglepassisd.net                        | dcamarillo@eaglepassisd.net                        | dcamarillo@eaglepassisd.net                        |

<sup>4</sup> This is the person to whom College Board should direct primary communications.

<sup>5</sup> This is the person to whom College Board should send the data/data access information for this Schedule, if different from the Primary Contact.

<sup>6</sup> This is the person to whom College Board should send the invoice for this Schedule, if different from the Primary Contact.

<sup>7</sup> This is the person to whom College Board should send the bulk registration information and access code for uploading the electronic file for processing.

**Budget Schedule**

| Product Name                                         | Start Date   | End Date      | Quantity | Unit Price | Cost        | Discount    | Total Cost  |
|------------------------------------------------------|--------------|---------------|----------|------------|-------------|-------------|-------------|
| PSAT/NMSQT EPP<br>Fixed-Fee - 11th Grade             | July 1, 2021 | June 30, 2022 | 1,078    | \$18.00    | \$19,404.00 | \$4,312.00  | \$15,092.00 |
| SAT SD Volume-Based<br>Without Essay - 12th<br>Grade | July 1, 2021 | June 30, 2022 | 902      | \$55.00    | \$49,610.00 | \$17,138.00 | \$32,472.00 |
| SAT SD Volume-Based<br>Without Essay - 11th<br>Grade | July 1, 2021 | June 30, 2022 | 1,078    | \$55.00    | \$59,290.00 | \$20,482.00 | \$38,808.00 |
| PSAT/NMSQT EPP<br>Fixed-Fee - 10th Grade             | July 1, 2021 | June 30, 2022 | 1,167    | \$18.00    | \$21,006.00 | \$4,668.00  | \$16,338.00 |

Subtotal: \$149,310.00  
 Total Discount: \$46,600.00  
 Total Cost: \$102,710.00

**BOARD OF TRUSTEES  
AGENDA**

|                          |                 |                                     |                |                          |                |
|--------------------------|-----------------|-------------------------------------|----------------|--------------------------|----------------|
| <input type="checkbox"/> | <b>Workshop</b> | <input checked="" type="checkbox"/> | <b>Regular</b> | <input type="checkbox"/> | <b>Special</b> |
|--------------------------|-----------------|-------------------------------------|----------------|--------------------------|----------------|

- (A)  **Report Only**  **Recognition**

**Presenter(s):**

**Briefly describe the subject of the report or recognition presentation.**

- (B)  **Action Item**

**Presenter(s): DAVID CAMARILLO, EXECUTIVE DIRECTOR FOR INSTRUCTION**

**Briefly describe the action required.**

CONSIDER AND TAKE APPROPRIATE ACTION ON THE REQUEST TO PURCHASE CREDIT BY EXAM TESTS FOR EPISD SECONDARY CAMPUSES FROM TEXAS TECH UNIVERSITY ISD AND THE BOARD DELEGATES THE SUPERINTENDENT OR DESIGNEE THE AUTHORITY TO MAKE RELATED BUDGETED PURCHASES OF GOODS OR SERVICES AS PER BOARD POLICY.

- (C) **Funding source: Identify the source of funds if any are required.**

169 HIGH SCHOOL ALLOTMENT FUNDS

- (D) **Clarification: Explain any question or issues that might be raised regarding this item.**

CREDIT BY EXAMS ALLOW STUDENTS TO EARN COURSE CREDIT TOWARDS GRADUATION



**EAGLE PASS INDEPENDENT SCHOOL DISTRICT**  
*Instructional Services Department*

**MEMO**

**To:** Samuel Mijares, Superintendent of Schools  
**From:** David Camarillo, Executive Director for Instruction  
**Date:** June 29, 2021  
**Re:** Credit by Exam

---

The TTU K-12 Credit by Exam is being submitted for board approval. Credit by Exams (CBEs) offer appropriate and reliable placement or credit for students in grades K-12.

Students in grades 6-12 who did not receive credit may earn credit by passing an exam 2(grade of 70% or above). Students in grades K-12 seeking placement credit may earn credit by passing these exams with a grade of 80% or above.

Should you have any questions, please do not hesitate to contact our office at ext. 82201 or ext. 82202.

DC/vs

**EAGLE PASS INDEPENDENT SCHOOL DISTRICT**  
**INSTRUCTIONAL SERVICES DEPARTMENT**

649 WEBSTER STREET • EAGLE PASS, TEXAS 78852 • (830) 752-3725 ext-82201 FAX (830) 758-7164

**Credit By Exam Board Agenda Item**

**2020-2021**

| Vendor        | Grade Level                   | Description            | Funding    | Estimated Amount<br>For Fall & Spring |
|---------------|-------------------------------|------------------------|------------|---------------------------------------|
| <b>TTUISD</b> | <b>Secondary<br/>Campuses</b> | <b>Credit By Exams</b> | <b>169</b> | <b>\$60,000.00</b>                    |

Approved by EPISD Board of Trustees  
\_\_\_\_\_ day of \_\_\_\_\_, 2019  
\_\_\_\_\_  
Superintendent

# Institutional Testing Services Print-based CBE Enrollment Form

**Note:**

In order to submit payment through the payment gateway, you must enable cookies in your web browser. If you do not know how to do this, please visit the following link and follow the given instructions for your web browser before continuing:

<http://www.wikihow.com/Enable-Cookies-in-Your-Internet-Web-Browser>

\* Required

## INSTRUCTIONS

This form has been created for use by school districts and educational service centers when ordering print-based CBEs in quantity. All exams ordered on this form will be sent to the address listed below. **Please see that students get review material in time to study for their exams.** Use this form to indicate the total number of exams you need for each subject area and total costs.

**Reminder: Students may only take a CBE twice.** If you are ordering for multiple campuses and would like the tests to be bundled together by campus, please use a separate Summary Form for each campus and complete the information at the top of each one. No refunds will be granted for CBEs.

Test Date \*

## COST INFORMATION

Print-based CBEs are \$25.00 each and each order is shipped using FedEx 2-day delivery with no additional cost.

## SHIPPING INFORMATION

Information must be completed by school district official.

School District Official

Name \*

Title \*

Educational Service  
Center or School District  
Name \*

Campus Address

Street Address \*

Street Address Line 2

City \*

County (TX only)

State / Province \*

Postal / Zip Code

Phone \*

Contact Person's Name \*

E-mail Address \*

**CONTACT INFORMATION**

Information must be completed by school district official.

**Copy Shipping Information**

School District Official

Name \*

Title \*

Educational Service  
Center or School District  
Name \*

Address

Street Address \*

Street Address Line 2

City \*

County (TX only)

State / Province \*

Postal / Zip Code

Phone \*

E-mail Address \*

**SUMMARY FORMS**

If you are an Educational Service Center ordering for multiple school districts, use one form per district. If you are a school district ordering for multiple campuses, use one form per campus. If you don't need your exams sorted by districts or campuses, you may use only one form.

**Summary Form 1**

### Sorting Options

Campus Name \*

Campus Address

Street Address \*

Street Address Line 2

City \*

County (TX only)

State / Province \*

Postal / Zip Code

### Print-based Credit By Exams

|    | Name of Credit by Examination | Number Needed        | Cost   |
|----|-------------------------------|----------------------|--------|
| 1  | <input type="text"/>          | <input type="text"/> | \$0.00 |
| 2  | <input type="text"/>          | <input type="text"/> | \$0.00 |
| 3  | <input type="text"/>          | <input type="text"/> | \$0.00 |
| 4  | <input type="text"/>          | <input type="text"/> | \$0.00 |
| 5  | <input type="text"/>          | <input type="text"/> | \$0.00 |
| 6  | <input type="text"/>          | <input type="text"/> | \$0.00 |
| 7  | <input type="text"/>          | <input type="text"/> | \$0.00 |
| 8  | <input type="text"/>          | <input type="text"/> | \$0.00 |
| 9  | <input type="text"/>          | <input type="text"/> | \$0.00 |
| 10 | <input type="text"/>          | <input type="text"/> | \$0.00 |
| 11 | <input type="text"/>          | <input type="text"/> | \$0.00 |
| 12 |                               |                      | \$0.00 |

|    |  |        |
|----|--|--------|
|    |  |        |
| 13 |  | \$0.00 |
| 14 |  | \$0.00 |
| 15 |  | \$0.00 |

**Add CBE**

Total \$0.00

**Add Summary Form**

CBE Order Grand Total \$0.00

**Mailing Address:**  
Attention: TTU K-12  
Texas Tech University  
Box 42191  
Lubbock, TX 79409

**Physical Address:**  
Attention: TTU K-12  
Drane Hall  
Texas Tech University  
2515 15th St.  
Lubbock, TX 79415

**TTU K-12 Email:**  
ttuk12@ttu.edu

Questions? Contact TTU K-12 .

By clicking one of the following buttons, you are electronically authorizing this Institutional Testing Services Enrollment Form to be submitted.

Purchase Order Number

**Pay with Purchase Order**

**Pay with Credit Card**

**Save for Later and Print**

**BOARD OF TRUSTEES  
AGENDA**

|                          |                 |                          |                |                          |                |
|--------------------------|-----------------|--------------------------|----------------|--------------------------|----------------|
| <input type="checkbox"/> | <b>Workshop</b> | <input type="checkbox"/> | <b>Regular</b> | <input type="checkbox"/> | <b>Special</b> |
|--------------------------|-----------------|--------------------------|----------------|--------------------------|----------------|

- (A)  **Report Only**  **Recognition**

**Presenter(s):**

**Briefly describe the subject of the report or recognition presentation.**

- (B)  **Action Item**

**Presenter(s): MR. SAMUEL MIJARES, SUPERINTENDENT OF SCHOOLS**

**Briefly describe the action required.**

**CONSENT ITEMS**

- (C) **Funding source: Identify the source of funds if any are required.**

- (D) **Clarification: Explain any question or issues that might be raised regarding this item.**

BOARD OF TRUSTEES  
AGENDA

|                                   |                                             |                                  |
|-----------------------------------|---------------------------------------------|----------------------------------|
| <input type="checkbox"/> Workshop | <input checked="" type="checkbox"/> Regular | <input type="checkbox"/> Special |
|-----------------------------------|---------------------------------------------|----------------------------------|

- (A)  Report Only  Recognition

Presenter(s):

Briefly describe the subject of the report or recognition presentation.

- (B)  Action Item

Presenter(s): MR. SAMUEL MIJARES, SUPERINTENDENT OF SCHOOLS

Briefly describe the action required.

CONSIDER AND TAKE APPROPRIATE ACTION ON THE REQUEST TO APPROVE THE MINUTES OF THE JUNE 08, 2021 (REGULAR) AND JUNE 29, 2021 (SPECIAL) MEETINGS.

- (C) Funding source: Identify the source of funds if any are required.

- (D) Clarification: Explain any questions or issues that might be raised regarding this item.

Minutes of the Board of Trustees  
Eagle Pass Independent School District

The Board of Trustees of the Eagle Pass Independent School District held a Regular Board Meeting on June 8, 2021 at 5:00 PM at District Service Center Austin Building, 587 Madison St., Eagle Pass, TX. 78852.

**Board Members Present:**

Mr. Jorge Barrera, Board President-  
Mrs. Hilda P. Martinez, Board Vice-President-**Departed 6:45 PM**  
Dr. Hector Alvarez, Board Secretary-**Entered 5:20 PM**  
Ms. Lupita Fuentes, Board Trustee  
Ms. Glenna Purcell, Board Trustee  
Mr. Christopher Hiller, Board Trustee-**Entered 5:18 PM**  
Mr. Victor E. Perry, Board Trustee-**Entered 5:23 PM**

**Superintendent of Schools:** Mr. Samuel Mijares

**Attorney:** Mr. Richard Strieber, Escamilla & Poneck Law Firm

- I. **Meeting Called to Order:** Board President, Jorge Barrera called the meeting to order at 5:11 P.M.
- II. **Pledge of Allegiance:** Superintendent Mijares led the pledge of allegiance.
- III. **Citizen's Communication/Recognitions:** No one signed up for Citizen's Communication.
  1. **Recognition of Liberty Elementary School for being selected as the most clean and maintained campus for the month of May 2021.**
- IV. **District Reports/Presentations**
  1. **Financial Report.** No questions from the Board.
  2. **Utility Report.** No questions from the Board.
  3. **Tax Collection Report.** No questions from the Board.

Mr. Ismael Mijares, Deputy Superintendent for B&F, reviewed the reports and answered the Boards questions and concerns.
- V. **Action Items**
  1. Consider and take appropriate action on the request to approve a five-year contract with Riverside Insights beginning on July 1, 2021 to June 30, 2026 for the purchase of ITBS/Logramos Assessments (Achievement Insights Bundle) for K-2. **Motion by Trustee Hiller second by Trustee Lupita to approve a five-year contract with Riverside Insights**

beginning on July 1, 2021 to June 30, 2026 for the purchase of ITBS/Logramos Assessments (Achievement Insights Bundle) for K-2. Motion Granted 5/0.

2. Consider and take appropriate action on the request to approve the school mascot, colors, and logo for Juan Seguin Elementary. **Motion by Trustee Martinez second by Trustee Fuetnes to approve the school mascot, colors, and logo for Juan Seguin Elementary. Motion Granted 6/0.**

## VI. Consent Items

It was the consensus of the Board to consider item(s) 1 - 6 in One Motion. **Motion by Trustee Hiller second by Trustee Alvarez. Motion Granted 7/0.**

1. Consider and take appropriate action on the request to approve the minutes of the March 9, 2021 (Regular), May 11, 2021 (Regular) and May 27, 2021 (Workshop) Meetings. **Item previously considered.**
2. Consider and take appropriate action on the request to approve a Care Coordination agreement between Camino Real Community Services and the Eagle Pass Independent School District. **Item previously considered.**
3. Consider and take appropriate action on the request for approval of the application for the Pregnancy Related Services (PRS) Waiver. **Item previously considered.**
4. Consider and take appropriate action on the request to accept a donation for Computer Science materials and supplies from the WE Tech Computer Science Mini Grant to Perfecto Mancha Elementary. **Item previously considered.**
5. Consider and take appropriate action on the request to accept a donation for supplemental classroom materials from Donors Choose to Perfecto Mancha Elementary. **Item previously considered.**
6. Consider and take appropriate action on the request to approve the 2021 Summer Work Schedule for the months of June, July, and August. **Item previously considered.**

- VII. **Closed Session:** Pursuant to Sections 551.071, 551.072, 551.074, 551.082, 551.083, and 551.084, Texas Government Code: PERSONNEL MATTERS: Under Section 551.074 Texas Government Code, to deliberate the appointments, employment, evaluations, reassignments, duties, discipline, or dismissal of public officers or employee; or to hear complaints or charges against an officer or employee:

The Board adjourned into Closed Session at **5:26 PM** Pursuant to Section §551.071, §551.072, §551.074, §551.082, §551.083, and §551.084, Texas Government Code: **Motion by Trustee Purcell second by Trustee Fuentes. Motion Granted 7/0.**

1. The Board will hear the request to hire personnel to fill vacancies pursuant to TGC 551.074.
2. The Board will hear the Level III Grievance Appeal of Adrian Ordaz.

- 3. The Board will deliberate on the content of the Superintendent's Evaluation Instrument. TGC 551.074.

VIII. **Open Session:** The meeting reconvened at 6:49 PM and the Board will consider and take appropriate action on the item(s) discussed in Closed Session.

- 1. Consider and take appropriate action on the request to hire personnel to fill vacancies pursuant to TGC 551.074. **Motion by Trustee Perry seconded by Trustee Fuentes to approve the request to fill vacancies pursuant to TGC 551.074 as discussed in closed session. Motion Granted 6/0.**
- 2. Consideration and possible action on the Level III Grievance appeal of Adrian Ordaz.-**No motion. Level II decision stands.**
- 3. Consider and possible approval of the form of the Evaluation Instrument for the Superintendent. **Motion by Trustee Purcell seconded by Trustee Alvarez to approve the form of the Superintendent's Evaluation Instrument as discussed in closed session. Motion Granted 6/0.**

IX. **Correspondence and Information:** Superintendent's Announcements:

- 1. CC Winn High School Graduation – Friday, June 11, 2021-8:00 p.m. at SAC.
- 2. Eagle Pass High School Graduation- Saturday, June 12, 2021 – 8:00 p.m. at SAC
- 3. Early Dismissal for all EPISD Staff – Friday, June 11, 2021 (12:45-Elem. & Early Childhood Centers) (1:45-Secondary)
- 4. Work-from-Home Day-Monday, June 14, 2021-Teachers, Librarians, RNs and Counselors (except 226 working days)
- 5. Summer Leadership Institute-Wednesday, June 16<sup>th</sup> – Saturday, June 19, 2021

X. **Adjournment:**

There, being no further business, the meeting adjourned at 6:40 PM. **Motion by Trustee Fuentes second by Trustee Purcell. Motion Granted 6/0.**

WE AFFIRM THAT THESE MINUTES ARE OFFICAL, COMPLETE, AND CORRECT.

President: \_\_\_\_\_ Secretary: \_\_\_\_\_

Date Minutes Approved: \_\_\_\_\_ Date Minutes Signed: \_\_\_\_\_

Minutes of the Board of Trustees  
Eagle Pass Independent School District

The Board of Trustees of the Eagle Pass Independent School District held a Special Board Meeting on June 29, 2021 at 12:00 PM at District Service Center Austin Building, 587 Madison St., Eagle Pass, TX. 78852.

**Board Members Present:**

Mr. Jorge Barrera, Board President-  
Mrs. Hilda P. Martinez, Board Vice-President  
Dr. Hector Alvarez, Board Secretary  
Ms. Lupita Fuentes, Board Trustee  
Ms. Glenna Purcell, Board Trustee  
Mr. Christopher Hiller, Board Trustee-**Entered 12:45 PM**  
Mr. Victor E. Perry, Board Trustee

**Superintendent of Schools:** Mr. Samuel Mijares

**Attorney:** Mr. Richard Strieber, Escamilla & Poneck Law Firm

- I. **Meeting Called to Order:** Board President, Jorge Barrera called the meeting to order at 12:07 P.M.
- II. **Pledge of Allegiance:** Superintendent Mijares led the pledge of allegiance.
- III. **Citizen's Communication/Recognitions:** No one signed up for Citizen's Communication.
- IV. **Closed Session:** Pursuant to Sections 551.071, 551.072, 551.074, 551.082, 551.083, and 551.084, Texas Government Code: PERSONNEL MATTERS: Under Section 551.074 Texas Government Code, to deliberate the appointments, employment, evaluations, reassignments, duties, discipline, or dismissal of public officers or employee; or to hear complaints or charges against an officer or employee:  
  
The Board adjourned into Closed Session at 12:09 PM Pursuant to Section §551.071, §551.072, §551.074, §551.082, §551.083, and §551.084, Texas Government Code: **Motion by Trustee Alvarez second by Trustee Fuentes. Motion Granted 6/0.**
  1. The Board will discuss the Superintendent's evaluation and contract.
- V. **Open Session:** The meeting reconvened at 1:57 PM and the Board will consider and take appropriate action on the item(s) discussed in Closed Session.
  1. Consider and take appropriate action on the Superintendent's evaluation and contract. **Motion by Trustee Alvarez seconded by Trustee Purcell to approve the Superintendent's evaluation and contract as discussed in closed session. Motion Granted 7/0.**

**Trustee Alvarez stated that the Board was very blessed in having such great leadership in an extra ordinary year. This leader could not have been able to do it without the Cabinet and all the District staff.**

Mr. Mijares, thanked his administrative team, his pro-active Cabinet, hard-working Campus Administration. Teachers had a very difficult year but the District is blessed to have great teacher and staff that work hard together for our students to be successful. He is very proud of all the staff from the very top all the way down to the Food Service staff. All the EPISD staff are dedicated to the student's success.

VI. **Correspondence and Information:** None

VII. **Adjournment:**

There, being no further business, the meeting adjourned at 2:01 PM. Motion by Trustee Fuentes second by Trustee Perry. Motion Granted 7/0.

WE AFFIRM THAT THESE MINUTES ARE OFFICAL, COMPLETE, AND CORRECT.

President: \_\_\_\_\_ Secretary: \_\_\_\_\_

Date Minutes Approved: \_\_\_\_\_ Date Minutes Signed: \_\_\_\_\_

# BOARD OF TRUSTEES AGENDA

|                          |                 |                                     |                |                          |                |
|--------------------------|-----------------|-------------------------------------|----------------|--------------------------|----------------|
| <input type="checkbox"/> | <b>Workshop</b> | <input checked="" type="checkbox"/> | <b>Regular</b> | <input type="checkbox"/> | <b>Special</b> |
|--------------------------|-----------------|-------------------------------------|----------------|--------------------------|----------------|

- (A)  **Report Only**  **Recognition**

**Presenter(s):**

**Briefly describe the subject of the report or recognition presentation.**

- (B)  **Action Item**

DAVID CAMARILLO, EXECUTIVE DIRECTOR FOR INSTRUCTION

**Presenter(s):** PATRICK SALINAS, INSTRUCTIONAL TECHNOLOGY DIRECTOR

**Briefly describe the action required.**

CONSIDER AND TAKE APPROPRIATE ACTION ON THE REQUEST TO APPROVE THE RENEWAL OF ANNUAL SOFTWARE SUPPORT AND MAINTENANCE AGREEMENT CONTRACTS.

- (C) **Funding source: Identify the source of funds if any are required.**

- SEE ATTACHED

- (D) **Clarification: Explain any question or issues that might be raised regarding this item.**

-UNDER SEPARATE COVER.

# *Eagle Pass Independent School District*

649 Webster St. • Office of Instructional Technology • (830)773-5181  
Eagle Pass, TX 78852

## **MEMORANDUM**

**To:** Samuel Mijares, Superintendent of Schools  
**From:** Patrick Salinas, Instructional Technology Director  
**Date:** June 29, 2021  
**RE: REQUEST TO APPROVE SOFTWARE SUPPORT CONTRACTS**

---

---

Attached please find annual software support and maintenance agreements to be submitted for School Board consideration and approval. These agreements represent different initiatives to be utilized by various departments and schools for the 2021–2022 school year. All solutions are monitored throughout the school year at the district and campus levels for usage, effectiveness and goal targets inline with program intent. Each solution is described on the attached listing.

Please do not hesitate to contact me should you have any questions or concerns.

Approved: 

\_\_\_\_\_  
David Camarillo, Executive Director for Instruction

**Software Support & Maintenance Agreement Renewals  
2021 - 2022**

|                     | VENDOR                     | NAME OF INITIATIVE      | DEPARTMENT CONTACT       | USERS                                      | DESCRIPTION                                                                                                                                       | FUNDING SOURCE*              | CONTRACT PERIOD       | YEARS USED IN DISTRICT | TOTAL AMOUNT**         |
|---------------------|----------------------------|-------------------------|--------------------------|--------------------------------------------|---------------------------------------------------------------------------------------------------------------------------------------------------|------------------------------|-----------------------|------------------------|------------------------|
| 1                   | BRAINPOP                   | BRAINPOP                | SCIENCE / SOCIAL STUDIES | STUDENTS/TEACHERS GRADES K - 12            | ONLINE VIDEO INSTRUCTION IN CORE AND ELECTIVE COURSES FOR STUDENTS                                                                                | 164 - STATE COMP*            | AUG - JULY 2021 2022  | 9                      | \$ 41,297.76           |
| 2                   | ESC6                       | EDUHERO                 | STAFF DEVELOPMENT        | ALL STAFF                                  | ONLINE TRAINING MODULE FOR STAFF DEVELOPMENT                                                                                                      | 164 - STATE COMP*            | SEPT - AUG 2021 2022  | 7                      | \$ 13,562.00           |
| 3                   | HAYES                      | TIPWEB                  | INSTRUCTIONAL TECHNOLOGY | ADMINISTRATORS                             | WEB-BASED TEXTBOOK MANAGEMENT SYSTEM                                                                                                              | 199 - DISTRICT M&O*          | AUG - JULY 2021 2022  | 16                     | \$ 5,934.00            |
| 4                   | SEESAW                     | SEESAW                  | INSTRUCTIONAL TECHNOLOGY | STUDENTS/TEACHERS GRADES K - 12            | SEESAW IS A DIGITAL LEARNING PLATFORM THAT PROVIDES STUDENTS INTERACTIVE MULTIMEDIA TOOLS TO CREATE DOCUMENTS AND INTERACT WITH CLASSROOM TEACHER | 410-IMA*                     | SEPT - AUG 2021 2022  | 1                      | \$ 19,800.00           |
| 5                   | ACCELERATE LEARNING, INC.  | STEMscopes              | SCIENCE / SOCIAL STUDIES | STUDENTS/TEACHERS GRADES K - 8             | SUPPLEMENTAL SCIENCE SOLUTION                                                                                                                     | 164 - STATE COMP*            | SEPT - AUG 2021 2022  | 8                      | \$ 65,185.25           |
| 6                   | EDPUZZLE, INC.             | EDPUZZLE                | SCIENCE / SOCIAL STUDIES | TEACHERS/STUDENTS: GRADES K - 12           | ONLINE DIGITAL APP THAT ALLOWS TEACHERS TO CREATE INTERACTIVE VIDEO LESSONS (3 Year Contract)                                                     | 164 - STATE COMP*            | SEPT - AUG 2021 2024  | 1                      | \$ 65,318.00           |
| 7                   | NEARPOD                    | FLOCABULARY.COM         | SCIENCE / SOCIAL STUDIES | TEACHERS/STUDENTS: GRADES K - 12           | ONLINE ACCESS TO A LIBRARY THAT INCLUDE SONGS, VIDEOS & ACTIVITIES FOR STUDENTS K-12                                                              | 164 - STATE COMP*            | AUG - JULY 2021 2022  | 1                      | \$ 51,500.00           |
| 8                   | EDGEUNITY                  | e2020                   | INSTRUCTIONAL TECHNOLOGY | STUDENTS: GRADES 6 - 12                    | CREDIT RECOVERY SOLUTION ONLINE INSTRUCTION IN CORE AND ELECTIVE COURSES FOR STUDENTS (3 Year Contract)                                           | 169 - High School Allotment* | SEPT - AUG 2021 2024  | 11                     | \$ 95,688.75           |
| 9                   | FRONTLINE EDUCATION        | eSPED SERIES            | SPECIAL EDUCATION        | ADMINISTRATORS/ TEACHERS                   | ONLINE SERVICES/ESPED IEP APPLICATION SERVICE & TRAINING                                                                                          | 211 - TITLE I*               | OCT - SEPT 2021 2022  | 12                     | \$ 41,333.09           |
| 10                  | EDUCATIONAL ADVANCED, INC. | TEST HOUND              | INSTRUCTIONAL SERVICES   | ADMINISTRATOR/ TESTING COORDINATORS        | WEB-BASED MANAGEMENT SYSTEM FOR TESTING MATERIALS                                                                                                 | 199 - DISTRICT M&O*          | SEPT - AUG 2021 2022  | 7                      | \$ 15,430.80           |
| 11                  | RAPTOR                     | RAPTOR                  | INSTRUCTIONAL SERVICES   | CAMPUS ADMINISTRATION / STAFF              | VISITOR REGISTRATION SYSTEM THAT ENHANCES SCHOOL SECURITY AGAINST REGISTERED SEX OFFENDERS                                                        | 199 - DISTRICT M&O*          | SEPT - AUG 2021 2022  | 8                      | \$ 14,375.00           |
| 12                  | REMIND101, INC.            | REMIND                  | INSTRUCTIONAL SERVICES   | ADMINISTRATORS/TEACHERS / STUDENTS/PARENTS | TWO-WAY COMMUNICATION FOR UPDATES, INSTRUCTION AND MESSAGING                                                                                      | 199 - DISTRICT M&O*          | APR - JUNE 2021 2022  | 2                      | \$ 39,301.08           |
| 13                  | RAAWEE                     | RAAWEE K-12 SOLUTIONS   | INSTRUCTIONAL SERVICES   | STUDENTS: GRADES K - 12                    | TRUANCY AND DROP-OUT PREVENTION SYSTEM                                                                                                            | 199 - DISTRICT M&O*          | AUG - JUL 2021 2022   | 4                      | \$ 35,787.00           |
| 14                  | IMAGINE LEARNING           | IMAGINE LEARNING        | MATH                     | STUDENTS: GRADES Pre K - 6                 | SUPPLEMENTAL MATH SOLUTION (Year 2 of 3 Year Contract)                                                                                            | 164 - STATE COMP*            | SEPT - AUG 2021 2023  | 4                      | \$ 110,000.00          |
| 15                  | IXL LEARNING               | IXL LEARNING            | MATH                     | STUDENTS: GRADES 6 - 12                    | SUPPLEMENTAL MATH SOLUTION (Year 2 of 3 Year Contract)                                                                                            | 164 - STATE COMP*            | AUG - AUG 2021 2023   | 3                      | \$ 27,390.00           |
| 16                  | DELTAMATH SOLUTIONS, INC.  | DELTA MATH              | MATH                     | STUDENTS/TEACHERS GRADES 9 - 12            | SUPPLEMENTAL MATH SOLUTION                                                                                                                        | 164 - STATE COMP*            | SEPT - AUG 2021 2022  | 0                      | \$ 3,510.00            |
| 17                  | FOLLETT                    | DESTINY LIBRARY MANAGER | INSTRUCTIONAL TECHNOLOGY | STUDENTS: GRADES K-12                      | WEB-BASED LIBRARY MANAGEMENT SYSTEM                                                                                                               | 164 - STATE COMP*            | FEB - FEB 2022 2023   | 5                      | \$ 17,404.79           |
| 18                  | INSTRUCTURE                | CERTIFY                 | PEIMS                    | PRINCIPALS, SECRETARIES, PROGRAM DIRECTORS | SOLUTION TO MONITOR, CORRECT AND CLEAN DISTRICT DATA USED BY TEA                                                                                  | 199 - DISTRICT M&O*          | OCT - OCT 2021 2022   | 3                      | \$ 23,545.00           |
| 19                  | 806 TECHNOLOGIES, INC.     | PLAN4LEARNING / CRATE   | FEDERAL PROGRAMS         | ADMINISTRATORS/ DIRECTORS                  | DIP AND CIP DOCUMENT SYSTEM FOR THE DISTRICT AND CAMPUSES                                                                                         | 211 - TITLE I*               | JUL - AUG 2021 2022   | 2                      | \$ 9,993.50            |
| 20                  | ESC20                      | DISCOVERY EDUCATION     | INSTRUCTIONAL TECHNOLOGY | STUDENTS/TEACHERS GRADES K - 12            | INSTRUCTIONAL VIDEO STREAMING AND OTHER RESOURCES                                                                                                 | 410-IMA*                     | JULY - JUNE 2021 2022 | 12                     | \$ 24,753.70           |
| 21                  | ESC20 TEXAS STATE LIBRARY  | TEXQUEST                | INSTRUCTIONAL TECHNOLOGY | STUDENTS/TEACHERS GRADES K - 12            | ONLINE INSTRUCTION IN CORE AND ELECTIVE COURSES FOR STUDENTS                                                                                      | 410-IMA*                     | JULY - JUNE 2021 2022 | 8                      | \$ 4,068.12            |
| 22                  | ISTATION                   | ISTATION                | ELAR                     | STUDENTS/TEACHERS GRADES PK - 12           | READING, RTI ENGLISH AND MATH & SPANISH ASSESSMENT PROGRAM (3 Year Contract)                                                                      | 164 - STATE COMP*            | SEPT - AUG 2021 2024  | 13                     | \$ 449,188.47          |
| 23                  | RENAISSANCE LEARNING       | AR READING / MyON       | INSTRUCTIONAL TECHNOLOGY | STUDENTS/TEACHERS GRADES PK - 12           | READING ASSESSMENT SOLUTION / E-BOOK                                                                                                              | 164 - STATE COMP*            | SEPT - AUG 2021 2022  | 18                     | \$ 188,554.90          |
| <b>Grand Total:</b> |                            |                         |                          |                                            |                                                                                                                                                   |                              |                       |                        | <b>\$ 1,362,921.21</b> |

Office of Instructional Technology

July 7, 2021

\* FUNDING SOURCE SUBJECT TO CHANGE  
\*\* PRICING SUBJECT TO CHANGE

Approved by the EPISD Board of Trustees, Meeting held on the 13th Day of July 2021

\_\_\_\_\_  
Superintendent



1

# Quote

| Date       | Quote #       |
|------------|---------------|
| 07/06/2021 | US5191943910R |

Payment Status  
Open

**Bill To Attention**  
 Accounts Payable  
 Eagle Pass Independent School District  
 1420 Eidson Road  
 Eagle Pass TX 78852  
 United States

| Username    | E-mail                    |
|-------------|---------------------------|
| eaglepasstx | psalinas@eaglepassisd.net |

| Item                                                                                                                                                                                                                                                                                                                                                                                                                                               | Type    | Qty | Description                                                                                                                                                                                                                                                                                           | Rate         | Amount             |
|----------------------------------------------------------------------------------------------------------------------------------------------------------------------------------------------------------------------------------------------------------------------------------------------------------------------------------------------------------------------------------------------------------------------------------------------------|---------|-----|-------------------------------------------------------------------------------------------------------------------------------------------------------------------------------------------------------------------------------------------------------------------------------------------------------|--------------|--------------------|
| District Combo 24/7, per school                                                                                                                                                                                                                                                                                                                                                                                                                    | Renewal | 18  | Unlimited 12-month access to over one thousand standards-aligned lessons including embedded creative and computational projects across BrainPOP and BrainPOP Jr. Includes all content and resources in BrainPOP Español and BrainPOP Français.                                                        | 3,250.00     | 58,500.00          |
| Small School Jr 24/7                                                                                                                                                                                                                                                                                                                                                                                                                               | Renewal | 4   | Unlimited access to hundreds of standards-aligned BrainPOP Jr. lessons, including embedded creative and computational projects, for 12 months. Special rate for school enrollment under 250 students.                                                                                                 | 1,595.00     | 6,380.00           |
| Small School Combo 24/7                                                                                                                                                                                                                                                                                                                                                                                                                            | Renewal | 1   | Unlimited 12-month access to over one thousand standards-aligned lessons including embedded creative and computational projects across BrainPOP and BrainPOP Jr. Includes all content and resources in BrainPOP Español and BrainPOP Français. Special rate for school enrollment under 250 students. | 2,600.00     | 2,600.00           |
| Reference                                                                                                                                                                                                                                                                                                                                                                                                                                          |         | 1   | This represents access for 23 Elementary, intermediate and high schools in Eagle Pass ISD                                                                                                                                                                                                             |              |                    |
| Subtotal                                                                                                                                                                                                                                                                                                                                                                                                                                           |         |     |                                                                                                                                                                                                                                                                                                       |              | 67,480.00          |
| Multi-Site Discount (21-30)                                                                                                                                                                                                                                                                                                                                                                                                                        |         |     | 20% discount for an order of 21-30 schools.                                                                                                                                                                                                                                                           | % -20.00     | -13,496.00         |
| Subtotal                                                                                                                                                                                                                                                                                                                                                                                                                                           |         |     |                                                                                                                                                                                                                                                                                                       |              | 53,984.00          |
| 10% Loyalty Discount                                                                                                                                                                                                                                                                                                                                                                                                                               |         |     | One time loyalty discount. Not eligible upon renewal.                                                                                                                                                                                                                                                 | % -10.00     | -5,398.40          |
| Subtotal                                                                                                                                                                                                                                                                                                                                                                                                                                           |         |     |                                                                                                                                                                                                                                                                                                       |              | 48,585.60          |
| Manager Discount 2021                                                                                                                                                                                                                                                                                                                                                                                                                              |         |     | Special one-time discount approved by the Sales Team Manager, not eligible upon renewal                                                                                                                                                                                                               | % -15.00     | -7,287.84          |
| Subtotal                                                                                                                                                                                                                                                                                                                                                                                                                                           |         |     |                                                                                                                                                                                                                                                                                                       |              | 41,297.76          |
| Quote valid for 90 days. All amounts listed are in USD. This subscription is governed by the Terms of Use and Privacy Policy posted on www.brainpop.com, as amended from time to time. By accepting this quote, you agree to these terms. Changes/modifications to the terms must be approved and signed by an authorized representative of BrainPOP. Terms and conditions submitted with any Purchase Order shall not apply to this subscription. |         |     |                                                                                                                                                                                                                                                                                                       | <b>Total</b> | <b>\$41,297.76</b> |

I accept the purchase of the items included herein. I understand that I will be invoiced for this order.

Name: \_\_\_\_\_ Authorized Signature: \_\_\_\_\_

Title: \_\_\_\_\_ Date: \_\_\_\_\_

\*Please include any applicable tax exemption certificates for the school/district along with your order.

Remit to: BrainPOP Accounts Receivable PO BOX 28119 | New York, NY 10087-8119 | Fax: 866-867-6629  
 Please make all checks payable to 'BrainPOP'. Email: purchaseorders@brainpop.com



# 2021- 2022 Contracted Services Agreement

## 2

Customer: Eagle Pass ISD District Contact: Mr. Rene Martinez  
 Region 6 Contact: Erika Tijerina Region: 20

Description: Eduhero.net is comprised of on-demand professional development courses for designated school personnel. This on-demand platform allows members to access anytime, anywhere, non-facilitated professional development through our online delivery system. Certification is awarded after completing each course and the designated CPU credits assigned to each course. Participant transcripts are archived within the system and can be retrieved at any time. Fee Service: Customers may purchase Eduhero.net packaged fee service option based on the 2021 FTE.

District Contact: (Fill in below) Technical Contact: (Fill in below)  
 Name: Rene Martinez Name: \_\_\_\_\_  
 Email: rmartinez2@eaglepassisd.net Email: \_\_\_\_\_  
 Title: School Improvement Director Title: \_\_\_\_\_  
 Phone: (830) 758-7373 Ext: 80110 Phone: \_\_\_\_\_

| Name                                                           | Price    | QTY   | Subtotal           |
|----------------------------------------------------------------|----------|-------|--------------------|
| <input checked="" type="checkbox"/> Heroic                     | \$7.00   | 1,866 | \$13,062.00        |
| <input type="checkbox"/> Heroic & Custom Portal Bundle         | \$12.60  | 0     | \$0.00             |
| <input type="checkbox"/> A Framework for Understanding Poverty | \$7.00   | 0     | \$0.00             |
| <input type="checkbox"/> Cybersecurity ONLY                    | \$5.00   | 0     | \$0.00             |
| <input checked="" type="checkbox"/> Maintenance Fee            | \$500.00 | 1     | \$500.00           |
| <b>Total</b>                                                   |          |       | <b>\$13,562.00</b> |

Notes: NA

PO #:

Service Duration: 09/01/2021 - 08/31/2022

Samuel Mijares  
 Name of Superintendent/Designee

Signature of Superintendent/Designee

June 16, 2021  
 Date

Michael Holland  
 Name of Executive Director

Signature of Executive Director

Mar 30, 2021  
 Date

**For Internal Use Only** Processed Date: \_\_\_\_\_  
 End Date: Heroic Custom Student Add On Name: \_\_\_\_\_ Sent: \_\_\_\_\_  
 Process Email District Spreadsheet Mascot Welcome/Renewal Email Invoice Budget DM Renewal Spreadsheet



Hayes Software Systems  
12007 Research Blvd, Ste 103  
Austin, TX 78759  
800-749-5086  
accounting@hayessoft.com

QUOTE

ADDRESS

Eagle Pass ISD  
Accounts Payable  
587 Madison Street  
Eagle Pass TX 78852

SHIP TO

Eagle Pass ISD  
EPISD Central Receiving  
1654 Veterans Blvd  
Eagle Pass, TX 78852

QUOTE # 1066

DATE 04/08/2021

SERVICE PERIOD

AUG21 - JUL22

| DESCRIPTION                                                                                                                                                                                                                                                                                                         | QTY | AMOUNT   |
|---------------------------------------------------------------------------------------------------------------------------------------------------------------------------------------------------------------------------------------------------------------------------------------------------------------------|-----|----------|
| <b>ANNUAL SOFTWARE MAINTENANCE RENEWAL - TIPWeb-IM</b><br>For software upgrades, unlimited toll-free technical support and one web-based refresher training session for TIPWeb-IM software district-wide (20 schools plus district office)<br>Please refer to contact addendum signed 6/10/2019 by Patrick Salinas. | 1   | 5,934.00 |

TOTAL

**\$5,934.00**

Accepted By

Accepted Date



Company Address 180 Montgomery St.  
Suite 750  
San Francisco, CA 94104  
United States

Bill To Name Eagle Pass Independent School District  
Created Date 7/1/2021  
Expiration Date 3/31/2022  
Quote Number 00035638

Please send any billing questions to [accounting@seesaw.me](mailto:accounting@seesaw.me)

Contract Summary

Contract Start Date 4/1/2022 Contract End Date 3/31/2023  
# of Students 4,000.00  
Grand Total USD 19,800.00

Contract Details

| Product                         | Quantity | Sales Price | Total Price   | Invoice Date |
|---------------------------------|----------|-------------|---------------|--------------|
| Seesaw for Schools              | 4,000.00 | USD 5.50    | USD 22,000.00 | 4/1/2022     |
| Volume Discount (2,500 - 4,999) | 4,000.00 | USD -0.55   | USD -2,200.00 | 4/1/2022     |

Admin Sponsor (e.g. Principal, Director of Instructional Tech, etc.)

Decided to purchase (or renew) Seesaw. Will be included in conversations about our partnership progress.

Name: \_\_\_\_\_ Email: \_\_\_\_\_  
Title: \_\_\_\_\_ Phone: \_\_\_\_\_

Seesaw Lead

Responsible for Seesaw training and adoption. Main Seesaw point of contact throughout the contract.

Name: \_\_\_\_\_ Email: \_\_\_\_\_  
Title: \_\_\_\_\_ Phone: \_\_\_\_\_

Tech Lead (Who can help set up your school?)

Lead for Seesaw's technical implementation. Point of contact for technical issues or updates.

Name: \_\_\_\_\_ Email: \_\_\_\_\_  
Title: \_\_\_\_\_ Phone: \_\_\_\_\_

Billing Contact - Accounts Payable (Who will pay the invoice?)

Receives invoices. Point of contact on payment-related matters.

Name: \_\_\_\_\_ Email: \_\_\_\_\_  
Title: \_\_\_\_\_ Phone: \_\_\_\_\_

School Address

Address: \_\_\_\_\_ City: \_\_\_\_\_



5

Accelerate Learning Inc.

STEMscopes Quote

Quote/Invoice Number: 00063987  
 Account Name: Eagle Pass Independent School District  
 Shipping Address: 587 Madison St, Eagle Pass, Texas 78852-4244, United States  
 Contact Name: Francisco Vielma  
 Email: fvielma@eaglepassisd.net  
 Phone: (830)773-5181 X81801

**MAIL PAYMENTS TO:**  
 Division: Accelerate Learning Inc.  
 Company Address: PO BOX 732464, Dallas, 75373-2464

Created Date: 6/29/2021  
 Prepared By: Kaz Kuzminski

Description: STEMscopes one year online quote for grades K-8 based on student counts provided by Francisco Vielma. Choice Partners Coop # 19-038KC-01

The quantity below represents the total number of students for each grade level.

| Product                                                                                      | ISBN              | Grade   | Quantity | Years  | List Price | Sales Price | Total Price |
|----------------------------------------------------------------------------------------------|-------------------|---------|----------|--------|------------|-------------|-------------|
| PD Face to Face Science: Free Enhancements, Updates or New Teacher Refresher (up to 3 hours) | 978-1-64305-813-9 |         | 2.00     | 1 Year | \$0.00     | \$0.00      | \$0.00      |
| TX Assessment Package Grades K-5 <2,500 Stds Online                                          | 978-1-64862-435-3 | K-5     | 5,947.00 | 1 Year | \$1.95     | \$1.95      | \$11,596.65 |
| TX Assessment Package Grades MS Online                                                       | 978-1-64306-560-1 | MS      | 2.00     | 1 Year | \$1.95     | \$1,595.00  | \$3,190.00  |
| TX Grade 1 Online                                                                            | 978-1-93662-096-2 | Grade 1 | 970.00   | 1 Year | \$5.25     | \$5.25      | \$5,092.50  |
| TX Grade 2 Online                                                                            | 978-1-93662-097-5 | Grade 2 | 1,055.00 | 1 Year | \$5.25     | \$5.25      | \$5,538.75  |
| TX Grade 3 Online                                                                            | 978-1-93662-096-8 | Grade 3 | 991.00   | 1 Year | \$5.25     | \$5.25      | \$5,202.75  |
| TX Grade 4 Online                                                                            | 978-1-93662-095-1 | Grade 4 | 919.00   | 1 Year | \$5.25     | \$5.25      | \$4,824.75  |
| TX Grade 5 Online                                                                            | 978-1-93662-094-4 | Grade 5 | 982.00   | 1 Year | \$5.25     | \$5.25      | \$5,155.50  |
| TX Grade 6 Online                                                                            | 978-1-93662-093-7 | Grade 6 | 1,015.00 | 1 Year | \$5.95     | \$5.95      | \$6,039.25  |
| TX Grade 7 Online                                                                            | 978-1-93662-092-0 | Grade 7 | 1,092.00 | 1 Year | \$5.95     | \$5.95      | \$6,497.40  |
| TX Grade 8 Online                                                                            | 978-1-93662-091-3 | Grade 8 | 1,116.00 | 1 Year | \$5.95     | \$5.95      | \$6,640.20  |
| TX Grade K Online                                                                            | 978-1-93662-099-9 | Grade K | 1,030.00 | 1 Year | \$5.25     | \$5.25      | \$5,407.50  |
| TX ReTEKS Grade 5 Online                                                                     | 978-1-63037-071-8 | Grade 5 | 15.00    | 1 Year | \$495.00   | \$0.00      | \$0.00      |



Accelerate Learning Inc.

## STEMscopes Quote

|                          |                   |            |      |           |          |        |        |
|--------------------------|-------------------|------------|------|-----------|----------|--------|--------|
| TX ReTEKS Grade 8 Online | 978-1-63037-073-2 | Grade<br>8 | 2.00 | 1<br>Year | \$695.00 | \$0.00 | \$0.00 |
|--------------------------|-------------------|------------|------|-----------|----------|--------|--------|

|             |             |
|-------------|-------------|
| Subtotal    | \$65,185.25 |
| Shipping    | \$0.00      |
| Order Total | \$65,185.25 |

### CUSTOMER LICENSE TERMS AND CONDITIONS

These Customer License Terms and Conditions (these "Terms") are a legally binding agreement between Accelerate Learning, Inc. d/b/a STEMscopes ("ALI") and the customer ("Customer") entering into an order (the "Order") that references these Terms. In the event of any conflict between these Terms and the terms and conditions elsewhere in the Order, these Terms will supersede and govern as between ALI and Customer.

**License and Permitted Use:** Subject to Customer's continued compliance with these Terms and the Order, ALI grants Customer a nonexclusive, nontransferable, and nonassignable license during the term of the relevant order to use (and grants Customer's authorized students access to use) the digital, print, and hands-on platforms and materials provided by ALI or its designated distributor (collectively, the "STEMscopes Content") solely for its internal educational purposes. Customer is responsible for its and its employees', contractors', and users' compliance with these Terms. Customer may not directly or indirectly (a) sell, resell, sublicense, disclose, assign, transfer, or otherwise make the STEMscopes Content available to any third party other than its authorized users; (b) access or use the STEMscopes Content for any purpose other than its internal educational purposes; (c) decompile, reverse engineer, reverse assemble, or otherwise attempt to discover any source code of the STEMscopes Content; (d) copy, mirror, frame, modify, or create derivative works based on the STEMscopes Content; or (e) transmit any viruses, malware, or other malicious code using the STEMscopes Content or otherwise interfere with, disrupt the integrity or performance of, or attempt to gain unauthorized access to the STEMscopes Content or any related systems or networks.

**Ownership:** The STEMscopes Content is licensed, not sold, to Customer. As between Customer and ALI, ALI retains all rights, title, and interest in and to the STEMscopes Content and any translations or other derivative works based thereon, including any corresponding copyrights, trademarks, trade secrets, and other intellectual property rights. Nothing herein will be deemed to convey any rights, title, or interest in any such rights to Customer. Periodically, the STEMscopes program is enhanced, improved, and made current against changes in science, customer feedback, or changes in specific state standards. Additionally, 3rd party content may be replaced to improve and keep current/relevant as needed throughout the term of the agreement.

**Product Returns/Exchanges:** There are no refunds or cancellations for online products. Print or kit materials damaged upon delivery may be returned for replacement by ALI's distributor.

**User Information:** ALI reserves the right to collect and store all user information for district reporting. ALI may aggregate or otherwise de-identify user information such that it cannot be used to identify any individual ("Aggregated Data"). ALI may retain, use, and disclose such Aggregated Data for any reason and to any third parties whatsoever.

**Liability and Disclaimer:** ALI PROVIDES THE STEMSCOPES CONTENT ON AN "AS IS" AND "AS AVAILABLE" BASIS WITHOUT ANY WARRANTIES (EXPRESS, IMPLIED, OR STATUTORY), INCLUDING WITHOUT LIMITATION, ANY WARRANTIES OF FITNESS FOR A PARTICULAR PURPOSE, MERCHANTABILITY, TITLE, OR NON-INFRINGEMENT. ALI DOES NOT GUARANTEE THAT THE STEMSCOPES CONTENT WILL BE UNINTERRUPTED, CONTINUOUSLY AVAILABLE, ACCURATE, COMPLETE, OR ERROR-FREE. ALI IS NOT RESPONSIBLE FOR THE ACTS OR OMISSIONS OF ANY THIRD PARTIES. IN NO EVENT WILL ALI BE LIABLE FOR (A) ANY CONSEQUENTIAL, INDIRECT, PUNITIVE, EXEMPLARY, SPECIAL, OR INDIRECT DAMAGES, EVEN IF WARNED OF THE POSSIBILITY THEREOF; OR (B) ANY AGGREGATE AMOUNT EXCEEDING THE AMOUNTS PAID BY CUSTOMER TO ALI (DIRECTLY OR INDIRECTLY) FOR THE STEMSCOPES CONTENT IN THE PRIOR SIX (6) MONTHS, IF ANY.

**Term:** Customer's license under these Terms will terminate upon the expiration of the applicable Order. In addition, ALI may terminate Customer's license or suspend Customer's access to the STEMscopes Content (in whole or in part) if Customer or its employees, contractors, or users materially breach any of these Terms.

**Payment Terms:** Payment is due net 30 days after receipt of invoice.

**Freight Charges:** Standard freight charge is 3% of the price of the print or kit product purchased. There are no freight charges for online products.

**Sales Tax:** All orders are subject to applicable sales tax.


#### CUSTOMER SERVICE

Phone: 281-833-4500  
 Fax: 281-833-4510  
 Email: [stemscopes@acceleratelearning.com](mailto:stemscopes@acceleratelearning.com)

#### MAIL PO's and correspondence to:

Accelerate Learning Inc.  
 5177 Richmond Ave, Suite 1025  
 Houston, Texas 77056





Quote ID: 135693

## Sales Order

**Sales Order For:**

Francisco Vielma  
EAGLE PASS ISD  
876 MADISON ST  
EAGLE PASS, Texas 78852

**Nearpod Contact:**

Daniel Luna  
1855 Griffin Rd. Suite A-290  
Dania Beach, FL 33004

**Service Start:** 08/01/2021**Service End:** 07/31/2022

| Description                                                                                                                                                                                                                                                                                                                                                                                                                                                                                                                                                            | Quantity          | Total                |
|------------------------------------------------------------------------------------------------------------------------------------------------------------------------------------------------------------------------------------------------------------------------------------------------------------------------------------------------------------------------------------------------------------------------------------------------------------------------------------------------------------------------------------------------------------------------|-------------------|----------------------|
| <b>Flocabulary Site License:</b><br>Unlimited access to Flocabulary including: <ul style="list-style-type: none"><li>- Access to the 600+ standards-aligned K-12 lessons, including a hip hop video and supporting activities</li><li>- Access to Week in Rap lessons, added weekly during the school year to spotlight current events</li><li>- Access to student accounts, enabling teachers to assign lessons and activities and view results of assessments</li></ul><br>(Access for 19 schools at standard site price and 4 pre-schools at discounted site price) | 15,000 - Students | \$51,500.00          |
|                                                                                                                                                                                                                                                                                                                                                                                                                                                                                                                                                                        | <b>Total</b>      | (USD)<br>\$51,500.00 |



8

Price Quote for Services  
Eagle Pass ISD  
Eagle Pass TX  
Account Number 213  
Quote Number 204539  
Total \$95,688.75  
Date 6/24/2021

Edgenuity Inc.  
8860 E. Chaparral Road  
Suite 100  
Scottsdale AZ 85250  
877-725-4257

| Payment Schedule                                                                                                                     | Contract Start | Contract End |
|--------------------------------------------------------------------------------------------------------------------------------------|----------------|--------------|
| You can choose to pay all upfront in year one. Or you can choose to pay:<br>Year 1: \$47,845<br>Year 2: \$23,922<br>Year 3: \$23,922 | 9/1/2021       | 8/31/2024    |

| Site | Description                                                            | Comment | End Date   | Qty |
|------|------------------------------------------------------------------------|---------|------------|-----|
|      | Digital Libraries Base Library Concurrent User Requires Add-on Library |         | 08/31/2024 | 105 |

1. Eagle Pass ISD

|                 |                    |
|-----------------|--------------------|
| <b>Subtotal</b> | \$112,575.00       |
| <b>Discount</b> | (\$16,886.25)      |
| <b>Total</b>    | <b>\$95,688.75</b> |

Buy Board #573-18

Edgenuity will audit enrollment count throughout the year. If more enrollments are found to be in use than purchased, Edgenuity will invoice the customer for the additional usage.

This quote is subject to Edgenuity Inc. Standard Terms and Conditions ("Terms and Conditions"). These Terms and Conditions are available at <http://www.edgenuity.com/edgenuity-standard-terms-and-conditions-of-sale.pdf>, may change without notice and are incorporated by this reference. By signing this quote or by submitting a purchase order or form purchasing document, Customer explicitly agrees to these Terms and Conditions resulting in a legally binding agreement. To the fullest extent permitted under applicable law, all pricing information contained in this quote is confidential, and may not be shared with third parties without Edgenuity's written consent.

Eagle Pass ISD

Edgenuity Inc. Representative

Signature: \_\_\_\_\_

Sarah Gerner  
Sales Associate  
512-417-7025  
sarah.gerner@edgenuity.com

Print Name: \_\_\_\_\_

Title: \_\_\_\_\_

Date: \_\_\_\_\_

Not valid unless accompanied by a purchase order. Please specify a shipping address if applicable. All order documentation can be submitted electronically at <https://edgenuity.formstack.com/forms/ar>. Alternatively you can e-mail this quote, the purchase order and order documentation to [AR@edgenuity.com](mailto:AR@edgenuity.com) or fax to 480-423-0213.

## Frontline Education Renewal Notice

Attn: Eagle Pass Independent School District

Thank you for your continued partnership with Frontline Education. We remain focused on providing you with industry-leading solutions and technology for K-12. As part of the ongoing investment in your solutions, our Learning Center continues to be enhanced to provide access to articles with answers to routine questions 24/7.

Below you will find information about the renewal of your subscription(s) that renew on 10/01/2021. Once you have reviewed the pricing for your upcoming subscription you can either:

- Use this [link](#) to confirm the renewal of your subscriptions, or
- If you have questions, please reach out to your Client Success Manager to discuss your concerns

| Description                                            | Start Date | End Date  | Qty | Rate        | Amount             |
|--------------------------------------------------------|------------|-----------|-----|-------------|--------------------|
| IEP - eStar v5, unlimited usage for internal employees | 10/01/2021 | 9/30/2022 | 1   | \$40,133.09 | \$40,133.09        |
| <b>Total</b>                                           |            |           |     |             | <b>\$40,133.09</b> |

Please use this [link](#) to confirm the renewal of your subscriptions.

Need assistance? You can reach us by calling Daniel Alvisi at (484) 328-4598 or by emailing us at [renewals@frontlineed.com](mailto:renewals@frontlineed.com).



Laura Hughes  
Director, Client Retention and Renewals



1400 Atwater Drive Malvern, PA 19355

Issue Date: 07/07/2021

District PO#

# Eagle Pass Independent School District

## Professional Services Proposal

THE FOLLOWING INFORMATION IS CONFIDENTIAL

### Services and Costs (Currency is USD)

|                                                                                                                                                                                                                                                                                                                                  |                                                        |
|----------------------------------------------------------------------------------------------------------------------------------------------------------------------------------------------------------------------------------------------------------------------------------------------------------------------------------|--------------------------------------------------------|
| <b>Scope of Work</b>                                                                                                                                                                                                                                                                                                             |                                                        |
| <b>Overview -</b>                                                                                                                                                                                                                                                                                                                |                                                        |
| Virtual Consultative Service                                                                                                                                                                                                                                                                                                     |                                                        |
| <b>Deliverable(s) -</b>                                                                                                                                                                                                                                                                                                          |                                                        |
| A Frontline subject matter expert will facilitate up to 6 hours of live remote consultative training for Eagle Pass Independent School District in the V3 system. This is a one-time fee and travel is not required for the service.                                                                                             |                                                        |
| <b>One-Time Fee(s)</b>                                                                                                                                                                                                                                                                                                           |                                                        |
| Virtual Learning Session x 2 (Two 3-hr sessions) - IEP                                                                                                                                                                                                                                                                           | \$1,200.00                                             |
| <p><b>* Travel Expenses</b></p> <ul style="list-style-type: none"> <li>- All travel and lodging costs are the responsibility of the school district</li> <li>- Any state specific requirements regarding travel expenses or invoicing are the responsibility of the school district to share with Frontline Education</li> </ul> |                                                        |
| <b>Total</b>                                                                                                                                                                                                                                                                                                                     | <b>\$1,200.00 (plus travel expenses as applicable)</b> |

Any additional time on project outside the scope of the above proposal will be assessed at \$175/hour.  
 The above district acknowledges the above services and costs, and approves the start of the proposed projects.  
 This Professional Services Proposal is governed by the terms of the Master Services Agreement, software license or any other agreement with Frontline Technologies Group LLC dba Frontline Education (the "Agreement").

|                  |             |              |            |
|------------------|-------------|--------------|------------|
| <b>Signature</b> |             | <b>Date</b>  | 07/07/2021 |
| <b>Name</b>      | Laura Velez | <b>Title</b> |            |



Education Advanced, Inc
2702 E. Fifth St, #372
Tyler, TX 75701
(903) 858-4497
accounts@educationadvanced.com
http://www.educationadvanced.com

Sales Rep Lara Miller

Bill To Name Eagle Pass ISD
Bill To 1420 Eidson Rd
Eagle Pass, TX 78852-5604
USA

Quote Number 00002449
Created Date 4/29/2021
Expiration Date 9/30/2021

Table with 5 columns: Product, Line Item Description, Sales Price, Quantity, Total Price. Rows include TestHound Subscription Renewal, TH Toolkit Renewal Auto Pilot Subscription, and TH Toolkit Renewal-Performance Tracker Subscription.

Quote for Services has been submitted for your approval. Terms of agreement for services will be governed by Company's Subscription Services Agreement.

Subtotal \$15,430.80
Discount 0.00%
Total Price \$15,430.80

Notes Please email PO to accounts@educationadvanced.com

Quote Acceptance Information

Accepted By \_\_\_\_\_
Signature \_\_\_\_\_
Accepted Date \_\_\_\_\_



11

Renewal Notice

Date 6/17/2021
Renewal # 16166

"Protect Every Child, Every School, Every Day"

Your Service Ends 8/31/2021
To avoid loss of service, please pay renewal fee on or before the above service end date.

Bill To: Eagle Pass ISD, Accounts Payable, 587 Madison Street, Eagle Pass TX 78852

Ordered By: Eagle Pass ISD

Raptor Technologies, LLC, 631 W. 22nd St. :: Houston, TX 77008, FEIN: 45-4914152

Table with 1 column: Terms, 1 row: Net 30

Table with 4 columns: Description, Qty, Price, Amount. Row: Raptor Visitor Management Annual Access Fee, 25, \$575.00, \$14,375.00

Remit Checks to : Dept 141 :: PO Box 4458 :: Houston, TX 77210-4458
Email Renew@Raptortech.com for inquiries or to send Purchase Orders

Summary table: Subtotal \$14,375.00, Tax Total \$0.00, Total \$14,375.00



SO16166



## NEW ORDER FORM

P.O. Box 1077  
 San Ramon, CA 94583  
 United States

**Quote Number:** Q-30088  
**Valid Until:** 5/27/2021

### Customer Information:

**SOLD TO:**

Customer Name EAGLE PASS ISD  
 Contact Name Samuel Mijares  
 Address 587 Madison St  
 Eagle Pass, TX 78852  
 US  
 Email samijares@eaglepassisd.net  
 Phone (830) 773-5181

**BILL TO:**

Contact Name Samuel Mijares  
 Address 587 Madison St  
 Eagle Pass, TX 78852  
 US  
 Email samijares@eaglepassisd.net  
 Phone (830) 773-5181

### Order Form Summary:

|                     |           |               |        |
|---------------------|-----------|---------------|--------|
| Services Start Date | 7/1/2021  | Payment Terms | Net 30 |
| Services End Date   | 6/30/2022 | Currency      | USD    |
| Auto Renew          | Yes       |               |        |

| Product                             | Quantity | Unit Amount | Line Item Amount                        |
|-------------------------------------|----------|-------------|-----------------------------------------|
| Remind Base Plan                    | 14,396   | \$2.73      | \$39,301.08                             |
| Premium Feature: SIS Sync           | 14,396   | \$0.00      | \$0.00                                  |
| Premium Feature: Voice Calls        | 14,396   | \$0.00      | \$0.00                                  |
| Premium Feature: Advanced Messaging | 14,396   | \$0.00      | \$0.00                                  |
| Premium Feature: Urgent Messaging   | 14,396   | \$0.00      | \$0.00                                  |
|                                     |          |             | <b>Initial Term Charge: \$39,301.08</b> |

### Terms and Conditions:

- PARTIES:** This Order Form (the "Order Form") is entered into by and between Remind101, Inc. ("**Remind**") and EAGLE PASS ISD (the "**District**" or "**Customer**") as of the District's date of signature below (the "**Order Form Effective Date**").
- AGREEMENT:** This Order Form hereby includes, incorporates and shall be governed by the terms and conditions of the Remind District Plan Standard Agreement located at <https://www.remind.com/district-agreement> (together with the Order Form, the "**Agreement**"). Unless otherwise stated in this Order Form, all terms defined in the Agreement shall have the same meaning in this Order Form. If there is an inconsistency or conflict between the terms and conditions of



800 E. Campbell Road, Suite 112, Richardson, TX 75081  
 Ph: 972-782-4287; Fax: 972-767-3772  
 www.raaweek12.com

## Quote/Work Order

|                                                       |                                                                                             |
|-------------------------------------------------------|---------------------------------------------------------------------------------------------|
| <b>Date Prepared:</b><br>June 29 <sup>th</sup> , 2021 | <b>Project Name:</b><br>Yearly License for RaaWee K12 TDPS                                  |
| <b>Client Name:</b><br>Eagle Pass ISD                 | <b>Project Sponsor Contact &amp; Title:</b><br>Mr. David Camarillo, Executive Director      |
| <b>RaaWee Account Manager:</b><br>Saleem Qazi         | <b>Project Managers:</b><br>Eagle Pass ISD Team Lead: TBD<br>RaaWee Team Lead: Imran Rehman |

| Project Type                                                                                                                                   | Financial Type                                                                                                                          | Costs                                                                                                                         |
|------------------------------------------------------------------------------------------------------------------------------------------------|-----------------------------------------------------------------------------------------------------------------------------------------|-------------------------------------------------------------------------------------------------------------------------------|
| <input type="checkbox"/> Development<br><input type="checkbox"/> Product Implementation<br><input checked="" type="checkbox"/> License for use | <input type="checkbox"/> Fixed<br><input type="checkbox"/> Time & Material<br><input type="checkbox"/> Only Implementation Cost Charged | Software License Cost:<br>\$35,787<br><br><i>(License Period: August 1<sup>st</sup>, 2021, to July 31<sup>st</sup>, 2022)</i> |

| Service Scope                                                                                                                                                                                                                                                                                                                                                                                                                                                 |
|---------------------------------------------------------------------------------------------------------------------------------------------------------------------------------------------------------------------------------------------------------------------------------------------------------------------------------------------------------------------------------------------------------------------------------------------------------------|
| Eagle Pass ISD agrees to renew the license for RaaWee K12 Truancy & Dropout Prevention System (TDPS) for the school year 2021-2022.<br><br><b>FREE Upgrades:</b> <ul style="list-style-type: none"> <li>• <b>Dashboard 2.0</b> with in-depth robust analysis for ADA, Absences, Interventions, Barriers, Chronic Absenteeism, and Truancy</li> <li>• Implement <b>Student Profile</b> (Demographics, Absences, Interventions, Barriers, Documents)</li> </ul> |

| Payment Schedule:                                                                                            |
|--------------------------------------------------------------------------------------------------------------|
| <b>Invoicing Terms:</b> Due on Receipt<br><br>License Fee will be paid in Advance in the month of July 2021. |



**Bill To**  
 Eagle Pass ISD  
 1420 Eidson Rd  
 Eagle Pass TX 78852

**Ship To**  
 Eagle Pass ISD  
 1420 Eidson Rd  
 Eagle Pass TX 78852

158933  
**Date** 6/17/2020  
**Valid Until** 9/15/2020  
**Partnership Manager** Mark Preator

This proposal is provided as a courtesy to you, our customer. Please direct any questions to your Area Partnership Manager, at 512-705-3026 or [mark.preator@imaginelearning.com](mailto:mark.preator@imaginelearning.com).

| Quantity | Item                                                                                                                                                                                                                                                                                                                                                                                 | Unit Price  | Amount        |
|----------|--------------------------------------------------------------------------------------------------------------------------------------------------------------------------------------------------------------------------------------------------------------------------------------------------------------------------------------------------------------------------------------|-------------|---------------|
|          | Year 1 of 3 Year Contract                                                                                                                                                                                                                                                                                                                                                            |             |               |
| 15       | Imagine Math Site License (Grades PreK-12)<br>All students enrolled have an Imagine Math license for one year from date of purchase.                                                                                                                                                                                                                                                 | \$10,000.00 | \$150,000.00  |
|          | Discount                                                                                                                                                                                                                                                                                                                                                                             |             | (\$60,000.00) |
|          | 3 Year contract summary<br>Total Value: \$450,000.00<br>Purchase Price: \$270,000.00<br>Payment Schedule:<br>Payment 1 for \$90,000.00 with purchase order due 8/31/2019 and payment due 9/30/2019<br>Payment 2 for \$90,000.00 with purchase order due 8/31/2020 and payment due 9/30/2020<br>Payment 3 for \$90,000.00 with purchase order due 8/31/2021 and payment due 9/30/2021 |             |               |
| 4        | Early Learning Imagine Math (Pre-K-2)<br>All Pre-K - 2 students have an Imagine Learning Math license available for one year from date of purchase.                                                                                                                                                                                                                                  | \$5,000.00  | \$20,000.00   |

Include the quote number (#158933) and Accounts Payable email on all Purchase Orders. Please fax, email or mail to:

Fax: (866) 507-9270  
 Email: [PO@imaginelearning.com](mailto:PO@imaginelearning.com)  
 Mail: Imagine Learning, Inc.  
 382 W. Park Circle, Ste 100  
 Provo, UT 84604

**Subtotal** \$110,000.00  
**Tax Total** \$0.00  
**Total** \$110,000.00

**Thank you for choosing Imagine Learning!**

Any taxes, duties, and fees, included on this quote, are estimates only and are provided for planning purposes. Actual amounts will be invoiced. For information about imagine Learning's License Agreement, Terms of Use, and Privacy Policy, please visit our website or email: [privacy@imaginelearning.com](mailto:privacy@imaginelearning.com).



777 Mariners Island Blvd.  
 Suite 600  
 San Mateo, CA 94404  
 Tel: 650-372-4040  
 Fax: 650-372-4072

**15**

**Invoice**

|          |           |
|----------|-----------|
| Date     | Invoice # |
| 9/1/2021 | S377838   |

|                                                                               |
|-------------------------------------------------------------------------------|
| <b>Bill To</b>                                                                |
| Accounts Payable<br>Eagle Pass ISD<br>1420 Eidson Road<br>Eagle Pass TX 78852 |

|                                                           |
|-----------------------------------------------------------|
| <b>Ship To</b>                                            |
| Eagle Pass ISD<br>1420 Eidson Road<br>Eagle Pass TX 78852 |

|                |         |                |
|----------------|---------|----------------|
| Terms          | PO #    | Customer Email |
| Due on receipt | SC34244 |                |

| Description                                    | Qty | Rate      | Amount    |
|------------------------------------------------|-----|-----------|-----------|
| 1 Year IXL Service Site License<br>Year 2 of 3 | 1   | 27,390.00 | 27,390.00 |

Please make all checks payable to IXL Learning. Please return one copy of invoice with payment. The IXL Service is provided pursuant to the IXL Terms of Service ([www.ixl.com/termsofservice](http://www.ixl.com/termsofservice)).

|              |             |
|--------------|-------------|
| <b>Total</b> | \$27,390.00 |
|--------------|-------------|

DeltaMath Solutions Inc.  
 510 Hommocks Road  
 Larchmont, NY 10538  
 orders@deltamath.com



# Quote

**ADDRESS**

Rita B Carreon  
 Eagle Pass Independent  
 School District  
 587 Madison St  
 Eagle Pass, TX

QUOTE # 5742  
 DATE 06/14/2021

| DATE | ACTIVITY                                 | DESCRIPTION                                                                                                                                                                                                                                                             | QTY | RATE     | AMOUNT   |
|------|------------------------------------------|-------------------------------------------------------------------------------------------------------------------------------------------------------------------------------------------------------------------------------------------------------------------------|-----|----------|----------|
|      | District License 9-12,<br>DeltaMath Plus | Districtwide license for<br>DeltaMath Plus, SY 21-22 for all<br>9-12 teacher/students (based on<br>publicly available numbers*).<br>Includes instructional videos,<br>creation of online assessments,<br>school and district admin portals,<br>and additional features. | 1   | 3,900.00 | 3,900.00 |

Note: this quote does not include integrations.

\*Approximately 3,900 students

|              |                     |
|--------------|---------------------|
| SUBTOTAL     | 3,900.00            |
| DISCOUNT 10% | -390.00             |
| <b>TOTAL</b> | <b>USD 3,510.00</b> |

UPDATED W9 2021:  
<https://www.deltamath.com/files/w9.pdf>

Accepted By

Accepted Date



# RENEWAL QUOTE

# 17

|                 |                     |
|-----------------|---------------------|
| Page            | 1                   |
| Quote#          | 7588811             |
| Issue Date      | 06/24/2021          |
| Expiration Date | 09/30/2021          |
| Customer#       | 4227258             |
| Customer        | EAGLE PASS SCH DIST |

EAGLE PASS SCH DIST  
587 MADISON ST  
EAGLE PASS TX 78852

| Quote Summary                                                                                              |  | Payable in USD |
|------------------------------------------------------------------------------------------------------------|--|----------------|
| Quote Total                                                                                                |  | \$17,404.79    |
| <b>Applicable taxes are NOT included</b><br>Service Expiration Dates are displayed at each line item below |  |                |

### Mail Purchase Order with Quote or include Quote number on Purchase Order

Mail Payment (Check)  
Follett School Solutions, Inc.  
91826 Collection Center Drive  
Chicago, IL 60693 USA

Follett School Solutions, Inc.  
1340 Ridgeview Drive  
McHenry, IL 60050 USA  
Email: [FSSorders@follett.com](mailto:FSSorders@follett.com)

### Quote Details

| Item Number / Description                                         | Renewal Months | Current Expiration Date | New Expiration Date | Amount          |
|-------------------------------------------------------------------|----------------|-------------------------|---------------------|-----------------|
| <b>BENAVIDES SCH - 4203040</b>                                    |                |                         |                     |                 |
| 48206P DISTRICT MEMBER LM - HOSTED SERVICE RENEWAL                | 12             | 02/28/2022              | 02/28/2023          | \$606.73        |
| 67058P TITLEPEEK ONLINE SERVICE RENEWAL - DESTINY DISTRICT MEMBER | 12             | 02/28/2022              | 02/28/2023          | \$150.00        |
| <b>Site Total</b>                                                 |                |                         |                     | <b>\$756.73</b> |
| <b>C C WINN HIGH SCH - 4207910</b>                                |                |                         |                     |                 |
| 48206P DISTRICT MEMBER LM - HOSTED SERVICE RENEWAL                | 12             | 02/28/2022              | 02/28/2023          | \$606.73        |
| 67058P TITLEPEEK ONLINE SERVICE RENEWAL - DESTINY DISTRICT MEMBER | 12             | 02/28/2022              | 02/28/2023          | \$150.00        |
| <b>Site Total</b>                                                 |                |                         |                     | <b>\$756.73</b> |
| <b>CERNA ELEM SCH - 4211007</b>                                   |                |                         |                     |                 |
| 48206P DISTRICT MEMBER LM - HOSTED SERVICE RENEWAL                | 12             | 02/28/2022              | 02/28/2023          | \$606.73        |
| 67058P TITLEPEEK ONLINE SERVICE RENEWAL - DESTINY DISTRICT MEMBER | 12             | 02/28/2022              | 02/28/2023          | \$150.00        |
| <b>Site Total</b>                                                 |                |                         |                     | <b>\$756.73</b> |
| <b>EAGLE PASS HIGH SCH - 4203042</b>                              |                |                         |                     |                 |
| 48206P DISTRICT MEMBER LM - HOSTED SERVICE RENEWAL                | 12             | 02/28/2022              | 02/28/2023          | \$606.73        |
| 67058P TITLEPEEK ONLINE SERVICE RENEWAL - DESTINY DISTRICT MEMBER | 12             | 02/28/2022              | 02/28/2023          | \$150.00        |
| <b>Site Total</b>                                                 |                |                         |                     | <b>\$756.73</b> |
| <b>EAGLE PASS JR HI-SCHOOL - 4203043</b>                          |                |                         |                     |                 |
| 48206P DISTRICT MEMBER LM - HOSTED SERVICE RENEWAL                | 12             | 02/28/2022              | 02/28/2023          | \$606.73        |
| 67058P TITLEPEEK ONLINE SERVICE RENEWAL - DESTINY DISTRICT MEMBER | 12             | 02/28/2022              | 02/28/2023          | \$150.00        |
| <b>Site Total</b>                                                 |                |                         |                     | <b>\$756.73</b> |
| <b>EARLY CHLDHD CTR - 4205310</b>                                 |                |                         |                     |                 |
| 48206P DISTRICT MEMBER LM - HOSTED SERVICE RENEWAL                | 12             | 02/28/2022              | 02/28/2023          | \$606.73        |

If you have any questions about this quote, please contact us:  
 US: 708-884-5100 or email [softwarecs@follett.com](mailto:softwarecs@follett.com)  
 Canada: 877-857-7870 or email [canada@follett.com](mailto:canada@follett.com)  
 Outside the US or Canada: email [international@follett.com](mailto:international@follett.com)

Did you know that Follett has a tool to manage your textbooks and other assets? Visit [k12.follett.com/drmcomplete](http://k12.follett.com/drmcomplete) to learn more about Destiny® Resource Manager Complete Edition.

Purchase Follett technology products 24/7 on [www.destinyexpress.com](http://www.destinyexpress.com).

# RENEWAL QUOTE



|                 |                     |
|-----------------|---------------------|
| Page            | 2                   |
| Quote#          | 7588811             |
| Issue Date      | 06/24/2021          |
| Expiration Date | 09/30/2021          |
| Customer#       | 4227258             |
| Customer        | EAGLE PASS SCH DIST |

| Quote Details                                                     |                |                         |                     |                   |                 |
|-------------------------------------------------------------------|----------------|-------------------------|---------------------|-------------------|-----------------|
| Item Number / Description                                         | Renewal Months | Current Expiration Date | New Expiration Date | Amount            |                 |
| 67058P TITLEPEEK ONLINE SERVICE RENEWAL - DESTINY DISTRICT MEMBER | 12             | 02/28/2022              | 02/28/2023          | \$150.00          |                 |
|                                                                   |                |                         |                     | <b>Site Total</b> | <b>\$756.73</b> |
| <b>ERNA KENNEDY HALL CTR - 4208952</b>                            |                |                         |                     |                   |                 |
| 48206P DISTRICT MEMBER LM - HOSTED SERVICE RENEWAL                | 12             | 02/28/2022              | 02/28/2023          | \$606.73          |                 |
| 67058P TITLEPEEK ONLINE SERVICE RENEWAL - DESTINY DISTRICT MEMBER | 12             | 02/28/2022              | 02/28/2023          | \$150.00          |                 |
|                                                                   |                |                         |                     | <b>Site Total</b> | <b>\$756.73</b> |
| <b>GLASS SCH - 4203044</b>                                        |                |                         |                     |                   |                 |
| 48206P DISTRICT MEMBER LM - HOSTED SERVICE RENEWAL                | 12             | 02/28/2022              | 02/28/2023          | \$606.73          |                 |
| 67058P TITLEPEEK ONLINE SERVICE RENEWAL - DESTINY DISTRICT MEMBER | 12             | 02/28/2022              | 02/28/2023          | \$150.00          |                 |
|                                                                   |                |                         |                     | <b>Site Total</b> | <b>\$756.73</b> |
| <b>GRAVES ELEM SCH - 4203041</b>                                  |                |                         |                     |                   |                 |
| 48206P DISTRICT MEMBER LM - HOSTED SERVICE RENEWAL                | 12             | 02/28/2022              | 02/28/2023          | \$606.73          |                 |
| 67058P TITLEPEEK ONLINE SERVICE RENEWAL - DESTINY DISTRICT MEMBER | 12             | 02/28/2022              | 02/28/2023          | \$150.00          |                 |
|                                                                   |                |                         |                     | <b>Site Total</b> | <b>\$756.73</b> |
| <b>H B GONZALEZ ELEM SCH - 4208255</b>                            |                |                         |                     |                   |                 |
| 48206P DISTRICT MEMBER LM - HOSTED SERVICE RENEWAL                | 12             | 02/28/2022              | 02/28/2023          | \$606.73          |                 |
| 67058P TITLEPEEK ONLINE SERVICE RENEWAL - DESTINY DISTRICT MEMBER | 12             | 02/28/2022              | 02/28/2023          | \$150.00          |                 |
|                                                                   |                |                         |                     | <b>Site Total</b> | <b>\$756.73</b> |
| <b>KIRCHNER ELEM SCH - 4203045</b>                                |                |                         |                     |                   |                 |
| 48206P DISTRICT MEMBER LM - HOSTED SERVICE RENEWAL                | 12             | 02/28/2022              | 02/28/2023          | \$606.73          |                 |
| 67058P TITLEPEEK ONLINE SERVICE RENEWAL - DESTINY DISTRICT MEMBER | 12             | 02/28/2022              | 02/28/2023          | \$150.00          |                 |
|                                                                   |                |                         |                     | <b>Site Total</b> | <b>\$756.73</b> |
| <b>LANGUAGE DEV CTR - 4209874</b>                                 |                |                         |                     |                   |                 |
| 48206P DISTRICT MEMBER LM - HOSTED SERVICE RENEWAL                | 12             | 02/28/2022              | 02/28/2023          | \$606.73          |                 |
| 67058P TITLEPEEK ONLINE SERVICE RENEWAL - DESTINY DISTRICT MEMBER | 12             | 02/28/2022              | 02/28/2023          | \$150.00          |                 |
|                                                                   |                |                         |                     | <b>Site Total</b> | <b>\$756.73</b> |
| <b>LIBERTY ELEM SCH - 4208842</b>                                 |                |                         |                     |                   |                 |
| 48206P DISTRICT MEMBER LM - HOSTED SERVICE RENEWAL                | 12             | 02/28/2022              | 02/28/2023          | \$606.73          |                 |
| 67058P TITLEPEEK ONLINE SERVICE RENEWAL - DESTINY DISTRICT MEMBER | 12             | 02/28/2022              | 02/28/2023          | \$150.00          |                 |
|                                                                   |                |                         |                     | <b>Site Total</b> | <b>\$756.73</b> |
| <b>MEMORIAL JR HIGH SCH - 4206121</b>                             |                |                         |                     |                   |                 |
| 48206P DISTRICT MEMBER LM - HOSTED SERVICE RENEWAL                | 12             | 02/28/2022              | 02/28/2023          | \$606.73          |                 |
| 67058P TITLEPEEK ONLINE SERVICE RENEWAL - DESTINY DISTRICT MEMBER | 12             | 02/28/2022              | 02/28/2023          | \$150.00          |                 |
|                                                                   |                |                         |                     | <b>Site Total</b> | <b>\$756.73</b> |

If you have any questions about this quote, please contact us:  
 US:708-884-5100 or email [softwarecs@follett.com](mailto:softwarecs@follett.com)  
 Canada:877-857-7870 or email [canada@follett.com](mailto:canada@follett.com)  
 Outside the US or Canada: email [international@follett.com](mailto:international@follett.com)

Did you know that Follett has a tool to manage your textbooks and other assets? Visit [k12.follett.com/drmcomplete](http://k12.follett.com/drmcomplete) to learn more about Destiny® Resource Manager Complete Edition.

Purchase Follett technology products 24/7 on [www.destinyexpress.com](http://www.destinyexpress.com).

# RENEWAL QUOTE



|                 |                     |
|-----------------|---------------------|
| Page            | 3                   |
| Quote#          | 7588811             |
| Issue Date      | 06/24/2021          |
| Expiration Date | 09/30/2021          |
| Customer#       | 4227258             |
| Customer        | EAGLE PASS SCH DIST |

| Quote Details                                                     |                |                         |                     |                   |                 |
|-------------------------------------------------------------------|----------------|-------------------------|---------------------|-------------------|-----------------|
| Item Number / Description                                         | Renewal Months | Current Expiration Date | New Expiration Date | Amount            |                 |
| <b>PERFECTO MANCHA SCH - 4203048</b>                              |                |                         |                     |                   |                 |
| 48206P DISTRICT MEMBER LM - HOSTED SERVICE RENEWAL                | 12             | 02/28/2022              | 02/28/2023          | \$606.73          |                 |
| 67058P TITLEPEEK ONLINE SERVICE RENEWAL - DESTINY DISTRICT MEMBER | 12             | 02/28/2022              | 02/28/2023          | \$150.00          |                 |
|                                                                   |                |                         |                     | <b>Site Total</b> | <b>\$756.73</b> |
| <b>PETE GALLEGGO ELEM SCH - 4208256</b>                           |                |                         |                     |                   |                 |
| 48206P DISTRICT MEMBER LM - HOSTED SERVICE RENEWAL                | 12             | 02/28/2022              | 02/28/2023          | \$606.73          |                 |
| 67058P TITLEPEEK ONLINE SERVICE RENEWAL - DESTINY DISTRICT MEMBER | 12             | 02/28/2022              | 02/28/2023          | \$150.00          |                 |
|                                                                   |                |                         |                     | <b>Site Total</b> | <b>\$756.73</b> |
| <b>RAY DARR ELEM SCH - 4206013</b>                                |                |                         |                     |                   |                 |
| 48206P DISTRICT MEMBER LM - HOSTED SERVICE RENEWAL                | 12             | 02/28/2022              | 02/28/2023          | \$606.73          |                 |
| 67058P TITLEPEEK ONLINE SERVICE RENEWAL - DESTINY DISTRICT MEMBER | 12             | 02/28/2022              | 02/28/2023          | \$150.00          |                 |
|                                                                   |                |                         |                     | <b>Site Total</b> | <b>\$756.73</b> |
| <b>ROBERT E LEE ELEM SCH - 4203046</b>                            |                |                         |                     |                   |                 |
| 48206P DISTRICT MEMBER LM - HOSTED SERVICE RENEWAL                | 12             | 02/28/2022              | 02/28/2023          | \$606.73          |                 |
| 67058P TITLEPEEK ONLINE SERVICE RENEWAL - DESTINY DISTRICT MEMBER | 12             | 02/28/2022              | 02/28/2023          | \$150.00          |                 |
|                                                                   |                |                         |                     | <b>Site Total</b> | <b>\$756.73</b> |
| <b>ROSITA VLY ELEM SCH - 4208754</b>                              |                |                         |                     |                   |                 |
| 48206P DISTRICT MEMBER LM - HOSTED SERVICE RENEWAL                | 12             | 02/28/2022              | 02/28/2023          | \$606.73          |                 |
| 67058P TITLEPEEK ONLINE SERVICE RENEWAL - DESTINY DISTRICT MEMBER | 12             | 02/28/2022              | 02/28/2023          | \$150.00          |                 |
|                                                                   |                |                         |                     | <b>Site Total</b> | <b>\$756.73</b> |
| <b>ROSITA VLY LITERACY ACAD - 4208014</b>                         |                |                         |                     |                   |                 |
| 48206P DISTRICT MEMBER LM - HOSTED SERVICE RENEWAL                | 12             | 02/28/2022              | 02/28/2023          | \$606.73          |                 |
| 67058P TITLEPEEK ONLINE SERVICE RENEWAL - DESTINY DISTRICT MEMBER | 12             | 02/28/2022              | 02/28/2023          | \$150.00          |                 |
|                                                                   |                |                         |                     | <b>Site Total</b> | <b>\$756.73</b> |
| <b>SAM HOUSTON ELEM SCH - 4208009</b>                             |                |                         |                     |                   |                 |
| 48206P DISTRICT MEMBER LM - HOSTED SERVICE RENEWAL                | 12             | 02/28/2022              | 02/28/2023          | \$606.73          |                 |
| 67058P TITLEPEEK ONLINE SERVICE RENEWAL - DESTINY DISTRICT MEMBER | 12             | 02/28/2022              | 02/28/2023          | \$150.00          |                 |
|                                                                   |                |                         |                     | <b>Site Total</b> | <b>\$756.73</b> |
| <b>SAN LUIS ELEM SCH - 4203047</b>                                |                |                         |                     |                   |                 |
| 48206P DISTRICT MEMBER LM - HOSTED SERVICE RENEWAL                | 12             | 02/28/2022              | 02/28/2023          | \$606.73          |                 |
| 67058P TITLEPEEK ONLINE SERVICE RENEWAL - DESTINY DISTRICT MEMBER | 12             | 02/28/2022              | 02/28/2023          | \$150.00          |                 |
|                                                                   |                |                         |                     | <b>Site Total</b> | <b>\$756.73</b> |
| <b>SECO MINES SCH - 4205544</b>                                   |                |                         |                     |                   |                 |
| 48206P DISTRICT MEMBER LM - HOSTED SERVICE RENEWAL                | 12             | 02/28/2022              | 02/28/2023          | \$606.73          |                 |

If you have any questions about this quote, please contact us:  
 US: 708-884-5100 or email [softwarecs@follett.com](mailto:softwarecs@follett.com)  
 Canada: 877-857-7870 or email [canada@follett.com](mailto:canada@follett.com)  
 Outside the US or Canada: email [international@follett.com](mailto:international@follett.com)

Did you know that Follett has a tool to manage your textbooks and other assets? Visit [k12.follett.com/drmcomplete](http://k12.follett.com/drmcomplete) to learn more about Destiny® Resource Manager Complete Edition.

Purchase Follett technology products 24/7 on [www.destinyexpress.com](http://www.destinyexpress.com).



# RENEWAL QUOTE

|                 |                     |
|-----------------|---------------------|
| Page            | 4                   |
| Quote#          | 7588811             |
| Issue Date      | 06/24/2021          |
| Expiration Date | 09/30/2021          |
| Customer#       | 4227258             |
| Customer        | EAGLE PASS SCH DIST |

| Quote Details                                                     |                |                         |                     |                 |
|-------------------------------------------------------------------|----------------|-------------------------|---------------------|-----------------|
| Item Number / Description                                         | Renewal Months | Current Expiration Date | New Expiration Date | Amount          |
| 67058P TITLEPEEK ONLINE SERVICE RENEWAL - DESTINY DISTRICT MEMBER | 12             | 02/28/2022              | 02/28/2023          | \$150.00        |
| <b>Site Total</b>                                                 |                |                         |                     | <b>\$756.73</b> |

End of Quote

If you have any questions about this quote, please contact us:  
US:708-884-5100 or email [softwarecs@follett.com](mailto:softwarecs@follett.com)  
Canada:877-857-7870 or email [canada@follett.com](mailto:canada@follett.com)  
Outside the US or Canada: email [international@follett.com](mailto:international@follett.com)

Did you know that Follett has a tool to manage your textbooks and other assets? Visit [k12.follett.com/drmcomplete](http://k12.follett.com/drmcomplete) to learn more about Destiny® Resource Manager Complete Edition.

Purchase Follett technology products 24/7 on [www.destinyexpress.com](http://www.destinyexpress.com).



18

Services Order Form

Order #: Q-205793-1  
 Date: 2021-06-23  
 Offer Valid Through: 2021-10-10

6330 South 3000 East, Suite 700, Salt Lake City, UT 84121, United States

Order Form For Eagle Pass Independent School District

Address: 1420 Eidson Road  
 City: Eagle Pass  
 State/Province: Texas  
 Zip/Postal Code: 78852  
 Country: United States

**Order Information**  
 Billing Frequency: Annual Upfront  
 Payment Terms: Net 30

**Billing Contact**

**Primary Contact**

Name: Jesse Montalvo  
 Email: [jmontalvo@eaglepassisd.net](mailto:jmontalvo@eaglepassisd.net)  
 Phone: (830) 752-3718

Name: Jesse Montalvo  
 Email: [jmontalvo@eaglepassisd.net](mailto:jmontalvo@eaglepassisd.net)  
 Phone: (830) 752-3718

In Process

**Billing Frequency Term:**

Non-Recurring items will be invoiced upon signing. Recurring items will be invoiced 30 days prior to the annual start date.

| Year 1                                                       |            |            |          |        |          |               |
|--------------------------------------------------------------|------------|------------|----------|--------|----------|---------------|
| Description                                                  | Start Date | End Date   | Metric   | Qty    | Price    | Amount        |
| Certify Enterprise Edition - 26 to 50 District-Defined Rules | 2021-10-11 | 2022-10-10 | Per Each | 13,850 | USD 1.70 | USD 23,545.00 |
| Recurring Sub-Total                                          |            |            |          |        |          | USD 23,545.00 |
| Year 1 Total                                                 |            |            |          |        |          | USD 23,545.00 |
| <b>Grand Total:</b>                                          |            |            |          |        |          | USD 23,545.00 |

**Metrics and Descriptions:**

| Product                                                      | Description                                                                                       |
|--------------------------------------------------------------|---------------------------------------------------------------------------------------------------|
| Certify Enterprise Edition - 26 to 50 District-Defined Rules | Hosted Certify Enterprise Edition; district may define up to between 26-50 data validation rules. |

806 TECHNOLOGIES, INC.  
5760 Legacy Drive  
Suite B3-176  
Plano, TX 75024  
(877) 331-6160x3  
accounting@806technologies.com

## 806 | Technologies

### Quote

**ADDRESS**

Norma Serna  
Eagle Pass ISD  
1420 Eidson Rd  
Eagle Pass, TX 78852

**QUOTE # 4694**  
**DATE 07/06/2021**

---

| ACTIVITY                                                                                        | QTY | RATE    | AMOUNT    |
|-------------------------------------------------------------------------------------------------|-----|---------|-----------|
| DIP<br>Plan4Learning - District Improvement Planning Software --<br>FREE                        | 1   | 0.00    | 0.00      |
| CIP<br>Plan4Learning - Campus Improvement Planning Software                                     | 24  | 550.00  | 13,200.00 |
| Discount<br>Discount for Early Childhood Center                                                 | 1   | -550.00 | -550.00   |
| Discount<br>Plan4Learning - Campus Improvement Planning Software for<br>the 2021-22 school year | 23  | -115.50 | -2,656.50 |

---


This estimate is for the 2021-22 school year.

**TOTAL**

**\$9,993.50**

Accepted By

Accepted Date



Serving the Educational Community  
1314 Hines Avenue  
San Antonio, TX • 78268-1899

Commitment & Contract  
System

# 20

# Eagle Pass ISD

[User Guide](#) [Account Info](#) [Logout](#)

Any questions? please contact.

Cynthia (Cyndi) Zaragoza cyndi.zaragoza@esc20.net 210 370-5407

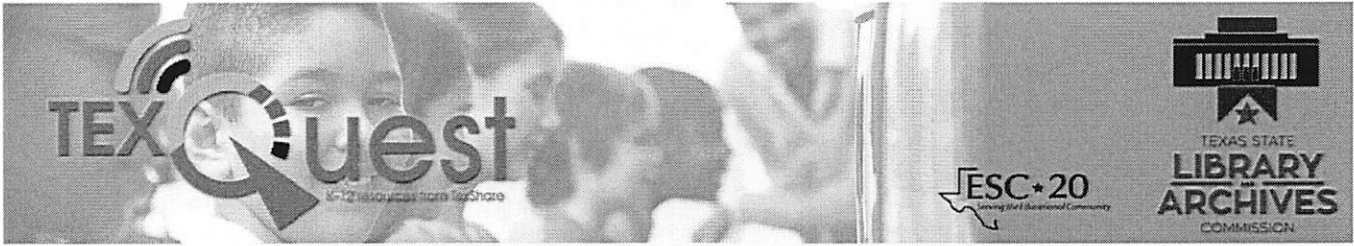
### Discovery Education

#### Commitment For: 2021-2022

Total Commitments \$ 24753.70

|              | Commitment Form Name                           | Price Details               | Unit Price | Count  | Total Price | Enroll                              |
|--------------|------------------------------------------------|-----------------------------|------------|--------|-------------|-------------------------------------|
| Show Details | Discovery Education Experience (DEX) k-12      | Based on student population | \$1.7      | 14,561 | 24753.7     | <input checked="" type="checkbox"/> |
| Show Details | Discovery Education Science K-8 - (DEX) Add-On | Additional per campus fee   | \$1900     |        |             | <input type="checkbox"/>            |

(Return) (Save)



TexQuest Electronic Instructional Resources Program

1-800-252-9386

Texas State Library and Archives Commission

Fax: (512) 936-2306

PO Box 12516

Email: [K12@tsl.texas.gov](mailto:K12@tsl.texas.gov)

Austin, Texas 78711-2516

Date: May 24, 2021

## Estimate Only

EAGLE PASS ISD

Quote Number: TQFY22159901

**Do Not Pay**

587 Madison St

**Your invoice will arrive in September.**

Eagle Pass, TX 78852-5604

The Legislative appropriation that funds TexQuest specifies that the Texas State Library and Archives Commission collect program participation fees from districts in each State Fiscal Year. The State Fiscal Year runs from September 1, 2021 – August 31, 2022.

Patrick Salinas  
[psalinas@eaglepassisd.net](mailto:psalinas@eaglepassisd.net)

TSLAC worked with the K-12 Advisory Group, made up of school library professionals from all over Texas, to set the FY2022 annual program participation fee of no more than 29 cents per student.

Diana Saucedo  
[dsaucedo2@eaglepassisd.net](mailto:dsaucedo2@eaglepassisd.net)

| Description                                                                                                                                                                                                                                                                                                                                                               | Amount            |
|---------------------------------------------------------------------------------------------------------------------------------------------------------------------------------------------------------------------------------------------------------------------------------------------------------------------------------------------------------------------------|-------------------|
| <p>Estimate of your district's TexQuest program participation fee covering participation for State Fiscal Year 2022. October 2020 enrollment as reported on AskTED: 14,028</p> <p>Please email <a href="mailto:AR@tsl.texas.gov">AR@tsl.texas.gov</a> if you need a PO number included on your district's invoice. <b>Your invoice will arrive in September 2021.</b></p> | <p>\$4,068.12</p> |

*For questions about TexQuest fees or services call us at (800) 252-9386, or email [K12@tsl.texas.gov](mailto:K12@tsl.texas.gov).  
For questions on payments due or received call TSLAC Accounting, (512) 463-5512, or email [AR@tsl.texas.gov](mailto:AR@tsl.texas.gov).*



8150 North Central Expressway, Suite 2000  
 Dallas, TX 75206  
 Phone: 1-866-883-READ (7323)  
 Email: orders@istation.com

**Quote:** Q-29422-2  
**Prepared For:** Eagle Pass Independent School District  
**Expires On:** 10/31/2021

**DISCLAIMER:** Pricing is as quoted and subject to change with any edits to bundle configurations, enrollment updates, or other revisions.

Istation Reading (English and Spanish)

| QTY                                                  | PRODUCT                                | Start Date | Months | End Date  | CAMPUS                      | LIST PRICE         |
|------------------------------------------------------|----------------------------------------|------------|--------|-----------|-----------------------------|--------------------|
| 1                                                    | Istation Reading (English and Spanish) | 9/1/2021   | 12     | 8/31/2022 | Early Childhood Center      | \$15,530.00        |
| 1                                                    | Istation Reading (English and Spanish) | 9/1/2021   | 12     | 8/31/2022 | Kennedy Hall                | \$9,032.00         |
| 1                                                    | Istation Reading (English and Spanish) | 9/1/2021   | 12     | 8/31/2022 | Language Development Center | \$15,530.00        |
| 1                                                    | Istation Reading (English and Spanish) | 9/1/2021   | 12     | 8/31/2022 | Rosita Valley Elementary    | \$15,530.00        |
| <b>Istation Reading (English and Spanish) TOTAL:</b> |                                        |            |        |           |                             | <b>\$55,622.00</b> |

IR.Student - Istation Reading (Student Account)

| QTY                                                           | PRODUCT                                         | Start Date | Months | End Date  | CAMPUS                        | LIST PRICE         |
|---------------------------------------------------------------|-------------------------------------------------|------------|--------|-----------|-------------------------------|--------------------|
| 200                                                           | IR.Student - Istation Reading (Student Account) | 9/1/2021   | 12     | 8/31/2022 | Eagle Pass Junior High School | \$5,800.00         |
| 200                                                           | IR.Student - Istation Reading (Student Account) | 9/1/2021   | 12     | 8/31/2022 | Memorial Junior High School   | \$5,800.00         |
| <b>IR.Student - Istation Reading (Student Account) TOTAL:</b> |                                                 |            |        |           |                               | <b>\$11,600.00</b> |

Istation Reading

| QTY | PRODUCT          | Start Date | Months | End Date  | CAMPUS                            | LIST PRICE |
|-----|------------------|------------|--------|-----------|-----------------------------------|------------|
| 1   | Istation Reading | 9/1/2021   | 12     | 8/31/2022 | Armando Cerna Elementary School   | \$9,104.00 |
| 1   | Istation Reading | 9/1/2021   | 12     | 8/31/2022 | Benavides Heights Elementary      | \$5,299.00 |
| 1   | Istation Reading | 9/1/2021   | 12     | 8/31/2022 | Dena Kelso Graves Elementary      | \$9,104.00 |
| 1   | Istation Reading | 9/1/2021   | 12     | 8/31/2022 | Henry B Gonzalez Elementary       | \$5,299.00 |
| 1   | Istation Reading | 9/1/2021   | 12     | 8/31/2022 | Liberty Elementary                | \$9,104.00 |
| 1   | Istation Reading | 9/1/2021   | 12     | 8/31/2022 | Maude Mae Kirchner Elementary     | \$3,070.00 |
| 1   | Istation Reading | 9/1/2021   | 12     | 8/31/2022 | Nellie Mae Glass Elementary       | \$9,104.00 |
| 1   | Istation Reading | 9/1/2021   | 12     | 8/31/2022 | Perfecto Mancha Elementary School | \$9,104.00 |
| 1   | Istation Reading | 9/1/2021   | 12     | 8/31/2022 | Pete Gallego Elementary           | \$5,299.00 |
| 1   | Istation Reading | 9/1/2021   | 12     | 8/31/2022 | Ray H Darr Elementary             | \$9,104.00 |
| 1   | Istation Reading | 9/1/2021   | 12     | 8/31/2022 | Robert E Lee Elementary           | \$5,299.00 |
| 1   | Istation Reading | 9/1/2021   | 12     | 8/31/2022 | Rosita Valley Elementary          | \$9,104.00 |

| QTY                            | PRODUCT          | Start Date | Months | End Date  | CAMPUS                 | LIST PRICE          |
|--------------------------------|------------------|------------|--------|-----------|------------------------|---------------------|
| 1                              | Istation Reading | 9/1/2021   | 12     | 8/31/2022 | Sam Houston Elementary | \$9,104.00          |
| 1                              | Istation Reading | 9/1/2021   | 12     | 8/31/2022 | San Luis Elementary    | \$9,104.00          |
| 1                              | Istation Reading | 9/1/2021   | 12     | 8/31/2022 | Seco Mines Elementary  | \$5,299.00          |
| <b>Istation Reading TOTAL:</b> |                  |            |        |           |                        | <b>\$111,501.00</b> |

IE.Student - Istation Reading en Español  
(Student Account)

| QTY | PRODUCT                                                    | Start Date | Months | End Date  | CAMPUS                            | LIST PRICE |
|-----|------------------------------------------------------------|------------|--------|-----------|-----------------------------------|------------|
| 31  | IE.Student - Istation Reading en Español (Student Account) | 9/1/2021   | 12     | 8/31/2022 | Armando Cerna Elementary School   | \$837.00   |
| 30  | IE.Student - Istation Reading en Español (Student Account) | 9/1/2021   | 12     | 8/31/2022 | Benavides Heights Elementary      | \$810.00   |
| 29  | IE.Student - Istation Reading en Español (Student Account) | 9/1/2021   | 12     | 8/31/2022 | Dena Kelso Graves Elementary      | \$783.00   |
| 25  | IE.Student - Istation Reading en Español (Student Account) | 9/1/2021   | 12     | 8/31/2022 | Henry B Gonzalez Elementary       | \$675.00   |
| 28  | IE.Student - Istation Reading en Español (Student Account) | 9/1/2021   | 12     | 8/31/2022 | Liberty Elementary                | \$756.00   |
| 6   | IE.Student - Istation Reading en Español (Student Account) | 9/1/2021   | 12     | 8/31/2022 | Maude Mae Kirchner Elementary     | \$162.00   |
| 24  | IE.Student - Istation Reading en Español (Student Account) | 9/1/2021   | 12     | 8/31/2022 | Nellie Mae Glass Elementary       | \$648.00   |
| 40  | IE.Student - Istation Reading en Español (Student Account) | 9/1/2021   | 12     | 8/31/2022 | Perfecto Mancha Elementary School | \$1,080.00 |
| 34  | IE.Student - Istation Reading en Español (Student Account) | 9/1/2021   | 12     | 8/31/2022 | Pete Gallego Elementary           | \$918.00   |
| 46  | IE.Student - Istation Reading en Español (Student Account) | 9/1/2021   | 12     | 8/31/2022 | Ray H Darr Elementary             | \$1,242.00 |
| 52  | IE.Student - Istation Reading en Español (Student Account) | 9/1/2021   | 12     | 8/31/2022 | Robert E Lee Elementary           | \$1,404.00 |
| 8   | IE.Student - Istation Reading en Español (Student Account) | 9/1/2021   | 12     | 8/31/2022 | Rosita Valley Elementary          | \$216.00   |
| 12  | IE.Student - Istation Reading en Español (Student Account) | 9/1/2021   | 12     | 8/31/2022 | Sam Houston Elementary            | \$324.00   |
| 32  | IE.Student - Istation Reading en Español (Student Account) | 9/1/2021   | 12     | 8/31/2022 | San Luis Elementary               | \$864.00   |

| QTY                                                                      | PRODUCT                                                    | Start Date | Months | End Date  | CAMPUS                | LIST PRICE         |
|--------------------------------------------------------------------------|------------------------------------------------------------|------------|--------|-----------|-----------------------|--------------------|
| 35                                                                       | IE.Student - Istation Reading en Español (Student Account) | 9/1/2021   | 12     | 8/31/2022 | Seco Mines Elementary | \$945.00           |
| <b>IE.Student - Istation Reading en Español (Student Account) TOTAL:</b> |                                                            |            |        |           |                       | <b>\$11,664.00</b> |

|                                                            |                      |
|------------------------------------------------------------|----------------------|
| <b>SUBTOTAL:</b>                                           | <b>\$190,387.00</b>  |
| <b>DISCOUNT:</b>                                           | <b>(\$24,020.90)</b> |
| <b>TAX (if applicable):</b>                                |                      |
| <b>1 YEAR CUSTOMER TOTAL:</b>                              | <b>\$166,366.10</b>  |
| <b>Multi Year Options - more detail on following page:</b> |                      |
| <b>2 YEAR DISCOUNTED TOTAL:</b>                            | <b>\$316,095.59</b>  |
| <b>3 YEAR DISCOUNTED TOTAL:</b>                            | <b>\$449,188.47</b>  |



8150 North Central Expressway, Suite 2000  
 Dallas, TX 75206  
 Phone: 1-866-883-READ (7323)  
 Email: orders@istation.com

**Quote:** Q-29422-2  
**Prepared For:** Eagle Pass Independent School District  
**Expires On:** 10/31/2021

**DISCLAIMER:** Pricing is as quoted and subject to change with any edits to bundle configurations, enrollment updates, or other revisions.

Additional Options (to be paid in full). Totals do not include tax (if applicable):

| <b>Choose 1, 2, or 3 year Subscription</b> |  |                            |  |                            |  |                            |
|--------------------------------------------|--|----------------------------|--|----------------------------|--|----------------------------|
|                                            |  | <u>1 YEAR SUBSCRIPTION</u> |  | <u>2 YEAR SUBSCRIPTION</u> |  | <u>3 YEAR SUBSCRIPTION</u> |
| Additional Discount Amount:                |  | <i>Quoted Price</i>        |  | (\$16,636.61)              |  | (\$49,909.83)              |
| % Discount:                                |  | <i>Quoted Price</i>        |  | 5.00%                      |  | 10.00%                     |
| Your Total Cost:                           |  | \$166,366.10               |  | \$316,095.59               |  | \$449,188.47               |

Subscription Start Date: 9/1/2021    Subscription Term: 12    Subscription End Date: 8/31/2022

Please email or fax the following items to 214-291-5534 or [orders@istation.com](mailto:orders@istation.com). Failure to provide the below will cause a delay in processing your order.

- Signed Purchase Order that includes the quote number
- Signature page of this Quote (choose subscription length)

IN WITNESS WHEREOF, the Parties have caused this Agreement to be executed and delivered by their respective authorized representatives whose signatures appear below.

**Istation**

Signature: \_\_\_\_\_  
 Printed Name: \_\_\_\_\_  
 Title: \_\_\_\_\_  
 Dated: \_\_\_\_\_

**Eagle Pass Independent School District**

Signature: \_\_\_\_\_  
 Printed Name: \_\_\_\_\_  
 Title: \_\_\_\_\_  
 Dated: \_\_\_\_\_  
 PO # (if available): \_\_\_\_\_

To ensure timely fulfillment, please provide the requested contact information below:

**Primary Implementation Contact**

Name: \_\_\_\_\_  
 Email: \_\_\_\_\_  
 Phone: \_\_\_\_\_

**Accounts Payable / Billing Contact**

Name: \_\_\_\_\_  
 Email: \_\_\_\_\_  
 Phone: \_\_\_\_\_

**District Technology Contact**

Name: \_\_\_\_\_  
 Email: \_\_\_\_\_  
 Phone: \_\_\_\_\_

**District Data Contact**

Name: \_\_\_\_\_  
 Email: \_\_\_\_\_  
 Phone: \_\_\_\_\_

PO Box 8036, Wisconsin Rapids, WI 54495-8036  
 Phone: (800) 338-4204 | Fax: (877) 280-7642  
 Federal I.D. 39-1559474  
[www.renaissance.com](http://www.renaissance.com)

**Eagle Pass Independent School District - 240691**

Reference ID: 499440

1420 Eidson Rd  
 Eagle Pass, TX 78852-5410  
 Contact: Patrick Salinas - (830) 773-5181  
 Email: [psalinas@eaglepassisd.net](mailto:psalinas@eaglepassisd.net)

| Quote Summary                         |                         |
|---------------------------------------|-------------------------|
| School Count: 23                      |                         |
| Renaissance Products & Services Total | \$239,259.75            |
| Applied Discounts                     | \$(50,704.85)           |
| Shipping and Processing               | \$0.00                  |
| Sales Tax                             | \$0.00                  |
| <b>Grand Total</b>                    | <b>USD \$188,554.90</b> |

**This quote includes: myON and Renaissance Accelerated Reader.**

To receive applicable discounts, all orders included on this quote must be received at the same time.

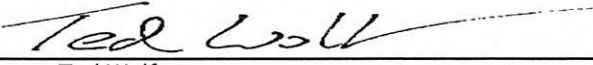
By signing below, you

- agree that this Quote, any other quotes issued to you during the Subscription Period and your use of the Applications, the Hosting Services and Services are subject to the Renaissance Terms of Service and License located at <https://doc.renlearn.com/KMNet/R003981304GH3CB5.pdf> which are incorporated herein by reference;
- consent to the Terms of Service and License; and
- consent to the collection, use, and disclosure of the personal information of children under the age of 13 as discussed in the applicable Application Privacy Policy located at <https://www.renaissance.com/privacy-policy/>.

To accept this offer and place an order, please sign and return this Quote.

Renaissance will issue an invoice pursuant to this Quote on the Invoice Date you specify below. If no Invoice Date is listed, Renaissance will issue an invoice within 30 days from the date of this Quote. If your organization requires a purchase order prior to invoicing, please check the box below and issue your purchase order to the Renaissance address below no later than 15 days prior to the Invoice Date. Payment is due net 30 days from the Invoice Date.

Please check here if your organization requires a purchase order prior to invoicing: [  ]

|                                                                                     |                                                 |
|-------------------------------------------------------------------------------------|-------------------------------------------------|
| Renaissance Learning, Inc.                                                          | Eagle Pass Independent School District - 240691 |
|  | By:                                             |
| Name: Ted Wolf                                                                      | Name:                                           |
| Title: VP - Corporate Controller                                                    | Title:                                          |
| Date: 06/28/2021                                                                    | Date:                                           |
|                                                                                     | Invoice Date:                                   |

Email: [electronicorders@renaissance.com](mailto:electronicorders@renaissance.com)

If your billing address is different from the address at the top of this Quote, please add that billing address below.

Bill To:

**If changes are necessary, or additional information is required, please contact your account executive Holly Lehman at (866)846-0757, Thank You.**

# RENAISSANCE®

PO Box 8036, Wisconsin Rapids, WI 54495-8036  
 Phone: (800) 338-4204 | Fax: (877) 280-7642  
 Federal I.D. 39-1559474  
[www.renaissance.com](http://www.renaissance.com)

Quote  
 # 2600878

| Quote Details                                                     |                         |          |            |                     |                   |
|-------------------------------------------------------------------|-------------------------|----------|------------|---------------------|-------------------|
| Armando Cerna Elementary School - 240686                          |                         |          |            |                     |                   |
| Products & Services                                               | Subscription Period     | Quantity | Unit Price | Discount            | Total             |
| <b>Applications</b>                                               |                         |          |            |                     |                   |
| Accelerated Reader Subscription Renewal                           | 10/01/2021 - 09/30/2022 | 455      | \$7.35     | \$(267.54)          | \$3,076.71        |
| myON Tier 3                                                       | 10/01/2021 - 09/30/2022 | 1        | \$7,089.00 | \$(2,481.15)        | \$4,607.85        |
| myON Classics for MS Renewal                                      | 10/01/2021 - 09/30/2022 | 1        | \$0.00     | \$0.00              | \$0.00            |
| myON Classics for HS Renewal                                      | 10/01/2021 - 09/30/2022 | 1        | \$0.00     | \$0.00              | \$0.00            |
| <b>Platform Services</b>                                          |                         |          |            |                     |                   |
| Annual All Product Renaissance Platform Renewal                   | 10/01/2021 - 09/30/2022 | 1        | \$750.00   | \$0.00              | \$750.00          |
| <b>Professional Services</b>                                      |                         |          |            |                     |                   |
| Renaissance Smart Start Product Training (included with purchase) |                         | 1        | \$0.00     | \$0.00              | \$0.00            |
| <b>Armando Cerna Elementary School Total</b>                      |                         |          |            | <b>\$(2,748.69)</b> | <b>\$8,434.56</b> |

| Benavides Elementary School - 240697                              |                         |          |            |                     |                   |
|-------------------------------------------------------------------|-------------------------|----------|------------|---------------------|-------------------|
| Products & Services                                               | Subscription Period     | Quantity | Unit Price | Discount            | Total             |
| <b>Applications</b>                                               |                         |          |            |                     |                   |
| Accelerated Reader Subscription Renewal                           | 10/01/2021 - 09/30/2022 | 333      | \$7.35     | \$(195.80)          | \$2,251.75        |
| myON Tier 2                                                       | 10/01/2021 - 09/30/2022 | 1        | \$7,089.00 | \$(3,119.16)        | \$3,969.84        |
| myON Classics for MS Renewal                                      | 10/01/2021 - 09/30/2022 | 1        | \$0.00     | \$0.00              | \$0.00            |
| myON Classics for HS Renewal                                      | 10/01/2021 - 09/30/2022 | 1        | \$0.00     | \$0.00              | \$0.00            |
| <b>Platform Services</b>                                          |                         |          |            |                     |                   |
| Annual All Product Renaissance Platform Renewal                   | 10/01/2021 - 09/30/2022 | 1        | \$750.00   | \$0.00              | \$750.00          |
| <b>Professional Services</b>                                      |                         |          |            |                     |                   |
| Renaissance Smart Start Product Training (included with purchase) |                         | 1        | \$0.00     | \$0.00              | \$0.00            |
| <b>Benavides Elementary School Total</b>                          |                         |          |            | <b>\$(3,314.96)</b> | <b>\$6,971.59</b> |

| CC Winn High School - 891714 |                         |          |            |            |            |
|------------------------------|-------------------------|----------|------------|------------|------------|
| Products & Services          | Subscription Period     | Quantity | Unit Price | Discount   | Total      |
| <b>Applications</b>          |                         |          |            |            |            |
| myON Tier 5                  | 10/01/2021 - 09/30/2022 | 1        | \$7,089.00 | \$(638.01) | \$6,450.99 |
| myON Classics for MS Renewal | 10/01/2021 - 09/30/2022 | 1        | \$0.00     | \$0.00     | \$0.00     |

# RENAISSANCE®

Quote  
# 2600878

PO Box 8036, Wisconsin Rapids, WI 54495-8036  
Phone: (800) 338-4204 | Fax: (877) 280-7642  
Federal I.D. 39-1559474  
www.renaissance.com

|                                                                   |                         |   |        |                   |                   |
|-------------------------------------------------------------------|-------------------------|---|--------|-------------------|-------------------|
| myON Classics for HS Renewal                                      | 10/01/2021 - 09/30/2022 | 1 | \$0.00 | \$0.00            | \$0.00            |
| <b>Professional Services</b>                                      |                         |   |        |                   |                   |
| Renaissance Smart Start Product Training (included with purchase) |                         | 1 | \$0.00 | \$0.00            | \$0.00            |
| <b>CC Winn High School Total</b>                                  |                         |   |        | <b>\$(638.01)</b> | <b>\$6,450.99</b> |

| Darr Elementary School - 240700                                   |                         |          |            |                     |                   |
|-------------------------------------------------------------------|-------------------------|----------|------------|---------------------|-------------------|
| Products & Services                                               | Subscription Period     | Quantity | Unit Price | Discount            | Total             |
| <b>Applications</b>                                               |                         |          |            |                     |                   |
| Accelerated Reader Subscription Renewal                           | 10/01/2021 - 09/30/2022 | 477      | \$7.35     | \$(280.48)          | \$3,225.47        |
| myON Tier 3                                                       | 10/01/2021 - 09/30/2022 | 1        | \$7,089.00 | \$(2,481.15)        | \$4,607.85        |
| myON Classics for MS Renewal                                      | 10/01/2021 - 09/30/2022 | 1        | \$0.00     | \$0.00              | \$0.00            |
| myON Classics for HS Renewal                                      | 10/01/2021 - 09/30/2022 | 1        | \$0.00     | \$0.00              | \$0.00            |
| <b>Platform Services</b>                                          |                         |          |            |                     |                   |
| Annual All Product Renaissance Platform Renewal                   | 10/01/2021 - 09/30/2022 | 1        | \$750.00   | \$0.00              | \$750.00          |
| <b>Professional Services</b>                                      |                         |          |            |                     |                   |
| Renaissance Smart Start Product Training (included with purchase) |                         | 1        | \$0.00     | \$0.00              | \$0.00            |
| <b>Darr Elementary School Total</b>                               |                         |          |            | <b>\$(2,761.63)</b> | <b>\$8,583.32</b> |

| Eagle Pass High School - 240706                                   |                         |          |            |                   |                   |
|-------------------------------------------------------------------|-------------------------|----------|------------|-------------------|-------------------|
| Products & Services                                               | Subscription Period     | Quantity | Unit Price | Discount          | Total             |
| <b>Applications</b>                                               |                         |          |            |                   |                   |
| myON Tier 5                                                       | 10/01/2021 - 09/30/2022 | 1        | \$7,089.00 | \$(638.01)        | \$6,450.99        |
| myON Classics for MS Renewal                                      | 10/01/2021 - 09/30/2022 | 1        | \$0.00     | \$0.00            | \$0.00            |
| myON Classics for HS Renewal                                      | 10/01/2021 - 09/30/2022 | 1        | \$0.00     | \$0.00            | \$0.00            |
| <b>Professional Services</b>                                      |                         |          |            |                   |                   |
| Renaissance Smart Start Product Training (included with purchase) |                         | 1        | \$0.00     | \$0.00            | \$0.00            |
| <b>Eagle Pass High School Total</b>                               |                         |          |            | <b>\$(638.01)</b> | <b>\$6,450.99</b> |

| Eagle Pass Junior High School - 240680  |                         |          |            |            |            |
|-----------------------------------------|-------------------------|----------|------------|------------|------------|
| Products & Services                     | Subscription Period     | Quantity | Unit Price | Discount   | Total      |
| <b>Applications</b>                     |                         |          |            |            |            |
| Accelerated Reader Subscription Renewal | 10/01/2021 - 09/30/2022 | 1,148    | \$7.35     | \$(675.02) | \$7,762.78 |

# RENAISSANCE®

Quote  
# 2600878

PO Box 8036, Wisconsin Rapids, WI 54495-8036  
Phone: (800) 338-4204 | Fax: (877) 280-7642  
Federal I.D. 39-1559474  
www.renaissance.com

|                                                                   |                         |   |            |                     |                    |
|-------------------------------------------------------------------|-------------------------|---|------------|---------------------|--------------------|
| myON Tier 5                                                       | 10/01/2021 - 09/30/2022 | 1 | \$7,089.00 | \$(638.01)          | \$6,450.99         |
| myON Classics for MS Renewal                                      | 10/01/2021 - 09/30/2022 | 1 | \$0.00     | \$0.00              | \$0.00             |
| myON Classics for HS Renewal                                      | 10/01/2021 - 09/30/2022 | 1 | \$0.00     | \$0.00              | \$0.00             |
| <b>Platform Services</b>                                          |                         |   |            |                     |                    |
| Annual All Product Renaissance Platform Renewal                   | 10/01/2021 - 09/30/2022 | 1 | \$750.00   | \$0.00              | \$750.00           |
| <b>Professional Services</b>                                      |                         |   |            |                     |                    |
| Renaissance Smart Start Product Training (included with purchase) |                         | 1 | \$0.00     | \$0.00              | \$0.00             |
| <b>Eagle Pass Junior High School Total</b>                        |                         |   |            | <b>\$(1,313.03)</b> | <b>\$14,963.77</b> |

| Early Childhood Center - 891718                                   |                         |          |            |                     |                   |
|-------------------------------------------------------------------|-------------------------|----------|------------|---------------------|-------------------|
| Products & Services                                               | Subscription Period     | Quantity | Unit Price | Discount            | Total             |
| <b>Applications</b>                                               |                         |          |            |                     |                   |
| myON Tier 3                                                       | 10/01/2021 - 09/30/2022 | 1        | \$7,089.00 | \$(2,481.15)        | \$4,607.85        |
| myON Classics for MS Renewal                                      | 10/01/2021 - 09/30/2022 | 1        | \$0.00     | \$0.00              | \$0.00            |
| myON Classics for HS Renewal                                      | 10/01/2021 - 09/30/2022 | 1        | \$0.00     | \$0.00              | \$0.00            |
| <b>Professional Services</b>                                      |                         |          |            |                     |                   |
| Renaissance Smart Start Product Training (included with purchase) |                         | 1        | \$0.00     | \$0.00              | \$0.00            |
| <b>Early Childhood Center Total</b>                               |                         |          |            | <b>\$(2,481.15)</b> | <b>\$4,607.85</b> |

| Graves Elementary School - 240690                                 |                         |          |            |                     |                   |
|-------------------------------------------------------------------|-------------------------|----------|------------|---------------------|-------------------|
| Products & Services                                               | Subscription Period     | Quantity | Unit Price | Discount            | Total             |
| <b>Applications</b>                                               |                         |          |            |                     |                   |
| Accelerated Reader Subscription Renewal                           | 10/01/2021 - 09/30/2022 | 541      | \$7.35     | \$(318.11)          | \$3,658.24        |
| myON Tier 3                                                       | 10/01/2021 - 09/30/2022 | 1        | \$7,089.00 | \$(2,481.15)        | \$4,607.85        |
| myON Classics for MS Renewal                                      | 10/01/2021 - 09/30/2022 | 1        | \$0.00     | \$0.00              | \$0.00            |
| myON Classics for HS Renewal                                      | 10/01/2021 - 09/30/2022 | 1        | \$0.00     | \$0.00              | \$0.00            |
| <b>Platform Services</b>                                          |                         |          |            |                     |                   |
| Annual All Product Renaissance Platform Renewal                   | 10/01/2021 - 09/30/2022 | 1        | \$750.00   | \$0.00              | \$750.00          |
| <b>Professional Services</b>                                      |                         |          |            |                     |                   |
| Renaissance Smart Start Product Training (included with purchase) |                         | 1        | \$0.00     | \$0.00              | \$0.00            |
| <b>Graves Elementary School Total</b>                             |                         |          |            | <b>\$(2,799.26)</b> | <b>\$9,016.09</b> |

**Henry B Gonzalez School - 975444**

# RENAISSANCE®

Quote  
# 2600878

PO Box 8036, Wisconsin Rapids, WI 54495-8036  
Phone: (800) 338-4204 | Fax: (877) 280-7642  
Federal I.D. 39-1559474  
www.renaissance.com

| Products & Services                                               | Subscription Period     | Quantity | Unit Price | Discount            | Total             |
|-------------------------------------------------------------------|-------------------------|----------|------------|---------------------|-------------------|
| <b>Applications</b>                                               |                         |          |            |                     |                   |
| Accelerated Reader Subscription Renewal                           | 10/01/2021 - 09/30/2022 | 469      | \$7.35     | \$(275.77)          | \$3,171.38        |
| myON Tier 3                                                       | 10/01/2021 - 09/30/2022 | 1        | \$7,089.00 | \$(2,481.15)        | \$4,607.85        |
| myON Classics for MS Renewal                                      | 10/01/2021 - 09/30/2022 | 1        | \$0.00     | \$0.00              | \$0.00            |
| myON Classics for HS Renewal                                      | 10/01/2021 - 09/30/2022 | 1        | \$0.00     | \$0.00              | \$0.00            |
| <b>Platform Services</b>                                          |                         |          |            |                     |                   |
| Annual All Product Renaissance Platform Renewal                   | 10/01/2021 - 09/30/2022 | 1        | \$750.00   | \$0.00              | \$750.00          |
| <b>Professional Services</b>                                      |                         |          |            |                     |                   |
| Renaissance Smart Start Product Training (included with purchase) |                         | 1        | \$0.00     | \$0.00              | \$0.00            |
| <b>Henry B Gonzalez School Total</b>                              |                         |          |            | <b>\$(2,756.92)</b> | <b>\$8,529.23</b> |

| Kennedy Hall - 1449012                                            |                         |          |            |                     |                   |
|-------------------------------------------------------------------|-------------------------|----------|------------|---------------------|-------------------|
| Products & Services                                               | Subscription Period     | Quantity | Unit Price | Discount            | Total             |
| <b>Applications</b>                                               |                         |          |            |                     |                   |
| myON Tier 3                                                       | 10/01/2021 - 09/30/2022 | 1        | \$7,089.00 | \$(2,481.15)        | \$4,607.85        |
| myON Classics for MS Renewal                                      | 10/01/2021 - 09/30/2022 | 1        | \$0.00     | \$0.00              | \$0.00            |
| myON Classics for HS Renewal                                      | 10/01/2021 - 09/30/2022 | 1        | \$0.00     | \$0.00              | \$0.00            |
| <b>Professional Services</b>                                      |                         |          |            |                     |                   |
| Renaissance Smart Start Product Training (included with purchase) |                         | 1        | \$0.00     | \$0.00              | \$0.00            |
| <b>Kennedy Hall Total</b>                                         |                         |          |            | <b>\$(2,481.15)</b> | <b>\$4,607.85</b> |

| Kirchner Elementary School - 240693             |                         |          |            |            |            |
|-------------------------------------------------|-------------------------|----------|------------|------------|------------|
| Products & Services                             | Subscription Period     | Quantity | Unit Price | Discount   | Total      |
| <b>Applications</b>                             |                         |          |            |            |            |
| Accelerated Reader Subscription Renewal         | 10/01/2021 - 09/30/2022 | 115      | \$7.35     | \$(67.62)  | \$777.63   |
| myON Tier 1                                     | 10/01/2021 - 09/30/2022 | 1        | \$3,468.00 | \$(312.12) | \$3,155.88 |
| myON Classics for MS Renewal                    | 10/01/2021 - 09/30/2022 | 1        | \$0.00     | \$0.00     | \$0.00     |
| myON Classics for HS Renewal                    | 10/01/2021 - 09/30/2022 | 1        | \$0.00     | \$0.00     | \$0.00     |
| <b>Platform Services</b>                        |                         |          |            |            |            |
| Annual All Product Renaissance Platform Renewal | 10/01/2021 - 09/30/2022 | 1        | \$750.00   | \$0.00     | \$750.00   |
| <b>Professional Services</b>                    |                         |          |            |            |            |

# RENAISSANCE®

PO Box 8036, Wisconsin Rapids, WI 54495-8036  
 Phone: (800) 338-4204 | Fax: (877) 280-7642  
 Federal I.D. 39-1559474  
[www.renaissance.com](http://www.renaissance.com)

Quote  
 # 2600878

|                                                                   |  |   |        |                   |                   |
|-------------------------------------------------------------------|--|---|--------|-------------------|-------------------|
| Renaissance Smart Start Product Training (included with purchase) |  | 1 | \$0.00 | \$0.00            | \$0.00            |
| <b>Kirchner Elementary School Total</b>                           |  |   |        | <b>\$(379.74)</b> | <b>\$4,683.51</b> |

| Language Development Center - 240676                              |                         |          |            |                     |                   |
|-------------------------------------------------------------------|-------------------------|----------|------------|---------------------|-------------------|
| Products & Services                                               | Subscription Period     | Quantity | Unit Price | Discount            | Total             |
| <b>Applications</b>                                               |                         |          |            |                     |                   |
| myON Tier 3                                                       | 10/01/2021 - 09/30/2022 | 1        | \$7,089.00 | \$(2,481.15)        | \$4,607.85        |
| myON Classics for MS Renewal                                      | 10/01/2021 - 09/30/2022 | 1        | \$0.00     | \$0.00              | \$0.00            |
| myON Classics for HS Renewal                                      | 10/01/2021 - 09/30/2022 | 1        | \$0.00     | \$0.00              | \$0.00            |
| <b>Professional Services</b>                                      |                         |          |            |                     |                   |
| Renaissance Smart Start Product Training (included with purchase) |                         | 1        | \$0.00     | \$0.00              | \$0.00            |
| <b>Language Development Center Total</b>                          |                         |          |            | <b>\$(2,481.15)</b> | <b>\$4,607.85</b> |

| Liberty Elementary School - 1538172                               |                         |          |            |                     |                    |
|-------------------------------------------------------------------|-------------------------|----------|------------|---------------------|--------------------|
| Products & Services                                               | Subscription Period     | Quantity | Unit Price | Discount            | Total              |
| <b>Applications</b>                                               |                         |          |            |                     |                    |
| Accelerated Reader Subscription Renewal                           | 10/01/2021 - 09/30/2022 | 626      | \$7.35     | \$(368.09)          | \$4,233.01         |
| myON Tier 4                                                       | 10/01/2021 - 09/30/2022 | 1        | \$7,089.00 | \$(1,346.91)        | \$5,742.09         |
| myON Classics for MS Renewal                                      | 10/01/2021 - 09/30/2022 | 1        | \$0.00     | \$0.00              | \$0.00             |
| myON Classics for HS Renewal                                      | 10/01/2021 - 09/30/2022 | 1        | \$0.00     | \$0.00              | \$0.00             |
| <b>Platform Services</b>                                          |                         |          |            |                     |                    |
| Annual All Product Renaissance Platform Renewal                   | 10/01/2021 - 09/30/2022 | 1        | \$750.00   | \$0.00              | \$750.00           |
| <b>Professional Services</b>                                      |                         |          |            |                     |                    |
| Renaissance Smart Start Product Training (included with purchase) |                         | 1        | \$0.00     | \$0.00              | \$0.00             |
| <b>Liberty Elementary School Total</b>                            |                         |          |            | <b>\$(1,715.00)</b> | <b>\$10,725.10</b> |

| Memorial Junior High School - 240696    |                         |          |            |            |            |
|-----------------------------------------|-------------------------|----------|------------|------------|------------|
| Products & Services                     | Subscription Period     | Quantity | Unit Price | Discount   | Total      |
| <b>Applications</b>                     |                         |          |            |            |            |
| Accelerated Reader Subscription Renewal | 10/01/2021 - 09/30/2022 | 1,080    | \$7.35     | \$(635.04) | \$7,302.96 |
| myON Tier 5                             | 10/01/2021 - 09/30/2022 | 1        | \$7,089.00 | \$(638.01) | \$6,450.99 |
| myON Classics for MS Renewal            | 10/01/2021 - 09/30/2022 | 1        | \$0.00     | \$0.00     | \$0.00     |

# RENAISSANCE®

Quote  
# 2600878

PO Box 8036, Wisconsin Rapids, WI 54495-8036  
Phone: (800) 338-4204 | Fax: (877) 280-7642  
Federal I.D. 39-1559474  
www.renaissance.com

|                                                                   |                         |   |          |                     |                    |
|-------------------------------------------------------------------|-------------------------|---|----------|---------------------|--------------------|
| myON Classics for HS Renewal                                      | 10/01/2021 - 09/30/2022 | 1 | \$0.00   | \$0.00              | \$0.00             |
| <b>Platform Services</b>                                          |                         |   |          |                     |                    |
| Annual All Product Renaissance Platform Renewal                   | 10/01/2021 - 09/30/2022 | 1 | \$750.00 | \$0.00              | \$750.00           |
| <b>Professional Services</b>                                      |                         |   |          |                     |                    |
| Renaissance Smart Start Product Training (included with purchase) |                         | 1 | \$0.00   | \$0.00              | \$0.00             |
| <b>Memorial Junior High School Total</b>                          |                         |   |          | <b>\$(1,273.05)</b> | <b>\$14,503.95</b> |

| N. M. Glass Elementary School - 240678                            |                         |          |            |                     |                    |
|-------------------------------------------------------------------|-------------------------|----------|------------|---------------------|--------------------|
| Products & Services                                               | Subscription Period     | Quantity | Unit Price | Discount            | Total              |
| <b>Applications</b>                                               |                         |          |            |                     |                    |
| Accelerated Reader Subscription Renewal                           | 10/01/2021 - 09/30/2022 | 523      | \$7.35     | \$(307.52)          | \$3,536.53         |
| myON Tier 4                                                       | 10/01/2021 - 09/30/2022 | 1        | \$7,089.00 | \$(1,346.91)        | \$5,742.09         |
| myON Classics for MS Renewal                                      | 10/01/2021 - 09/30/2022 | 1        | \$0.00     | \$0.00              | \$0.00             |
| myON Classics for HS Renewal                                      | 10/01/2021 - 09/30/2022 | 1        | \$0.00     | \$0.00              | \$0.00             |
| <b>Platform Services</b>                                          |                         |          |            |                     |                    |
| Annual All Product Renaissance Platform Renewal                   | 10/01/2021 - 09/30/2022 | 1        | \$750.00   | \$0.00              | \$750.00           |
| <b>Professional Services</b>                                      |                         |          |            |                     |                    |
| Renaissance Smart Start Product Training (included with purchase) |                         | 1        | \$0.00     | \$0.00              | \$0.00             |
| <b>N. M. Glass Elementary School Total</b>                        |                         |          |            | <b>\$(1,654.43)</b> | <b>\$10,028.62</b> |

| Perfecto Mancha Elementary School - 2836009                       |                         |          |            |                     |                   |
|-------------------------------------------------------------------|-------------------------|----------|------------|---------------------|-------------------|
| Products & Services                                               | Subscription Period     | Quantity | Unit Price | Discount            | Total             |
| <b>Applications</b>                                               |                         |          |            |                     |                   |
| Accelerated Reader Subscription Renewal                           | 10/01/2021 - 09/30/2022 | 475      | \$7.35     | \$(279.30)          | \$3,211.95        |
| myON Tier 4                                                       | 10/01/2021 - 09/30/2022 | 1        | \$7,089.00 | \$(1,346.91)        | \$5,742.09        |
| myON Classics for MS Renewal                                      | 10/01/2021 - 09/30/2022 | 1        | \$0.00     | \$0.00              | \$0.00            |
| myON Classics for HS Renewal                                      | 10/01/2021 - 09/30/2022 | 1        | \$0.00     | \$0.00              | \$0.00            |
| <b>Platform Services</b>                                          |                         |          |            |                     |                   |
| Annual All Product Renaissance Platform Renewal                   | 10/01/2021 - 09/30/2022 | 1        | \$750.00   | \$0.00              | \$750.00          |
| <b>Professional Services</b>                                      |                         |          |            |                     |                   |
| Renaissance Smart Start Product Training (included with purchase) |                         | 1        | \$0.00     | \$0.00              | \$0.00            |
| <b>Perfecto Mancha Elementary School Total</b>                    |                         |          |            | <b>\$(1,626.21)</b> | <b>\$9,704.04</b> |

# RENAISSANCE®

Quote  
# 2600878

PO Box 8036, Wisconsin Rapids, WI 54495-8036  
Phone: (800) 338-4204 | Fax: (877) 280-7642  
Federal I.D. 39-1559474  
www.renaissance.com

| Pete Gallego School - 975431                                      |                         |          |            |                     |                   |
|-------------------------------------------------------------------|-------------------------|----------|------------|---------------------|-------------------|
| Products & Services                                               | Subscription Period     | Quantity | Unit Price | Discount            | Total             |
| <b>Applications</b>                                               |                         |          |            |                     |                   |
| Accelerated Reader Subscription Renewal                           | 10/01/2021 - 09/30/2022 | 429      | \$7.35     | \$(252.25)          | \$2,900.90        |
| myON Tier 3                                                       | 10/01/2021 - 09/30/2022 | 1        | \$7,089.00 | \$(2,481.15)        | \$4,607.85        |
| myON Classics for MS Renewal                                      | 10/01/2021 - 09/30/2022 | 1        | \$0.00     | \$0.00              | \$0.00            |
| myON Classics for HS Renewal                                      | 10/01/2021 - 09/30/2022 | 1        | \$0.00     | \$0.00              | \$0.00            |
| <b>Platform Services</b>                                          |                         |          |            |                     |                   |
| Annual All Product Renaissance Platform Renewal                   | 10/01/2021 - 09/30/2022 | 1        | \$750.00   | \$0.00              | \$750.00          |
| <b>Professional Services</b>                                      |                         |          |            |                     |                   |
| Renaissance Smart Start Product Training (included with purchase) |                         | 1        | \$0.00     | \$0.00              | \$0.00            |
| <b>Pete Gallego School Total</b>                                  |                         |          |            | <b>\$(2,733.40)</b> | <b>\$8,258.75</b> |

| Robert E Lee Elementary School - 318994                           |                         |          |            |                     |                   |
|-------------------------------------------------------------------|-------------------------|----------|------------|---------------------|-------------------|
| Products & Services                                               | Subscription Period     | Quantity | Unit Price | Discount            | Total             |
| <b>Applications</b>                                               |                         |          |            |                     |                   |
| Accelerated Reader Subscription Renewal                           | 10/01/2021 - 09/30/2022 | 410      | \$7.35     | \$(241.08)          | \$2,772.42        |
| myON Tier 2                                                       | 10/01/2021 - 09/30/2022 | 1        | \$7,089.00 | \$(3,119.16)        | \$3,969.84        |
| myON Classics for MS Renewal                                      | 10/01/2021 - 09/30/2022 | 1        | \$0.00     | \$0.00              | \$0.00            |
| myON Classics for HS Renewal                                      | 10/01/2021 - 09/30/2022 | 1        | \$0.00     | \$0.00              | \$0.00            |
| <b>Platform Services</b>                                          |                         |          |            |                     |                   |
| Annual All Product Renaissance Platform Renewal                   | 10/01/2021 - 09/30/2022 | 1        | \$750.00   | \$0.00              | \$750.00          |
| <b>Professional Services</b>                                      |                         |          |            |                     |                   |
| Renaissance Smart Start Product Training (included with purchase) |                         | 1        | \$0.00     | \$0.00              | \$0.00            |
| <b>Robert E Lee Elementary School Total</b>                       |                         |          |            | <b>\$(3,360.24)</b> | <b>\$7,492.26</b> |

| Rosita Valley Elementary School - 371059 |                         |          |            |              |            |
|------------------------------------------|-------------------------|----------|------------|--------------|------------|
| Products & Services                      | Subscription Period     | Quantity | Unit Price | Discount     | Total      |
| <b>Applications</b>                      |                         |          |            |              |            |
| Accelerated Reader Subscription Renewal  | 10/01/2021 - 09/30/2022 | 451      | \$7.35     | \$(265.19)   | \$3,049.66 |
| myON Tier 3                              | 10/01/2021 - 09/30/2022 | 1        | \$7,089.00 | \$(2,481.15) | \$4,607.85 |
| myON Classics for MS Renewal             | 10/01/2021 - 09/30/2022 | 1        | \$0.00     | \$0.00       | \$0.00     |

# RENAISSANCE®

Quote  
# 2600878

PO Box 8036, Wisconsin Rapids, WI 54495-8036  
Phone: (800) 338-4204 | Fax: (877) 280-7642  
Federal I.D. 39-1559474  
[www.renaissance.com](http://www.renaissance.com)

|                                                                   |                         |   |          |                     |                   |
|-------------------------------------------------------------------|-------------------------|---|----------|---------------------|-------------------|
| myON Classics for HS Renewal                                      | 10/01/2021 - 09/30/2022 | 1 | \$0.00   | \$0.00              | \$0.00            |
| <b>Platform Services</b>                                          |                         |   |          |                     |                   |
| Annual All Product Renaissance Platform Renewal                   | 10/01/2021 - 09/30/2022 | 1 | \$750.00 | \$0.00              | \$750.00          |
| <b>Professional Services</b>                                      |                         |   |          |                     |                   |
| Renaissance Smart Start Product Training (included with purchase) |                         | 1 | \$0.00   | \$0.00              | \$0.00            |
| <b>Rosita Valley Elementary School Total</b>                      |                         |   |          | <b>\$(2,746.34)</b> | <b>\$8,407.51</b> |

| Rosita Valley Literacy Academy - 754493                           |                         |          |            |                     |                   |
|-------------------------------------------------------------------|-------------------------|----------|------------|---------------------|-------------------|
| Products & Services                                               | Subscription Period     | Quantity | Unit Price | Discount            | Total             |
| <b>Applications</b>                                               |                         |          |            |                     |                   |
| Accelerated Reader Subscription Renewal                           | 10/01/2021 - 09/30/2022 | 100      | \$7.35     | \$(58.80)           | \$676.20          |
| myON Tier 3                                                       | 10/01/2021 - 09/30/2022 | 1        | \$7,089.00 | \$(2,481.15)        | \$4,607.85        |
| myON Classics for MS Renewal                                      | 10/01/2021 - 09/30/2022 | 1        | \$0.00     | \$0.00              | \$0.00            |
| myON Classics for HS Renewal                                      | 10/01/2021 - 09/30/2022 | 1        | \$0.00     | \$0.00              | \$0.00            |
| <b>Platform Services</b>                                          |                         |          |            |                     |                   |
| Annual All Product Renaissance Platform Renewal                   | 10/01/2021 - 09/30/2022 | 1        | \$750.00   | \$0.00              | \$750.00          |
| <b>Professional Services</b>                                      |                         |          |            |                     |                   |
| Renaissance Smart Start Product Training (included with purchase) |                         | 1        | \$0.00     | \$0.00              | \$0.00            |
| <b>Rosita Valley Literacy Academy Total</b>                       |                         |          |            | <b>\$(2,539.95)</b> | <b>\$6,034.05</b> |

| Sam Houston Elementary School - 752991                            |                         |          |            |                     |                   |
|-------------------------------------------------------------------|-------------------------|----------|------------|---------------------|-------------------|
| Products & Services                                               | Subscription Period     | Quantity | Unit Price | Discount            | Total             |
| <b>Applications</b>                                               |                         |          |            |                     |                   |
| Accelerated Reader Subscription Renewal                           | 10/01/2021 - 09/30/2022 | 513      | \$7.35     | \$(301.64)          | \$3,468.91        |
| myON Tier 3                                                       | 10/01/2021 - 09/30/2022 | 1        | \$7,089.00 | \$(2,481.15)        | \$4,607.85        |
| myON Classics for MS Renewal                                      | 10/01/2021 - 09/30/2022 | 1        | \$0.00     | \$0.00              | \$0.00            |
| myON Classics for HS Renewal                                      | 10/01/2021 - 09/30/2022 | 1        | \$0.00     | \$0.00              | \$0.00            |
| <b>Platform Services</b>                                          |                         |          |            |                     |                   |
| Annual All Product Renaissance Platform Renewal                   | 10/01/2021 - 09/30/2022 | 1        | \$750.00   | \$0.00              | \$750.00          |
| <b>Professional Services</b>                                      |                         |          |            |                     |                   |
| Renaissance Smart Start Product Training (included with purchase) |                         | 1        | \$0.00     | \$0.00              | \$0.00            |
| <b>Sam Houston Elementary School Total</b>                        |                         |          |            | <b>\$(2,782.79)</b> | <b>\$8,826.76</b> |

# RENAISSANCE®

Quote  
# 2600878

PO Box 8036, Wisconsin Rapids, WI 54495-8036  
Phone: (800) 338-4204 | Fax: (877) 280-7642  
Federal I.D. 39-1559474  
www.renaissance.com

| San Luis Elementary School - 240681                               |                         |          |            |                     |                   |
|-------------------------------------------------------------------|-------------------------|----------|------------|---------------------|-------------------|
| Products & Services                                               | Subscription Period     | Quantity | Unit Price | Discount            | Total             |
| <b>Applications</b>                                               |                         |          |            |                     |                   |
| Accelerated Reader Subscription Renewal                           | 10/01/2021 - 09/30/2022 | 485      | \$7.35     | \$(285.18)          | \$3,279.57        |
| myON Tier 3                                                       | 10/01/2021 - 09/30/2022 | 1        | \$7,089.00 | \$(2,481.15)        | \$4,607.85        |
| myON Classics for MS Renewal                                      | 10/01/2021 - 09/30/2022 | 1        | \$0.00     | \$0.00              | \$0.00            |
| myON Classics for HS Renewal                                      | 10/01/2021 - 09/30/2022 | 1        | \$0.00     | \$0.00              | \$0.00            |
| <b>Platform Services</b>                                          |                         |          |            |                     |                   |
| Annual All Product Renaissance Platform Renewal                   | 10/01/2021 - 09/30/2022 | 1        | \$750.00   | \$0.00              | \$750.00          |
| <b>Professional Services</b>                                      |                         |          |            |                     |                   |
| Renaissance Smart Start Product Training (included with purchase) |                         | 1        | \$0.00     | \$0.00              | \$0.00            |
| <b>San Luis Elementary School Total</b>                           |                         |          |            | <b>\$(2,766.33)</b> | <b>\$8,637.42</b> |

| Seco Mines Elementary School - 371060                             |                         |          |            |                     |                   |
|-------------------------------------------------------------------|-------------------------|----------|------------|---------------------|-------------------|
| Products & Services                                               | Subscription Period     | Quantity | Unit Price | Discount            | Total             |
| <b>Applications</b>                                               |                         |          |            |                     |                   |
| Accelerated Reader Subscription Renewal                           | 10/01/2021 - 09/30/2022 | 395      | \$7.35     | \$(232.26)          | \$2,670.99        |
| myON Tier 3                                                       | 10/01/2021 - 09/30/2022 | 1        | \$7,089.00 | \$(2,481.15)        | \$4,607.85        |
| myON Classics for MS Renewal                                      | 10/01/2021 - 09/30/2022 | 1        | \$0.00     | \$0.00              | \$0.00            |
| myON Classics for HS Renewal                                      | 10/01/2021 - 09/30/2022 | 1        | \$0.00     | \$0.00              | \$0.00            |
| <b>Platform Services</b>                                          |                         |          |            |                     |                   |
| Annual All Product Renaissance Platform Renewal                   | 10/01/2021 - 09/30/2022 | 1        | \$750.00   | \$0.00              | \$750.00          |
| <b>Professional Services</b>                                      |                         |          |            |                     |                   |
| Renaissance Smart Start Product Training (included with purchase) |                         | 1        | \$0.00     | \$0.00              | \$0.00            |
| <b>Seco Mines Elementary School Total</b>                         |                         |          |            | <b>\$(2,713.41)</b> | <b>\$8,028.84</b> |

Lexile is a registered trademark of MetaMetrics, Inc.

©Copyright 2021 Renaissance Learning, Inc. All rights reserved.

All logos, designs, and brand names for Renaissance's products and services, including but not limited to Accelerated Reader, Freckle, myIGDs, myON, myON News, Renaissance-U, Renaissance Place, Schoolzilla, Smart Start, Star Assessments, Star Custom, Star Early Literacy, Star Math, Star Reading, Star CBM, and Renaissance, are trademarks of Renaissance Learning, Inc., and its subsidiaries, registered, common law, or pending registration in the United States. All other product and company names should be considered the property of their respective companies and organizations.

BOARD OF TRUSTEES  
AGENDA

Workshop

Regular

Special

(A)  Report Only

Recognition

Presenter(s):

Briefly describe the subject of the report or recognition presentation.

(B)  Action Item

Presenter(s): JOHN COX, DEPUTY SUPERINTENDENT FOR C&I  
TIMOTEO CHAIRES, MIGRANT DIRECTOR

Briefly describe the subject of the report or recognition presentation.

**CONSIDER AND TAKE APPROPRIATE ACTION ON THE REQUEST TO ACCEPT A DONATION OF 240 BACKPACKS FOR THE MIGRANT SUMMER PROGRAM FROM DENTA QUEST.**

(C) Funding Source: Identify the course of funds if any are required

(D) Clarification: Explain any questions or issues that might be raised regarding this item.

**DENTA QUEST IS A DENTAL HEALTH PROVIDER SERVING MIGRATORY FAMILIES.**

---

## June DentaQuest Collaboration

1 message

---

**Torres, Anel** <Anel.Torres@dentaquest.com>  
To: "tchaires@eaglepassisd.net" <tchaires@eaglepassisd.net>

Tue, Jun 29, 2021 at 11:55 AM

Good Morning Mr. Chaires,

I want to Thank you for all your continued support in helping us share the importance of oral health to all the migrant families in your school district. As per our previous conversation I want to confirm our donation of 240 backpacks for the migrant summer program. As always, in the event you meet a family in need of assistance finding a dental provider, especially a migrant family I am available to assist with that by phone or email. It is important that our kiddos and families can access their services. May you and your family continue to remain safe. I look forward to connecting with you soon.

Kindest Regards,

**Anel Torres- CHW**

Member Advocate Specialist

Region 11

M.956.236.9204

11044 Research Blvd. Suite D-400

Austin, TX 78759

Anel.torres@dentaquest.com

We Did It Again!



DentaQuest Ranks  
**HIGHEST IN**  
**CUSTOMER SATISFACTION**  
With Dental Plans

## BOARD OF TRUSTEES AGENDA

|                                   |                                             |                                  |
|-----------------------------------|---------------------------------------------|----------------------------------|
| <input type="checkbox"/> Workshop | <input checked="" type="checkbox"/> Regular | <input type="checkbox"/> Special |
|-----------------------------------|---------------------------------------------|----------------------------------|

(A)  Report Only  Recognition

**Presenter(s):**

**Briefly describe the subject of the report or recognition presentation.**

(B)  Action Item

**Presenter(s):** ISMAEL MIJARES, DEPUTY SUPERINTENDENT FOR BUSINESS & FINANCE  
LUIS VELEZ, PURCHASING DIRECTOR

**Briefly describe the action required.**

CONSIDER AND TAKE APPROPRIATE ACTION ON THE REQUEST TO AWARD SEALED PROPOSAL NO. 220106 FOR JANITORIAL SUPPLIES AND THE BOARD DELEGATES THE SUPERINTENDENT OR DESIGNEE THE AUTHORITY TO MAKE RELATED BUDGETED PURCHASES OF GOODS OR SERVICES AS PER BOARD POLICY CH.

(C) **Funding source: Identify the source of funds if any are required.**

BUDGETED FUNDS

(D) **Clarification: Explain any question or issues that might be raised regarding this item.**

SEE ATTACHED MEMORANDUM



# EAGLE PASS INDEPENDENT SCHOOL DISTRICT

---

## MEMORANDUM

**To:** Mr. Ismael Mijares, Deputy Superintendent for Business and Finance

**From:** Mr. Luis A. Vélez, Purchasing Director

Luis A. Vélez

2021.06.30

15:41:20 -05'00'

**Date:** Thursday, June 24 2021

**Subject:** **Recommendation on Sealed Proposal Number 220106 for Janitorial Supplies**

---

Based on the submitted proposals, the Department of Purchasing recommends that Sealed Proposal 220106 for Janitorial Supplies be awarded in accordance with the specifications and requirements of the proposal and as per the attached Tabulation Sheet.

If you have any questions or need more information regarding this matter, please contact me at the Purchasing Department.

**EAGLE PASS INDEPENDENT SCHOOL DISTRICT  
SEALED PROPOSAL NO. 220106 - JANITORIAL SUPPLIES  
TABULATION SHEET**

| Item No. | Description | Estimated Quantity            | Austin Lighthouse | Eagle Grocery & Market | Gulf Coast Paper | Interboro Packaging | Mayfield Paper | Pyramid School Products | Quill     | Safeway Supply | Vicco Supply |           |
|----------|-------------|-------------------------------|-------------------|------------------------|------------------|---------------------|----------------|-------------------------|-----------|----------------|--------------|-----------|
| 1        | J005        | ANT KILLER                    | 40                | NO BID                 | NO BID           | NO BID              | NO BID         | NO BID                  | NO BID    | NO BID         | \$ 24.98     |           |
| 2        | J020        | BELT, RUBBER                  | 5                 | NO BID                 | NO BID           | NO BID              | NO BID         | NO BID                  | NO BID    | NO BID         | NO BID       |           |
| 3        | J021        | BELT, SAFETY                  | 1                 | NO BID                 | NO BID           | NO BID              | NO BID         | NO BID                  | \$ 5.98   | \$ 23.79       | NO BID       | \$ 9.00   |
| 4        | J022        | BELT, SAFETY                  | 1                 | NO BID                 | NO BID           | NO BID              | NO BID         | NO BID                  | \$ 5.98   | \$ 23.79       | NO BID       | \$ 9.00   |
| 5        | J023        | BELT, SAFETY                  | 1                 | NO BID                 | NO BID           | NO BID              | NO BID         | NO BID                  | \$ 5.98   | \$ 23.79       | NO BID       | \$ 9.00   |
| 6        | J024        | BELT, SAFETY                  | 1                 | NO BID                 | NO BID           | NO BID              | NO BID         | NO BID                  | \$ 5.98   | \$ 23.79       | NO BID       | \$ 9.00   |
| 7        | J025        | BLEACH, GERMICIDAL            | 1300              | NO BID                 | \$ 2.99          | \$ 2.25             | NO BID         | NO BID                  | NO BID    | NO BID         | NO BID       | \$ 3.00   |
| 8        | J030        | CLEANER, DISINFECTANT         | 150               | \$ 0.66                | NO BID           | \$ 2.02             | NO BID         | \$ 2.68                 | NO BID    | NO BID         | NO BID       | \$ 4.99   |
| 9        | J039        | BROOM, PLASTIC (ANGLE)        | 1                 | NO BID                 | NO BID           | \$ 15.69            | NO BID         | NO BID                  | \$ 6.99   | NO BID         | \$ 4.90      | \$ 16.00  |
| 10       | J040        | BROOM, STRAW                  | 1                 | NO BID                 | NO BID           | \$ 8.93             | NO BID         | NO BID                  | \$ 6.89   | \$ 8.99        | \$ 7.95      | \$ 18.00  |
| 11       | J055        | BRUSH, COMMUNE                | 1                 | NO BID                 | NO BID           | NO BID              | NO BID         | NO BID                  | \$ 1.29   | \$ 8.36        | \$ 0.76      | \$ 2.99   |
| 12       | J068        | BRUSH, UTILITY (FOOD SERVICE) | 10                | NO BID                 | NO BID           | NO BID              | NO BID         | NO BID                  | \$ 4.99   | NO BID         | \$ 8.11      | \$ 7.00   |
| 13       | J070        | BRUSH, PAVEMENT               | 1                 | NO BID                 | NO BID           | NO BID              | NO BID         | NO BID                  | \$ 8.99   | \$ 18.89       | \$ 7.66      | \$ 30.00  |
| 14       | J075        | BRUSH, SCRUB                  | 1                 | NO BID                 | NO BID           | NO BID              | NO BID         | NO BID                  | \$ 2.99   | \$ 3.41        | \$ 5.65      | \$ 5.89   |
| 15       | J078        | BUCKET AND WRINGER            | 1                 | NO BID                 | NO BID           | \$ 70.00            | NO BID         | NO BID                  | \$ 46.99  | \$ 61.19       | \$ 52.00     | \$ 199.50 |
| 16       | J080        | CABINET, ROLL TOWEL           | 1                 | NO BID                 | NO BID           | NO BID              | NO BID         | NO BID                  | NO BID    | \$33.29 *      | NO BID       | \$ 95.00  |
| 17       | J085        | CAN, GARBAGE(STEEL)           | 1                 | NO BID                 | NO BID           | NO BID              | NO BID         | NO BID                  | NO BID    | NO BID         | NO BID       | NO BID    |
| 18       | J086        | CAN, GARBAGE (PLASTIC)        | 1                 | NO BID                 | NO BID           | NO BID              | NO BID         | NO BID                  | \$ 29.98  | \$ 52.19       | \$ 22.00     | \$ 39.15  |
| 19       | J095        | CAN, GAS SAFETY               | 1                 | NO BID                 | NO BID           | NO BID              | NO BID         | NO BID                  | NO BID    | NO BID         | NO BID       | \$ 95.00  |
| 20       | J100        | CART, JANITORIAL              | 1                 | NO BID                 | NO BID           | NO BID              | NO BID         | NO BID                  | \$ 90.95  | \$ 359.99      | \$ 94.60     | \$ 148.98 |
| 21       | J110        | CLEANER, CARPET               | 1                 | *\$47.94               | NO BID           | \$ 3.12             | NO BID         | NO BID                  | NO BID    | \$ 8.09        | \$ 3.35      | \$ 8.87   |
| 22       | J116        | CLEANER, CHALKBOARD           | 1                 | NO BID                 | NO BID           | \$ 3.44             | NO BID         | NO BID                  | \$2.25 ** | NO BID         | \$ 3.80      | \$ 5.93   |
| 23       | J120        | CLEANER, DISINFECTANT         | 25                | NO BID                 | NO BID           | \$ 9.98             | NO BID         | \$ 40.50                | NO BID    | NO BID         | \$ 47.31     | \$ 34.80  |
| 24       | J121        | CLEANER, DISINFECTANT         | 1                 | NO BID                 | NO BID           | \$ 8.08             | NO BID         | NO BID                  | NO BID    | NO BID         | \$ 47.31     | \$ 36.55  |
| 25       | J123        | CLEANER, DRAIN                | 1                 | \$ 47.94               | NO BID           | \$ 1.91             | NO BID         | NO BID                  | NO BID    | NO BID         | NO BID       | \$ 5.84   |
| 26       | J125        | CLEANER, GENERAL PURPOSE      | 1                 | \$ 18.05               | NO BID           | \$ 3.91             | NO BID         | NO BID                  | NO BID    | \$ 10.79       | NO BID       | \$ 10.52  |
| 27       | J130        | CLEANER, GLASS                | 20                | \$ 10.90               | NO BID           | \$ 4.94             | NO BID         | NO BID                  | NO BID    | \$ 12.41       | NO BID       | \$ 4.95   |
| 28       | J135        | CLEANER, HAND                 | 10                | NO BID                 | NO BID           | NO BID              | NO BID         | NO BID                  | NO BID    | NO BID         | \$ 5.15      | \$ 6.74   |
| 29       | J140        | CLEANER, BOWL                 | 150               | \$ 263.49              | NO BID           | \$ 8.63             | NO BID         | \$ 7.99                 | NO BID    | NO BID         | NO BID       | NO BID    |
| 30       | J145        | CLEANER, FLOOR                | 1                 | \$ 13.32               | NO BID           | \$ 5.35             | NO BID         | NO BID                  | NO BID    | \$ 26.09       | \$ 6.05      | \$ 9.80   |
| 31       | J150        | CLEANER, PORCELAIN AND        | 50                | *\$ 0.66               | NO BID           | \$ 1.81             | NO BID         | \$ 2.23                 | NO BID    | \$ 44.99       | \$ 8.30      | \$ 6.49   |
| 32       | J160        | CLEANER, STAINLESS STEEL      | 25                | *\$ 0.66               | NO BID           | \$ 3.40             | NO BID         | NO BID                  | \$2.09 ** | \$ 9.53        | \$ 4.92      | \$ 3.98   |
| 33       | J165        | CLEANER, OVEN & GRILL         | 1                 | NO BID                 | NO BID           | \$ 3.22             | NO BID         | NO BID                  | \$ 2.48   | \$ 8.00        | \$ 4.02      | \$ 8.12   |
| 34       | J170        | CLEANSER, POWDER              | 1                 | NO BID                 | NO BID           | NO BID              | NO BID         | NO BID                  | \$ 1.39   | \$ 2.06        | NO BID       | \$ 1.85   |
| 35       | J195        | DEODORANT, BLOCK              | 100               | NO BID                 | NO BID           | \$ 5.76             | NO BID         | \$ 22.05                | \$ 6.98   | NO BID         | \$ 6.80      | \$ 12.00  |
| 36       | J197        | DEODORANT, CARPET             | 1                 | NO BID                 | NO BID           | \$ 3.78             | NO BID         | NO BID                  | NO BID    | \$ 8.00        | NO BID       | \$ 6.00   |
| 37       | J200        | DEODORANT, GRANULES           | 1                 | NO BID                 | NO BID           | \$ 4.83             | NO BID         | NO BID                  | \$ 6.98   | NO BID         | \$ 4.60      | \$ 6.00   |
| 38       | J201        | DEODORANT, URINAL SCREEN      | 60                | NO BID                 | NO BID           | \$ 19.68            | NO BID         | \$ 12.20                | \$ 6.48   | \$ 13.49       | \$ 6.75      | \$ 14.00  |
| 39       | J204        | DEODORIZER, SPRAY             | 170               | NO BID                 | NO BID           | \$ 2.40             | NO BID         | \$ 1.05                 | \$ 2.43   | \$ 7.19        | \$ 3.91      | NO BID    |
| 40       | J210        | DETERGENT, LAUNDRY            | 1                 | NO BID                 | NO BID           | \$ 133.02           | NO BID         | NO BID                  | NO BID    | NO BID         | NO BID       | \$ 65.85  |

Please note shaded areas denote recommended product and provider.

**EAGLE PASS INDEPENDENT SCHOOL DISTRICT  
SEALED PROPOSAL NO. 220106 - JANITORIAL SUPPLIES  
TABULATION SHEET**

| Item No. | Description                      | Estimated Quantity | Austin Lighthouse | Eagle Grocery & Market | Gulf Coast Paper | Interboro Packaging | Mayfield Paper | Pyramid School Products | Quill     | Safeway Supply | Vicco Supply |
|----------|----------------------------------|--------------------|-------------------|------------------------|------------------|---------------------|----------------|-------------------------|-----------|----------------|--------------|
| 41       | J220 DISINFECTANT, SPRAY         | 2000               | NO BID            | NO BID                 | \$ 2.70          | NO BID              | \$ 4.35        | \$2.67 **               | NO BID    | \$ 5.35        | \$ 7.99      |
| 42       | J222 DISINFECTANT, FOAMY         | 1200               | NO BID            | NO BID                 | \$ 2.15          | NO BID              | \$ 3.28        | \$ 2.26                 | \$ 3.59   | \$ 4.05        | \$ 3.95      |
| 43       | J224 DISINFECTANT, TOTAL RELEASE | 370                | NO BID            | NO BID                 | \$ 5.51          | NO BID              | NO BID         | NO BID                  | NO BID    | \$ 5.59        | NO BID       |
| 44       | J255 DUSTMOP, FRAME/HANDLE       | 1                  | NO BID            | NO BID                 | \$ 2.13          | NO BID              | NO BID         | \$6.89 **               | NO BID    | \$ 8.20        | \$ 18.00     |
| 45       | J260 DUSTMOP, FRAME/HANDLE       | 1                  | NO BID            | NO BID                 | \$ 4.14          | NO BID              | NO BID         | \$7.89 **               | NO BID    | \$ 9.14        | \$ 21.00     |
| 46       | J265 DUSTMOP, FRAME/HANDLE       | 1                  | NO BID            | NO BID                 | \$ 5.20          | NO BID              | NO BID         | \$8.98 **               | NO BID    | \$ 10.38       | \$ 22.00     |
| 47       | J267 DUSTMOP, FRAME/HANDLE       | 1                  | NO BID            | NO BID                 | NO BID           | NO BID              | NO BID         | \$12.95 **              | NO BID    | \$ 14.02       | \$ 36.00     |
| 48       | J279 HEAD, DUSTMOP               | 1                  | NO BID            | NO BID                 | \$ 3.12          | NO BID              | NO BID         | \$8.99 **               | NO BID    | \$ 4.24        | NO BID       |
| 49       | J285 HEAD, DUSTMOP               | 1                  | NO BID            | NO BID                 | \$ 4.79          | NO BID              | NO BID         | \$12.99 **              | NO BID    | \$ 6.88        | NO BID       |
| 50       | J290 HEAD, DUSTMOP               | 1                  | NO BID            | NO BID                 | \$ 7.56          | NO BID              | NO BID         | \$16.79 **              | \$ 36.89  | \$ 9.34        | NO BID       |
| 51       | J295 HEAD, DUSTMOP               | 1                  | NO BID            | NO BID                 | NO BID           | NO BID              | NO BID         | \$23.99 **              | NO BID    | \$ 15.00       | NO BID       |
| 52       | J310 HOSE, RUBBER (GARDEN)       | 30                 | NO BID            | NO BID                 | NO BID           | NO BID              | NO BID         | NO BID                  | \$ 36.89  | NO BID         | NO BID       |
| 53       | J335 LAMP, FLUORESCENT           | 1                  | NO BID            | NO BID                 | NO BID           | NO BID              | NO BID         | NO BID                  | NO BID    | NO BID         | NO BID       |
| 54       | J336 LAMP, FLUORESCENT           | 1                  | NO BID            | NO BID                 | NO BID           | NO BID              | NO BID         | NO BID                  | \$ 98.99  | NO BID         | NO BID       |
| 55       | J380 LAMP, INCANDESCENT          | 1                  | NO BID            | NO BID                 | NO BID           | NO BID              | NO BID         | NO BID                  | \$ 17.99  | NO BID         | NO BID       |
| 56       | J385 LAMP, INCANDESCENT          | 1                  | NO BID            | NO BID                 | NO BID           | NO BID              | NO BID         | NO BID                  | \$ 27.89  | NO BID         | NO BID       |
| 57       | J390 LAMP, INCANDESCENT          | 1                  | NO BID            | NO BID                 | NO BID           | NO BID              | NO BID         | NO BID                  | NO BID    | NO BID         | NO BID       |
| 58       | J395 LAMP, INCANDESCENT          | 1                  | NO BID            | NO BID                 | NO BID           | NO BID              | NO BID         | NO BID                  | NO BID    | NO BID         | NO BID       |
| 59       | J415 LUBRICANT, MULTIPURPOSE     | 10                 | NO BID            | NO BID                 | NO BID           | NO BID              | NO BID         | \$ 2.98                 | \$ 8.09   | NO BID         | \$ 9.41      |
| 60       | J420 LINER, CAN                  | 1                  | NO BID            | \$ 21.00               | \$ 12.59         | \$ 11.68            | NO BID         | NO BID                  | \$ 29.69  | \$ 16.80       | \$ 26.95     |
| 61       | J421 LINER, CAN                  | 1                  | NO BID            | \$ 12.75               | \$ 22.73         | \$ 12.72            | NO BID         | NO BID                  | \$ 59.39  | \$ 28.25       | \$ 37.99     |
| 62       | J424 LINER, CAN                  | 1                  | NO BID            | \$ 37.25               | \$ 24.42         | \$ 22.72            | NO BID         | NO BID                  | \$ 51.29  | \$ 32.00       | \$ 39.60     |
| 63       | J425 MAT, FLOOR                  | 1                  | NO BID            | NO BID                 | NO BID           | NO BID              | NO BID         | \$16.98 **              | \$ 35.99  | NO BID         | \$ 22.65     |
| 64       | J430 MAT, FLOOR                  | 1                  | NO BID            | NO BID                 | NO BID           | NO BID              | NO BID         | \$26.98 **              | \$ 67.49  | NO BID         | \$ 40.00     |
| 65       | J435 MOP, BOWL                   | 1                  | NO BID            | NO BID                 | \$ 0.80          | NO BID              | NO BID         | \$0.66 **               | \$ 0.89   | \$ 0.76        | \$ 1.92      |
| 66       | J440 MOP, HANDLE (WET)           | 1                  | NO BID            | NO BID                 | \$ 6.67          | NO BID              | NO BID         | \$ 15.98                | \$ 18.89  | \$ 9.95        | \$ 26.05     |
| 67       | J441 MOP, HANDLE (WOOD)          | 1                  | NO BID            | NO BID                 | \$ 5.83          | NO BID              | NO BID         | \$ 5.89                 | \$ 6.29   | \$ 5.97        | \$ 9.90      |
| 68       | J445 MOP, HEAD (24 oz.)          | 1                  | NO BID            | NO BID                 | \$ 3.33          | NO BID              | NO BID         | \$ 3.89                 | \$ 114.29 | \$ 2.90        | NO BID       |
| 69       | J446 MOP, HEAD (16 oz.)          | 65                 | NO BID            | NO BID                 | \$ 2.78          | NO BID              | NO BID         | \$ 3.49                 | \$ 77.39  | \$ 2.60        | NO BID       |
| 70       | J460 PADS, CLEANING              | 55                 | NO BID            | NO BID                 | \$ 0.22          | NO BID              | \$ 2.94        | \$ 0.46                 | \$ 10.79  | \$ 0.38        | \$ 1.00      |
| 71       | J470 PAD, POLISHING              | 1                  | NO BID            | NO BID                 | NO BID           | NO BID              | NO BID         | \$ 2.46                 | \$ 24.29  | \$ 2.70        | \$ 4.00      |
| 72       | J472 PAD, POLISHING              | 70                 | NO BID            | NO BID                 | NO BID           | NO BID              | \$ 3.11        | \$ 2.85                 | \$ 25.19  | \$ 3.10        | \$ 4.00      |
| 73       | J480 PAD, STRIPPING              | 1                  | NO BID            | NO BID                 | \$ 2.06          | NO BID              | NO BID         | \$ 2.85                 | NO BID    | \$ 3.32        | \$ 4.00      |
| 74       | J482 PAD, STRIPPING              | 1                  | NO BID            | NO BID                 | \$ 2.39          | NO BID              | NO BID         | \$ 2.85                 | \$ 52.19  | \$ 3.60        | \$ 4.00      |
| 75       | J485 PAN, DUST                   | 80                 | NO BID            | NO BID                 | \$ 1.37          | NO BID              | \$ 5.50        | \$ 6.89                 | \$ 19.16  | \$ 7.95        | \$ 13.99     |
| 76       | J495 PLUNGER, TOILET BOWL        | 1                  | NO BID            | NO BID                 | \$ 0.13          | NO BID              | NO BID         | \$ 2.99                 | \$ 3.23   | \$ 3.39        | \$ 5.99      |
| 77       | J500 POLISH, FURNITURE           | 40                 | NO BID            | NO BID                 | NO BID           | NO BID              | \$ 63.71       | \$ 2.46                 | \$ 16.91  | \$ 4.41        | \$ 4.19      |
| 78       | J505 RAGS, CLEANING              | 1                  | NO BID            | NO BID                 | \$ 7.36          | NO BID              | NO BID         | NO BID                  | \$ 20.69  | \$ 16.12       | \$ 27.84     |
| 79       | J510 RAKE, GARDEN                | 1                  | NO BID            | NO BID                 | NO BID           | NO BID              | NO BID         | NO BID                  | \$ 16.64  | NO BID         | NO BID       |
| 80       | J515 RAKE, LAWN                  | 1                  | NO BID            | NO BID                 | NO BID           | NO BID              | NO BID         | NO BID                  | \$ 15.11  | NO BID         | NO BID       |

Please note shaded areas denote recommended product and provider.

**EAGLE PASS INDEPENDENT SCHOOL DISTRICT  
SEALED PROPOSAL NO. 220106 - JANITORIAL SUPPLIES  
TABULATION SHEET**

| Item No. | Description                     | Estimated Quantity | Austin Lighthouse | Eagle Grocery & Market | Gulf Coast Paper | Interboro Packaging | Mayfield Paper | Pyramid School Products | Quill     | Safeway Supply | Vicco Supply |
|----------|---------------------------------|--------------------|-------------------|------------------------|------------------|---------------------|----------------|-------------------------|-----------|----------------|--------------|
| 81       | J520 REMOVER, GUM               | 5                  | NO BID            | NO BID                 | \$ 2.81          | NO BID              | NO BID         | \$ 2.35**               | \$ 5.93   | \$ 5.55        | \$ 6.89      |
| 82       | J522 REMOVER, MILDEW STAIN      | 1                  | NO BID            | NO BID                 | \$ 2.08          | NO BID              | NO BID         | NO BID                  | NO BID    | NO BID         | \$ 3.39      |
| 83       | J525 REMOVER, VANDALISM MARK    | 10                 | NO BID            | NO BID                 | NO BID           | NO BID              | NO BID         | \$ 3.69**               | NO BID    | \$ 5.85        | \$ 8.00      |
| 84       | J530 SANITIZER, HAND (LIQUID)   | 350                | \$ 1.99           | NO BID                 | NO BID           | NO BID              | NO BID         | \$ 2.39                 | NO BID    | \$ 2.60        | \$ 4.99      |
| 85       | J550 SHOVEL, FLAT HEAD          | 1                  | NO BID            | NO BID                 | NO BID           | NO BID              | NO BID         | NO BID                  | NO BID    | NO BID         | NO BID       |
| 86       | J555 SHOVEL, ROUND HEAD         | 1                  | NO BID            | NO BID                 | NO BID           | NO BID              | NO BID         | NO BID                  | NO BID    | NO BID         | NO BID       |
| 87       | J557 SIGN, CAUTION (WET FLOOR)  | 1                  | NO BID            | NO BID                 | \$ 0.83          | NO BID              | NO BID         | \$ 4.98                 | \$ 19.16  | \$ 5.00        | \$ 9.49      |
| 88       | J558 SANITIZER, DISPENSER       | 1                  | \$17.66 **        | \$ 33.00               | NO BID           | NO BID              | NO BID         | NO BID                  | NO BID    | \$ 26.00       | \$ 62.00     |
| 89       | J559 SANITIZER, REFILL          | 15                 | \$ 59.70          | NO BID                 | NO BID           | NO BID              | NO BID         | NO BID                  | NO BID    | \$ 91.05       | \$ 82.85     |
| 90       | J560 SANITIZER, HAND ANTISEPTIC | 1                  | NO BID            | \$ 5.75                | NO BID           | NO BID              | NO BID         | \$ 2.39                 | NO BID    | \$ 2.60        | \$ 4.99      |
| 91       | J561 SANITIZER, HAND            | 750                | \$19.13 *         | NO BID                 | NO BID           | NO BID              | NO BID         | \$ 25.95                | NO BID    | \$ 22.90       | \$ 25.00     |
| 92       | J562 SOAP, HAND                 | 1                  | NO BID            | NO BID                 | \$ 3.11          | NO BID              | NO BID         | \$ 10.98                | \$ 60.29  | \$ 9.45        | \$ 18.00     |
| 93       | J563 SOAP, DISHWASHING          | 1                  | NO BID            | NO BID                 | \$ 39.84         | NO BID              | NO BID         | NO BID                  | \$ 62.09  | NO BID         | \$ 129.45    |
| 94       | J565 SOAP, HAND                 | 1                  | NO BID            | NO BID                 | NO BID           | NO BID              | NO BID         | NO BID                  | NO BID    | NO BID         | \$ 1.50      |
| 95       | J574 SPONGE, SCRUBBING          | 1                  | NO BID            | NO BID                 | \$ 12.60         | NO BID              | NO BID         | \$ 11.98                | \$ 34.19  | \$ 11.05       | \$ 19.00     |
| 96       | J575 SPONGES                    | 1                  | NO BID            | NO BID                 | \$ 1.03          | NO BID              | NO BID         | \$ 1.29                 | \$ 4.49   | NO BID         | \$ 1.50      |
| 97       | J580 SPRAYGUN, PLASTIC          | 550                | NO BID            | NO BID                 | NO BID           | NO BID              | \$ 1.36        | \$ 0.94 **              | \$ 1.43   | NO BID         | \$ 2.25      |
| 98       | J581 PUMP, PLASTIC              | 700                | NO BID            | NO BID                 | NO BID           | NO BID              | \$ 4.70        | \$1.89 **               | \$ 5.03   | NO BID         | \$ 2.25      |
| 99       | J615 STRIPPER, WAX              | 1                  | NO BID            | NO BID                 | \$ 52.36         | NO BID              | NO BID         | NO BID                  | NO BID    | \$ 59.00       | \$ 35.00     |
| 100      | J625-A TISSUE, TOILET-ECONOMY   | 400                | NO BID            | \$ 27.59               | \$ 27.84         | NO BID              | \$ 30.74       | NO BID                  | \$ 54.89  | NO BID         | \$ 38.25     |
| 101      | J625-B TISSUE, TOILET-STANDARD  | 400                | NO BID            | \$ 30.59               | \$ 32.64         | NO BID              | \$ 37.76       | NO BID                  | \$ 61.19  | \$ 38.25       | \$ 43.90     |
| 102      | J625-C TISSUE, TOILET-PREMIUM   | 400                | NO BID            | \$ 34.00               | \$ 53.76         | NO BID              | NO BID         | NO BID                  | \$ 66.59  | \$ 44.95       | \$ 47.22     |
| 103      | J630 TISSUE, TOILET FIXTURE     | 1                  | NO BID            | NO BID                 | NO BID           | NO BID              | NO BID         | \$ 6.24                 | NO BID    | NO BID         | \$ 6.84      |
| 104      | J633 TOWELS, PAPER (MULTI-FOLD) | 1                  | NO BID            | \$ 17.50               | \$ 14.72         | NO BID              | NO BID         | NO BID                  | \$ 27.89  | \$ 18.00       | \$ 22.00     |
| 105      | J635 TOWELS, PAPER (ROLL)       | 350                | NO BID            | \$ 15.50               | \$ 45.00         | NO BID              | \$ 17.72       | NO BID                  | \$ 35.09  | \$ 16.10       | \$ 23.00     |
| 106      | J640 TREATMENT, DUSTMOP         | 1                  | NO BID            | NO BID                 | NO BID           | \$ 7.15             | NO BID         | NO BID                  | NO BID    | NO BID         | \$ 28.00     |
| 107      | J655 WAX, FLOOR                 | 220                | NO BID            | NO BID                 | \$ 65.07         | NO BID              | \$ 52.85       | NO BID                  | \$ 79.19  | \$ 53.50       | \$ 73.15     |
| 108      | M430 GLOVES, LATEX              | 130                | NO BID            | NO BID                 | \$ 9.59          | \$ 9.75             | \$ 9.50        | \$ 12.99 **             | NO BID    | \$ 11.35       | \$ 13.99     |
| 109      | M432 GLOVES, LATEX              | 1250               | NO BID            | \$ 8.49                | \$ 9.59          | \$ 9.75             | \$ 9.10        | \$ 12.99 **             | NO BID    | \$ 11.35       | \$ 13.99     |
| 110      | M434 GLOVES, LATEX              | 1500               | NO BID            | \$ 8.49                | \$ 9.59          | \$ 9.75             | \$ 9.10        | \$ 12.99 **             | NO BID    | \$ 11.35       | \$ 13.99     |
| 111      | M436 GLOVES, VINYL              | 50                 | NO BID            | \$ 6.99                | \$ 5.29          | \$ 7.00             | \$ 5.92        | \$ 8.99 **              | NO BID    | \$ 3.75        | \$ 9.99      |
| 112      | M438 GLOVES, VINYL              | 200                | NO BID            | \$ 6.99                | \$ 5.29          | \$ 7.00             | \$ 5.92        | \$ 8.99 **              | NO BID    | \$ 3.75        | \$ 9.99      |
| 113      | M440 GLOVES, VINYL              | 10                 | NO BID            | \$ 6.99                | \$ 5.29          | \$ 7.00             | \$ 5.92        | \$ 8.99 **              | NO BID    | \$ 3.75        | \$ 9.99      |
| 114      | T995 WASTEBASKET                | 1                  | NO BID            | NO BID                 | NO BID           | NO BID              | NO BID         | \$ 3.80                 | \$ 5.39   | \$ 5.49        | \$ 6.41      |
| 115      | T996 WASTEBASKET                | 10                 | NO BID            | NO BID                 | NO BID           | NO BID              | NO BID         | \$ 4.38                 | \$ 6.65   | \$ 7.05        | \$ 7.50      |
| 116      | T997 WASTEBASKET                | 1                  | NO BID            | NO BID                 | NO BID           | NO BID              | NO BID         | \$ 7.55                 | \$ 12.14  | \$ 12.75       | \$ 9.90      |
| 117      | J180 DEGREASER, NON-BUTYL       | 1                  | NO BID            | \$ 8.75                | \$ 6.38          | NO BID              | NO BID         | NO BID                  | \$ 147.59 | \$ 23.25       | \$ 18.00     |
| 118      | J450 PAPER, NAPKINS             | 1                  | NO BID            | \$ 38.75               | \$ 31.20         | NO BID              | NO BID         | NO BID                  | \$ 73.79  | \$ 37.50       | \$ 36.00     |
| 119      | M200 APRONS, DISPOSABLE         | 1                  | NO BID            | \$ 27.00               | \$ 3.78          | \$ 3.50             | NO BID         | NO BID                  | \$ 57.79  | \$ 6.15        | \$ 11.10     |
| 120      | M201 FORKS, PLASTIC             | 1                  | NO BID            | NO BID                 | \$ 7.50          | NO BID              | NO BID         | NO BID                  | \$ 25.19  | \$ 6.00        | \$ 13.00     |

Please note shaded areas denote recommended product and provider.

**EAGLE PASS INDEPENDENT SCHOOL DISTRICT  
SEALED PROPOSAL NO. 220106 - JANITORIAL SUPPLIES  
TABULATION SHEET**

| Item No. | Description                     | Estimated Quantity | Austin Lighthouse | Eagle Grocery & Market | Gulf Coast Paper | Interboro Packaging | Mayfield Paper | Pyramid School Products | Quill     | Safeway Supply | Vicco Supply |
|----------|---------------------------------|--------------------|-------------------|------------------------|------------------|---------------------|----------------|-------------------------|-----------|----------------|--------------|
| 21       | M202 SPOONS, PLASTIC            | 1                  | NO BID            | NO BID                 | \$ 7.50          | NO BID              | NO BID         | NO BID                  | \$ 21.59  | \$ 6.00        | \$ 13.00     |
| 22       | M203 STRAWS, INDIVIDUAL         | 1                  | NO BID            | \$ 14.00               | NO BID           | NO BID              | NO BID         | NO BID                  | \$ 39.59  | \$ 39.90       | \$ 75.95     |
| 23       | M204 FORKS, STAINLESS STEEL     | 1                  | NO BID            | NO BID                 | NO BID           | NO BID              | NO BID         | NO BID                  | \$ 32.39  | NO BID         | \$ 6.50      |
| 24       | M205 SPOONS, STAINLESS STEEL    | 1                  | NO BID            | NO BID                 | NO BID           | NO BID              | NO BID         | NO BID                  | \$ 10.43  | NO BID         | \$ 5.50      |
| 25       | M206 BAGS, BUN PAN              | 560                | NO BID            | NO BID                 | \$ 14.72         | \$ 10.34            | \$ 15.00       | NO BID                  | NO BID    | \$ 25.28       | \$ 65.28     |
| 26       | M207 BAGS, FREEZER              | 480                | NO BID            | NO BID                 | \$ 11.13         | \$ 7.48             | NO BID         | NO BID                  | NO BID    | NO BID         | \$ 61.63     |
| 27       | M208 BAGS, FREEZER              | 860                | NO BID            | NO BID                 | \$13.38 *        | \$ 26.48            | \$ 14.08       | \$ 19.99                | \$ 37.79  | NO BID         | \$ 38.49     |
| 28       | M209 BAGS, SANDWICH             | 260                | NO BID            | \$ 20.00               | \$ 9.00          | \$ 8.34             | \$ 11.70       | NO BID                  | NO BID    | \$ 11.89       | \$ 42.79     |
| 29       | M220 FILM, PLASTIC (12")        | 1                  | NO BID            | \$ 20.99               | NO BID           | NO BID              | NO BID         | NO BID                  | NO BID    | \$ 10.25       | \$ 26.64     |
| 30       | M221 FILM, PLASTIC              | 1                  | NO BID            | NO BID                 | NO BID           | NO BID              | NO BID         | NO BID                  | \$ 44.99  | \$ 15.20       | \$ 36.65     |
| 31       | M223 FOIL, ALUMINUM             | 1                  | NO BID            | \$ 19.75               | \$ 32.98         | NO BID              | NO BID         | NO BID                  | \$ 91.79  | NO BID         | \$ 70.66     |
| 32       | M225 FOIL, SHEET                | 1,200              | NO BID            | \$ 8.35                | \$ 67.66         | NO BID              | NO BID         | NO BID                  | NO BID    | NO BID         | \$ 10.00     |
| 33       | M226 FOIL, SHEET                | 320                | NO BID            | \$ 10.75               | NO BID           | NO BID              | NO BID         | NO BID                  | \$ 132.29 | NO BID         | \$ 15.28     |
| 34       | M240 LINERS, PAN                | 1                  | NO BID            | \$ 36.50               | NO BID           | NO BID              | NO BID         | NO BID                  | NO BID    | NO BID         | \$ 42.12     |
| 35       | M245 NETS, HAIR                 | 1                  | NO BID            | NO BID                 | \$0.06 *         | \$ 9.85             | NO BID         | NO BID                  | \$ 54.89  | \$ 33.75       | \$ 7.77      |
| 36       | M250 SACK, LUNCH                | 1                  | NO BID            | \$ 12.75               | \$ 13.50         | NO BID              | NO BID         | NO BID                  | \$ 99.44  | NO BID         | \$ 18.66     |
| 37       | M255 SPONGE, HEAVY-DUTY         | 1                  | NO BID            | NO BID                 | NO BID           | NO BID              | NO BID         | \$ 5.99                 | \$ 4.13 * | \$ 5.20        | \$ 6.61      |
| 38       | M259 TOWEL, FOOD SERVICE        | 1                  | NO BID            | NO BID                 | \$ 25.92         | NO BID              | NO BID         | \$ 20.99                | \$ 159.20 | \$ 36.20       | \$ 31.42     |
| 39       | M260 TRAY, BREAKFAST            | 540                | NO BID            | NO BID                 | \$ 20.94         | NO BID              | \$ 28.27       | NO BID                  | NO BID    | NO BID         | \$ 180.00    |
| 40       | M261 TRAY, OFFER/SERVE          | 1                  | NO BID            | NO BID                 | NO BID           | NO BID              | NO BID         | NO BID                  | NO BID    | NO BID         | \$ 85.70     |
| 41       | M262 TRAY, SCHOOL LUNCH         | 1                  | NO BID            | NO BID                 | NO BID           | NO BID              | NO BID         | NO BID                  | \$ 130.49 | NO BID         | \$ 48.10     |
| 42       | M426 GLOVES, RUBBER             | 1                  | NO BID            | NO BID                 | NO BID           | NO BID              | NO BID         | \$ 4.99 **              | NO BID    | NO BID         | \$ 16.00     |
| 43       | M427 GLOVES, RUBBER             | 1                  | NO BID            | NO BID                 | NO BID           | NO BID              | NO BID         | \$ 4.99 **              | NO BID    | NO BID         | \$ 16.00     |
| 44       | M428 GLOVES, RUBBER             | 1                  | NO BID            | NO BID                 | NO BID           | NO BID              | NO BID         | \$ 4.99 **              | NO BID    | NO BID         | \$ 16.00     |
| 45       | M429 GLOVES, DISPOSABLE         | 1                  | NO BID            | NO BID                 | \$1.34 *         | \$ 6.75             | NO BID         | \$ 2.39                 | NO BID    | \$ 3.75        | \$ 1.60      |
| 46       | M442 SANITARY NAPKINS           | 1                  | NO BID            | NO BID                 | NO BID           | NO BID              | NO BID         | \$ 32.99                | \$ 64.79  | \$ 32.34       | \$ 43.46     |
| 47       | PPE01 MASK, DISPOSABLE, STUDENT | 100                | NO BID            | \$ 5.25                | NO BID           | NO BID              | \$ 5.20        | \$ 6.99                 | NO BID    | NO BID         | NO BID       |
| 48       | PPE02 MASK, DISPOSABLE, ADULT   | 100                | NO BID            | \$ 5.25                | \$0.42 *         | NO BID              | \$ 6.50        | \$ 6.99                 | NO BID    | \$ 24.30       | NO BID       |
| 49       | PPE03 MASK, REUSABLE, STUDENT   | 100                | NO BID            | \$ 6.75                | NO BID           | NO BID              | NO BID         | NO BID                  | NO BID    | NO BID         | NO BID       |
| 50       | PPE04 MASK, REUSABLE, ADULT     | 100                | NO BID            | \$ 6.75                | NO BID           | NO BID              | NO BID         | NO BID                  | NO BID    | NO BID         | NO BID       |
| 51       | PPE05 SHIELD FACE(REUSABLE)     | 100                | NO BID            | NO BID                 | \$ 1.29          | NO BID              | NO BID         | \$ 2.25                 | NO BID    | NO BID         | NO BID       |
| 52       | PPE06 THERMOMETER               | 100                | NO BID            | NO BID                 | \$ 4.87 *        | NO BID              | \$ 92.84       | \$ 19.98                | NO BID    | NO BID         | NO BID       |

Proposal Notes:  
 Prices are per unit cost  
 Lot bid as specified  
 minimum order quantity/weight requirement on orders

  
 Approval: Mr. Samuel Mijares, Superintendent of Schools