

## **Work Session/Special Meeting/Executive Session**

Tuesday, January 27, 2026 5:30 PM

NES Library, 1057 E 5th Ave, Nome, Alaska 99762

- A. **Call to Order: Work Session**
- B. **Items for Discussion**
  1. FY27 Budget
- C. **Adjournment**
- D. **Call to Order: Special Meeting**
  1. Pledge of Allegiance
  2. Nome Public Schools Mission Statement
  3. Roll Call
  4. Approval of Agenda
- E. **Opportunity for Public Comments on Agenda/Non-agenda Items**  
**(3 minutes per speaker, 30 minutes aggregate)**
- F. **Executive Session of the Board**
  1. Student Discipline
- G. **Action Item**
  1. Approval of Expulsion Recommendation
- H. **Board and Superintendent's Comments**
- I. **Upcoming Events:**
  - **Tuesday, February 10, Regular Meeting, 5:30 pm, NES Library/Zoom**
  - **Tuesday, February 24, Work Session, 5:30 pm, NES Library**
  - **Tuesday, March 10, Regular Meeting, 5:30 pm, NES Library/Zoom**
  - **Tuesday, March 24, Work Session, 5:30 pm, NES Library**
- J. **Adjournment**

*Together, strong in identity, potential, purpose*



# NOME PUBLIC SCHOOLS FY2027 DRAFT BUDGET

For Presentation to the Board January 13, 2026

Ms. Marjorie Tahbone, President

Mrs. Jamie Burgess, Superintendent

Mrs. Darlene Trigg, Vice-President/Clerk

Mr. Jon Gregg, Treasurer

Mrs. Nancy Mendenhall, Board Member

Ms. Sigvanna Tapqaq, Board Member

## MISSION

We inspire and empower students to be culturally grounded responsible citizens who are deeply connected to our community and world.



*Nome Public Schools*

January 7, 2026

Members of the Board of Education  
Nome Public Schools  
Nome, Alaska 99762

The Nome Public Schools (District) is pleased to present you with the budget for the fiscal year 2027. The budget document is the primary document that communicates the District's plans for spending in the ensuing fiscal year, and it also details its organizational goals and objectives in monetary terms. The District is required to prepare and approve a balanced budget and submit it to the City of Nome by May 1<sup>st</sup> and to the Department of Education & Early Development by July 15<sup>th</sup> each year. A balanced budget is defined as revenue budgeted at least the same as, or more than, the budgeted expenditures or use of fund balance.

In presenting the FY2027 Budget document, we may discuss the instructional, operational, and financial plans in an open forum. We believe community interaction and input between stakeholders leads to improvements benefiting the education of children at Nome Public Schools. The administration of Nome Public Schools has reviewed and discussed its plan for the FY2027 school year in terms of what can be accomplished within the bounds of a balanced budget.

Budget development and analysis are always a work in progress. Changes will occur in FY2027 when salaries, benefits, and foundation funding are finalized.

## Organizational Component

The City of Nome was incorporated in 1901 as a first-class city under the laws of the Territory of Alaska. The City operates under council-manager form of government and performs municipal duties allowed by Alaska Statutes and as directed by its residents.

The Nome Public Schools is a component unit of the City of Nome and is organized under Title 29.42.030 of Alaska Statutes as amended. The City has delegated the administrative responsibility for these functions to the Nome Public Schools Board of Education. The School Board is governed by a five-member school board with members elected by district and complemented by a non-voting student representative.

## Budget Process

**Alaska Statute 14.14.065. Relationship between city school district and city.** The relationships between the school board of a city school district and the city council and

executive or administrator are governed in the same manner as provided in AS 14.14.060. AS 14.14.060 (c) states “except as otherwise provided by municipal ordinance, the borough school board shall submit the school budget for the following year to the borough assembly by May 1 for approval of the total amount. Within 30 days after receipt of the budget the assembly shall determine the total amount of money to be made available from local sources for school purposes and shall furnish the school board with a statement of the sum to be made available. If the assembly does not, within 30 days, furnish the school board with a statement of the sum to be made available, the amount requested in the budget is automatically approved. Except as otherwise provided by municipal ordinance, by June 30, the assembly shall appropriate the amount to be made available from local sources from money available for the purpose.

The District’s School Board approves a budget timeline which includes opportunities for presentation to the public. Below is the FY2027 budget timeline.

**FY 2027 BUDGET PROCESS AND TIMELINE**

**Budget Process, Timeline, Revenue Presentation, Board Sets Education & Fiscal Priorities For the District in Accordance with their Strategic Plan**

*BP 3100 - BUDGET – The district budget shall be prepared annually from the best possible estimates of revenues and expenditures. The Superintendent or designee shall determine the manner in which the budget shall be prepared and shall schedule the budget adoption process in accordance with legal time requirements. A public hearing shall be held prior to the adoption of the budget or a revised budget.*

**FY 2027 1st Draft Budget presented to the Board at regular meeting**  
January 13, 2026

**Work Session: “Budget Deep Dive”**  
January 27, 2026

**Tribal Consultations**  
February 2026

**FY 2027 2nd Draft presented to the Board at regular meeting**  
March 10, 2026

**FY 2027 3rd Draft/Final Budget presented to the Board at regular meeting**  
April 14, 2026

**FY 2027 Budget Adoption at special session**  
April 28, 2026

# General Fund Revenues and Expenditures

Below are the assumptions used to develop the FY2027 budget.

## *Revenue Budget*

We have developed this budget based on assumptions about legislative funding for FY2027. This budget assumes that we will be funded at \$6,660 per base student allocation (BSA) with no cuts to Basic Need or any part of the foundation formula itself. We are budgeting for a \$3.5M City of Nome appropriation, which is an \$800,00 increase from FY2026, and \$70,000 increase from what was appropriated in FY2025. The FY2027 appropriation is 80% of the maximum allowable appropriation of \$4.37M.

In the State of Alaska, the number of students enrolled in a district during the 20-day count period is the basis for computing the Average Daily Membership (ADM) that is used to calculate the amount of state funding provided to each district.

Revenue, Transfers In, and Use of Fund Balance projection of \$18,968,239, a \$864,354 increase from FY2026, and a \$1.59M increase from FY2025 actual:

- ❖ Brick-and-mortar enrollment projected at 640 students
- ❖ 90% of the BSA for Correspondence students – 30 projected
- ❖ Intensive students (13 x's the BSA) – 31 projected
- ❖ ISER Area Cost Differential of 1.45
- ❖ Career & Technical Education (CTE) Factor – 1.015
- ❖ Special Needs Factor – 1.20
- ❖ Base Student Allocation (BSA) - \$6,660 (same as FY2026)
- ❖ One-Time State of Alaska funding - \$0
- ❖ TRS On-Behalf and PERS On-Behalf – zero net effect against on-behalf expenditures
- ❖ City appropriation is budgeted at \$3,500,000
- ❖ Impact Aid estimated at \$1,500
- ❖ E-rate estimated with 90% discount rate on internet bills - \$2,511,465
- ❖ Other Revenues projected at \$295,000 (includes dorm and DOT rent, local contributions, gate fees, and student activities fees)
- ❖ Earning on Investments (interest) of \$120,000
- ❖ Transfer in from Apartment Fund of \$225,000
- ❖ Utilize unreserved fund balance - \$485,859

## *Expenditure Budget*

Below are the expenditure highlights and other considerations for FY2027. This budget includes:

- ❖ Annual step increases/salaries updated
- ❖ A 2.5% increase to health insurance premium rates
- ❖ Other employer-paid benefits remain status quo – 22% for PERS & 12.56% for TRS

- ❖ Staffing based on overall monetary availability per revenue and expenditure assumptions
- ❖ A 10% increase to liability and property insurance
- ❖ Utilities budgeted based on estimated need/cost

### Nome Elementary School

- ❖ No major changes from FY2026
- ❖ Supply budgets slightly increased from FY2026

### Anvil City Science Academy

- ❖ Sped staffing: Increased paraprofessionals from 0.5 to 2.0 FTEs
- ❖ Supply budget slightly increased from FY2026

### Nome-Beltz Middle High School


- ❖ Staffing same as FY2026
- ❖ Supply budgets slightly increased from FY2026
- ❖ Student activities – Increased budget for coaches/advisors due to increased cost & increased student travel budget by \$15,000


### Districtwide

- ❖ BAG grant to offset internet costs by \$144k (Tech budget still short for staff devices and increases to various software costs)
- ❖ Reduced Districtwide Sped Budget by eliminating extra duty budget for training stipends
- ❖ Increased Property and Liability Insurance by 10%
- ❖ Transfer to Food Service status quo at \$215,000
- ❖ Transfer to Pupil Transportation status quo at \$50,000
- ❖ No Transfer to Capital Improvement Project fund

We thank you for your consideration of the FY2027 budget.

Sincerely,

  
 \_\_\_\_\_  
 Jamie Burgess  
 Superintendent

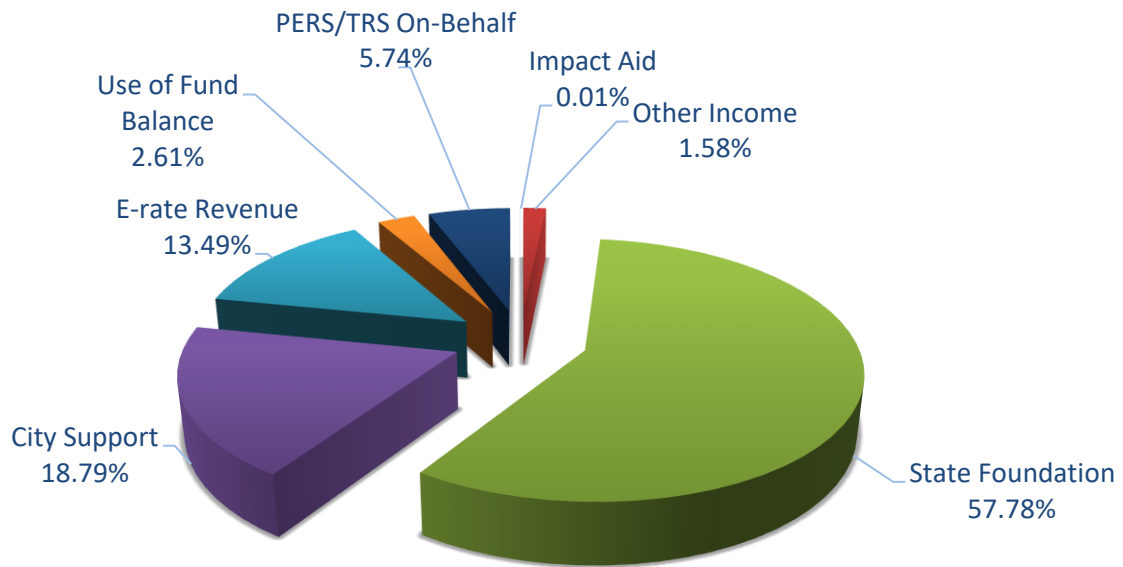
  
 \_\_\_\_\_  
 Genevieve Hollins  
 Contracted CFO

# NOME PUBLIC SCHOOLS

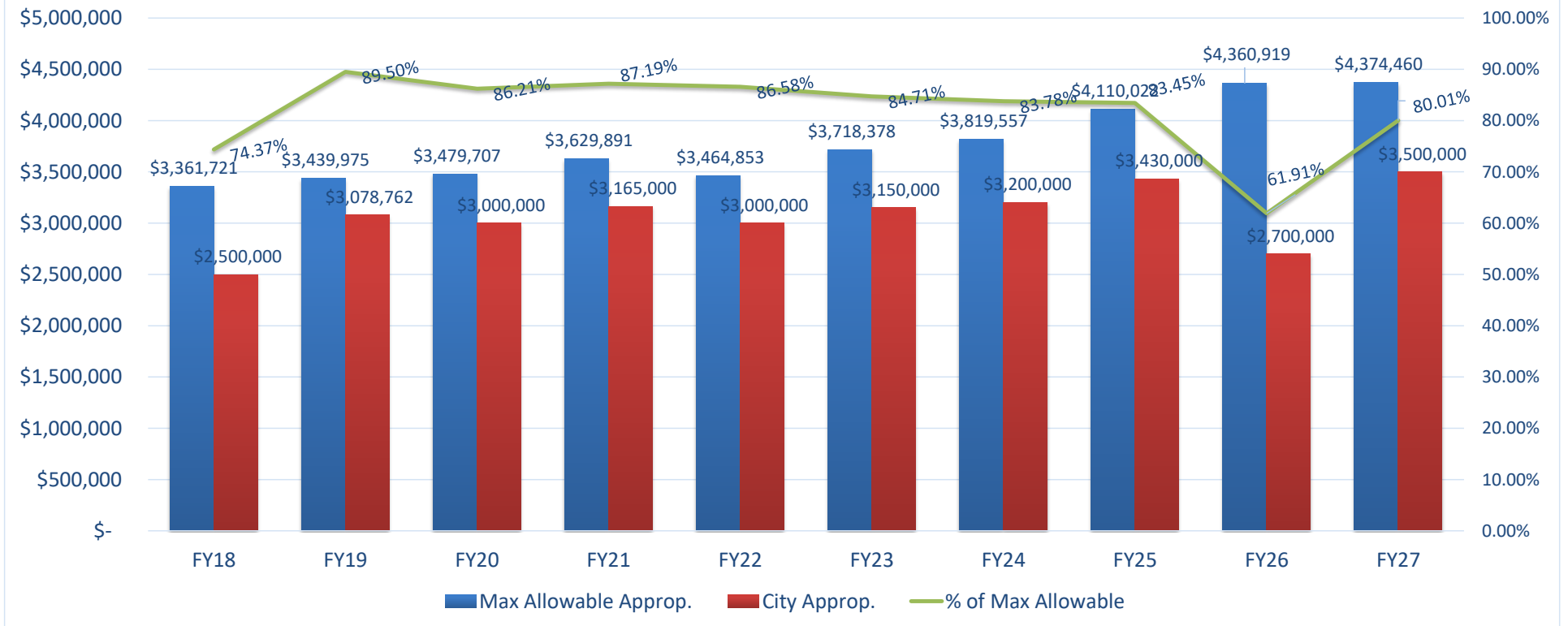
## Revenue Budget

	FY2025 Final Budget	FY2026 Budget Revision #1	FY2027 Budget	Change
<i>Enrollment Projection</i>	<i>626.48+21IN 33.25 corresp</i>	<i>639.75+30IN 35.1 corresp</i>	<i>640+31IN 30 corresp</i>	<i>+0.25+1IN -5.1 corresp</i>
<b>FUND 100: General Operating Fund</b>				
City Appropriation	\$ 3,430,000	\$ 2,700,000	\$ 3,500,000	\$ 800,000
State of Alaska Foundation	9,005,834	10,700,592	10,759,864	59,272
Other State Revenue	1,193,047	-	-	-
Other State Revenue (TRS)	798,998	924,169	999,025	74,856
Other State Revenue (PERS)	40,770	69,541	70,526	985
Impact Aid (Federal)	49,242	1,500	1,500	-
E-rate Revenue (Federal)	2,488,372	2,514,158	2,511,465	(2,693)
Other Revenue (Fees/Gate/Rental)	281,300	295,000	295,000	-
Earnings on Investments	305,739	175,000	120,000	(55,000)
Transfer from Apartment Fund	-	300,000	225,000	(75,000)
Transfer from CIP	-	-	-	-
Use of (Addition to) Fund Balance	(222,471)	423,925	485,859	61,934
<b>FUND TOTAL</b>	<b>\$ 17,370,833</b>	<b>\$ 18,103,885</b>	<b>\$ 18,968,239</b>	<b>\$ 864,354</b>
<b>TOTAL GENERAL FUND REVENUE</b>	<b>\$ 17,370,833</b>	<b>\$ 18,103,885</b>	<b>\$ 18,968,239</b>	<b>\$ 864,354</b>

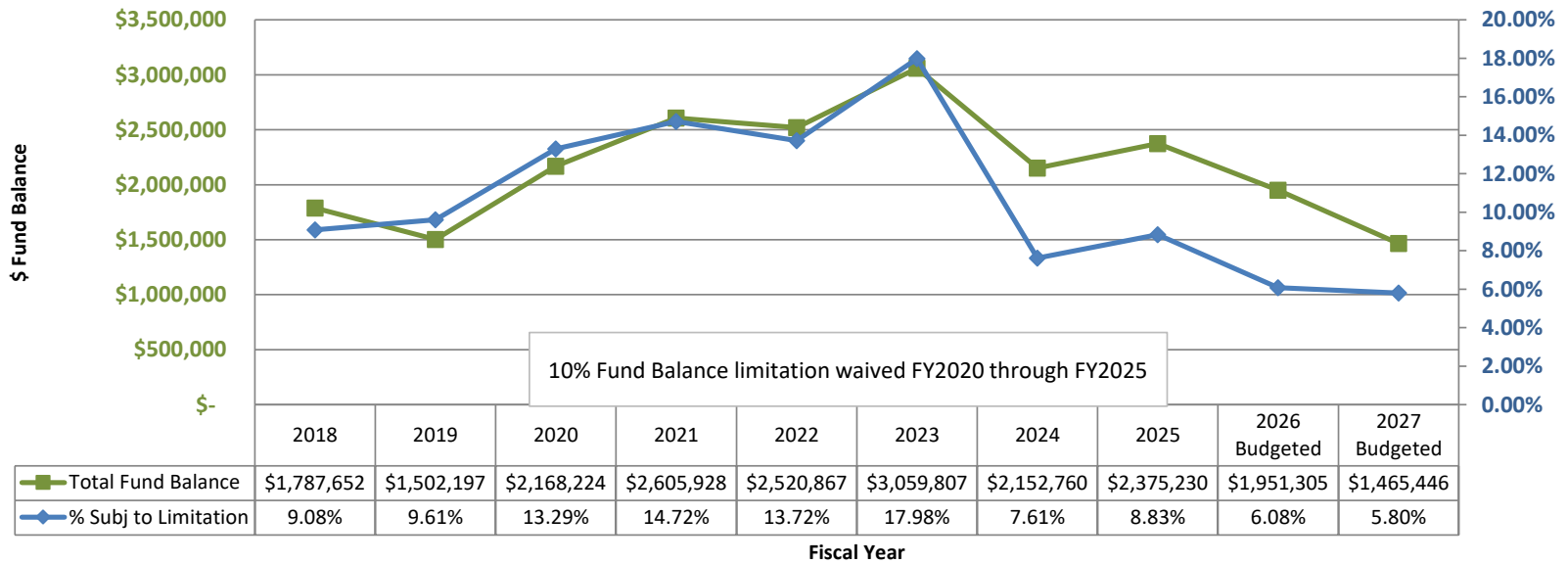
# NOME PUBLIC SCHOOLS Revenues by Source FY 2027



**City Appropriation vs. Maximum Allowable  
FY 2018 - FY 2027  
10 Year**



## Fund Balance - School Operating Fund 10 Year History FY2018 - FY2027 Budgeted



Projected Total Fund Balance - School Operating Fund (General Fund 100) at June 30, 2027:	\$ 1,951,305	
Less Exemptions per 4 AAC 09.160(a)		
Inventory (Fuel)	\$ 65,000	
Prepaid Items (Liab Insurance, other)	\$ 800,000	
Federal Impact Aid Received	\$ 1,500	
<b>Fund Balance Subject to 10% Limitation</b>	<b>\$ 1,084,805</b>	
Nonexempt fund balance as a percentage of current year expenditures:		
Fund Balance Subject to Limitation	\$ 1,084,805	
Current Year Expenditures (Fxs 100-700)	\$ 18,703,239	=
		5.80%
Board Policy 3470 allows calculation of fund balance percentage based on Grand Total Fund Balance / Grand Total Expenses (including transfers). Board approval is required to go below 5 percent.		
Grand Total Fund Balance	\$ 1,951,305	
Grand Total Current Year Expenditures	\$ 18,968,239	=
		10.29%

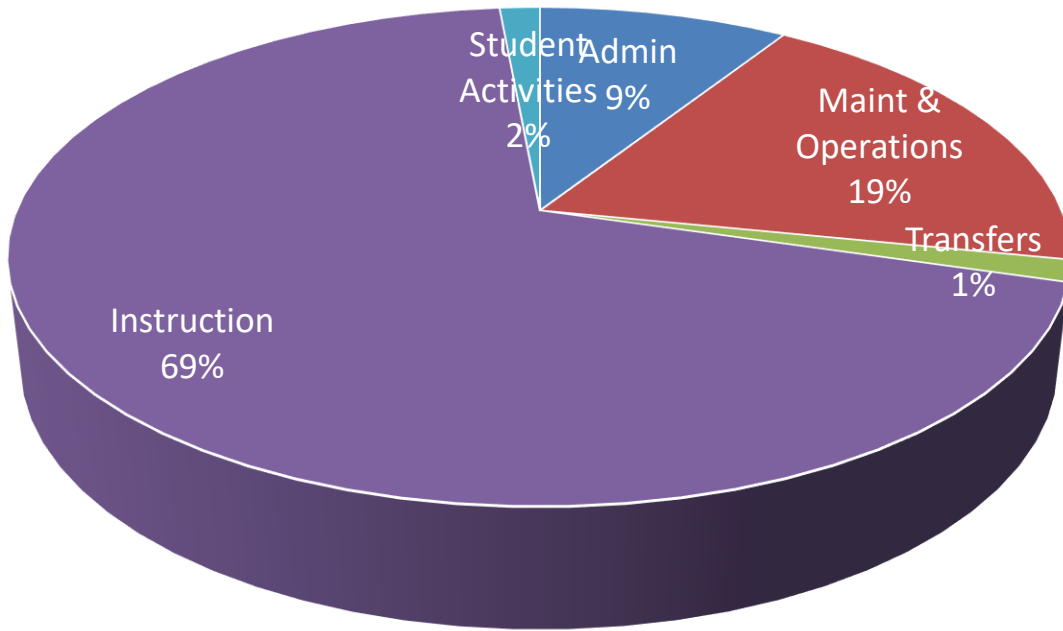
**NOME PUBLIC SCHOOLS**  
**Expenditure Summary by Function**

**FY 2027 Budget**

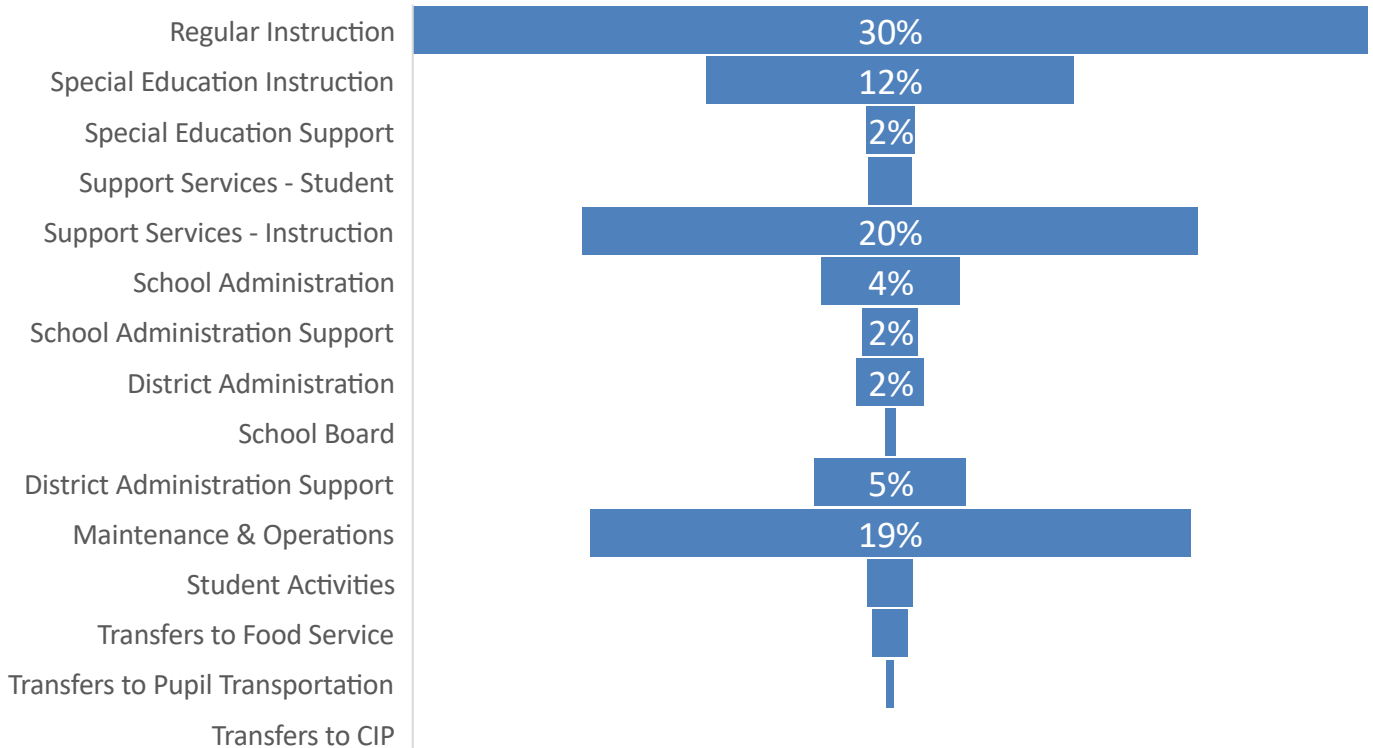
Function	FY2025 Final Budget	FY2026 Budget Revision #1	FY2027 Budget	Increase (Decrease)	Percent Change	Percent of FY2027 Total
100 Instruction	\$ 5,417,450	\$ 5,296,308	\$ 5,756,639	\$ 460,331	8.00%	30.35%
200 Special Education Instruction	1,505,889	2,127,380	2,222,547	95,167	4.28%	11.72%
220 Special Education Support	313,951	300,663	293,842	(6,821)	-2.32%	1.55%
300 Support Services - Student	209,340	251,666	262,138	10,472	3.99%	1.38%
35X Support Services - Instruction	3,432,024	3,573,783	3,713,583	139,800	3.76%	19.58%
400 School Administration	816,614	776,578	835,438	58,861	7.05%	4.40%
Sub Total Instruction	\$ 11,695,268	\$ 12,326,378	\$ 13,084,189	\$ 757,810	5.79%	68.98%
450 School Administration Support	\$ 280,697	\$ 325,634	\$ 333,265	\$ 7,631	2.29%	1.76%
510 District Administration	354,375	400,180	409,447	9,266	2.26%	2.16%
511 School Board	66,964	63,039	63,345	306	0.48%	0.33%
55X District Administration Support	902,294	897,019	911,903	14,884	1.63%	4.81%
600 Maintenance & Operations	3,191,633	3,586,630	3,623,713	37,083	1.02%	19.10%
700 Student Activities	314,602	240,004	277,378	37,374	13.47%	1.46%
Sub Total Admin/O&M	\$ 5,110,566	\$ 5,512,507	\$ 5,619,051	\$ 106,544	1.90%	29.62%
Sub Total Inst/Admin/O&M	\$ 16,805,833	\$ 17,838,885	\$ 18,703,239	\$ 864,354	4.62%	98.60%
900 Transfers						
900..552 Transfers to Food Service	\$ 215,000	\$ 215,000	\$ 215,000	\$ -	0.00%	1.13%
900..553 Transfers to Pupil Transportation	50,000	50,000	50,000	-	0.00%	0.26%
900..554 Transfers to CIP	300,000	-	-	-	0.00%	0.00%
900...555 Transfers to Apartment Fund	-	-	-	-	0.00%	0.00%
Sub Total Transfers	\$ 565,000	\$ 265,000	\$ 265,000	\$ -	0.00%	1.40%
<b>Total General Fund</b>	<b>\$ 17,370,833</b>	<b>\$ 18,103,885</b>	<b>\$ 18,968,239</b>	<b>\$ 864,354</b>	<b>4.56%</b>	<b>100.00%</b>

## NOME PUBLIC SCHOOLS

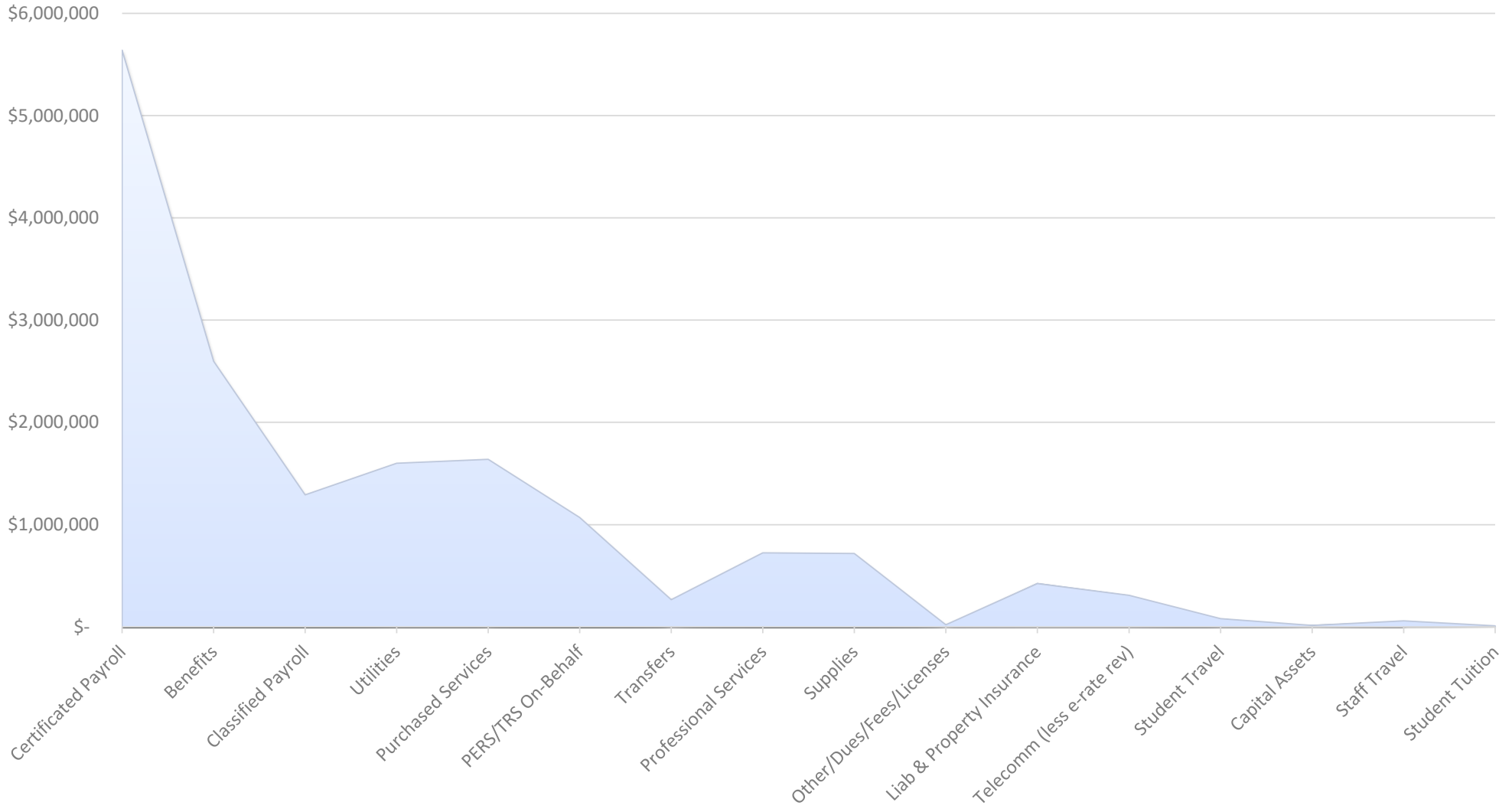
### Expenditures by Function Groupings



### Expenditures by Function

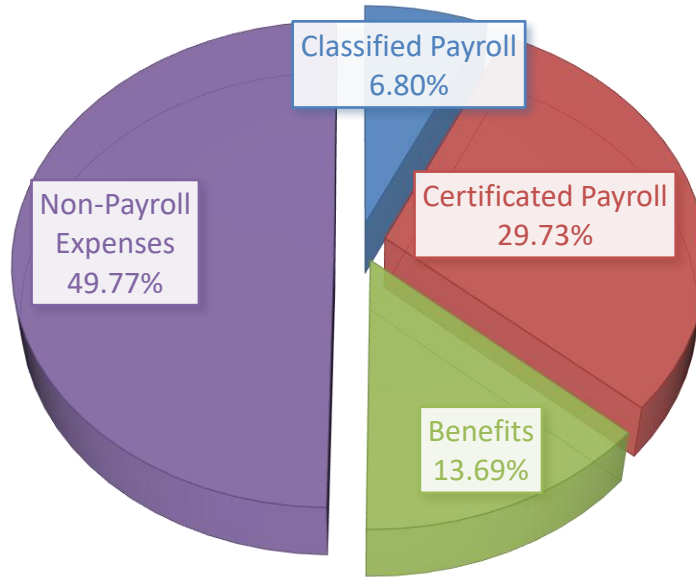


## NOME PUBLIC SCHOOLS Expenses by Type

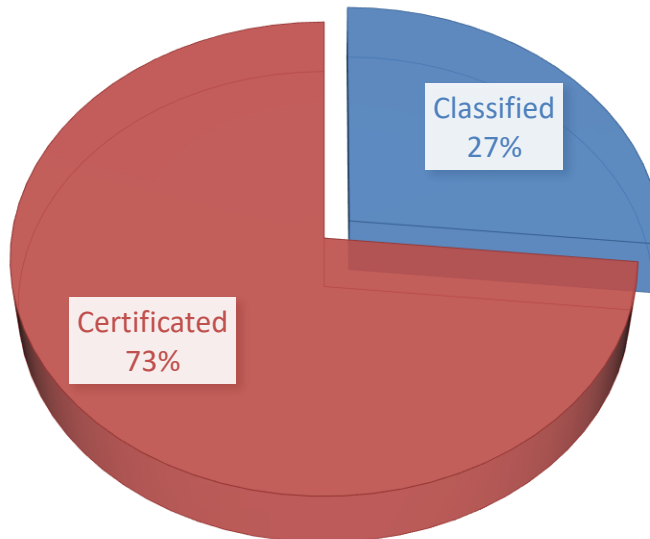


# NOME PUBLIC SCHOOLS

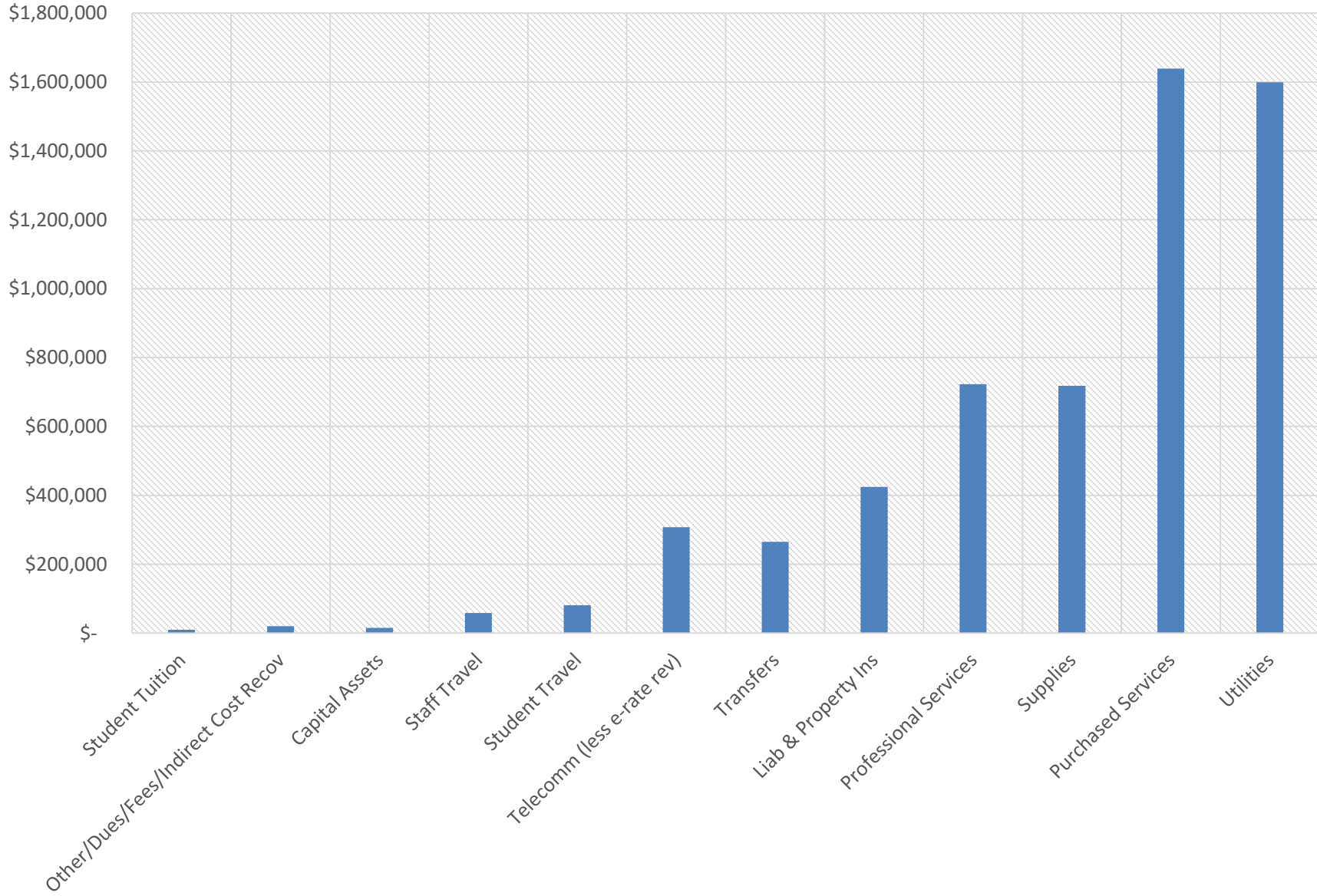
## PAYROLL & NON-PAYROLL COSTS

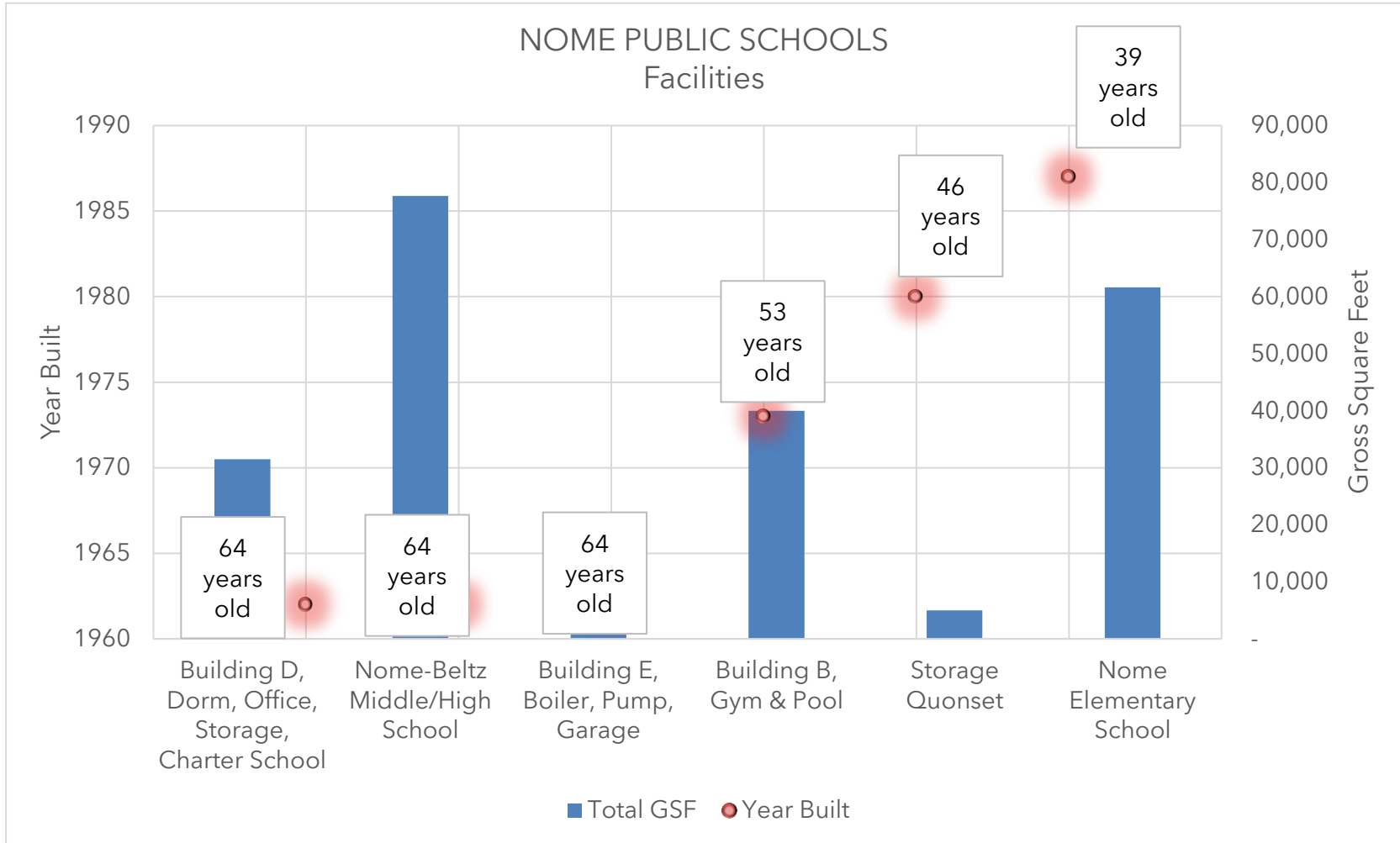


## TYPES OF EMPLOYEES



## NOME PUBLIC SCHOOLS Non-Payroll Expenses





- 2006** Building B - Cafeteria Addition & Gym Addition
- 2022** Building D - ACSA Restroom Renovation
- 2023** Building B - Pool Upgrade (conversion to chlorine)
- 2023** Building D & NBMHS - HVAC DDC Control Upgrades
- 2025** NBMHS - Partial Roof Replacement



## NOME ELEMENTARY SCHOOL

FY 2027 Budget  
Location 300

	FY2026 Budget Revision #1	FY2027 Budget	\$ Change	% Change
<b>Fund 100: School Operating</b>				
Function: 100 Regular Instruction	\$ 2,291,716	\$ 2,456,754	\$ 165,038	7.20%
120 Bilingual/Bicultural	-	-	-	
200 Special Education	1,250,344	1,274,835	24,491	1.96%
300 Support Services - Students	600	600	-	0.00%
350 Support Services - Instruction	-	-	-	
351 Improvement of Instr. Svcs.-Tech	8,035	8,500	465	5.79%
352 Support Services - Library	77,192	79,322	2,130	2.76%
354 Staff Inservice	2,000	2,000	-	0.00%
400 School Administration	286,706	333,383	46,676	16.28%
450 School Administration Support	149,639	152,956	3,316	2.22%
600 Operations & Maintenance	401,850	401,850	-	0.00%
Fund Total	<b>4,468,083</b>	<b>4,710,199</b>	<b>242,116</b>	<b>5.42%</b>
 <b>TOTAL</b>	<b>\$ 4,468,083</b>	<b>\$ 4,710,199</b>	<b>\$ 242,116</b>	<b>5.42%</b>
# Students (PreK-5)	292.6	290.0	(2.6)	-0.89%
# Teachers	21.50	21.50	0.0	0.00%
# Classified	8.8	8.8	0.0	0.00%
# Administrators	2.0	2.0	0.0	0.00%
Pupil / Teacher Ratio	13.6	13.5	(0.1)	-0.89%
Average Per Pupil Expenditure	\$ 15,270	\$ 16,242	\$ 972	6.36%

# NOME PUBLIC SCHOOLS

## FY 2027 Budget

Location 300 Nome Elementary School

Elementary Account Code	Description	Comments	FY2026 Budget Revision #1	FY2027 Budget	Change	
<b>Regular Instruction</b>						
100.300.100	315	Cert-Teacher	16.00 FTE	\$ 1,397,162	\$ 1,511,398	\$ 114,236
100.300.100	316	Extra Duty	Mentors	2,500	2,500	-
100.300.100	323	NonCert-Aides	0.00 FTE	-	-	-
100.300.100	329	Substitute and Temporary	302 degreed sub days	82,960	80,000	(2,960)
100.300.100	361	Health/Life Insurance		271,121	277,894	6,773
100.300.100	362	Unemployment Insurance		7,413	7,969	556
100.300.100	363	Worker's Comp		14,826	15,939	1,113
100.300.100	364	FICA		26,797	28,227	1,430
100.300.100	365	TRS		175,798	190,146	14,348
100.300.100	366	PERS		-	-	-
100.300.100	369	Other Benefits	VISA teachers	12,500	5,000	(7,500)
100.300.100	376	TRS On Behalf		254,739	276,181	21,442
100.300.100	377	PERS On Behalf		-	-	-
			\$400 per Cert Teacher Plus			
100.300.100	390	Transportation Allowance	Travel Relocation	9,400	9,400	-
100.300.100	420	Staff Travel	Mileage	850	1,000	150
100.300.100	433	Telecommunications	Postage	200	200	-
100.300.100	440	Other Purchased Svcs	(Copier maintenance; Cognia \$1400 )	9,900	9,900	-
100.300.100	450	Supplies/Material/Media		10,000	25,000	15,000
100.300.100	471	Textbooks		5,000	5,000	-
100.300.100	475	Supplies - Tech Related	ATRT, MAP, DIBELS, Digital Lessons, Safari Montage	10,550	11,000	450
100.300.100	490	Other Expenses		-	-	-
<b>Total</b>	<b>100</b>	<b>Regular Instruction</b>		<b>2,291,716</b>	<b>2,456,754</b>	<b>165,038</b>

### **Bilingual/Bicultural**

100.300.120	315	Cert-Teacher	0.00 FTE (remainder funded thru grants)	-	-	-
100.300.120	323	NonCert-Aides	0.00 FTE (prev funded thru donations)	-	-	-
100.300.120	329	Substitutes/Temporary	0 degreed sub days	-	-	-
100.300.120	361	Health/Life Insurance		-	-	-
100.300.120	362	Unemployment Insurance		-	-	-
100.300.120	363	Worker's Compensation		-	-	-
100.300.120	364	FICA		-	-	-

Elementary Account Code	Description	Comments	FY2026	FY2027 Budget	Change
			Budget Revision #1		
100.300.120	365	TRS	-	-	-
100.300.120	366	PERS	-	-	-
100.300.120	376	TRS On Behalf	-	-	-
100.300.120	377	PERS On Behalf	-	-	-
100.300.120	369	Other Benefits	-	-	-
100.300.120	390	Travel Allowance	\$400 per Cert Teacher &	-	-
100.300.120	450	Supplies/Material/Media	-	-	-
100.300.120	491	Dues & Fees	-	-	-
<b>Total</b>	<b>120</b>	<b>Bilingual/Bicultural</b>	-	-	-

**Special Education**

100.300.200	315	Cert-Teacher	5.50 FTE	422,690	445,783	23,093
100.300.200	316	Extra Duty		25,000	10,000	(15,000)
100.300.200	323	NonCert-Aides	5.80 FTE	208,669	215,501	6,832
100.300.200	329	Substitutes/Temporary	75 degreed sub days	20,000	20,000	-
100.300.200	361	Health/Life Insurance		128,443	131,642	3,199
100.300.200	362	Unemployment Insurance		3,382	3,456	75
100.300.200	363	Worker's Compensation		6,764	6,913	149
100.300.200	364	FICA		23,622	24,480	857
100.300.200	365	TRS		56,230	57,246	1,016
100.300.200	366	PERS		45,907	47,410	1,503
100.300.200	369	Other Benefits		640	640	-
100.300.200	376	TRS On Behalf		79,339	83,673	4,334
100.300.200	377	PERS On Behalf		13,209	13,641	432
100.300.200	369	Other Benefits		100	100	-
100.300.200	390	Travel Allowance	\$400 per Cert Teacher & 2 \$3k Relocation Reimbursements	8,200	8,200	-
100.300.200	410	Professional & Technical	PT/OT/Speech/Sped Teacher Contractor	195,600	195,600	-
100.300.200	420	Staff Travel	Mileage reimbursement	1,400	1,400	-
100.300.200	450	Supplies/Material/Media		10,000	8,000	(2,000)
100.300.200	475	Supplies - Technology Related		1,000	1,000	-
100.300.200	491	Dues & Fees		150	150	-
<b>Total</b>	<b>200</b>	<b>Special Education</b>		<b>1,250,344</b>	<b>1,274,835</b>	<b>24,491</b>

**Support Services - Students**

100.300.300	322	Non Cert - Specialist	0.00 FTE	-	-	-
100.300.300	329	Substitutes/Temporary	0.00 classified sub days	-	-	-
100.300.300	361	Health/Life Insurance		-	-	-
100.300.300	362	Unemployment Insurance	Counselors, Behavior	-	-	-
100.300.300	363	Worker's Compensation	Specialists	-	-	-
100.300.300	364	FICA		-	-	-
100.300.300	366	PERS		-	-	-
100.300.300	377	PERS On Behalf		-	-	-
100.300.300	369	Other Benefits		-	-	-
100.300.300	450	Supplies/Material/Media		600	600	-

Elementary			FY2026		
Account Code	Description	Comments	Budget Revision #1	FY2027 Budget	Change
<b>Total</b>	<b>300</b>	<b>Support Services - Students</b>	<b>600</b>	<b>600</b>	<b>-</b>
<b>Support Services - Instruction</b>					
100.300.350	420	Staff Travel	Staff Development	-	-
<b>Total</b>	<b>350</b>	<b>Support Services - Instruction</b>	<b>-</b>	<b>-</b>	<b>-</b>
<b>Improvement of Instructional Services - Technology</b>					
100.300.351	475	Supplies - Technology Relati	Learning A-Z, Starfall, Anywhere Cart	8,035	8,500
<b>Total</b>	<b>351</b>	<b>Improvement of Instructional Services - Tech</b>	<b>8,035</b>	<b>8,500</b>	<b>465</b>
<b>Library Services</b>					
100.300.352	323	NonCert-Aides	1.00 FTE	43,646	44,949
100.300.352	361	Health/Life Insurance		13,488	13,826
100.300.352	362	Unemployment Insurance		218	225
100.300.352	363	Worker's Compensation		436	449
100.300.352	364	FICA		3,339	3,439
100.300.352	366	PERS		9,602	9,889
100.300.352	377	PERS On Behalf		2,763	2,845
100.300.352	450	Supplies/Material/Media		2,500	2,500
100.300.352	475	Supplies - Technology Relati	Companion Corporation	1,200	1,200
<b>Total</b>	<b>352</b>	<b>Library Services</b>	<b>77,192</b>	<b>79,322</b>	<b>2,130</b>
<b>Staff Inservice</b>					
100.300.354	450	Supplies/Material/Media		2,000	2,000
<b>Total</b>	<b>354</b>	<b>Staff Inservice</b>	<b>2,000</b>	<b>2,000</b>	<b>-</b>
<b>School Administration</b>					
100.300.400	313	Principal	2.00 FTE	172,837	205,706
100.300.400	316	Extra Duty Pay	Leadership Team	14,000	14,000
100.300.400	361	Health/Life Insurance	Positions: 1 Principal & 1	26,977	27,651
100.300.400	362	Unemployment Insurance	Assistant Principal	864	1,099
100.300.400	363	Worker's Compensation		1,728	2,197
100.300.400	364	FICA		2,506	3,186
100.300.400	365	TRS		21,708	27,595
100.300.400	369	Other Employee Benefits		1,000	1,000
100.300.400	376	TRS On Behalf		32,442	38,611
100.300.400	390	Travel Allowance		400	400
100.300.400	420	Staff Travel		200	200
100.300.400	433	Communications	Cell Phone & Office Phone	407	437
100.300.400	440	Other Purchased Services	Nome Nugget 'Back to School'		
100.300.400	440	Other Purchased Services	Advertisement	2,000	2,000
100.300.400	450	Supplies/Materials/Media		5,000	5,000
100.300.400	475	Supplies-Technology Relate	Subscriptions - Zoom, Planbook, Canva	1,387	1,000
100.300.400	490	Other Expenses		2,000	2,000
100.300.400	491	Dues & Fees	NAESP Membership x 2	1,250	1,300
<b>Total</b>	<b>400</b>	<b>School Administration</b>	<b>286,706</b>	<b>333,383</b>	<b>46,676</b>

Elementary			FY2026			
Account Code	Description	Comments	Budget	FY2027 Budget	Change	
			Revision #1			
<b>School Administration Support</b>						
100.300.450	324	NonCert-Support	2.00 FTE	87,000	88,637	1,636
100.300.450	329	Substitutes/Temporaries		750	750	-
100.300.450	361	Health/Life Insurance	Positions: Secretary and	28,021	28,719	698
100.300.450	362	Unemployment Insurance	Registrar	435	447	12
100.300.450	363	Worker's Compensation		870	894	24
100.300.450	364	FICA		6,656	6,838	183
100.300.450	366	PERS		19,140	19,500	360
100.300.450	377	PERS On Behalf		5,317	5,421	104
100.300.450	440	Other Purchased Services	Copier Overages (pg count)	1,250	1,250	-
100.300.450	450	Supplies/Materials/Media		200	500	300
<b>Total</b>	<b>450</b>	<b>School Administration Support</b>		<b>149,639</b>	<b>152,956</b>	<b>3,316</b>
<b>Operations &amp; Maintenance</b>						
100.300.600	431	Water & Sewer		17,550	17,550	-
100.300.600	432	Garbage		9,300	9,300	-
100.300.600	435	Fuel-Heating	FY24: \$162k FY25: \$137k	155,000	155,000	-
100.300.600	436	Electricity	FY25: \$210k	220,000	220,000	-
<b>Total</b>	<b>600</b>	<b>Maintenance &amp; Operations</b>		<b>401,850</b>	<b>401,850</b>	<b>-</b>
<b>Total</b>	<b>100</b>	<b>School Operating Fund</b>		<b>\$ 4,468,083</b>	<b>\$ 4,710,199</b>	<b>\$ 242,116</b>
<b>Total</b>	<b>300</b>	<b>Nome Elementary School</b>		<b>\$ 4,468,083</b>	<b>\$ 4,710,199</b>	<b>\$ 242,116</b>



## ANVIL CITY SCIENCE ACADEMY

FY 2027 Budget

**Location 025**

	<u>FY2026 Budget</u> <u>Revision #1</u>	<u>FY2027</u> <u>Budget</u>	<u>\$ Change</u>	<u>% Change</u>
<b>Fund 100: School Operating</b>				
Function: 100 Regular Instruction	\$ 429,661	\$ 467,682	\$ 38,022	8.85%
160 Vocational Education	200	500	300	150.00%
200 Special Education Instruction	155,273	202,120	46,847	30.17%
351 Improvement of Instr. Svc.-Tech	470	470	-	0.00%
400 School Administration	159,469	165,615	6,146	3.85%
450 School Administration Support	27,830	28,937	1,107	3.98%
700 Student Activities	1,578	1,578	-	
Fund Total	<b>774,480</b>	<b>866,903</b>	<b>92,422</b>	<b>11.93%</b>
<b>TOTAL</b>	<b>\$ 774,480</b>	<b>\$ 866,903</b>	<b>\$ 92,422</b>	<b>11.93%</b>
# Students (6-8)	60.00	60.00	0.00	0.00%
# Teachers	4.00	4.00	0.00	0.00%
# Classified	1.50	2.50	1.00	66.67%
# Administrators	1.00	1.00	0.00	0.00%
Pupil / Teacher Ratio	15.00	15.00	0.00	0.00%
Average Per Pupil Expenditure	\$ 12,908	\$ 14,448	\$ 1,540.37	11.93%

# NOME PUBLIC SCHOOLS

## FY 2027 Budget

Location 025 Anvil City Science Academy

Anvil City Science Academy			FY2026	FY2027	
Account Code	Description	Comments	Budget Revision #1	Budget	\$ Change
<b>Regular Instruction</b>					
100.025.100 315	Cert-Teacher	3.50 FTE	\$ 267,600	\$ 287,479	\$ 19,879
100.025.100 323	Teacher Aide		-	-	-
100.025.100 329	Substitute/Temporary	56.60 degreed sub days	11,815	15,000	3,185
100.025.100 361	Health/Life Insurance		34,259	35,110	851
100.025.100 362	Unemployment Insurance		1,397	1,512	115
100.025.100 363	Worker's Compensation		2,794	3,025	231
100.025.100 364	FICA		4,784	5,316	532
100.025.100 365	TRS		33,611	36,107	2,497
100.025.100 366	PERS		-	-	-
100.025.100 369	Other Benefits		500	500	-
100.025.100 376	TRS On Behalf		48,351	52,083	3,731
100.025.100 377	PERS On-Behalf		-	-	-
100.025.100 390	Transportation Allowance	(Up to \$400 per teacher)	1,400	1,400	-
100.025.100 420	Staff Travel	Mileage	1,800	1,800	-
100.025.100 433	Communications		1,000	1,000	-
100.025.100 440	Other Purchased Svs	(Meter Rental; copier maintenance; Cognia \$1400)	6,350	6,350	-
100.025.100 450	Supplies/Material/Media		5,000	12,000	7,000
100.025.100 471	Textbooks		1,000	1,000	-
100.025.100 475	Supplies - Tech Related	Software License	8,000	8,000	-
100.025.100 510	Equipment		-	-	-
<b>Total 100</b>	<b>Regular Instruction</b>		<b>429,661</b>	<b>467,682</b>	<b>38,022</b>
<b>Vocational Education</b>					
100.025.160 450	Supplies/Material/Media	Voc Ed supplies & Artists in Schools	200	500	300
<b>Total 160</b>	<b>Vocational Education</b>		<b>200</b>	<b>500</b>	<b>300</b>
<b>Special Education Instruction</b>					
100.025.200 315	Cert-Teacher	0.50 FTE	49,711	51,973	2,262
100.025.200 323	Paraprofessional	2.00 FTE	41,217	74,404	33,187
100.025.200 329	Substitute/Temporary	9.43 degreed sub days	2,500	2,500	-
100.025.200 361	Health/Life Insurance		6,844	7,113	269
100.025.200 362	Unemployment Insurance		467	644	177
100.025.200 363	Worker's Compensation		934	1,289	355
100.025.200 364	FICA		6,374	8,945	2,571
100.025.200 365	TRS		6,244	6,528	284
100.025.200 366	PERS		9,068	16,369	7,301

Anvil City Science Academy			FY2026		
Account Code	Description	Comments	Budget Revision #1	FY2027 Budget	\$ Change
100.025.200 376	TRS On-Behalf		9,331	9,755	425
100.025.200 377	PERS On-Behalf		2,514	2,101	(413)
100.025.200 410	Professional & Technical		19,000	19,000	-
100.025.200 420	Staff Travel	Mileage	70	500	430
100.025.200 450	Supplies		1,000	1,000	-
<b>Total 200</b>	<b>Special Education Instruction</b>		<b>155,273</b>	<b>202,120</b>	<b>46,847</b>

**Improvement of Instructional Services - Technology**

100.025.351 491	Dues & Fees		470	470	-
<b>Total 351</b>	<b>Improvement of Instructional Svcs - Tech</b>		<b>470</b>	<b>470</b>	<b>-</b>

**School Administration**

100.025.400. 313	Principal	1.00 FTE	100,371	104,706	4,335
100.025.400. 316	Extra Duty Pay	Curriculum development/planning	6,600	6,600	-
100.025.400. 329	Substitutes/Temporaries		795	795	-
100.025.400. 361	Health/Life Insurance		14,658	14,996	337
100.025.400. 362	Unemployment Insurance		539	561	22
100.025.400. 363	Worker's Compensation		1,078	1,121	43
100.025.400. 364	FICA		1,563	1,625	63
100.025.400. 365	TRS		13,436	13,980	544
100.025.400. 369	Other Employee Benefits		200	200	-
100.025.400. 376	TRS On Behalf		17,881	18,695	814
100.025.400. 420	Staff Travel		-	-	-
100.025.400. 433	Communications	Cell Phone	336	336	-
100.025.400. 440	Other Purchased Services		350	350	-
100.025.400. 475	Supplies - Technology Related		637	600	(37)
100.025.400. 490	Other Expenses		400	400	-
100.025.400. 491	Dues & Fees	NAESP Membership	625	650	25
<b>Total 400</b>	<b>School Administration</b>		<b>159,469</b>	<b>165,615</b>	<b>6,146</b>

**School Administration Support**

100.025.450. 324	Non-Cert Support Staff	0.50 FTE	19,989	20,721	733
100.025.450. 361	Health/Life Insurance		50	50	-
100.025.450. 362	Unemployment Insurance		100	103	4
100.025.450. 363	Worker's Compensation		200	207	7
100.025.450. 364	FICA		1,529	1,585	56
100.025.450. 366	PERS		4,397	4,559	161
100.025.450. 377	PERS On Behalf		1,265	1,312	47
100.025.450. 450	Supplies/Materials/Media		300	400	100
<b>Total 450</b>	<b>School Administration Support</b>		<b>27,830</b>	<b>28,937</b>	<b>1,107</b>

**Student Activities**

100.025.700. 316	Extra Duty Pay	ACSA House Council Advisi	1,200	1,200	-
100.025.700. 360	Benefits		186	186	-
100.025.700. 376	TRS On-Behalf		192	192	-
100.025.700. 420	Staff Travel		-	-	-
<b>Total 700</b>	<b>Student Activities</b>		<b>1,578</b>	<b>1,578</b>	<b>-</b>

**Total 100 School Operating Fund**

<b>774,480</b>	<b>866,903</b>	<b>92,422</b>
----------------	----------------	---------------

**Total 025 Anvil City Science Academy**

<b>\$ 774,480</b>	<b>\$ 866,903</b>	<b>\$ 92,422</b>
-------------------	-------------------	------------------

# NOME-BELTZ MIDDLE HIGH SCHOOL

FY 2027 Budget

**Location 010**



	<b>FY2026 Budget Revision #1</b>	<b>FY2027 Budget</b>	<b>Change</b>	<b>% Change</b>
<b>Fund 100: School Operating</b>				
Function: 100 Regular Instruction	\$ 2,241,402	\$ 2,486,558	\$ 245,156	10.94%
120 Bilingual/Bicultural	400	400	-	0.00%
160 Career Tech Instruction	159,896	167,917	8,021	5.02%
200 Special Education	721,763	745,593	23,830	3.30%
300 Support Services - Students	251,066	261,538	10,472	4.17%
350 Support Services - Instruction	1,500	1,500	-	0.00%
352 Library Services	4,533	1,250	(3,283)	-72.42%
354 Staff Inservice	3,000	3,500	500	16.67%
400 School Administration	330,403	336,441	6,038	1.83%
450 School Administration Support	148,166	151,372	3,207	2.16%
600 Operations & Maintenance	1,120,500	1,125,500	5,000	0.45%
700 Student Activities	238,425	275,800	37,374	15.68%
Fund Total	<b>5,221,053</b>	<b>5,557,368</b>	<b>336,315</b>	<b>6.44%</b>
<b>TOTAL</b>	<b>\$ 5,221,053</b>	<b>\$ 5,557,368</b>	<b>\$ 336,315</b>	<b>6.44%</b>
# Students (6-12)	287.2	290.0	2.8	0.97%
# Teachers	22.5	23.5	1.0	4.44%
# Classified	5.0	5.0	0.0	0.00%
# Administrators	2.0	2.0	0.0	0.00%
Pupil / Teacher Ratio	12.8	12.3	(0.4)	-3.32%
Average Per Pupil Expenditure	\$ 18,179.15	\$ 19,163.34	\$ 984.18	5.41%

# NOME PUBLIC SCHOOLS

## FY 2027 Budget

Location 010 Nome-Beltz Middle High School

Middle/High School Account Code	Description	Comments	FY2026 Budget Revision #1	FY2027 Budget	Change
<b><u>Regular Instruction</u></b>					
100.010.100.	315 Cert-Teacher	17.00 FTE	\$ 1,289,853	\$ 1,442,348	\$ 152,495
100.010.100.	316 Cert-Extra Duty	Mentors	8,300	8,300	-
100.010.100.	323 Aides	Permanent Roaming Sub	48,628	50,453	1,825
100.010.100.	329 Substitute and Temporary	377 degreed teacher sub days	100,000	100,000	-
100.010.100.	361 Health/Life Insurance		244,362	264,288	19,926
100.010.100.	362 Unemployment Insurance		7,234	8,006	772
100.010.100.	363 Worker's Compensation		14,468	16,011	1,543
100.010.100.	364 FICA		30,193	32,544	2,351
100.010.100.	365 TRS		163,048	182,201	19,153
100.010.100.	366 PERS		10,698	11,100	402
100.010.100.	369 Other Benefits		500	2,500	2,000
100.010.100.	376 TRS On Behalf		232,720	261,344	28,623
100.010.100.	377 PERS On-Behalf		3,078	3,194	116
100.010.100.	390 Travel Allowance	\$400 per Teacher; Includes Travel Relocation	15,400	15,800	400
100.010.100.	420 Staff Travel	Mileage	4,000	4,000	-
100.010.100.	433 Telecommunications		500	500	-
100.010.100.	440 Other Purchased Svs	(Meter Rental; copier maintenance contract; Cognia \$1400)	12,200	12,200	-
100.010.100.	450 Supplies/Material/Media		20,000	35,000	15,000
100.010.100.	471 Textbooks		7,650	8,000	350
100.010.100.	475 Supplies - Tech Related	\$8,500 Apex (eLearning) & \$8,300 (Read 180)	16,800	17,000	200
100.010.100.	480 Tuition & Stipends	Dual-Credit Courses through UAF NW Campus. Price increased from \$60/student to \$100/student	10,000	10,000	-
100.010.100.	490 Other Expenses	EOY activities (i.e. bowling alley rental, pool rental)	1,000	1,000	-
100.010.100.	491 Dues & Fees		770	770	-
100.010.100.	510 Equipment		-	-	-
<b>Total</b>	<b>100 Regular Instruction</b>		<b>2,241,402</b>	<b>2,486,558</b>	<b>245,156</b>

Middle/High School			FY2026	FY2027		
Account Code	Description	Comments	Budget Revision #1	Budget	Change	
<b>Bilingual/Bicultural</b>						
100.010.120.	315	Cert-Teacher	0.00 FTE	-	-	
100.010.120.	329	Substitute/Temporary	- teacher sub days	-	-	
100.010.120.	361	Health/Life Insurance		-	-	
100.010.120.	362	Unemployment Insurance		-	-	
100.010.120.	363	Worker's Compensation		-	-	
100.010.120.	364	FICA		-	-	
100.010.120.	365	TRS		-	-	
100.010.120.	376	TRS On Behalf		-	-	
100.010.120.	390	Travel Allowance		-	-	
100.010.120.	450	Supplies/Material/Media	Indian Ed & JOM pay for majority of supplies	400	400	
100.010.120.	490	Other Expenses		-	-	
<b>Total</b>	<b>120</b>	<b>Bilingual/Bicultural</b>		<b>400</b>	<b>400</b>	
<b>Career and Technical</b>						
100.010.160.	315	Cert-Teacher	1.00 FTE (Career & Tech Teacher)	85,801	89,705	3,904
100.010.160.	329	Substitute/Temporary	10.0 teacher sub days	2,650	2,650	-
100.010.160.	361	Health/Life Insurance		41,140	42,169	1,029
100.010.160.	362	Unemployment Insurance		442	462	20
100.010.160.	363	Worker's Compensation		885	924	39
100.010.160.	364	FICA		1,447	1,503	57
100.010.160.	365	TRS		10,777	11,267	490
100.010.160.	376	TRS On Behalf		16,105	16,838	733
100.010.160.	390	Travel Allowance		400	400	-
100.010.160.	450	Supplies/Material/Media		250	2,000	1,750
100.010.160.	490	Other Expenses		-	-	-
<b>Total</b>	<b>160</b>	<b>Career and Technical</b>		<b>159,896</b>	<b>167,917</b>	<b>8,021</b>
<b>Special Education</b>						
100.010.200.	315	Cert-Teacher	4.00 FTE	326,066	341,409	15,343
100.010.200.	316	Extra Duty Pay		4,000	4,000	-
100.010.200.	323	NonCert-Aides	2.00 FTE	83,947	86,548	2,601
100.010.200.	329	Substitute/Temporary	30.2 teacher degreed sub days	8,000	8,000	-
100.010.200.	361	Health/Life Insurance		54,154	55,503	1,349
100.010.200.	362	Unemployment Insurance		2,110	2,200	90
100.010.200.	363	Worker's Compensation		4,220	4,400	179
100.010.200.	364	FICA		11,762	12,183	421
100.010.200.	365	TRS		40,954	43,383	2,429
100.010.200.	366	PERS		18,468	19,041	572
100.010.200.	369	Other Benefits		2,500	2,500	-
100.010.200.	376	TRS On Behalf		61,203	64,082	2,880
100.010.200.	377	PERS On Behalf		5,029	5,194	165
100.010.200.	390	Travel Allowance	\$400 per Teacher & Relocation Reimb	4,600	4,600	-

Middle/High School			FY2026	FY2027	
Account Code	Description	Comments	Budget Revision #1	Budget	Change
100.010.200.	410 Professional & Technical		79,400	79,400	-
100.010.200.	420 Staff Travel	Mileage reimb	-	-	-
100.010.200.	450 Supplies/Material/Media		10,000	8,000	(2,000)
100.010.200.	475 Supplies-Technology Related		5,200	5,000	(200)
100.010.200.	491 Dues & Fees		150	150	-
<b>Total</b>	<b>200 Special Education</b>		<b>721,763</b>	<b>745,593</b>	<b>23,830</b>

#### Support Services - Students

100.010.300.	316 Extra Duty Pay	PLC/Team Leaders, Team Trainer	10,459	10,628	169
100.010.300.	318 Cert-Specialist (Counselor)	1.50 FTE	115,136	121,313	6,177
100.010.300.	322 NonCert-Specialist	1.00 FTE	46,914	47,384	469
100.010.300.	329 Substitute/Temporary		1,325	1,325	-
100.010.300.	361 Health/Life Insurance		13,638	13,976	337
100.010.300.	362 Unemployment Insurance		869	903	34
100.010.300.	363 Worker's Compensation		1,738	1,806	68
100.010.300.	364 FICA		5,511	5,639	128
100.010.300.	365 TRS		15,775	16,572	797
100.010.300.	366 PERS		10,321	10,424	103
100.010.300.	369 Other Employee Benefits		500	500	-
100.010.300.	376 TRS On Behalf		21,611	22,770	1,159
100.010.300.	377 PERS On Behalf		2,970	2,999	30
100.010.300.	390 Travel Allowance	\$400 per Teacher	600	600	-
100.010.300.	440 Other Purchased Services	copier usage	10	10	-
100.010.300.	450 Supplies/Materials/Media		1,000	2,000	1,000
100.010.300.	475 Supplies-Technology Related		2,263	2,263	-
100.010.300.	490 Other Expenses	Nat'l Clearinghouse - student tracker	425	425	-
<b>Total</b>	<b>300 Support Services - Students</b>		<b>251,066</b>	<b>261,538</b>	<b>10,472</b>

#### Support Services - Instruction

100.010.350.	420 Travel	Professional	1,500	1,500	-
<b>Total</b>	<b>350 Support Services - Instruction</b>		<b>1,500</b>	<b>1,500</b>	<b>-</b>

#### Library Services

100.010.352.	323 NonCert-Aides	0.00	-	-	-
100.010.352.	329 Substitute/Temporary	3 hrs/wk	3,007	-	(3,007)
100.010.352.	361 Health/Life Insurance		-	-	-
100.010.352.	362 Unemployment Insurance		15	-	(15)
100.010.352.	363 Worker's Compensation		30	-	(30)
100.010.352.	364 FICA		230	-	(230)
100.010.352.	366 PERS		-	-	-
100.010.352.	377 PERS On Behalf		-	-	-
100.010.352.	440 Other Purchased Services		-	-	-
100.010.352.	450 Supplies/Material/Media		1,250	1,250	-
100.010.352.	475 Software License	Companion Corporation Subscription	-	-	-
<b>Total</b>	<b>352 Support Services - Instruction - Library</b>		<b>4,533</b>	<b>1,250</b>	<b>(3,283)</b>

Middle/High School			FY2026	FY2027	
Account Code	Description	Comments	Budget Revision #1	Budget	Change
<b>Staff Inservice</b>					
100.010.354.	450 Supplies/Material/Media		3,000	3,500	500
<b>Total</b>	<b>354 Staff Inservice</b>		<b>3,000</b>	<b>3,500</b>	<b>500</b>
<b>School Administration</b>					
100.010.400.	313 Principal	2.00 FTE	208,360	211,287	2,927
100.010.400.	316 Extra Duty Pay	Leadership Team stipends & Other	8,000	8,000	-
100.010.400.	361 Health/Life Insurance		26,977	27,651	674
100.010.400.	362 Unemployment Insurance		1,042	1,056	15
100.010.400.	363 Worker's Compensation		2,084	2,113	29
100.010.400.	364 FICA		3,021	3,064	42
100.010.400.	365 TRS		26,170	26,538	368
100.010.400.	366 PERS		2,234	2,234	-
100.010.400.	369 Other Employee Benefits		500	500	-
100.010.400.	376 TRS On Behalf		39,109	39,659	549
100.010.400.	390 Relocation Reimbursement		3,000	3,000	-
100.010.400.	410 Professional & Technical		-	-	-
100.010.400.	420 Staff Travel		-	-	-
100.010.400.	433 Communications	Cell Phone	2,340	2,340	-
100.010.400.	440 Other Purchased Services		-	-	-
100.010.400.	450 Supplies/Materials/Media		4,010	5,000	990
100.010.400.	475 Supplies - Technology Relati	Canva subscription	637	1,000	363
100.010.400.	490 Other Expenses	Nome Nugget 'Back to School' Advertisement	1,670	1,700	30
100.010.400.	491 Dues & Fees	NASSP Registration x 2	1,250	1,300	50
<b>Total</b>	<b>400 School Administration</b>		<b>330,403</b>	<b>336,441</b>	<b>6,038</b>
<b>School Administration Support</b>					
100.010.450.	324 NonCert-Support	2.00 FTE	85,670	87,131	1,461
100.010.450.	329 Substitutes/Temporary		500	500	-
100.010.450.	361 Health/Life Insurance		28,021	28,719	698
100.010.450.	362 Unemployment Insurance		431	438	7
100.010.450.	363 Worker's Compensation		862	876	15
100.010.450.	364 FICA		6,592	6,704	112
100.010.450.	366 PERS		18,847	19,169	321
100.010.450.	377 PERS On Behalf		5,233	5,325	92
100.010.450.	433 Telecommunications		10	10	-
100.010.450.	440 Other Purchased Services	Copier usage overages	1,000	1,000	-
100.010.450.	450 Supplies/Materials/Media		1,000	1,500	500
<b>Total</b>	<b>450 School Administration Support</b>		<b>148,166</b>	<b>151,372</b>	<b>3,207</b>
<b>Operations &amp; Maintenance</b>					
100.010.600.	431 Water & Sewer		28,000	28,000	-
100.010.600.	432 Garbage		24,000	24,000	-
100.010.600.	435 Fuel-Heating	FY24: \$631k FY25 Actual: \$560k	590,000	590,000	-
100.010.600.	436 Electricity	FY23: \$445k FY24: \$451k FY25: \$467k	460,000	465,000	5,000
100.010.600.	452 General Maintenance Supplies		500	500	-
100.010.600.	458 Gas & Oil		18,000	18,000	-
100.010.600.	490 Other Expenses		-	-	-

Middle/High School			FY2026	FY2027		
Account Code	Description	Comments	Budget Revision #1	Budget	Change	
<b>Total</b>	<b>600</b>	<b>Maintenance &amp; Operations</b>	<b>1,120,500</b>	<b>1,125,500</b>	<b>5,000</b>	
<b>Student Activity</b>						
100.010.700.	316	Extra Duty Pay	Coaches and Club Advisors	55,575	70,000	14,425
100.010.700.	329	Substitutes and Temporary	Referees	56,000	60,000	4,000
100.010.700.	360	Benefits: (SS, Med, ESC, WC, TRS-PERS)		11,978	11,978	-
100.010.700.	376	TRS On Behalf		7,203	9,072	1,869
100.010.700.	377	PERS On Behalf		-	-	-
100.010.700.	410	Professional & Technical	Referee Association	17,500	17,500	-
100.010.700.	420	Staff Travel		200	200	-
100.010.700.	425	Student Travel	Student groups to pickup remainder of travel costs	60,000	75,000	15,000
100.010.700.	440	Other Purchased Services	ASAA renewal	1,450	1,450	-
100.010.700.	450	Supplies	Athletic Meals, Balls, nets, jerseys, bibs, flags, whistles, mats, etc.	25,000	27,000	2,000
100.010.700.	458	Gas & Oil		100	100	-
100.010.700.	490	Other Expenses, Dues & Fee	ASAA Dues	3,420	3,500	80
100.010.700.	510	Equipment		-	-	-
<b>Total</b>	<b>700</b>	<b>Student Activity</b>	<b>238,425</b>	<b>275,800</b>	<b>37,374</b>	
<b>Total</b>	<b>100</b>	<b>School Operating Fund</b>	<b>5,221,053</b>	<b>5,557,368</b>	<b>336,315</b>	
<b>Total</b>	<b>010</b>	<b>Middle/High School</b>	<b>\$ 5,221,053</b>	<b>\$ 5,557,368</b>	<b>\$ 336,315</b>	



# DISTRICT WIDE

FY 2027 Budget

Location 500

		FY2026 Budget			
		<u>Revision #1</u>	<u>FY2027 Budget</u>	<u>\$ Change</u>	<u>% Change</u>
<b>Fund 100: School Operating</b>					
<u>Location</u>	<u>500</u>	<u>District-Wide</u>			
Function	100	Regular Instruction - Extension	\$ 173,033	\$ 176,828	\$ 3,795 2.19%
Function	220	Special Education - Support Services	300,663	293,842	(6,821) -2.27%
Function	350	Support Services - Instruction	61,393	61,802	409 0.67%
Function	351	Support Services -Technology	3,411,661	3,552,240	140,579 4.12%
Function	354	Staff Inservice	4,000	3,000	(1,000) -25.00%
Function	510	Office of Superintendent	400,180	409,447	9,266 2.32%
Function	511	Board of Education	63,039	63,345	306 0.49%
Function	550	District Admin Support Services	723,917	734,405	10,488 1.45%
Function	553	Human Resources	173,102	177,498	4,396 2.54%
Function	600	Operations & Maintenance	2,064,280	2,096,363	32,083 1.55%
Function	900	Other Financing Uses	265,000	265,000	- 0.00%
		<b>Fund Total</b>	<b>\$ 7,640,268</b>	<b>\$ 7,833,769</b>	<b>\$ 193,501 2.53%</b>
<b>TOTAL</b>			<b>\$ 7,640,268</b>	<b>\$ 7,833,769</b>	<b>\$ 193,501 2.53%</b>

# NOME PUBLIC SCHOOLS

## FY 2027 Budget

### Location 500 - Districtwide

Districtwide Dept. Account Code	Description	Comments	FY2026 Budget Revision #1	FY2027 Budget	\$ Change
<b>Regular Instruction - Extensions</b>					
100.500.140.. 315	Cert Teacher	0.50 FTE Teacher on Assignment	47,666	49,119	1,454
100.500.140.. 316	Extra Duty Pay	0.34 FTE Extra Duty	32,453	33,443	990
100.500.140.. 361	Health/Life Insurance		20,570	21,084	514
100.500.140.. 362	Unemployment Insurance		401	413	12
100.500.140.. 363	Worker's Compensation		801	825	24
100.500.140.. 364	FICA		1,162	1,197	35
100.500.140.. 365	TRS		10,063	10,370	307
100.500.140.. 369	Other Employee Benefits	Pool & Rec Enter Passes	200	200	-
100.500.140.. 376	TRS On Behalf		15,038	15,497	459
100.500.140.. 390	Travel Allowance		200	200	-
100.500.140.. 433	Communications	Postage	50	50	-
100.500.140.. 440	Other Purchased Services	Cognia Adv Ed Accred \$1400	2,450	2,450	-
100.500.140.. 450	Supplies/Material/Media	Contains \$2700 allotment x 14 students; ~ 55% utilization. +\$1,000 for Ext Supplies	38,200	38,200	-
100.500.140.. 475	Supplies - Tech Related	MAP License Renewal	3,550	3,550	-
100.500.140.. 491	Dues & Fees		230	230	-
<b>Total 140</b>	<b>Regular Instruction - Extensions</b>		<b>173,033</b>	<b>176,828</b>	<b>3,795</b>
<b>Special Education Instruction - Support Svcs</b>					
100.500.220.. 314	Cert - Director/Coordinator	1.00 FTE	116,702	117,835	1,133
100.500.220.. 316	Extra Duty	Trainer stipend - sped teachers training para's;	10,000	-	(10,000)
100.500.220.. 324	Support Staff	1.00 FTE	50,628	52,590	1,962
100.500.220.. 361	Health/Life Insurance		26,205	26,857	653
100.500.220.. 362	Unemployment Insurance		887	852	(35)
100.500.220.. 363	Worker's Compensation		1,773	1,704	(69)
100.500.220.. 364	FICA		5,565	5,732	166
100.500.220.. 365	TRS		14,658	14,800	142
100.500.220.. 366	PERS		11,138	11,570	432
100.500.220.. 369	Other Benefits		250	250	-
100.500.220.. 376	TRS On Behalf		21,905	22,118	213
100.500.220.. 377	PERS On Behalf		3,110	3,234	124
100.500.220. 390	Travel Allowance		-	-	-
100.500.220. 410	Professional & Technical		16,000	16,000	-
100.500.220.. 420	Staff Travel	Mileag reimb	5,000	5,000	-
100.500.220.. 440	Other Purchased Services		1,500	1,500	-
100.500.220.. 450	Supplies	test forms, curriculum	9,000	7,500	(1,500)
100.500.220. 475	Supplies - Tech Related	MobyMax	5,000	5,000	-
100.500.220. 490	Other Expenses		842	800	(42)

Districtwide Dept. Account Code	Description	Comments	FY2026 Budget Revision #1	FY2027 Budget	\$ Change
100.500.220. 491	Dues & Fees		500	500	-
100.500.220. 510	Equipment		-	-	-
<b>Total 220</b>	<b>Special Education Instruction - Support Svcs</b>		<b>300,663</b>	<b>293,842</b>	<b>(6,821)</b>

**Support Services-Instruction**

100.500.350.. 314	Cert - Director	0.22 FTE	24,927	25,176	249
100.500.350.. 316	Extra Duty	DW Professional Development - Cert	15,500	15,500	-
100.500.350.. 329	Substitutes/Temporaries	DW Professional Development - Class Position: 1 Dir of Fed Programs	1,607	1,607	-
100.500.350.. 361	Health/Life Insurance	(remainder funded by grants)	2,967	3,042	74
100.500.350.. 362	Unemployment Insurance		202	203	1
100.500.350.. 363	Worker's Compensation		420	423	2
100.500.350.. 364	FICA		609	613	4
100.500.350.. 365	TRS		3,131	3,162	31
100.500.350.. 376	TRS On Behalf		4,679	4,726	47
100.500.350.. 390	Travel Allowance		-	-	-
100.500.350.. 410	Professional Services	PowerSchool Training- NBMHS Sec & Asst. Principal	4,800	4,800	-
100.500.350. 420	Staff Travel	District Test Coordinator training	800	800	-
100.500.350.. 440	Other Purchased Services		-	-	-
100.500.350.. 450	Supplies/Material/Media		500	500	-
100.500.350. 475	Supplies - Tech Related		250	250	-
100.500.350.. 490	Other Expenses		1,000	1,000	-
100.500.350.. 491	Dues & Fees		-	-	-
<b>Total 350</b>	<b>Support Services - Instruction</b>		<b>61,393</b>	<b>61,802</b>	<b>409</b>

**Support Services - Technology**

100.500.351.. 316	Extra Duty		468	468	-
100.500.351.. 318	Cert - Specialist	0.5 FTE	49,766	48,247	(1,519)
100.500.351. 321	Non-Cert - Director/Coordin	1.0 FTE	105,883	110,702	4,819
100.500.351.. 322	Non-Cert - Specialist	1.0 FTE	68,568	70,880	2,313
100.500.351.. 361	Health/Life Insurance	Positions: 1 Tech Director, 1 Systems	40,938	41,961	1,023
100.500.351.. 362	Unemployment Insurance	Administrator & 1 50% Tech Specialist	1,121	1,149	28
100.500.351.. 363	Worker's Compensation		2,242	2,298	56
100.500.351.. 364	FICA		14,067	14,591	524
100.500.351.. 365	TRS		6,251	6,060	(191)
100.500.351.. 366	PERS		38,379	39,948	1,569
100.500.351.. 376	TRS On Behalf		9,341	9,056	(285)
100.500.351.. 377	PERS On Behalf		16,044	16,063	20
100.500.351.. 390	Travel Allowance		200	200	-
100.500.351.. 410	Professional & Technical Services		-	-	-
100.500.351.. 420	Staff Travel	mileage to/from sites	1,000	1,000	-
100.500.351.. 433	Communications	Offset by E-Rate Revenue (90% Reimb Internet) 300 Mbps less (BAG)	2,682,294	2,814,516	132,223
100.500.351.. 440	Other Purchased Services		490	490	-
100.500.351.. 450	Supplies/Material/Media		2,510	2,510	-
100.500.351.. 475	Supplies - Tech Related	School Mgmt & Content Software; Cybersecurity; Staff & Student Devices; Powerschool 504	357,100	357,100	-
100.500.351. 510	Equipment	New copiers (cyclical)	15,000	15,000	-
<b>Total 351</b>	<b>Support Services - Technology</b>		<b>3,411,661</b>	<b>3,552,240</b>	<b>140,579</b>

Districtwide Dept. Account Code	Description	Comments	FY2026 Budget Revision #1	FY2027 Budget	\$ Change
<b>Staff Inservice</b>					
100.500.354.. 410	Professional Services		-	-	-
100.500.354.. 450	Supplies		4,000	3,000	(1,000)
<b>Total 354</b>	<b>Staff Inservice</b>		<b>4,000</b>	<b>3,000</b>	<b>(1,000)</b>
<b>Office of Superintendent</b>					
100.500.510.. 311	Cert-Superintendent	1.00 FTE	150,000	153,000	3,000
100.500.510.. 314	Cert-Assistant Superintende	0.50 FTE	66,129	69,138	3,009
100.500.510.. 361	Health/Life Insurance		47,884	49,081	1,197
100.500.510.. 362	Unemployment Insurance		1,081	1,111	30
100.500.510.. 363	Worker's Compensation		2,161	2,221	60
100.500.510.. 364	FICA		3,134	3,221	87
100.500.510.. 365	TRS		27,146	27,901	755
100.500.510.. 369	Other Employee Benefits		100	100	-
100.500.510.. 376	TRS On Behalf		40,567	41,695	1,128
100.500.510.. 390	Transportation Allowance		1,500	1,500	-
100.500.510.. 410	Professional & Technical Services		4,000	4,000	-
100.500.510.. 414	Legal Services		15,000	15,000	-
100.500.510.. 420	Staff Travel		15,000	15,000	-
100.500.510.. 433	Communications	Cellular Service	572	572	-
100.500.510.. 440	Other Purchased Services	Cognia Districtwide portion	1,400	1,400	-
100.500.510.. 450	Supplies/Material/Media		1,386	1,386	-
100.500.510.. 490	Other		5,750	5,750	-
100.500.510.. 491	Dues & Fees	CEEAC Renewal \$14K, AK Staff Dev Network, AASA	17,370	17,370	-
<b>Total 510</b>	<b>Office of Superintendent</b>		<b>400,180</b>	<b>409,447</b>	<b>9,266</b>
<b>Board of Education</b>					
100.500.511.. 410	Professional & Technical Ser	AASB Board Development & AASB School Climate & Connectedness Survey	12,220	12,220	-
100.500.511.. 420	Staff Travel	Nov AASB Annual Conf (3); Dec Winter Boardsmanship (2); Feb Leg Fly-In (2)	20,000	20,000	-
100.500.511.. 425	Student Travel	Youth Leadership Institute (2 students & 1 chaperone)	5,970	6,000	30
100.500.511. 445	Insurance & Bond Premiums		225	225	-
100.500.511.. 450	Supplies/Material/Media	Boardbook & supplies	1,900	1,900	-
100.500.511.. 490	Other Expenses		-	-	-
100.500.511.. 491	Dues & Fees	AASB Annual Dues \$10,724; AASB Boardbook & Online Policy Subscription \$5,700; AASB Supt Eval \$6300	22,724	23,000	276
100.500.511.. 510	Equipment		-	-	-
<b>Total 511</b>	<b>Board of Education</b>		<b>63,039</b>	<b>63,345</b>	<b>306</b>
<b>District Admin Support Services</b>					
100.500.550.. 324	Non-Cert - Support Staff	1.88 FTE	145,331	148,295	2,965
100.500.550.. 361	Health/Life Insurance	Positions: 1 AP/Receiving/Purchasing,	25,291	25,923	632
100.500.550.. 362	Unemployment Insurance	0.88 Admin. Asst.	727	741	15
100.500.550.. 363	Worker's Compensation		1,453	1,483	30

Districtwide Dept. Account Code	Description	Comments	FY2026 Budget Revision #1	FY2027 Budget	\$ Change
100.500.550.. 364	FICA		11,118	11,345	227
100.500.550.. 366	PERS	\$164,211 salary floor from FY2008; not met	196,184	196,836	652
100.500.550.. 369	Other Benefits		200	200	-
100.500.550.. 377	PERS On Behalf		9,010	9,197	188
100.500.550.. 410	Professional & Technical Ser	Black Mtn, Frontline Education Software Support	33,100	32,379	(721)
100.500.550.. 412	Auditing & Accounting Svcs	AKEBS (BM & Payroll) & Annual Audit Services	286,080	286,080	-
100.500.550.. 420	Staff Travel	ALASBO	-	-	-
100.500.550.. 433	Communications	GCI telecomm	1,200	1,200	-
100.500.550.. 440	Other Purchased Services	DO Copier Usage	6,750	6,750	-
100.500.550.. 441	Rentals	Pitney Bowes machine	2,440	2,440	-
100.500.550.. 445	Insurance - Liability	10% Increase	65,000	71,500	6,500
100.500.550.. 450	Supplies/Material/Media	Toner, envelopes, check stock, etc.	4,000	4,000	-
100.500.550.. 475	Supplies - Tech Related		350	350	-
100.500.550.. 490	Other Expenses		210	210	-
100.500.550.. 491	Dues & Fees		475	475	-
100.500.550.. 495	Indirect Recovery	FY24: -\$77k FY25: -\$76k	(65,000)	(65,000)	-
<b>Total 550</b>	<b>District Admin Support Services</b>		<b>723,917</b>	<b>734,405</b>	<b>10,488</b>

### Human Resources

100.500.553.. 314	Cert - Director	0.50 FTE	66,129	69,138	3,009
100.500.553.. 361	Health/Life Insurance		6,744	6,913	169
100.500.553.. 362	Unemployment Insurance		331	346	15
100.500.553.. 363	Worker's Compensation		661	691	30
100.500.553.. 364	FICA		5,059	5,289	230
100.500.553.. 365	TRS		8,306	8,684	378
100.500.553.. 369	Other Employee Benefits		100	100	-
100.500.553.. 376	TRS On-Behalf		12,412	12,977	565
100.500.553. 410	Professional & Technical Ser	Digital Insurance Services	24,000	24,000	-
100.500.553. 414	Legal	International Legal fees	17,020	17,020	-
100.500.553.. 420	Staff Travel	DEED Training	6,000	6,000	-
100.500.553.. 433	Communications	Phone, Postage	1,000	1,000	-
100.500.553.. 440	Other Purchased Services	Background Checks	3,500	3,500	-
100.500.553.. 450	Supplies/Material/Media		1,000	1,000	-
100.500.553.. 475	Supplies-Technology Related	Recruiting/Hiring/Onboarding/ Personnel Platform	13,250	13,250	-
100.500.553.. 490	Other Expenses		2,000	2,000	-
100.500.553.. 491	Dues & Fees	ASA Membership, Other Job Postings	5,590	5,590	-
<b>Total 553</b>	<b>Human Resources</b>		<b>173,102</b>	<b>177,498</b>	<b>4,396</b>

### Operations & Maintenance

100.500.600.. 325	NonCert-Maint/Custodial	0.00 FTE	-	-	-
100.500.600.. 329	Substitutes	Temp workers	10,000	10,000	-
100.500.600.. 361	Health/Life Insurance		-	-	-
100.500.600.. 362	Unemployment Insurance		50	50	-
100.500.600.. 363	Worker's Compensation		100	100	-
100.500.600.. 364	FICA		765	765	-
100.500.600.. 366	PERS		-	-	-
100.500.600.. 377	PERS On Behalf		-	-	-

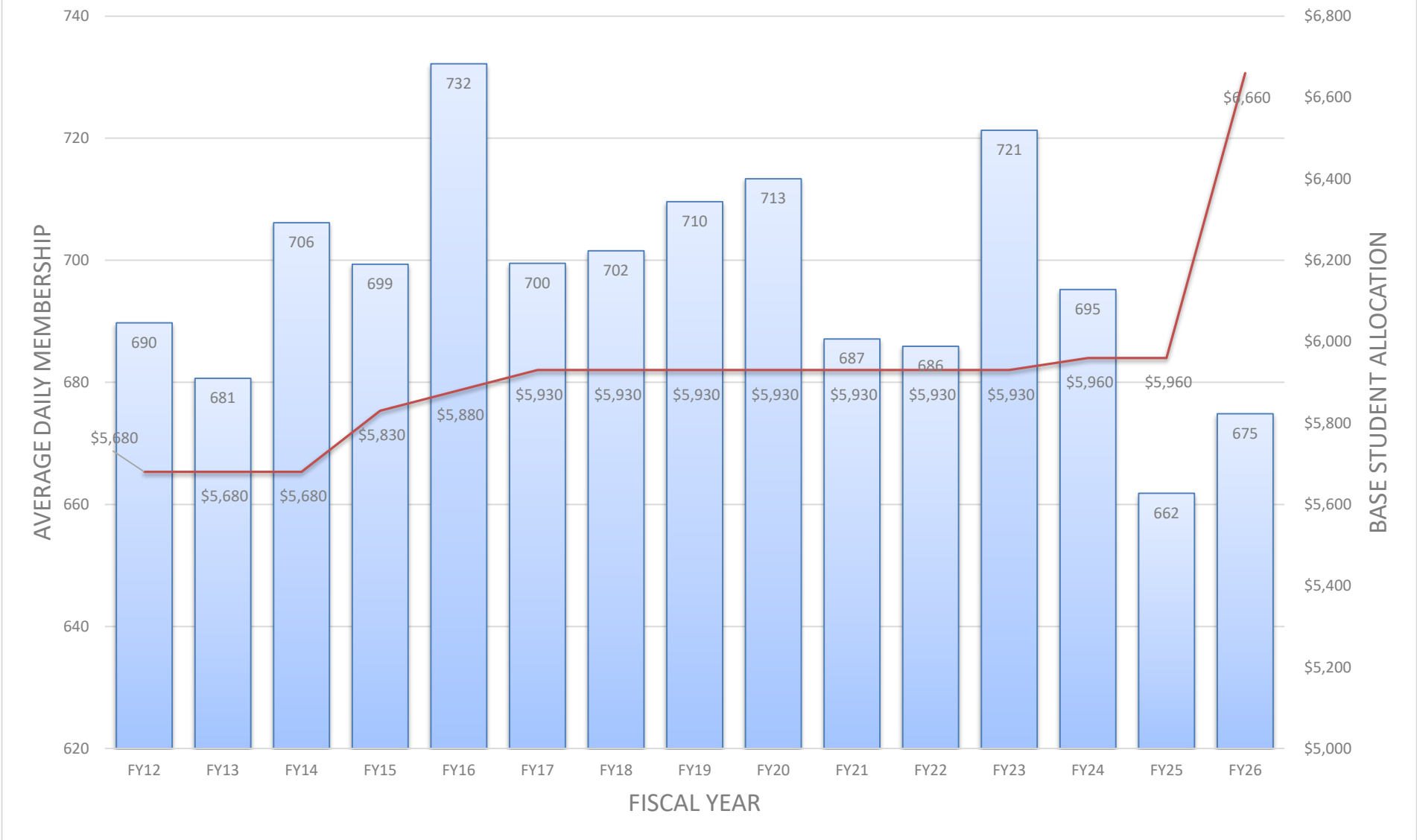
Districtwide Dept. Account Code	Description	Comments	FY2026 Budget Revision #1	FY2027 Budget	\$ Change
100.500.600.. 369	Other Benefits		-	-	-
100.500.600.. 410	Professional & Technical Services		-	-	-
100.500.600.. 420	Staff Travel		-	-	-
100.500.600.. 431	Water & Sewage	Annual Septic Cleanout	12,650	12,650	-
100.500.600. 432	Garbage		11,000	11,000	-
100.500.600.. 433	Communications		600	600	-
100.500.600.. 435	Fuel for Heat	Budgeted at sites	-	-	-
100.500.600.. 436	Electricity	FY23: \$70k FY24: \$61k FY25: \$62k	63,000	63,000	-
100.500.600.. 440	Other Purchased Services		1,580,288	1,580,288	-
100.500.600.. 443	Purchase Vehicle Maint	Vehicle Registrations	5,000	5,000	-
100.500.600.. 446	Property Insurance	10% increase	320,828	352,910	32,083
100.500.600.. 450	Supplies/Material/Media		13,000	13,000	-
100.500.600.. 453	Custodial Supplies		10,000	10,000	-
100.500.600.. 458	Gas & Oil		23,000	23,000	-
100.500.600.. 490	Other Expenses		14,000	14,000	-
<b>Total 600</b>	<b>Operations &amp; Maintenance</b>		<b>2,064,280</b>	<b>2,096,363</b>	<b>32,083</b>
<b>Transfer of Funds</b>					
100.000.900.. 552	Food Service		215,000	215,000	-
100.000.900. 553	Pupil Transportation		50,000	50,000	-
100.000.900.. 554	CIP Fund	CIP major maintenance	-	-	-
100.000.900.. 555	Nome-Beltz Apartments		-	-	-
<b>Total 900</b>	<b>Transfer of Funds</b>		<b>265,000</b>	<b>265,000</b>	<b>-</b>
<b>Total 100</b>	<b>General Operating Fund</b>		<b>\$ 7,640,268</b>	<b>\$ 7,833,769</b>	<b>\$ 193,501</b>
<b>Total</b>	<b>District Wide</b>		<b>\$ 7,640,268</b>	<b>\$ 7,833,769</b>	<b>\$ 193,501</b>

NOME PUBLIC SCHOOLS  
Balance Sheet - Governmental Funds  
School Operating Fund

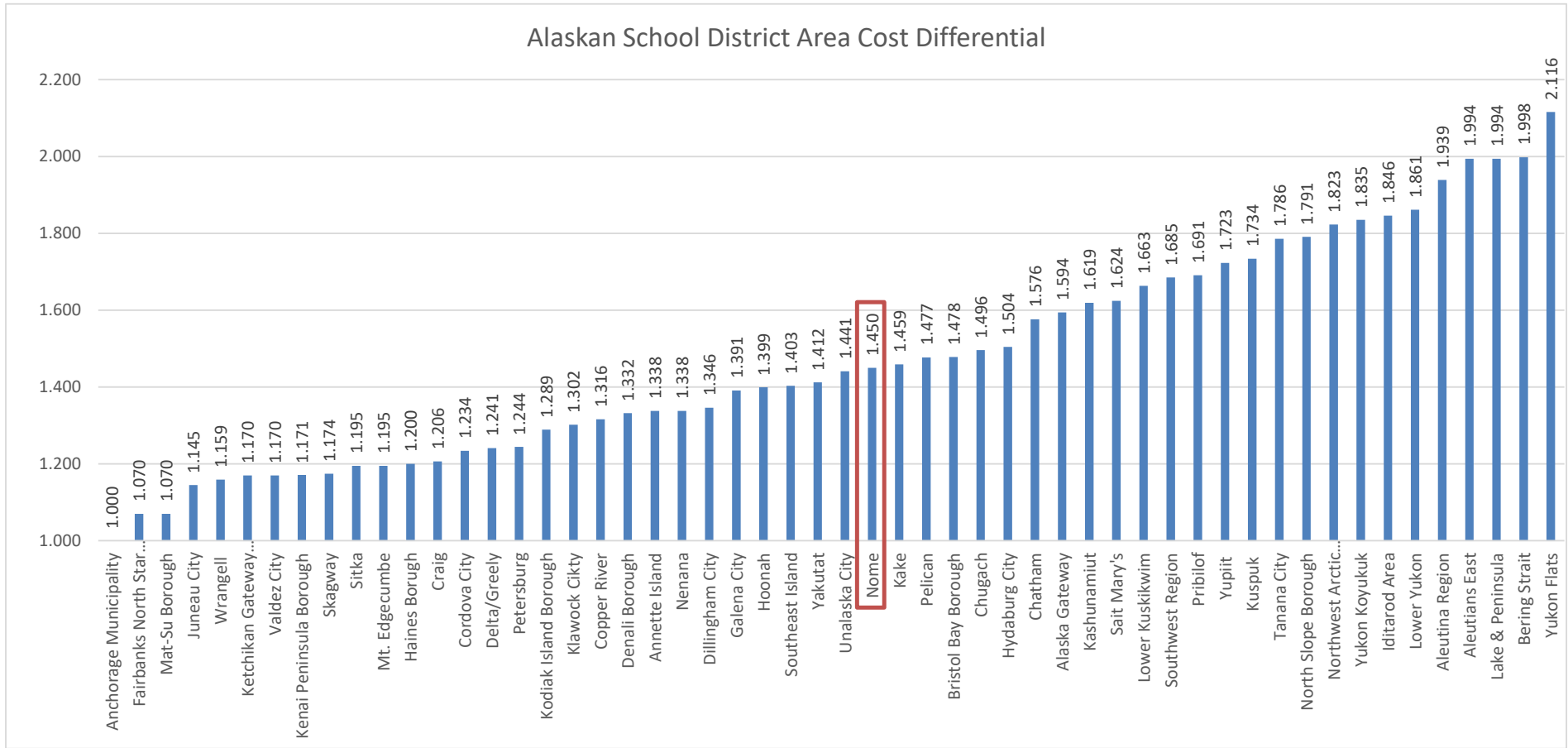
	Year-Ended June 30, 2023	Year-Ended June 30, 2024	Year-Ended June 30, 2025	Estimated Year-Ended June 30, 2026	Estimated Year-Ended June 30, 2027
<b>Assets</b>					
Assets:					
Cash and investments	\$ 8,430,744	\$ 6,913,210	\$ 9,341,415	\$ 8,918,990	\$ 8,433,131
Accounts receivable	803,414	580,144	712,825	611,444	611,444
Lease receivable	221,280	-	871,870	-	-
Due from other funds	1,318,137	1,298,835	1,209,422	750,000	750,000
Due from gaming	-	-	-	-	-
Inventories	111,756	89,705	71,573	65,000	65,000
Prepaid items	309,799	820,009	769,713	800,000	800,000
Total assets	<b>\$ 11,195,130</b>	<b>\$ 9,701,903</b>	<b>\$ 12,976,818</b>	<b>\$ 11,145,434</b>	<b>\$ 10,659,575</b>
<b>Liabilities and Fund Balances</b>					
Liabilities:					
Accounts payable	\$ 683,116	\$ 249,864	\$ 492,011	\$ 300,000	\$ 300,000
Accrued payroll liabilities	612,277	625,059	691,246	600,000	600,000
Unearned revenue	18,640	19,596	19,596	18,640	19,000
Due to other funds	6,604,359	6,654,625	8,526,865	8,275,489	8,275,129
Due to student activities	-	-	-	-	-
Total liabilities	7,918,392	7,549,144	9,729,718	9,194,129	9,194,129
Deferred inflows of resources:					
Leases	216,931	-	871,870	-	-
Total liabilities and deferred inflows of resources	8,135,323	7,549,144	10,601,588	9,194,129	9,194,129
Fund balances:					
Nonspendable	421,555	909,714	841,286	866,500	866,500
Restricted	-	-	-	-	-
Committed	-	-	-	-	-
Unassigned	2,638,252	1,243,045	1,533,944	1,084,805	598,946
Total fund balances	3,059,807	2,152,759	2,375,230	1,951,305	1,465,446
Total liabilities and fund balances	<b>\$ 11,195,130</b>	<b>\$ 9,701,903</b>	<b>\$ 12,976,818</b>	<b>\$ 11,145,434</b>	<b>\$ 10,659,575</b>

Note: FY26 & FY27 data depends on timing of when bills are paid and when revenues are received. In addition, the monies flowing through the special revenue funds are recorded in the financials in the General Fund cash account with offsetting transaction in Due to other funds liability account.

### Average Daily Membership (ADM) & Base Student Allocation (BSA) 15 Year History



### Alaskan School District Area Cost Differential

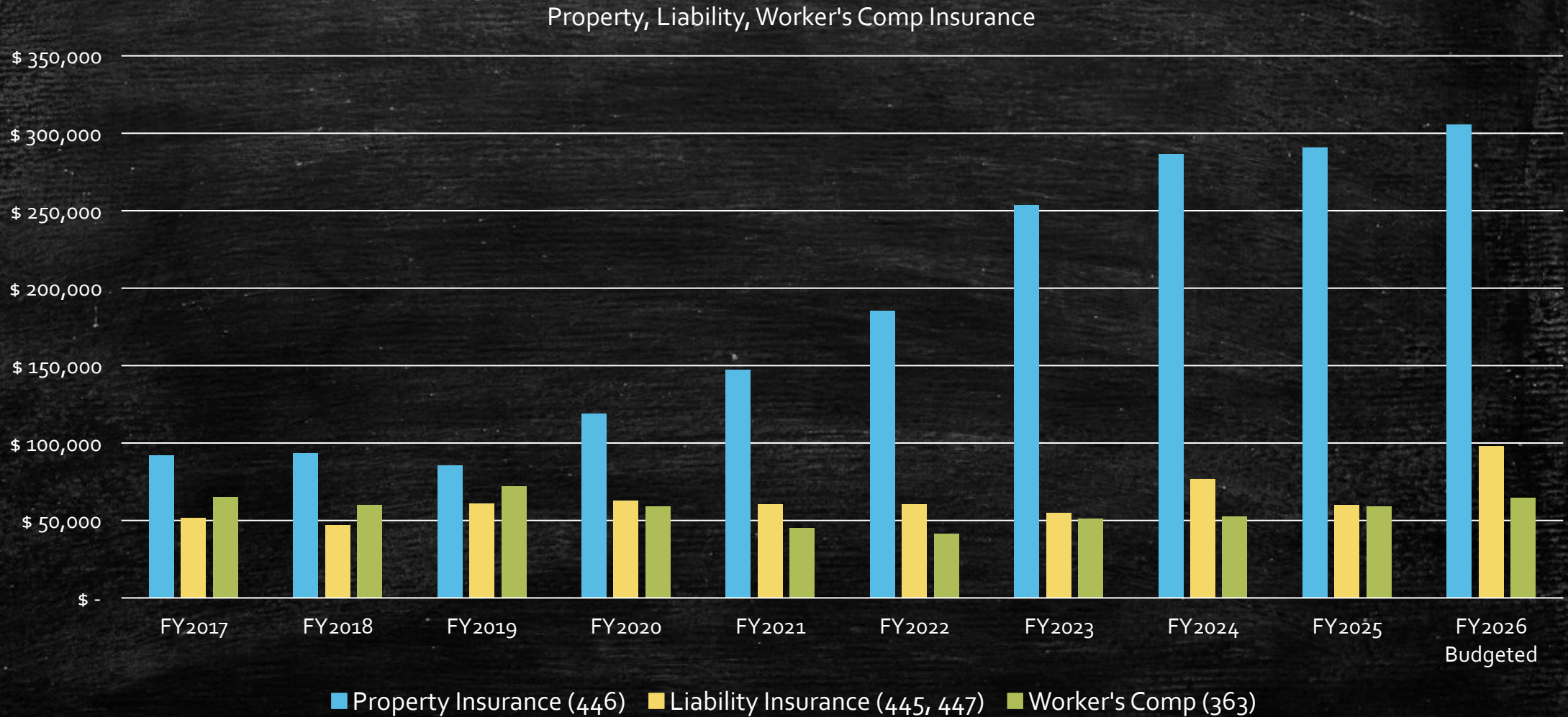


# General Operating Fund

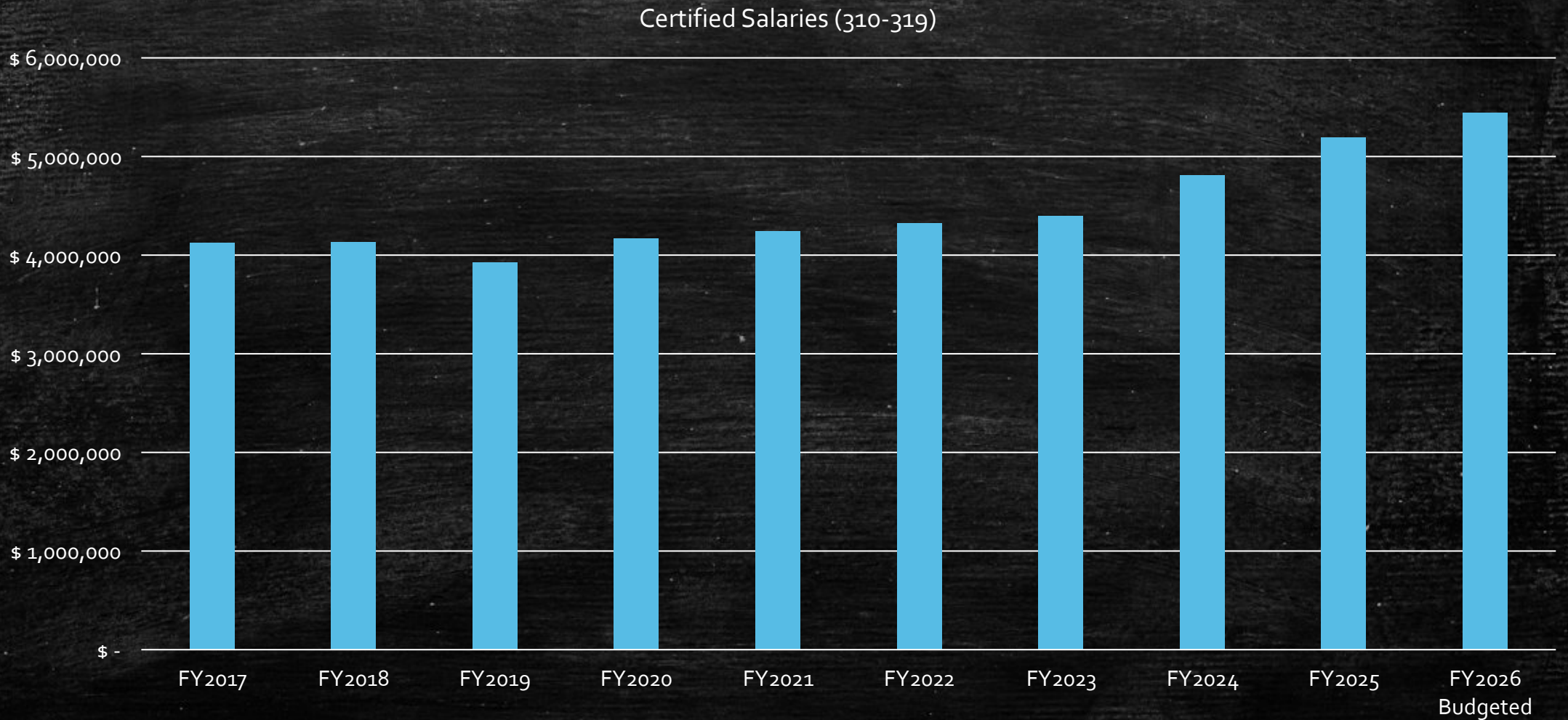
---

Historical Costs

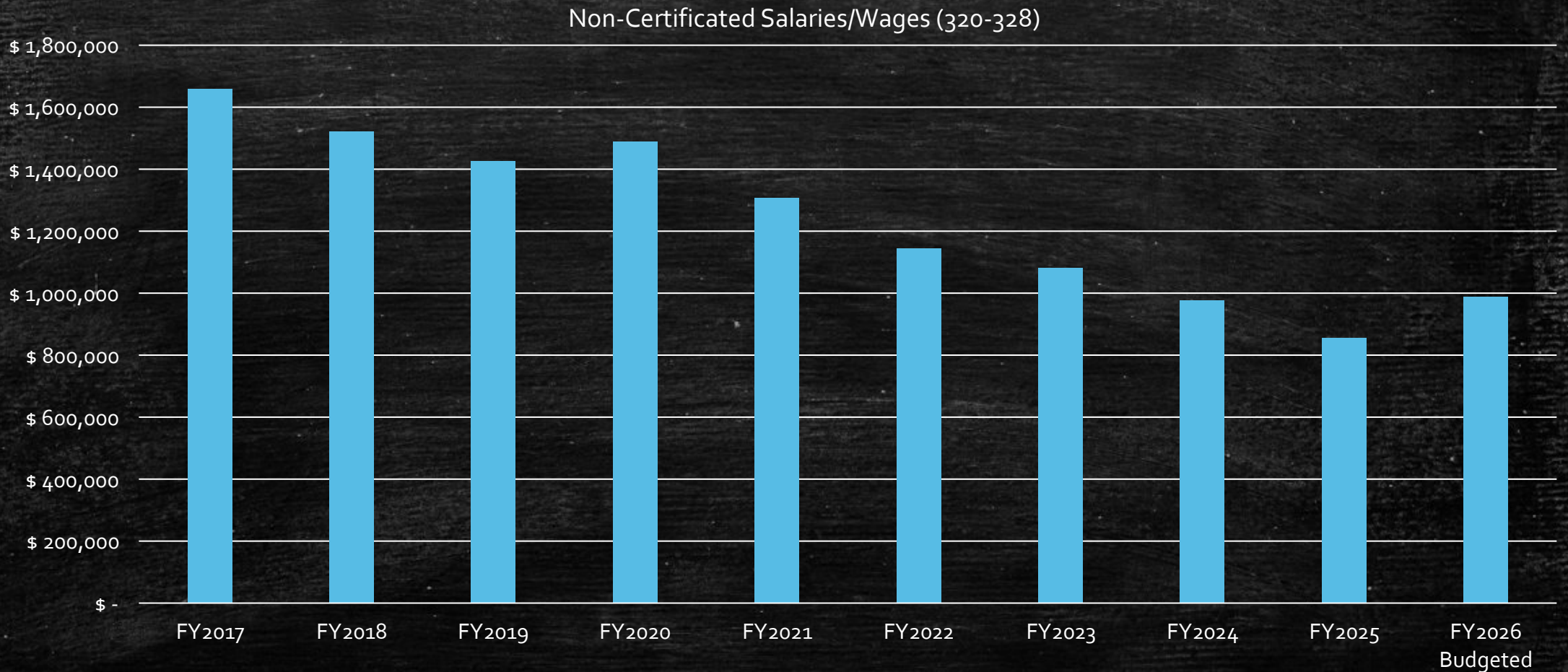
# Liability Insurance (Historical Costs)



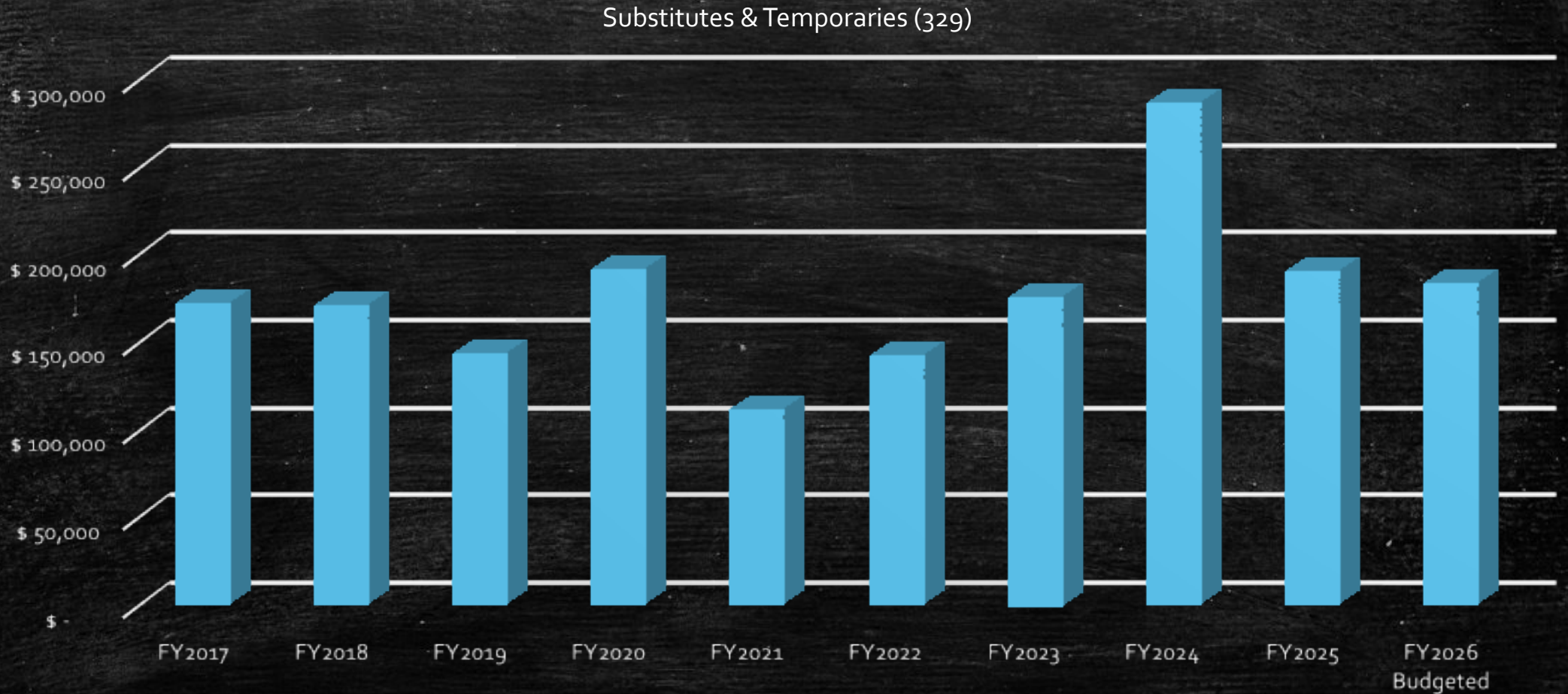
# Certified Salaries (Historical Costs)



# Non-Certified Salaries (Historical Costs)



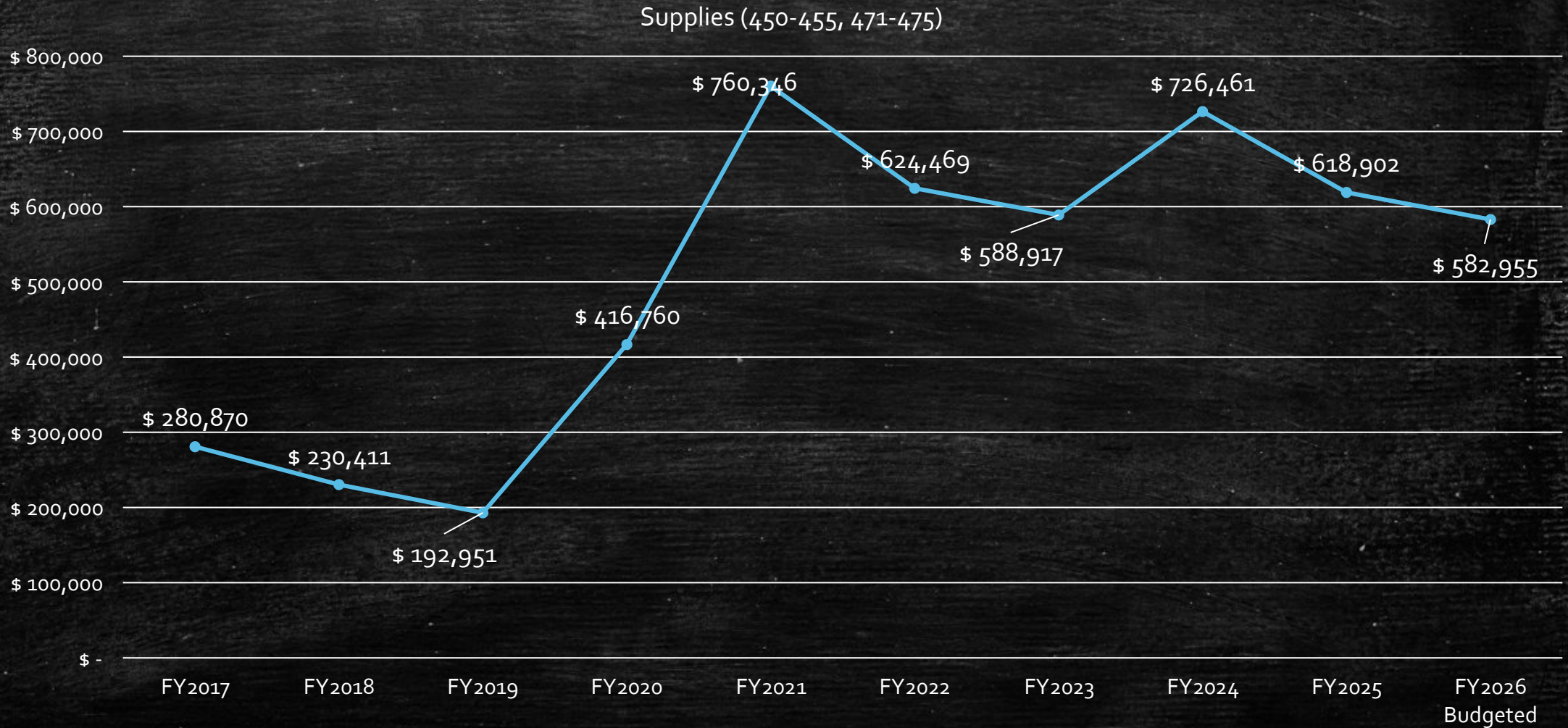
# Substitutes & Temporary Employee Wages (Historical Costs)



# Health Insurance (Historical Costs)

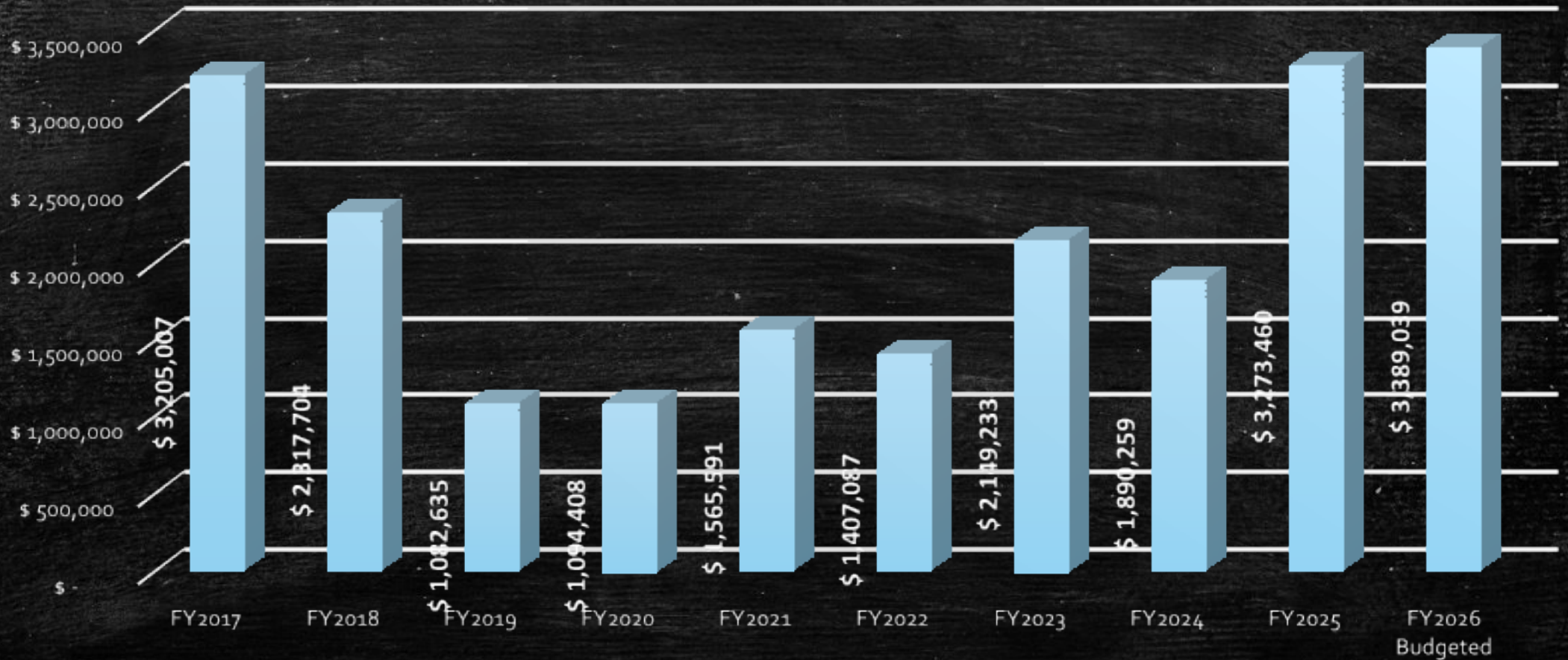


# Supplies (Historical Costs)

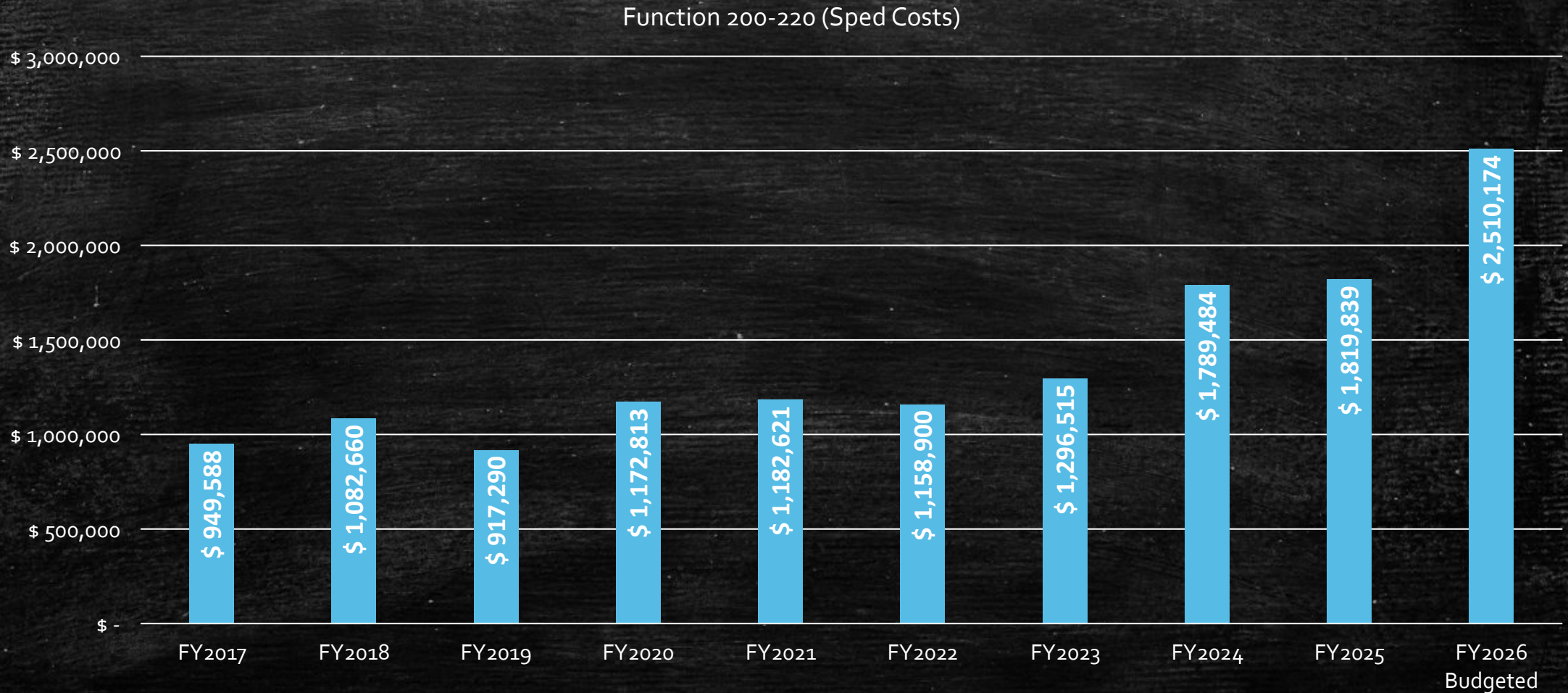


# Technology (Historical Costs)

Function 351 (Tech Costs)



# Special Education (Historical Costs)



# Pledge of Allegiance

Allegiance

(I promise)

Kamaksriḷḡmik akiqsruutmik

(to give)

to the flag

(of our land)

aituḡaa illalitaa nunapta

United States of America.

(here)

and to

(to) the republic

Ittuaq taavrumuḡa nunamun

one

nation

under

God

atausiq nuna ataani Agaiyutim

indivisible

with liberty

avgutaulḡuituaq pituiqsimaḷiq

and justice

for all

atisipḷuni illuqnaitnun.



## *Our Mission*

We inspire and empower students to be culturally grounded responsible citizens who are deeply connected to our community and world.

## *Our Vision*

Together, strong in identity, purpose, potential

## *Board and Superintendent Guiding Principles*

- ◆ Works to ensure academic success for all students
- ◆ Works to promote positive community partnerships
- ◆ Provides leadership and support to ensure reading proficiency by 3rd Grade
- ◆ Supports the recruitment and retention of effective staff

## *Board and Superintendent Goals*

- ◆ Provide the resources for the development and adoption of curriculum as per Board Policy (BP 6141).
- ◆ Support the integration of a student's culture in the curriculum within the context of the community through implementation of the Alaska standards for culturally responsive schools.
- ◆ Work to ensure all students feel connected to their peers and the adults in their schools by improving school climate.

## **Public Comment Statement**

The Board of Education welcomes community member input during meetings about issues on or not on the agenda. The Board is not able to respond directly to you during Public Comment; the Board may decide at the end of the meeting during Board Member Comment to discuss your topic at a work session, regular meeting, or direct the Superintendent to look into a situation further.

The Board may not speak about subjects that are protected by legal confidentiality such as specific student discipline issues or personnel issues that could disparage or slander district employees.

The general guideline is approximately three minutes per speaker; however, additional time is allowable if needed. When you speak to the Board, please state your first and last name for the record.

## SCHOOL BOARD COMMUNICATION

**Title: Approval of Student Disciplinary Action**

**Date: 1/27/26**

**Administrator: Jamie Burgess, Superintendent**

**Attachments:**

**Action Needed**    **For Discussion**    **Information**    **Other**

## BACKGROUND INFORMATION

Per BP/AR 5144.1 – Suspension & Expulsion, the Board of Education is the body with the authority to expel a student. Due process has been provided to the student with regards to their right for a hearing. Per Alaska Statute, possession of a firearm on school grounds or at a school event must result in an expulsion for a period of no less than one calendar year.

The Board may also set out readmission procedures if they so choose. These procedures are to be provided in accordance with AR 5144.1. The Superintendent will provide a written notice of the decision of the Board to the parents/guardians of the student.

## ADMINISTRATIVE RECOMMENDATION

The administration recommends approval of the Principal's recommendation for expulsion until \_\_\_\_\_.

**Sample Motion: I move to approve the Principal's recommendation for expulsion until \_\_\_\_\_.**