



Robbinsdale Area Schools School Board Meeting Agenda

Monday, December 5, 2016 at 6:05 PM

Truth in Taxation Hearing

Education Service Center Boardroom, 4148 Winnetka Avenue North,
New Hope, Minnesota

1. Call to Order and Roll Call
Presenter: Chair Green
2. Acceptance of Agenda (*Action*)
Presenter: Chair Green
3. Special Order of Business
 - A. Truth in Taxation Hearing 2
Presenter: Christopher Onyango-Robshaw
4. Public Input
Presenter: Chair Green
 - A. Chair Green will state purpose of public Input
Presenter: Chair Green
 - B. Chair Green will invite all who wish to speak
Presenter: Chair Green
5. Set Truth in Taxation Continuance, if necessary, to December 19, 2016 at 6:05 p.m.
(*Action*)
Presenter: Chair Green
6. Adjournment - (*Action*)
Presenter: Chair Green



ROBBINSDALE

Area Schools

Individual focus. Infinite potential.

TO: Members of the School Board
Carlton Jenkins, Superintendent

FROM: Christopher Onyango-Robshaw, Fiscal Operations Director

DATE: November 30, 2016

RE: Levy Certification for Taxes Payable 2017

RECOMMENDATION:

It is recommended that the School Board allow public comment to the Pay 2017 levy.

DISCUSSION:

The School District will allow the public to comment on the proposed 2017 tax levy. During the public hearing meeting, we also discuss the district's current year budget. The final certified levy for taxes payable in 2017 is a decrease of \$540,392 or 0.93% from the prior year levy. The board is scheduled to take action on the levy at the December 19, 2016 meeting.

QUESTIONS:

For questions please contact Christopher Onyango-Robshaw at 763-504-8042 or C_Onyango-robshaw@rdale.org

ISD 281:Robbinsdale Area Schools

Truth in Taxation

December 5, 2016

Christopher Onyango-Robshaw

Agenda

- ▶ School district accounting
- ▶ Current Year budget
- ▶ Pay 2017 Levy
- ▶ Public Comment

Levy & Budgeting Calendar

- ▶ June-July: District provides data to MN Dept. Of Education
- ▶ August: Set date and location of levy hearing
- ▶ September 26, 2016: School Board certified proposed levy
- ▶ November 2016: County mailed levy notices
- ▶ December 5, 2016: Public hearing proposed levy
- ▶ December 19, 2016: School Board certifies final levy
- ▶ December 19, 2016: School Board action on FY 2018 budgeting framework
- ▶ June 2017: School Board action on FY 2018 final budget

District Accounting Process

Our school district is required to use a “Fund Accounting” system, thus we account for our revenues and expenditures using seven separate funds:

- ▶ General Fund *
- ▶ Food Service Fund (Child Nutrition)
- ▶ Community Service Fund *
- ▶ Building Construction Fund
- ▶ Debt Service Fund *
- ▶ Internal Service Fund
- ▶ Other Post Employment Benefits (OPEB) fund

District Revenues

- ▶ Derived primarily from state aid and property taxes
- ▶ Highly dependent on students served
 - ▶ State Aid
 - ▶ Property taxes
- ▶ School board has limited authority to affect funding levels



District Expenditures

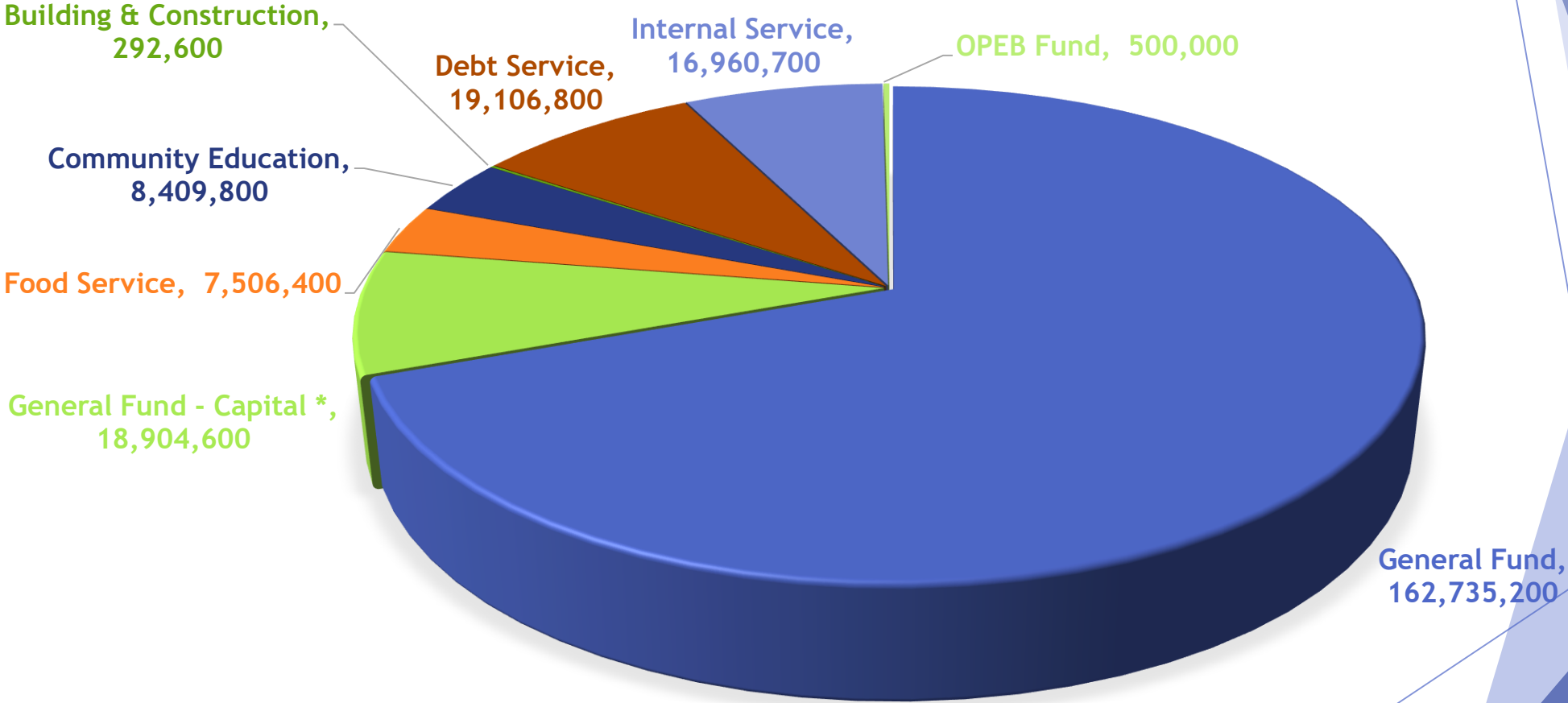
- ▶ Primarily composed on wages and benefits of staff
- ▶ Supplies for Students
 - ▶ Chrome books
 - ▶ Workbooks, testing kits
 - ▶ Food products
- ▶ Services
 - ▶ Building maintenance
 - ▶ Pupil transportation
 - ▶ Staff development

Fiscal Year 2016-17 Budget

	Revenues	Expenditures
General Fund	162,735,200	163,907,700
General Fund - Capital *	18,904,600	18,546,300
Food Service	7,506,400	7,309,700
Community Education	8,409,800	8,593,400
Building & Construction	292,600	39,329,800
Debt Service	19,106,800	27,879,900
Internal Service	16,960,700	16,087,600
OPEB Fund	500,000	590,000

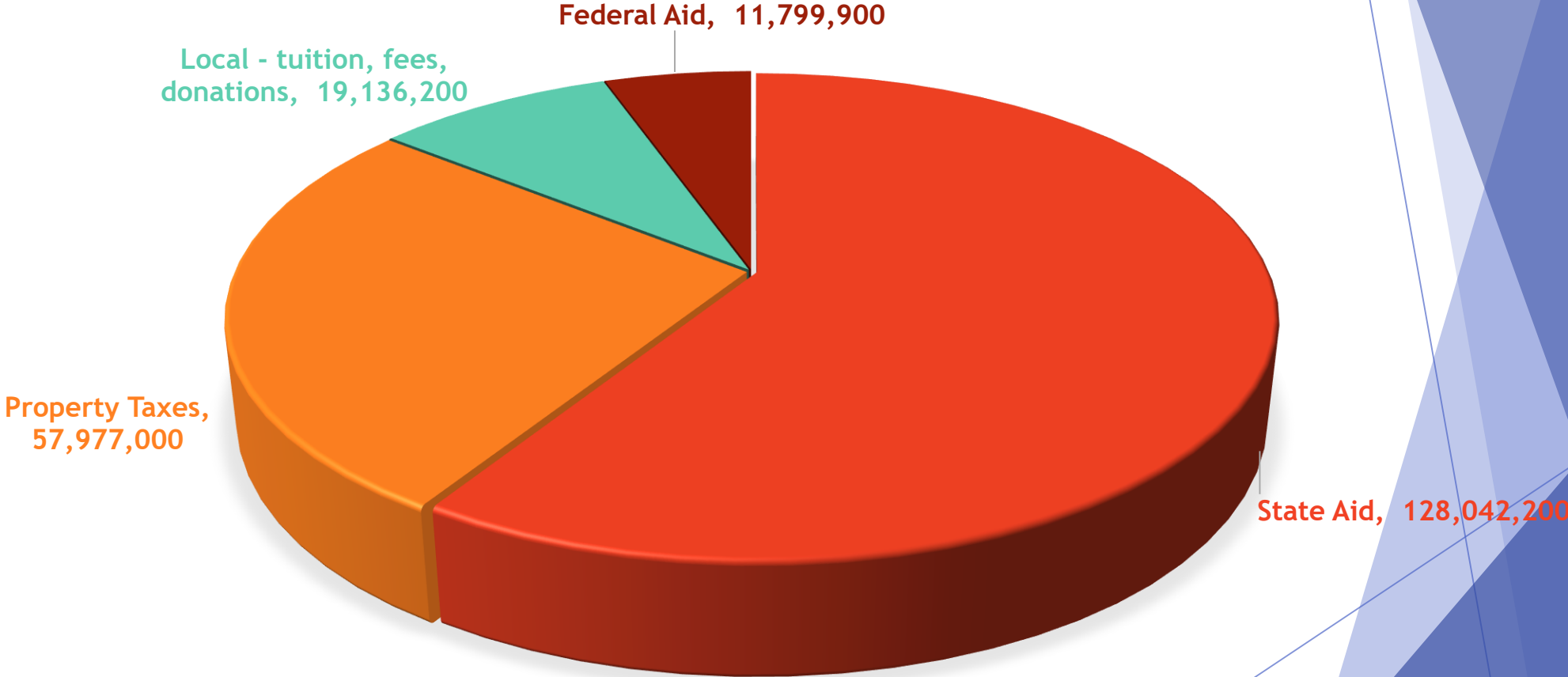
* - Included in the General Fund for reporting purposes

FY 2017 Revenues by Fund

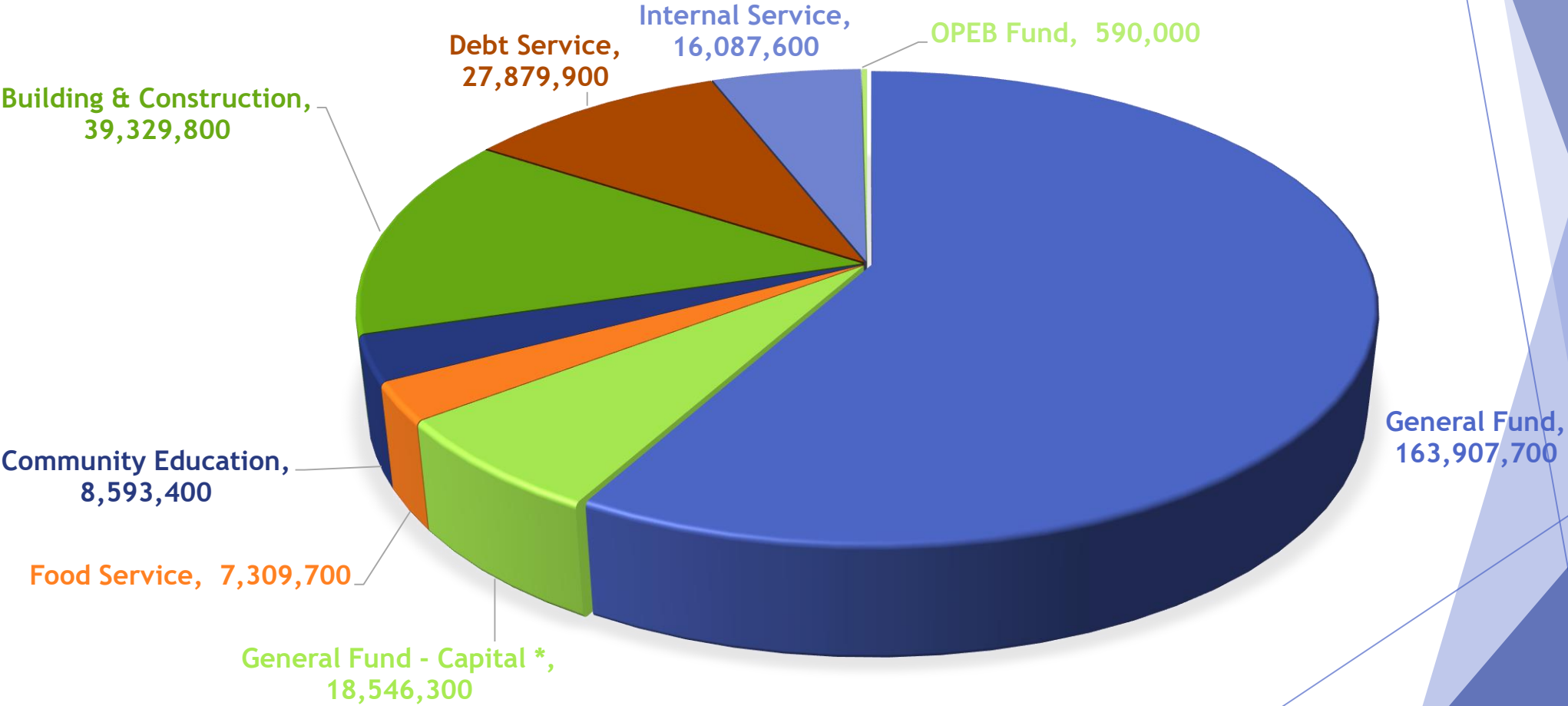


10

FY 2017 Revenues by Source



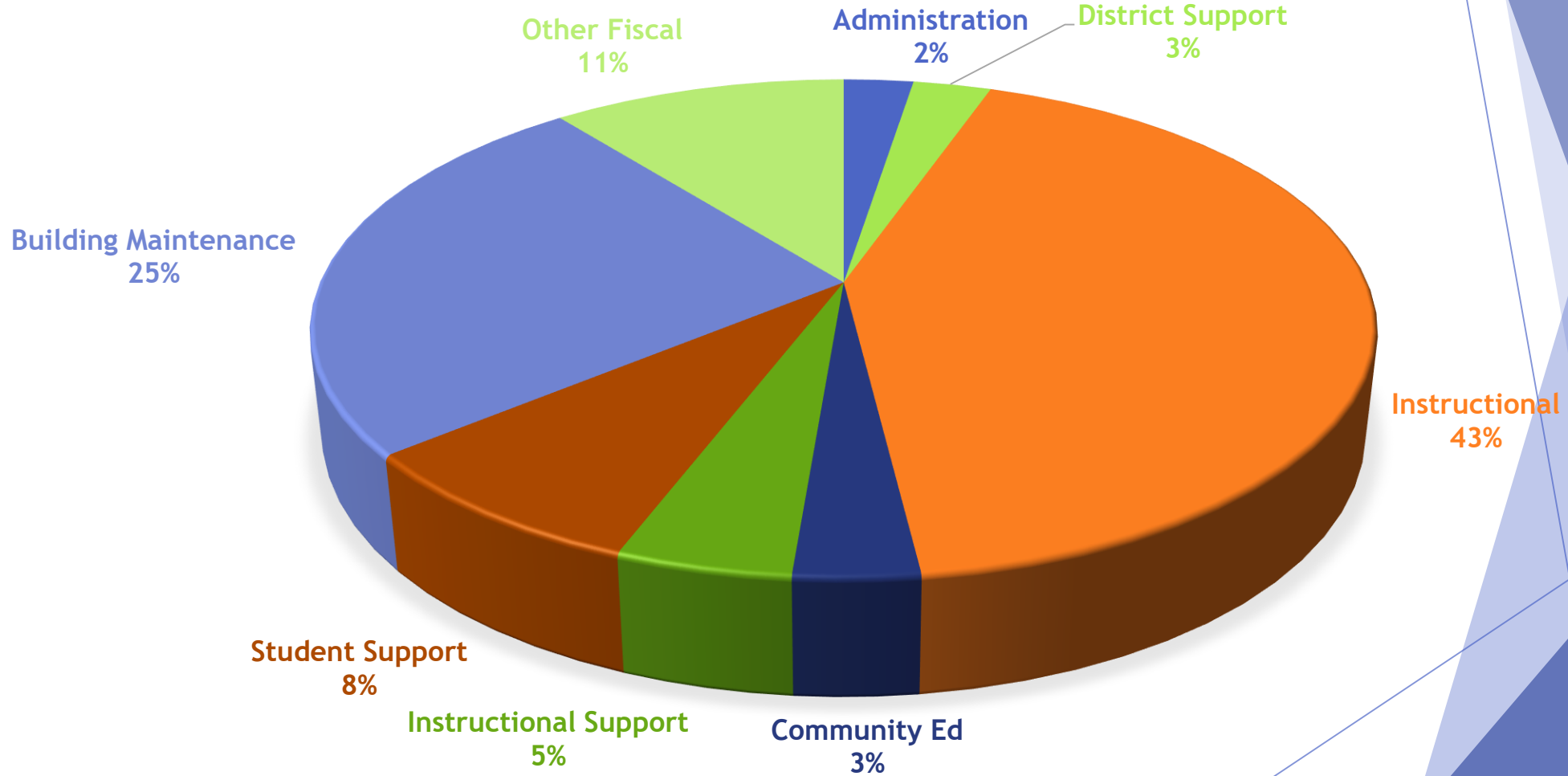
FY 2017 Expenditures by Fund



12

10

FY 2017 Expenditures by Program



District Accounting Process

District 281 property tax levies include

- ▶ Voter approved levies
 - ▶ Operating referendum, capital projects, debt servicing for building bond issues
- ▶ Legislative levies
 - ▶ Expenditures or levy limits in categories authorized by the legislature

Pay 2017 Levy

	Proposed \$ Amount	% of Total
General Fund	28,837,240	50.00%
General Fund - Capital Expenditures *	6,928,709	12.01%
Community Education Fund	1,849,287	3.21%
Debt Service Fund	20,059,743	34.78%
Total	<u>57,674,979</u>	<u>100%</u>

* - Included in the General Fund for reporting purposes

Pay 2016 & 2017 Levy Comparison

	Pay 2016 Levy	Pay 2017 Levy	\$ Change
General Fund	30,123,218	28,837,240	(1,285,978)
Capital Expenditures *	7,454,754	6,928,709	(526,045)
Community Education Fund	1,734,090	1,849,287	115,197
Debt Service Fund	18,903,309	20,059,743	1,156,434
Total	<u>58,215,371</u>	<u>57,674,979</u>	<u>(540,392)</u>

* - Included in the General Fund for reporting purposes

Major Changes

- ▶ Prior year adjustments for enrollment
 - ▶ Fiscal years 2014-2017 referendum decrease of \$687,826
 - ▶ Fiscal years 2014-2017 equity revenue decrease of \$398,765

Residential Homestead (School Tax Examples)
Assume no change to Market Value

Taxes Payable 2016			Taxes Payable 2017				
Tax Capacity Rate		33.85%	Tax Capacity Rate		31.55%		
Ref Market Value Rate		0.282%	Ref Market Value Rate		0.249%		
Market Value	Tax Capacity	Total Tax	Market Value	Tax Capacity	Total Tax	\$ Tax Change	% Tax Change
\$ 76,000	\$ 760	\$ 471.90	\$ 76,000	\$ 760	\$ 429.32	\$ (42.58)	-9.02%
\$ 100,000	\$ 1,000	\$ 620.92	\$ 100,000	\$ 1,000	\$ 564.90	\$ (56.02)	-9.02%
\$ 150,000	\$ 1,500	\$ 931.38	\$ 150,000	\$ 1,500	\$ 847.35	\$ (84.03)	-9.02%
\$ 195,000	\$ 1,950	\$ 1,210.79	\$ 195,000	\$ 1,950	\$ 1,101.55	\$ (109.24)	-9.02%
\$ 200,000	\$ 2,000	\$ 1,241.84	\$ 200,000	\$ 2,000	\$ 1,129.80	\$ (112.04)	-9.02%
\$ 500,000	\$ 5,000	\$ 3,104.60	\$ 500,000	\$ 5,000	\$ 2,824.49	\$ (280.11)	-9.02%

Residential Homestead (School Tax Examples)
Assume 6.50% increase in Market Value

Taxes Payable 2016			Taxes Payable 2017				
Tax Capacity Rate		33.85%	Tax Capacity Rate		31.55%		
Ref Market Value Rate		0.282%	Ref Market Value Rate		0.249%		
Market Value	Tax Capacity	Total Tax	Market Value	Tax Capacity	Total Tax	\$ Tax Change	% Tax Change
\$ 76,000	\$ 760	\$ 471.90	\$ 80,940	\$ 809	\$ 457.23	\$ (14.67)	-3.11%
\$ 100,000	\$ 1,000	\$ 620.92	\$ 106,500	\$ 1,065	\$ 601.62	\$ (19.30)	-3.11%
\$ 150,000	\$ 1,500	\$ 931.38	\$ 159,750	\$ 1,598	\$ 902.42	\$ (28.95)	-3.11%
\$ 195,000	\$ 1,950	\$ 1,210.79	\$ 207,675	\$ 2,077	\$ 1,173.15	\$ (37.64)	-3.11%
\$ 200,000	\$ 2,000	\$ 1,241.84	\$ 213,000	\$ 2,130	\$ 1,203.23	\$ (38.61)	-3.11%
\$ 500,000	\$ 5,000	\$ 3,104.60	\$ 532,500	\$ 5,406	\$ 3,033.71	\$ (70.88)	-2.28%

Individual Tax Statement

Other factors affecting an individual's property tax statement include:

- ▶ Increase or decrease in assessed property valuation
- ▶ Other taxing entity levies (city, county, & parks board)

Recommendation for School Board Action on December 19, 2016

- ▶ Certify the Pay 2017 Levy for \$57,674,978.98

Public Comment

22

20

