



Robbinsdale Area Schools School Board Meeting Agenda

Monday, December 1, 2014 at 6:05 PM

Truth in Taxation Hearing

Education Service Center Boardroom, 4148 Winnetka Avenue North,
New Hope, Minnesota

1. Call to Order and Roll Call
Presenter: Chair Tyrrell
2. Acceptance of Agenda (*Action*)
Presenter: Chair Tyrrell
3. Special Order of Business
 - A. Truth in Taxation Hearing 2
Presenter: Jeff Priess
4. Public Input
Presenter: Chair Tyrrell
 - A. Chair Tyrrell will state purpose of public Input
Presenter: Chair Tyrrell
 - B. Chair Tyrrell will invite all who wish to speak
Presenter: Chair Tyrrell
5. Set Truth in Taxation Continuance, if necessary, to December 15, 2014 at 6:00 p.m.
(*Action*)
Presenter: Chair Tyrrell
6. Adjournment - (*Action*)
Presenter: Chair Tyrrell



ROBBINSDALE

Area Schools

Individual focus. Infinite potential.

MEMO

TO: Members of the School Board
Dr. Aldo Sicoli, Superintendent

FROM: Jeff Priess, Executive Director of Business Services

DATE: December 1, 2014

RE: Truth in Taxation Public Hearing

The Truth in Taxation Public Hearing affords the public an opportunity to receive information and provide input on the District's current budget and the proposed levy for taxes payable in 2015. The levy information presented is the Payable 2015 levy that will fund school operations for the 2015-2016 school year.

The total proposed levy for taxes payable in 2015 is \$56,782,094.18 which is an increase of 3.47% from the prior year.

The attached power point provides information on the various levy categories that make up the total levy for the district. All levy categories are either set by state statute or are voter approved.

For questions regarding the Payable 2015 levy, please contact me at 763-504-8037 or jeff_priess@rdale.org

Truth in Taxation Hearing



ROBBINSDALE
Area Schools

Individual focus. Infinite potential.

December 1, 2014



School Districts are required by law to provide information on:

4

- Proposed Property Tax Levy
- Current Budget

Levy Certification Calendar

Taxes Payable 2015 School Year 2015-16

Sep 30, 2014) Deadline for School Board to certify proposed property tax levy

⁵¹ ***Proposed levy approved by School Board on September 22, 2014. Proposed levy was approved at the “maximum” amount.***

“Maximum” amount is the technical term that is used to indicate the Board is approving all of its authorized levies.

Levy Certification Calendar

Taxes Payable 2015 School Year 2015-16

Nov 24, 2014) Deadline for county auditor to prepare notice of proposed property taxes to each taxpayer

o

Nov 25, 2014-

Dec 29, 2014) Districts required to discuss budget, tax levy and adopt final levy amount

The district levies within four (4) funds	PROPOSED 2015 Levy	% of Total
General Fund	\$29,536,139.17	54.93%
Capital Expenditures Fund	\$4,088,176.97	7.60%
Community Education Fund	\$1,718,142.70	3.20%
Debt Service Fund	\$18,426,075.85	34.27%
Total	<u>\$53,768,534.69</u>	<u>100%</u>

Changes from Proposed Levy

School Board approved the sale of General Obligation School Building Refunding Bonds reducing the required Debt Service Levy by: (\$167,303.32)

∞

Decrease in costs for the School Age Child Care program reducing categorical Community Education levy by:
(\$19,667)

Changes from Proposed Levy

Capital Expenditure Fund-

- Adds voter approved technology levy: \$3,500,000

Reduces the Alternative Facilities Levy to reflect costs associated with MDE approved projects: (\$299,470.19)

The district levies within four (4) funds	FINAL 2015 Levy	% of Total
General Fund	\$29,536,139.17	52.01%
Capital Expenditures Fund	\$7,288,706.78	12.84%
Community Education Fund	\$1,698,475.70	2.99%
Debt Service Fund	\$18,258,772.53	32.16%
Total	<u>\$56,782,094.18</u>	<u>100%</u>

Estimated Tax impacts

Final Levy

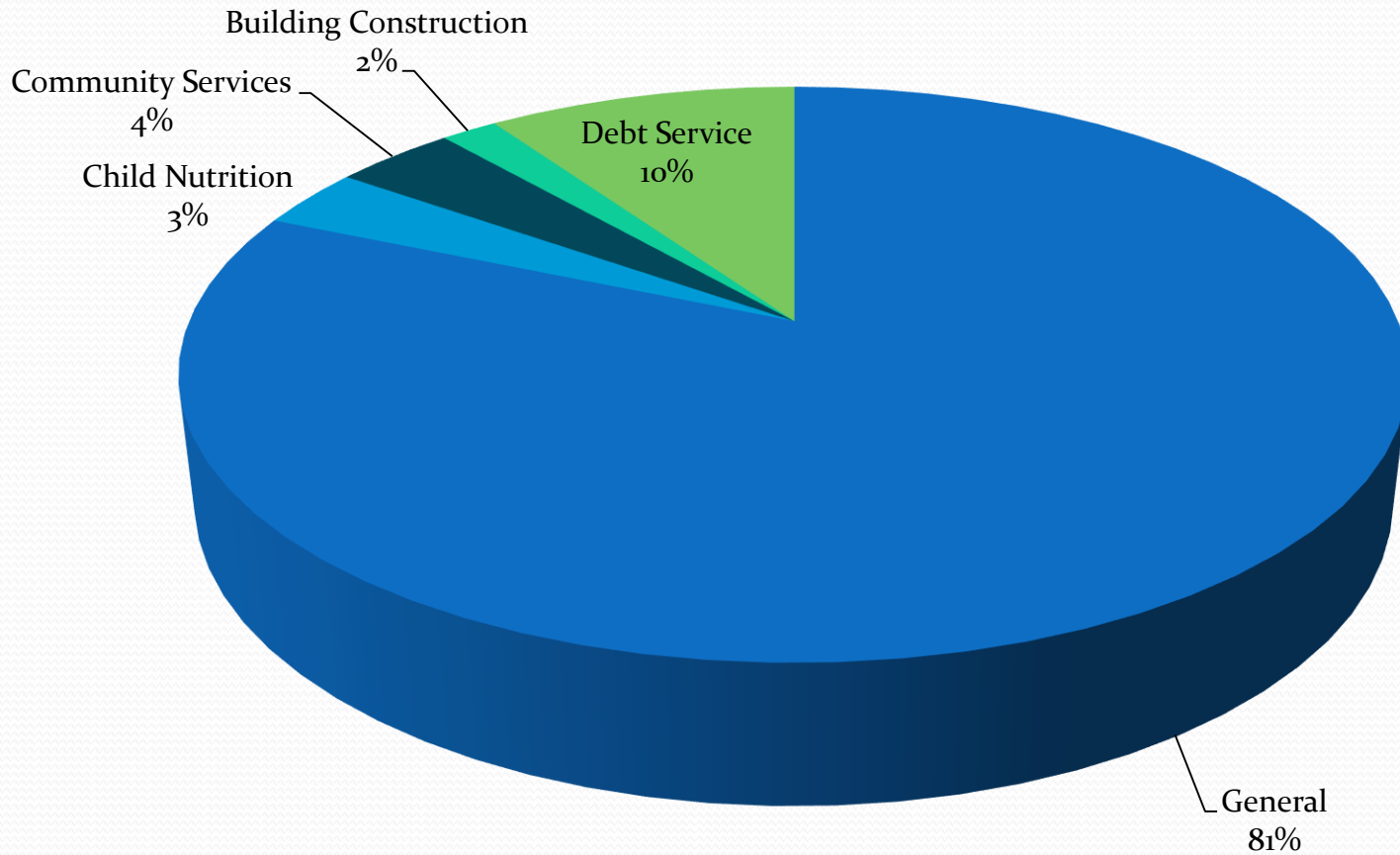
Taxes Payable 2014 and 2015 Residential Homestead School Tax Examples						
Assume 7% increase in Market Value						
Taxes Payable 2014			Taxes Payable 2015			
Tax Capacity Rate	34.78%	Tax Capacity Rate	33.26%			
Ref Market Value Rate	0.30%	Ref Market Value	0.29%			
Market Value	Tax Capacity	Total Tax Amount	Market Value	Tax Capacity	Total Tax Amount	\$ Tax Change
\$76,000	\$760	\$495.32	\$81,320	\$813	\$502.51	\$7.19
\$100,000	\$1,000	\$651.74	\$107,000	\$1,070	\$661.20	\$9.46
\$150,000	\$1,500	\$977.60	\$160,500	\$1,605	\$991.80	\$14.19
\$195,000	\$1,950	\$1,270.89	\$208,650	\$2,087	\$1,289.34	\$18.45
\$200,000	\$2,000	\$1,303.47	\$214,000	\$2,140	\$1,322.40	\$18.93
\$500,000	\$5,000	\$3,258.68	\$535,000	\$5,350	\$3,306.00	\$47.31

Truth in Taxation

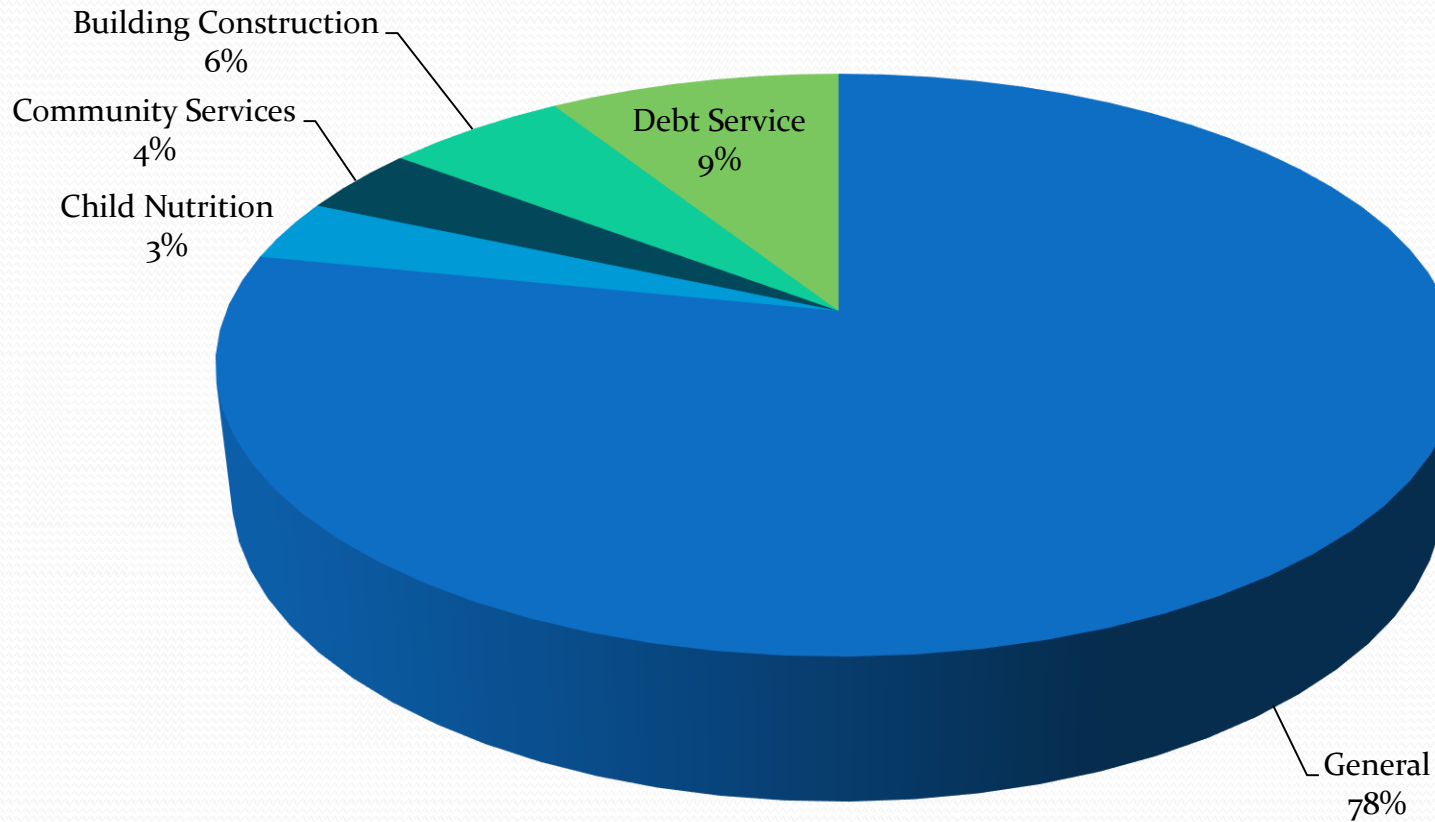
Budget Information

Adopted June, 2014

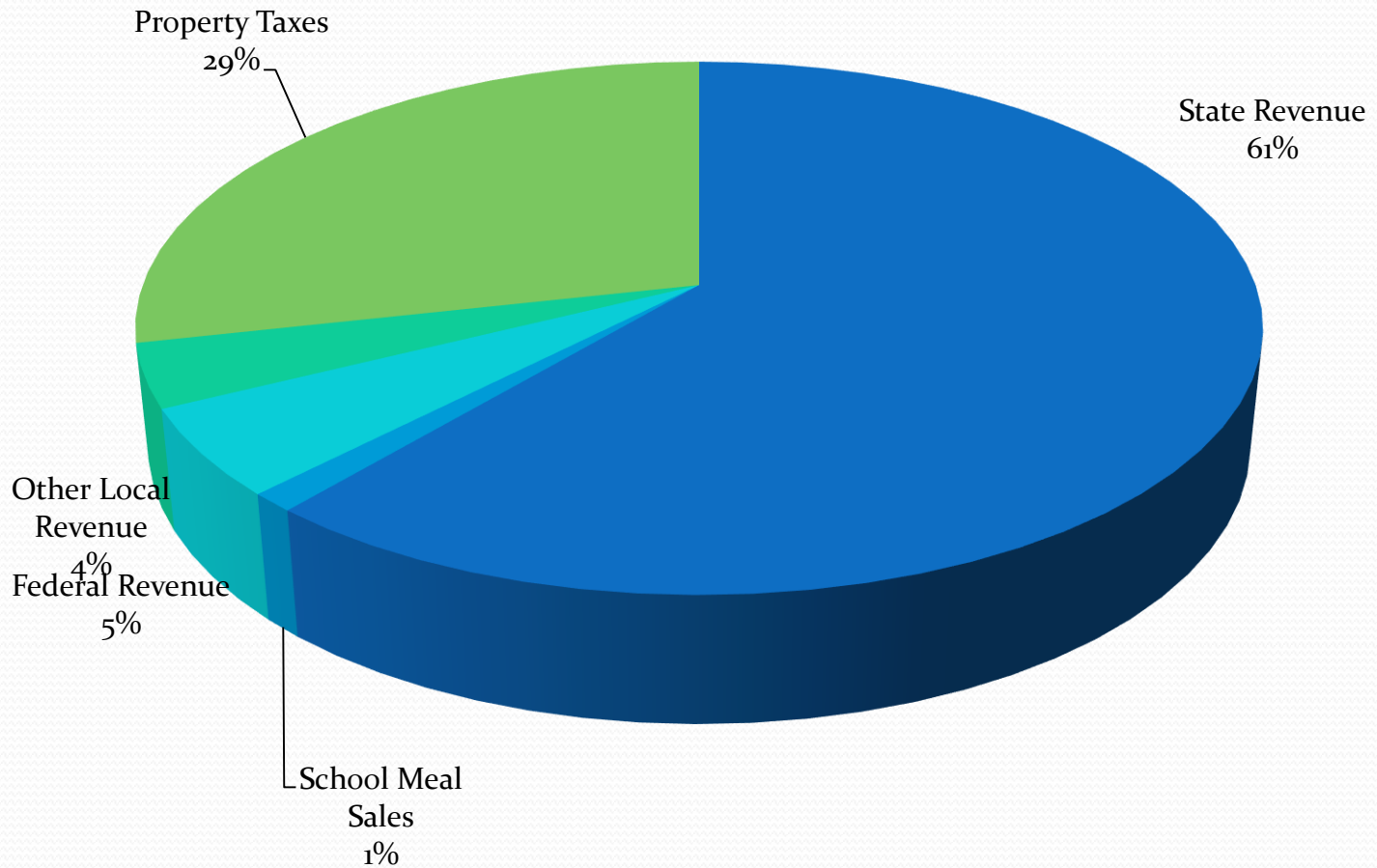
Revenue (\$191.9 Million) by Fund - FY15



Expenditures (\$200.5 Million) by Fund - FY15

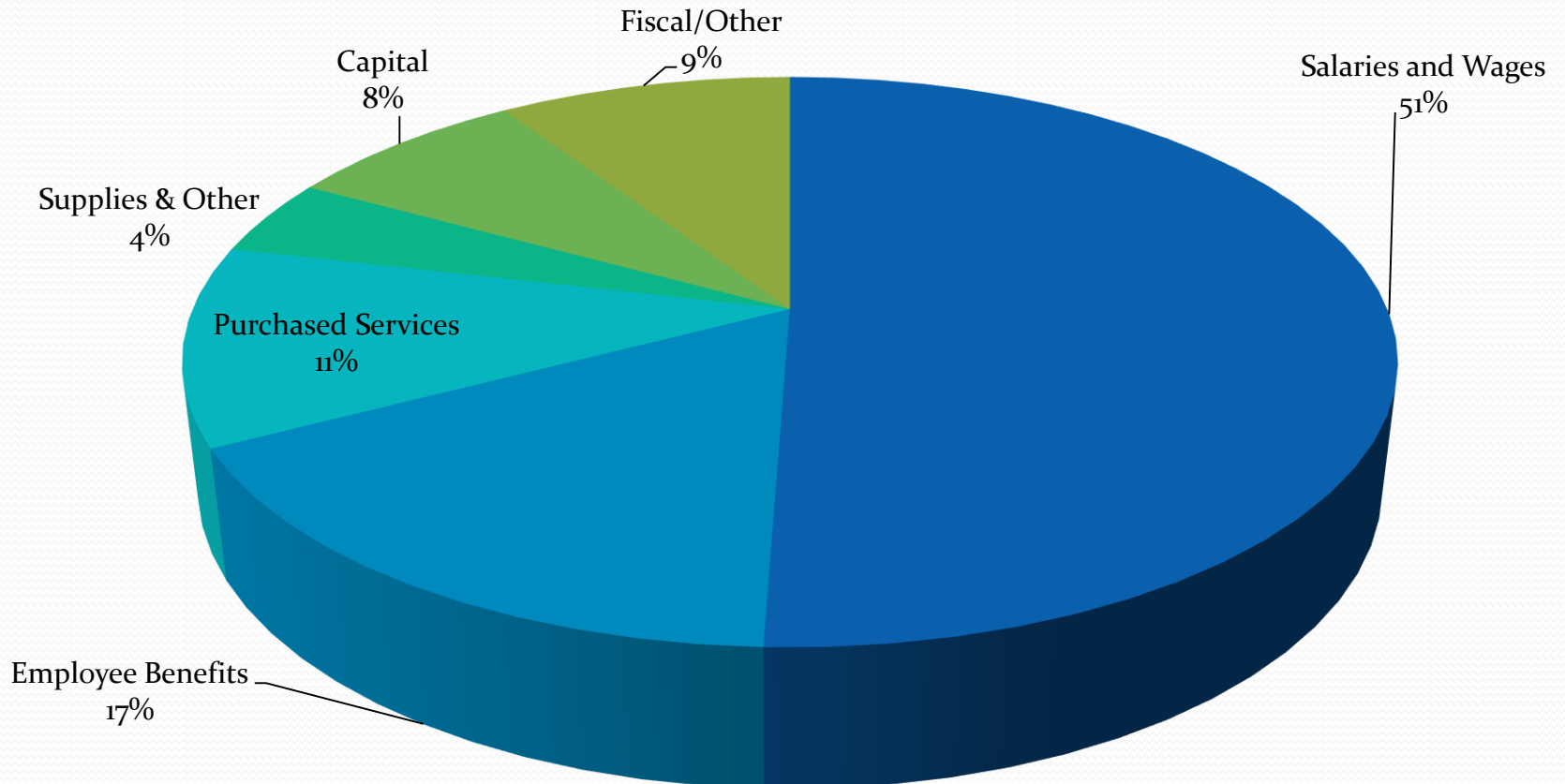


Revenue (\$191.9 Million) by Source - FY 15



15

Expenditures (\$200.5 Million) by Object - FY 15



16

Truth In Taxation

Levy Adoption

December 03, 2014

\$56,782,094.18

17