



## Robbinsdale Area Schools School Board Meeting Agenda

Monday, December 3, 2012 at 6:05 PM

Truth in Taxation Hearing

Education Service Center Boardroom, 4148 Winnetka Avenue North,  
New Hope, Minnesota

---

1. Call to Order and Roll Call  
Presenter: Chair Van Heel
2. Acceptance of Agenda (*Action*)  
Presenter: Chair Van Heel
3. Special Order of Business
  - A. Truth in Taxation Hearing 2  
Presenter: Jeff Priess
4. Public Input  
Presenter: Chair Van Heel
  - A. Chair Van Heel will state purpose of Public Input  
Presenter: Chair Van Heel
  - B. Chair Van Heel will invite all who wish to speak  
Presenter: Chair Van Heel
5. Set Truth in Taxation Continuance, if necessary, to December 12, 2011 at 5:30 p.m.  
or Adjourn (*Action*)  
Presenter: Chair Van Heel



TO: Members of the School Board  
Dr. Aldo Sicoli, Superintendent

FROM: Jeff Priess, Executive Director of Business Services

DATE: December 3, 2012

RE: Truth in Taxation Public Hearing

The Truth in Taxation Public Hearing affords the public an opportunity to receive information and provide input on the District's current budget and the proposed levy for taxes payable in 2013. The levy information presented is the Payable 2013 levy that will fund school operations for the 2013-2014 school year.

The total proposed levy for taxes payable in 2013 is \$52,755,251 which is a **decrease** of \$1,126,247 from the prior year.

Attached power point provides detailed information on the various levy categories that make up the total levy for the district. All levy categories are either set by state statute or are voter approved. The voter approved referendum levy along with referendum prior year adjustments accounts for over 45% of the District's total levy.


The referendum levy provides revenue to help support general fund operations. For taxes payable in 2013 the current referendum levy will provide \$22,894,033 in total revenue.

The debt service levy provides funds to cover current interest and principal payments due on outstanding bonds. The total levy required for debt service payments during the 2013-14 fiscal year is \$17,987,284. This levy has been mitigated over the years through the sale of refunding bonds that provide for lower interest payments.

The Financial Advisory Committee has reviewed and discussed the proposed property taxes for 2013 and support setting the levy at the \$52,755,251 level.

Please feel free to contact me if you have any questions regarding the proposed levy for 2013.

# Truth in Taxation Hearing



December 3, 2012

# Truth in Taxation

School Districts are required by law to provide information on:

- Proposed Property Tax Levy
- Current Budget

# Truth in Taxation

## School Districts Tax Levy Cycle:

- September 24-School Board approves preliminary levy
- Mid November-County prepares and mails “Proposed Property Tax Statements”
- December 3-District holds Public meeting on Taxes and Budget and School Board adopts final levy

# Tax Levy Comparison

<b>Levy Limitation and Certification Report</b>				
	<b>TAX PAY 13</b>	<b>TAX PAY 12</b>	<b>Levy</b>	<b>Levy</b>
	<b>Local</b>	<b>Local</b>	<b>Incr/Decr</b>	<b>% Incr/Decr</b>
	<b>Levy</b>	<b>Levy</b>		
<b>TOTAL GENERAL FUND</b>	<b>32,869,193</b>	<b>34,202,480</b>	<b>-1,333,287</b>	<b>-3.90%</b>
<b>TOTAL COMMUNITY SERVICE FUND</b>	<b>1,898,773</b>	<b>1,808,484</b>	<b>90,289</b>	<b>4.99%</b>
<b>TOTAL DEBT SERVICE FUND</b>	<b>17,987,285</b>	<b>17,870,534</b>	<b>116,751</b>	<b>.65%</b>
<b>TOTAL LEVY</b>	<b><u>52,755,251</u></b>	<b><u>53,881,499</u></b>	<b><u>-1,126,247</u></b>	<b><u>-2.09%</u></b>

9

# Tax Levy Comparison

	<b>TAX PAY 13</b>	<b>TAX PAY 12</b>	<b>Levy</b>	<b>Levy</b>
	<b>Local</b>	<b>Local</b>	<b>Incr/Decr</b>	<b>% Incr/Decr</b>
	<b>Levy</b>	<b>Levy</b>		

## General Operations:

<b>Equity Revenue</b>	<b>1,002,985</b>	<b>972,959</b>	<b>30,026</b>	<b>3.09%</b>
<b>Referendum</b>	<b>22,894,033</b>	<b>22,303,281</b>	<b>590,752</b>	<b>2.65%</b>
<b>Transition Revenue</b>	<b>260,428</b>	<b>253,642</b>	<b>6,786</b>	<b>2.68%</b>
<b>Prior Year Adjustments</b>	<b><u>1,370,174</u></b>	<b><u>1,734,527</u></b>	<b><u>-364,353</u></b>	<b><u>-21.01%</u></b>
<b>Subtotal</b>	<b>25,527,621</b>	<b>25,264,409</b>	<b>263,212</b>	<b>1.04%</b>

# Tax Levy Comparison

	TAX PAY 13 Local Levy	TAX PAY 12 Local Levy	Levy Incr/Decr	Levy % Incr/Decr
<b>General Designated:</b>				
Integration Revenue	536,149	536,149	0	0.00%
Safe Schools Levy	427,940	416,313	11,627	2.79%
Safe Schools Intermediate	142,647	138,771	3,876	2.79%
Career and Technical	240,345	280,260	-39,914	-14.24%
Reemployment	425,000	426,063	-1,063	-0.25%
Prior Year Adjustments	-48,625	122,052	-170,677	-139.84%
Subtotal	<u>1,723,457</u>	<u>1,919,608</u>	<u>-196,152</u>	<u>-10.22%</u>

∞

# Tax Levy Comparison

	<b>TAX PAY 13</b>	<b>TAX PAY 12</b>	<b>Levy</b>	<b>Levy</b>
	<b>Local</b>	<b>Local</b>	<b>Incr/Decr</b>	<b>% Incr/Decr</b>
	<b>Levy</b>	<b>Levy</b>		
<b>General Capital Designated:</b>				
Operating Capital	1,874,629	1,932,057	-57,428	-2.97%
Health and Safety	801,779	555,220	246,559	44.41%
Lease Levy	1,323,831	1,345,853	-22,022	-1.64%
Abatement	101,183	101,559	-376	-0.37%
Alternative Facilities	2,320,799	3,285,126	-964,327	-29.35%
Prior Year Adjustments	-804,105	-201,351	-602,754	299.35%
Subtotal	<u>5,618,116</u>	<u>7,018,463</u>	<u>-1,400,348</u>	<u>-19.95%</u>
<b>TOTAL GENERAL FUND</b>	<u><b>32,869,193</b></u>	<u><b>34,202,480</b></u>	<u><b>-1,333,287</b></u>	<u><b>-3.90%</b></u>

# Tax Levy Comparison

	<b>TAX PAY 13</b>	<b>TAX PAY 12</b>	<b>Levy</b>	<b>Levy</b>
	<b>Local</b>	<b>Local</b>	<b>Incr/Decr</b>	<b>% Incr/Decr</b>
	<b>Levy</b>	<b>Levy</b>		
<b>Community Service Fund</b>				
Basic Community Educ	536,520	536,520	0	0.00%
Youth Service	98,989	98,989	0	0.00%
After School Enrichment	56,765	56,765	0	0.00%
ECFE	354,913	358,721	-3,807	-1.06%
Home Visiting	11,579	11,699	-120	-1.03%
Adults with Disabilities	27,775	27,775	0	0.00%
School Age Care	636,500	618,000	18,500	2.99%
Abatement	3,576	3,077	499	16.22%
Prior Year Adjustments	172,155	96,938	75,217	77.59%
<b>TOTAL COMMUNITY SERVICE</b>	<b>1,898,773</b>	<b>1,808,484</b>	<b>90,289</b>	<b>4.99%</b>

# Tax Levy Comparison

	<b>TAX PAY 13</b>	<b>TAX PAY 12</b>	<b>Levy</b>	<b>Levy</b>
	<b>Local</b>	<b>Local</b>	<b>Incr/Decr</b>	<b>% Incr/Decr</b>
	<b>Levy</b>	<b>Levy</b>		
<b>Debt Service Fund</b>				
Debt	16,738,385	16,816,478	-78,093	-0.46%
OPEB Bond	1,962,067	1,950,643	11,424	0.59%
Abatement Adjustment	57,312	46,070	11,243	24.40%
Debt Service Excess	<u>-770,479</u>	<u>-942,657</u>	<u>172,177</u>	<u>-18.27%</u>
<b>TOTAL DEBT SERVICE FUND</b>	<u>17,987,285</u>	<u>17,870,534</u>	<u>116,751</u>	<u>0.65%</u>
<b>TOTAL LEVY</b>	<b>52,755,251</b>	<b>53,881,498</b>	<b>-1,126,247</b>	<b>-2.09%</b>

11

# Levy Adjustments

## Prior Year Operating Referendum Adjustment

	<u>Estimates</u>	<u>Updates</u>
✓ (1) Pay 10 Estimated Resident Pupil Units:	14,233.35	15,236.69
✓ (2) Pay 10 Estimated Levy Authority	1,494.56	1,507.49
✓ (3) Pay 10 Referendum Revenue (1)*(2)	21,272,595.58	22,969,157.81
✓ (4) Pay 10 Adjustment Total		<b>1,696,562.23</b>

# School Tax Rates

Tax Capacity

Market Value

2012	32.73%	.2758%
2013	32.36%	.2931%

# Residential Homestead School Tax Example

Taxes Payable 2012 and 2013 Residential Homestead School Tax Examples							
Assume 6.0% decrease in Market Value							
Taxes Payable 2012				Taxes Payable 2013			
Market Value		Tax Capacity	Total Tax Amount	Market Value		Tax Capacity	Total Tax Amount
		32.73%				32.36%	
		0.2758%				0.2931%	
\$76,000	\$760	\$458.36	\$71,440	\$714	\$440.57	-\$17.79	-3.88%
\$100,000	\$1,000	\$603.10	\$94,000	\$940	\$579.70	-\$23.40	-3.88%
\$150,000	\$1,500	\$904.65	\$141,000	\$1,410	\$869.55	-\$35.10	-3.88%
\$200,000	\$2,000	\$1,206.20	\$188,000	\$1,880	\$1,159.40	-\$46.80	-3.88%
\$500,000	\$5,000	\$3,015.50	\$470,000	\$4,700	\$2,898.49	-\$117.01	-3.88%
\$750,000	\$8,125	\$4,727.81	\$705,000	\$7,563	\$4,513.58	-\$214.23	-4.53%

# Truth in Taxation

## Budget Information

Adopted June, 2012

# General Fund (All)

## 2012-2013 (In Millions)

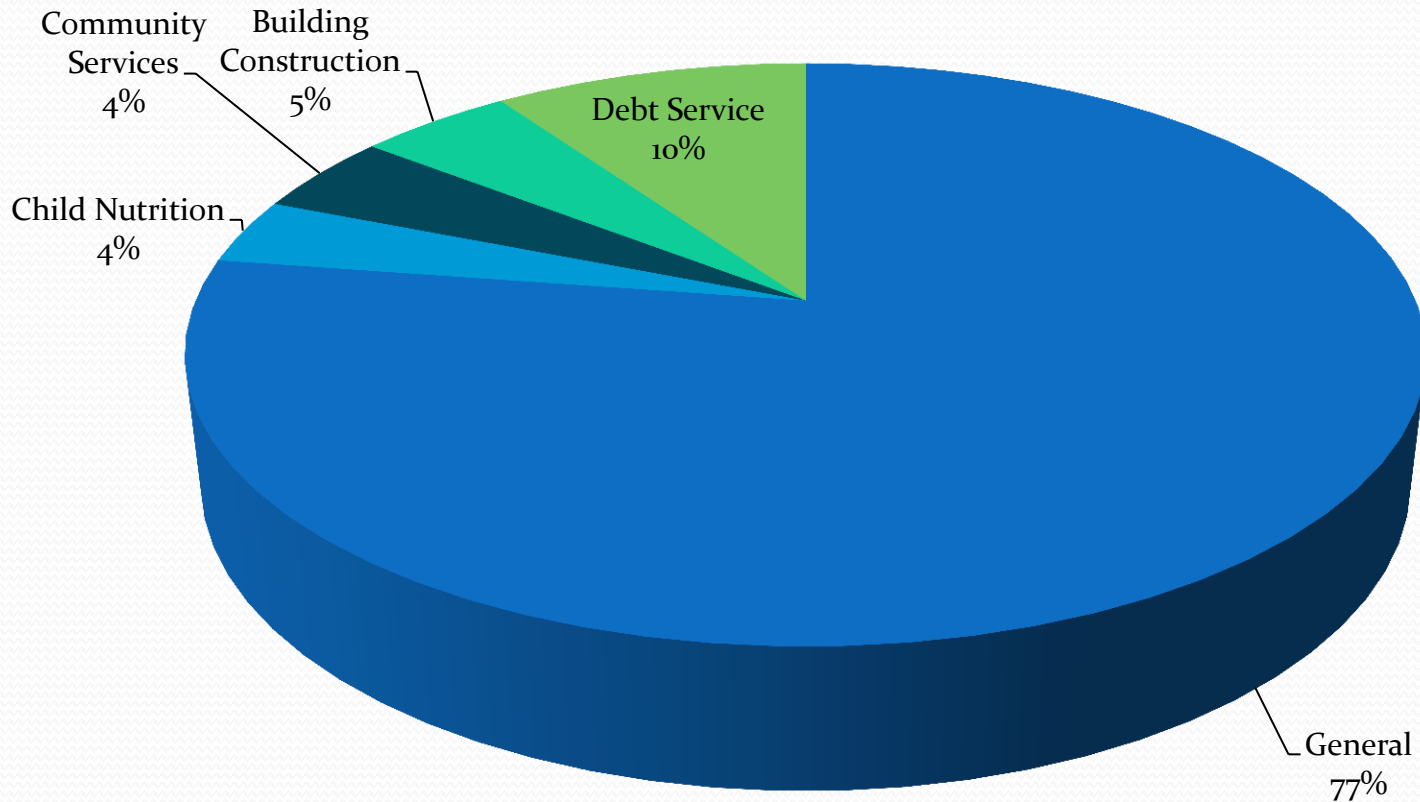
• Beg. Balance 7/1/12	\$21.8
• Revenue	\$142.4
• Expenditures	\$143.4
• End Balance 6/30/13	\$20.8

# General Fund (unreserved) 2012-2013

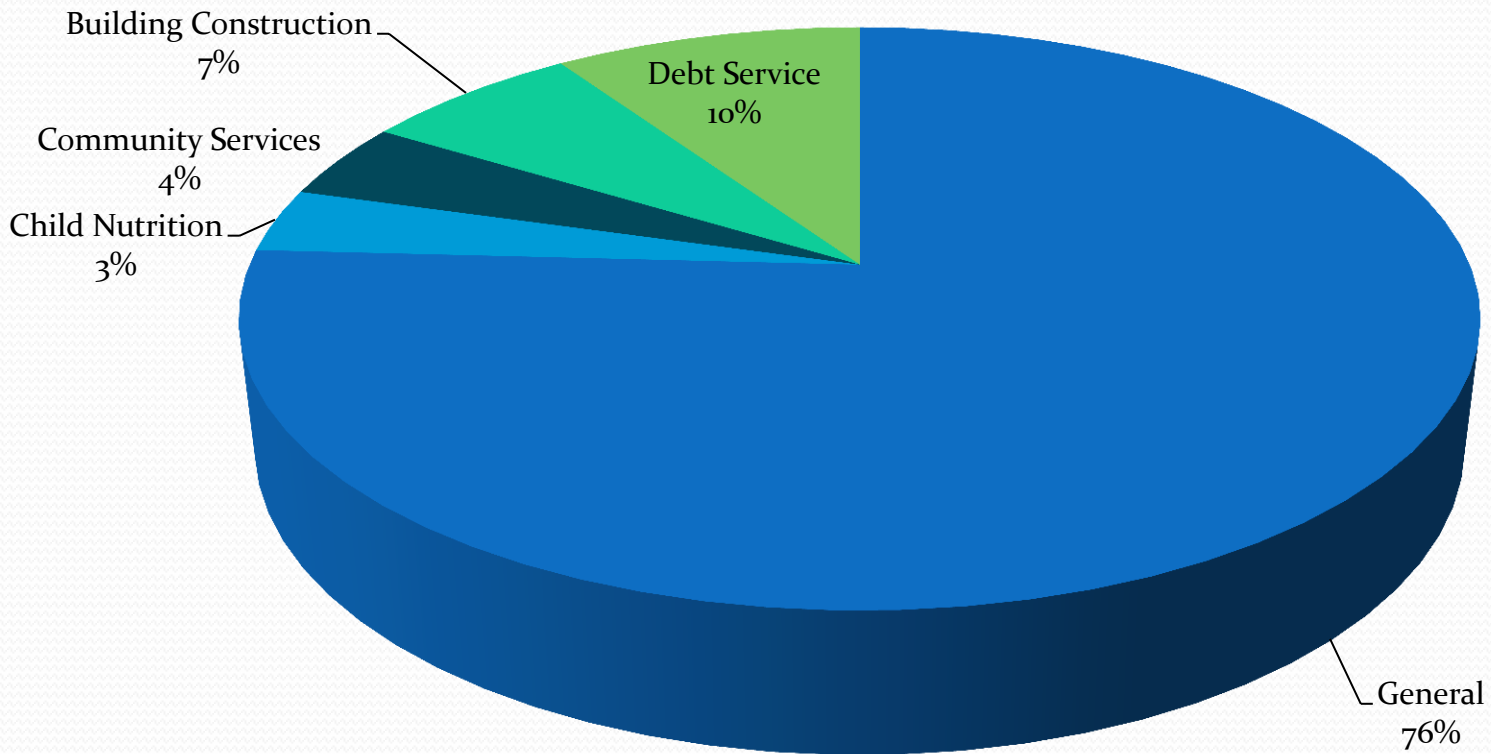
(In Millions)

• Beg Balance 7/1/12	\$17.3
• Revenue	\$134.9
• Expenditures	\$134.6
• End Balance 6/30/12	\$17.6

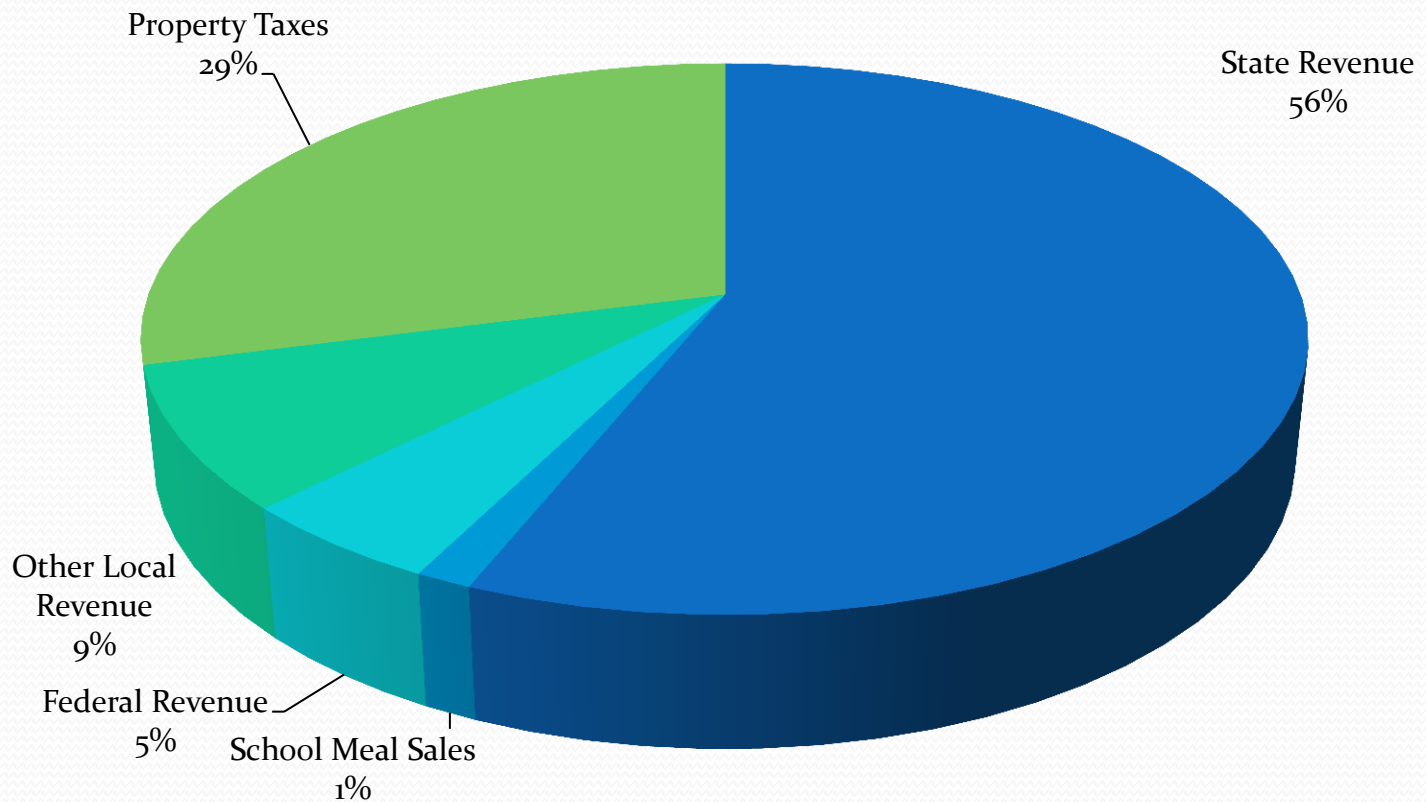
# Revenue (\$184.1 Million) by Fund - FY13



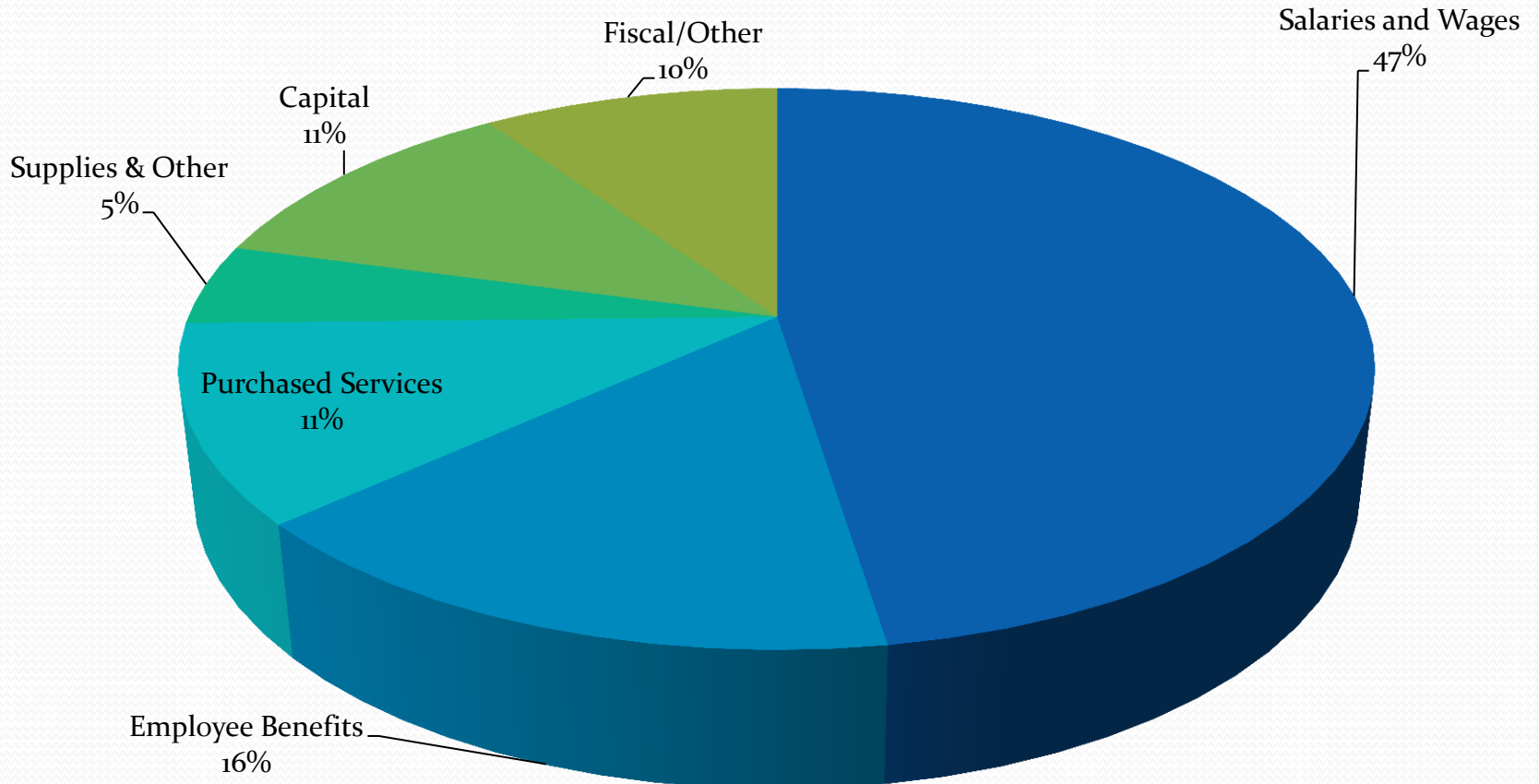
# Expenditures (\$189.1 Million) by Fund - FY13



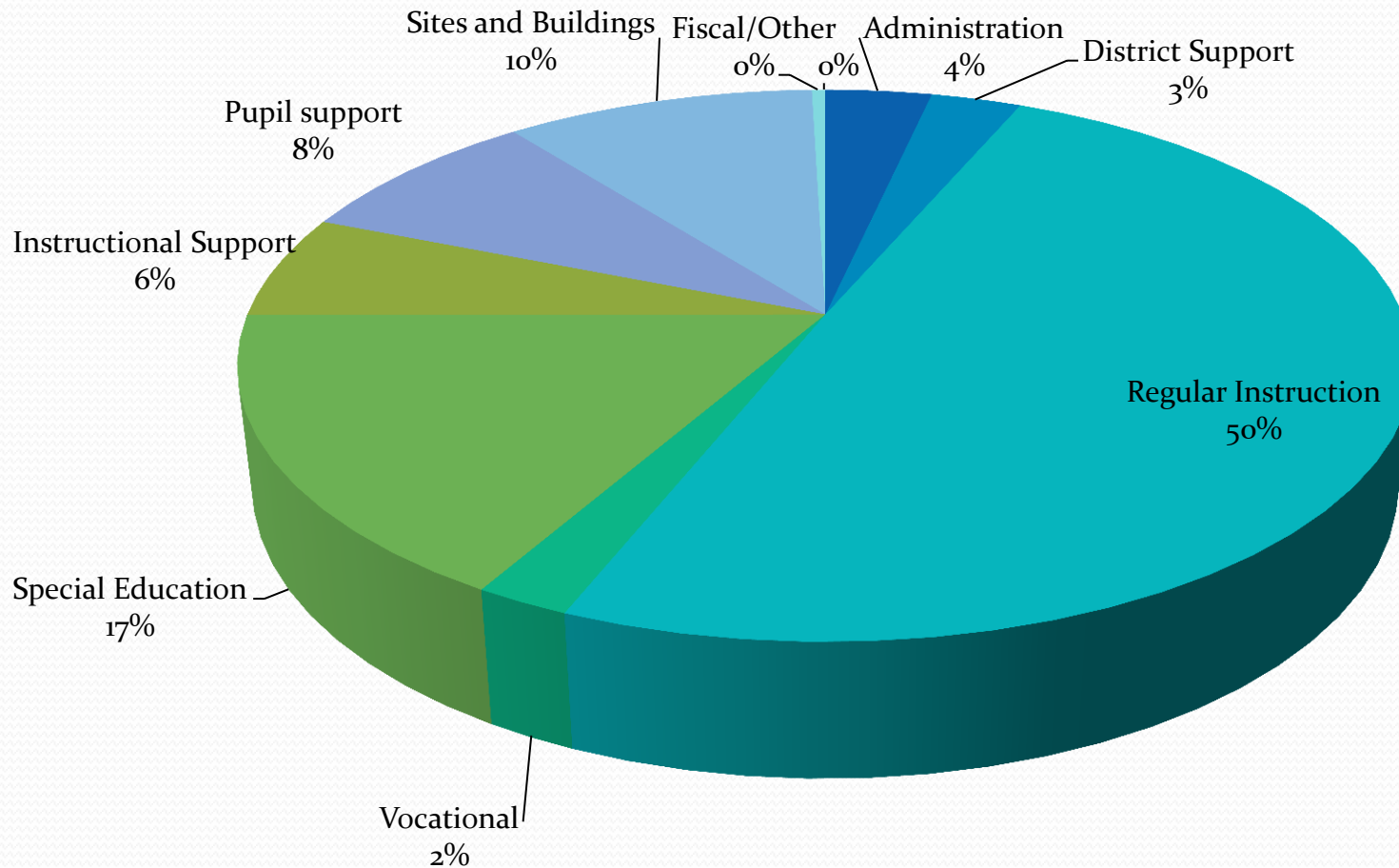
# Revenue (\$184.1 Million) by Source - FY 13



# Expenditures (\$189.1 Million) by Object - FY 13



# Expenditures (\$134.6 Million) by Program FY 13 General Fund



# Truth In Taxation

Levy Adoption

December 03, 2012

\$52,755,251