

## Tuesday, February 10, 2026

The Board of Trustees of Henderson ISD met Tuesday, February 10, 2026, beginning at 6:00 PM in the Henderson ISD Administration Boardroom, 300 Crosby Drive, Henderson, TX 75652 with the following member present

1. **Call to Order at 6:00 PM**
  - A. Invocation
  - B. Pledge to the US Flag and Texas Flag
2. **Campus/Staff Recognition**
3. **Open Forum**
4. **Communication from citizens to discuss pending agenda items before the Board**
5. **Information/Discussion Agenda Items**
  - A. Financial Report - December 2025 3
6. **Consider approval of Consent Agenda items**
  - A. Approve Minutes of the January 13, 2026, Regular Meeting 72
  - B. Consider approval of donated or purchased books 86
  - C. Consider approval of the request for permission to judge external cheerleading tryouts 104
7. **Consider approval of Action Agenda items**
  - A. Consider approval of 2024-2025 Annual Financial Report 107
  - B. Consider approval of the 2026-2027 staff development waiver 191
  - C. Consider approval of the 2026-2027 academic calendar 192
  - D. Consider approval of bus repairs 194
  - E. Consider approval of budget amendments 205
  - F. Consideration of SB 11 Resolution Adopting Period of Prayer and Reading of Bible or Other Religious Text 210
8. **Superintendent Report**
  - A. Enrollment/Attendance report 214
9. **Set date, time, and location of next Regular Board Meeting**
  - A. Tentative date, time, and location of Regular Board Meeting: Tuesday, **March 17, 2026**, at 5:30 p.m. in the Administration Boardroom, 300 Crosby Drive, Henderson, Texas.
10. **The Board of Trustees will conduct an Executive/Closed Session pursuant to the following provisions of the Texas Open Meetings Act, Texas Government Code Section 551.001 et seq. All final votes, actions, or decisions will be taken in Open Session.**
  - A. 551.071 - Consultation with Attorney: A governmental body may conduct a private consultation with its attorney when the governmental body seeks the advice of its attorney about pending or contemplated litigation; or a settlement offer; or on a matter in which the duty of the attorney to the governmental body under the Texas Disciplinary

Rules of Professional Conduct of the State Bar of Texas clearly conflicts with this chapter

B. 551.072 - Deliberate the Purchase, Exchange, Lease, or Value of Real Property if Deliberation in an Open Meeting would have a Detrimental Effect on the Position of the Governmental Body in Negotiations with a Third Person

C. 551.074 - Deliberate the Appointment, Employment, Evaluation, Reassignment, Duties, Discipline, or Dismissal of a Public Officer or Employee; or to Hear a Complaint or Charge Against an Officer or Employee;

1. Consider hiring personnel
2. Consider personnel resignations
3. Superintendent evaluation

D. Discussion of Board Relations Between the Members of the Board of Trustees and the Relationship of the Board of Trustees with the Superintendent of Schools

E. 551.076 - Deliberation Regarding Security Devices or Security Audits; Closed Meeting. This chapter does not require a governmental body to conduct an open meeting to deliberate:

1. The deployment, or specific occasions for implementation, of security personnel or devices; or
2. A security audit.

F. 551.129 - A Governmental Body May Use a Telephone Conference Call, Video Conference Call, or Communications Over the Internet to Conduct a Public Consultation with its Attorney in an Open Meeting of the Governmental Body or a Private Consultation with its Attorney in a Closed Meeting of the Governmental Body

**11. Consider possible action on items discussed in Closed Session.**

**12. Adjournment**

# Henderson ISD

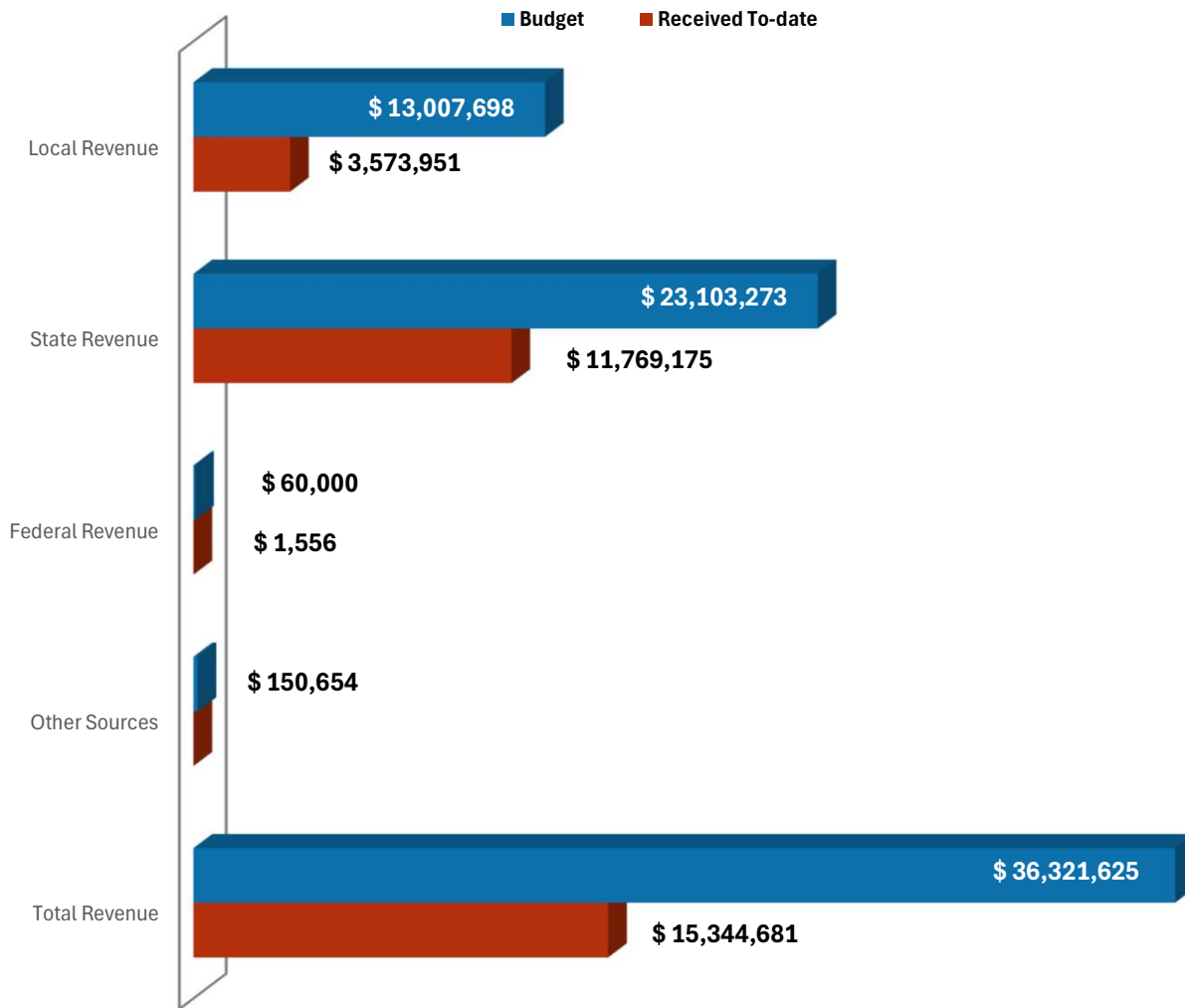
## Monthly Financial Report

As of December 31, 2025

Henderson Independent School District  
General Fund Monthly Comparison of Budget to Actual  
As of December 31, 2025  
Unaudited

<b>Revenues</b>	2025-2026 Original Budget	2025-2026 Revised Budget	2025-2026 FYTD Activity	2025-2026 FYTD %
5700 Local Revenue				
Property Taxes	12,227,698	12,227,698	3,061,984.65	25.0%
Tuition & Fees	35,000	35,000	17,250.00	49.3%
Earnings from Investments	500,000	500,000	318,046.53	63.6%
Facility Rental	20,000	20,000	4,113.00	20.6%
Insurance Recovery	-	-	-	0.0%
Other Revenues	60,000	60,000	39,928.77	66.5%
Athletics Activities	165,000	165,000	132,627.74	80.4%
5800 State Revenue				
Per Capita Apportionment	1,395,372	1,395,372	497,633.00	35.7%
Foundation School Program	19,832,296	19,832,296	10,654,551.00	53.7%
TRS On-Behalf	1,875,605	1,875,605	616,990.82	32.9%
5900 Federal Revenue	60,000	60,000	1,555.80	2.6%
7900 Other Sources	-	150,654	-	0.0%
<b>Total Revenues</b>	<b>\$ 36,170,971</b>	<b>\$ 36,321,625</b>	<b>\$ 15,344,681.31</b>	<b>42.2%</b>
<b>Expenditures</b>				
11 Instruction	21,558,240	21,558,240	7,213,908.03	33.5%
12 Instructional Resources & Media Services	249,646	249,646	82,407.44	33.0%
13 Curriculum/Staff Development	401,145	401,145	157,693.46	39.3%
21 Instructional Leadership	468,009	468,009	124,374.75	26.6%
23 School Leadership	2,145,306	2,145,306	730,045.49	34.0%
31 Guidance and Counseling	1,499,806	1,499,806	501,451.40	33.4%
32 Social Work Services	95,180	95,180	32,437.56	34.1%
33 Health Services	482,168	482,168	166,783.63	34.6%
34 Student Transportation	1,508,602	1,508,602	488,942.49	32.4%
36 Cocurricular/Extracurricular Activities	2,332,043	2,332,043	872,333.74	37.4%
41 General Administration	1,617,207	1,613,992	466,914.43	28.9%
51 Plant Maintenance & Operations	3,945,744	4,096,398	1,070,269.00	26.1%
52 Security & Monitoring Services	739,082	739,082	93,224.63	12.6%
53 Data Processing Services	943,005	943,005	319,757.93	33.9%
61 Community Services	20,909	20,909	12,938.99	61.9%
71 Debt Service	70,000	89,090	23,838.10	26.8%
93 Payments to Fiscal Agents	35,000	35,000	24,061.76	68.7%
99 Other Intergovernmental Charges	400,000	384,125	175,549.50	45.7%
<b>Total Expenditures</b>	<b>\$ 38,511,092</b>	<b>\$ 38,661,746</b>	<b>\$ 12,556,932.33</b>	<b>32.5%</b>
Surplus (Deficit)	<b>\$ (2,340,121)</b>	<b>\$ (2,340,121)</b>	<b>\$ 2,787,748.98</b>	

## Henderson ISD Revenue Summary by Source General Fund 199 As of 12/31/2025



					2025-26	RECEIVED	Unexpended	PERCENT
FND T FC OBJ SO ORG F PI	SOURCES	FYTD	Revised	Bdgt	TO DATE	Balance	RECEIVED	
5700	REVENUE FROM LOCAL SOURCES							
199 R 00 5711 00 000 0 00 000	TAXES, CURRENT YEAR	11,952,698.00			2,927,591.23	9,025,106.77	24.49	
199 R 00 5712 00 000 0 00 000	TAXES, PRIOR YEAR	150,000.00			84,263.20	65,736.80	56.18	
199 R 00 5719 00 000 0 00 000	OTHER TAX REVENUE	125,000.00			50,130.22	74,869.78	40.10	
199 R 00 5739 01 000 0 00 000	TUITION AND FEES	35,000.00			17,250.00	17,750.00	49.29	
199 R 00 5742 00 000 0 00 000	EARNINGS FROM TEMP.INVESTMENTS	500,000.00			318,046.53	181,953.47	63.61	
199 R 00 5743 00 000 0 00 000	FACILITY RENTAL	20,000.00			4,113.00	15,887.00	20.57	
199 R 00 5749 00 000 0 00 000	OTHER REV.FROM LOCAL SOURCES	55,000.00			2,330.08	52,669.92	4.24	
199 R 00 5749 00 000 0 00 200	OTHER REV.FROM LOCAL SOURCES	0.00			32,792.42	-32,792.42	0.00	
199 R 00 5749 03 000 0 00 000	OTHER REV.FROM LOCAL SOURCES	0.00			2,650.00	-2,650.00	0.00	
199 R 00 5749 05 000 0 00 000	OTHER REV.FROM LOCAL SOURCES	5,000.00			1,206.27	3,793.73	24.13	
199 R 00 5749 22 000 0 00 000	OTHER REV.FROM LOCAL SOURCES	0.00			950.00	-950.00	0.00	
199 R 00 5752 10 000 0 00 100	ATHLETIC ACTIVITY	115,000.00			104,782.80	10,217.20	91.12	
199 R 00 5752 11 000 0 00 100	ATHLETIC ACTIVITY	6,000.00			5,711.00	289.00	95.18	
199 R 00 5752 12 000 0 00 100	ATHLETIC ACTIVITY	14,500.00			11,160.00	3,340.00	76.97	
199 R 00 5752 15 000 0 00 100	ATHLETIC ACTIVITY	4,500.00			0.00	4,500.00	0.00	
199 R 00 5752 16 000 0 00 100	ATHLETIC ACTIVITY	3,500.00			0.00	3,500.00	0.00	
199 R 00 5752 20 000 0 00 100	ATHLETIC ACTIVITY	4,000.00			4,959.94	-959.94	124.00	
199 R 00 5752 21 000 0 00 100	ATHLETIC ACTIVITY	1,000.00			2,043.00	-1,043.00	204.30	
199 R 00 5752 50 000 0 00 100	ATHLETIC ACTIVITY	4,000.00			1,654.00	2,346.00	41.35	
199 R 00 5752 51 000 0 00 100	ATHLETIC ACTIVITY	2,500.00			960.00	1,540.00	38.40	
199 R 00 5752 60 000 0 00 100	ATHLETIC ACTIVITY	3,000.00			550.00	2,450.00	18.33	
199 R 00 5752 61 000 0 00 100	ATHLETIC ACTIVITY	2,000.00			724.00	1,276.00	36.20	
199 R 00 5752 70 000 0 00 100	ATHLETIC ACTIVITY	2,500.00			83.00	2,417.00	3.32	
199 R 00 5752 80 000 0 00 100	ATHLETIC ACTIVITY	2,500.00			0.00	2,500.00	0.00	
199 R 00 57-- -- -- -- --	*REVENUE FROM LOCAL SOURCES	13,007,698.00			3,573,950.69	9,433,747.31	27.48	
5800	STATE PROGRAM REVENUES							
199 R 00 5811 00 000 0 00 000	PER CAPITA APPORTIONMENT	1,395,372.00			497,633.00	897,739.00	35.66	
199 R 00 5812 00 000 0 00 000	FOUNDATION SCHOOL PROGRAM	19,832,296.00			10,654,551.00	9,177,745.00	53.72	
199 R 00 5831 00 000 0 00 000	TRS ON-BEHALF PAYMENTS	1,875,605.00			616,990.82	1,258,614.18	32.90	
199 R 00 58-- -- -- -- --	*STATE PROGRAM REVENUES	23,103,273.00			11,769,174.82	11,334,098.18	50.94	
5900	FEDERAL PROGRAM REVENUES							
199 R 00 5929 IC 000 0 00 000	FED.REVENUE FROM TEA	50,000.00			0.00	50,000.00	0.00	
199 R 00 5932 00 000 0 00 000	MEDICAID ADM. CLAIMING PGM.	10,000.00			1,555.80	8,444.20	15.56	
199 R 00 59-- -- -- -- --	*FEDERAL PROGRAM REVENUES	60,000.00			1,555.80	58,444.20	2.59	
7900								
199 R 00 7913 00 000 0 00 000	PROCEEDS FROM CAP.LEASES	150,654.00			0.00	150,654.00	0.00	
199 R 00 79-- -- -- -- --	*	150,654.00			0.00	150,654.00	0.00	
199 - - - - -	*GENERAL FUND	36,321,625.00			15,344,681.31	20,976,943.69	42.25	

=====

## Henderson ISD Summary of Expenditures by Function 12/31/2025

■ Budget ■ Expended to-date



OBJ	OBJ	2025-26 FYTD Revised Bdgt	2025-26 FYTD Activity	Encumbered Amount	Unencumbered Balance	Activity FY %	Activity FY+Enc %
199	GENERAL FUND						
11	INSTRUCTION						
61--	PAYROLL COSTS	20,212,415.00	6,867,249.60	0.00	13,345,165.40	33.98	42.35
62--	PROFESSIONAL & CONTRACTED SERV	275,052.00	40,771.47	37,155.69	196,624.84	14.85	29.82
63--	SUPPLIES & MATERIALS	856,524.00	241,615.77	42,800.49	575,185.74	28.11	68.17
64--	OTHER OPERATING COSTS	181,710.00	41,700.19	4,115.05	137,816.76	22.71	32.26
66--	CAPITAL OUTLAY - LAND, BUILD	32,539.00	22,571.00	3,819.00	1,649.00	80.50	97.27
----	INSTRUCTION	21,558,240.00	7,213,908.03	87,890.23	14,256,441.74	33.46	43.21
12	INST. RESOURCES & MEDIA SVCS						
61--	PAYROLL COSTS	230,226.00	77,701.04	0.00	152,524.96	33.75	40.98
62--	PROFESSIONAL & CONTRACTED SERV	2,393.00	390.00	585.00	1,418.00	16.30	40.74
63--	SUPPLIES & MATERIALS	17,027.00	4,316.40	640.00	12,070.60	25.35	29.11
----	INST. RESOURCES & MEDIA SVCS	249,646.00	82,407.44	1,225.00	166,013.56	33.01	40.16
13	CURRICULUM DEV.& INST.STF DEV						
61--	PAYROLL COSTS	263,792.00	119,380.09	0.00	144,411.91	45.26	55.30
62--	PROFESSIONAL & CONTRACTED SERV	72,035.00	26,802.84	26,134.27	19,097.89	37.21	73.49
63--	SUPPLIES & MATERIALS	8,500.00	6,818.19	0.00	1,681.81	80.21	80.21
64--	OTHER OPERATING COSTS	56,818.00	4,692.34	2,266.07	49,859.59	8.26	27.02
----	CURRICULUM DEV.& INST.STF DEV	401,145.00	157,693.46	28,400.34	215,051.20	39.31	55.09
21	INSTRUCTIONAL LEADERSHIP						
61--	PAYROLL COSTS	426,509.00	114,005.43	0.00	312,503.57	26.73	32.56
62--	PROFESSIONAL & CONTRACTED SERV	5,000.00	0.00	0.00	5,000.00	0.00	0.00
63--	SUPPLIES & MATERIALS	17,000.00	7,736.37	500.00	8,763.63	45.51	61.01
64--	OTHER OPERATING COSTS	18,500.00	2,632.95	398.00	15,469.05	14.23	16.38
66--	CAPITAL OUTLAY - LAND, BUILD	1,000.00	0.00	0.00	1,000.00	0.00	0.00
----	INSTRUCTIONAL LEADERSHIP	468,009.00	124,374.75	898.00	342,736.25	26.58	32.53
23	SCHOOL LEADERSHIP						
61--	PAYROLL COSTS	2,073,789.00	712,191.24	0.00	1,361,597.76	34.34	41.94
62--	PROFESSIONAL & CONTRACTED SERV	12,120.00	5,584.80	4,747.19	1,788.01	46.08	85.25
63--	SUPPLIES & MATERIALS	18,767.00	3,059.45	489.13	14,718.42	16.75	22.01
64--	OTHER OPERATING COSTS	38,330.00	9,210.00	656.77	28,963.23	23.72	39.18
66--	CAPITAL OUTLAY - LAND, BUILD	2,300.00	0.00	0.00	2,300.00	0.00	0.00
----	SCHOOL LEADERSHIP	2,145,306.00	730,045.49	5,893.09	1,409,367.42	34.03	41.92

OBJ	OBJ	2025-26 FYTD Revised Bdgt	2025-26 FYTD Activity	Encumbered Amount	Unencumbered Balance	Activity FY %	Activity FY+Enc %
199	GENERAL FUND						
31	GUIDANCE & COUNSELING						
61--	PAYROLL COSTS	1,368,131.00	462,609.59	0.00	905,521.41	33.81	41.09
62--	PROFESSIONAL & CONTRACTED SERV	53,825.00	20,940.77	16,461.60	16,422.63	38.91	64.75
63--	SUPPLIES & MATERIALS	64,808.00	17,133.04	3,169.06	44,333.90	26.51	36.92
64--	OTHER OPERATING COSTS	12,292.00	768.00	488.10	11,207.90	6.16	10.31
66--	CAPITAL OUTLAY - LAND, BUILD	750.00	0.00	0.00	750.00	0.00	0.00
----	GUIDANCE & COUNSELING	1,499,806.00	501,451.40	20,118.76	978,235.84	33.43	41.48
32	SOCIAL WORK SERVICES						
61--	PAYROLL COSTS	95,180.00	32,437.56	0.00	62,742.44	34.08	41.63
----	SOCIAL WORK SERVICES	95,180.00	32,437.56	0.00	62,742.44	34.08	41.63
33	HEALTH SERVICES						
61--	PAYROLL COSTS	449,548.00	158,109.53	0.00	291,438.47	35.17	42.85
62--	PROFESSIONAL & CONTRACTED SERV	4,620.00	1,035.20	1,552.80	2,032.00	22.41	56.02
63--	SUPPLIES & MATERIALS	22,500.00	7,318.90	27.14	15,153.96	32.53	37.71
64--	OTHER OPERATING COSTS	5,500.00	320.00	0.00	5,180.00	5.82	5.82
----	HEALTH SERVICES	482,168.00	166,783.63	1,579.94	313,804.43	34.59	42.31
34	PUPIL TRANSPORTATION						
61--	PAYROLL COSTS	1,547,602.00	553,046.09	0.00	994,555.91	35.74	42.88
62--	PROFESSIONAL & CONTRACTED SERV	40,600.00	3,591.71	7,445.65	29,562.64	8.85	27.80
63--	SUPPLIES & MATERIALS	433,200.00	118,241.77	54,009.19	260,949.04	27.29	47.29
64--	OTHER OPERATING COSTS	-512,800.00	-185,937.08	950.00	-327,812.92	36.26	22.68
----	PUPIL TRANSPORTATION	1,508,602.00	488,942.49	62,404.84	957,254.67	32.41	50.61
36	COCURR./EXTRACURR.ACTIVITIES						
61--	PAYROLL COSTS	1,247,763.00	428,941.80	0.00	818,821.20	34.38	41.82
62--	PROFESSIONAL & CONTRACTED SERV	119,689.00	49,236.99	2,428.92	72,407.09	39.68	55.53
63--	SUPPLIES & MATERIALS	184,811.00	118,317.02	20,007.55	42,872.43	65.30	86.34
64--	OTHER OPERATING COSTS	775,780.00	275,837.93	30,701.37	468,470.70	35.59	45.06
66--	CAPITAL OUTLAY - LAND, BUILD	4,000.00	0.00	0.00	4,000.00	0.00	0.00
----	COCURR./EXTRACURR.ACTIVITIES	2,332,043.00	872,333.74	53,137.84	1,406,571.42	37.41	47.01
41	GENERAL ADMINISTRATION						
61--	PAYROLL COSTS	952,537.00	301,583.26	0.00	650,953.74	31.66	39.52
62--	PROFESSIONAL & CONTRACTED SERV	318,966.00	74,134.69	34,100.87	210,730.44	23.24	37.87
63--	SUPPLIES & MATERIALS	132,809.00	34,950.46	2,429.49	95,429.05	26.32	29.53
64--	OTHER OPERATING COSTS	198,180.00	55,548.02	21,608.92	121,023.06	28.03	50.57
66--	CAPITAL OUTLAY - LAND, BUILD	11,500.00	698.00	0.00	10,802.00	6.07	6.07

OBJ	OBJ	2025-26 FYTD Revised Bdgt	2025-26 FYTD Activity	Encumbered Amount	Unencumbered Balance	Activity FY %	Activity FY+Enc %
199	GENERAL FUND						
41	GENERAL ADMINISTRATION						
----	GENERAL ADMINISTRATION	1,613,992.00	466,914.43	58,139.28	1,088,938.29	28.93	39.49
51	PLANT MAINTENANCE & OPERATIONS						
61--	PAYROLL COSTS	1,071,854.00	358,030.25	0.00	713,823.75	33.40	40.23
62--	PROFESSIONAL & CONTRACTED SERV	2,272,890.00	656,257.48	1,472,399.32	144,233.20	28.87	93.76
63--	SUPPLIES & MATERIALS	177,000.00	55,742.31	47,541.46	73,716.23	31.49	62.24
64--	OTHER OPERATING COSTS	409,000.00	238.96	1,309.60	407,451.44	0.06	102.19
66--	CAPITAL OUTLAY - LAND, BUILD	165,654.00	0.00	0.00	165,654.00	0.00	0.00
----	PLANT MAINTENANCE & OPERATIONS	4,096,398.00	1,070,269.00	1,521,250.38	1,504,878.62	26.13	75.44
52	SECURITY & MONITORING SERVICES						
61--	PAYROLL COSTS	85,882.00	28,862.22	0.00	57,019.78	33.61	38.74
62--	PROFESSIONAL & CONTRACTED SERV	611,300.00	57,334.05	438,751.90	115,214.05	9.38	81.15
63--	SUPPLIES & MATERIALS	22,900.00	7,028.36	0.00	15,871.64	30.69	33.41
64--	OTHER OPERATING COSTS	16,500.00	0.00	0.00	16,500.00	0.00	0.00
66--	CAPITAL OUTLAY - LAND, BUILD	2,500.00	0.00	0.00	2,500.00	0.00	0.00
----	SECURITY & MONITORING SERVICES	739,082.00	93,224.63	438,751.90	207,105.47	12.61	72.66
53	DATA PROCESSING SERVICES						
61--	PAYROLL COSTS	565,927.00	192,076.88	0.00	373,850.12	33.94	41.39
62--	PROFESSIONAL & CONTRACTED SERV	144,400.00	84,315.86	250.00	59,834.14	58.39	61.97
63--	SUPPLIES & MATERIALS	221,528.00	43,265.19	16,561.21	161,701.60	19.53	27.39
64--	OTHER OPERATING COSTS	11,150.00	100.00	500.00	10,550.00	0.90	68.16
----	DATA PROCESSING SERVICES	943,005.00	319,757.93	17,311.21	605,935.86	33.91	50.62
61	COMMUNITY SERVICES						
61--	PAYROLL COSTS	20,909.00	12,938.99	0.00	7,970.01	61.88	74.79
----	COMMUNITY SERVICES	20,909.00	12,938.99	0.00	7,970.01	61.88	74.79
71	DEBT SERVICES						
65--	DEBT SERVICE	89,090.00	23,838.10	49,099.10	16,152.80	26.76	81.87
----	DEBT SERVICES	89,090.00	23,838.10	49,099.10	16,152.80	26.76	81.87



OBJ	2025-26 FYTD Activity	2024-25 FYTD Activity	DIFFERENCE	% DIFFERENCE
REVENUE FROM LOCAL SOURCES	3,573,950.69	4,445,387.44	-871,436.75	-19.60%
STATE PROGRAM REVENUES	11,769,174.82	9,252,026.53	2,517,148.29	27.21%
FEDERAL PROGRAM REVENUES	1,555.80	17,465.20	-15,909.40	-91.09%
PAYROLL COSTS	10,419,163.57	9,994,194.56	424,969.01	4.25%
PROFESSIONAL & CONTRACTED SERV	1,195,945.36	1,633,415.33	-437,469.97	-26.78%
SUPPLIES & MATERIALS	665,543.23	693,534.60	-27,991.37	-4.04%
OTHER OPERATING COSTS	229,173.07	277,517.34	-48,344.27	-17.42%
DEBT SERVICE	23,838.10	20,337.30	3,500.80	17.21%
CAPITAL OUTLAY - LAND, BUILD	23,269.00	41,083.57	-17,814.57	-43.36%
Grand Revenue Totals	15,344,681.31	13,714,879.17	1,629,802.14	11.88%
Grand Expense Totals	12,556,932.33	12,660,082.70	-103,150.37	-0.81%
Grand Totals	2,787,748.98	1,054,796.47	1,732,952.51	164.29%
	Profit	Profit	Profit	

Number of Accounts: 2114

\*\*\*\*\* End of report \*\*\*\*\*

Henderson Independent School District  
Child Nutrition Monthly Comparison of Budget to Actual  
As of December 31, 2025  
Unaudited

	2025-2026 Original Budget	2025-2026 Revised Budget	2025-2026 FYTD Activity	2025-2026 FYTD %
<b>Revenues</b>				
5700 Local Revenue				
Earnings from Investments	10,000	10,000	20,843.79	208.4%
Food Service Activity	207,000	207,000	72,883.34	35.2%
5800 State Revenue	-	-	8,704.75	0.0%
5900 Federal Revenue/Other Sources				
School Breakfast Program	708,000	708,000	232,206.58	32.8%
National School Lunch Program	1,727,000	1,727,000	643,310.84	37.3%
Commodities	195,000	195,000	-	
<b>Total Revenues</b>	<b>\$ 2,847,000</b>	<b>\$ 2,847,000</b>	<b>\$ 977,949.30</b>	<b>34.4%</b>
<b>Expenditures</b>				
35 Food Services	2,847,000	2,847,000	747,551.33	26.3%
<b>Total Expenditures</b>	<b>\$ 2,847,000</b>	<b>\$ 2,847,000</b>	<b>\$ 747,551.33</b>	<b>26.3%</b>
Surplus (Deficit)	<u>-\$ -</u>	<u>\$ -</u>	<u>\$ 230,397.97</u>	

										2025-26	RECEIVED	Unexpended	PERCENT	
FND T FC OBJ SO ORG F PI	SOURCES				FYTD Revised Bdgt	TO DATE	Balance	RECEIVED						
5700	REVENUE FROM LOCAL SOURCES													
240 R 00 5742 00 000 0 00 000	EARNINGS FROM TEMP.INVESTMENTS				10,000.00	20,843.79	-10,843.79	208.44						
240 R 00 5751 00 000 0 00 000	FOOD SERVICE ACTIVITY				0.00	869.79	-869.79	0.00						
240 R 00 5751 00 001 0 00 000	FOOD SERVICE ACTIVITY				70,000.00	26,763.48	43,236.52	38.23						
240 R 00 5751 00 041 0 00 000	FOOD SERVICE ACTIVITY				57,000.00	16,995.86	40,004.14	29.82						
240 R 00 5751 00 107 0 00 000	FOOD SERVICE ACTIVITY				25,000.00	10,412.85	14,587.15	41.65						
240 R 00 5751 00 108 0 00 000	FOOD SERVICE ACTIVITY				27,000.00	8,286.71	18,713.29	30.69						
240 R 00 5751 00 109 0 00 000	FOOD SERVICE ACTIVITY				28,000.00	9,554.65	18,445.35	34.12						
240 R 00 57-- -- -- -- --	*REVENUE FROM LOCAL SOURCES				217,000.00	93,727.13	123,272.87	43.19						
5800	STATE PROGRAM REVENUES													
240 R 00 5831 00 000 0 00 000	TRS ON-BEHALF PAYMENTS				0.00	8,704.75	-8,704.75	0.00						
240 R 00 58-- -- -- -- --	*STATE PROGRAM REVENUES				0.00	8,704.75	-8,704.75	0.00						
5900	FEDERAL PROGRAM REVENUES													
240 R 00 5921 00 001 0 00 000	NSLP - SCHOOL BREAKFAST				251,000.00	59,872.60	191,127.40	23.85						
240 R 00 5921 00 041 0 00 000	NSLP - SCHOOL BREAKFAST				143,000.00	52,923.52	90,076.48	37.01						
240 R 00 5921 00 107 0 00 000	NSLP - SCHOOL BREAKFAST				139,000.00	47,284.78	91,715.22	34.02						
240 R 00 5921 00 108 0 00 000	NSLP - SCHOOL BREAKFAST				61,000.00	29,679.00	31,321.00	48.65						
240 R 00 5921 00 109 0 00 000	NSLP - SCHOOL BREAKFAST				114,000.00	42,446.68	71,553.32	37.23						
240 R 00 5922 00 001 0 00 000	NSLP - SCHOOL LUNCH				348,000.00	158,867.27	189,132.73	45.65						
240 R 00 5922 00 041 0 00 000	NSLP - SCHOOL LUNCH				455,000.00	172,498.66	282,501.34	37.91						
240 R 00 5922 00 107 0 00 000	NSLP - SCHOOL LUNCH				257,000.00	80,949.54	176,050.46	31.50						
240 R 00 5922 00 108 0 00 000	NSLP - SCHOOL LUNCH				252,000.00	85,008.64	166,991.36	33.73						
240 R 00 5922 00 109 0 00 000	NSLP - SCHOOL LUNCH				383,000.00	145,986.73	237,013.27	38.12						
240 R 00 5922 97 000 0 00 000	NSLP - SCHOOL LUNCH				32,000.00	0.00	32,000.00	0.00						
240 R 00 5923 00 000 0 00 000	USDA DONATED COMMODITIES				195,000.00	0.00	195,000.00	0.00						
240 R 00 59-- -- -- -- --	*FEDERAL PROGRAM REVENUES				2,630,000.00	875,517.42	1,754,482.58	33.29						
240 - - - - -	*HISD CHILD NUTRITION				2,847,000.00	977,949.30	1,869,050.70	34.35						
=====														



<u>OBJ</u>	<u>2025-26</u> <u>FYTD Activity</u>	<u>2024-25</u> <u>FYTD Activity</u>	<u>DIFFERENCE</u>	<u>% DIFFERENCE</u>
REVENUE FROM LOCAL SOURCES	93,727.13	103,645.80	-9,918.67	-9.57%
STATE PROGRAM REVENUES	8,704.75	4,406.94	4,297.81	97.52%
FEDERAL PROGRAM REVENUES	875,517.42	929,476.51	-53,959.09	-5.81%
PAYROLL COSTS	434,710.59	440,158.73	-5,448.14	-1.24%
PROFESSIONAL & CONTRACTED SERV	14,977.75	20,418.96	-5,441.21	-26.65%
SUPPLIES & MATERIALS	296,420.98	323,146.50	-26,725.52	-8.27%
OTHER OPERATING COSTS	1,442.01	1,159.90	282.11	24.32%
CAPITAL OUTLAY - LAND, BUILD		7,725.00	-7,725.00	-100.00%
<hr/>				
Grand Revenue Totals	977,949.30	1,037,529.25	-59,579.95	-5.74%
Grand Expense Totals	747,551.33	792,609.09	-45,057.76	-5.68%
Grand Totals	230,397.97	244,920.16	14,522.19	-5.93%
	Profit	Profit	Loss	

Number of Accounts: 98

\*\*\*\*\* End of report \*\*\*\*\*

Henderson Independent School District  
Debt Service Monthly Comparison of Budget to Actual  
As of December 31, 2025  
Unaudited

	2025-2026 Original Budget	2025-2026 Revised Budget	2025-2026 FYTD Activity	2025-2026 FYTD %
<b>Revenues</b>				
5700 Local Revenue				
Property Taxes	2,507,741	2,507,741	634,194.56	25.3%
Earnings from Investments	75,000	75,000	52,050.28	69.4%
5800 State Revenue	-	-	726,044.00	0.0%
5900 Federal Revenue/Other Sources	300,000	300,000	-	0.0%
<b>Total Revenues</b>	<b>\$ 2,882,741</b>	<b>\$ 2,882,741</b>	<b>\$ 1,412,288.84</b>	<b>49.0%</b>
<b>Expenditures</b>				
71 Debt Service	3,637,226	3,637,226	-	0.0%
<b>Total Expenditures</b>	<b>\$ 3,637,226</b>	<b>\$ 3,637,226</b>	<b>\$ -</b>	<b>0.0%</b>
Surplus (Deficit)	<b>\$ (754,485)</b>	<b>\$ (754,485)</b>	<b>\$ 1,412,288.84</b>	

										2025-26	RECEIVED	Unexpended	PERCENT
FND	T	FC	OBJ	SO	ORG	F	PI	SOURCES		FYTD Revised Bdgt	TO DATE	Balance	RECEIVED
5700 REVENUE FROM LOCAL SOURCES													
599	R	00	5711	00	000	0	00	000	TAXES, CURRENT YEAR	2,437,741.00	609,929.34	1,827,811.66	25.02
599	R	00	5712	00	000	0	00	000	TAXES, PRIOR YEAR	40,000.00	15,248.47	24,751.53	38.12
599	R	00	5719	00	000	0	00	000	OTHER TAX REVENUE	30,000.00	9,016.75	20,983.25	30.06
599	R	00	5742	00	000	0	00	000	EARNINGS FROM TEMP.INVESTMENTS	75,000.00	52,050.28	22,949.72	69.40
599 R 00 57-- -- --- - -- --- *REVENUE FROM LOCAL SOURCES										2,582,741.00	686,244.84	1,896,496.16	26.57
5800 STATE PROGRAM REVENUES													
599	R	00	5829	00	000	0	00	000	STATE PROGRAM REVENUES - TEA	0.00	726,044.00	-726,044.00	0.00
599 R 00 58-- -- --- - -- --- *STATE PROGRAM REVENUES										0.00	726,044.00	-726,044.00	0.00
5900 FEDERAL PROGRAM REVENUES													
599	R	00	5949	00	000	0	00	000	FED.REV.DIST.FROM FED.AGENCIES	300,000.00	0.00	300,000.00	0.00
599 R 00 59-- -- --- - -- --- *FEDERAL PROGRAM REVENUES										300,000.00	0.00	300,000.00	0.00
599 - - - ---- - - - - - *DEBT SERVICE										2,882,741.00	1,412,288.84	1,470,452.16	48.99
										=====	=====	=====	=====



<u>OBJ</u>	<u>2025-26</u> <u>FYTD Activity</u>	<u>2024-25</u> <u>FYTD Activity</u>	<u>DIFFERENCE</u>	<u>% DIFFERENCE</u>
REVENUE FROM LOCAL SOURCES	686,244.84	661,630.93	24,613.91	3.72%
STATE PROGRAM REVENUES	726,044.00	544,850.00	181,194.00	33.26%
DEBT SERVICE		825.00	-825.00	-100.00%
<hr/>				
Grand Revenue Totals	1,412,288.84	1,206,480.93	205,807.91	17.06%
Grand Expense Totals		825.00	-825.00	-100.00%
Grand Totals	1,412,288.84	1,205,655.93	206,632.91	17.14%
	Profit	Profit	Profit	

Number of Accounts: 6

\*\*\*\*\* End of report \*\*\*\*\*

HENDERSON ISD

Debt Service Requirements to Maturity - Notes to Financial Statements

Long-Term Debt

	\$6,490,000 2013 QSCB		\$8,900,000 2014 Refunding Bonds		\$8,705,000 2015 Refunding Bonds		\$14,784,919 2020 Refunding Bonds		Totals		Total	FY TOTAL
	Principal	Interest	Principal	Interest	Principal	Interest	Principal	Interest	Principal	Interest		
2/15/2026	-	9,248.25	-	65,000.00	-	54,800.00	-	141,363.00	-	270,411.25	270,411.25	
8/15/2026	-	9,248.25	1,050,000.00	65,000.00	885,000.00	54,800.00	13,762.00	977,601.00	1,948,762.00	1,106,649.25	3,055,411.25	3,325,822.50
2/15/2027	-	9,248.25	-	44,000.00	-	37,100.00	-	141,363.00	-	231,711.25	231,711.25	
8/15/2027	-	9,248.25	1,090,000.00	44,000.00	920,000.00	37,100.00	850,000.00	141,363.00	2,860,000.00	231,711.25	3,091,711.25	3,323,422.50
2/15/2028	-	9,248.25	-	22,200.00	-	18,700.00	-	136,348.00	-	186,496.25	186,496.25	
8/15/2028	-	9,248.25	1,110,000.00	22,200.00	935,000.00	18,700.00	910,000.00	136,348.00	2,955,000.00	186,496.25	3,141,496.25	3,327,992.50
2/15/2029	-	9,248.25	-	-	-	-	-	129,978.00	-	139,226.25	139,226.25	
8/15/2029	1,295,000.00	9,248.25	-	-	-	-	540,000.00	129,978.00	1,835,000.00	139,226.25	1,974,226.25	2,113,452.50
2/15/2030	-	9,248.25	-	-	-	-	-	125,928.00	-	135,176.25	135,176.25	
8/15/2030	1,295,000.00	9,248.25	-	-	-	-	550,000.00	125,928.00	1,845,000.00	135,176.25	1,980,176.25	2,115,352.50
2/15/2031	-	9,248.25	-	-	-	-	-	121,528.00	-	130,776.25	130,776.25	
8/15/2031	1,300,000.00	9,248.25	-	-	-	-	550,000.00	121,528.00	1,850,000.00	130,776.25	1,980,776.25	2,111,552.50
2/15/2032	-	9,248.25	-	-	-	-	-	116,853.00	-	126,101.25	126,101.25	
8/15/2032	1,300,000.00	9,248.25	-	-	-	-	560,000.00	116,853.00	1,860,000.00	126,101.25	1,986,101.25	2,112,202.50
2/15/2033	-	9,248.25	-	-	-	-	-	111,813.00	-	121,061.25	121,061.25	
8/15/2033	1,300,000.00	9,248.25	-	-	-	-	570,000.00	111,813.00	1,870,000.00	121,061.25	1,991,061.25	2,112,122.50
2/15/2034	-	-	-	-	-	-	-	106,398.00	-	106,398.00	106,398.00	
8/15/2034	-	-	-	-	-	-	1,880,000.00	106,398.00	1,880,000.00	106,398.00	1,986,398.00	2,092,796.00
2/15/2035	-	-	-	-	-	-	-	87,598.00	-	87,598.00	87,598.00	
8/15/2035	-	-	-	-	-	-	1,920,000.00	87,598.00	1,920,000.00	87,598.00	2,007,598.00	2,095,196.00
2/15/2036	-	-	-	-	-	-	-	67,438.00	-	67,438.00	67,438.00	
8/15/2036	-	-	-	-	-	-	1,960,000.00	67,438.00	1,960,000.00	67,438.00	2,027,438.00	2,094,876.00
2/15/2037	-	-	-	-	-	-	-	46,074.00	-	46,074.00	46,074.00	
8/15/2037	-	-	-	-	-	-	2,005,000.00	46,074.00	2,005,000.00	46,074.00	2,051,074.00	2,097,148.00
2/15/2038	-	-	-	-	-	-	-	23,518.00	-	23,518.00	23,518.00	
8/15/2038	-	-	-	-	-	-	2,045,000.00	23,518.00	2,045,000.00	23,518.00	2,068,518.00	2,092,036.00
	<b>6,490,000.00</b>	<b>147,972.00</b>	<b>3,250,000.00</b>	<b>262,400.00</b>	<b>2,740,000.00</b>	<b>221,200.00</b>	<b>14,353,762.00</b>	<b>3,548,638.00</b>	<b>26,833,762.00</b>	<b>4,180,210.00</b>	<b>31,013,972.00</b>	<b>31,013,972.00</b>

Henderson ISD  
Federal and State Grant Awards as of December 31, 2025

Title	School Year	Award Amount	Amount Paid	Remaining Amount	% Remaining
SCHOOL SAFETY STANDARDS	2022-2023	227,951.00	227,951.00	-	0%
2023-2025 SAFETY AND FACILITIES ENHANCEMENT (SAFE) GRANT CY1	2023-2024	380,396.00	380,396.00	-	0%
SAFE CYCLE 2	2023-2024	181,288.00	99,031.00	82,257.00	45%
2025-2026 PERKINS V: STRENGTHENING CTE FOR 21ST CENTURY	2025-2026	40,248.00	15,303.06	24,944.94	62%
TITLE I, PART A-IMPROVING BASIC PROGRAMS	2025-2026	865,425.00	288,166.59	577,258.41	67%
IDEA-B Formula	2025-2026	751,709.00	222,821.92	528,887.08	70%
IDEA-B Preschool	2025-2026	24,966.00	11,862.04	13,103.96	52%
TITLE III, PART A-ELA	2025-2026	54,996.00	30,552.57	24,443.43	44%
TITLE III, PART A-IMMIGRANT	2025-2026	3,177.00	99.99	3,077.01	97%
TITLE IV, PART A, SUBPART 1	2025-2026	65,699.00	7,072.02	58,626.98	89%
TITLE II, PART A-SUPPORTING EFFECTIVE INSTRUCTION	2025-2026	136,002.00	30,800.56	105,201.44	77%
<b>TOTAL</b>		<b>2,731,857.00</b>	<b>1,314,056.75</b>	<b>1,417,800.25</b>	<b>52%</b>

OBJ	OBJ	December 2025-26 <u>Beginning Balance</u>	December 2025-26 <u>Debits</u>	December 2025-26 <u>Credits</u>	Ending <u>Balance</u>
1102	TX BNK-CK-TAX CLEARING	1,127,808.80	2,544,370.12	801,385.24	2,870,793.68
1103	TX BNK-CK-WORKERS COMPENSATION	975.00	16,854.50	14,103.56	3,725.94
1111	TX BNK-CK-OPERATING	1,226,534.53	3,874,515.78	3,992,747.17	1,108,303.14
1114	TX BNK-CK-INTEREST & SINKING	498.70	0.29	0.00	498.99
1116	TX BNK-CK-PAYROLL CLEARING	148,645.52	3,222,404.73	3,251,154.53	119,895.72
1117	TX BNK-MM-OPERATING	14,123,890.74	3,675,416.72	6,097,279.76	11,702,027.70
1118	TX BNK-MM-INTEREST & SINKING	4,066,127.75	875,734.22	0.00	4,941,861.97
1120	INVESTMENTS	12,883,834.17	3,498,048.13	2,937,572.71	13,444,309.59
Grand Asset Totals		33,578,315.21	17,707,344.49	17,094,242.97	34,191,416.73

Number of Accounts: 41

\*\*\*\*\* End of report \*\*\*\*\*

Account Level										December 2025-26	December 2025-26	December 2025-26	Ending
FND	T	FC	OBJ	SO	ORG	F	PI	LOC	Description	Beginning Balance	Debits	Credits	Balance
1102 TX BNK-CK-TAX CLEARING													
199	A	00	1102	00	000	0	00	000	M&O-TAX CLEARING	937,916.16	2,106,532.05	666,673.90	2,377,774.31
599	A	00	1102	00	000	0	00	000	I&S-TAX CLEARING	189,892.64	437,838.07	134,711.34	493,019.37
XXX A 00 1102 -- --- - - - -										1,127,808.80	2,544,370.12	801,385.24	2,870,793.68
1103 TX BNK-CK-WORKERS COMPENSATION													
199	A	00	1103	00	000	0	00	000	WORKERS COMP-CASH	0.00	5.75	5.75	0.00
753	A	00	1103	00	000	0	00	000	WORKERS COMP-CASH	975.00	16,848.75	14,097.81	3,725.94
XXX A 00 1103 -- --- - - - -										975.00	16,854.50	14,103.56	3,725.94
1111 TX BNK-CK-OPERATING													
199	A	00	1111	00	000	0	00	000	GENERAL FUND-CASH	552,633.40	2,762,251.39	2,845,825.30	469,059.49
211	A	00	1111	00	000	0	00	000	ESEA TTL I,PT A-CASH	-54,428.76	61,359.49	83,119.14	-76,188.41
224	A	00	1111	00	000	0	00	000	IDEA B,FORMULA-CASH	-50,436.35	55,095.55	49,274.58	-44,615.38
225	A	00	1111	00	000	0	00	000	IDEA B,PRESCHOOL-CASH	-3,293.90	3,536.17	2,775.29	-2,533.02
240	A	00	1111	00	000	0	00	000	SBP & NSLP-CASH	299,682.63	212,954.45	176,483.95	336,153.13
244	A	00	1111	00	000	0	00	000	CTE PERKINS BASIC GRANT-CASH	-3,675.62	4,019.71	3,692.53	-3,348.44
255	A	00	1111	00	000	0	00	000	ESEA,TTL II,PT A-CASH	-6,264.23	8,536.97	10,937.13	-8,664.39
263	A	00	1111	00	000	0	00	000	TTL III,PT A,ELA & LEP-CASH	-6,506.61	6,721.53	2,603.67	-2,388.75
288	A	00	1111	00	000	0	00	000	ESEA TTL IV,PT A,SBPT 1-CASH	-1,772.83	1,939.20	1,710.94	-1,544.57
289	A	00	1111	00	000	0	00	000	BIL/ESL SUMMER SCHOOL-CASH	1,424.00	0.00	0.00	1,424.00
410	A	00	1111	00	000	0	00	000	INSTRUCTIONAL MATERIALS-CASH	-1,777.45	0.00	0.00	-1,777.45
425	A	00	1111	00	000	0	00	000	GENERAL OPERATING CASH	-2,424.52	2,424.52	33,358.41	-33,358.41
429	A	00	1111	00	000	0	00	000	CASH	0.00	39.07	0.00	39.07
461	A	00	1111	00	000	0	00	000	DISTRICT ACTIVITY FUND-CASH	10,333.68	6.19	500.00	9,839.87
481	A	00	1111	00	000	0	00	000	HHS CAMPUS ACTIVITY FUND-CASH	194,774.46	3,724.25	6,781.90	191,716.81
482	A	00	1111	00	000	0	00	000	HMS CAMPUS ACTIVITY FUND-CASH	135,762.93	785.13	1,183.10	135,364.96
483	A	00	1111	00	000	0	00	000	NIS CAMPUS ACTIVITY FUND-CASH	38,229.32	181.18	286.64	38,123.86
486	A	00	1111	00	000	0	00	000	WES CAMPUS ACTIVITY FUND-CASH	37,055.59	744.64	3,363.56	34,436.67
487	A	00	1111	00	000	0	00	000	WPS CAMPUS ACTIVITY FUND-CASH	6,837.79	3.44	1,370.00	5,471.23
488	A	00	1111	00	000	0	00	000	ATHLETICS ACTIVITY FUND-CASH	28,978.97	3,694.43	2,069.34	30,604.06
492	A	00	1111	00	000	0	00	000	HEAD START-CASH	-6,087.81	19,127.28	19,493.35	-6,453.88
599	A	00	1111	00	000	0	00	000	INTEREST & SINKING-CASH	0.00	726,044.00	726,044.00	0.00
753	A	00	1111	00	000	0	00	000	WORKERS COMP-CASH	25,986.97	5.75	16,848.75	9,143.97
865	A	00	1111	00	000	0	00	000	STUDENT ACTIVITY ACCOUNT-CASH	31,502.87	1,321.44	5,025.59	27,798.72
XXX A 00 1111 -- --- - - - -										1,226,534.53	3,874,515.78	3,992,747.17	1,108,303.14
1114 TX BNK-CK-INTEREST & SINKING													
599	A	00	1114	00	000	0	00	000	I&S CHECKING-CASH	498.70	0.29	0.00	498.99
XXX A 00 1114 -- --- - - - -										498.70	0.29	0.00	498.99

Account Level		December 2025-26	December 2025-26	December 2025-26	Ending
FND T FC OBJ SO ORG F PI LOC	Description	Beginning Balance	Debits	Credits	Balance
1116	TX BNK-CK-PAYROLL CLEARING				
898 A 00 1116 00 000 0 00 000	PAYROLL CLEARING-CASH	148,645.52	3,222,404.73	3,251,154.53	119,895.72
XXX A 00 1116 -- --- - - - ---		148,645.52	3,222,404.73	3,251,154.53	119,895.72
=====					
1117	TX BNK-MM-OPERATING				
199 A 00 1117 00 000 0 00 000	GENERAL FUND-MONEY MARKET	12,279,853.00	3,668,801.54	6,097,279.76	9,851,374.78
240 A 00 1117 00 000 0 00 000	SBP & NSLP-MONEY MARKET	1,505,631.24	5,401.20	0.00	1,511,032.44
753 A 00 1117 00 000 0 00 000	WORKERS COMP-MONEY MARKET	191,982.78	688.71	0.00	192,671.49
812 A 00 1117 00 000 0 00 000	TRAD OF EXCEL-MONEY MARKET	2,787.28	10.00	0.00	2,797.28
817 A 00 1117 00 000 0 00 000	HAND SCHLRSHP-MONEY MARKET	18,984.65	68.10	0.00	19,052.75
836 A 00 1117 00 000 0 00 000	PLUNKETT SCHLRSHP-MONEY MARKET	124,651.79	447.17	0.00	125,098.96
XXX A 00 1117 -- --- - - - ---		14,123,890.74	3,675,416.72	6,097,279.76	11,702,027.70
=====					
1118	TX BNK-MM-INTEREST & SINKING				
599 A 00 1118 00 000 0 00 000	I&S-MONEY MARKET	4,066,127.75	875,734.22	0.00	4,941,861.97
XXX A 00 1118 -- --- - - - ---		4,066,127.75	875,734.22	0.00	4,941,861.97
=====					
1120	INVESTMENTS				
199 A 00 1120 MB 000 0 00 000	INVESTMENTS - MULTIBANK	1,499,168.16	0.00	1,499,168.16	0.00
599 A 00 1120 MB 000 0 00 000	INVESTMENTS - MULTIBANK	2,949,665.56	0.00	0.00	2,949,665.56
199 A 00 1120 OK 000 0 00 000	INVESTMENTS - BANK OF OKLAHOMA	3,436,751.66	3,498,048.13	1,438,404.55	5,496,395.24
199 A 00 1120 UB 000 0 00 000	INVESTMENTS - UBS	4,998,248.79	0.00	0.00	4,998,248.79
XXX A 00 1120 -- --- - - - ---		12,883,834.17	3,498,048.13	2,937,572.71	13,444,309.59
=====					
Grand Asset Totals		33,578,315.21	17,707,344.49	17,094,242.97	34,191,416.73

Number of Accounts: 41

\*\*\*\*\* End of report \*\*\*\*\*

BANK CODE	CHECK NUMBER	CHECK DATE	CHE TYP	AMOUNT	PO NUMBER	VENDOR
GENERAL FUND CASH	17	12/02/2025	M	160.00	5342600095	HISD CHILD NUTRITION DEPT.
	17	12/02/2025	M	-160.00	0	HISD CHILD NUTRITION DEPT.
	18	12/09/2025	M	102.00	8012600168	HISD CHILD NUTRITION DEPT.
	18	12/09/2025	M	-102.00	0	HISD CHILD NUTRITION DEPT.
	19	12/10/2025	M	90.00	1082600042	HISD Child Nutrition
	19	12/10/2025	M	-90.00	0	HISD Child Nutrition
	20	12/18/2025	M	110.00	412600062	HISD Child Nutrition
	20	12/18/2025	M	-110.00	0	HISD Child Nutrition
	224824	12/01/2025	V	-500.00	712600095	VARSITY SPIRIT LLC
	224879	12/04/2025	R	59.95	7002600003	3D MAXIMUM SECURITY
	224879	12/04/2025	R	59.95	7002600003	3D MAXIMUM SECURITY
	224879	12/04/2025	R	59.95	7002600003	3D MAXIMUM SECURITY
	224879	12/04/2025	R	59.95	7002600003	3D MAXIMUM SECURITY
	224879	12/04/2025	R	70.00	7002600003	3D MAXIMUM SECURITY
	224879	12/04/2025	R	59.95	7002600003	3D MAXIMUM SECURITY
	224879	12/04/2025	R	59.95	7002600003	3D MAXIMUM SECURITY
	224879	12/04/2025	R	59.95	7002600003	3D MAXIMUM SECURITY
	224879	12/04/2025	R	59.95	7002600003	3D MAXIMUM SECURITY
	224879	12/04/2025	R	59.95	7002600003	3D MAXIMUM SECURITY
	224879	12/04/2025	R	59.95	7002600003	3D MAXIMUM SECURITY
	224880	12/04/2025	R	1,009.00	0	AJ CAPITAL
	224881	12/04/2025	R	159.99	9012600020	ALL CAMPUS SECURITY
	224881	12/04/2025	R	3,810.21	9012600020	ALL CAMPUS SECURITY
	224881	12/04/2025	R	77.74	9012600026	ALL CAMPUS SECURITY
	224882	12/04/2025	R	19.86	5342600070	ALL PRO AUTOMOTIVE
	224882	12/04/2025	R	43.99	5342600070	ALL PRO AUTOMOTIVE
	224883	12/04/2025	R	1,369.99	12600047	AMAZON.COM SERVICES, INC. (R)
	224883	12/04/2025	R	34.26	332600015	AMAZON.COM SERVICES, INC. (R)
	224883	12/04/2025	R	156.45	1612600110	AMAZON.COM SERVICES, INC. (R)
	224883	12/04/2025	R	493.79	8012600125	AMAZON.COM SERVICES, INC. (R)
	224883	12/04/2025	R	359.91	222600108	AMAZON.COM SERVICES, INC. (R)
	224883	12/04/2025	R	137.69	8012600124	AMAZON.COM SERVICES, INC. (R)
	224883	12/04/2025	R	68.13	712600080	AMAZON.COM SERVICES, INC. (R)
	224883	12/04/2025	R	162.70	12600054	AMAZON.COM SERVICES, INC. (R)
	224883	12/04/2025	R	29.97	12600057	AMAZON.COM SERVICES, INC. (R)
	224883	12/04/2025	R	40.29	7012600028	AMAZON.COM SERVICES, INC. (R)
	224883	12/04/2025	R	13.35	9002600052	AMAZON.COM SERVICES, INC. (R)
	224883	12/04/2025	R	302.46	222600082	AMAZON.COM SERVICES, INC. (R)
	224883	12/04/2025	R	36.03	332600014	AMAZON.COM SERVICES, INC. (R)
	224884	12/04/2025	R	30.00	7002600008	AT&T MOBILITY
	224885	12/04/2025	R	316.40	712600053	BARNES, JENNIFER
	224886	12/04/2025	R	124.89	5202600100	BARSCO
	224887	12/04/2025	R	4,308.06	1612600067	BSN - SPORT SUPPLY GROUP
	224887	12/04/2025	R	388.96	1612600099	BSN - SPORT SUPPLY GROUP
	224887	12/04/2025	R	389.84	1612600099	BSN - SPORT SUPPLY GROUP
	224888	12/04/2025	R	209.70	12600080	CHROMEBOOKPARTS.COM
	224889	12/04/2025	R	7,157.81	7002600005	CITY OF HENDERSON WATER
	224890	12/04/2025	R	80.00	712600079	DEADWOOD SOUTH BOUTIQUE & COMPANY
	224890	12/04/2025	R	251.00	712600078	DEADWOOD SOUTH BOUTIQUE & COMPANY
	224891	12/04/2025	R	892.50	7002600053	DIOSDADO, DANIEL
	224892	12/04/2025	R	368.00	222600157	ELIZONDO, MAURISIO
	224893	12/04/2025	R	750.00	1612600120	HALLSVILLE HS GOLF TEAM
	224894	12/04/2025	R	142.00	5202600108	HENDERSON RANCH & FEED LLC
	224894	12/04/2025	R	54.49	5202600108	HENDERSON RANCH & FEED LLC
	224895	12/04/2025	R	875.00	7002600053	HUNT, MICHAEL
	224896	12/04/2025	R	100.00	5202600011	INNOVATIVE PEST CONTROL CORP
	224896	12/04/2025	R	100.00	5202600011	INNOVATIVE PEST CONTROL CORP
	224896	12/04/2025	R	100.00	5202600011	INNOVATIVE PEST CONTROL CORP

BANK CODE	CHECK NUMBER	CHECK DATE	CHE TYP	AMOUNT	PO NUMBER	VENDOR
GENERAL FUND CASH	224896	12/04/2025	R	100.00	5202600011	INNOVATIVE PEST CONTROL CORP
	224896	12/04/2025	R	100.00	5202600011	INNOVATIVE PEST CONTROL CORP
	224896	12/04/2025	R	100.00	5202600011	INNOVATIVE PEST CONTROL CORP
	224896	12/04/2025	R	100.00	5202600011	INNOVATIVE PEST CONTROL CORP
	224896	12/04/2025	R	100.00	5202600011	INNOVATIVE PEST CONTROL CORP
	224896	12/04/2025	R	100.00	5202600011	INNOVATIVE PEST CONTROL CORP
	224896	12/04/2025	R	100.00	5202600011	INNOVATIVE PEST CONTROL CORP
	224896	12/04/2025	R	100.00	5202600011	INNOVATIVE PEST CONTROL CORP
	224896	12/04/2025	R	100.00	5202600011	INNOVATIVE PEST CONTROL CORP
	224896	12/04/2025	R	100.00	5202600011	INNOVATIVE PEST CONTROL CORP
	224896	12/04/2025	R	100.00	5202600011	INNOVATIVE PEST CONTROL CORP
	224896	12/04/2025	R	100.00	5202600011	INNOVATIVE PEST CONTROL CORP
	224896	12/04/2025	R	100.00	5202600011	INNOVATIVE PEST CONTROL CORP
	224896	12/04/2025	R	100.00	5202600011	INNOVATIVE PEST CONTROL CORP
	224896	12/04/2025	R	100.00	5202600011	INNOVATIVE PEST CONTROL CORP
	224896	12/04/2025	R	100.00	5202600011	INNOVATIVE PEST CONTROL CORP
	224896	12/04/2025	R	100.00	5202600011	INNOVATIVE PEST CONTROL CORP
	224896	12/04/2025	R	100.00	5202600011	INNOVATIVE PEST CONTROL CORP
	224897	12/04/2025	R	1,841.69	8012600079	JOHNSON, CRYSTAL
	224898	12/04/2025	R	995.00	1072600031	KEITH E COFIELD DBA KC CUSTOM SALES
	224898	12/04/2025	R	325.00	0	KEITH E COFIELD DBA KC CUSTOM SALES
	224898	12/04/2025	R	35.00	9012600027	KEITH E COFIELD DBA KC CUSTOM SALES
	224898	12/04/2025	R	96.00	712600114	KEITH E COFIELD DBA KC CUSTOM SALES
	224899	12/04/2025	R	49.84	5202600067	LOWE'S
	224899	12/04/2025	R	18.21	5202600067	LOWE'S
	224899	12/04/2025	R	908.20	5202600067	LOWE'S
	224899	12/04/2025	R	32.74	5202600067	LOWE'S
	224899	12/04/2025	R	72.64	5202600067	LOWE'S
	224899	12/04/2025	R	8.04	5202600067	LOWE'S
	224899	12/04/2025	R	32.58	5202600067	LOWE'S
	224899	12/04/2025	R	54.88	5202600067	LOWE'S
	224899	12/04/2025	R	14.82	5202600067	LOWE'S
	224899	12/04/2025	R	7.30	5202600067	LOWE'S
	224899	12/04/2025	R	19.33	5202600067	LOWE'S
	224899	12/04/2025	R	143.96	5202600067	LOWE'S
	224899	12/04/2025	R	0.93	5202600067	LOWE'S
	224899	12/04/2025	R	56.98	5202600067	LOWE'S
	224899	12/04/2025	R	22.31	5202600067	LOWE'S
	224899	12/04/2025	R	39.58	5202600067	LOWE'S
	224899	12/04/2025	R	77.80	5202600067	LOWE'S
	224899	12/04/2025	R	120.03	5202600067	LOWE'S
	224899	12/04/2025	R	66.46	5202600067	LOWE'S
	224899	12/04/2025	R	2.36	5202600067	LOWE'S
	224899	12/04/2025	R	10.15	5202600067	LOWE'S
	224899	12/04/2025	R	17.08	5202600067	LOWE'S
	224899	12/04/2025	R	24.64	5202600067	LOWE'S
	224899	12/04/2025	R	26.86	5202600067	LOWE'S
	224899	12/04/2025	R	13.00	5202600067	LOWE'S
	224899	12/04/2025	R	12.50	5202600067	LOWE'S
	224899	12/04/2025	R	90.21	5202600067	LOWE'S
	224899	12/04/2025	R	12.62	5202600067	LOWE'S
	224899	12/04/2025	R	33.23	5202600067	LOWE'S
	224899	12/04/2025	R	392.34	5202600067	LOWE'S
	224899	12/04/2025	R	43.92	5202600067	LOWE'S
	224899	12/04/2025	R	13.76	5202600067	LOWE'S
	224899	12/04/2025	R	26.63	5202600067	LOWE'S
	224899	12/04/2025	R	9.96	5202600067	LOWE'S
	224899	12/04/2025	R	41.45	5202600067	LOWE'S
	224899	12/04/2025	R	56.72	5202600067	LOWE'S

BANK CODE	CHECK NUMBER	CHECK DATE	CHE TYP	AMOUNT	PO NUMBER	VENDOR
GENERAL FUND CASH	224899	12/04/2025	R	221.00	5202600067	LOWE'S
	224899	12/04/2025	R	82.57	5202600067	LOWE'S
	224900	12/04/2025	S	30.36	7012600002	LOWE'S (R)
	224901	12/04/2025	R	512.92	222600073	MATHESON TRI-GAS, INC (R)
	224901	12/04/2025	R	157.20	222600066	MATHESON TRI-GAS, INC (R)
	224901	12/04/2025	R	115.00	222600066	MATHESON TRI-GAS, INC (R)
	224901	12/04/2025	R	169.60	222600066	MATHESON TRI-GAS, INC (R)
	224901	12/04/2025	R	46.00	222600066	MATHESON TRI-GAS, INC (R)
	224901	12/04/2025	R	7.07	222600066	MATHESON TRI-GAS, INC (R)
	224902	12/04/2025	R	210.00	222600113	MCMURRAY SIGNS & GRAPHICS
	224903	12/04/2025	R	84.00	222600123	NATIONAL FFA ORGANIZATION
	224903	12/04/2025	R	85.00	222600107	NATIONAL FFA ORGANIZATION
	224904	12/04/2025	R	84.00	222600143	NATIONAL HEALTHCAREER ASSOCIATION
	224905	12/04/2025	R	252.70	8012600134	PEARSON ASSESSMENTS
	224906	12/04/2025	R	2,046.00	7002600054	REGION 7 EDUCATION SERVICE CENTER
	224906	12/04/2025	R	77,816.87	7002600055	REGION 7 EDUCATION SERVICE CENTER
	224906	12/04/2025	R	100.00	7012600019	REGION 7 EDUCATION SERVICE CENTER
	224906	12/04/2025	R	150.00	9002600046	REGION 7 EDUCATION SERVICE CENTER
	224907	12/04/2025	R	86,842.25	7002600032	RUSK COUNTY APPRAISAL DISTRICT
	224908	12/04/2025	R	225.40	8012600106	SMITH-VALLIER, BARBARA
	224909	12/04/2025	R	28.70	8012600098	SMITH, JILL
	224910	12/04/2025	R	480.00	1612600036	SNOWFLAKE DONUTS
	224910	12/04/2025	R	450.00	1612600124	SNOWFLAKE DONUTS
	224911	12/04/2025	R	91.15	7002600007	SONITROL/INTERFACE SECURITY SYSTEMS
	224911	12/04/2025	R	292.38	7002600007	SONITROL/INTERFACE SECURITY SYSTEMS
	224912	12/04/2025	R	200.00	5342600089	SOUTHERN TIRE MART, LLC
	224913	12/04/2025	R	7,120.00	5202600098	SUMMIT FIRE & SECURITY LLC
	224914	12/04/2025	R	19.97	7002600009	SWEPCO (R)
	224914	12/04/2025	R	1,344.67	7002600009	SWEPCO (R)
	224915	12/04/2025	R	3,887.00	0	TASB, INC (R)
	224916	12/04/2025	R	75.00	5202600135	TEXAS DEPARTMENT OF AGRICULTURE
	224917	12/04/2025	R	3,983.00	5202600026	TEXAS FILTER SERVICE, LLC
	224918	12/04/2025	R	10.00	222600147	TEXAS HOSA ASSOCIATION
	224919	12/04/2025	R	15.00	712600116	TEXAS MUSIC EDUCATORS ASSOCIATION
	224920	12/04/2025	R	840.00	7002600053	TRIMBLE, JEREMY
	224921	12/04/2025	R	640.50	5202600126	UNIVERSAL TIME EQUIPMENT COMPANY
	224922	12/04/2025	R	13,240.28	5342600091	VELVIN OIL COMPANY INC
	224922	12/04/2025	R	3,105.00	5342600098	VELVIN OIL COMPANY INC
	224922	12/04/2025	R	1,915.75	5342600091	VELVIN OIL COMPANY INC
	224923	12/04/2025	R	150.00	9012600018	WALSH GALLEGOS KYLE ROBINSON & DE L
	224924	12/04/2025	R	315.87	712600064	WATKINS, STEPHEN
	224925	12/04/2025	R	372.00	222600096	WHITE, JOHN
	224926	12/04/2025	R	168.00	8012600108	WILSON, TASHA
	224927	12/09/2025	R	0.01	0	HENDERSON ISD
	224927	12/09/2025	V	-0.01	0	HENDERSON ISD
	224928	12/11/2025	R	1,625.00	8012600064	903 THERAPY FOR KID'S, PLLC
	224929	12/11/2025	R	586.39	5342600069	ABC AUTO PARTS
	224929	12/11/2025	R	136.47	5342600069	ABC AUTO PARTS
	224929	12/11/2025	R	42.98	5342600069	ABC AUTO PARTS
	224929	12/11/2025	R	14.47	5342600069	ABC AUTO PARTS
	224929	12/11/2025	R	640.00	5342600069	ABC AUTO PARTS
	224929	12/11/2025	R	17.53	5342600069	ABC AUTO PARTS
	224929	12/11/2025	R	16.46	5342600069	ABC AUTO PARTS
	224929	12/11/2025	R	-16.46	5342600069	ABC AUTO PARTS
	224930	12/11/2025	R	1,014.00	0	AJ CAPITAL
	224931	12/11/2025	R	94.00	1612600086	ALERT SERVICES, INC.

BANK CODE	CHECK		CHE TYP	AMOUNT	PO	
	NUMBER	DATE			NUMBER	VENDOR
GENERAL FUND CASH	224932	12/11/2025	R	619.00	5202600094	ALL CAMPUS SECURITY
	224932	12/11/2025	R	159.99	5202600094	ALL CAMPUS SECURITY
	224933	12/11/2025	R	131.72	12600047	AMAZON.COM SERVICES, INC. (R)
	224933	12/11/2025	R	155.84	8012600123	AMAZON.COM SERVICES, INC. (R)
	224933	12/11/2025	R	49.95	1092600061	AMAZON.COM SERVICES, INC. (R)
	224933	12/11/2025	R	1,991.92	12600046	AMAZON.COM SERVICES, INC. (R)
	224933	12/11/2025	R	740.26	12600063	AMAZON.COM SERVICES, INC. (R)
	224933	12/11/2025	R	167.95	12600058	AMAZON.COM SERVICES, INC. (R)
	224933	12/11/2025	R	779.00	7002600041	AMAZON.COM SERVICES, INC. (R)
	224933	12/11/2025	R	-32.48	1612600111	AMAZON.COM SERVICES, INC. (R)
	224933	12/11/2025	R	112.36	1612600111	AMAZON.COM SERVICES, INC. (R)
	224933	12/11/2025	R	207.94	1082600024	AMAZON.COM SERVICES, INC. (R)
	224933	12/11/2025	R	199.00	1082600024	AMAZON.COM SERVICES, INC. (R)
	224933	12/11/2025	R	682.50	22600005	AMAZON.COM SERVICES, INC. (R)
	224933	12/11/2025	R	7.59	7012600030	AMAZON.COM SERVICES, INC. (R)
	224933	12/11/2025	R	252.63	8012600128	AMAZON.COM SERVICES, INC. (R)
	224933	12/11/2025	R	117.51	412600052	AMAZON.COM SERVICES, INC. (R)
	224933	12/11/2025	R	82.23	332600013	AMAZON.COM SERVICES, INC. (R)
	224933	12/11/2025	R	205.32	332600013	AMAZON.COM SERVICES, INC. (R)
	224933	12/11/2025	R	760.07	12600062	AMAZON.COM SERVICES, INC. (R)
	224933	12/11/2025	R	-95.74	222600082	AMAZON.COM SERVICES, INC. (R)
	224933	12/11/2025	R	152.62	222600082	AMAZON.COM SERVICES, INC. (R)
	224933	12/11/2025	R	65.98	222600119	AMAZON.COM SERVICES, INC. (R)
	224933	12/11/2025	R	3,070.10	1612600102	AMAZON.COM SERVICES, INC. (R)
	224933	12/11/2025	R	147.39	1082600029	AMAZON.COM SERVICES, INC. (R)
	224933	12/11/2025	R	555.99	222600109	AMAZON.COM SERVICES, INC. (R)
	224933	12/11/2025	R	231.26	412600051	AMAZON.COM SERVICES, INC. (R)
	224933	12/11/2025	R	80.78	12600071	AMAZON.COM SERVICES, INC. (R)
	224934	12/11/2025	R	350.00	1612600142	ARP INDEPENDENT SCHOOL DISTRICT
	224935	12/11/2025	R	1,050.00	712600120	ATSSB - REGION 21
	224936	12/11/2025	R	37.80	372600043	AVILA, RAYO
	224937	12/11/2025	R	622.36	12600022	BIO CORPORATION
	224938	12/11/2025	R	2,500.00	8012600066	BRADDOCK THERAPY SERVICES, LLC
	224938	12/11/2025	R	84.98	8012600172	BRADDOCK THERAPY SERVICES, LLC
	224939	12/11/2025	R	10.36	8012600103	BRISCOE, ANGELA
	224940	12/11/2025	R	3,738.90	1612600070	BSN - SPORT SUPPLY GROUP
	224940	12/11/2025	R	1,938.30	1612600054	BSN - SPORT SUPPLY GROUP
	224940	12/11/2025	R	2,952.20	1612600041	BSN - SPORT SUPPLY GROUP
	224940	12/11/2025	R	3,676.66	1612600029	BSN - SPORT SUPPLY GROUP
	224940	12/11/2025	R	754.13	1612600126	BSN - SPORT SUPPLY GROUP
	224940	12/11/2025	R	3,759.57	1612600132	BSN - SPORT SUPPLY GROUP
	224941	12/11/2025	R	850.00	1612600143	BULLARD HIGH SCHOOL ATHLETICS
	224942	12/11/2025	R	36.20	7002600010	CENTERPOINT ENERGY
	224942	12/11/2025	R	129.34	7002600010	CENTERPOINT ENERGY
	224942	12/11/2025	R	59.48	7002600010	CENTERPOINT ENERGY
	224942	12/11/2025	R	876.22	7002600010	CENTERPOINT ENERGY
	224942	12/11/2025	R	100.46	7002600010	CENTERPOINT ENERGY
	224942	12/11/2025	R	1,337.28	7002600010	CENTERPOINT ENERGY
	224943	12/11/2025	R	308.91	412600039	CHROMEBOOKPARTS.COM
	224943	12/11/2025	R	66.20	412600039	CHROMEBOOKPARTS.COM
	224943	12/11/2025	R	424.90	1092600062	CHROMEBOOKPARTS.COM
	224943	12/11/2025	R	150.59	1092600084	CHROMEBOOKPARTS.COM
	224944	12/11/2025	R	404.33	5202600003	CINTAS CORPORATION NO. 2
	224944	12/11/2025	R	150.23	5342600004	CINTAS CORPORATION NO. 2
	224944	12/11/2025	R	404.33	5202600003	CINTAS CORPORATION NO. 2
	224944	12/11/2025	R	150.23	5342600004	CINTAS CORPORATION NO. 2

BANK CODE	CHECK NUMBER	CHECK DATE	CHE TYP	AMOUNT	PO NUMBER	VENDOR
GENERAL FUND CASH	224944	12/11/2025	R	404.33	5202600003	CINTAS CORPORATION NO. 2
	224944	12/11/2025	R	150.23	5342600004	CINTAS CORPORATION NO. 2
	224944	12/11/2025	R	404.33	5202600003	CINTAS CORPORATION NO. 2
	224944	12/11/2025	R	150.23	5342600004	CINTAS CORPORATION NO. 2
	224944	12/11/2025	R	107.50	5202600003	CINTAS CORPORATION NO. 2
	224944	12/11/2025	R	107.50	5342600004	CINTAS CORPORATION NO. 2
	224945	12/11/2025	R	325.40	372600039	COMPLETE SUPPLY INC
	224945	12/11/2025	R	214.69	372600039	COMPLETE SUPPLY INC
	224945	12/11/2025	R	211.32	372600039	COMPLETE SUPPLY INC
	224945	12/11/2025	R	1,014.00	372600039	COMPLETE SUPPLY INC
	224945	12/11/2025	R	226.77	372600039	COMPLETE SUPPLY INC
	224945	12/11/2025	R	407.54	372600039	COMPLETE SUPPLY INC
	224945	12/11/2025	R	210.81	372600039	COMPLETE SUPPLY INC
	224945	12/11/2025	R	259.78	372600039	COMPLETE SUPPLY INC
	224945	12/11/2025	R	207.14	372600039	COMPLETE SUPPLY INC
	224945	12/11/2025	R	202.80	372600039	COMPLETE SUPPLY INC
	224945	12/11/2025	R	401.02	372600039	COMPLETE SUPPLY INC
	224946	12/11/2025	R	39.20	372600043	DAVIS, JESSICA
	224947	12/11/2025	R	194.24	1092600027	DELL MARKETING L.P.
	224948	12/11/2025	R	23.66	8012600170	DICKERSON, CASI
	224949	12/11/2025	R	18.78	5202600105	ELLIOTT ELECTRIC SUPPLY (R)
	224949	12/11/2025	R	202.40	5202600105	ELLIOTT ELECTRIC SUPPLY (R)
	224949	12/11/2025	R	40.94	5202600105	ELLIOTT ELECTRIC SUPPLY (R)
	224949	12/11/2025	R	65.10	5202600105	ELLIOTT ELECTRIC SUPPLY (R)
	224949	12/11/2025	R	8.10	7012600003	ELLIOTT ELECTRIC SUPPLY (R)
	224949	12/11/2025	R	232.50	5202600105	ELLIOTT ELECTRIC SUPPLY (R)
	224949	12/11/2025	R	65.10	5202600105	ELLIOTT ELECTRIC SUPPLY (R)
	224949	12/11/2025	R	160.86	5202600105	ELLIOTT ELECTRIC SUPPLY (R)
	224950	12/11/2025	R	45.97	0	ELYSIAN FIELDS ISD
	224951	12/11/2025	R	314.65	372600040	EMPIRE PAPER COMPANY (R)
	224951	12/11/2025	R	171.24	372600040	EMPIRE PAPER COMPANY (R)
	224951	12/11/2025	R	329.10	372600040	EMPIRE PAPER COMPANY (R)
	224951	12/11/2025	R	71.06	372600040	EMPIRE PAPER COMPANY (R)
	224952	12/11/2025	R	200.27	8012600105	FONTINEAU, STACY
	224953	12/11/2025	R	45.97	0	GARRISON ISD
	224954	12/11/2025	R	425.00	1612600144	GARY ISD
	224955	12/11/2025	R	11.20	372600043	GASTON, JEANA
	224956	12/11/2025	R	2,551.26	372600042	GOLD STAR FOODS INC.
	224957	12/11/2025	R	250.00	5202600166	HARRIS, LANDON
	224958	12/11/2025	R	1,500.00	1612600152	HENDERSON COUNTRY CLUB
	224959	12/11/2025	R	10,255.33	372600044	HILAND DAIRY FOODS COMPANY, LLC
	224960	12/11/2025	R	472.00	222600063	HILL'S WHOLESALE FLORIST
	224961	12/11/2025	R	115.00	372600045	INNOVATIVE PEST CONTROL CORP
	224961	12/11/2025	R	115.00	372600045	INNOVATIVE PEST CONTROL CORP
	224961	12/11/2025	R	115.00	372600045	INNOVATIVE PEST CONTROL CORP
	224961	12/11/2025	R	115.00	372600045	INNOVATIVE PEST CONTROL CORP
	224962	12/11/2025	R	250.00	5202600167	JACKSON, KRISTINA
	224963	12/11/2025	R	56.00	372600043	JACKSON, MARSHA
	224964	12/11/2025	R	488.00	1612600087	KEITH E COFIELD DBA KC CUSTOM SALES
	224964	12/11/2025	R	2,780.00	222600127	KEITH E COFIELD DBA KC CUSTOM SALES
	224964	12/11/2025	R	1,393.00	1082600041	KEITH E COFIELD DBA KC CUSTOM SALES
	224965	12/11/2025	R	400.00	1612600139	LINDALE ISD
	224966	12/11/2025	R	101.00	1092600040	LITERACY RESOURCES, LLC DBA HEGGERT
	224967	12/11/2025	R	50.00	5342600035	LOMC
	224968	12/11/2025	R	79.26	5342600079	LOWE TRACTOR & EQUIPMENT, INC.
	224969	12/11/2025	R	6.30	372600043	MACIAS, VERNESSA

BANK CODE	CHECK NUMBER	CHECK DATE	CHE TYP	AMOUNT	PO NUMBER	VENDOR
GENERAL FUND CASH	224970	12/11/2025	R	46.20	372600043	MAPPS, PATTY
	224971	12/11/2025	R	177.00	222600135	MCNEW'S PRODUCE
	224971	12/11/2025	R	55.25	222600153	MCNEW'S PRODUCE
	224972	12/11/2025	R	300.00	712600097	MEYER, BRADLEY
	224973	12/11/2025	R	1,521.20	0	MT ENTERPRISE ISD
	224974	12/11/2025	R	147.50	5202600118	NATIONAL WHOLESALE SUPPLY, INC (R)
	224974	12/11/2025	R	53.00	5202600118	NATIONAL WHOLESALE SUPPLY, INC (R)
	224974	12/11/2025	R	4,294.84	5202600090	NATIONAL WHOLESALE SUPPLY, INC (R)
	224975	12/11/2025	R	233.30	5342600084	O'REILLY AUTO PARTS INC (R)
	224975	12/11/2025	R	106.71	5342600084	O'REILLY AUTO PARTS INC (R)
	224975	12/11/2025	R	41.12	5342600084	O'REILLY AUTO PARTS INC (R)
	224975	12/11/2025	R	-41.12	5342600084	O'REILLY AUTO PARTS INC (R)
	224975	12/11/2025	R	48.75	5342600084	O'REILLY AUTO PARTS INC (R)
	224975	12/11/2025	R	44.19	5342600084	O'REILLY AUTO PARTS INC (R)
	224975	12/11/2025	R	151.03	5342600084	O'REILLY AUTO PARTS INC (R)
	224975	12/11/2025	R	-151.03	5342600084	O'REILLY AUTO PARTS INC (R)
	224976	12/11/2025	R	1,521.20	0	OVERTON ISD ATHLETICS
	224977	12/11/2025	R	870.00	1082600040	PAPACITA'S MEXICAN RESTAURANT
	224978	12/11/2025	R	350.00	712600066	PATTERSON, FAITH
	224979	12/11/2025	R	14.00	372600043	PEREZ ANTONIO, KARLA
	224980	12/11/2025	R	180.00	12600075	PERRY, SUELLEN
	224981	12/11/2025	R	168.97	5342600085	PLILER INTERNATIONAL
	224982	12/11/2025	R	320.00	712600128	RADFORD, TAYLOR
	224983	12/11/2025	R	150.00	7002600062	ROUND ROCK ISD
	224984	12/11/2025	R	718.75	8012600065	RUNTE THERAPY SERVICES, LLC
	224985	12/11/2025	R	210.80	5342600087	Rush Bus Cntrs - Interstate Billing
	224986	12/11/2025	R	270.00	372600058	i3-MPN, LLC
	224987	12/11/2025	R	252.00	9002600004	SNOWFLAKE DONUTS
	224987	12/11/2025	R	240.00	8002600035	SNOWFLAKE DONUTS
	224988	12/11/2025	R	55,774.46	7002600009	SWEPCO (R)
	224989	12/11/2025	R	57,202.35	372600047	SYSCO FOOD SERVICES OF EAST TEXAS
	224990	12/11/2025	R	55.00	712600124	TAEA
	224991	12/11/2025	R	9,314.48	9002600037	TASB, INC (R)
	224991	12/11/2025	R	350.00	9002600038	TASB, INC (R)
	224992	12/11/2025	R	16,272.00	712600113	TATUM MUSIC COMPANY
	224992	12/11/2025	R	6,299.00	712600098	TATUM MUSIC COMPANY
	224992	12/11/2025	R	442.50	712600082	TATUM MUSIC COMPANY
	224992	12/11/2025	R	8.84	712600081	TATUM MUSIC COMPANY
	224993	12/11/2025	R	2,000.00	8012600077	TAYLOR, JENNIFER
	224993	12/11/2025	R	2,813.60	8012600169	TAYLOR, JENNIFER
	224994	12/11/2025	R	454.00	1092600086	TCEA (R)
	224994	12/11/2025	R	454.00	1092600086	TCEA (R)
	224994	12/11/2025	R	454.00	1092600086	TCEA (R)
	224994	12/11/2025	R	454.00	1092600086	TCEA (R)
	224995	12/11/2025	R	36.00	7502600005	TEXAS DEPARTMENT OF PUBLIC SAFETY
	224996	12/11/2025	R	379.00	12600044	THE VIRTUAL MEET EXPERIENCE, LLC
	224997	12/11/2025	R	50.00	412600044	TMSCA
	224998	12/11/2025	R	44.28	5342600090	TRI-STATE BATTERY SUPPLY OF TX INC
	224999	12/11/2025	R	5,161.25	712600062	VARSITY SPIRIT FASHIONS & SUPPLIES
	225000	12/11/2025	R	57.40	372600043	WILKERSON, MICHELL
	225001	12/11/2025	R	48.30	372600043	YANEZ, LIDIA
	225002	12/18/2025	R	14,355.75	9012500096	3D MAXIMUM SECURITY
	225002	12/18/2025	R	11,496.32	9012600019	3D MAXIMUM SECURITY
	225002	12/18/2025	R	3,025.12	5202600095	3D MAXIMUM SECURITY
	225002	12/18/2025	R	185.00	5202600165	3D MAXIMUM SECURITY
	225003	12/18/2025	R	1,825.00	8012600082	903 THERAPY FOR KID'S, PLLC

BANK CODE	CHECK		CHE TYP	AMOUNT	PO	
	NUMBER	DATE			NUMBER	VENDOR
GENERAL FUND CASH	225004	12/18/2025	R	768.00	0	AJ CAPITAL
	225005	12/18/2025	R	107.96	12600046	AMAZON.COM SERVICES, INC. (R)
	225005	12/18/2025	R	-31.98	12600047	AMAZON.COM SERVICES, INC. (R)
	225005	12/18/2025	R	115.47	1092600072	AMAZON.COM SERVICES, INC. (R)
	225005	12/18/2025	R	50.50	7002600049	AMAZON.COM SERVICES, INC. (R)
	225005	12/18/2025	R	77.50	412600047	AMAZON.COM SERVICES, INC. (R)
	225005	12/18/2025	R	187.96	222600124	AMAZON.COM SERVICES, INC. (R)
	225005	12/18/2025	R	26.04	332600019	AMAZON.COM SERVICES, INC. (R)
	225005	12/18/2025	R	63.44	1072600024	AMAZON.COM SERVICES, INC. (R)
	225005	12/18/2025	R	101.44	7502600016	AMAZON.COM SERVICES, INC. (R)
	225005	12/18/2025	R	273.32	1082600030	AMAZON.COM SERVICES, INC. (R)
	225005	12/18/2025	R	1,103.56	1092600069	AMAZON.COM SERVICES, INC. (R)
	225005	12/18/2025	R	99.99	412600050	AMAZON.COM SERVICES, INC. (R)
	225005	12/18/2025	R	8.53	12600058	AMAZON.COM SERVICES, INC. (R)
	225005	12/18/2025	R	38.99	12600062	AMAZON.COM SERVICES, INC. (R)
	225005	12/18/2025	R	310.89	222600109	AMAZON.COM SERVICES, INC. (R)
	225005	12/18/2025	R	17.67	1092600073	AMAZON.COM SERVICES, INC. (R)
	225005	12/18/2025	R	39.83	1092600077	AMAZON.COM SERVICES, INC. (R)
	225005	12/18/2025	R	42.86	1082600030	AMAZON.COM SERVICES, INC. (R)
	225005	12/18/2025	R	32.48	1612600125	AMAZON.COM SERVICES, INC. (R)
	225005	12/18/2025	R	219.99	12600081	AMAZON.COM SERVICES, INC. (R)
	225005	12/18/2025	R	169.90	12600062	AMAZON.COM SERVICES, INC. (R)
	225005	12/18/2025	R	101.83	7012600034	AMAZON.COM SERVICES, INC. (R)
	225005	12/18/2025	R	51.94	412600059	AMAZON.COM SERVICES, INC. (R)
	225005	12/18/2025	R	125.98	1612600122	AMAZON.COM SERVICES, INC. (R)
	225005	12/18/2025	R	384.73	1082600034	AMAZON.COM SERVICES, INC. (R)
	225005	12/18/2025	R	37.30	12600077	AMAZON.COM SERVICES, INC. (R)
	225005	12/18/2025	R	298.90	7012600031	AMAZON.COM SERVICES, INC. (R)
	225005	12/18/2025	R	121.97	1072600030	AMAZON.COM SERVICES, INC. (R)
	225005	12/18/2025	R	61.87	7502600016	AMAZON.COM SERVICES, INC. (R)
	225005	12/18/2025	R	75.84	1092600075	AMAZON.COM SERVICES, INC. (R)
	225005	12/18/2025	R	63.76	712600099	AMAZON.COM SERVICES, INC. (R)
	225005	12/18/2025	R	35.80	12600082	AMAZON.COM SERVICES, INC. (R)
	225005	12/18/2025	R	182.03	222600109	AMAZON.COM SERVICES, INC. (R)
	225005	12/18/2025	R	47.90	5342600096	AMAZON.COM SERVICES, INC. (R)
	225005	12/18/2025	R	106.88	8012600135	AMAZON.COM SERVICES, INC. (R)
	225005	12/18/2025	R	353.70	712600106	AMAZON.COM SERVICES, INC. (R)
	225005	12/18/2025	R	655.53	1612600127	AMAZON.COM SERVICES, INC. (R)
	225005	12/18/2025	R	70.72	1082600035	AMAZON.COM SERVICES, INC. (R)
	225005	12/18/2025	R	22.98	8002600033	AMAZON.COM SERVICES, INC. (R)
	225005	12/18/2025	R	104.79	222600136	AMAZON.COM SERVICES, INC. (R)
	225005	12/18/2025	R	352.16	1612600131	AMAZON.COM SERVICES, INC. (R)
	225005	12/18/2025	R	475.94	712600105	AMAZON.COM SERVICES, INC. (R)
	225005	12/18/2025	R	717.48	1092600074	AMAZON.COM SERVICES, INC. (R)
	225005	12/18/2025	R	408.12	1092600082	AMAZON.COM SERVICES, INC. (R)
	225005	12/18/2025	R	375.71	222600144	AMAZON.COM SERVICES, INC. (R)
	225005	12/18/2025	R	634.48	712600105	AMAZON.COM SERVICES, INC. (R)
	225005	12/18/2025	R	277.26	9002600060	AMAZON.COM SERVICES, INC. (R)
	225005	12/18/2025	R	141.42	412600054	AMAZON.COM SERVICES, INC. (R)
	225005	12/18/2025	R	359.90	7502600016	AMAZON.COM SERVICES, INC. (R)
	225005	12/18/2025	R	95.13	1082600036	AMAZON.COM SERVICES, INC. (R)
	225005	12/18/2025	R	75.64	5202600134	AMAZON.COM SERVICES, INC. (R)
	225005	12/18/2025	R	239.84	712600112	AMAZON.COM SERVICES, INC. (R)
	225005	12/18/2025	R	12.99	222600132	AMAZON.COM SERVICES, INC. (R)
	225006	12/18/2025	R	1,601.21	1612600044	BSN - SPORT SUPPLY GROUP
	225006	12/18/2025	R	392.33	1612600083	BSN - SPORT SUPPLY GROUP

BANK CODE	CHECK NUMBER	CHECK DATE	CHE TYP	AMOUNT	PO NUMBER	VENDOR
GENERAL FUND CASH	225007	12/18/2025	R	11.26	5342600071	Buck's Wheel & Equipment Co.
	225008	12/18/2025	R	404.53	7402600014	CDW GOVERNMENT, INC
	225008	12/18/2025	R	404.53	7402600014	CDW GOVERNMENT, INC
	225008	12/18/2025	R	-404.53	7402600014	CDW GOVERNMENT, INC
	225008	12/18/2025	R	2,330.11	8012600141	CDW GOVERNMENT, INC
	225008	12/18/2025	R	497.55	8012600163	CDW GOVERNMENT, INC
	225008	12/18/2025	R	316.65	8012600163	CDW GOVERNMENT, INC
	225008	12/18/2025	R	1,161.69	222600146	CDW GOVERNMENT, INC
	225009	12/18/2025	R	66.00	7002600010	CENTERPOINT ENERGY
	225010	12/18/2025	R	1,051.52	7002600015	DATAMAX INC
	225010	12/18/2025	R	2,328.62	7002600033	DATAMAX INC
	225010	12/18/2025	R	5,603.80	7002600034	DATAMAX INC
	225011	12/18/2025	R	229.20	5342600073	EAST TEXAS AUTO AIR AND GLASS
	225012	12/18/2025	R	25.00	1612600155	EAST TEXAS ATHLETIC TRAINERS ASSN
	225013	12/18/2025	R	3,268.32	372600027	FLOWERS BAKING CO. OF TYLER
	225013	12/18/2025	R	2,629.71	372600041	FLOWERS BAKING CO. OF TYLER
	225014	12/18/2025	R	2,106.63	712600122	GEORGIA EXPOSITION MANUFACTURING CO
	225015	12/18/2025	R	695.00	0	HARDY, COOK, & HARDY, PC
	225016	12/18/2025	R	260.00	222600149	HENDERSON RANCH & FEED LLC
	225016	12/18/2025	R	99.95	222600149	HENDERSON RANCH & FEED LLC
	225017	12/18/2025	R	1,096.88	5342600077	HOLT TRUCK CENTERS
	225017	12/18/2025	R	205.83	5342600077	HOLT TRUCK CENTERS
	225017	12/18/2025	R	261.39	5342600077	HOLT TRUCK CENTERS
	225017	12/18/2025	R	210.56	5342600077	HOLT TRUCK CENTERS
	225018	12/18/2025	R	74.93	712600100	J. W. PEPPER & SON, INC (R)
	225018	12/18/2025	R	64.99	712600100	J. W. PEPPER & SON, INC (R)
	225018	12/18/2025	R	30.00	712600100	J. W. PEPPER & SON, INC (R)
	225019	12/18/2025	R	1,883.66	0	JOAQUIN ISD
	225020	12/18/2025	R	1,641.20	8012600087	JOHNSON, CRYSTAL
	225021	12/18/2025	R	165.00	0	KEITH E COFIELD DBA KC CUSTOM SALES
	225021	12/18/2025	R	165.00	0	KEITH E COFIELD DBA KC CUSTOM SALES
	225021	12/18/2025	R	63.00	1092600078	KEITH E COFIELD DBA KC CUSTOM SALES
	225022	12/18/2025	R	50.00	12600059	LINDALE HIGH SCHOOL
	225023	12/18/2025	R	340.20	222600172	LOWE'S
	225024	12/18/2025	R	349.80	222600153	MCNEW'S PRODUCE
	225025	12/18/2025	R	99.31	0	MSB CONSULTING GROUP, LLC
	225026	12/18/2025	R	897.66	7002600018	OPTIMUM BUSINESS
	225027	12/18/2025	R	1,425.00	8012600088	PERRY, SHANNON
	225028	12/18/2025	R	730.00	1612600145	SABINE ATHLETIC BOOSTER CLUB
	225029	12/18/2025	R	1,883.66	0	SAN AUGUSTINE
	225030	12/18/2025	R	750.00	12600092	SAN JACINTO COLLEGE
	225031	12/18/2025	R	30.00	8012600104	SPENCER, MALLORY
	225031	12/18/2025	R	5.35	8012600173	SPENCER, MALLORY
	225032	12/18/2025	R	453.94	412600068	STAPLES INC
	225033	12/18/2025	R	3,020.00	5202600052	SUMMIT FIRE & SECURITY LLC
	225034	12/18/2025	R	279.36	7002600009	SWEPCO (R)
	225034	12/18/2025	R	21.54	7002600009	SWEPCO (R)
	225035	12/18/2025	R	941.05	12600029	TX STATE LIBRARY & ARCHIVES COMMISS
	225036	12/18/2025	R	7,741.60	0	UNIV OF TEXAS AT AUSTIN-UIL
	225037	12/18/2025	R	1,296.00	7002600063	UNIVERSAL TIME EQUIPMENT COMPANY
	225037	12/18/2025	R	174.00	7002600014	UNIVERSAL TIME EQUIPMENT COMPANY
	225038	12/19/2025	R	3,418.75	7002600005	CITY OF HENDERSON WATER
	225039	12/19/2025	R	85.80	0	VERIZON WIRELESS
	225039	12/19/2025	R	149.65	7002600016	VERIZON WIRELESS
	202500054	12/04/2025	W	488.13	7002600036	i3-MPN, LLC
	202500060	12/12/2025	W	29,431.12	0	JPMORGAN CHASE BANK NA

<u>BANK</u> <u>CODE</u>	<u>CHECK</u> <u>NUMBER</u>	<u>CHECK</u> <u>DATE</u>	<u>CHE</u> <u>TYP</u>	<u>AMOUNT</u>	<u>PO</u> <u>NUMBER</u>	<u>VENDOR</u>
	Totals for GEN			609,022.99		
WORKER COMP	1495	12/05/2025	M	699.99	0	NEAL, ROBIN
	1496	12/12/2025	M	979.98	0	NEAL, ROBIN
	1497	12/18/2025	M	9,343.00	0	CLAIMS ADMINISTRATIVE SERVICES, INC
	1498	12/19/2025	M	206.85	0	LONGVIEW REG MED CTR
	1499	12/19/2025	M	979.98	0	NEAL, ROBIN
	1500	12/19/2025	M	1,171.02	0	CHRISTUS HEALTH
	1501	12/22/2025	M	279.99	0	NEAL, ROBIN
	25260010	12/16/2025	M	18.00	0	CLAIMS ADMINISTRATIVE SERVICES, INC
	25260010	12/16/2025	M	3.00	0	CLAIMS ADMINISTRATIVE SERVICES, INC
	25260010	12/16/2025	M	30.00	0	CLAIMS ADMINISTRATIVE SERVICES, INC
	25260010	12/16/2025	M	29.00	0	CLAIMS ADMINISTRATIVE SERVICES, INC
	25260010	12/16/2025	M	65.00	0	CLAIMS ADMINISTRATIVE SERVICES, INC
	25260010	12/16/2025	M	192.00	0	CLAIMS ADMINISTRATIVE SERVICES, INC
	25260010	12/16/2025	M	100.00	0	CLAIMS ADMINISTRATIVE SERVICES, INC
	Totals for WC			14,097.81		
	Totals for checks			623,120.80		

FUND SUMMARY

<u>FUND</u>	<u>DESCRIPTION</u>	<u>BALANCE SHEET</u>	<u>REVENUE</u>	<u>EXPENSE</u>	<u>TOTAL</u>
199	GENERAL FUND	21,018.76	17,863.57	400,604.32	439,486.65
211	TITLE I PART A, BASIC PROGRAMS	0.00	0.00	28,548.35	28,548.35
240	HISD CHILD NUTRITION	4.89	0.00	81,058.69	81,063.58
255	TITLE II PART A-TEACH PRINC TR	1,204.26	0.00	4,713.60	5,917.86
263	TITLE III, PART A-LEP	0.00	0.00	99.99	99.99
425	SAFETY & FACILITIES ENHANCEMEN	0.00	0.00	33,358.41	33,358.41
461	CAMPUS ACTIVITY FUNDS	0.00	0.00	500.00	500.00
481	HIGH SCHOOL ACTIVITY FUND	1,225.35	0.00	5,556.55	6,781.90
482	MIDDLE SCHOOL ACTIVITY FUND	697.99	0.00	485.11	1,183.10
483	NORTHSIDE INTER ACTIVITY FUND	180.68	0.00	105.96	286.64
486	WYLIE ELEMENTARY ACTIVITY FUND	2,260.00	0.00	1,103.56	3,363.56
487	WYLIE PRIMARY ACTIVITY FUND	1,370.00	0.00	0.00	1,370.00
488	ATHLETICS ACTIVITY FUND	55.19	0.00	2,014.15	2,069.34
753	WORKERS COMP FUND	0.00	0.00	14,097.81	14,097.81
865	AGENCY FUND	1,414.00	0.00	3,579.61	4,993.61
***	Fund Summary Totals ***	29,431.12	17,863.57	575,826.11	623,120.80

\*\*\*\*\* End of report \*\*\*\*\*

<u>CHECK</u>	<u>CHECK</u>	<u>CHE</u>		
<u>NUMBER</u>	<u>DATE</u>	<u>TYP</u>	<u>AMOUNT</u>	<u>VENDOR</u>
224906	12/04/2025	R	80,112.87	REGION 7 EDUCATION SERVICE CENTER
224907	12/04/2025	R	86,842.25	RUSK COUNTY APPRAISAL DISTRICT
224988	12/11/2025	R	55,774.46	SWEPKO (R)
224989	12/11/2025	R	57,202.35	SYSKO FOOD SERVICES OF EAST TEXAS
225002	12/18/2025	R	29,062.19	3D MAXIMUM SECURITY
202500053	12/05/2025	W	209,241.00	TEACHER RETIREMENT SYSTEM OF TEXAS
202500060	12/12/2025	W	29,431.12	JPMORGAN CHASE BANK NA
202500061	12/18/2025	W	197,141.43	INTERNAL REVENUE SERVICE
202500062	12/18/2025	W	197,200.06	TEACHER RETIREMENT SYSTEM OF TEXAS
202500065	12/31/2025	W	90,069.56	TEACHER RETIREMENT SYSTEM OF TEXAS
252600009	12/04/2025	A	65,215.34	GENTRY FINANCIAL GROUP, LLC
252600012	12/30/2025	A	65,056.70	GENTRY FINANCIAL GROUP, LLC
			1,162,349.33	Totals for checks

FUND SUMMARY

<u>FUND</u>	<u>DESCRIPTION</u>	<u>BALANCE SHEET</u>	<u>REVENUE</u>	<u>EXPENSE</u>	<u>TOTAL</u>
199	GENERAL FUND	92,551.10	0.00	191,106.07	283,657.17
211	TITLE I PART A, BASIC PROGRAMS	4,945.85	0.00	27,115.63	32,061.48
224	IDEA PART B FORMULA	4,583.37	0.00	0.00	4,583.37
225	IDEA PART B PRESCHOOL	242.27	0.00	0.00	242.27
240	HISD CHILD NUTRITION	7,334.21	0.00	57,202.35	64,536.56
244	CARL D PERKINS BASIC FORM. GRT	344.09	0.00	0.00	344.09
255	TITLE II PART A-TEACH PRINC TR	1,468.17	0.00	4,259.60	5,727.77
263	TITLE III, PART A-LEP	214.92	0.00	0.00	214.92
288	ESEA,TITLE IV,PART A	166.37	0.00	0.00	166.37
425	SAFETY & FACILITIES ENHANCEMEN	0.00	0.00	29,310.47	29,310.47
481	HIGH SCHOOL ACTIVITY FUND	1,225.35	0.00	0.00	1,225.35
482	MIDDLE SCHOOL ACTIVITY FUND	697.99	0.00	0.00	697.99
483	NORTHSIDE INTER ACTIVITY FUND	180.68	0.00	0.00	180.68
486	WYLIE ELEMENTARY ACTIVITY FUND	2,260.00	0.00	0.00	2,260.00
487	WYLIE PRIMARY ACTIVITY FUND	1,370.00	0.00	0.00	1,370.00
488	ATHLETICS ACTIVITY FUND	55.19	0.00	0.00	55.19
492	HEAD START	447.12	0.00	0.00	447.12
865	AGENCY FUND	1,414.00	0.00	0.00	1,414.00
898	FUND 898	733,854.53	0.00	0.00	733,854.53
***	Fund Summary Totals ***	853,355.21	0.00	308,994.12	1,162,349.33

\*\*\*\*\* End of report \*\*\*\*\*

Henderson ISD, TX

JPMORGAN000  
 JPMORGAN CHASE BANK NA  
  
 PO Box 94016  
 PALATINE, IL 60094-4016

Check No. **202500060**  
 Check Date 12/12/2025  
 Check Type Wire Transfer

Invoice #	P.O. #	Inv Description	Inv Date	Gross	Net
	Adjustment Desc	Adj Amount	Discount Desc Account Number		Disc Amount Account Amount
11.28.2025 CC STMT	0	JP MORGAN CREDIT CARD STATEMENT ENDED 11/28/2025 (10/30/2025-11/25/2025)	12/12/2025	29,431.12	29,431.12
			865 L 00 2110 22 000 0 00 000		1,414.00
			199 L 00 2110 22 000 0 00 000		21,018.76
			240 L 00 2110 22 000 0 00 000		4.89
			481 L 00 2110 22 000 0 00 000		1,225.35
			482 L 00 2110 22 000 0 00 000		697.99
			483 L 00 2110 22 000 0 00 000		180.68
			486 L 00 2110 22 000 0 00 000		2,260.00
			487 L 00 2110 22 000 0 00 000		1,370.00
			488 L 00 2110 22 000 0 00 000		55.19
			255 L 00 2110 22 000 0 00 000		1,204.26
		CHECK TOTAL		29,431.12	

# J.P.Morgan

JPMORGAN CHASE BANK NA  
 PO BOX 15918  
 MAIL SUITE DE1-1404  
 WILMINGTON DE 19850

ACCOUNT NUMBER	██████████
PAYMENT DUE DATE	12/12/2025
AMOUNT DUE	\$29,431.12
CURRENT BALANCE	\$29,431.12

Remit To: JPMORGAN CHASE BANK NA  
 P.O. BOX 4475  
 CAROL STREAM, IL 60197-4475

AMOUNT ENCLOSED \$
-----------------------

HENDERSON ISD  
 KRISTIN BYRD  
 300 CROSBY  
 P.O. BOX 728  
 HENDERSON TX 75653-0728

\*\* 0000000

PLEASE TEAR PAYMENT COUPON AT PERFORATION

## STATEMENT MESSAGES

## COMMERCIAL ACCOUNT SUMMARY

ORGANIZATION NAME: HENDERSON ISD  
 ACCOUNT NUMBER: ██████████

CLOSING DATE 11-28-25  
 CREDIT LIMIT 116,000  
 AVAILABLE CREDIT 86,569

FOR CUSTOMER SERVICE CALL:  
 1-800-316-6056  
 FOR TTY/TDD SERVICE CALL:  
 1-800-955-8060

SEND BILLING INQUIRIES TO:  
 JPMORGAN CHASE BANK NA  
 COMMERCIAL CARD SOLUTIONS  
 P.O. BOX 2015  
 MAIL SUITE IL1-6225  
 ELGIN, IL 60121

PREVIOUS BALANCE	39,495.78
PURCHASES AND OTHER CHARGES	30,779.74
CASH ADVANCES	.00
CREDITS	1,348.62
PAYMENTS	39,495.78-
LATE PAYMENT CHARGES	.00
CASH ADVANCE FEE	.00
FINANCE CHARGES	.00
<b>NEW BALANCE</b>	<b>29,431.12</b>
TOTAL PAYMENT DUE	29,431.12
DISPUTED AMOUNT	.00

ACCT. NUMBER: [REDACTED]

HENDERSON ISD

**COMMERCIAL ACCOUNT ACTIVITY**HENDERSON ISD  
[REDACTED]**TOTAL COMMERCIAL ACTIVITY**  
\$39,495.78 CR

ACCOUNTING CODE:

Post Date	Tran Date	Reference Number	Transaction Description	Amount
11-14	11-14		AUTO PAYMENT DEDUCTION	39,495.78 CR

**INDIVIDUAL CARDHOLDER ACTIVITY**TRAVEL 1  
[REDACTED]

CREDITS	PURCHASES	CASH ADV	TOTAL ACTIVITY
\$0.00	\$189.20	\$0.00	\$189.20

ACCOUNTING CODE:

**Purchasing Activity**

Post Date	Tran Date	Reference Number	Transaction Description	Amount
11-06	11-05	51043235309067938579928	TAEA 9722339107 TX P.O.S.: 93857992 SALES TAX: 11.81	155.00

**Total Purchasing Activity** \$155.00**Travel Activity**

Post Date	Tran Date	Reference Number	Transaction Description	Amount
11-17	11-14	05140485319710036812959	CHICK-FIL-A #04725 KILGORE TX	34.20

**Total Travel Activity** \$34.20MOLLIE BRYAN  
[REDACTED]

CREDITS	PURCHASES	CASH ADV	TOTAL ACTIVITY
\$0.00	\$80.00	\$0.00	\$80.00

ACCOUNTING CODE:

**Purchasing Activity**

Post Date	Tran Date	Reference Number	Transaction Description	Amount
11-07	11-05	85184125310900015604747	TEXAS ASSOCIATION FOR AUSTIN TX	80.00

**Total Purchasing Activity** \$80.00JESSICA WARNER  
[REDACTED]

CREDITS	PURCHASES	CASH ADV	TOTAL ACTIVITY
\$0.00	\$160.14	\$0.00	\$160.14

ACCOUNTING CODE:

**Purchasing Activity**

Post Date	Tran Date	Reference Number	Transaction Description	Amount
11-06	11-04	55421355309939116140237	TASBO AUSTIN TX	155.00
11-12	11-11	55500365315545949019731	TEXAS S.O.S. SVC HAGERSTOWN MD P.O.S.: PO315678036624 SALES TAX: 0.00	0.14
11-12	11-11	55500365315545979665668	TEXAS SECRETARY OF STA AUSTIN TX P.O.S.: 153374998 SALES TAX: 0.00	5.00

**Total Purchasing Activity** \$160.14

ACCT. NUMBER: [REDACTED]

HENDERSON ISD

**INDIVIDUAL CARDHOLDER ACTIVITY**

<b>OREN PERRY</b> [REDACTED]	<b>CREDITS</b> \$0.00	<b>PURCHASES</b> \$1,374.33	<b>CASH ADV</b> \$0.00	<b>TOTAL ACTIVITY</b> \$1,374.33
---------------------------------	--------------------------	--------------------------------	---------------------------	-------------------------------------

ACCOUNTING CODE:

**Purchasing Activity**

Post Date	Tran Date	Reference Number	Transaction Description	Amount
11-11	11-10	05436845315400075811318	WM SUPERCENTER #165 HENDERSON TX P.O.S.: 000000692815 SALES TAX: 0.00	95.06
11-11	11-10	05436845315400075811490	WM SUPERCENTER #165 HENDERSON TX P.O.S.: 000000673071 SALES TAX: 0.00	197.42
<b>Total Purchasing Activity</b>				<b>\$292.48</b>

**Travel Activity**

Post Date	Tran Date	Reference Number	Transaction Description	Amount
11-14	11-12	55432865317204129234484	WHATABURGER 0937 CARTHAGE TX P.O.S.: 204633 SALES TAX: 0.00	595.00
11-20	11-19	15270215323001197047098	SUBWAY 5855 MARSHALL TX	486.85
<b>Total Travel Activity</b>				<b>\$1,081.85</b>

<b>LAUREN KIRK</b> [REDACTED]	<b>CREDITS</b> \$18.62	<b>PURCHASES</b> \$506.94	<b>CASH ADV</b> \$0.00	<b>TOTAL ACTIVITY</b> \$488.32
----------------------------------	---------------------------	------------------------------	---------------------------	-----------------------------------

ACCOUNTING CODE:

**Travel Activity**

Post Date	Tran Date	Reference Number	Transaction Description	Amount
11-17	11-14	75369435318763503204096	MAGNOLIA HOTEL - DALLA DALLAS TX 0001112569 ARRIVAL: 11-12-25	506.94
11-17	11-14	85369435318763501227460	MAGNOLIA HOTEL - DALLA DALLAS TX 0001112572 ARRIVAL: 11-14-25	18.62 CR
<b>Total Travel Activity</b>				<b>\$488.32</b>

<b>JOHN WHITE</b> [REDACTED]	<b>CREDITS</b> \$0.00	<b>PURCHASES</b> \$1,068.74	<b>CASH ADV</b> \$0.00	<b>TOTAL ACTIVITY</b> \$1,068.74
---------------------------------	--------------------------	--------------------------------	---------------------------	-------------------------------------

ACCOUNTING CODE:

**Travel Activity**

Post Date	Tran Date	Reference Number	Transaction Description	Amount
11-07	11-06	05140485310720252380226	MCDONALD'S F6704 LINDALE TX	500.00
11-17	11-13	55417345319163192185173	DRURY AUSTIN NORTH AUSTIN TX RZ4MN3GY4 ARRIVAL: 11-11-25	258.12
11-17	11-13	55417345319163192185579	DRURY AUSTIN NORTH AUSTIN TX G9TKTD4KT ARRIVAL: 11-11-25	258.12
<b>Total Travel Activity</b>				<b>\$1,016.24</b>

**Fleet Activity**

Post Date	Tran Date	Reference Number	Transaction Description	Amount
11-17	11-14	55639955319018730647761	EXXON AA FOOD MART #1 AUSTIN TX	52.50
<b>Total Fleet Activity</b>				<b>\$52.50</b>

ACCT. NUMBER: [REDACTED]

HENDERSON ISD

**INDIVIDUAL CARDHOLDER ACTIVITY**

<b>DAVID CHENAULT</b> [REDACTED]	<b>CREDITS</b> \$0.00	<b>PURCHASES</b> \$21.28	<b>CASH ADV</b> \$0.00	<b>TOTAL ACTIVITY</b> \$21.28
-------------------------------------	--------------------------	-----------------------------	---------------------------	----------------------------------

ACCOUNTING CODE:

**Purchasing Activity**

Post Date	Tran Date	Reference Number	Transaction Description	Amount
11-19	11-18	82711165322500055893191	OPENAI *CHATGPT SUBSCR SAN FRANCISCO CA	21.28
<b>Total Purchasing Activity</b>				<b>\$21.28</b>

<b>SARAH KNIGHT</b> [REDACTED]	<b>CREDITS</b> \$0.00	<b>PURCHASES</b> \$206.48	<b>CASH ADV</b> \$0.00	<b>TOTAL ACTIVITY</b> \$206.48
-----------------------------------	--------------------------	------------------------------	---------------------------	-----------------------------------

ACCOUNTING CODE:

**Purchasing Activity**

Post Date	Tran Date	Reference Number	Transaction Description	Amount
11-10	11-07	52032675311085536032193	S&S ACTIVEWEAR BOLINGBROOK IL P.O.S.: October 25 Open P SALES TAX: 0.00	206.48
<b>Total Purchasing Activity</b>				<b>\$206.48</b>

<b>STEPHANIE GATLIN</b> [REDACTED]	<b>CREDITS</b> \$0.00	<b>PURCHASES</b> \$121.78	<b>CASH ADV</b> \$0.00	<b>TOTAL ACTIVITY</b> \$121.78
---------------------------------------	--------------------------	------------------------------	---------------------------	-----------------------------------

ACCOUNTING CODE:

**Purchasing Activity**

Post Date	Tran Date	Reference Number	Transaction Description	Amount
11-05	11-04	05436845309400072978456	WM SUPERCENTER #165 HENDERSON TX P.O.S.: 000000042526 SALES TAX: 0.00	104.81
11-10	11-07	55483825312016632069695	WAL-MART #0165 HENDERSON TX	16.97
<b>Total Purchasing Activity</b>				<b>\$121.78</b>

<b>JORGE CARDENAS</b> [REDACTED]	<b>CREDITS</b> \$0.00	<b>PURCHASES</b> \$55.19	<b>CASH ADV</b> \$0.00	<b>TOTAL ACTIVITY</b> \$55.19
-------------------------------------	--------------------------	-----------------------------	---------------------------	----------------------------------

ACCOUNTING CODE:

**Purchasing Activity**

Post Date	Tran Date	Reference Number	Transaction Description	Amount
11-21	11-20	05436845325000430129139	WALGREENS #11212 HENDERSON TX P.O.S.: NONE SALES TAX: 2.23	29.27
11-21	11-20	55483825325017128061001	WAL-MART #0165 HENDERSON TX	25.92
<b>Total Purchasing Activity</b>				<b>\$55.19</b>

<b>KEASA BONDS</b> [REDACTED]	<b>CREDITS</b> \$0.00	<b>PURCHASES</b> \$1,297.36	<b>CASH ADV</b> \$0.00	<b>TOTAL ACTIVITY</b> \$1,297.36
----------------------------------	--------------------------	--------------------------------	---------------------------	-------------------------------------

ACCOUNTING CODE:

**Purchasing Activity**

Post Date	Tran Date	Reference Number	Transaction Description	Amount
11-18	11-17	05436845322400077173627	WM SUPERCENTER #165 HENDERSON TX P.O.S.: 000000591005 SALES TAX: 0.00	22.85

ACCT. NUMBER: [REDACTED]

HENDERSON ISD

**INDIVIDUAL CARDHOLDER ACTIVITY**

**Purchasing Activity**

Post Date	Tran Date	Reference Number	Transaction Description	Amount
<b>Total Purchasing Activity</b>				<b>\$22.85</b>

**Travel Activity**

Post Date	Tran Date	Reference Number	Transaction Description	Amount
11-03	11-01	05140485305720248427146	MCDONALD'S F31187 HALLSVILLE TX	131.60
11-10	11-08	05140485312720248843905	MCDONALD'S F31187 HALLSVILLE TX	70.00
11-10	11-07	55432865312202429988622	WHATABURGER 1062 HALLSVILLE TX P.O.S.: 127266 SALES TAX: 0.00	134.25
11-17	11-13	05140485318710027743750	CHICK-FIL-A #04033 FRISCO TX	135.03
11-17	11-14	05140485318720265469380	MCDONALD'S F6475 BALCH SPRINGS TX	61.80
11-17	11-15	55432865320205297325249	RAISING CANES 0462 TERRELL TX P.O.S.: 20138 SALES TAX: 0.00	182.21
11-19	11-18	52653845322553643135948	DAIRY QUEEN #14639 TATUM TX	94.75
11-25	11-24	52197365329560735220392	CHICKEN EXPRESS CARTHA CARTHAGE TX	212.25
<b>Total Travel Activity</b>				<b>\$1,021.89</b>

**Fleet Activity**

Post Date	Tran Date	Reference Number	Transaction Description	Amount
11-17	11-14	55308765319549902487597	SHELL OIL 57545728909 FRISCO TX	252.62
<b>Total Fleet Activity</b>				<b>\$252.62</b>

<b>RICHARD MEEKS</b> [REDACTED]	<b>CREDITS</b> \$0.00	<b>PURCHASES</b> \$1,791.39	<b>CASH ADV</b> \$0.00	<b>TOTAL ACTIVITY</b> \$1,791.39
------------------------------------	--------------------------	--------------------------------	---------------------------	-------------------------------------

ACCOUNTING CODE:

**Purchasing Activity**

Post Date	Tran Date	Reference Number	Transaction Description	Amount
11-11	11-10	75306375315167201276447	TEXAS HIGH SCHOOL ATHL TEXAS CITY TX P.O.S.: 000000113477783 SALES TAX: 0.00	70.00
11-17	11-14	05416015318141000388904	WAL-MART #0165 HENDERSON TX	360.66
11-24	11-21	05436845326400082946922	WM SUPERCENTER #165 HENDERSON TX P.O.S.: 000000084911 SALES TAX: 0.00	160.73
<b>Total Purchasing Activity</b>				<b>\$591.39</b>

**Travel Activity**

Post Date	Tran Date	Reference Number	Transaction Description	Amount
11-03	11-01	02305375305500478182525	TST* DAIRY QUEEN FRANC TYLER TX	720.00
11-17	11-14	11636485319001600418004	JUCYS HAMBURGERS HENDE HENDERSON TX	480.00
<b>Total Travel Activity</b>				<b>\$1,200.00</b>

ACCT. NUMBER: [REDACTED]

HENDERSON ISD

**INDIVIDUAL CARDHOLDER ACTIVITY**

<b>MINDY RUCKER</b> [REDACTED]	<b>CREDITS</b> \$0.00	<b>PURCHASES</b> \$269.67	<b>CASH ADV</b> \$0.00	<b>TOTAL ACTIVITY</b> \$269.67
-----------------------------------	--------------------------	------------------------------	---------------------------	-----------------------------------

ACCOUNTING CODE:

**Travel Activity**

Post Date	Tran Date	Reference Number	Transaction Description	Amount
11-04	11-03	55436875308173086300735	LA QUINTA MOTOR INNS ROUND ROCK TX 15000605	269.67

<b>Total Travel Activity</b>	<b>\$269.67</b>
------------------------------	-----------------

<b>CRAIG HAYNIE</b> [REDACTED]	<b>CREDITS</b> \$0.00	<b>PURCHASES</b> \$730.49	<b>CASH ADV</b> \$0.00	<b>TOTAL ACTIVITY</b> \$730.49
-----------------------------------	--------------------------	------------------------------	---------------------------	-----------------------------------

ACCOUNTING CODE:

**Purchasing Activity**

Post Date	Tran Date	Reference Number	Transaction Description	Amount
11-03	11-02	02305375307500362226980	U-HAULSIGN EXPRESS HENDERSON TX 96193146	589.65
11-12	11-10	02305375316500355483589	U-HAULSIGN EXPRESS HENDERSON TX 97274055	80.84

<b>Total Purchasing Activity</b>	<b>\$670.49</b>
----------------------------------	-----------------

**Fleet Activity**

Post Date	Tran Date	Reference Number	Transaction Description	Amount
11-03	10-31	55432865304209743690305	TEXACO 0307688 HENDERSON TX P.O.S.: M000001000001 SALES TAX: 8.58	60.00

<b>Total Fleet Activity</b>	<b>\$60.00</b>
-----------------------------	----------------

<b>CAPRICE STOUTE</b> [REDACTED]	<b>CREDITS</b> \$1,330.00	<b>PURCHASES</b> \$1,475.00	<b>CASH ADV</b> \$0.00	<b>TOTAL ACTIVITY</b> \$145.00
-------------------------------------	------------------------------	--------------------------------	---------------------------	-----------------------------------

ACCOUNTING CODE:

**Travel Activity**

Post Date	Tran Date	Reference Number	Transaction Description	Amount
11-03	10-31	55432865304209676745548	SQ *PINEY PARK MARSHALL TX P.O.S.: 00023058430232083 SALES TAX: 109.05	1,330.00
11-03	10-31	55432865304209677181743	SQ *PINEY PARK MARSHALL TX P.O.S.: 00023058430232084 SALES TAX: 7.37	90.00
11-03	10-31	55432865304209686053966	SQ *PINEY PARK MARSHALL TX P.O.S.: 00023058430232085 SALES TAX: 4.50	55.00
11-03	10-31	55432865304209697182663	SQ *PINEY PARK MARSHALL TX	1,330.00 CR

<b>Total Travel Activity</b>	<b>\$145.00</b>
------------------------------	-----------------

<b>BRITTANY IRVIN</b> [REDACTED]	<b>CREDITS</b> \$0.00	<b>PURCHASES</b> \$119.50	<b>CASH ADV</b> \$0.00	<b>TOTAL ACTIVITY</b> \$119.50
-------------------------------------	--------------------------	------------------------------	---------------------------	-----------------------------------

ACCOUNTING CODE:

ACCT. NUMBER: [REDACTED]

HENDERSON ISD

**INDIVIDUAL CARDHOLDER ACTIVITY**

**Purchasing Activity**

Post Date	Tran Date	Reference Number	Transaction Description	Amount
11-03	10-31	55483825305016359067996	WAL-MART #0165 HENDERSON TX	119.50
<b>Total Purchasing Activity</b>				<b>\$119.50</b>

<b>KIMBERLY BREASHEARS</b> [REDACTED]	<b>CREDITS</b> \$0.00	<b>PURCHASES</b> \$546.00	<b>CASH ADV</b> \$0.00	<b>TOTAL ACTIVITY</b> \$546.00
<b>ACCOUNTING CODE:</b>				

**Purchasing Activity**

Post Date	Tran Date	Reference Number	Transaction Description	Amount
11-03	10-30	85182445304980014358752	HOSA, INC. SOUTHLAKE TX P.O.S.: 202231611501 SALES TAX: 41.61	546.00
<b>Total Purchasing Activity</b>				<b>\$546.00</b>

<b>SPENCER TERRY</b> [REDACTED]	<b>CREDITS</b> \$0.00	<b>PURCHASES</b> \$501.78	<b>CASH ADV</b> \$0.00	<b>TOTAL ACTIVITY</b> \$501.78
<b>ACCOUNTING CODE:</b>				

**Travel Activity**

Post Date	Tran Date	Reference Number	Transaction Description	Amount
11-19	11-19	02305375323500370744370	TST* DAIRY QUEEN FRANC TYLER TX	337.50
11-26	11-25	05140485329720254991441	MCDONALD'S F35939 BUFFALO TX	150.30
<b>Total Travel Activity</b>				<b>\$487.80</b>

**Fleet Activity**

Post Date	Tran Date	Reference Number	Transaction Description	Amount
11-20	11-18	52708245323237496076808	CEFCO 102 TYLER TX	13.98
<b>Total Fleet Activity</b>				<b>\$13.98</b>

<b>FAITH LANDRENEAUX</b> [REDACTED]	<b>CREDITS</b> \$0.00	<b>PURCHASES</b> \$271.71	<b>CASH ADV</b> \$0.00	<b>TOTAL ACTIVITY</b> \$271.71
<b>ACCOUNTING CODE:</b>				

**Purchasing Activity**

Post Date	Tran Date	Reference Number	Transaction Description	Amount
11-11	11-10	05416015314141001000874	WAL-MART #0523 CARTHAGE TX	10.94
<b>Total Purchasing Activity</b>				<b>\$10.94</b>

**Travel Activity**

Post Date	Tran Date	Reference Number	Transaction Description	Amount
11-12	11-10	52704875315323917576796	PIZZA HUT 033824 CARTHAGE TX	260.77
<b>Total Travel Activity</b>				<b>\$260.77</b>

<b>JUSTIN HORTON</b> [REDACTED]	<b>CREDITS</b> \$0.00	<b>PURCHASES</b> \$32.82	<b>CASH ADV</b> \$0.00	<b>TOTAL ACTIVITY</b> \$32.82
<b>ACCOUNTING CODE:</b>				

ACCT. NUMBER: [REDACTED]

HENDERSON ISD

**INDIVIDUAL CARDHOLDER ACTIVITY****Purchasing Activity**

Post Date	Tran Date	Reference Number	Transaction Description	Amount
11-07	11-06	05436845311400072978601	WM SUPERCENTER #165 HENDERSON TX P.O.S.: 000000215428 SALES TAX: 0.00	32.82
<b>Total Purchasing Activity</b>				<b>\$32.82</b>

MARSHA JACKSON	CREDITS	PURCHASES	CASH ADV	TOTAL ACTIVITY
[REDACTED]	\$0.00	\$4.89	\$0.00	\$4.89

ACCOUNTING CODE:

**Purchasing Activity**

Post Date	Tran Date	Reference Number	Transaction Description	Amount
11-12	11-11	05416015315141000343647	WAL-MART #0165 HENDERSON TX	4.89
<b>Total Purchasing Activity</b>				<b>\$4.89</b>

LACYE RUSSELL	CREDITS	PURCHASES	CASH ADV	TOTAL ACTIVITY
[REDACTED]	\$0.00	\$1,370.00	\$0.00	\$1,370.00

ACCOUNTING CODE:

**Fleet Activity**

Post Date	Tran Date	Reference Number	Transaction Description	Amount
11-10	11-07	55432865311202159962731	SQ *CALIE'S ACRE GILMER TX P.O.S.: 00023058430232616 SALES TAX: 112.33	1,370.00
<b>Total Fleet Activity</b>				<b>\$1,370.00</b>

ATHLETICS	CREDITS	PURCHASES	CASH ADV	TOTAL ACTIVITY
[REDACTED]	\$0.00	\$755.25	\$0.00	\$755.25

ACCOUNTING CODE:

**Purchasing Activity**

Post Date	Tran Date	Reference Number	Transaction Description	Amount
11-21	11-20	55483825325017128061936	WAL-MART #0165 HENDERSON TX	53.66
<b>Total Purchasing Activity</b>				<b>\$53.66</b>

**Travel Activity**

Post Date	Tran Date	Reference Number	Transaction Description	Amount
11-21	11-19	85544025324980014642550	TAQUERIA JU REZ MEXICA HENDERSON TX	435.00
11-26	11-25	25265085330007826704011	SALS ITALIAN PIZZA LLC HENDERSON TX	266.59
<b>Total Travel Activity</b>				<b>\$701.59</b>

EMILY MANSINGER	CREDITS	PURCHASES	CASH ADV	TOTAL ACTIVITY
[REDACTED]	\$0.00	\$146.03	\$0.00	\$146.03

ACCOUNTING CODE:

**Travel Activity**

Post Date	Tran Date	Reference Number	Transaction Description	Amount
11-03	10-30	05140485304710035549880	CHICK-FIL-A #05212 HENDERSON TX	146.03
<b>Total Travel Activity</b>				<b>\$146.03</b>

ACCT. NUMBER: [REDACTED]

HENDERSON ISD

**INDIVIDUAL CARDHOLDER ACTIVITY**

<b>AUBRIEA BURNEY</b> [REDACTED]	<b>CREDITS</b> \$0.00	<b>PURCHASES</b> \$112.65	<b>CASH ADV</b> \$0.00	<b>TOTAL ACTIVITY</b> \$112.65
-------------------------------------	--------------------------	------------------------------	---------------------------	-----------------------------------

ACCOUNTING CODE:

**Purchasing Activity**

Post Date	Tran Date	Reference Number	Transaction Description	Amount
11-11	11-10	05436845315400075828650	WM SUPERCENTER #165 HENDERSON TX P.O.S.: 000000651552 SALES TAX: 0.00	52.07
11-19	11-18	05436845323400075543770	WM SUPERCENTER #165 HENDERSON TX P.O.S.: 000000763900 SALES TAX: 0.00	60.58

<b>Total Purchasing Activity</b>	\$112.65
----------------------------------	----------

<b>SHANNON DICKERSON</b> [REDACTED]	<b>CREDITS</b> \$0.00	<b>PURCHASES</b> \$425.13	<b>CASH ADV</b> \$0.00	<b>TOTAL ACTIVITY</b> \$425.13
--	--------------------------	------------------------------	---------------------------	-----------------------------------

ACCOUNTING CODE:

**Purchasing Activity**

Post Date	Tran Date	Reference Number	Transaction Description	Amount
11-03	11-02	55483825307016435060534	WAL-MART #0165 HENDERSON TX	77.15
11-17	11-14	05416015318141000389787	WAL-MART #0165 HENDERSON TX	15.98

<b>Total Purchasing Activity</b>	\$93.13
----------------------------------	---------

**Travel Activity**

Post Date	Tran Date	Reference Number	Transaction Description	Amount
11-17	11-13	75369435318759409094813	DALLAS BASKETBALL LIMI DALLAS TX	332.00

<b>Total Travel Activity</b>	\$332.00
------------------------------	----------

<b>STEPHEN WATKINS</b> [REDACTED]	<b>CREDITS</b> \$0.00	<b>PURCHASES</b> \$155.00	<b>CASH ADV</b> \$0.00	<b>TOTAL ACTIVITY</b> \$155.00
--------------------------------------	--------------------------	------------------------------	---------------------------	-----------------------------------

ACCOUNTING CODE:

**Purchasing Activity**

Post Date	Tran Date	Reference Number	Transaction Description	Amount
11-06	11-05	52880345309071946124348	TAEA 9722339107 TX P.O.S.: 94612434 SALES TAX: 11.81	155.00

<b>Total Purchasing Activity</b>	\$155.00
----------------------------------	----------

<b>KANDICE SMITH</b> [REDACTED]	<b>CREDITS</b> \$0.00	<b>PURCHASES</b> \$416.00	<b>CASH ADV</b> \$0.00	<b>TOTAL ACTIVITY</b> \$416.00
------------------------------------	--------------------------	------------------------------	---------------------------	-----------------------------------

ACCOUNTING CODE:

**Purchasing Activity**

Post Date	Tran Date	Reference Number	Transaction Description	Amount
11-10	11-06	85182445311980014358753	HOSA, INC. SOUTHLAKE TX P.O.S.: 202240981805 SALES TAX: 31.70	416.00

<b>Total Purchasing Activity</b>	\$416.00
----------------------------------	----------

ACCT. NUMBER: [REDACTED]

HENDERSON ISD

**INDIVIDUAL CARDHOLDER ACTIVITY**

<b>RACHAEL MCGINNIS</b> [REDACTED]	<b>CREDITS</b> \$0.00	<b>PURCHASES</b> \$239.93	<b>CASH ADV</b> \$0.00	<b>TOTAL ACTIVITY</b> \$239.93
---------------------------------------	--------------------------	------------------------------	---------------------------	-----------------------------------

ACCOUNTING CODE:

**Purchasing Activity**

Post Date	Tran Date	Reference Number	Transaction Description	Amount
11-10	11-07	85184125312900015804899	TEXAS ASSOCIATION FOR AUSTIN TX	80.00
11-17	11-14	05436845319400081668583	WM SUPERCENTER #165 HENDERSON TX P.O.S.: 000000190703 SALES TAX: 0.00	159.93
<b>Total Purchasing Activity</b>				<b>\$239.93</b>

<b>JENNIFER BARNES</b> [REDACTED]	<b>CREDITS</b> \$0.00	<b>PURCHASES</b> \$288.31	<b>CASH ADV</b> \$0.00	<b>TOTAL ACTIVITY</b> \$288.31
--------------------------------------	--------------------------	------------------------------	---------------------------	-----------------------------------

ACCOUNTING CODE:

**Travel Activity**

Post Date	Tran Date	Reference Number	Transaction Description	Amount
11-03	11-01	55432865306200425334948	RAISING CANES 0167 LONGVIEW TX P.O.S.: 10174 SALES TAX: 0.00	35.16
11-04	11-03	05436845308500200410479	FREDDY'S 73-0003 ATHENS TX P.O.S.: 4120 SALES TAX: 0.00	6.29
11-05	11-03	52704875308319849077365	TACO BELL 004787 ATHENS TX	15.78
11-17	11-14	05140485319710036812975	CHICK-FIL-A #04725 KILGORE TX	26.05
11-24	11-22	52704875327331075064550	HOLIDAY INN EXPRESS AU AUSTIN TX 638075 ARRIVAL: 11-20-25	205.03
<b>Total Travel Activity</b>				<b>\$288.31</b>

<b>AMANDA EVERETT</b> [REDACTED]	<b>CREDITS</b> \$0.00	<b>PURCHASES</b> \$173.24	<b>CASH ADV</b> \$0.00	<b>TOTAL ACTIVITY</b> \$173.24
-------------------------------------	--------------------------	------------------------------	---------------------------	-----------------------------------

ACCOUNTING CODE:

**Purchasing Activity**

Post Date	Tran Date	Reference Number	Transaction Description	Amount
11-06	11-05	05416015309141000333315	WAL-MART #0165 HENDERSON TX	60.15
11-11	11-10	05436845315400075836810	WM SUPERCENTER #165 HENDERSON TX P.O.S.: 000000647010 SALES TAX: 0.00	80.66
11-17	11-16	05416015320141000343855	WAL-MART #0165 HENDERSON TX	32.43
<b>Total Purchasing Activity</b>				<b>\$173.24</b>

<b>RUSSELL WYLIE</b> [REDACTED]	<b>CREDITS</b> \$0.00	<b>PURCHASES</b> \$52.20	<b>CASH ADV</b> \$0.00	<b>TOTAL ACTIVITY</b> \$52.20
------------------------------------	--------------------------	-----------------------------	---------------------------	----------------------------------

ACCOUNTING CODE:

**Purchasing Activity**

Post Date	Tran Date	Reference Number	Transaction Description	Amount
11-03	10-31	02305375305000673603052	USPS PO 4840000652 HENDERSON TX P.O.S.: None SALES TAX: 0.00	10.48
11-20	11-19	02305375324000667625191	USPS PO 4840000652 HENDERSON TX P.O.S.: None SALES TAX: 0.00	10.48

ACCT. NUMBER: [REDACTED]

HENDERSON ISD

**INDIVIDUAL CARDHOLDER ACTIVITY**

**Purchasing Activity**

Post Date	Tran Date	Reference Number	Transaction Description	Amount
<b>Total Purchasing Activity</b>				\$20.96

**Travel Activity**

Post Date	Tran Date	Reference Number	Transaction Description	Amount
11-20	11-19	52653845324555175645242	WINGSTOP 2003 HENDERSON TX	20.08
11-20	11-19	55432865324206436996185	WHATABURGER 0310 HENDERSON TX P.O.S.: 516312 SALES TAX: 0.00	11.16
<b>Total Travel Activity</b>				\$31.24

<b>LESLIE BOWLES</b> [REDACTED]	<b>CREDITS</b> \$0.00	<b>PURCHASES</b> \$316.20	<b>CASH ADV</b> \$0.00	<b>TOTAL ACTIVITY</b> \$316.20
------------------------------------	--------------------------	------------------------------	---------------------------	-----------------------------------

ACCOUNTING CODE:

**Purchasing Activity**

Post Date	Tran Date	Reference Number	Transaction Description	Amount
11-05	11-04	55483825309016514058571	WAL-MART #0165 HENDERSON TX	117.43
11-05	11-04	55483825309016514058589	WAL-MART #0165 HENDERSON TX	72.83
11-10	11-07	55483825312016632070735	WAL-MART #0165 HENDERSON TX	76.00
11-24	11-21	05416015325141000389986	WAL-MART #0165 HENDERSON TX	49.94
<b>Total Purchasing Activity</b>				\$316.20

<b>COMMUNICATIONS</b> [REDACTED]	<b>CREDITS</b> \$0.00	<b>PURCHASES</b> \$912.34	<b>CASH ADV</b> \$0.00	<b>TOTAL ACTIVITY</b> \$912.34
-------------------------------------	--------------------------	------------------------------	---------------------------	-----------------------------------

ACCOUNTING CODE:

**Purchasing Activity**

Post Date	Tran Date	Reference Number	Transaction Description	Amount
11-07	11-06	05436845311400072996504	WM SUPERCENTER #165 HENDERSON TX P.O.S.: 000000177353 SALES TAX: 0.00	89.89
11-14	11-13	05436845318400074080953	WM SUPERCENTER #165 HENDERSON TX P.O.S.: 000000073928 SALES TAX: 0.00	39.50
11-17	11-14	05436845319400081672528	WM SUPERCENTER #165 HENDERSON TX P.O.S.: 000000063584 SALES TAX: 0.00	29.48
<b>Total Purchasing Activity</b>				\$158.87

**Travel Activity**

Post Date	Tran Date	Reference Number	Transaction Description	Amount
11-10	11-07	11636485312025000150849	TIA JUANITAS FISH CAM HENDERSON TX	753.47
<b>Total Travel Activity</b>				\$753.47

<b>ACCOUNTS PAYABLE</b> [REDACTED]	<b>CREDITS</b> \$0.00	<b>PURCHASES</b> \$5,210.42	<b>CASH ADV</b> \$0.00	<b>TOTAL ACTIVITY</b> \$5,210.42
---------------------------------------	--------------------------	--------------------------------	---------------------------	-------------------------------------

ACCOUNTING CODE:

ACCT. NUMBER: [REDACTED]

HENDERSON ISD

**INDIVIDUAL CARDHOLDER ACTIVITY****Purchasing Activity**

Post Date	Tran Date	Reference Number	Transaction Description	Amount
11-03	10-31	52708245304229556160690	REPUBLIC SERVICES TRAS PHOENIX AZ P.O.S.: 003688937 SALES TAX: 0.00	154.23
11-03	10-31	52708245304229556160898	REPUBLIC SERVICES TRAS PHOENIX AZ P.O.S.: 003689015 SALES TAX: 0.00	160.39
11-03	11-01	55432865305209899153750	OPTIMUM 7708 BETHPAGE NY	912.14
11-03	11-01	55432865305209899153768	OPTIMUM 7708 BETHPAGE NY	67.96
11-03	11-01	55432865305209899153784	OPTIMUM 7708 BETHPAGE NY	49.02
11-10	11-08	55432865312202375520130	OPTIMUM 7708 BETHPAGE NY	1.34
11-10	11-08	55432865312202375520171	OPTIMUM 7708 BETHPAGE NY	1.34
11-10	11-07	55480775311165030066109	EWELL EDUCATIONAL SERV IREDELL TX	3,414.00
11-20	11-19	87021305324500001031106	EWELL ED S JUDGINGCARD GLEN ROSE TX	450.00
<b>Total Purchasing Activity</b>				<b>\$5,210.42</b>

<b>JEREMY SIKES, JR</b> [REDACTED]	<b>CREDITS</b> \$0.00	<b>PURCHASES</b> \$144.80	<b>CASH ADV</b> \$0.00	<b>TOTAL ACTIVITY</b> \$144.80
---------------------------------------	--------------------------	------------------------------	---------------------------	-----------------------------------

ACCOUNTING CODE:

**Purchasing Activity**

Post Date	Tran Date	Reference Number	Transaction Description	Amount
11-20	11-19	05416015323141000349529	WAL-MART #0165 HENDERSON TX	13.85
<b>Total Purchasing Activity</b>				<b>\$13.85</b>

**Travel Activity**

Post Date	Tran Date	Reference Number	Transaction Description	Amount
11-24	11-20	05140485325710010856644	CHICK-FIL-A #01622 LONGVIEW TX	130.95
<b>Total Travel Activity</b>				<b>\$130.95</b>

<b>EMILY WEEKS</b> [REDACTED]	<b>CREDITS</b> \$0.00	<b>PURCHASES</b> \$496.38	<b>CASH ADV</b> \$0.00	<b>TOTAL ACTIVITY</b> \$496.38
----------------------------------	--------------------------	------------------------------	---------------------------	-----------------------------------

ACCOUNTING CODE:

**Purchasing Activity**

Post Date	Tran Date	Reference Number	Transaction Description	Amount
11-17	11-16	05416015320141010669059	SAMSClub #6422 LONGVIEW TX	496.38
<b>Total Purchasing Activity</b>				<b>\$496.38</b>

<b>GARY DON DAVIS</b> [REDACTED]	<b>CREDITS</b> \$0.00	<b>PURCHASES</b> \$53.56	<b>CASH ADV</b> \$0.00	<b>TOTAL ACTIVITY</b> \$53.56
-------------------------------------	--------------------------	-----------------------------	---------------------------	----------------------------------

ACCOUNTING CODE:

ACCT. NUMBER: [REDACTED]

HENDERSON ISD

**INDIVIDUAL CARDHOLDER ACTIVITY****Purchasing Activity**

Post Date	Tran Date	Reference Number	Transaction Description	Amount
11-20	11-19	05436845324400076275538	WM SUPERCENTER #165 HENDERSON TX P.O.S.: 00000762793 SALES TAX: 0.00	53.56

<b>Total Purchasing Activity</b>				<b>\$53.56</b>
----------------------------------	--	--	--	----------------

<b>NIKKI DRIVER</b> [REDACTED]	<b>CREDITS</b> \$0.00	<b>PURCHASES</b> \$413.59	<b>CASH ADV</b> \$0.00	<b>TOTAL ACTIVITY</b> \$413.59
-----------------------------------	--------------------------	------------------------------	---------------------------	-----------------------------------

ACCOUNTING CODE:

**Purchasing Activity**

Post Date	Tran Date	Reference Number	Transaction Description	Amount
11-17	11-14	02305375319000649825312	USPS PO 4840000652 HENDERSON TX P.O.S.: None SALES TAX: 0.00	10.48
11-17	11-14	82117555318500037637698	SMORE.COM - EDUCATOR PITTSBURGH PA	99.00

<b>Total Purchasing Activity</b>				<b>\$109.48</b>
----------------------------------	--	--	--	-----------------

**Travel Activity**

Post Date	Tran Date	Reference Number	Transaction Description	Amount
11-03	11-02	55436875307153075000372	LA QUINTA MOTOR INNS ROUND ROCK TX 15256007 ARRIVAL: 11-02-25	304.11

<b>Total Travel Activity</b>				<b>\$304.11</b>
------------------------------	--	--	--	-----------------

<b>MAURISIO ELIZONDO</b> [REDACTED]	<b>CREDITS</b> \$0.00	<b>PURCHASES</b> \$633.16	<b>CASH ADV</b> \$0.00	<b>TOTAL ACTIVITY</b> \$633.16
--	--------------------------	------------------------------	---------------------------	-----------------------------------

ACCOUNTING CODE:

**Purchasing Activity**

Post Date	Tran Date	Reference Number	Transaction Description	Amount
11-17	11-14	55207395319000318141632	SOUTHWESTERNEXPO FORT WORTH TX	206.96
11-18	11-17	05436845322400077212086	WM SUPERCENTER #165 HENDERSON TX P.O.S.: 000000625248 SALES TAX: 0.00	226.92
11-20	11-18	55207395323000322180018	SOUTHWESTERNEXPO FORT WORTH TX	100.00

<b>Total Purchasing Activity</b>				<b>\$533.88</b>
----------------------------------	--	--	--	-----------------

**Travel Activity**

Post Date	Tran Date	Reference Number	Transaction Description	Amount
11-03	10-31	65180135305051600072841	HILTON TRU KATY KATY TX 51237378 ARRIVAL: 10-30-25	99.28

<b>Total Travel Activity</b>				<b>\$99.28</b>
------------------------------	--	--	--	----------------

<b>OPERATIONS</b> [REDACTED]	<b>CREDITS</b> \$0.00	<b>PURCHASES</b> \$853.22	<b>CASH ADV</b> \$0.00	<b>TOTAL ACTIVITY</b> \$853.22
---------------------------------	--------------------------	------------------------------	---------------------------	-----------------------------------

ACCOUNTING CODE:

ACCT. NUMBER: [REDACTED]

HENDERSON ISD

**INDIVIDUAL CARDHOLDER ACTIVITY****Purchasing Activity**

Post Date	Tran Date	Reference Number	Transaction Description	Amount
11-17	11-14	05436845319400081680786	SAMS CLUB #6422 LONGVIEW TX P.O.S.: 000000284654 SALES TAX: 0.00	342.58
11-17	11-14	05436845319400081680869	SAMS CLUB #6422 LONGVIEW TX P.O.S.: 000000188224 SALES TAX: 0.00	300.70
11-24	11-21	05436845326400082975137	WM SUPERCENTER #165 HENDERSON TX P.O.S.: 000000057015 SALES TAX: 0.00	209.94

<b>Total Purchasing Activity</b>			<b>\$853.22</b>
----------------------------------	--	--	-----------------

<b>DEA HENRY</b> [REDACTED]	<b>CREDITS</b> \$0.00	<b>PURCHASES</b> \$221.28	<b>CASH ADV</b> \$0.00	<b>TOTAL ACTIVITY</b> \$221.28
--------------------------------	--------------------------	------------------------------	---------------------------	-----------------------------------

ACCOUNTING CODE:

**Purchasing Activity**

Post Date	Tran Date	Reference Number	Transaction Description	Amount
11-10	11-08	05416015312141000770032	WAL-MART #0364 CENTER TX	21.12
11-10	11-07	55483825312016632070909	WAL-MART #0165 HENDERSON TX	164.12
11-11	11-10	05416015314141000341832	WAL-MART #0165 HENDERSON TX	36.04

<b>Total Purchasing Activity</b>			<b>\$221.28</b>
----------------------------------	--	--	-----------------

<b>NORTHSIDE INT</b> [REDACTED]	<b>CREDITS</b> \$0.00	<b>PURCHASES</b> \$180.68	<b>CASH ADV</b> \$0.00	<b>TOTAL ACTIVITY</b> \$180.68
------------------------------------	--------------------------	------------------------------	---------------------------	-----------------------------------

ACCOUNTING CODE:

**Purchasing Activity**

Post Date	Tran Date	Reference Number	Transaction Description	Amount
11-24	11-21	05436845326400082976382	WM SUPERCENTER #163 NACOGDOCHES TX P.O.S.: 000000156892 SALES TAX: 0.00	50.98
11-24	11-21	55432865325207150429162	LOWES #01772* NACOGDOCHES TX P.O.S.: 1082600038 SALES TAX: 0.00	129.70

<b>Total Purchasing Activity</b>			<b>\$180.68</b>
----------------------------------	--	--	-----------------

<b>SUPERINTENDENT OFFICE</b> [REDACTED]	<b>CREDITS</b> \$0.00	<b>PURCHASES</b> \$136.43	<b>CASH ADV</b> \$0.00	<b>TOTAL ACTIVITY</b> \$136.43
--	--------------------------	------------------------------	---------------------------	-----------------------------------

ACCOUNTING CODE:

**Purchasing Activity**

Post Date	Tran Date	Reference Number	Transaction Description	Amount
11-21	11-19	05436845324200092656103	WALMART.COM 8009256278 BENTONVILLE AR	56.43

<b>Total Purchasing Activity</b>			<b>\$56.43</b>
----------------------------------	--	--	----------------

**Travel Activity**

Post Date	Tran Date	Reference Number	Transaction Description	Amount
11-14	11-13	55432865317204248347902	SQ *WILD IRIS DESIGNS HENDERSON TX P.O.S.: 00023058430232795 SALES TAX: 6.55	80.00

<b>Total Travel Activity</b>			<b>\$80.00</b>
------------------------------	--	--	----------------

ACCT. NUMBER: [REDACTED]

HENDERSON ISD

**INDIVIDUAL CARDHOLDER ACTIVITY**

**HOLLY WILSON** [REDACTED] **CREDITS** \$0.00 **PURCHASES** \$153.00 **CASH ADV** \$0.00 **TOTAL ACTIVITY** \$153.00

**ACCOUNTING CODE:**

**Purchasing Activity**

Post Date	Tran Date	Reference Number	Transaction Description	Amount
11-24	11-21	05416015325141000389440	WAL-MART #0165 HENDERSON TX	108.06
<b>Total Purchasing Activity</b>				<b>\$108.06</b>

**Travel Activity**

Post Date	Tran Date	Reference Number	Transaction Description	Amount
11-24	11-21	05436845326500271470780	DOMINOS 6578 HENDERSON TX	44.94
<b>Total Travel Activity</b>				<b>\$44.94</b>

**KRISTAL MCNEW** [REDACTED] **CREDITS** \$0.00 **PURCHASES** \$2,050.13 **CASH ADV** \$0.00 **TOTAL ACTIVITY** \$2,050.13

**ACCOUNTING CODE:**

**Purchasing Activity**

Post Date	Tran Date	Reference Number	Transaction Description	Amount
11-04	11-03	05416015307141000334828	WAL-MART #0165 HENDERSON TX	242.38
11-04	11-03	05436845307200080758128	WALMART.COM 8009256278 BENTONVILLE AR	20.15
11-04	11-03	55500365307536883648148	WALMART.COM WALMART.COM AR	399.34
11-05	11-04	05436845308200083099487	WALMART.COM 8009256278 BENTONVILLE AR	120.59
11-07	11-06	05436845310300225878412	KROGER #0490 HENDERSON TX	194.04
11-07	11-06	55500365310540195078239	WALMART.COM WALMART.COM AR	10.25
11-07	11-06	55500365310540195115924	WALMART.COM WALMART.COM AR	23.03
11-10	11-07	55483825312016632070644	WAL-MART #0165 HENDERSON TX	64.64
11-10	11-07	55500365311541311060779	WALMART.COM WALMART.COM AR	143.38
11-10	11-07	55500365311541351415685	WALMART.COM WALMART.COM AR	56.28
11-11	11-10	55500365314544574117465	WALMART.COM WALMART.COM AR	21.25
11-11	11-10	55500365314544674274448	WALMART.COM WALMART.COM AR	51.89
11-12	11-10	05436845315300255959327	WALMART.COM 8009256278 BENTONVILLE AR	323.02
11-12	11-11	55500365315545654248814	WALMART.COM WALMART.COM AR	41.78
11-13	11-11	05436845316100068772282	KROGER 5490 HENDERSON TX	53.32
11-13	11-12	05436845316300220218410	KROGER #0490 HENDERSON TX	35.37
11-17	11-13	05436845318100075767794	KROGER 5490 HENDERSON TX	30.71
11-17	11-13	05436845318100075767877	KROGER 5490 HENDERSON TX	19.41
11-17	11-13	05436845318100075767950	KROGER 5490 HENDERSON TX	21.41
11-17	11-14	05436845318300247911516	KROGER #0490 HENDERSON TX	24.94
11-20	11-19	25247805323003527008920	NTLREST SERVS SAFE CHICAGO IL P.O.S.: AW1E1A5FE4D2 SALES TAX: 0.00	152.95

ACCT. NUMBER: [REDACTED]

HENDERSON ISD

**INDIVIDUAL CARDHOLDER ACTIVITY**

**Purchasing Activity**

Post Date	Tran Date	Reference Number	Transaction Description	Amount
				<b>Total Purchasing Activity</b>
				\$2,050.13

<b>MONTGOMERY AC AC AC AC</b>	<b>CREDITS</b>	<b>PURCHASES</b>	<b>CASH ADV</b>	<b>TOTAL ACTIVITY</b>
[REDACTED]	\$0.00	\$45.21	\$0.00	\$45.21

ACCOUNTING CODE:

**Purchasing Activity**

Post Date	Tran Date	Reference Number	Transaction Description	Amount
11-24	11-21	05436845326400082979501	WM SUPERCENTER #165 HENDERSON TX P.O.S.: 000000101318 SALES TAX: 0.00	45.21
				<b>Total Purchasing Activity</b>
				\$45.21

<b>ANGELA CROW</b>	<b>CREDITS</b>	<b>PURCHASES</b>	<b>CASH ADV</b>	<b>TOTAL ACTIVITY</b>
[REDACTED]	\$0.00	\$3,555.73	\$0.00	\$3,555.73

ACCOUNTING CODE:

**Purchasing Activity**

Post Date	Tran Date	Reference Number	Transaction Description	Amount
11-04	11-03	82711165308500005324121	SP LEAD4WARD PLANO TX	450.00
11-10	11-07	55421355312939169240954	TASBO AUSTIN TX	320.00
11-10	11-07	55432865311202119495764	SQ *DONUT PALACE HENDERSON TX P.O.S.: 00023058430232601 SALES TAX: 4.91	60.00
11-11	11-10	05416015314141000341774	WAL-MART #0165 HENDERSON TX	59.98
11-11	11-10	05436845315400075855208	WM SUPERCENTER #165 HENDERSON TX P.O.S.: 000000605060 SALES TAX: 0.00	17.82
11-13	11-12	52692155316546924406439	HENDERSON QUICK COPY P HENDERSON TX	18.71
11-20	11-19	05436845324400076288820	WM SUPERCENTER #165 HENDERSON TX P.O.S.: 000000809688 SALES TAX: 0.00	19.22
				<b>Total Purchasing Activity</b>
				\$945.73

**Travel Activity**

Post Date	Tran Date	Reference Number	Transaction Description	Amount
11-17	11-14	05123485318300273554340	999BHN STUDIO MOVIE GR DALLAS TX	350.00
				<b>Total Travel Activity</b>
				\$350.00

**Fleet Activity**

Post Date	Tran Date	Reference Number	Transaction Description	Amount
11-14	11-13	55432865317204204903995	SQ *CALIE'S ACRE GILMER TX P.O.S.: 00011529215162736 SALES TAX: 185.31	2,260.00
				<b>Total Fleet Activity</b>
				\$2,260.00

<b>HIGH SCHOOL</b>	<b>CREDITS</b>	<b>PURCHASES</b>	<b>CASH ADV</b>	<b>TOTAL ACTIVITY</b>
[REDACTED]	\$0.00	\$120.00	\$0.00	\$120.00

ACCOUNTING CODE:

ACCT. NUMBER: [REDACTED]

HENDERSON ISD

**INDIVIDUAL CARDHOLDER ACTIVITY**

**Travel Activity**

Post Date	Tran Date	Reference Number	Transaction Description	Amount
11-17	11-13	75369435318759403324273	COTTON PATCH CAFE - HE HENDERSON TX P.O.S.: 1113030001038 SALES TAX: 0.00	80.00
11-24	11-20	75369435325797602394219	COTTON PATCH CAFE - HE HENDERSON TX P.O.S.: 1120020001059 SALES TAX: 0.00	40.00
<b>Total Travel Activity</b>				<b>\$120.00</b>

CAREER & TECH ED ED ED	CREDITS	PURCHASES	CASH ADV	TOTAL ACTIVITY
[REDACTED]	\$0.00	\$325.18	\$0.00	\$325.18

ACCOUNTING CODE:

**Purchasing Activity**

Post Date	Tran Date	Reference Number	Transaction Description	Amount
11-07	11-06	05436845311400073013994	WM SUPERCENTER #165 HENDERSON TX P.O.S.: 000000203672 SALES TAX: 0.00	19.27
11-24	11-21	82305095326500037133804	QUIZZ INC SANTA MONICA CA	216.00
<b>Total Purchasing Activity</b>				<b>\$235.27</b>

**Travel Activity**

Post Date	Tran Date	Reference Number	Transaction Description	Amount
11-10	11-07	5270487531232220257451	PIZZA HUT 040511 TYLER TX	89.91
<b>Total Travel Activity</b>				<b>\$89.91</b>

Check #	Payee Key	Payee Name	T	Check Date	Check Amount	Cash Posting	
						Date	Stmnt Date
<b>CREDI</b>	<b>JP MORGAN CHASE BANK NA</b>						
22451001	WAL-MART002	WAL-MART	M	10/31/2025	\$119.50	10/31/2025	11/03/2025
32951101	TAGT (R)000	TAGT (R)	M	11/07/2025	\$80.00	11/07/2025	11/10/2025
36551101	HOSA - F000	HOSA - FUTURE HEALTH PROF	M	11/06/2025	\$416.00	11/06/2025	11/10/2025
39251101	WAL-MART002	WAL-MART	M	11/14/2025	\$159.93	11/14/2025	11/17/2025
46251101	WAL-MART002	WAL-MART	M	11/06/2025	\$19.27	11/06/2025	11/07/2025
46251102	PIZZA HU000	PIZZA HUT OF EAST TEXAS	M	11/07/2025	\$89.91	11/07/2025	11/10/2025
46251103	QUIZIZZ 000	QUIZIZZ INC	M	11/21/2025	\$216.00	11/21/2025	11/24/2025
60451101	MCDONALD000	MCDONALD'S	M	11/01/2025	\$131.60	11/01/2025	11/03/2025
60451102	WHATABUR000	WHATABURGER #1114, 1145 &	M	11/07/2025	\$134.25	11/07/2025	11/10/2025
60451103	MCDONALD000	MCDONALD'S	M	11/08/2025	\$70.00	11/08/2025	11/10/2025
60451104	CHIC FIL000	CHIC FIL A	M	11/13/2025	\$135.03	11/13/2025	11/17/2025
60451105	MCDONALD000	MCDONALD'S	M	11/14/2025	\$61.80	11/14/2025	11/17/2025
60451106	SHELL 000	SHELL	M	11/14/2025	\$252.62	11/14/2025	11/17/2025
60451107	RAISING 000	RAISING CANE'S	M	11/15/2025	\$182.21	11/15/2025	11/17/2025
60451108	WAL-MART002	WAL-MART	M	11/17/2025	\$22.85	11/17/2025	11/18/2025
60451109	DAIRY QU000	DAIRY QUEEN	M	11/18/2025	\$94.75	11/18/2025	11/19/2025
60451110	CHICKEN 002	CHICKEN EXPRESS	M	11/24/2025	\$212.25	11/24/2025	11/25/2025
79851101	WAL-MART002	WAL-MART	M	11/03/2025	\$419.49	11/03/2025	11/04/2025
79851102	WAL-MART002	WAL-MART	M	11/04/2025	\$120.59	11/04/2025	11/05/2025
79851103	WAL-MART002	WAL-MART	M	11/03/2025	\$242.38	11/03/2025	11/04/2025
79851104	KROGER 000	KROGER	M	11/06/2025	\$194.04	11/06/2025	11/07/2025
79851105	WAL-MART002	WAL-MART	M	11/07/2025	\$64.64	11/07/2025	11/10/2025
79851106	WAL-MART002	WAL-MART	M	11/10/2025	\$21.25	11/10/2025	11/11/2025
79851107	WAL-MART002	WAL-MART	M	11/10/2025	\$51.89	11/10/2025	11/11/2025
79851108	WAL-MART002	WAL-MART	M	11/07/2025	\$143.38	11/07/2025	11/10/2025
79851109	KROGER 000	KROGER	M	11/12/2025	\$35.37	11/12/2025	11/13/2025
79851110	WAL-MART002	WAL-MART	M	11/06/2025	\$89.56	11/06/2025	11/10/2025
79851111	WAL-MART002	WAL-MART	M	11/10/2025	\$41.78	11/10/2025	11/12/2025
79851112	WAL-MART002	WAL-MART	M	11/10/2025	\$323.02	11/10/2025	11/12/2025
79851113	KROGER 000	KROGER	M	11/11/2025	\$53.32	11/11/2025	11/13/2025
79851114	KROGER 000	KROGER	M	11/13/2025	\$30.71	11/13/2025	11/17/2025
79851115	KROGER 000	KROGER	M	11/13/2025	\$19.41	11/13/2025	11/17/2025
79851116	KROGER 000	KROGER	M	11/13/2025	\$21.41	11/13/2025	11/17/2025
79851117	KROGER 000	KROGER	M	11/14/2025	\$24.94	11/14/2025	11/17/2025
79851118	NATIONAL031	NATIONAL RESTAURANT ASSOC	M	11/19/2025	\$152.95	11/19/2025	11/20/2025
92215110	S & S AC000	S & S ACTIVEWEAR, LLC	M	11/07/2025	\$206.48	11/07/2025	11/10/2025
94155110	WAL-MART002	WAL-MART	M	11/21/2025	\$108.06	11/21/2025	11/24/2025
94155111	DOMINO'S002	DOMINO'S PIZZA	M	11/21/2025	\$44.94	11/21/2025	11/24/2025
95885110	WAL-MART002	WAL-MART	M	11/10/2025	\$95.06	11/10/2025	11/11/2025
95885111	WAL-MART002	WAL-MART	M	11/10/2025	\$197.42	11/10/2025	11/11/2025
95885112	WHATABUR000	WHATABURGER #1114, 1145 &	M	11/12/2025	\$595.00	11/12/2025	11/14/2025
95885113	SUBWAY 000	SUBWAY	M	11/19/2025	\$486.85	11/19/2025	11/20/2025
97415110	WAL-MART002	WAL-MART	M	11/21/2025	\$45.21	11/21/2025	11/24/2025
97951101	WAL-MART002	WAL-MART	M	11/07/2025	\$164.12	11/07/2025	11/10/2025
97951102	WAL-MART002	WAL-MART	M	11/08/2025	\$21.12	11/08/2025	11/10/2025
97951103	WAL-MART002	WAL-MART	M	11/10/2025	\$36.04	11/10/2025	11/11/2025
99225110	COTTON P001	COTTON PATCH CAFE, INC	M	11/13/2025	\$80.00	11/13/2025	11/17/2025
99225111	COTTON P001	COTTON PATCH CAFE, INC	M	11/20/2025	\$40.00	11/20/2025	11/24/2025
112551101	SAMS CLU000	SAMS CLUB	M	11/14/2025	\$342.58	11/14/2025	11/17/2025
112551102	SAMS CLU000	SAMS CLUB	M	11/14/2025	\$300.70	11/14/2025	11/17/2025
112551103	WAL-MART002	WAL-MART	M	11/21/2025	\$209.94	11/21/2025	11/24/2025
152451101	TAGT (R)000	TAGT (R)	M	11/05/2025	\$80.00	11/05/2025	11/07/2025

Check #	Payee Key	Payee Name	T	Check Date	Check Amount	Cash Posting	
						Date	Stmnt Date
<b>CREDI JP MORGAN CHASE BANK NA</b>							
*****Continued*****							
157051003	HOSA - F000	HOSA - FUTURE HEALTH PROF	M	10/30/2025	\$546.00	10/30/2025	11/03/2025
161351101	SAMS CLU000	SAMS CLUB	M	11/16/2025	\$496.38	11/16/2025	11/17/2025
180451101	WAL-MART002	WAL-MART	M	11/10/2025	\$52.07	11/10/2025	11/11/2025
180451102	WAL-MART002	WAL-MART	M	11/18/2025	\$60.58	11/18/2025	11/19/2025
192551101	MAGNOLIA000	MAGNOLIA HOTEL DALLAS	M	11/14/2025	\$488.32	11/14/2025	11/17/2025
196351101	TAEA 000	TAEA	M	11/05/2025	\$155.00	11/05/2025	11/06/2025
196351102	CHICK-FI000	CHICK-FIL-A	M	11/14/2025	\$34.20	11/14/2025	11/17/2025
203151101	WAL-MART002	WAL-MART	M	11/04/2025	\$72.83	11/04/2025	11/05/2025
203151102	WAL-MART002	WAL-MART	M	11/04/2025	\$117.43	11/04/2025	11/05/2025
203151103	WAL-MART002	WAL-MART	M	11/07/2025	\$76.00	11/07/2025	11/10/2025
203151104	WAL-MART002	WAL-MART	M	11/21/2025	\$49.94	11/21/2025	11/24/2025
222751101	LEAD4WAR000	LEAD4WARD LLC	M	11/03/2025	\$450.00	11/03/2025	11/04/2025
222751102	DONUT PA000	DONUT PALACE	M	11/07/2025	\$60.00	11/07/2025	11/10/2025
222751103	TASBO 000	TASBO	M	11/07/2025	\$320.00	11/07/2025	11/10/2025
222751104	WAL-MART002	WAL-MART	M	11/10/2025	\$59.98	11/10/2025	11/11/2025
222751105	WAL-MART002	WAL-MART	M	11/10/2025	\$17.82	11/10/2025	11/11/2025
222751106	USPS 000	U.S. POSTAL SERVICE	M	11/12/2025	\$18.71	11/12/2025	11/13/2025
222751107	CALIE'S 000	CALIE'S ACRE LLC	M	11/13/2025	\$2,260.00	11/13/2025	11/14/2025
222751108	STUDIO M000	STUDIO MOVIE GRILL	M	11/14/2025	\$350.00	11/14/2025	11/17/2025
222751109	WAL-MART002	WAL-MART	M	11/19/2025	\$19.22	11/19/2025	11/20/2025
250251101	LA QUINT004	LA QUINTA INNS	M	11/03/2025	\$269.67	11/03/2025	11/04/2025
274651101	TAQUERIA000	TAQUERIA JUAREZ MEXICAN R	M	11/19/2025	\$435.00	11/19/2025	11/21/2025
274651102	WAL-MART002	WAL-MART	M	11/20/2025	\$53.66	11/20/2025	11/21/2025
274651103	SAL'S IT000	SAL'S ITALIAN RESTAURANT	M	11/25/2025	\$266.59	11/25/2025	11/26/2025
277351101	LOWE'S (000	LOWE'S (R)	M	11/21/2025	\$129.70	11/21/2025	11/24/2025
277351102	WAL-MART002	WAL-MART	M	11/21/2025	\$50.98	11/21/2025	11/24/2025
304951007	REPUBLIC000	REPUBLIC SERVICES	M	10/31/2025	\$154.23	10/31/2025	11/03/2025
304951008	REPUBLIC000	REPUBLIC SERVICES	M	10/31/2025	\$160.39	10/31/2025	11/03/2025
304951009	OPTIMUM 000	OPTIMUM BUSINESS	M	10/31/2025	\$67.96	10/31/2025	11/03/2025
304951010	OPTIMUM 000	OPTIMUM BUSINESS	M	10/31/2025	\$912.14	10/31/2025	11/03/2025
304951011	OPTIMUM 000	OPTIMUM BUSINESS	M	10/31/2025	\$49.02	10/31/2025	11/03/2025
304951101	EWELL ED000	EWELL EDUCATIONAL SERVICE	M	11/07/2025	\$3,414.00	11/07/2025	11/10/2025
304951102	OPTIMUM 000	OPTIMUM BUSINESS	M	11/07/2025	\$1.34	11/07/2025	11/10/2025
304951103	OPTIMUM 000	OPTIMUM BUSINESS	M	11/07/2025	\$1.34	11/07/2025	11/10/2025
304951104	EWELL ED000	EWELL EDUCATIONAL SERVICE	M	11/19/2025	\$450.00	11/19/2025	11/20/2025
315351101	MCDONALD000	MCDONALD'S	M	11/06/2025	\$500.00	11/06/2025	11/07/2025
315351102	DRURY HO000	DRURY HOTELS	M	11/13/2025	\$258.12	11/13/2025	11/17/2025
315351103	DRURY HO000	DRURY HOTELS	M	11/13/2025	\$258.12	11/13/2025	11/17/2025
315351104	EXXON/MO000	EXXON/MOBIL (R)	M	11/14/2025	\$52.50	11/14/2025	11/17/2025
346551101	WAL-MART002	WAL-MART	M	11/06/2025	\$32.82	11/06/2025	11/07/2025
393951101	RAISING 000	RAISING CANE'S	M	11/01/2025	\$35.16	11/01/2025	11/03/2025
393951102	TACO BEL000	TACO BELL 030652	M	11/03/2025	\$15.78	11/03/2025	11/05/2025
393951103	FREDDY'S000	FREDDY'S	M	11/03/2025	\$6.29	11/03/2025	11/04/2025
393951104	CHIC FIL000	CHIC FIL A	M	11/14/2025	\$26.05	11/14/2025	11/17/2025
393951105	HOLIDAY 001	HOLIDAY INN EXPRESS	M	11/22/2025	\$205.03	11/22/2025	11/24/2025
411151101	WAL-MART002	WAL-MART	M	11/20/2025	\$25.92	11/20/2025	11/21/2025
411151102	WALGREEN001	WALGREENS	M	11/20/2025	\$29.27	11/20/2025	11/21/2025
420351101	TAEA 000	TAEA	M	11/05/2025	\$155.00	11/05/2025	11/06/2025
453151101	LA QUINT004	LA QUINTA INNS	M	11/02/2025	\$304.11	11/02/2025	11/03/2025
453151102	SMORE 000	SMORE	M	11/14/2025	\$99.99	11/14/2025	11/14/2025
453151102	SMORE 000	SMORE	V	11/14/2025	\$-99.99	11/14/2025	11/14/2025

Check #	Payee Key	Payee Name	T	Check Date	Check Amount	Cash Posting	
						Date	Stmnt Date
<b>CREDI JP MORGAN CHASE BANK NA</b>							
*****Continued*****							
453151103	SMORE 000	SMORE	M	11/14/2025	\$99.00	11/14/2025	11/17/2025
453151104	USPS 000	U.S. POSTAL SERVICE	M	11/14/2025	\$10.48	11/14/2025	11/17/2025
471051101	CALIE'S 000	CALIE'S ACRE LLC	M	11/07/2025	\$1,370.00	11/07/2025	11/10/2025
483951101	WAL-MART002	WAL-MART	M	11/19/2025	\$53.56	11/19/2025	11/20/2025
507951003	USPS 000	U.S. POSTAL SERVICE	M	10/31/2025	\$10.48	10/31/2025	11/03/2025
507951101	USPS 000	U.S. POSTAL SERVICE	M	11/19/2025	\$10.48	11/19/2025	11/20/2025
507951102	WHATABUR000	WHATABURGER #1114, 1145 &	M	11/19/2025	\$11.16	11/19/2025	11/20/2025
507951103	WINGSTOP000	WINGSTOP	M	11/19/2025	\$20.08	11/19/2025	11/20/2025
511151104	PIZZA HU000	PIZZA HUT OF EAST TEXAS	M	11/10/2025	\$260.77	11/10/2025	11/12/2025
511451014	TEXACO 000	TEXACO	M	10/31/2025	\$60.00	10/31/2025	11/03/2025
511451101	U-HAUL 000	U-HAUL	M	11/02/2025	\$589.65	11/02/2025	11/03/2025
511451102	U-HAUL 000	U-HAUL	M	11/10/2025	\$80.84	11/10/2025	11/12/2025
522551101	DAIRY QU000	DAIRY QUEEN	M	11/18/2025	\$337.50	11/18/2025	11/19/2025
522551102	CEFCO 000	CEFCO	M	11/18/2025	\$13.98	11/18/2025	11/20/2025
522551103	MCDONALD000	MCDONALD'S	M	11/25/2025	\$150.30	11/25/2025	11/26/2025
543751101	WAL-MART002	WAL-MART	M	11/11/2025	\$4.89	11/11/2025	11/12/2025
543951101	WAL-MART002	WAL-MART	M	11/06/2025	\$89.89	11/06/2025	11/07/2025
543951102	TIA JUAN000	TIA JUANITA'S	M	11/07/2025	\$753.47	11/07/2025	11/10/2025
543951103	WAL-MART002	WAL-MART	M	11/13/2025	\$39.50	11/13/2025	11/14/2025
543951104	WAL-MART002	WAL-MART	M	11/14/2025	\$29.48	11/14/2025	11/17/2025
545051001	CHICK FI008	CHICK FIL A HENDERSON	M	10/30/2025	\$146.03	10/30/2025	11/03/2025
566251101	TASBO 000	TASBO	M	11/04/2025	\$155.00	11/04/2025	11/06/2025
566251102	TEXAS SE000	TEXAS SECRETARY OF STATE	M	11/11/2025	\$5.14	11/11/2025	11/12/2025
577751101	DAIRY QU000	DAIRY QUEEN	M	11/01/2025	\$720.00	11/01/2025	11/03/2025
577751102	THSADA 000	TEXAS HIGH SCHOOL ATHLETI	M	11/10/2025	\$70.00	11/10/2025	11/11/2025
577751103	WAL-MART002	WAL-MART	M	11/10/2025	\$10.94	11/10/2025	11/11/2025
577751104	WAL-MART002	WAL-MART	M	11/14/2025	\$360.66	11/14/2025	11/17/2025
577751105	JUCYS HA000	JUCYS HAMBURGERS	M	11/14/2025	\$480.00	11/14/2025	11/17/2025
577751106	WAL-MART002	WAL-MART	M	11/21/2025	\$160.73	11/21/2025	11/24/2025
630051101	WAL-MART002	WAL-MART	M	11/04/2025	\$104.81	11/04/2025	11/05/2025
630051102	WAL-MART002	WAL-MART	M	11/07/2025	\$16.97	11/07/2025	11/10/2025
779151101	WAL-MART002	WAL-MART	M	11/19/2025	\$13.85	11/19/2025	11/20/2025
779151102	CHIC FIL000	CHIC FIL A	M	11/20/2025	\$130.95	11/20/2025	11/24/2025
793351101	WAL-MART002	WAL-MART	M	11/02/2025	\$77.15	11/02/2025	11/03/2025
793351102	DALLAS M002	DALLAS MAVERICKS BASKETBA	M	11/13/2025	\$332.00	11/13/2025	11/17/2025
793351103	WAL-MART002	WAL-MART	M	11/14/2025	\$15.98	11/14/2025	11/17/2025
831251001	PINEY PA000	PINEY PARK	M	10/31/2025	\$55.00	10/31/2025	11/03/2025
831251002	PINEY PA000	PINEY PARK	M	10/31/2025	\$90.00	10/31/2025	11/03/2025
831251003	PINEY PA000	PINEY PARK	M	10/31/2025	\$1,330.00	10/31/2025	11/03/2025
831251004	PINEY PA000	PINEY PARK	M	10/31/2025	\$-1,330.00	10/31/2025	11/03/2025
833051101	WILD IRI000	WILD IRIS / KALEIDOSCOPE	M	11/13/2025	\$80.00	11/13/2025	11/14/2025
833051102	WAL-MART002	WAL-MART	M	11/19/2025	\$56.43	11/19/2025	11/21/2025
836851101	WAL-MART002	WAL-MART	M	11/05/2025	\$60.15	11/05/2025	11/06/2025
836851102	WAL-MART002	WAL-MART	M	11/10/2025	\$80.66	11/10/2025	11/11/2025
836851103	WAL-MART002	WAL-MART	M	11/16/2025	\$32.43	11/16/2025	11/17/2025
837951007	TRU BY H000	TRU BY HILTON AMARILLO WE	M	10/30/2025	\$99.28	10/30/2025	11/03/2025
837951101	SOUTHWES004	SOUTHWESTERN EXPO & LIVES	M	11/14/2025	\$206.96	11/14/2025	11/17/2025
837951102	WAL-MART002	WAL-MART	M	11/17/2025	\$226.92	11/17/2025	11/18/2025
837951103	SOUTHWES004	SOUTHWESTERN EXPO & LIVES	M	11/18/2025	\$100.00	11/18/2025	11/20/2025
893651101	OPEN AI 000	OPEN AI INC	M	11/18/2025	\$21.28	11/18/2025	11/19/2025

Number Of Checks: 153      \$29,431.12

Cash Posting

<u>Check #</u>	<u>Payee Key</u>	<u>Payee Name</u>	<u>T</u>	<u>Check Date</u>	<u>Check Amount</u>	<u>Date</u>	<u>Stmnt Date</u>
		Total Checks:		153	\$29,431.12		
				<u>Totals:</u>	<u>Bank</u>	<u>Total \$\$</u>	
					CREDI	\$29,431.12	

\*\*\*\*\* End of report \*\*\*\*\*

<u>FUND</u>	<u>DESCRIPTION</u>	<u>TOTAL</u>	<u>ADJ</u>	<u>ADJ TOTAL</u>
199	GENERAL FUND	21,434.62	(415.86)	21,018.76
211	TITLE I PART A, BASIC PROGRAMS	-	-	-
240	HISD CHILD NUTRITION	4.89	-	4.89
255	TITLE II PART A-TEACH PRINC TR	1,204.26	-	1,204.26
263	TITLE III, PART A-LEP	-	-	-
461	CAMPUS ACTIVITY FUNDS	-	-	-
481	HIGH SCHOOL ACTIVITY FUND	1,447.09	(221.74)	1,225.35
482	MIDDLE SCHOOL ACTIVITY FUND	697.99		697.99
483	NORTHSIDE INTER ACTIVITY FUND	180.68	-	180.68
486	WYLIE ELEMENTARY ACTIVITY FUND	2,260.00	-	2,260.00
487	WYLIE PRIMARY ACTIVITY FUND	1,370.00	-	1,370.00
488	ATHLETICS ACTIVITY FUND	55.19	-	55.19
865	AGENCY FUND	1,446.42	(32.42)	1,414.00
		<u>30,101.14</u>	<u>(670.02)</u>	<u>29,431.12</u>
	PAYMENT AMOUNT PER CC STATEMENT			<u>29,431.12</u>
	DIFFERENCE			<u><u>-</u></u>

RECONCILING ITEMS -

Checks on prior month's statement

Date	Amount	Fund	Date	Amount	Fund
10/30/2025	\$ 117.51	199	10/31/2025	\$ 298.35	199
10/30/2025	\$ 221.74	481			
10/30/2025	\$ 32.42	865			

**TOTAL**

**\$ 670.02**

Checks on next month's statement

Date	Amount	Fund	Date	Amount	Fund

**TOTAL**

**\$ -**

ACCOUNT NUMBER	CHECK DATE	PO NUMBER	CHECK NUMBER	VENDOR	INVOICE DESCRIPTION	AMOUNT
199 E 11 6321 20 001 0 22 000	11/21/2025	222600169	46251103	QUIZIZZ INC	Renewal of Online Coding Curriculum for I.T. Program of Study	216.00
199 E 11 6339 21 001 0 22 000	11/19/2025	222600133	79851118	NATIONAL RESTAURANT	ServSafe Manager Online Course and Certification for Culinary Students	152.95
199 E 11 6399 01 109 0 21 000	11/14/2025	8002600031	39251101	WAL-MART	Supplies for WES GT	159.93
199 E 11 6399 11 041 0 11 000	11/10/2025	8012600127	180451101	WAL-MART	Wal-Mart P.O. needed for Middle School Life skills Mrs. Burney's class to be able to purchase supplies for the classroom for the month of November 2025. Please see the attachment	52.07
199 E 11 6399 21 001 0 11 000	11/02/2025	12600023	793351101	WAL-MART	Wal-Mart Science Supplies	77.15
199 E 11 6399 21 001 0 22 Q02	11/07/2025	222600112	304951101	EWELL EDUCATIONAL SE	Ag Supplies - Scantrons	95.00
199 E 11 6399 21 001 0 22 Q07	11/03/2025	222600102	79851101	WAL-MART	Open PO for November for Culinary Instructional Supplies	20.15
199 E 11 6399 21 001 0 22 Q07	11/03/2025	222600102	79851101	WAL-MART	Open PO for November for Culinary Instructional Supplies	399.34
199 E 11 6399 21 001 0 22 Q07	11/03/2025	222600102	79851103	WAL-MART	Open PO for November for Culinary Instructional Supplies	242.38
199 E 11 6399 21 001 0 22 Q07	11/04/2025	222600102	79851102	WAL-MART	Open PO for November for Culinary Instructional Supplies	120.59
199 E 11 6399 21 001 0 22 Q07	11/06/2025	222600101	79851104	KROGER	Open PO for November for Culinary Instructional Supplies	194.04
199 E 11 6399 21 001 0 22 Q07	11/06/2025	222600102	79851110	WAL-MART	Open PO for November for Culinary Instructional Supplies	10.25
199 E 11 6399 21 001 0 22 Q07	11/06/2025	222600102	79851110	WAL-MART	Open PO for November for Culinary Instructional Supplies	23.03
199 E 11 6399 21 001 0 22 Q07	11/06/2025	222600102	79851110	WAL-MART	Open PO for November for Culinary Instructional Supplies	56.28
199 E 11 6399 21 001 0 22 Q07	11/07/2025	222600102	79851105	WAL-MART	Open PO for November for Culinary Instructional Supplies	64.64
199 E 11 6399 21 001 0 22 Q07	11/07/2025	222600102	79851108	WAL-MART	Open PO for November for Culinary Instructional Supplies	143.38
199 E 11 6399 21 001 0 22 Q07	11/10/2025	222600102	79851106	WAL-MART	Open PO for November for Culinary Instructional Supplies	21.25
199 E 11 6399 21 001 0 22 Q07	11/10/2025	222600102	79851107	WAL-MART	Open PO for November for Culinary Instructional Supplies	51.89
199 E 11 6399 21 001 0 22 Q07	11/10/2025	222600102	79851111	WAL-MART	Open PO for November for Culinary Instructional Supplies	41.78
199 E 11 6399 21 001 0 22 Q07	11/10/2025	222600102	79851112	WAL-MART	Open PO for November for	323.02

ACCOUNT NUMBER	CHECK DATE	PO NUMBER	CHECK NUMBER	VENDOR	INVOICE DESCRIPTION	AMOUNT
199 E 11 6399 21 001 0 22 Q07	11/11/2025	222600101	79851113	KROGER	Culinary Instructional Supplies Open PO for November for Culinary Instructional Supplies	53.32
199 E 11 6399 21 001 0 22 Q07	11/12/2025	222600101	79851109	KROGER	Open PO for November for Culinary Instructional Supplies	35.37
199 E 11 6399 21 001 0 22 Q07	11/13/2025	222600101	79851114	KROGER	Open PO for November for Culinary Instructional Supplies	30.71
199 E 11 6399 21 001 0 22 Q07	11/13/2025	222600101	79851115	KROGER	Open PO for November for Culinary Instructional Supplies	19.41
199 E 11 6399 21 001 0 22 Q07	11/13/2025	222600101	79851116	KROGER	Open PO for November for Culinary Instructional Supplies	21.41
199 E 11 6399 21 001 0 22 Q07	11/14/2025	222600101	79851117	KROGER	Open PO for November for Culinary Instructional Supplies	24.94
199 E 11 6399 99 001 0 11 000	11/14/2025	12600067	793351103	WAL-MART	Wal-Mart Open PO for Nov.	15.98
199 E 11 6399 99 041 0 11 000	10/31/2025	412600003	507951003	U.S. POSTAL SERVICE	HMS CAMPUS MAILINGS - USPO - Mailings Certified Mail to student parents for September, October and November	10.48
199 E 11 6399 99 041 0 11 000	11/14/2025	412600003	453151104	U.S. POSTAL SERVICE	HMS CAMPUS MAILINGS - USPO - Mailings Certified Mail to student parents for September, October and November	10.48
199 E 11 6399 99 041 0 11 000	11/19/2025	412600003	507951101	U.S. POSTAL SERVICE	HMS CAMPUS MAILINGS - USPO - Mailings Certified Mail to student parents for September, October and November	10.48
199 E 11 6411 00 001 0 22 000	11/07/2025	222600064	46251102	PIZZA HUT OF EAST TE	Business Program Travel to UT Tyler Soules College of Business for Mock Interview Day 11.0.25 - Meals	17.98
199 E 11 6412 00 001 0 22 000	11/07/2025	222600064	46251102	PIZZA HUT OF EAST TE	Business Program Travel to UT Tyler Soules College of Business for Mock Interview Day 11.0.25 - Meals	71.93
199 E 11 6412 11 001 0 23 000	10/31/2025	8012600117	831251002	PINEY PARK	P.O. needed for C. Stoute High School Life skills to be able to pay for admission fee for Piney Park on 10-31-2025. Fee is \$10.00 per student with 11 students in class. Please see the attachment	90.00
199 E 11 6412 11 001 0 23 000	10/31/2025	8012600117	831251003	PINEY PARK	P.O. needed for C. Stoute High School Life skills to be able to pay for admission fee for Piney Park on 10-31-2025. Fee is \$10.00 per student	1,330.00

ACCOUNT NUMBER	CHECK DATE	PO NUMBER	CHECK NUMBER	CHECK VENDOR	INVOICE DESCRIPTION	AMOUNT
199 E 11 6412 11 001 0 23 000	10/31/2025	8012600117	831251004	PINEY PARK	with 11 students in class. Please see the attachment P.O. needed for C. Stoute High School Life skills to be able to pay for admission fee for Piney Park on 10-31-2025. Fee is \$10.00 per student with 11 students in class. Please see the attachment	-1,330.00
199 E 11 6499 00 041 0 11 000	11/19/2025	412600048	507951102	WHATABURGER #1114, 1	HMS CAMPUS MISC EXPENSES - STUDENTS Food appreciation students lunches for Hudson Hoover, Blaize Anderson and Danna Bazaldua Lopez	11.16
199 E 11 6499 00 041 0 11 000	11/19/2025	412600048	507951103	WINGSTOP	HMS CAMPUS MISC EXPENSES - STUDENTS Food appreciation students lunches for Hudson Hoover, Blaize Anderson and Danna Bazaldua Lopez	20.08
199 E 11 6499 00 108 0 11 000	11/04/2025	1082600027	203151101	WAL-MART	Wal-Mart- Items Needed for Muffins with Military November 10, 2025.	72.83
199 E 11 6499 00 109 0 11 000	11/07/2025	1092600068	222751102	DONUT PALACE	DONUTS FOR OCTOBER ATTENDANCE INCENTIVE	60.00
199 E 11 6499 00 109 0 11 000	11/10/2025	1092600060	222751104	WAL-MART	PURCHASE REQUEST FROM MRS. BROWN FOR A SHEET CAKE FOR VETERAN'S DAY PROGRAM	59.98
199 E 11 6499 00 999 0 26 000	11/21/2025	22600004	94155110	WAL-MART	Open PO for Holly Wilson for November 2025.	108.06
199 E 11 6499 11 001 0 11 000	10/31/2025	8012600118	831251001	PINEY PARK	P.O. needed for C. Stoute High School Life skills to be able to pay for student and employee lunches at Piney Park on 10-31-2025. Fee is \$5.00 per plate needing 15 plates. 11 Students and 4 Employees. Please see the attachment	55.00
199 E 11 6499 11 041 0 11 000	11/18/2025	8012600132	180451102	WAL-MART	P.O. needed for Middle School Life skills Burney's classroom to Wal-Mart to be able to purchase cooking supplies for the Annual Thanksgiving Feast for the 25-26 school year. Please see the attachment	60.58
199 E 13 6411 72 001 0 99 000	11/22/2025	712600032	393951105	HOLIDAY INN EXPRESS	2025 Annual TAEA Conference on 11/19/25-11/22/25 for Jennifer Barnes and Shelby Martin Hotel	102.51
199 E 13 6411 72 041 0 99 000	11/05/2025	712600089	196351101	TAEA	2025 Annual TAEA Conference on 11/19/25-11/22/25 Shelby Martin Registration	155.00
199 E 13 6411 72 041 0 99 000	11/05/2025	712600088	420351101	TAEA	2025 Annual TAEA Conference on 11/19/25-11/22/25 Stephen Watkins Registration	155.00

ACCOUNT NUMBER	CHECK DATE	PO NUMBER	CHECK NUMBER	VENDOR	INVOICE DESCRIPTION	AMOUNT
199 E 13 6411 72 041 0 99 000	11/22/2025	712600032	393951105	HOLIDAY INN EXPRESS	2025 Annual TAEA Conference on 11/19/25-11/22/25 for Jennifer Barnes and Shelby Martin Hotel	102.52
199 E 13 6495 14 041 0 21 000	11/05/2025	8002600016	152451101	TAGT (R)	TAGT Annual Membership Renewal for Mollie Bryan	40.00
199 E 13 6495 14 108 0 21 000	11/05/2025	8002600016	152451101	TAGT (R)	TAGT Annual Membership Renewal for Mollie Bryan	40.00
199 E 13 6495 14 109 0 21 000	11/07/2025	8002600017	32951101	TAGT (R)	TAGT Annual Membership Renewal for Rachael McGinnis	80.00
199 E 13 6499 00 999 0 26 000	11/21/2025	22600007	94155111	DOMINO'S PIZZA	Lunch for Staff Development Day on 11-21-25. Holly Wilson will be Using Her Credit Card.	44.94
199 E 13 6499 00 999 0 26 000	11/21/2025	22600008	97415110	WAL-MART	Food and Beverages for Lunch from Walmart for Professional Development Day on 11-21-25.	45.21
199 E 21 6499 14 999 0 99 000	11/14/2025	8002600030	196351102	CHICK-FIL-A	Lunch Meals for HMS students while attending Leadership Training at Region 7 on 11/14	34.20
199 E 23 6399 00 109 0 99 000	10/30/2025	1092600048	222751008	U.S. POSTAL SERVICE	OCTOBER OPEN PO 2025	18.71
199 E 23 6399 00 109 0 99 000	11/19/2025	1092600065	222751109	WAL-MART	NOVEMBER OPEN PO 2025	1.92
199 E 23 6399 61 041 0 99 000	11/14/2025	412600056	453151102	SMORE	HNS CAMPUS SUBSCRIPTION SMORES FOR NIKKI DRIVER	99.99
199 E 23 6399 61 041 0 99 000	11/14/2025	412600056	453151102	SMORE	HNS CAMPUS SUBSCRIPTION SMORES FOR NIKKI DRIVER	-99.99
199 E 23 6399 61 041 0 99 000	11/14/2025	412600056	453151103	SMORE	HNS CAMPUS SUBSCRIPTION SMORES FOR NIKKI DRIVER	99.00
199 E 23 6411 00 109 0 99 000	11/07/2025	1092600071	222751103	TASBO	WEBINAR TRAINING FOR A.CROW	320.00
199 E 23 6411 61 041 0 99 000	11/02/2025	412600022	453151101	LA QUINTA INNS	TITLE II: HMS CAMPUS TRAVEL - Nikki Driver, Asst Principal - TASA Assessment Conference, Round Rock Texas Nov 3-5, 2025 SEE ATTACHED REVISED TRAVEL AUTHORIZATION FORM AND ORIGINAL REQUEST (9-8-2025) This Requisition replaces 0000053310 denied	106.23
<b>AMOUNT OVER STATE RATE CANNOT BE PAID FROM FEDERAL FUNDS</b>						
199 E 23 6499 00 108 0 99 000	11/04/2025	1082600028	203151102	WAL-MART	Walmart- Food/ Snacks	117.43
199 E 23 6499 00 108 0 99 000	11/07/2025	1082600028	203151103	WAL-MART	Walmart- Food/ Snacks	76.00
199 E 23 6499 00 108 0 99 000	11/21/2025	1082600037	203151104	WAL-MART	Walmart- Items for Staff Wassail on Dec 2, 2025	49.94
199 E 23 6499 00 109 0 99 000	11/10/2025	1092600070	222751105	WAL-MART	SNACK CAKES FOR STAFF CHRISTMAS	17.82
199 E 23 6499 00 109 0 99 000	11/12/2025	1092600065	222751106	U.S. POSTAL SERVICE	NOVEMBER OPEN PO 2025	18.71
199 E 23 6499 00 109 0 99 000	11/14/2025	1092600076	222751108	STUDIO MOVIE GRILL	CHRISTMAS STAFF INCENTIVE	350.00
199 E 23 6499 00 109 0 99 000	11/19/2025	1092600065	222751109	WAL-MART	NOVEMBER OPEN PO 2025	17.30
199 E 31 6499 00 001 0 99 000	10/31/2025	12600051	22451001	WAL-MART	Wal-Mart 'Snacks for College Fair Counselors	119.50
199 E 33 6399 99 001 0 99 000	11/04/2025	332600016	630051101	WAL-MART	HHS CLINIC SUPPLIES: DIGITAL SCALE, GIRL'S UNDERWEAR	104.81
199 E 33 6399 99 109 0 99 000	11/07/2025	332600020	630051102	WAL-MART	WES CLINIC SUPPLY: LOCK BOX FOR MEDICATIONS ON FIELD TRIP	16.97
199 E 34 6311 99 950 0 99 000	11/14/2025	1612600089	60451106	SHELL	G. Basketball Meals for the 25/26 Season	252.62
199 E 36 6269 71 001 0 99 000	10/31/2025	712600047	511451014	TEXACO	Uhaul Rental Truck for Band	60.00

ACCOUNT NUMBER	CHECK DATE	PO NUMBER	CHECK NUMBER	VENDOR	INVOICE DESCRIPTION	AMOUNT
199 E 36 6269 71 001 0 99 000	10/31/2025	712600047	511451012	U-HAUL	for the month of October Uhaul Rental Truck for Band	60.00
199 E 36 6269 71 001 0 99 000	10/31/2025	712600047	511451012	U-HAUL	for the month of October Uhaul Rental Truck for Band	-60.00
199 E 36 6269 71 001 0 99 000	11/02/2025	712600047	511451101	U-HAUL	for the month of October Uhaul Rental Truck for Band	589.65
199 E 36 6269 71 001 0 99 000	11/10/2025	712600091	511451102	U-HAUL	for the month of October Uhaul Rental Truck for Band	80.84
199 E 36 6411 02 001 0 91 100	11/13/2025	1612600103	315351102	DRURY HOTELS	for the month of November Softball-Training for Coaches Hotel	258.12
199 E 36 6411 02 001 0 91 100	11/13/2025	1612600103	315351103	DRURY HOTELS	Softball-Training for Coaches Hotel	258.12
199 E 36 6411 02 001 0 91 100	11/14/2025	1612600103	315351104	EXXON/MOBIL (R)	Softball-Training for Coaches Hotel	52.50
199 E 36 6411 21 001 0 22 Q02	10/30/2025	222600085	837951007	TRU BY HILTON AMARIL	Ag Teacher Travel to Cinco Ranch LDE Contest for Judging in Katy, TX 10/30/25 - Hotel	99.28
199 E 36 6411 59 001 0 99 000	11/14/2025	12600073	393951104	CHIC FIL A	UIL Model UN Leadership training meals	11.84
<b>ATHLETIC/EXTRA CURRICULAR STUDENT MEALS -</b>						
199 E 36 6412 01 041 0 91 000	10/30/2025	712600072	545051001	CHICK FIL A HENDERSO	HMS Cheer Chick Fil A Meals on 10/30/25	146.03
199 E 36 6412 10 001 0 91 101	10/31/2025	1612600009	832651002	MCDONALD'S	Football-Meals for 2025 Season	298.35
199 E 36 6412 10 001 0 91 101	11/01/2025	1612600009	577751101	DAIRY QUEEN	Football-Meals for 2025 Season	720.00
199 E 36 6412 10 001 0 91 101	11/06/2025	1612600009	315351101	MCDONALD'S	Football-Meals for 2025 Season	500.00
199 E 36 6412 21 001 0 22 Q02	11/07/2025	222600116	304951101	EWELL EDUCATIONAL SE	Garrison FFA Invitational LDE Contest Fees	1,840.00
199 E 36 6412 21 001 0 22 Q02	11/07/2025	222600120	304951101	EWELL EDUCATIONAL SE	White Oak FFA LDE Contest Entry Fees	1,429.00
199 E 36 6412 21 001 0 22 Q02	11/07/2025	222600115	304951101	EWELL EDUCATIONAL SE	How to Rock the FFA Quiz Contest Entry	50.00
199 E 36 6412 21 001 0 22 Q02	11/12/2025	222600111	95885112	WHATABURGER #1114, 1	Ag Student Travel to District LDE Contest - Meals	595.00
199 E 36 6412 21 001 0 22 Q02	11/19/2025	222600121	304951104	EWELL EDUCATIONAL SE	Longview District (Area 6) LDE Contest Entry Fees	300.00
199 E 36 6412 21 001 0 22 Q02	11/19/2025	222600097	304951104	EWELL EDUCATIONAL SE	Ag Welding Travel to Texas High School Welding Series Contest in Robstown, TX on 12/11/1025 - Registration	150.00
199 E 36 6412 21 001 0 22 Q02	11/19/2025	222600128	95885113	SUBWAY	Ag Student Meal Boxes for Area LDE Contest	486.85
199 E 36 6412 50 001 0 91 101	11/18/2025	1612600090	522551102	CEFECO	B. Basketball Meals for the 25/26 Season	13.98
199 E 36 6412 50 001 0 91 101	11/18/2025	1612600090	522551101	DAIRY QUEEN	B. Basketball Meals for the 25/26 Season	337.50
199 E 36 6412 50 001 0 91 101	11/19/2025	1612600090	779151101	WAL-MART	B. Basketball Meals for the 25/26 Season	13.85
199 E 36 6412 50 001 0 91 101	11/20/2025	1612600090	779151102	CHIC FIL A	B. Basketball Meals for the 25/26 Season	130.95
199 E 36 6412 50 001 0 91 101	11/25/2025	1612600090	522551103	MCDONALD'S	B. Basketball Meals for the 25/26 Season	150.30
199 E 36 6412 59 001 0 99 000	11/01/2025	12600060	393951101	RAISING CANE'S	UIL Pine Tree Meet 11/1 Meals	35.16
199 E 36 6412 59 001 0 99 000	11/03/2025	12600061	393951103	FREDDY'S	UIL Lindale Meet Meals	6.29

ACCOUNT NUMBER	CHECK DATE	PO NUMBER	CHECK NUMBER	VENDOR	INVOICE DESCRIPTION	AMOUNT
199 E 36 6412 59 001 0 99 000	11/03/2025	12600061	393951102	TACO BELL 030652	UIL Lindale Meet Meals	15.78
199 E 36 6412 59 001 0 99 000	11/14/2025	12600073	393951104	CHIC FIL A	UIL Model UN Leadership training meals	14.21
199 E 36 6412 60 001 0 91 101	11/01/2025	1612600089	60451101	MCDONALD'S	G. Basketball Meals for the 25/26 Season	131.60
199 E 36 6412 60 001 0 91 101	11/07/2025	1612600089	60451102	WHATABURGER #1114, 1	G. Basketball Meals for the 25/26 Season	134.25
199 E 36 6412 60 001 0 91 101	11/08/2025	1612600089	60451103	MCDONALD'S	G. Basketball Meals for the 25/26 Season	70.00
199 E 36 6412 60 001 0 91 101	11/10/2025	1612600089	511151104	PIZZA HUT OF EAST TE	G. Basketball Meals for the 25/26 Season	260.77
199 E 36 6412 60 001 0 91 101	11/10/2025	1612600089	577751103	WAL-MART	G. Basketball Meals for the 25/26 Season	10.94
199 E 36 6412 60 001 0 91 101	11/13/2025	1612600089	60451104	CHIC FIL A	G. Basketball Meals for the 25/26 Season	135.03
199 E 36 6412 60 001 0 91 101	11/14/2025	1612600089	60451105	MCDONALD'S	G. Basketball Meals for the 25/26 Season	61.80
199 E 36 6412 60 001 0 91 101	11/15/2025	1612600089	60451107	RAISING CANE'S	G. Basketball Meals for the 25/26 Season	182.21
199 E 36 6412 60 001 0 91 101	11/17/2025	1612600089	60451108	WAL-MART	G. Basketball Meals for the 25/26 Season	22.85
199 E 36 6412 60 001 0 91 101	11/18/2025	1612600089	60451109	DAIRY QUEEN	G. Basketball Meals for the 25/26 Season	94.75
199 E 36 6412 60 001 0 91 101	11/24/2025	1612600089	60451110	CHICKEN EXPRESS	G. Basketball Meals for the 25/26 Season	212.25
199 E 36 6495 00 999 0 91 100	11/10/2025	1612600121	577751102	TEXAS HIGH SCHOOL AT	Texas High School Athletic Director Association Membership	70.00
199 E 36 6499 00 999 0 91 000	11/06/2025	1612600036	346551101	WAL-MART	Press Box-Meals and supplies for Varsity Football	32.82
199 E 36 6499 00 999 0 91 000	11/14/2025	1612600036	577751104	WAL-MART	Press Box-Meals and supplies for Varsity Football	360.66
199 E 36 6499 00 999 0 91 000	11/19/2025	1612600036	274651101	TAQUERIA JUAREZ MEXI	Press Box-Meals and supplies for Varsity Football	435.00
199 E 36 6499 00 999 0 91 200	11/14/2025	1612600009	577751105	JUCYS HAMBURGERS	Football-Meals for 2025 Season	480.00
199 E 36 6499 00 999 0 91 200	11/20/2025	1612600036	274651102	WAL-MART	Press Box-Meals and supplies for Varsity Football	53.66
199 E 36 6499 00 999 0 91 200	11/21/2025	1612600036	577751106	WAL-MART	Press Box-Meals and supplies for Varsity Football	160.73
199 E 36 6499 00 999 0 91 200	11/25/2025	1612600036	274651103	SAL'S ITALIAN RESTAU	Press Box-Meals and supplies for Varsity Football	266.59
199 E 41 6398 00 740 0 99 000	11/18/2025	7402600011	893651101	OPEN AI INC	Open AI Chat GPT Subscription 2025 October - July \$21.28 / Month	21.28
199 E 41 6399 00 701 0 99 000	11/14/2025	9002600057	112551102	SAMS CLUB	Admin Supplies for the Holidays	189.24
199 E 41 6399 00 740 0 99 000	11/13/2025	7402600012	543951103	WAL-MART	Office supplies/food - November OPEN 2025	39.50
199 E 41 6399 00 740 0 99 000	11/14/2025	7402600012	543951104	WAL-MART	Office supplies/food - November OPEN 2025	29.48
199 E 41 6399 05 750 0 99 000	10/30/2025	9012600013	112551003	WAL-MART	Operations Supplies for October	2.47
199 E 41 6399 05 750 0 99 000	11/14/2025	9012600025	112551101	SAMS CLUB	Operations Supplies for November	11.98
199 E 41 6495 00 750 0 99 000	11/04/2025	7002600043	566251101	TASBO	TASBO MEMBERSHIP DUES	155.00

ACCOUNT NUMBER	CHECK DATE	PO NUMBER	CHECK NUMBER	VENDOR	INVOICE DESCRIPTION	AMOUNT
					11/1/2025 - 10/31/2026 J WARNER	
199 E 41 6499 00 701 0 99 000	11/13/2025	9002600055	833051101	WILD IRIS / KALEIDOS	Plant for the funeral service of Mindy Rucker's father-in-law, Jerry Rucker 11.8.25	80.00
199 E 41 6499 00 701 0 99 000	11/14/2025	9002600056	112551102	SAMS CLUB	Admin Supplies for the Holidays	111.46
199 E 41 6499 00 701 0 99 000	11/19/2025	9002600058	833051102	WAL-MART	Admin Supplies	56.43
199 E 41 6499 00 740 0 99 000	11/06/2025	7402600012	543951101	WAL-MART	Office supplies/food - November OPEN 2025	89.89
199 E 41 6499 00 740 0 99 000	11/07/2025	7402600013	543951102	TIA JUANITA'S	Ash Room - TOY Hosting - Tia Juanita's Taco Bar for 50 People Sour Cream, Guac, Lettuce, Cheese, Tomato, Mixture of Flour, corn, and Crispy shells, 2 large chips, 3 quart size salsas, Charro Beans, Mexican Rice, 2 quarts of Jalapeno Ranch, package fee.	753.47
199 E 41 6499 00 750 0 99 000	11/11/2025	7002600048	566251102	TEXAS SECRETARY OF S	NOV & DEC OPEN PO SUPPLIES OR MISC EXP	5.00
199 E 41 6499 00 750 0 99 000	11/11/2025	7002600048	566251102	TEXAS SECRETARY OF S	NOV & DEC OPEN PO SUPPLIES OR MISC EXP	0.14
199 E 41 6499 99 702 0 99 000	11/07/2025	9002600047	97951101	WAL-MART	Open PO for Mrs. Henry to prepare the entree for the November board meeting	164.12
199 E 41 6499 99 702 0 99 000	11/08/2025	9002600047	97951102	WAL-MART	Open PO for Mrs. Henry to prepare the entree for the November board meeting	21.12
199 E 41 6499 99 702 0 99 000	11/10/2025	9002600047	97951103	WAL-MART	Open PO for Mrs. Henry to prepare the entree for the November board meeting	36.04
199 E 41 6499 SS 750 0 99 000	10/30/2025	9012600013	112551003	WAL-MART	Operations Supplies for October	96.33
199 E 41 6499 SS 750 0 99 000	11/14/2025	9012600025	112551101	SAMS CLUB	Operations Supplies for November	330.60
199 E 41 6499 SS 750 0 99 000	11/21/2025	9012600025	112551103	WAL-MART	Operations Supplies for November	133.64
199 E 41 6499 SS 750 0 99 000	11/21/2025	9012600021	112551103	WAL-MART	Operations Supplies for November	76.30
199 E 51 6259 03 999 0 99 000	10/31/2025	7002600006	304951009	OPTIMUM BUSINESS	2025-2026 DISTRICT TELECOMMUNICATION SERVICES BILLING PERIOD 11/1-11/30/2025	67.96
199 E 51 6259 03 999 0 99 000	10/31/2025	7002600006	304951010	OPTIMUM BUSINESS	2025-2026 DISTRICT TELECOMMUNICATION SERVICES BILLING PERIOD 11/1-11/30/2025	912.14
199 E 51 6259 03 999 0 99 000	10/31/2025	7002600006	304951011	OPTIMUM BUSINESS	2025-2026 DISTRICT TELECOMMUNICATION SERVICES BILLING PERIOD 11/1-11/30/2025	49.02
199 E 51 6259 03 999 0 99 000	11/07/2025	7002600006	304951102	OPTIMUM BUSINESS	2025-2026 DISTRICT TELECOMMUNICATION SERVICES	1.34

ACCOUNT NUMBER	CHECK DATE	PO NUMBER	CHECK NUMBER	VENDOR	INVOICE DESCRIPTION	AMOUNT
					BILLING PERIOD 11/13-12/12/2025	
199 E 51 6259 03 999 0 99 000	11/07/2025	7002600006	304951103	OPTIMUM BUSINESS	2025-2026 DISTRICT TELECOMMUNICATION SERVICES	1.34
					BILLING PERIOD 11/13-12/12/2025	
199 E 51 6259 04 999 0 99 000	10/31/2025	7002600011	304951007	REPUBLIC SERVICES	2025-2026 COMMERCIAL WASTE SERVICES RENAL 10/1-10/31	154.23
199 E 51 6259 04 999 0 99 000	10/31/2025	7002600011	304951008	REPUBLIC SERVICES	2025-2026 COMMERCIAL WASTE SERVICES RENTAL 10/1-10/31	160.39
199 E 51 6499 99 940 0 99 000	11/19/2025	5202600131	483951101	WAL-MART	25-26 Maintenance Open November 2025	53.56
<b>CHILD NUTRTION -</b>						
240 E 35 6399 00 999 0 99 000	11/11/2025	372600046	543751101	WAL-MART	OPEN PO FOR UNEXPECTED SUPPLIES NOVEMBER 2025	4.89
<b>FEDERAL FUNDS -</b>						
255 E 13 6399 00 109 6 24 000	11/03/2025	1092600063	222751101	LEAD4WARD LLC	LEAD4WARD/ELEMENTARY SCHOOL FIELD GUIDE CAMPUS BUNDLE--TITLE II	450.00
255 E 13 6411 00 041 6 24 000	11/14/2025	412600030	192551101	MAGNOLIA HOTEL DALLA	TITLE II: HMS CAMPUS - Hotel Accommodation for Lauren Kirk - CAST Conference Nov 13-15, 2025 See Attached Travel Authorization Form	297.64
255 E 13 6411 00 041 6 24 000	11/14/2025	412600030	192551101	MAGNOLIA HOTEL DALLA	TITLE II: HMS CAMPUS - Hotel Accommodation for Lauren Kirk - CAST Conference Nov 13-15, 2025 See Attached Travel Authorization Form	-10.93
255 E 21 6411 00 999 6 24 000	11/03/2025	2992600006	250251101	LA QUINTA INNS	TITLE II: Hotel Reservation for Mrs. Dea Henry & Mindy Rucker to attend the Texas Assessment Conference in Round Rock on November 3-5	269.67
255 E 23 6411 00 041 6 24 000	11/02/2025	412600022	453151101	LA QUINTA INNS	TITLE II: HMS CAMPUS TRAVEL - Nikki Driver, Asst Principal - TASA Assessment Conference, Round Rock Texas Nov 3-5, 2025 SEE ATTACHED REVISED TRAVEL AUTHORIZATION FORM AND ORIGINAL REQUEST (9-8-2025) This Requisition replaces 0000053310 denied	197.88
<b>CAMPUS ACTIVITY FUNDS -</b>						
481 E 36 6399 28 001 0 99 000	11/10/2025	222600099	95885111	WAL-MART	Ag Supplies	165.00
481 E 36 6412 28 001 0 99 000	11/14/2025	222600117	837951101	SOUTHWESTERN EXPO &	Ft. Worth Stock Show & Rodeo	206.96
481 E 36 6412 28 001 0 99 000	11/18/2025	222600117	837951103	SOUTHWESTERN EXPO &	Ft. Worth Stock Show & Rodeo	100.00
481 E 36 6499 28 001 0 99 000	10/30/2025	222600075	95885101	WAL-MART	FFA Supplies for Trunk or Treat	159.12
481 E 36 6499 28 001 0 99 000	11/05/2025	222600075	836851101	WAL-MART	FFA Supplies for Trunk or Treat	60.15
481 E 36 6499 28 001 0 99 000	11/06/2025	222600075	46251101	WAL-MART	FFA Supplies for Trunk or Treat	19.27
481 E 36 6499 28 001 0 99 000	11/10/2025	222600110	836851102	WAL-MART	Supplies for LDE Showcase	80.66
481 E 36 6499 28 001 0 99 000	11/10/2025	222600110	95885110	WAL-MART	Supplies for LDE Showcase	95.06
481 E 36 6499 28 001 0 99 000	11/10/2025	222600099	95885111	WAL-MART	Ag Supplies	32.42
481 E 36 6499 28 001 0 99 000	11/16/2025	222600110	836851103	WAL-MART	Supplies for LDE Showcase	32.43
481 E 36 6499 28 001 0 99 000	11/17/2025	222600110	837951102	WAL-MART	Supplies for LDE Showcase	226.92
481 E 36 6499 99 001 0 99 000	10/30/2025	222600056	92215103	S & S ACTIVEWEAR, LL	Open PO for October for	62.62

ACCOUNT NUMBER	CHECK DATE	PO NUMBER	CHECK NUMBER	VENDOR	INVOICE DESCRIPTION	AMOUNT
					Supplies for Lionland Outfitters	
481 E 36 6499 99 001 0 99 000	11/07/2025	222600106	92215110	S & S ACTIVEWEAR, LL	Open PO for November for Supplies for Lionland Outfitters	206.48
482 E 13 6411 59 041 0 99 000	11/14/2025	412600030	192551101	MAGNOLIA HOTEL DALLA	TITLE II: HMS CAMPUS - Hotel Accommodation for Lauren Kirk - CAST Conference Nov 13-15, 2025 See Attached Travel Authorization Form	209.30
482 E 13 6411 59 041 0 99 000	11/14/2025	412600030	192551101	MAGNOLIA HOTEL DALLA	TITLE II: HMS CAMPUS - Hotel Accommodation for Lauren Kirk - CAST Conference Nov 13-15, 2025 See Attached Travel Authorization Form	-7.69
482 E 36 6399 59 041 0 91 000	11/16/2025	412600058	161351101	SAMS CLUB	HMS CAMPUS - ATHLETICS - CONCESSION STAND SALES - GIRLS BASKETBALL GAMES, misc items consisting of candy, chips, drinks, etc	496.38
483 E 36 6499 00 108 0 99 000	11/21/2025	1082600038	277351101	LOWE'S (R)	LOWE'S- Northside Christmas Parade Float Supplies	129.70
483 E 36 6499 00 108 0 99 000	11/21/2025	1082600039	277351102	WAL-MART	Walmart- Supplies needed for the Christmas Float	50.98
486 E 11 6412 00 109 0 11 000	11/13/2025	1092600066	222751107	CALIE'S ACRE LLC	2nd GRADE FIELD TRIP	2,260.00
487 E 11 6412 00 107 0 11 000	11/07/2025	1072600023	471051101	CALIE'S ACRE LLC	PreK field trip 11/07	1,370.00
488 E 36 6399 42 001 0 91 000	11/20/2025	1612600133	411151101	WAL-MART	XC-Frames & Photos	25.92
488 E 36 6399 42 001 0 91 000	11/20/2025	1612600133	411151102	WALGREENS	XC-Frames & Photos	29.27
865 E 23 6499 00 001 0 00 000	11/13/2025	12600050	99225110	COTTON PATCH CAFE, I	JP Morgan Hospitably Fund Open PO	80.00
<b>STUDENT ACTIVITY FUNDS -</b>						
865 E 23 6499 00 001 0 00 000	11/20/2025	12600050	99225111	COTTON PATCH CAFE, I	JP Morgan Hospitably Fund Open PO	40.00
865 E 36 6499 12 001 0 00 000	10/30/2025	12600049	99225101	WAL-MART	Wal-Mart STUCO Candy	32.42
865 E 36 6499 12 001 0 00 000	11/13/2025	12600070	793351102	DALLAS MAVERICKS BAS	Dallas Mavericks STUCO	332.00
865 E 36 6499 83 001 0 00 000	10/30/2025	222600093	157051003	HOSA - FUTURE HEALTH	HOSA Membership Dues	546.00
865 E 36 6499 83 001 0 00 000	11/06/2025	222600118	36551101	HOSA - FUTURE HEALTH	HOSA Membership Dues for Smith's Students	416.00
Totals for checks						30,101.14

FUND SUMMARY

<u>FUND</u>	<u>DESCRIPTION</u>	<u>BALANCE SHEET</u>	<u>REVENUE</u>	<u>EXPENSE</u>	<u>TOTAL</u>
199	GENERAL FUND	0.00	0.00	21,434.62	21,434.62
240	HISD CHILD NUTRITION	0.00	0.00	4.89	4.89
255	TITLE II PART A-TEACH PRINC TR	0.00	0.00	1,204.26	1,204.26
481	HIGH SCHOOL ACTIVITY FUND	0.00	0.00	1,447.09	1,447.09
482	MIDDLE SCHOOL ACTIVITY FUND	0.00	0.00	697.99	697.99
483	NORTHSIDE INTER ACTIVITY FUND	0.00	0.00	180.68	180.68
486	WYLIE ELEMENTARY ACTIVITY FUND	0.00	0.00	2,260.00	2,260.00
487	WYLIE PRIMARY ACTIVITY FUND	0.00	0.00	1,370.00	1,370.00
488	ATHLETICS ACTIVITY FUND	0.00	0.00	55.19	55.19
865	AGENCY FUND	0.00	0.00	1,446.42	1,446.42
***	Fund Summary Totals ***	0.00	0.00	30,101.14	30,101.14

\*\*\*\*\* End of report \*\*\*\*\*

Henderson ISD  
 Superintendent and Board Travel Expenditures  
 As of 12/31/2025

	Russell Brown	Shannon Coats	Loy Dorsey	Lou Madsen	Justin Scarborough	Sonny Simmons	Dr. John Taylor	Jean Williams
Meals	-	-	-	-	-	-	-	-
Lodging	-	-	-	-	-	-	-	-
Transportation	-	-	-	-	-	-	-	314.99
Motor Fuel	-	-	-	-	-	-	-	-
Other	-	-	-	100.00	35.00	-	-	-
<b>Total</b>	-	-	-	100.00	35.00	-	-	314.99

	Brian Bowman
Meals	-
Lodging	-
Transportation	-
Motor Fuel	59.65
Other	-
<b>Total</b>	59.65

Note: The spirit of the rule is to capture all "reimbursements" for the fiscal year, regardless of the manner of payment, including direct pay, credit card, cash, and purchase order. Reimbursements are to be reported per category:

- Meals Meals consumed out of town and in-district at area restaurants (excludes catered meals for board meetings).
- Lodging Hotel charges.
- Transportation Airfare, car rental (can include fuel on rental), taxis, mileage reimbursements, leased cars, parking and tolls.
- Motor Fuel Gasoline.
- Other Registration fees, telephone/cell phone, internet service, fax machine, and other reimbursements to (or on-behalf of) of the superintendent and board members not defined above.

## Tuesday, January 13, 2026

The Board of Trustees of Henderson ISD met Tuesday, January 13, 2026, at 6:30 PM in the Henderson ISD Administration Boardroom, 300 Crosby Drive, Henderson, TX 75652, with the following members present:

Russell Brown  
Shannon Coats  
Loy Dorsey  
Lou Madsen  
Justin Scarborough  
Dr. John Taylor  
Jean Williams

1. **Call to Order at 6:30 PM** - Board President Russell Brown called the meeting to order at 6:30 pm.
  - A. Invocation (6:30 pm) – Deon Coleman of Union Grove Baptist Church led the invocation.
  - B. Pledge to the US Flag and Texas Flag (6:32 pm) – Northside Intermediate students Pressleigh Casey, Cruz Garcia, and Julia Deleon led the pledges.
2. **Board Recognition (6:34 pm)** – Superintendent Brian Bowman thanked the board for their time and effort on behalf of the students and district and presented them with certificates. A Board Appreciation-themed video was shared.
3. **Open Forum (6:39 pm)** – Raven Marshall addressed the board about an in-person tutoring service she started called Reading Roots, designed to assist struggling students with their reading skills.
4. **Communication from citizens to discuss pending agenda items before the Board (6:39 pm)** – No citizens addressed the board regarding a pending agenda item.
5. **Information/Discussion Agenda Items**
  - A. Financial Report - November 2025 (6:42 pm) - Nikki Warner presented the reconciled financial report for November 2025.
  - B. Hear a report on investment transactions for all funds covered by the Public Funds Investment Act as of November 30, 2025 (6:44 pm) - Nikki Warner presented the quarterly investment report for the quarter ending November 30, 2025, as required by the Public Funds Investment Act. The market value of the district's investments totals \$31,155,768.66. Operating funds make up \$24,107,453.41 of the total investments, comprised of 33% Commercial Paper, 0% Agencies, 0% Municipal Securities, 8% Treasuries, and 59% held in the district's Money Market account at Texas Bank. The market value of debt service investments was \$7,048,315.25. The district has realized \$307,497.45 of interest as of November 30, 2025, for fiscal year 2025.
  - C. Intruder Detection Audit at Henderson Middle School (6:46 pm) - Superintendent Brian Bowman reported that Region 7 and TEA conducted an Intruder Detection Audit at Henderson Middle School on December 5, 2025. There were no findings.

**6. Consider approval of Consent Agenda items (6:50 pm)** – A motion was made by Shannon Coats, with a second by Justin Scarborough, to approve the Consent Agenda as presented. The motion carried unanimously, 7-0.

A. Approve Minutes of the December 9, 2025, Regular Meeting

B. Designate 2026 "non-business" days for the purposes of the Texas Public Information Act

**7. Consider approval of Action Agenda items**

A. Consider approval of 2024-2025 Annual Financial Report (6:51 pm) – This item was tabled after Superintendent Bowman explained that the audit firm did not meet the December deadline after district staff had everything submitted early. Mrs. Warner also explained that TEA was late in releasing compliance requirements and supplements, so auditors could not finalize any single audits until the release on November 25, 2025. Our deadline of 150 days after year-end was pushed back by TEA from January 28 to February 27. A discussion about a change in auditing firms was held.

B. Consider approval of insurance renewal for 2026-2027 (6:53 pm) - Nikki Warner presented for approval the annual insurance renewal proposal for the 2026-2027 plan year. The property insurance coverage limits remain unchanged at \$200 million for All Perils (excluding weather) and Weather Perils. Deductibles remain the same for All Perils at \$50,000. The minimum deductible for Weather Perils improves from \$500,000 to \$250,000 (2% or minimum). All other lines of coverage reflect small adjustments consistent with market trends. Notable items include a slight decrease in the privacy and information security contribution and no change in violent acts coverage. The total contribution for 2026-2027 is \$511,710, an increase of 10.5%. A motion was made to approve the Risk Management property insurance coverage effective February 1, 2026 – January 31, 2027, by Dr. John Taylor, with a second by Shannon Coats. The motion carried unanimously, 7-0.

C. Approve certification waiver action plan (6:56 pm) - Stacey Johnson presented for approval an action plan detailing strategies to decrease the district's number of uncertified teachers. With the passing of HB 2, Texas teacher certification requirements for current uncertified/District of Innovation (DOI) staff have changed. The legislation includes the following steps. For the 2025-2026 school year, districts must maintain current DOI plans, which may include exemptions. In 2026-2027, districts can no longer include K-5, ELAR, and math teachers in DOI plan exemptions. In 2027-2028, districts can no longer include any grade-level foundational subject teachers in DOI plan exemptions. While Henderson ISD has reduced overall DOI numbers by approximately 50% since the 2024-2025 school year, several quality DOI staff members who teach foundation subjects are continuing to complete an alternative certification program. Certification programs take an average of 16-22 months to complete prior to receiving a Statement of Eligibility and a one-year probationary teaching certificate. TEA has provided an avenue to extend the HB 2 deadlines for local districts using the Delay of Teacher Certification Requirements Waiver. HISD, in collaboration with Region 7's Impact program, would like to continue and implement new targeted strategies to decrease the number of uncertified teachers in alignment with

the waiver timelines. This application process requires districts to create an action plan detailing the strategies and board approval. In addition to implementing the action plan, HISD will also update its current DOI plan this spring to reflect the requirements of HB 2. A motion was made by Loy Dorsey, with a second by Lou Madsen, to approve the action plan as presented. The motion carried unanimously, 7-0.

- D. Consider approval of an early resignation stipend (7:09 pm) - Stacey Johnson presented for approval an early resignation stipend that offers professionals \$500 and hourly employees \$250. To receive the stipend, staff must submit a letter of resignation to the HISD Human Resources office on or before Friday, February 27, 2026. Any staff member who submits an early resignation letter must continue working through May 27, 2026, to fulfill his or her contract with the district. The stipends will be included in the final paycheck. A motion was made by Jean Williams, with a second by Shannon Coats, to reinstate the early resignation stipend as presented. The motion carried unanimously. 7-0.
- E. Consider purchase of student devices for Wylie Elementary School (7:13 pm)- Kevin Bryan presented for approval the purchase of 800 Chromebooks for students at Wylie Elementary School. The district does its best to follow a five-year replacement cycle for student devices. The currently utilized devices were purchased in 2020. The district received the following four proposals: CDW-G - \$337,600, Dell - \$269,192, NextStep Innovation - \$404,384, and Southern Computer Warehouse - \$364,312. A motion was made by Justin Scarborough, with a second by Jean Williams, to approve the purchase of 800 Chromebooks from Dell Technologies for a total of \$269,192 as presented. The motion carried unanimously, 7-0.

**8. Superintendent Report (7:19 pm) - Superintendent Brian Bowman**

- A. Enrollment/Attendance report – Superintendent Bowman reported that enrollment is at 3,143, and attendance is still above 96%.
- B. Cell phone update – Principals report positive feedback from parents. Kevin Bryan stated that the student network has been disabled for personal devices.
- C. Staffing Matrix and Guidelines – Superintendent Bowman reported that staffing meetings with principals have begun. Henderson ISD does not currently have a staffing matrix but aims to adopt one within the next few years.

**9. Set date, time, and location of next Regular Board Meeting**

- A. Tentative date, time, and location of Regular Board Meeting: Tuesday, February 10, 2026, at 6:00 p.m. in the Administration Boardroom, 300 Crosby Drive, Henderson, Texas.

The HISD Board of Trustees ended Open Session at 7:31 pm.

**10. The Board of Trustees will conduct an Executive/Closed Session pursuant to the following provisions of the Texas Open Meetings Act, Texas Government Code Section 551.001 et seq. All final votes, actions, or decisions will be taken in Open Session.**

- A. 551.071 - Consultation with Attorney: A governmental body may conduct a private consultation with its attorney when the governmental body seeks the advice of its attorney about pending or contemplated litigation; or a settlement offer; or on a matter

in which the duty of the attorney to the governmental body under the Texas Disciplinary Rules of Professional Conduct of the State Bar of Texas clearly conflicts with this chapter

- B. 551.072 - Deliberate the Purchase, Exchange, Lease, or Value of Real Property if Deliberation in an Open Meeting would have a Detrimental Effect on the Position of the Governmental Body in Negotiations with a Third Person
  - C. 551.074 - Deliberate the Appointment, Employment, Evaluation, Reassignment, Duties, Discipline, or Dismissal of a Public Officer or Employee; or to Hear a Complaint or Charge Against an Officer or Employee;
    - 1. Consider hiring personnel
    - 2. Consider personnel resignations
  - D. Discussion of Board Relations Between the Members of the Board of Trustees and the Relationship of the Board of Trustees with the Superintendent of Schools
  - E. 551.076 - Deliberation Regarding Security Devices or Security Audits; Closed Meeting. This chapter does not require a governmental body to conduct an open meeting to deliberate:
    - 1. The deployment, or specific occasions for implementation, of security personnel or devices; or
    - 2. A security audit.
  - F. 551.129 - A Governmental Body May Use a Telephone Conference Call, Video Conference Call, or Communications Over the Internet to Conduct a Public Consultation with its Attorney in an Open Meeting of the Governmental Body or a Private Consultation with its Attorney in a Closed Meeting of the Governmental Body  
The HISD Board of Trustees reconvened in Open Session at 8:30 pm.
11. **Consider possible action on items discussed in Closed Session.**  
Upon return to Open Session, a motion was made by Lou Madsen, with a second by Loy Dorsey, to accept the recommendation of administration regarding personnel actions as presented. The motion carried unanimously, 7-0.
12. **Adjournment (8:31 pm)** – With no further business, a motion was made by Dr. John Taylor, seconded by Shannon Coats, to adjourn. The motion carried unanimously, 7-0.

\_\_\_\_\_  
President

ATTEST:

\_\_\_\_\_  
Secretary

**Henderson ISD  
Board Background**

**Subject: Personnel Resignations**

**January 13, 2026**

---

**Presented for: Action X**

**Report Only**

**Background Information:**

**The following employee has submitted a resignation letter effective for remainder of the 2025-2026 school year:**

- |                      |                  |                               |
|----------------------|------------------|-------------------------------|
| • Mayela Aguilar     | Paraprofessional | Wylie Elementary School       |
| • Kaycie Meader      | Child Nutrition  | Northside Intermediate School |
| • Verkeshia Vanzandt | Child Nutrition  | Northside Intermediate School |

**Contact Person(s):**

Brian Bowman  
Stacey Johnson



**Plan for Meeting Teacher Certification Requirements by 2029-2030  
January 13, 2026**

*Pursuant to Tex. Educ. Code § 21.0032(a-1), Henderson Independent School District has created a plan to delay the full implementation of certification requirements for teachers of record in foundation curriculum courses until the beginning of the 2029-2030 school year.*

District Name: Henderson ISD

County-District Number (CDN): 201902

Superintendent Name & Email: Brian Bowman, [bbowman@hendersonisd.org](mailto:bbowman@hendersonisd.org)

Point of Contact for Plan Implementation: Stacey Johnson

Board Approval Date: January 13, 2026 (pending board approval)

Date Posted to District Website: TBD

## **I. LEGAL FRAMEWORK**

This plan is created in response to the requirements of **Texas Education Code (TEC) §21.0032**, as enacted by **House Bill 2 (HB 2, 89th Legislature, Regular Session, 2025)**, which mandates that a person may not be employed as a teacher of record for a foundation curriculum course unless they hold the appropriate certification. While the statutory compliance deadline is the start of the 2029-2030 school year, **Henderson ISD** is committed to achieving this standard as rapidly as possible to ensure high-quality instruction for all students.

## **II. District Commitment**

**Henderson ISD** is committed to fully phasing out uncertified staff in all core curriculum roles by the start of the 2029–2030 school year. This goal is supported by the following strategies, which are outlined in the strategic action plan beginning on Page 5:

- Develop and monitor individual certification plans for each noncertified staff teaching a foundational curriculum course.
- Partner with Education Service Center 7 to provide an Educator Preparation Program (EPP) through the Impact Program that includes a certification pathway and testing preparation.
- Attend area job fairs to recruit fully certified staff.
- Work with ESC 7 to implement a 1<sup>st</sup>/2<sup>nd</sup> year mentoring program.
- Establish a Grow-Your-Own program to target paraprofessionals and high school students.

**III. Uncertified Teacher Data (2025-2026 Academic School Year)**

<b>Grade Level / Subject Area</b>	<b>Total Core FTE</b>	<b>Number of Uncertified Teachers</b>	<b>Percentage Uncertified</b>	<b>EPP Partner(s) Supporting This Group</b>
Elementary Self-Contained (K-5)	34	2	5.8%	ESC 7 Impact
Elementary RLA (K-5)	12	1	8.3%	ESC 7 Impact
Elementary Math (K-5)	12	4	33.3%	ESC 7 Impact
Elementary Science (K-5)	3	0	0%	ESC 7 Impact
Elementary SS (K-5)	3	0	0%	ESC 7 Impact
Secondary Math (6-12)	17	2	11.7%	ESC 7 Impact
Secondary Science (6-12)	14	1	7.1%	ESC 7 Impact

Secondary ELA (6-12)	19	4	21%	ESC 7 Impact
Secondary SS (6-12)	14	4	28.5%	ESC 7 Impact
<i>TOTAL CORE CURRICULUM</i>	<b>125</b>	<b>16</b>	<b>12.8%</b>	

**IV. Hiring Trends (New Uncertified Hires)**

(Average number of new uncertified teachers hired in each of the last three years.)

<b>School Year New</b>	<b>Foundation Hires New</b>	<b>Non-Foundation Hires Total</b>	<b>New Uncertified Hires</b>
<b>2023-2024</b>	39	22	25
<b>2024-2025</b>	25	18	15
<b>2025-2026</b>	22	15	6
<b>3 Year Average</b>	28.6	18.3	15.3

**V. Educator Preparation Program Partnerships**

<b>Name of EPP</b>	<b>Description of Partnership</b> (How will the EPP support certification, training, mentorship etc.)
<b>Region 7 Impact</b>	The EPP will assist Henderson ISD with staff who are currently in the certification program and will provide opportunities for test prep as needed. In addition, HISD will work collaboratively with the EPP to establish a mentoring program for 1 <sup>st</sup> and 2 <sup>nd</sup> year teachers to ensure growth. Finally, the EPP will serve as a resource as HISD's begins a "Grow-Your-Own" program to strengthen the teaching staff in the future.

**VI. Strategic Action Plan**

<b>School Year</b>	<b>Timeframe</b>	<b>% of Uncertified Teachers</b>  <b>Goal: Decrease by 3.2% yearly</b>	<b>Strategies</b>	<b>Person(s) Responsible</b>
25-26	Spring 2026	12.8%	<ul style="list-style-type: none"> <li>• Review and develop individual certification plans with timelines.</li> <li>• Conference individually with uncertified staff and campus administrators.</li> <li>• Partner with ESC 7 for EPP partnership.</li> </ul>	<ul style="list-style-type: none"> <li>• HR director and staff</li> <li>• Campus principals</li> <li>• ESC 7 EPP coordinator</li> </ul>


			<ul style="list-style-type: none"> <li>• Create a tracking document to monitor teacher certification progress.</li> <li>• Recruit certified teachers at local job fairs.</li> </ul>	
26-27	Summer 2026 through spring 2027	9.6%	<ul style="list-style-type: none"> <li>• Provide TExES exam prep courses through ESC 7.</li> <li>• Launch the 1<sup>st</sup>/2<sup>nd</sup> year teacher mentor program with ESC 7.</li> <li>• Identify paraprofessionals with college hours.</li> <li>• Host a Grow-Your-Own kickoff event to support paraprofessionals wishing to complete a pathway toward certification.</li> <li>• Explore funding sources to support the Grow-Your-Own certification program.</li> <li>• Work with the Henderson High School CTE education pathway to support training opportunities and mentoring for future educators.</li> <li>• Recruit certified teachers at local job fairs.</li> </ul>	<ul style="list-style-type: none"> <li>• HR Director and staff</li> <li>• Asst. Supt. Curriculum</li> <li>• ESC 7 EPP coordinator</li> <li>• Campus principals</li> <li>• Chief financial officer</li> <li>• CTE coordinator</li> </ul>


27-28	Summer 2027 through spring 2028	6.4%	<ul style="list-style-type: none"> <li>• Offer TExES exam prep courses through ESC 7.</li> <li>• Continue the 1<sup>st</sup>/2<sup>nd</sup> year mentor program with ESC 7.</li> <li>• Continue the Grow-Your-Own certification program.</li> <li>• Continue to work with the Henderson High School CTE education pathway to support training opportunities and mentoring for future educators.</li> <li>• Recruit certified teachers at local job fairs.</li> </ul>	<ul style="list-style-type: none"> <li>• HR Director and staff</li> <li>• Asst. Supt. Curriculum</li> <li>• ESC 7 EPP coordinator</li> <li>• Campus principals</li> <li>• Chief financial officer</li> <li>• CTE coordinator</li> </ul>
28-29	Summer 2028 through spring 2029	3.2%	<ul style="list-style-type: none"> <li>• Offer TExES exam prep courses through ESC 7.</li> <li>• Continue the 1<sup>st</sup>/2<sup>nd</sup> year mentor program with ESC 7.</li> <li>• Continue the Grow-Your-Own certification program.</li> <li>• Continue to work with the Henderson High School CTE education pathway to support training opportunities and mentoring for future educators.</li> </ul> <p>Recruit certified teachers at local job fairs.</p>	<ul style="list-style-type: none"> <li>• HR Director and staff</li> <li>• Asst. Supt. Curriculum</li> <li>• ESC 7 EPP coordinator</li> <li>• Campus principals</li> <li>• Chief financial officer</li> <li>• CTE coordinator</li> </ul>

29-30	Summer 2029 through summer 2030	0%	<ul style="list-style-type: none"> <li>• Ensure full compliance for all foundational courses.</li> <li>• Continue collaborating with EPP to sustain program quality.</li> <li>• Continue to recruit certified teachers at local job fairs.</li> </ul>	<ul style="list-style-type: none"> <li>• HR Director</li> <li>• Campus principals</li> </ul>
-------	---------------------------------	----	---	--

**VII. Board Approval and Attestation**

This plan has been reviewed and approved by the Board of Trustees of **Henderson ISD** in an open meeting on **January 13, 2026**. The Board authorizes the Superintendent and his/her designees to execute the strategies outlined herein to ensure full compliance with TEC §21.0032

Board President Signature:  Date: 1/13/2026

Superintendent Signature:  Date: 1/13/2026

		Henderson ISD		QTR:	1	January 13, 2026
Framework Pillars	Student Outcome Minutes	Adult Behavior Minutes	The board tracks its time spent during public authorized meetings			Other Topic Minutes
Vision and Goals	0		← Minutes setting student outcome goals			
		0	← Minutes setting constraints or theories of action			
Progress and Accountability	0		← Minutes receiving, discussing, and voting on Student Outcome Goal Monitoring Reports according to the board adopted Monitoring Calendar			
		17	← Minutes receiving, discussing, and voting on Constraint Monitoring Reports according to the board adopted Monitoring Calendar			
	0		← Minutes evaluating the superintendent on student outcome goals, GPMs, constraints, and CPMs			
		0	← Minutes performing board self-evaluations using the LSG Integrity Instrument			
Systems and Processes	Minutes discussing, debating, and voting on other agenda items (including consent agenda items) →					14
Advocacy and Engagement	0		← Minutes hosting two-way communication meetings on student outcome goals, constraints, theories of action and/or progress toward student outcome goals			
			← Minutes recognizing the accomplishments of students and staff regarding progress on student outcome goals			
Synergy and Teamwork	Minutes fulfilling statutorily required public hearings, forums, and comments Minutes fulfilling statutorily required or Lone Star Governance workshops Minutes in closed session as permitted by law					
Other	Any time spent on an activity that does not meet the conditions listed above →					
<b>TOTALS</b>	<b>0</b>	<b>17</b>	<b>31</b>			<b>14</b>
<p>Use For Student Outcome and Adult Behavior Minutes Percentage Calculation: <math>\frac{17}{31} \times 100 = 54.84</math> % Student Outcome and Adult Behavior Minutes</p> <p>Use For Student Outcome Minutes Percentage Calculation: <math>\frac{0}{31} \times 100 = 0.00</math> % Student Outcome Minutes</p>						

Trustees Present	Trustees Absent	% Attendance
7	0	100.00

Count of 'Other' Agenda Items
1

Goals Discussed	Goals on Target	% on Target
0	0	#DIV/0!

Consent Items	Consent Items Removed	% Remaining on Consent Agenda
2	0	100.00

GPMs Discussed	GPMs on Target	% on Target
0	0	#DIV/0!

**Henderson ISD  
Board Background**

**Subject: Consider and approve library book purchases and donations**

---

**Presented for: Action X**

**Report Only**

**Background Information:**

A list of library books has been submitted for approval for Henderson ISD. The list includes titles to be acquired either through district purchase or donation.

In compliance with Board Policy EFB (Local), all titles were made accessible to the public through the Henderson ISD website for the required 30-day review period.

**Recommendation:**

Approve the list of library books for purchase and donation as presented.

**Contact Person(s):**

Dea Henry

Donated/Purchased Books for Henderson Middle School:

1/5/26

The 7 Habits of Highly Effective Teens by Sean Covey

The 7 Habits of Highly Effective Teens Personal Workbook by Sean Covey

### An Easier Way to Quote

Save time, skip the email, and streamline your ordering process!



- When you're ready to order, **log into Titlewave** and select **Saved Quotes** from the **Your Account** menu.
- Open your quote and click **Complete Your Order** — just have your PO number or payment card handy.
- You'll receive an **email confirmation** that your quote has been submitted and we've received your order.



**Follett Content Solutions, LLC**  
1340 Ridgeway Drive  
McHenry, IL 60050

**Date:** 01/06/2026

**Quote Number:** 11889281

**Customer Number:** 4203524

**Prices Guaranteed Through:** 03/06/2026

### Send Payment to: Follett Content Solutions, LLC

PO Box 7410597  
Chicago, IL 60674-0597

**Phone:** 888.511.5114

**Email:** orders@follettcontent.com

### For: HENDERSON HIGH SCHOOL (#4203524)

#### Bill to Address

200 N HIGH ST  
ADMN BLDG  
HENDERSON, TX 75652

#### Ship to Address

1900 STATE HIGHWAY 64 W  
HENDERSON, TX 75652

**Created by:** Amanda Rushing

**Email:** arushing@hendersonisd.org

**List Number:** 278237509

**List Name:** Cart

The pricing in this quote is based on the information you provided and is guaranteed through 03/06/2026. Any changes to the quote, including but not limited to title selection, processing, shipping and handling fees, sales tax, or additional products and services, may result in adjusted costs.

For details on cataloging or processing options offered by Follett Content Solutions, LLC, call customer service at 888.511.5114.

### Order Summary

339 Items \$7,705.98

234 1st choice: \$5,296.71

5 Pre-orders: \$145.89

To help avoid delays, we'll ship what's immediately available and deliver the balance in a second shipment once pre-order titles become available.

Book Processing: \$162.72

**Subtotal:** \$7,868.70

Shipping: FREE

Free shipping and handling on books and audiovisual materials within the United States and its territories. Shipping and brokerage are free to Canada.

**Total:** \$7,868.70

**Authorized Amount (DNE):** \$5,000.00

### Books

170 items

Item	!	Price	Qty.	Total
<b>1,000 amazing record breakers</b> (DK 1,000 Amazing Facts) by Mills, Andrea (#2496RE4) Paperback — DK Publishing, 2024	—	\$14.99	1	\$14.99
<b>50 fat quarter makes : fifty sewing projects made using fat quarters</b> (#0978TU7) Paperback — David & Charles, 2015	1st	\$23.42	1	\$23.42
<b>ABDO Kids Jumbo: History Maker Biographies Set 1</b> [6-item set] (#A007885)				
<b>Jackie Robinson : baseball legend</b> (Abdo Kids Jumbo: History Maker Biographies) by Hansen, Grace (#0803RS1) Hardcover (library binding) — Abdo Kids, 2015	1st	\$24.00	1	\$24.00

Item	!	Price	Qty.	Total
<b>Jane Goodall : chimpanzee expert &amp; activist</b> (Abdo Kids Jumbo: History Maker Biographies) by Hansen, Grace (#0803SS9) Hardcover (library binding) — Abdo Kids, 2015	1st	\$24.00	1	\$24.00
<b>Malala Yousafzai : education activist</b> (Abdo Kids Jumbo: History Maker Biographies) by Hansen, Grace (#0803TS6) Hardcover (library binding) — Abdo Kids, 2015	1st	\$24.00	1	\$24.00
<b>Martin Luther King Jr. : civil rights leader</b> (Abdo Kids Jumbo: History Maker Biographies) by Hansen, Grace (#0803US3) Hardcover (library binding) — Abdo Kids, 2015	1st	\$24.00	1	\$24.00
<b>Pope Francis : religious leader</b> (Abdo Kids Jumbo: History Maker Biographies) by Hansen, Grace (#0803VS0) Hardcover (library binding) — Abdo Kids, 2015	1st	\$24.00	1	\$24.00
<b>Walt Disney : animator &amp; founder</b> (Abdo Kids Jumbo: History Maker Biographies) by Hansen, Grace (#0803WS8) Hardcover (library binding) — Abdo Kids, 2015	1st	\$24.00	1	\$24.00
<b>Abdo Kids Jumbo: History Maker Biographies Set 3</b> [6-item set] (#A28997X)				
<b>George Lucas : filmmaker &amp; creator of Star Wars</b> (Abdo Kids Jumbo: History Maker Biographies) by Hansen, Grace (#1022FL9) Hardcover (library binding) — Abdo Kids, 2018	1st	\$24.00	1	\$24.00
<b>Hillary Clinton : remarkable American politician</b> (Abdo Kids Jumbo: History Maker Biographies) by Kinney, Dan (#1022GL6) Hardcover (library binding) — Abdo Kids, 2018	1st	\$24.00	1	\$24.00
<b>Michelle Obama : former first lady &amp; role model</b> (Abdo Kids Jumbo: History Maker Biographies) by Hansen, Grace (#1022HL3) Hardcover (library binding) — Abdo Kids, 2018	1st	\$24.00	1	\$24.00
<b>Neil Armstrong : astronaut &amp; first human to walk on the Moon</b> (Abdo Kids Jumbo: History Maker Biographies) by Hansen, Grace (#1022JL8) Hardcover (library binding) — Abdo Kids, 2018	1st	\$24.00	1	\$24.00
<b>Queen Elizabeth II : the world's longest-reigning monarch</b> (Abdo Kids Jumbo: History Maker Biographies) by Hansen, Grace (#1022KL5) Hardcover (library binding) — Abdo Kids, 2018	1st	\$24.00	1	\$24.00
<b>Stan Lee : comic book writer &amp; creator of Spider-Man</b> (Abdo Kids Jumbo: History Maker Biographies) by Hansen, Grace (#1022LL2) Hardcover (library binding) — Abdo Kids, 2018	1st	\$24.00	1	\$24.00
<b>Abdo Kids Jumbo: History Maker Biographies Set 4</b> [6-item set] (#A424443)				
<b>Jim Henson : master Muppets puppeteer &amp; filmmaker</b> (Abdo Kids Jumbo: History Maker Biographies) by Hansen, Grace (#1571KY5) Hardcover (library binding) — Abdo Kids, a division of ABDO, 2020	1st	\$24.00	1	\$24.00
<b>Melania Trump : First Lady &amp; Be Best backer</b> (Abdo Kids Jumbo: History Maker Biographies) by Hansen, Grace (#1571MYX) Hardcover (library binding) — Abdo Kids, a division of ABDO, 2020	1st	\$24.00	1	\$24.00
<b>Oprah Winfrey : leader in media &amp; philanthropy</b> (Abdo Kids Jumbo: History Maker Biographies) by Hansen, Grace (#1571JY8) Hardcover (library binding) — Abdo Kids, a division of ABDO, 2020	1st	\$24.00	1	\$24.00
<b>Selena : celebrated Mexican-American entertainer</b> (Abdo Kids Jumbo: History Maker Biographies) by Hansen, Grace (#1571HY3) Hardcover (library binding) — Abdo Kids, a division of ABDO, 2020	1st	\$24.00	1	\$24.00

Item	!	Price	Qty.	Total
<b>Steve Jobs : computer pioneer &amp; co-founder of Apple</b> (Abdo Kids Jumbo: History Maker Biographies) by Hansen, Grace (#1571GY6) <b>Hardcover (library binding)</b> — Abdo Kids, 2020	1st	\$24.00	1	\$24.00
<b>Tiger Woods : golf great &amp; multi-major champion</b> (Abdo Kids Jumbo: History Maker Biographies) by Hansen, Grace (#1571LY2) <b>Hardcover (library binding)</b> — Abdo Kids, a division of ABDO, 2020	1st	\$24.00	1	\$24.00
<b>Absolutely normal chaos</b> by Creech, Sharon (#31886X4) <b>FollettBound Glued</b> — HarperTrophy, c1990 p1997	—	\$19.09	1	\$19.09
<b>AI and deception : plagiarism, deepfakes, and more</b> by Mooney, Carla (#2985QH2) <b>Hardcover (library binding)</b> — ReferencePoint Press, 2026	1st	\$34.05	1	\$34.05
<b>Albert Einstein : relativity rock star</b> (Gateway Biographies) by Doeden, Matt (#1292KZ7) <b>Paperback</b> — Lerner Publications, 2020	1st	\$11.99	1	\$11.99
<b>Amazing Leonardo da Vinci inventions you can build yourself : learn some hands-on history!</b> by Anderson, Maxine (#39410X0) <b>FollettBound Glued</b> — Nomad Press, 2006	—	\$26.15	1	\$26.15
<b>American table : the foods, people, and innovations that feed us</b> by Kingsley, Lisa (#1641VU0) <b>Hardcover</b> — Harvest, an imprint of HarperCollinsPublishers, 2023	—	\$40.00	1	\$40.00
<b>Anne Frank : out of the shadows</b> (Gateway Biographies) by Leigh, Anna (#1585UV4) <b>Paperback</b> — Lerner Publications, 2020	1st	\$11.99	1	\$11.99
<b>Anne Frank : the young writer who told the world her story</b> (National Geographic-World History Biographies) by Kramer, Ann (#09282E2) <b>FollettBound Glued</b> — National Geographic, c2007 p2009	1st	\$19.39	1	\$19.39
<b>ARTificial intelligence</b> by Biedrzycki, David (#2468VF8) <b>Hardcover</b> — Charlesbridge, 2024	—	\$18.99	1	\$18.99
<b>Artificial intelligence</b> (Blue Delta Nonfiction) by Schlesinger, Emily (#2809FD7) <b>FollettBound Glued</b> — Saddleback Educational Publishing, 2024	1st	\$23.12	1	\$23.12
<b>Author vs. illustrator</b> by Lemke, Donald B (#2752NE1) <b>Hardcover</b> — Capstone Editions, a Capstone imprint, 2024	—	\$18.99	1	\$18.99
<b>Baby-Sitters Club Book Series</b> [Graphic Novel] [19-item series] (#A239778) Contains items available for pre-order. Some items in this set are not yet available; we'll ship them to you upon release.				
<b>The Baby-sitters Club. 1, Kristy's great idea</b> (Baby-Sitters Club, Book 1) by Telgemeier, Raina (#2397LAX) <b>FollettBound Glued</b> — Graphix, an imprint of Scholastic, c2015 p2023	—	\$22.37	1	\$22.37
<b>The Baby-sitters Club. 10, Kristy and the snobs</b> (Baby-Sitters Club, Book 10) by Chau, Chan (#1617FR1) <b>FollettBound Glued</b> — Graphix, an imprint of Scholastic, 2021	—	\$22.37	1	\$22.37
<b>The Baby-sitters Club. 11, Good-bye Stacey, good-bye</b> (Baby-Sitters Club, Book 11) by Epstein, Gabriela (#1628ZU3) <b>FollettBound Glued</b> — Graphix, an imprint of Scholastic, 2022	—	\$22.37	1	\$22.37
<b>The Baby-sitters Club. 12, Jessi's secret language</b> (Baby-Sitters Club, Book 12) by Chau, Chan (#1824AXX) <b>FollettBound Glued</b> — Graphix, an imprint of Scholastic, 2022	—	\$22.37	1	\$22.37
<b>The Baby-sitters Club. 13, Mary Anne's bad luck mystery</b> (Baby-Sitters Club, Book 13) by Cheng, Cynthia Yuan (#2387TA2) <b>FollettBound Glued</b> — Graphix, an imprint of Scholastic, 2023	—	\$22.37	1	\$22.37
<b>The Baby-sitters Club. 14, Stacey's mistake</b> (Baby-Sitters Club, Book 14) by Crenshaw, Ellen T (#2283PCX) <b>FollettBound Glued</b> — Graphix, an imprint of Scholastic, 2023	—	\$22.37	1	\$22.37

Item	!	Price	Qty.	Total
<b>The Baby-sitters club. 15, Claudia and the bad joke</b> (Baby-Sitters Club, Book 15) by Nopra, Arley (#2870JC9) <b>FollettBound Glued</b> — Graphix, an imprint of Scholastic, 2024	—	\$22.37	1	\$22.37
<b>The Baby-sitters Club. 16, Kristy and the walking disaster</b> (Baby-Sitters Club, Book 16) by Crenshaw, Ellen T (#2013UF3) <b>FollettBound Glued</b> — Graphix, an imprint of Scholastic, 2024	—	\$22.37	1	\$22.37
<b>The Baby-sitters Club. 17, Mallory and the trouble with twins</b> (Baby-Sitters Club, Book 17) by Nopra, Arley (#2174EG9) <b>FollettBound Glued</b> — Graphix, an imprint of Scholastic, 2025	—	\$22.37	1	\$22.37
<b>The Baby-sitters Club. 18, Jessi Ramsey, pet-sitter</b> (Baby-Sitters Club, Book 18) by Crenshaw, Ellen T (#2397PH6) <b>FollettBound Glued</b> — Graphix, an imprint of Scholastic, 2025	—	\$22.37	1	\$22.37
<b>The Baby-sitters Club. 2, The truth about Stacey</b> (Baby-Sitters Club, Book 2) by Telgemeier, Raina (#2397MA7) <b>FollettBound Glued</b> — Graphix, an imprint of Scholastic, c2015 p2023	—	\$22.37	1	\$22.37
<b>The Baby-sitters Club. 3, Mary Anne saves the day</b> (Baby-Sitters Club, Book 3) by Telgemeier, Raina (#2397NA4) <b>FollettBound Glued</b> — Graphix, an imprint of Scholastic, c2015 p2023	—	\$22.37	1	\$22.37
<b>The Baby-sitters Club. 4, Claudia and mean Janine</b> (Baby-Sitters Club, Book 4) by Telgemeier, Raina (#2397PA9) <b>FollettBound Glued</b> — Graphix, an imprint of Scholastic, c2016 p2023	—	\$22.37	1	\$22.37
<b>The Baby-sitters Club. 5, Dawn and the impossible three</b> (Baby-Sitters Club, Book 5) by Galligan, Gale (#2397QA6) <b>FollettBound Glued</b> — Graphix, an imprint of Scholastic Inc., c2017 p2023	—	\$22.37	1	\$22.37
<b>The Baby-sitters Club. 6, Kristy's big day</b> (Baby-Sitters Club, Book 6) by Galligan, Gale (#2397RA3) <b>FollettBound Glued</b> — Graphix, an imprint of Scholastic Inc., c2018 p2023	—	\$22.37	1	\$22.37
<b>The Baby-sitters Club. 7, Boy-crazy Stacey</b> (Baby-Sitters Club, Book 7) by Galligan, Gale (#2397SA0) <b>FollettBound Glued</b> — Graphix, an imprint of Scholastic Inc., c2019 p2023	—	\$22.37	1	\$22.37
<b>The Baby-sitters Club. 8, Logan likes Mary Anne!</b> (Baby-Sitters Club, Book 8) by Galligan, Gale (#1714DNX) <b>FollettBound Glued</b> — Graphix, an imprint of Scholastic, 2020	—	\$22.37	1	\$22.37
<b>The Baby-sitters Club. 9, Claudia and the new girl</b> (Baby-Sitters Club, Book 9) by Epstein, Gabriela (#1912ZC6) <b>FollettBound Glued</b> — Graphix, an imprint of Scholastic, 2021	—	\$22.37	1	\$22.37
<b>Dawn on the Coast</b> (Baby-Sitters Club, Book 19) by Nopra, Arley (#2814BH4) <b>FollettBound Glued</b> — Graphix, 2026 Available for pre-order. This item is scheduled for release on <b>April 21, 2026</b> .	—	\$24.19	1	\$24.19
<b>Barbie : from doll to cultural icon</b> (Gateway Biographies) by Sonneborn, Liz (#2707YF4) <b>Paperback</b> — Lerner Publications, 2025	1st	\$11.99	1	\$11.99
<b>Bark twice for murder</b> (Orca Currents) by Lekich, John (#2759TH4) <b>Paperback</b> — Orca Book Publishers, 2025	1st	\$10.95	1	\$10.95
<b>Because of Winn-Dixie</b> [large print] by DiCamillo, Kate (#1332DU7) <b>Hardcover (library binding)</b> — Thorndike Press, a part of Gale, a Cengage company, c2000 p2018	—	\$24.99	1	\$24.99
<b>Below the surface</b> (Orca Currents) by Finley, Allison (#2871WB1) <b>Paperback</b> — Orca Book Publishers, 2023	1st	\$10.95	1	\$10.95
<b>The BFG</b> by Dahl, Roald (#02314U7) <b>FollettBound Glued</b> — Puffin Books, c1982 p2007	—	\$18.24	1	\$18.24

Item	!	Price	Qty.	Total
<b>Bite by bite : American history through feasts, foods, and side dishes</b> by Aronson, Marc (#2220EE4) Hardcover — Atheneum Books for Young Readers, 2024	1st	\$17.99	1	\$17.99
<b>The boy on the porch</b> by Creech, Sharon (#1568DB5) FollettBound Glued — Joanna Cotler Books, an imprint of HarperCollins Publishers, c2013 p2014	—	\$19.09	1	\$19.09
<b>Bugged : how insects changed history</b> by Albee, Sarah (#0784YP3) FollettBound Glued — Walker Books for Young Readers, an imprint of Bloomsbury, 2014	1st	\$27.45	1	\$27.45
<b>Bunnica : a rabbit-tale of mystery (Bunnica, Book 1)</b> by Howe, Deborah (#39599V6) FollettBound Glued — Aladdin Paperbacks, c1979 p2006	—	\$18.24	1	\$18.24
<b>Careers with Earning Potential Book Set [20-item set] (#A400331)</b> Incomplete set. Some items in this set are missing or unavailable.				
<b>Construction (Careers with Earning Potential)</b> by Morkes, Andrew (#2905BF3) Hardcover (library binding) — Mason Crest, 2025	1st	\$27.95	1	\$27.95
<b>Entrepreneurs (Careers with Earning Potential)</b> by Morkes, Andrew (#2905GFX) Hardcover (library binding) — Mason Crest, 2025	1st	\$27.95	1	\$27.95
<b>Healthcare (Careers with Earning Potential)</b> by Morkes, Andrew (#2908LF5) Hardcover (library binding) — Mason Crest, 2025	1st	\$27.95	1	\$27.95
<b>Hospitality managers (Careers with Earning Potential)</b> by Morkes, Andrew (#2908MF2) Hardcover (library binding) — Mason Crest, 2025	1st	\$27.95	1	\$27.95
<b>Podcasters (Careers with Earning Potential)</b> by Morkes, Andrew (#2908NFX) Hardcover (library binding) — Mason Crest, 2025	1st	\$27.95	1	\$27.95
<b>Real estate brokers and sales agents (Careers with Earning Potential)</b> by Morkes, Andrew (#2908PF4) Hardcover (library binding) — Mason Crest, 2025	1st	\$27.95	1	\$27.95
<b>The cay</b> by Taylor, Theodore (#30604V7) FollettBound Glued — Dell Yearling, c1969 p2002	—	\$17.39	1	\$17.39
<b>Charlotte's web</b> by White, E. B. (#35221V9) FollettBound Glued — Harper, c1952 p2012	—	\$19.94	1	\$19.94
<b>Cheat (Orca Currents)</b> by Butcher, Kristin (#1927WP8) Paperback — Orca Book Publishers, 2021	1st	\$10.95	1	\$10.95
<b>Cheat code (Orca Anchor)</b> by McIsaac, M. J. (#2043EG1) Paperback — Orca Book Publishers, 2025	1st	\$10.95	1	\$10.95
<b>Coding projects in Python : a step-by-step visual guide to creating your own Python projects.</b> (#1289YH0) FollettBound Glued — DK Publishing, 2017	1st	\$33.87	1	\$33.87
<b>Corpses, coffins, and crypts : a history of burial</b> by Colman, Penny (#0552MU9) Paperback — Square Fish, Henry Holt and Company, 2015	1st	\$17.99	1	\$17.99
<b>The COVID-19 pandemic : a coronavirus timeline (Gateway Biographies)</b> by Doeden, Matt (#1973FZ8) Paperback — Lerner Publications, 2021	1st	\$11.99	1	\$11.99
<b>Cristiano Ronaldo : soccer's greatest scorer (Gateway Biographies)</b> by Holleran, Leslie (#2562BG7) Paperback — Lerner Publications, 2025	1st	\$11.99	1	\$11.99
<b>Dead ends! : flukes, flops &amp; failures that sparked medical marvels</b> by Fitzharris, Lindsey (#2682WH3) Hardcover — Bloomsbury Children's Books, 2025	—	\$19.99	1	\$19.99
<b>Diccionario espanol-ingles Merriam-Webster.</b> (#1849HV7) FollettBound Glued — Merriam-Webster, Incorporated, 2021 Language: Spanish	1st	\$20.61	1	\$20.61

Item	!	Price	Qty.	Total
<b>Diccionario Merriam-Webster de sinonimos y antonimos en ingles.</b> (#22014S1) Paperback — Merriam-Webster, 2006	1st	\$5.90	1	\$5.90
<b>Don't trust fish</b> by Sharpson, Neil (#2425KG5) Hardcover — Dial Books for Young Readers, 2025	—	\$18.99	1	\$18.99
<b>Donald Trump : unprecedented politician</b> (Gateway Biographies) by Leed, Percy (#2777RGX) Paperback — Lerner Publications, 2025	1st	\$11.99	1	\$11.99
<b>Dream Cars Book Set</b> [14-item set] (#A665556) Incomplete set. Some items in this set are missing or unavailable.				
<b>Alfa Romeo : a legacy from Milan</b> (Dream Cars) by Lawson, Carlie (#2866QC2) Hardcover (library binding) — Mason Crest, 2024	—	\$27.95	1	\$27.95
<b>Bentley : the best in its class</b> (Dream Cars) by Lawson, Carlie (#2866RCX) Hardcover (library binding) — Mason Crest, 2024	—	\$27.95	1	\$27.95
<b>BMW : performance and precision</b> (Dream Cars) by Newson, Anne (#2908VF8) Hardcover (library binding) — Mason Crest, 2025	—	\$28.95	1	\$28.95
<b>Corvette : the classic American sports car</b> (Dream Cars) by Newson, Anne (#2908WF5) Hardcover (library binding) — Mason Crest, 2025	—	\$28.95	1	\$28.95
<b>Ferrari : pure passion and power</b> (Dream Cars) by Newson, Anne (#2908YFX) Hardcover (library binding) — Mason Crest, 2025	—	\$28.95	1	\$28.95
<b>Jaguar : a tradition of luxury and style</b> (Dream Cars) by Newson, Anne (#2908ZF7) Hardcover (library binding) — Mason Crest, 2025	—	\$28.95	1	\$28.95
<b>Lamborghini : a fusion of technology and power</b> (Dream Cars) by Newson, Anne (#2909AF1) Hardcover (library binding) — Mason Crest, 2025	—	\$28.95	1	\$28.95
<b>Maserati : Italian style and performance</b> (Dream Cars) by Lawson, Carlie (#2866SC7) Hardcover (library binding) — Mason Crest, 2024	—	\$27.95	1	\$27.95
<b>Mercedes-Benz : German engineering excellence</b> (Dream Cars) by Newson, Anne (#2909BF9) Hardcover (library binding) — Mason Crest, 2025	—	\$28.95	1	\$28.95
<b>Mustang : the American muscle car</b> (Dream Cars) by Newson, Anne (#2909CF6) Hardcover (library binding) — Mason Crest, 2025	—	\$28.95	1	\$28.95
<b>Porsche : the ultimate speed machine</b> (Dream Cars) by Newson, Anne (#2866TC4) Hardcover (library binding) — Mason Crest, 2024	—	\$27.95	1	\$27.95
<b>Range rover : the ultimate in luxury</b> (Dream Cars) by Lawson, Carlie (#2866UC1) Hardcover (library binding) — Mason Crest, 2024	—	\$27.95	1	\$27.95
<b>Rolls-Royce : innovation and aspiration</b> (Dream Cars) by Lawson, Carlie (#2866VC9) Hardcover (library binding) — Mason Crest, 2024	—	\$27.95	1	\$27.95
<b>Entrepreneurs</b> (Careers with Earning Potential) by Morkes, Andrew (#2905GFX) Hardcover (library binding) — Mason Crest, 2025	1st	\$27.95	1	\$27.95
<b>Everyone Can Be a Reader: War Birds Cycle Book Series</b> [High-Low] [3-item series] (#A773294)				
<b>Firebird</b> (Everyone Can Be a Reader: War Birds Cycle, Book 3) by Wein, Elizabeth (#2465RH6) Paperback — Union Square & Co., 2025	1st	\$9.99	1	\$9.99
<b>The last hawk</b> (Everyone Can Be a Reader: War Birds Cycle, Book 2) by Wein, Elizabeth (#2465QH9) Paperback — Union Square & Co., 2025	1st	\$9.99	1	\$9.99
<b>White Eagles</b> (Everyone Can Be a Reader: War Birds Cycle, Book 1) by Wein, Elizabeth (#2343HH5) Paperback — Union Square & Co., 2025	1st	\$9.99	1	\$9.99

Item	!	Price	Qty.	Total
<b>Evidence! : how Dr. John Snow solved the mystery of cholera</b> by Hopkinson, Deborah (#2260WE7) <b>Hardcover</b> — Alfred A. Knopf, 2024	—	\$19.99	1	\$19.99
<b>Faye and the dangerous journey : an Ojibwe Removal survival story</b> (Girls Survive) by Sigafus, Kim (#2019BG1) <b>Paperback</b> — Stone Arch Books, a Capstone imprint, 2025	—	\$9.99	1	\$9.99
<b>Flora &amp; Ulysses : the illuminated adventures</b> by DiCamillo, Kate (#1573ME9) <b>FollettBound Glued</b> — Candlewick Press, c2013 p2016	—	\$18.24	1	\$18.24
<b>Florence Nightingale : the courageous life of the legendary nurse</b> by Reef, Catherine (#1093KC6) <b>Hardcover</b> — Clarion Books, Houghton Mifflin Harcourt, 2017	1st	\$19.99	1	\$19.99
<b>Fly girls : how five daring women defied all odds and made aviation history</b> by O'Brien, Keith (#1158SZ7) <b>FollettBound Glued</b> — Houghton Mifflin Harcourt, c2019 p2018	1st	\$19.09	1	\$19.09
<b>Future tense : how we made Artificial Intelligence--and how it will change everything</b> by Brockenbrough, Martha (#2818ED9) <b>Hardcover</b> — Feiwel and Friends, 2024	1st	\$22.99	1	\$22.99
<b>The Gallaudet dictionary of American Sign Language</b> (#1968AYX) <b>Paperback</b> — Gallaudet University Press, 2005	—	\$39.95	1	\$39.95
<b>Gardening with less water : low-tech, low-cost techniques, use up to 90% less water in your garden</b> by Bainbridge, David A (#0680MW3) <b>Paperback</b> — Storey Publishing, 2015	1st	\$14.99	1	\$14.99
<b>Genius At Work! Great Inventor Biographies</b> Book Set [12-item set] (#A210605) Incomplete set. Some items in this set are missing or unavailable.				
<b>The cornflake king : W.K. Kellogg and his amazing cereal</b> (Genius At Work! Great Inventor Biographies) by Wyckoff, Edwin Brit (#08199X5) <b>Hardcover (library binding)</b> — Enslow Elementary, 2011	1st	\$20.00	1	\$20.00
<b>Electric guitar man : the genius of Les Paul</b> (Genius At Work! Great Inventor Biographies) by Wyckoff, Edwin Brit (#22356U4) <b>Hardcover (library binding)</b> — Enslow Elementary, 2008	1st	\$20.00	1	\$20.00
<b>The guy who invented home video games : Ralph Baer and his awesome invention</b> (Genius At Work! Great Inventor Biographies) by Wyckoff, Edwin Brit (#0029RB5) <b>Hardcover (library binding)</b> — Enslow Elementary, 2011	1st	\$20.00	1	\$20.00
<b>Hair-care millionaire : Madam C.J. Walker and her amazing business</b> (Genius At Work! Great Inventor Biographies) by Wyckoff, Edwin Brit (#0029PB0) <b>Hardcover (library binding)</b> — Enslow Elementary, 2011	1st	\$24.50	1	\$24.50
<b>Helicopter man : Igor Sikorsky and his amazing invention</b> (Genius At Work! Great Inventor Biographies) by Wyckoff, Edwin Brit (#08196X3) <b>Hardcover (library binding)</b> — Enslow Elementary, an imprint of Enslow Publishers, Inc., 2011	1st	\$24.50	1	\$24.50
<b>Laser man : Theodore H. Maiman and his brilliant invention</b> (Genius At Work! Great Inventor Biographies) by Wyckoff, Edwin Brit (#23551T5) <b>Hardcover (library binding)</b> — Enslow Elementary, 2008	1st	\$19.25	1	\$19.25
<b>The man who invented basketball : James Naismith and his amazing game</b> (Genius At Work! Great Inventor Biographies) by Wyckoff, Edwin Brit (#28063T1) <b>Hardcover (library binding)</b> — Enslow Elementary, 2008	1st	\$20.00	1	\$20.00
<b>Sign language man : Gallaudet and his incredible work</b> (Genius At Work! Great Inventor Biographies) by Wyckoff, Edwin Brit (#0029QB8) <b>Hardcover (library binding)</b> — Enslow Elementary, 2011	1st	\$24.50	1	\$24.50
<b>Stopping bullets with a thread : Stephanie Kwolek and her incredible invention</b> (Genius At Work! Great Inventor Biographies) by Wyckoff, Edwin Brit (#21788U5) <b>Hardcover (library binding)</b> — Enslow Elementary, 2008	1st	\$20.00	1	\$20.00

Item	!	Price	Qty.	Total
<b>George Washington, spymaster : how the Americans outspied the British and won the Revolutionary War</b> by Allen, Thomas B (#38751V9) FollettBound Glued — National Geographic, 2004	1st	\$19.95	1	\$19.95
<b>Ghost queen</b> (Orca Anchor) by Narsimhan, Mahtab (#2042YG0) Paperback — Orca Book Publishers, 2025	1st	\$10.95	1	\$10.95
<b>The girl in the walls</b> by Kuyatt, Meg Eden (#2129HG5) Hardcover — Scholastic Press, 2025	—	\$18.99	1	\$18.99
<b>The great unexpected</b> by Creech, Sharon (#0823FL8) FollettBound Glued — Joanna Cotler Books, c2012 p2013	—	\$19.94	1	\$19.94
<b>Half yard gifts : easy sewing projects using left-over pieces of fabric</b> by Shore, Debbie (#0551LY8) Paperback — Search Press, 2016	1st	\$19.95	1	\$19.95
<b>Half yard heaven : easy sewing projects using left-over pieces of fabric</b> by Shore, Debbie (#2920EF4) Paperback — Search Press, 2024	1st	\$19.95	1	\$19.95
<b>Hate that cat</b> by Creech, Sharon (#29841B5) FollettBound Glued — Joanna Cotler Books/Harper, an imprint of HarperCollinsPublishers, c2008 p2010	1st	\$19.09	1	\$19.09
<b>Herb gardening for beginners : a simple guide to growing &amp; using culinary and medicinal herbs at home</b> (Gardening for Beginners) by Thoma, Marc (#2999GCX) Paperback — Rockridge Press, 2021	1st	\$12.99	1	\$12.99
<b>Heroes of Black history : biographies of four great Americans</b> (#1201BH9) Hardcover — Liberty Street, an imprint of Time Inc. Books, 2017	1st	\$19.60	1	\$19.60
<b>The history book</b> (DK Our World in Pictures) by Ahmed, Sufiya (#2492NB5) Hardcover — DK Publishing, 2023	—	\$24.99	1	\$24.99
<b>History of Games Book Set</b> [6-item set] (#A744553)				
<b>Arcade games</b> (History of Games) by Abdo, Kenny (#2158HG5) Hardcover (library binding) — Fly!, an imprint of Abdo Zoom, 2025	1st	\$24.00	1	\$24.00
<b>Console games</b> (History of Games) by Abdo, Kenny (#2158JGX) Hardcover (library binding) — Fly!, an imprint of Abdo Zoom, 2025	1st	\$24.00	1	\$24.00
<b>Handheld games</b> (History of Games) by Abdo, Kenny (#2158KG7) Hardcover (library binding) — Fly!, an imprint of Abdo Zoom, 2025	1st	\$24.00	1	\$24.00
<b>Lawn games</b> (History of Games) by Abdo, Kenny (#2158LG4) Hardcover (library binding) — Fly!, an imprint of Abdo Zoom, 2025	1st	\$24.00	1	\$24.00
<b>Online games</b> (History of Games) by Abdo, Kenny (#2158MG1) Hardcover (library binding) — Fly!, an imprint of Abdo Zoom, 2025	1st	\$24.00	1	\$24.00
<b>Tabletop games</b> (History of Games) by Abdo, Kenny (#2158NG9) Hardcover (library binding) — Fly!, an imprint of Abdo Zoom, 2025	1st	\$24.00	1	\$24.00
<b>History's Famous Feuds Book Set</b> [6-item set] (#A649836)				
<b>Adolf Hitler and Winston Churchill : rivals of World War II</b> (History's Famous Feuds) by Lowe, Lindsey (#2081VC1) Paperback — Enslow Publishing, c2023 p2024	1st	\$12.70	1	\$12.70
<b>Al Capone and Eliot Ness : rivals during Prohibition</b> (History's Famous Feuds) by Lowe, Lindsey (#2081WC9) Paperback — Enslow Publishing, c2023 p2024	1st	\$12.70	1	\$12.70
<b>Alexander Hamilton and Aaron Burr : rivals of the American Revolution</b> (History's Famous Feuds) by Lowe, Lindsey (#2081YC3) Paperback — Enslow Publishing, c2023 p2024	1st	\$12.70	1	\$12.70

Item	!	Price	Qty.	Total
<b>The Founding Fathers and King George III : rivals of Colonial America</b> (History's Famous Feuds) by Lowe, Lindsey (#2081ZC0) <b>Paperback</b> — Enslow Publishing, c2023 p2024	1st	\$12.70	1	\$12.70
<b>Thomas Jefferson and John Adams : rivals in the new nation</b> (History's Famous Feuds) by Lowe, Lindsey (#2082AC5) <b>Paperback</b> — Enslow Publishing, c2023 p2024	1st	\$12.70	1	\$12.70
<b>Ulysses S. Grant and Robert E. Lee : rivals of the Civil War</b> (History's Famous Feuds) by Lowe, Lindsey (#2082BC2) <b>Paperback</b> — Enslow Publishing, c2023 p2024	1st	\$12.70	1	\$12.70
<b>Homesteading for Beginners All the Tools You Need to Thrive Long Term</b> (Gardening for Beginners) by Lombardo, Lisa (#2926MJ3) <b>Paperback</b> — Callisto, 2026 <b>Available for pre-order.</b> This item is scheduled for release on <b>February 10, 2026.</b>	1st	\$16.99	1	\$16.99
<b>The house of the scorpion</b> (House of the Scorpion, Book 1) by Farmer, Nancy (#15489N3) <b>Hardcover</b> — Atheneum Books for Young Readers, 2002	—	\$21.99	1	\$21.99
<b>How food works.</b> (How Things Work (DK)) (#1266CG2) <b>Hardcover</b> — DK Publishing, 2017	1st	\$27.99	1	\$27.99
<b>How science works : the facts visually explained</b> (How Things Work (DK)) (#2895BH4) <b>Hardcover</b> — DK Publishing, 2025	1st	\$27.99	1	\$27.99
<b>How technology works</b> (How Things Work (DK)) (#1275BT0) <b>Hardcover</b> — DK/Penguin Random House, 2019	1st	\$27.99	1	\$27.99
<b>How the body works : the facts simply explained.</b> (How Things Work (DK)) (#1348YAX) <b>Hardcover</b> — DK Publishing, 2016	1st	\$27.99	1	\$27.99
<b>How to eat fried worms</b> by Rockwell, Thomas (#1169VV8) <b>FollettBound Glued</b> — Scholastic, Inc., c1973 p2019	—	\$16.94	1	\$16.94
<b>Human body</b> (DK Eyewitness) by Walker, Richard (#2193LC1) <b>Paperback</b> — DK, Dorling Kindersley Limited, 2023	1st	\$9.99	1	\$9.99
<b>Indigenous Peoples of North America (World Book) Book Set</b> [8-item set] (#A776234) <b>Contains items available for pre-order.</b> Some items in this set are not yet available; we'll ship them to you upon release. <b>Incomplete set.</b> Some items in this set are missing or unavailable.				
<b>Indigenous peoples of the Great Basin and Plateau</b> (Indigenous Peoples of North America (World Book)) (#2499ZH6) <b>FollettBound Glued</b> — World Book, 2025	—	\$39.86	1	\$39.86
<b>Indigenous peoples of the Northeast</b> (Indigenous Peoples of North America (World Book)) (#2499TH2) <b>FollettBound Glued</b> — World Book, 2025	—	\$39.86	1	\$39.86
<b>Indigenous peoples of the Pacific Coast</b> (Indigenous Peoples of North America (World Book)) (#2500AH2) <b>FollettBound Glued</b> — World Book, 2025 <b>Publisher temporarily out of stock.</b> This item is scheduled to be available on <b>January 1, 2026.</b>	—	\$39.86	1	\$39.86
<b>Indigenous peoples of the Southeast</b> (Indigenous Peoples of North America (World Book)) (#2499UHX) <b>FollettBound Glued</b> — World Book, 2025 <b>Publisher temporarily out of stock.</b> This item is scheduled to be available on <b>January 1, 2026.</b>	—	\$39.86	1	\$39.86
<b>Indigenous peoples of the Southwest</b> (Indigenous Peoples of North America (World Book)) (#2499WH4) <b>FollettBound Glued</b> — World Book, 2025	—	\$39.86	1	\$39.86
<b>Insect</b> (DK Eyewitness) by Mound, L. A (#2497TB0) <b>FollettBound Glued</b> — DK Publishing, 2023	—	\$19.09	1	\$19.09

Item	!	Price	Qty.	Total
<b>J.D. Vance : from rural America to the White House</b> (Gateway Biographies) by Doeden, Matt (#2779JG4) Paperback — Lerner Publications, 2025	1st	\$11.99	1	\$11.99
<b>James and the giant peach</b> by Dahl, Roald (#27627U1) FollettBound Glued — Puffin Books, c1961 p2007	—	\$18.24	1	\$18.24
<b>Jelly roll</b> (Orca Currents) by Joyce, Mere (#1890YB7) Paperback — Orca Book Publishers, 2020	1st	\$10.95	1	\$10.95
<b>Laughing at my nightmare</b> by Burcaw, Shane (#1526HBX) FollettBound Glued — Square Fish/Roaring Brook Press, c2014 p2016	1st	\$24.13	1	\$24.13
<b>Lego timelines : a visual journey through ten decades of Lego history</b> by Hugo, Simon (#2602FFX) Hardcover — DK Publishing, a division of Penguin Random House LLC, 2024	1st	\$35.00	1	\$35.00
<b>The library of curiosities</b> by Lundquist, Jenny (#2027ZH7) FollettBound Glued — Holiday House, 2025	—	\$18.24	1	\$18.24
<b>Lionel Messi : soccer's golden striker</b> (Gateway Biographies) by Holleran, Leslie (#2708BF3) Paperback — Lerner Publications, 2025	1st	\$11.99	1	\$11.99
<b>Locked in</b> (Horizon) by Gomez, Halli (#2510GF5) Paperback — Jolly Fish Press, 2025	—	\$9.99	1	\$9.99
<b>Lost</b> (Orca Currents) by Wilson, John (#1711LV4) Paperback — Orca Book Publishers, 2022	1st	\$10.95	1	\$10.95
<b>Love that dog</b> by Creech, Sharon (#38142V7) FollettBound Glued — HarperTrophy, c2001 p2003	1st	\$19.09	1	\$19.09
<b>Madam C.J. Walker : self-made millionaire</b> (Gateway Biographies) by Nnachi, Ngeri (#2031EB2) Paperback — Lerner Publications, 2023	—	\$11.99	1	\$11.99
<b>The magician's elephant</b> by DiCamillo, Kate (#1566LF3) FollettBound Glued — Candlewick Press, c2009 p2015	—	\$18.24	1	\$18.24
<b>Makerspace Careers Book Set [7-item set]</b> (#A382120)				
<b>Careers in design and prototyping</b> (Makerspace Careers) by Mooney, Carla (#1327QV6) Hardcover (library binding) — Rosen YA, 2020	1st	\$32.65	1	\$32.65
<b>Careers in electronics</b> (Makerspace Careers) by Hamilton, Tracy Brown (#1327RV3) Hardcover (library binding) — Rosen YA, 2020	1st	\$32.65	1	\$32.65
<b>Careers in interactive media</b> (Makerspace Careers) by Harvey, Janet (#1327SV0) Hardcover (library binding) — Rosen YA, 2020	1st	\$32.65	1	\$32.65
<b>Careers in machine maintenance</b> (Makerspace Careers) by Rauf, Don (#1327TV8) Hardcover (library binding) — Rosen YA, 2020	1st	\$32.65	1	\$32.65
<b>Careers in manufacturing</b> (Makerspace Careers) by Shaw, Jessica (#1327UV5) Hardcover (library binding) — Rosen YA, 2020	1st	\$32.65	1	\$32.65
<b>Careers in robotics</b> (Makerspace Careers) by Hand, Carol (#1327VV2) Hardcover (library binding) — Rosen YA, 2020	1st	\$28.15	1	\$28.15
<b>Careers in welding</b> (Makerspace Careers) by Kamberg, Mary-Lane (#1327VWX) Hardcover (library binding) — Rosen YA, 2020	1st	\$32.65	1	\$32.65
<b>Matilda</b> by Dahl, Roald (#27427U0) FollettBound Glued — Puffin Books, c1988 p2007	—	\$18.24	1	\$18.24
<b>Max, a little axolotl : an original graphic novel</b> (Max, a Little Axolotl, Book 1) by Spiotto, Joey (#2455DH9) FollettBound Glued — Graphix, an imprint of Scholastic, 2025	—	\$22.37	1	\$22.37

Item	!	Price	Qty.	Total
<b>The Merriam-Webster dictionary.</b> (#1893QX8) FollettBound Glued — Merriam-Webster, Incorporated, 2022	1st	\$19.41	25	\$485.25
<b>The Merriam-Webster dictionary of synonyms and antonyms.</b> (#39600D1) Paperback (mass market) — Merriam-Webster, 1992	1st	\$6.99	1	\$6.99
<b>Merriam-Webster's Arabic-English dictionary.</b> (#2482JF3) Paperback (mass market) — Merriam-Webster, Incorporated, 2025 Language: Arabic	1st	\$7.24	1	\$7.24
<b>Merriam-Webster's Chinese-English dictionary.</b> (#2482LF8) Paperback (mass market) — Merriam-Webster Incorporated, 2025 Language: Chinese	1st	\$7.24	1	\$7.24
<b>Merriam-Webster's dictionary of law.</b> (#1492VBX) Paperback — Merriam-Webster, Incorporated, 2016	1st	\$15.31	1	\$15.31
<b>Merriam-Webster's German-English dictionary.</b> (#2482NF2) Paperback (mass market) — Merriam-Webster, Incorporated, 2025 Language: German	1st	\$7.24	1	\$7.24
<b>Merriam-Webster's Japanese-English dictionary.</b> (#2482GF1) Paperback (mass market) — Merriam-Webster Incorporated, 2025 Language: Japanese	1st	\$7.24	1	\$7.24
<b>Merriam-Webster's medical desk dictionary.</b> (#11174R9) Paperback — Merriam-Webster, 2005	1st	\$24.95	1	\$24.95
<b>Merriam-Webster's pocket French-English dictionary.</b> (#0142WU8) Paperback — Merriam-Webster, 2004 Language: French	1st	\$5.41	1	\$5.41
<b>Merriam-Webster's rhyming dictionary.</b> (#09194T0) Paperback (mass market) — Merriam-Webster, 2006	1st	\$5.99	1	\$5.99
<b>Merriam-Webster's Spanish-English dictionary.</b> (#1424DF6) Paperback (mass market) — Merriam-Webster Incorporated, 2016 Language: Spanish	1st	\$6.99	1	\$6.99
<b>Merriam-Webster's Spanish-English dictionary = Diccionario espanol-ingles.</b> (#1849MV3) FollettBound Glued — Merriam-Webster, Incorporated, 2021 Language: Spanish	1st	\$19.83	1	\$19.83
<b>Merriam-Webster's Spanish-English medical dictionary dictionary = Diccionario medico espanol-ingles Merriam-Webster</b> (#0205NZ5) Paperback (mass market) — Merriam-Webster, 2012 Language: Spanish	1st	\$8.95	1	\$8.95
<b>Merriam-Webster's Spanish-English visual dictionary</b> (#1229PDX) FollettBound Glued — Merriam- Webster Incorporated, 2011 Language: Spanish	1st	\$44.66	10	\$446.60
<b>Merriam Webster's visual dictionary</b> (#0572CF4) Hardcover — Merriam-Webster, 2012	1st	\$40.51	10	\$405.10
<b>Merriam-Webster's word-for-word Spanish-English dictionary.</b> (#1849NV0) FollettBound Glued — Merriam-Webster, Incorporated, 2021 Language: Spanish	1st	\$20.61	1	\$20.61
<b>Micro food gardening : project plans and plants for growing fruits and veggies in tiny spaces</b> by McGuinness, Jen (#1994RT3) Paperback — Cool Spring Press, 2021	1st	\$26.99	1	\$26.99

Item	!	Price	Qty.	Total
<b>The mini farming guide to vegetable gardening : self-sufficiency from asparagus to zucchini</b> by Markham, Brett L (#0196ZY5) <b>Paperback</b> — Skyhorse Pub., 2012	1st	\$14.95	1	\$14.95
<b>The miraculous journey of Edward Tulane</b> by DiCamillo, Kate (#23660R3) <b>Hardcover</b> — Candlewick Press, 2006	—	\$19.99	1	\$19.99
<b>Moo</b> by Creech, Sharon (#1349EJ4) <b>FollettBound Glued</b> — Joanna Cotler Books, an imprint of HarperCollins Publishers, c2016 p2017	1st	\$19.09	1	\$19.09
<b>Muscle : the gripping story of strength and movement</b> by Meals, Roy A (#2612QB2) <b>Hardcover</b> — W.W. Norton & Company, 2023	—	\$28.95	1	\$28.95
<b>My side of the mountain</b> by George, Jean Craighead (#36180W7) <b>FollettBound Glued</b> — Puffin, c1959 p2001	—	\$18.24	1	\$18.24
<b>Natalie Babbitt's Tuck everlasting : the graphic novel</b> by Woodman-Maynard, K (#2963JGX) <b>FollettBound Glued</b> — Farrar Straus Giroux, 2025	—	\$23.90	1	\$23.90
<b>National parks (DK Eyewitness)</b> by Mills, Andrea (#2497RB6) <b>FollettBound Sewn</b> — DK/Penguin Random House, 2023	—	\$19.09	1	\$19.09
<b>The Nazi conspiracy : the secret plot to kill Roosevelt, Stalin, and Churchill</b> by Meltzer, Brad (#2392EH4) <b>Hardcover</b> — Scholastic Focus, 2025	—	\$19.99	1	\$19.99
<b>NIV Bible for teen girls : growing in faith. hope. love.</b> (#1209VY4) <b>Hardcover</b> — Zondervan, 2015	1st	\$39.99	1	\$39.99
<b>No summit out of sight : the true story of the youngest person to climb the seven summits</b> by Romero, Jordan (#0757QY1) <b>Paperback</b> — Simon & Schuster BFYR, 2015	1st	\$14.99	1	\$14.99
<b>Norendy Tales Book Series [3-item series] (#A654171)</b>				
<b>The Hotel Balzaar</b> (Norendy Tales, Book 2) by DiCamillo, Kate (#2947KE5) <b>Hardcover</b> — Candlewick Press, 2024	—	\$17.99	1	\$17.99
<b>Lost Evangeline</b> (Norendy Tales, Book 3) by DiCamillo, Kate (#2470KH9) <b>Hardcover</b> — Candlewick Press, 2025	—	\$17.99	1	\$17.99
<b>The puppets of Spelhorst</b> (Norendy Tales, Book 1) by DiCamillo, Kate (#2868CB5) <b>Hardcover</b> — Candlewick Press, 2023	—	\$17.99	1	\$17.99
<b>Old Yeller</b> by Gipson, Fred (#35604VX) <b>FollettBound Glued</b> — HarperTrophy, c1956 p2004	—	\$19.09	1	\$19.09
<b>One big open sky</b> by Cline-Ransome, Lesa (#2027CHX) <b>FollettBound Glued</b> — Holiday House, 2025	—	\$18.24	1	\$18.24
<b>One day : a true story of survival in the Holocaust</b> by Rosen, Michael (#2370QGX) <b>Hardcover</b> — Candlewick Studio, an imprint of Candlewick Press, 2025	—	\$18.99	1	\$18.99
<b>Our World in Pictures Bugs, Butterflies, Beetles and Bees</b> (DK Our World in Pictures) (#2072HJ8) <b>Hardcover</b> — DK Children, 2026 Available for pre-order. This item is scheduled for release on <b>March 17, 2026</b> .	1st	\$24.99	1	\$24.99
<b>Patrick Mahomes : MVP quarterback who gives back</b> (Gateway Biographies) by Minyard, J.G (#2931QHX) <b>Paperback</b> — Lerner Publications, 2026	1st	\$11.99	1	\$11.99
<b>Pax</b> (Pax, Book 1) by Pennypacker, Sara (#1045RX4) <b>FollettBound Glued</b> — Balzer + Bray, an imprint of HarperCollins Publishers, c2016 p2019	—	\$19.94	1	\$19.94
<b>Perspectives Flip Books: History Book Set [8-item set] (#A040130)</b> <b>Incomplete set.</b> Some items in this set are missing or unavailable.				

Item	!	Price	Qty.	Total
<b>The split history of the American Revolution, patriot perspectives</b> (Perspectives Flip Books: History) by Burgan, Michael (#0575NB0) <b>Paperback</b> — Compass Point Books, 2013	1st	\$9.99	1	\$9.99
<b>The split history of the Battle of Gettysburg, Union perspective</b> (Perspectives Flip Books: History) by Fitzgerald, Stephanie (#0545JK9) <b>Paperback</b> — Compass Point Books, 2014	1st	\$9.99	1	\$9.99
<b>The split history of the civil rights movement, activists' perspective</b> (Perspectives Flip Books: History) by Higgins, Nadia (#0678UM5) <b>Paperback</b> — Compass Point Books, a Capstone imprint, 2014	1st	\$9.99	1	\$9.99
<b>The split history of the Civil War, Union perspective</b> (Perspectives Flip Books: History) by Fitzgerald, Stephanie (#0575PB5) <b>Paperback</b> — Compass Point Books, 2013	1st	\$9.99	1	\$9.99
<b>The split history of westward expansion in the United States, American Indian perspective</b> (Perspectives Flip Books: History) by Musolf, Nell (#0575QB2) <b>Paperback</b> — Compass Point Books, 2013	1st	\$9.99	1	\$9.99
<b>The split history of World War I : a perspectives flip book</b> (Perspectives Flip Books: History) by Burgan, Michael (#0545HK4) <b>Paperback</b> — Compass Point Books, 2014	1st	\$9.99	1	\$9.99
<b>Raised-bed gardening for beginners : everything you need to know to start and sustain a thriving garden</b> (Gardening for Beginners) by Wylie, Tammy (#2999DC8) <b>Paperback</b> — Rockridge Press, 2019	1st	\$16.99	1	\$16.99
<b>Random House Webster's American sign language dictionary</b> by Costello, Elaine (#16056V0) <b>Paperback</b> — Random House Reference, c1998 p2008	1st	\$24.99	1	\$24.99
<b>Replay : a new book</b> by Creech, Sharon (#32270VX) <b>FollettBound Glued</b> — Joanna Cotler Books, c2005 p2007	—	\$21.09	1	\$21.09
<b>Ruby Holler</b> by Creech, Sharon (#30595V6) <b>FollettBound Glued</b> — HarperTrophy, c2002 p2004	1st	\$19.09	1	\$19.09
<b>Saving Winslow</b> by Creech, Sharon (#1566WW2) <b>FollettBound Glued</b> — Joanna Cotler Books, an imprint of HarperCollinsPublishers, c2018 p2019	1st	\$19.09	1	\$19.09
<b>Sew me! sewing basics : simple techniques and projects for first-time sewers</b> by Knight, Choly (#0963BM3) <b>Paperback</b> — Design Originals, an imprint of Fox Chapel Publishing, 2013	1st	\$19.99	1	\$19.99
<b>Sewing know-how : techniques and tips for all levels of skill from beginner to advanced</b> (#1756AX4) <b>Paperback</b> — Cico Books, 2022	1st	\$16.99	1	\$16.99
<b>Sonia Sotomayor : from the Bronx to the US Supreme Court</b> (Gateway Biographies) by Sonneborn, Liz (#2132FC9) <b>Paperback</b> — Lerner Publications, 2024	—	\$11.99	1	\$11.99
<b>Sowing the seeds of victory : American gardening programs of World War I</b> by Hayden-Smith, Rose (#0523BN1) <b>Paperback</b> — McFarland & Company, Inc., Publishers, 2014	1st	\$39.95	1	\$39.95
<b>The spider lady : Nan Songer and her arachnid WW II army</b> by Klostermann, Penny Parker (#2425TG0) <b>Hardcover</b> — Calkins Creek, an imprint of Astra Books for Young Readers, 2025	—	\$18.99	1	\$18.99
<b>Sugar crash</b> (Orca Soundings) by Di Lorenzo, Melinda (#2750MH6) <b>Paperback</b> — Orca Book Publishers, 2025	—	\$10.95	1	\$10.95
<b>Supersimple biology.</b> (#1673MC7) <b>FollettBound Glued</b> — DK/Penguin Random House, 2020	1st	\$30.95	1	\$30.95
<b>The tale of Despereaux : being the story of a mouse, a princess, some soup, and a spool of thread</b> by DiCamillo, Kate (#1051NA7)	—	\$18.24	1	\$18.24

Item	!	Price	Qty.	Total
<b>FollettBound Glued</b> — Candlewick Press, 2015				
<b>TBH, I don't want to say good-bye</b> (TBH, Book 8) by Greenwald, Lisa (#1812UX7) FollettBound Glued — Katherine Tegen Books, an imprint of HarperCollinsPublishers, c2021 p2022	1st	\$19.09	1	\$19.09
<b>TBH, I feel the same</b> (TBH, Book 5) by Greenwald, Lisa (#1828WC3) FollettBound Glued — Katherine Tegen Books is an imprint of HarperCollinsPublishers, 2020	1st	\$19.09	1	\$19.09
<b>TBH, IDK what's next</b> (TBH, Book 4) by Greenwald, Lisa (#1600FK4) FollettBound Glued — Katherine Tegen Books, an imprint of HarperCollinsPublishers, 2019	1st	\$19.09	1	\$19.09
<b>TBH, no one can ever know</b> (TBH, Book 7) by Greenwald, Lisa (#1897WZ3) FollettBound Glued — Katherine Tegen Books, an imprint of HarperCollins Publishers, 2021	1st	\$19.09	1	\$19.09
<b>TBH, this is so awkward</b> (TBH, Book 1) by Greenwald, Lisa (#1141YY2) FollettBound Glued — Katherine Tegen Books, an imprint of HarperCollins Publishers, 2018	1st	\$19.09	1	\$19.09
<b>TBH, this may be TMI</b> (TBH, Book 2) by Greenwald, Lisa (#1141ZYX) FollettBound Glued — Katherine Tegen Books, an imprint of HarperCollins Publishers, 2018	1st	\$19.09	1	\$19.09
<b>TBH, too much drama</b> (TBH, Book 3) by Greenwald, Lisa (#1142AY4) FollettBound Glued — Katherine Tegen Books, an imprint of HarperCollinsPublishers, 2019	1st	\$19.09	1	\$19.09
<b>TBH, you know what I mean</b> (TBH, Book 6) by Greenwald, Lisa (#1758JN0) FollettBound Glued — Katherine Tegen Books, an imprint of HarperCollins Publishers, 2020	1st	\$19.09	1	\$19.09
<b>Tech Titans (Mason) Book Set</b> [10-item set] (#A665602)				
<b>Amazon : the story behind the app</b> (Tech Titans (Mason)) by Peters, Jackson (#2868NC3) Hardcover (library binding) — Mason Crest, 2024	—	\$27.95	1	\$27.95
<b>Disney's Pixar : the story behind the company</b> (Tech Titans (Mason)) by Peters, Jackson (#2868UC4) Hardcover (library binding) — Mason Crest, 2024	—	\$27.95	1	\$27.95
<b>Facebook : the story behind the app</b> (Tech Titans (Mason)) by Peters, Jackson (#2868PC8) Hardcover (library binding) — Mason Crest, 2024	—	\$27.95	1	\$27.95
<b>Google : the story behind the app</b> (Tech Titans (Mason)) by Peters, Jackson (#2868QC5) Hardcover (library binding) — Mason Crest, 2024	—	\$27.95	1	\$27.95
<b>Instagram : the story behind the app</b> (Tech Titans (Mason)) by Peters, Jackson (#2868RC2) Hardcover (library binding) — Mason Crest, 2024	—	\$27.95	1	\$27.95
<b>Netflix : the story behind the app</b> (Tech Titans (Mason)) by Peters, Jackson (#2868SCX) Hardcover (library binding) — Mason Crest, 2024	—	\$27.95	1	\$27.95
<b>Pinterest : the story behind the app</b> (Tech Titans (Mason)) by Peters, Jackson (#2868TC7) Hardcover (library binding) — Mason Crest, 2024	—	\$27.95	1	\$27.95
<b>TikTok : the story behind the app</b> (Tech Titans (Mason)) by Patterson, Ashley R (#2868VC1) Hardcover (library binding) — Mason Crest, 2024	—	\$27.95	1	\$27.95
<b>Twitter : the story behind the app</b> (Tech Titans (Mason)) by Peters, Jackson (#2868WC9) Hardcover (library binding) — Mason Crest, 2024	—	\$27.95	1	\$27.95
<b>YouTube : the story behind the app</b> (Tech Titans (Mason)) by Peters, Jackson (#2868YC3) Hardcover (library binding) — Mason Crest, 2024	—	\$27.95	1	\$27.95
<b>Technology through the Ages Book Set</b> [8-item set] (#A69856X)				
<b>Agriculture through the ages : from silk to supermarkets</b> (Technology through the Ages) by Woods, Michael (#2360RE5) Paperback — Twenty-First Century Books, 2024	1st	\$11.29	1	\$11.29
<b>Communication through the ages : from speech to smartphones</b> (Technology through the Ages) by Woods, Mary B (#2715YF7)	1st	\$11.29	1	\$11.29

Item	!	Price	Qty.	Total
<b>Paperback</b> — Twenty-First Century Books, 2025				
<b>Computing through the ages : from bones to binary</b> (Technology through the Ages) by Woods, Michael (#2360PE0)	1st	\$14.99	1	\$14.99
<b>Paperback</b> — Twenty-First Century Books, 2024				
<b>Construction through the ages : from pyramids to plumbing</b> (Technology through the Ages) by Woods, Michael (#2715ZF4)	1st	\$11.29	1	\$11.29
<b>Paperback</b> — Twenty-First Century Books, 2025				
<b>Machines through the ages : from furnaces to factories</b> (Technology through the Ages) by Woods, Michael (#2360QE8)	1st	\$14.99	1	\$14.99
<b>Paperback</b> — Twenty-First Century Books, 2024				
<b>Medicine through the ages : from acupuncture to antibiotics</b> (Technology through the Ages) by Woods, Michael (#2360NE6)	1st	\$14.99	1	\$14.99
<b>Paperback</b> — Twenty-First Century Books, 2024				
<b>Transportation through the ages : from stirrups to steam</b> (Technology through the Ages) by Woods, Michael (#2716AF9)	1st	\$11.29	1	\$11.29
<b>Paperback</b> — Twenty-First Century Books, 2025				
<b>Warfare through the ages : from bows to bombs</b> (Technology through the Ages) by Woods, Mary B (#2716BF6)	1st	\$11.29	1	\$11.29
<b>Paperback</b> — Twenty-First Century Books, 2025				
<b>Ten days a madwoman : the daring life and turbulent times of the original "girl" reporter, Nellie Bly</b> by Noyes, Deborah (#1438BD6)	1st	\$19.94	1	\$19.94
<b>FollettBound Glued</b> — Puffin Books, c2016 p2017				
<b>Texas Fruit and Vegetable Gardening, 2nd Edition Plant, Grow, and Harvest the Best Edibles for Texas Gardens</b> by Grant, Greg (#2066FK1)	1st	\$25.34	1	\$25.34
<b>Paperback</b> — Quarto Publishing Group USA				
<b>Texas month-by-month gardening : what to do each month to have a beautiful garden all year</b> by Richter, Robert "Skip" (#2337AB5)	1st	\$26.99	1	\$26.99
<b>Paperback</b> — Cool Springs Press, Home and Garden Experts, 2014				
<b>Timelines of everything : from woolly mammoths to world wars</b> (DK Timelines Children) (#2492SB1)	—	\$29.99	1	\$29.99
<b>Hardcover</b> — DK/Penguin Random House, 2023				
<b>To kill a mockingbird</b> by Lee, Harper (#0597YW6)	1st	\$27.99	25	\$699.75
<b>Hardcover</b> — Harper, an imprint of HarperCollins Publishers, c1960 p1995				
<b>Transformed by truth : why and how to study the Bible for yourself as a teen</b> by Forster, Katherine (#1540WX1)	1st	\$14.99	1	\$14.99
<b>Paperback</b> — Crossway, 2019				
<b>TSI study guide 2023-2024 : exam prep review with 330 practice test questions for the Texas Success Initiative assessment</b> by Cox, Jonathan (#2375EB3)	1st	\$45.99	1	\$45.99
<b>Paperback</b> — Accepted Inc., 2023				
<b>Tuck everlasting</b> by Babbitt, Natalie (#24215U5)	—	\$18.58	1	\$18.58
<b>FollettBound Glued</b> — Square Fish, c1975 p2007				
<b>The undead fox of Deadwood forest</b> by Hartman, Aubrey (#2117JG1)	—	\$17.99	1	\$17.99
<b>Hardcover</b> — Little, Brown and Company, 2025				
<b>Vegetable gardening for beginners : a simple guide to growing vegetables at home</b> (Gardening for Beginners) by McSheehy, Jill (#2999AC6)	1st	\$24.99	1	\$24.99
<b>Hardcover</b> — Rockridge Press, 2021				
<b>Vietnam War</b> (DK Eyewitness) by Murray, Stuart (#2670NG1)	1st	\$19.09	1	\$19.09
<b>FollettBound Glued</b> — DK/Penguin Random House, 2025				
<b>Walk two moons</b> by Creech, Sharon (#31105X8)	—	\$19.09	1	\$19.09

Item	!	Price	Qty.	Total
<b>FollettBound Glued</b> — HarperTrophy, c1994 p1996				
<b>Walking on eggshells</b> (Horizon) by Phillips, Jennifer (#2509TGX) <b>FollettBound Glued</b> — Jolly Fish Press, 2025	—	<b>\$19.39</b>	1	<b>\$19.39</b>
<b>The Wanderer</b> by Creech, Sharon (#34920R2) <b>Paperback</b> — Joanna Cotler Books, c2000 p2002	—	<b>\$9.76</b>	1	<b>\$9.76</b>
<b>Webster's new world computer dictionary</b> by Pfaffenberger, Bryan (#01354P7) <b>Paperback</b> — Wiley Pub., 2003	1st	<b>\$17.99</b>	1	<b>\$17.99</b>
<b>Webster's New World Hebrew dictionary : Hebrew/English, English/Hebrew</b> by Baltsan, Hayim (#36033D6) <b>Paperback</b> — Wiley, 1992 Language: <b>Hebrew</b>	1st	<b>\$18.99</b>	1	<b>\$18.99</b>
<b>Weirdest animals on the planet</b> by Szymanski, Jennifer (#2253LG7) <b>FollettBound Glued</b> — National Geographic, 2025	—	<b>\$19.09</b>	1	<b>\$19.09</b>
<b>Where the red fern grows : the story of two dogs and a boy</b> by Rawls, Wilson (#1279JA9) <b>FollettBound Glued</b> — Yearling, 1996	—	<b>\$18.24</b>	1	<b>\$18.24</b>
<b>Women in art : 50 fearless creatives who inspired the world</b> by Ignatofsky, Rachel (#1003UX1) <b>Hardcover</b> — Ten Speed Press, 2019	—	<b>\$16.99</b>	1	<b>\$16.99</b>
<b>Working in parks and recreation</b> (Careers In Your Community) by Hand, Carol (#1407QT3) <b>Hardcover (library binding)</b> — Rosen YA, 2019	1st	<b>\$28.15</b>	1	<b>\$28.15</b>
<b>World War I</b> (DK Eyewitness) by Adams, Simon (#2539TC3) <b>FollettBound Glued</b> — DK/Penguin Random House, 2023	1st	<b>\$19.09</b>	1	<b>\$19.09</b>
<b>World War II</b> (DK Eyewitness) by Adams, Simon (#1789ZQ4) <b>FollettBound Sewn</b> — DK, in association with the Imperial War Museum, 2021	1st	<b>\$19.09</b>	1	<b>\$19.09</b>
<b>Yummy : a history of desserts</b> (Yummy) by Elliott, Victoria Grace (#1693WS1) <b>FollettBound Glued</b> — RH Graphic, an imprint of Random House Children's Books, a division of Penguin Random House, LLC, 2021	1st	<b>\$23.55</b>	1	<b>\$23.55</b>
<b>Zondervan illustrated Bible dictionary</b> (#0358VJ3) <b>Hardcover</b> — Zondervan, 2011	1st	<b>\$59.99</b>	1	<b>\$59.99</b>

**339 Books: \$7,705.98**

**Book Processing: \$162.72**

**Subtotal: \$7,868.70**

**Shipping: FREE**

**Total: \$7,868.70**

**Authorized Amount (DNE): \$5,000.00**

**Return Policy:** Library book and/or content orders that have been subject to any customized processing – either prior to shipment or after receipt by the customer – are not eligible for return or cancellation. This excludes material processing errors solely attributable to Follett. Customized processing shall include, but is not limited to, stamping, label application, and barcoding, and is determined by Follett in its sole discretion. Textbook orders of any kind are not returnable.

**Henderson ISD  
Board Background**

**Subject: Consider and Approve Authorization for Holly Wilson to accept payment for serving as a cheerleading tryout judge for various independent school districts.**

---

Presented for: Action X

Report Only    

**Background Information:**

Texas House Bill 3372 prohibits school administrators from receiving payment for personal services from entities doing business with their district. The only exception is if the board gives prior written approval after determining the arrangement poses no conflict of interest, does not harm the district, and is done entirely on personal time.

Holly Wilson, Montgomery Achievement School Principal, is formally requesting the Board of Trustees' permission to serve as a qualified judge for cheerleading tryouts in neighboring school districts. Mrs. Wilson has judged cheer tryouts and competitions for the past 34 years for several East Texas school districts. The events are scheduled outside regular school hours, will not interfere with Mrs. Wilson's duties, and represent no conflict of interest. Mrs. Wilson stands to receive a financial benefit of approximately \$125 plus mileage for each judging opportunity.

Out of an abundance of caution to ensure full compliance with HB 3372 and avoid any appearance of conflict, Mrs. Wilson is notifying the board of this activity.

**Recommendation:**

It is recommended that the Board grant written authorization for Holly Wilson to serve as a judge in upcoming cheerleading tryouts in neighboring school districts.

**Contact Person(s):**

Dea Henry



Pursuant to Texas House Bill 3372, the Board of Trustees of Henderson Independent School District is required to provide prior written authorization for a school administrator to receive payment for personal services from an entity doing business with or related to public school districts, after determining that no conflict of interest exists and that the activity does not interfere with district duties.

### Authorization

The Board of Trustees of Henderson Independent School District hereby **authorizes Holly Wilson**, Principal of Montgomery Achievement School, to accept compensation for serving as a **cheerleading tryout judge** for neighboring independent school districts, subject to the following conditions:

1. The services shall be performed **entirely outside of Mrs. Wilson's contracted work hours**.
2. The activity shall **not interfere with or detract from her professional duties** with Henderson ISD.
3. The Board has determined that this activity **does not create a conflict of interest**, does not harm the district, and does not involve entities doing business with Henderson ISD in a manner prohibited by law.
4. Compensation is expected to be approximately **\$125 plus mileage per event**.
5. This authorization applies only to cheerleading judging services and may be revoked by the Board if circumstances change.

The Board has reviewed the request and, after consideration, finds that granting this authorization is **in compliance with Texas House Bill 3372** and district ethics standards.

### Effective Date

This authorization is effective upon approval by the Board of Trustees and remains valid unless rescinded by Board action.

---

Approved by the Board of Trustees:  Yes  No

Date of Board Action: \_\_\_\_\_

---

“The Tradition of Excellence Continues”

**Relationships Ownership Attitude Resilience**

Brian Bowman ~ Superintendent

P.O. Box 728 ~ Henderson, TX 75653 ~ 903-655-5000 ~ fax 903-657-9271 ~ [www.hendersonisd.org](http://www.hendersonisd.org)



**Board President Certification**

I hereby certify that the Board of Trustees of Henderson Independent School District approved this authorization in an open meeting.

\_\_\_\_\_  
Board President, Henderson ISD

**Printed Name:** \_\_\_\_\_

**Date:** \_\_\_\_\_

“The Tradition of Excellence Continues”

**R**elationships **O**wnership **A**ttitude **R**esilience

Brian Bowman ~ Superintendent

P.O. Box 728 ~ Henderson, TX 75653~ 903-655-5000~ fax 903-657-9271~ [www.hendersonisd.org](http://www.hendersonisd.org)

## **Henderson ISD Board Background**

**Subject:** 2024-2025 Annual Financial Audit Report

---

**Presented for:**      **Action**   X                        **Report Only**       

### **Background Information**

In accordance to CFC(LEGAL) the district's fiscal accounts must be audited annually by a certified public accountant. Carr, Riggs & Ingram (formerly Axley & Rode LLP) were engaged to conduct an independent audit and express an opinion on the the District's basic financial statements as of and for the year ended August 31, 2025 as described in the official TEA publication Financial Accountability System Resource Guide.

A copy of the annual audit report, approved by the board, shall be filed with the TEA not later than the 150th day after the end of the fiscal year for which the audit was made.

TEA extended the annual audit submission deadline to **February 27, 2026** due to delays in the release of the federal OMB Compliance Supplement and TEA's transition to the new Audit 2.0 electronic submission system. The extension provides districts and auditors additional time to complete required federal compliance work and submit audits through the updated platform.

### **Recommendation**

Approve 2024-2025 audit report as presented.

### **Contact Person(s):**

Nikki Warner

RELIMINARY DRAFT  
FOR DISCUSSION  
PURPOSES ONLY.

**Henderson Independent School District**

**ANNUAL FINANCIAL REPORT**

**For the Year Ended August 31, 2025**





	Page
<b>INTRODUCTORY SECTION</b>	
Certificate of Board .....	1
<b>FINANCIAL SECTION</b>	
Independent Auditor's Report .....	2
Management's Discussion and Analysis (Required Supplementary Information) .....	6
<b>BASIC FINANCIAL STATEMENTS</b>	
Statement of Net Position (Exhibit A-1) .....	14
Statement of Activities (Exhibit B-1) .....	15
<b>FUND FINANCIAL STATEMENTS</b>	
Balance Sheet - Governmental Funds (Exhibit C-1) .....	16
Reconciliation of the Governmental Funds Balance Sheet to the Statement of Net Position (Exhibit C-1R) .....	17
Statement of Revenues, Expenditures and Changes in Fund Balances - Governmental Funds (Exhibit C-2) .....	18
Reconciliation of the Statement of Revenues, Expenditures, and Changes in Fund Balances of Governmental Funds to the Statement of Activities (Exhibit C-3) .....	19
Statement of Net Position - Proprietary Funds (Exhibit D-1) .....	20
Statement of Revenues, Expenses and Changes in Net Position - Proprietary Funds (Exhibit D-2) .....	21
Statement of Cash Flows - Proprietary Funds (Exhibit D-3) .....	22
Statement of Fiduciary Net Position - Fiduciary Funds (Exhibit E-1) .....	23
Statement of Changes in Fiduciary Net Position - Fiduciary Funds (Exhibit E-2) .....	24
Notes to the Financial Statements .....	25
<b>REQUIRED SUPPLEMENTARY INFORMATION</b>	
Budgetary Comparison Schedules:	
General Fund (Exhibit G-1) .....	49
Schedule of the District's Proportionate Share of the Net Pension Liability (Exhibit G-2) .....	50
Schedule of the District's Contributions (Exhibit G-3) .....	51
Schedule of the District's Proportionate Share of the Net OPEB Liability and District OPEB Contributions (Exhibit G-4) .....	52
Notes to Required Supplementary Information .....	54



	Page
<b>COMBINING STATEMENTS AS SUPPLEMENTARY INFORMATION</b>	
Fund Descriptions .....	55
<b>SPECIAL REVENUE FUNDS</b>	
Combining Balance Sheet - Nonmajor Special Revenue Funds (Exhibit H-1) .....	58
Combining Statement of Revenues, Expenditures and Changes in Fund Balances - Nonmajor Special Revenue Funds (Exhibit H-2) .....	61
<b>FIDUCIARY FUNDS</b>	
Combining Statement of Fiduciary Net Position (Exhibit H-3) .....	64
Combining Statement of Changes in Fiduciary Net Position (Exhibit H-4).....	65
Schedule of Delinquent Taxes Receivable (Exhibit J-1).....	66
<b>BUDGETARY COMPARISON SCHEDULES REQUIRED BY THE TEXAS EDUCATION AGENCY</b>	
National School Breakfast and Lunch Program (Exhibit J-2) .....	67
Debt Service Fund (Exhibit J-3) .....	68
State Supplemental Allotment Compliance - Use of Funds Report (Exhibit J-4) .....	69
<b>SINGLE AUDIT</b>	
Independent Auditor's Report on Internal Control over Financial Reporting and on Compliance and Other Matters Based on an Audit of Financial Statements Performed in Accordance with <i>Government Auditing Standards</i> .....	70
Independent Auditor's Report on Compliance for Each Major Program and on Internal Control over Compliance Required by Uniform Guidance.....	72
Schedule of Findings and Questioned Costs .....	75
Summary Schedule of Prior Audit Findings .....	76
Corrective Action Plan .....	77
Schedule of Expenditures of Federal Awards (Exhibit K-1) .....	78
Notes to the Schedule of Expenditures of Federal Awards .....	79
<b>OTHER STATE REQUIREMENTS</b>	
Schedule of Required Responses to Selected School First Indicators (Exhibit L-1).....	80

**Certificate of Board**

Henderson Independent School District  
Name of School District

Rusk  
County

201-902  
Co.-Dist. Number

We, the undersigned, certify that the attached annual financial reports of the above named school district were reviewed and (check one) \_\_\_ approved \_\_\_ disapproved for the year ended August 31, 2025, at a meeting of the board of trustees of such school district on the \_\_\_\_\_<sup>th</sup> day of \_\_\_\_\_.

\_\_\_\_\_  
Signature of Board Secretary

\_\_\_\_\_  
Signature of Board President

If the board of trustees disapproved of the auditor's report, the reason(s) for disapproving it is (are): (attach list as necessary)

PRELIMINARY DRAFT  
FOR DISCUSSION  
PURPOSES ONLY.



CARR, RIGGS & INGRAM, L.L.C.

Carr, Riggs & Ingram, L.L.C.  
1307 South 1st Street  
Lufkin, TX 75901

936.634.6621  
CRLadv.com

## INDEPENDENT AUDITOR'S REPORT

Board of Trustees  
Henderson Independent School District  
Henderson, Texas

### Report on the Financial Statements

#### *Opinions*

We have audited the accompanying financial statements of the governmental activities, each major fund, proprietary fund, fiduciary funds and the aggregate remaining fund information of Henderson Independent School District ("the District"), as of and for the year ended August 31, 2025, and the related notes to the financial statements, which collectively comprise the District's basic financial statements as listed in the table of contents.

In our opinion, the financial statements referred to above present fairly, in all material respects, the respective financial position of the governmental activities, each major fund, proprietary fund, fiduciary funds, and the aggregate remaining fund information of Henderson Independent School District, as of August 31, 2025, and the respective changes in financial position, and, where applicable, cash flows thereof for the year then ended in accordance with accounting principles general accepted in the United States of America.

#### *Basis for Opinions*

We conducted our audit in accordance with auditing standards generally accepted in the United States of America and the standards applicable to financial audits contained in *Government Auditing Standards*, issued by the Comptroller General of the United States. Our responsibilities under those standards are further described in the Auditor's Responsibilities for the Audit of the Financial Statements section of our report. We are required to be independent of the District and to meet our other ethical responsibilities, in accordance with the relevant ethical requirements relating to our audit. We believe that the audit evidence we have obtained is sufficient and appropriate to provide a basis for our audit opinions.

#### *Responsibilities of Management for the Financial Statements*

Management is responsible for the preparation and fair presentation of the financial statements in accordance with accounting principles generally accepted in the United States of America, and for the design, implementation, and maintenance of internal control relevant to the preparation and fair presentation of financial statements that are free from material misstatement, whether due to fraud or error.

In preparing the financial statements, management is required to evaluate whether there are conditions or events, considered in the aggregate, that raise substantial doubt about the District's ability to continue as a going concern for twelve months beyond the financial statement date, including any currently known information that may raise substantial doubt shortly thereafter.

### ***Auditor's Responsibilities for the Audit of the Financial Statements***

Our objectives are to obtain reasonable assurance about whether the financial statements as a whole are free from material misstatement, whether due to fraud or error, and to issue an auditor's report that includes our opinions. Reasonable assurance is a high level of assurance but is not absolute assurance and therefore is not a guarantee that an audit conducted in accordance with generally accepted auditing standards and *Government Auditing Standards* that will always detect a material misstatement when it exists. The risk of not detecting a material misstatement resulting from fraud is higher than for one resulting from error, as fraud may involve collusion, forgery, intentional omissions, misrepresentations, or the override of internal control. Misstatements are considered material if there is a substantial likelihood that, individually or in the aggregate, they would influence the judgement made by a reasonable user based on the financial statements.

In performing an audit in accordance with generally accepted auditing standards and *Government Auditing Standards*, we:

- Exercise professional judgement and maintain professional skepticism throughout the audit.
- Identify and assess the risks of material misstatement of the financial statements, whether due to fraud or error, and design and perform audit procedures responsive to those risks. Such procedures include examining, on a test basis, evidence regarding the amounts and disclosures in the financial statements.
- Obtaining an understanding of internal control relevant to the audit in order to design audit procedures that are appropriate in the circumstances, but not for the purpose of expressing an opinion on the effectiveness of the District's internal control. Accordingly, no such opinion is expressed.
- Evaluate the appropriateness of accounting policies used and the reasonableness of significant accounting estimates made by management, as well as evaluate the overall presentation of the financial statements.
- Conclude whether, in our judgement, there are conditions or events, considered in the aggregate, that raise substantial doubt about the District's ability to continue as a going concern for a reasonable period of time.

We are required to communicate with those charged with governance regarding, among other matters, the planned scope and timing of the audit, significant audit findings, and certain internal control-related matters that we identified during the audit.

## **Other Matters**

### *Required Supplementary Information*

Accounting principles generally accepted in the United States of America require that the management's discussion and analysis, budgetary comparison, pension and other post-employment benefit information be presented to supplement the basic financial statements. Such information, although not a part of the basic financial statements, is required by the Governmental Accounting Standards Board, who considers it to be an essential part of financial reporting for placing the basic financial statements in an appropriate operational, economic, or historical context. We have applied certain limited procedures to the required supplementary information in accordance with auditing standards generally accepted in the United States of America, which consisted of inquiries of management about the methods of preparing the information and comparing the information for consistency with management's responses to our inquiries, the basic financial statements, and other knowledge we obtained during our audit of the basic financial statements. We do not express an opinion or provide any assurance on the information because the limited procedures do not provide us with sufficient evidence to express an opinion or provide any assurance.

### *Other Information*

Our audit was conducted for the purpose of forming opinions on the financial statements that collectively comprise the District's basic financial statements. The introductory section, combining and individual nonmajor fund financial statements, and other supplementary information, are presented for purposes of additional analysis and are not a required part of the basic financial statements. The schedule of expenditures of federal awards is presented for purposes of additional analysis as required by Title 2, U.S. Code of Federal Regulations Part 200, Uniform Administrative Requirements for Federal Awards, and is also not a required part of the basic financial statements. The accompanying other supplementary information is presented for purposes of additional analysis and is also not a required part of the basic financial statements.

The combining and individual nonmajor fund financial statements, supplementary information, and the schedule of expenditures of federal awards are the responsibility of management and were derived from and relate directly to the underlying accounting and other records used to prepare the basic financial statements. Such information has been subjected to the auditing procedures applied in the audit of the basic financial statements and certain additional procedures, including comparing and reconciling such information directly to the underlying accounting and other records used to prepare the basic financial statements or to the basic financial statements themselves, and other additional procedures in accordance with auditing standards generally accepted in the United States of America. In our opinion, the combining and individual nonmajor fund financial statements and other supplementary information are fairly stated in all material respects in relation to the basic financial statements as a whole.

The introductory information has not been subjected to the auditing procedures applied in the audit of the basic financial statements and, accordingly, we do not express an opinion or provide any assurance on them.

**Other Reporting Required by *Government Auditing Standards***

In accordance with *Government Auditing Standards*, we have also issued our report dated \_\_\_\_\_, on our consideration of Henderson Independent School District's internal control over financial reporting and on our tests of its compliance with certain provisions of laws, regulations, contracts, and grant agreements and other matters. The purpose of that report is solely to describe the scope of our testing of internal control over financial reporting and compliance and the results of that testing, and not to provide an opinion on the effectiveness of Henderson Independent School District's internal control over financial reporting or on compliance. That report is an integral part of an audit performed in accordance with *Government Auditing Standards* in considering Henderson Independent School District's internal control over financial reporting and compliance.

CARR, RIGGS & INGRAM, L.L.C.

Lufkin, Texas  
\_\_\_\_\_, 2026

## Management's Discussion and Analysis

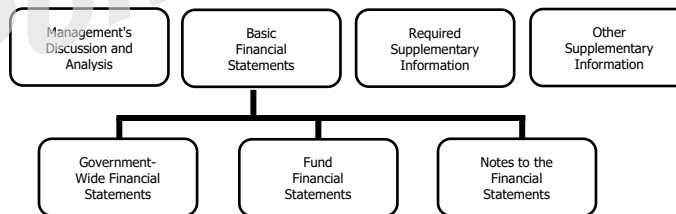
In this section of the Annual Financial Report, the management team of Henderson Independent School District has prepared this narrative overview and analysis of the financial activities of the District for the fiscal year ended August 31, 2024. Readers are encouraged to review the additional information that we have furnished in this report, as well as the information furnished in the District's financial statements, which follow this section.

### FINANCIAL HIGHLIGHTS

- The District's total combined net position was \$45,577,335 at August 31, 2025.
- During the year, the District's expenses were \$777,333 less than the \$52,371,262 generated in taxes and revenues for governmental activities.
- The general fund reported a fund balance this year of \$18,284,021.

### OVERVIEW OF THE FINANCIAL STATEMENTS

The financial section of this annual financial report consists of four parts - management's discussion and analysis (this section), the basic financial statements, required supplementary information, and other supplementary information. The basic financial statements include two kinds of statements that present different views of the District:



- The first two statements are government-wide financial statements that provide both long-term and short-term information about the District's overall financial status.
- The remaining statements are fund financial statements that focus on individual parts of the government, reporting the District's operations in more detail than the government-wide statements.
- The governmental funds statements tell how general government services were financed in the short term as well as what remains for future spending.
- Fiduciary fund statements provide information about the financial relationships in which the District acts solely as a trustee or agent for the benefit of others, to whom the resources in question belong.

The financial statements also include notes that explain some of the information in the financial statements and provide more detailed data. The statements are followed by a section of required supplementary information that further explains and supports the information in the financial statements.

## Management's Discussion and Analysis (Continued)

### Government-wide Statements

The government-wide financial statements are designed to provide readers with a broad overview of the District's finances, in a manner similar to private-sector business.

The Statement of Net Position presents information on all of the District's assets, deferred outflows, liabilities, and deferred inflows with the difference between them reported as Net Position. Over time, increases or decreases in net position may serve as a useful indicator of whether the financial position of the District is improving or deteriorating.

The Statement of Activities presents information showing how the District's Net Position changed during the most recent fiscal year. All changes in net position are reported as soon as the underlying event giving rise to the change occurs, regardless of the timing of related cash flows. Thus, revenues and expenses are reported in this statement for some items that will only result in cash flows in future fiscal periods (e.g., uncollected taxes and earned but unused compensatory time).

Both of the Government-wide Financial Statements are designed to distinguish functions of the District that are principally supported by taxes and intergovernmental revenues (governmental activities) from other functions that are intended to recover all or a significant portion of their costs through user fees and charges (business-type activities). The governmental activities of the District include Instructional and Instructional-Related Services, Instruction and School Leadership, Support Services - Student, Administrative Support Services, Support Services - Non-Student Based, Ancillary Services, Debt Service and Intergovernmental Charges. The District has no business-type activities.

The Government-wide Financial Statements contain financial information only for the District. The District has no component units as defined by generally accepted accounting principles (GAAP).

### Fund Financial Statements

A fund is a grouping of related accounts that is used to maintain control over resources that have been segregated for specific activities or objectives. The District, like other state and local governments, uses fund accounting to ensure and demonstrate compliance with finance-related legal requirements. All of the funds of the District can be divided into categories: Governmental Funds, Proprietary Funds and Fiduciary Funds.

**Governmental Funds.** Governmental Funds are used to account for essentially the same functions reported as governmental activities in the Government-wide Financial Statements. However, unlike the Government-wide Financial Statements, Governmental Fund Financial Statements focus on near-term inflows and outflows of spendable resources, as well as on balances of spendable resources available at the end of the fiscal year. Such information may be useful in evaluating the District's near-term financing requirements.

Because the focus of governmental funds is narrower than that of the Government-wide Financial Statements, it is useful to compare the information presented for governmental funds with similar information presented for governmental activities in the Government-wide Financial Statements. By doing so, readers may better understand the long-term impact of the District's near-term financing decisions. The Governmental Fund Balance Sheet and the Governmental Fund Statement of Revenues, Expenditures, and Changes in Fund Balances provide a reconciliation to facilitate this comparison between governmental funds and governmental activities.

## Management's Discussion and Analysis (Continued)

The District maintains twenty nine (29) individual governmental funds. Each of the funds is described in this report. Information is presented separately in the Governmental Fund Balance Sheet and in the Governmental Fund Statement of Revenues, Expenditures, and Changes in Fund Balances for the General Fund, the Debt Service Fund, and the ESSER II Fund each of which are considered to be major funds.

Data from the other twenty six (26) governmental funds are combined into a single, aggregated presentation. Individual fund data for each of these nonmajor governmental funds is provided in the form of Combining Statements elsewhere in this report. Besides the General Fund, only the Food Service Fund and the Debt Service Fund have annual appropriated budgets. Those Budgetary Comparisons are presented as part of Other Supplementary Information as required by TEA.

**Proprietary Funds.** The proprietary fund is an internal service fund utilized by the District to account for the workers compensation insurance of the District. The internal service fund is included as a part of the governmental activities in the government-wide statements.

**Fiduciary Funds.** Fiduciary Funds are used to account for resources held for the benefit of parties outside the District. Fiduciary Funds are not reflected in the Government-wide Financial Statements because the resources of those funds are not available to support the District's programs. The accounting used for Fiduciary Funds is much like that used for Proprietary Funds.

**Notes to the Financial Statements.** The notes provide additional information that is essential to a full understanding of the data provided in the Government-wide and Fund Financial Statements.

**Required Supplementary Information.** This report presents a Budgetary Comparison Schedule for the General Fund and the Pension and other Post-employee benefit obligation disclosures as required supplementary information.

**Other Information.** In addition to the Basic Financial Statements, accompanying Notes and Required Supplementary Information, this report also presents Combining Financial Statements and Other Supplementary Information as required by the Texas Education Agency (TEA). The Combining Statements provide greater detail in connection with Governmental Funds and Fiduciary Funds. The Combining Financial Statements and Other Supplementary Information may be found in this report.

## Management's Discussion and Analysis (Continued)

### FINANCIAL ANALYSIS OF THE DISTRICT AS A WHOLE

Net Position. The District's combined net position was \$45,577,335 at August 31, 2025.

	2025	2024	INCREASE (DECREASE)	PERCENTAGE CHANGE
Current and other assets	\$ 32,480,629	\$ 33,300,154	\$ (819,525)	-2%
Capital assets	62,249,090	64,882,112	(2,633,022)	-4%
<b>TOTAL ASSETS</b>	<b>94,729,719</b>	<b>98,182,266</b>	<b>(3,452,547)</b>	<b>-4%</b>
Deferred outflows of resources	10,867,097	12,231,988	(1,364,891)	-11%
Long-term liabilities outstanding	44,310,767	48,137,895	(3,827,128)	-8%
Other liabilities	5,413,978	5,566,303	(152,325)	-3%
<b>TOTAL LIABILITIES</b>	<b>49,724,745</b>	<b>53,704,198</b>	<b>(3,979,453)</b>	<b>-7.41%</b>
Deferred inflows of resources	10,294,736	11,718,603	(1,423,867)	-12%
<b>Net Position:</b>				
Net investment in capital assets	36,271,996	36,090,892	181,104	1%
Restricted	9,183,433	9,375,296	(191,863)	-2%
Unrestricted	121,906	(474,735)	596,641	-126%
<b>TOTAL NET POSITION</b>	<b>\$ 45,577,335</b>	<b>\$ 44,991,453</b>	<b>\$ 585,882</b>	<b>1%</b>

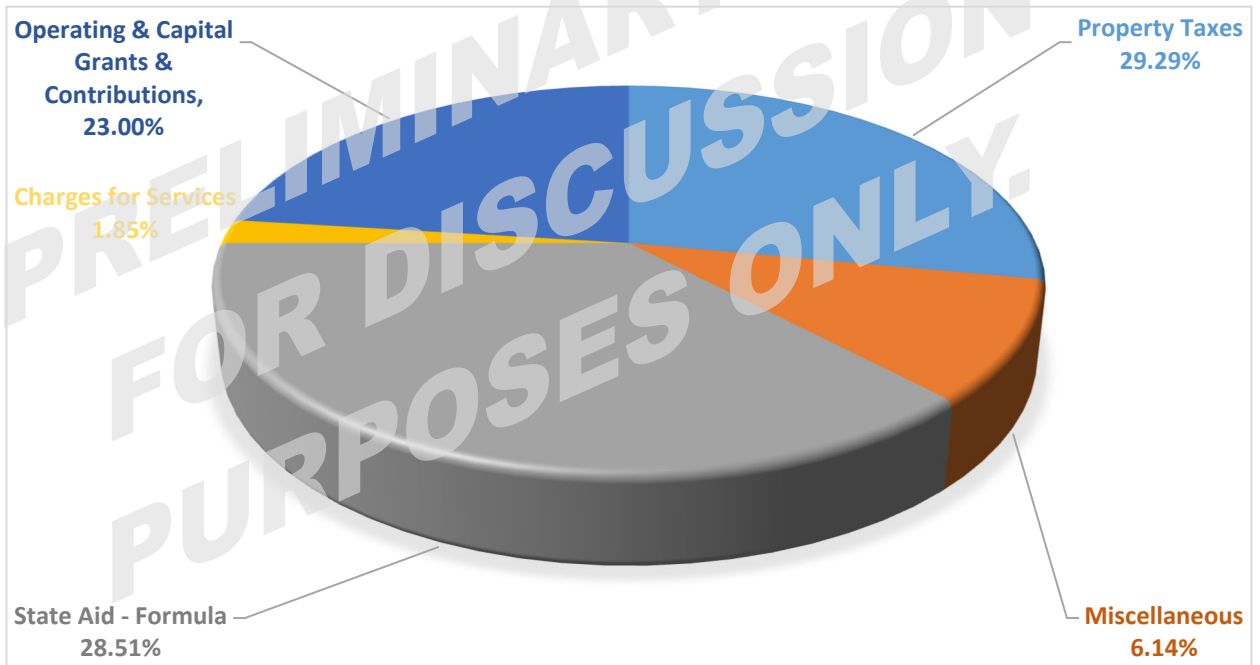
\$6,972,759 of the District's restricted net position is restricted for debt service, and \$2,210,674 is restricted for federal and state programs.

	2025	2024	INCREASE (DECREASE)	PERCENTAGE CHANGE
<b>Program Revenues:</b>				
Charges for services	\$ 1,143,387	\$ 1,098,962	\$ 44,425	4%
Operating grants and contributions	10,450,784	13,500,603	(3,049,819)	-23%
<b>General Revenues:</b>				
Property taxes	15,780,236	16,566,346	(786,110)	-5%
State aid - Formula	23,244,133	21,879,425	1,364,708	6%
Other	1,752,722	5,902,760	(4,150,038)	-70%
<b>TOTAL REVENUES</b>	<b>52,371,262</b>	<b>58,948,096</b>	<b>(6,576,834)</b>	<b>-11%</b>
<b>Functions/Programs:</b>				
Instructional and instructional - Related services	28,009,250	30,370,848	(2,361,598)	-8%
Instruction and school leadership	3,127,090	3,532,502	(405,412)	-11%
Support services - Student	11,069,538	11,149,783	(80,245)	-1%
Administrative support services	2,002,486	2,102,653	(100,167)	-5%
Support services - Non-student based	6,796,755	9,201,175	(2,404,420)	-26%
Ancillary services	90,653	107,606	(16,953)	-16%
Debt service	69,052	1,198,073	(1,129,021)	-94%
Intergovernmental charges	429,105	427,421	1,684	0%
<b>TOTAL EXPENSES</b>	<b>51,593,929</b>	<b>58,090,061</b>	<b>(6,496,132)</b>	<b>-11%</b>
<b>INCREASE/(DECREASE) IN NET POSITION</b>	<b>\$ 777,333</b>	<b>\$ 858,035</b>	<b>\$ (80,702)</b>	<b>-9%</b>

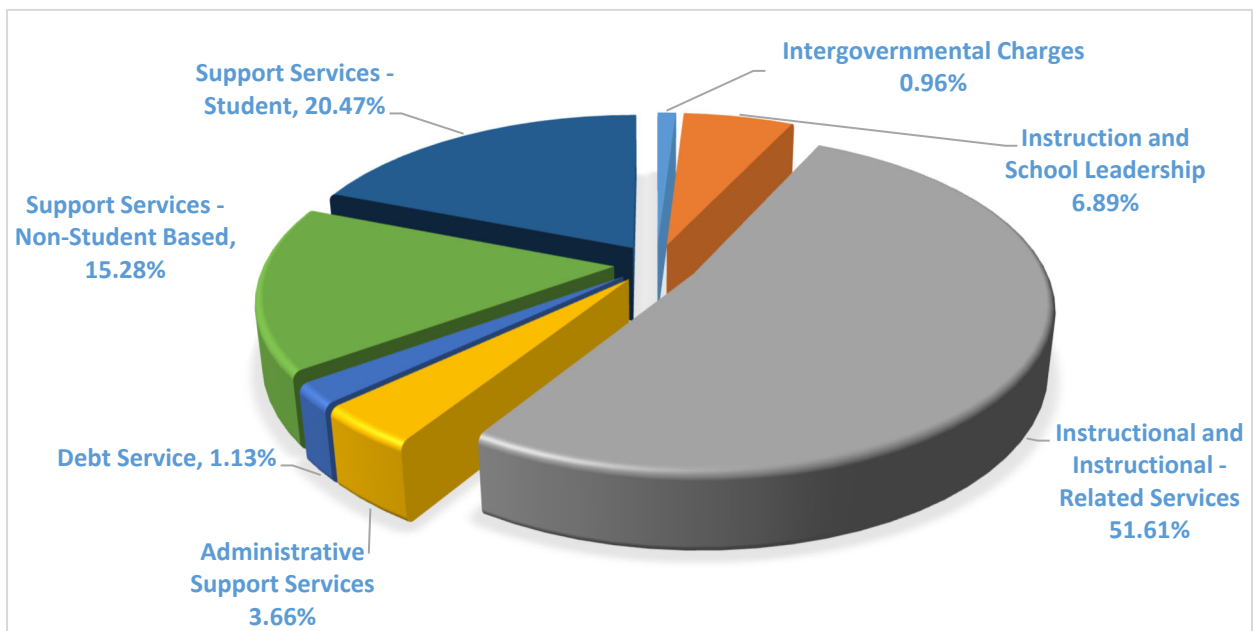
## Management's Discussion and Analysis (Continued)

Total revenues for the District decreased by \$6,576,834. Operating grants and contributions decreased by \$3,049,819 due to a decrease in state funding and decrease in the pension and OPEB on behalf contributions in the current year.

**Chart A-1  
Revenues for the Year Ended August 31, 2025**



**Chart A-2  
Expenses for the Year Ended August 31, 2025**



## Management's Discussion and Analysis (Continued)

**Changes in Net Position.** The District's total revenues were \$52,371,262. A significant portion, 30 percent, of the District's revenue comes from taxes, 44 percent comes from state aid - formula grants, 20 percent is from grants and contributions, while only 4 percent relates to charges for services. The total cost of all programs and services was \$51,593,929; 54 percent of these costs are for instructional and related services.

### Governmental Activities

Property tax rates stated the same with an M&O rate of \$0.8193 per \$100 valuation and an I&S rate of \$0.11 per \$100 valuation for a total tax rate of \$0.9293 per \$100 valuation.

- The cost of all governmental activities this year was \$51,593,929.
- The amount that our taxpayers paid for these activities through property taxes was \$15,780,236.
- Some of the cost was paid by those who directly benefited from the programs \$1,143,387, or by grants and contributions \$10,450,784.

### FINANCIAL ANALYSIS OF THE DISTRICT'S FUNDS

Revenues from governmental fund types totaled \$47,410,045, a decrease of \$4,949,241 from the preceding year.

- Local revenue decreased by \$4,451,032 mainly due to decrease in property taxes.
- State revenue increased by \$1,120,093 due to increase in foundation allotment.
- Revenue from federal grants decreased \$1,618,302 because of prior year ESSER related grants received from the District.

Expenditures decreased by \$3,484,463, primarily due to decreases in prior year plant maintenance and operating costs.

The factors described above resulted in fund balance in the General Fund decreasing \$127,394 during the year ended August 31, 2025. Fund balance in the Debt Service Fund decreased by \$455,730.

### General Fund Budgetary Highlights

Over the course of the year, the District revised its budget several times. Considering the adjustments, actual expenditures were \$1,007,595 below final budgeted amounts. Significant among the positive variances were:

- Instruction - \$387,486 as a result of lower instruction costs.
- Plant Maintenance and Operations - \$202,801 as a result of lower than expected costs due to repair projects related to the hail storm that occurred in prior year.

## Management's Discussion and Analysis (Continued)

### Capital Assets

At the end of 2025, the District had invested \$62,249,090 in a broad range of capital assets, including land, equipment, buildings, and vehicles. (See Table A-4.)

	GOVERNMENTAL ACTIVITIES		INCREASE/ (DECREASE)	PERCENTAGE CHANGE
	2025	2024		
Land	\$ 734,889	\$ 734,889	\$ -	0%
Construction in progress	-	38,078	(38,078)	-100%
Buildings and improvements	101,241,878	101,014,232	227,646	0%
Vehicles and equipment	13,706,007	13,365,204	340,803	3%
Right of use assets	88,978	88,978	-	0%
<b>TOTAL CAPITAL ASSETS</b>	<b>115,771,752</b>	<b>115,241,381</b>	<b>530,371</b>	<b>0.46%</b>
Less: Accumulated depreciation	(53,522,662)	(50,359,269)	(3,163,393)	6%
<b>NET CAPITAL ASSETS</b>	<b>\$ 62,249,090</b>	<b>\$ 64,882,112</b>	<b>\$ (2,633,022)</b>	<b>-4%</b>

During the 2024-25 school year, major capital events included:

- Vehicles and equipment

More detailed information about the District's capital assets is presented in Note E to the financial statements.

### Long Term Debt

At year-end, the District had \$25,970,000 in bonds outstanding, net pension liability of \$11,298,983 and OPEB liability of \$7,709,078 as shown in Table A-5. More detailed information about the District's debt is presented in the Note H to the financial statements.

	GOVERNMENTAL ACTIVITIES		INCREASE/ (DECREASE)	PERCENTAGE CHANGE
	2025	2024		
General Obligation Bonds:				
Principal amount of debt	\$ 25,970,000	\$ 30,380,000	\$ (4,410,000)	-15%
Add: Premium on issuance of bonds	443,810	593,821	(150,011)	-25%
Less: Deferred gain	(1,282,048)	(1,422,267)	140,219	-10%
Leases payable	7,094	69,297	(62,203)	-90%
Net pension liability	11,298,983	13,160,442	(1,861,459)	-14%
OPEB liability	7,709,078	5,884,699	1,824,379	31%
<b>TOTAL LONG-TERM DEBT</b>	<b>\$ 44,146,917</b>	<b>\$ 48,665,992</b>	<b>\$ (4,519,075)</b>	<b>-9%</b>

### ECONOMIC FACTORS AND NEXT YEAR'S BUDGETS AND RATES

- Although small reductions may occur in state funding, it is expected that funding from the State of Texas will remain relatively unchanged through the 2025-2026 year. Some small reductions will be due to the lessening effect of the target revenue portion of the State funding laws and the reduction in the formula grant. Each year the effect of these protected target revenue provisions will be reduced until these revenue protecting laws are eliminated.
- Appraised values are expected to stabilize with the possibility of small increases in mineral values, while other taxable values are expected to remain steady at current levels. Total taxable values should increase over the next few years.

## Management's Discussion and Analysis (Continued)

- General fund spending per student will increase slightly in the 2025-2026 budget. This increase is attributable to local and state funding increases.

### CONTACTING THE DISTRICT'S FINANCIAL MANAGEMENT STAFF

This financial report is designed to provide our citizens, taxpayers, customers, and investors and creditors with a general overview of the District's finances. In addition, it provides evidence of accountability for funds the District receives. Questions concerning any of the information provided in this report or requests for additional financial information should be addressed to the District's business office at Henderson Independent School District, 300 Crosby Drive, Henderson, Texas 75652.

PRELIMINARY DRAFT  
FOR DISCUSSION  
PURPOSES ONLY.

**Henderson Independent School District**  
**Statement of Net Position**  
**Exhibit A-1**

DATA CONTROL CODES		GOVERNMENTAL ACTIVITIES
	ASSETS	
1110	Cash and cash equivalents	\$ 15,796,195
1120	Current investments	13,448,789
1225	Property taxes receivable	1,510,083
1240	Due from other governments	1,137,243
1290	Other receivable	314,771
1300	Inventory	254,652
1400	Prepaid Expenses	18,896
	Capital Assets:	
1510	Land	734,889
1520	Buildings and improvements, net	58,733,249
1530	Furniture and equipment, net	2,767,598
1550	Right of Use asset, net	13,354
1000	TOTAL ASSETS	94,729,719
	Deferred Outflows:	
	Unamortized Deferred Gain on Refunding	1,282,048
	Deferred Pension Outflows	5,727,189
	Deferred OPEB Outflows	3,857,860
1700	Total Deferred Outflows	10,867,097
	LIABILITIES	
2110	Accounts payable	603,178
2140	Interest payable	23,524
2160	Accrued Wages Payable	2,411,876
2300	Unearned revenue- grant	210,920
2501	Due within one year	2,164,480
	Noncurrent Liabilities:	
2502	Due in more than one year	24,022,658
2512	CAB Accredited Interest	836,238
2516	Premium on Issuance of Bonds	443,810
2540	Net Pension Liability	11,298,983
2545	Net OPEB Liability	7,709,078
2000	TOTAL LIABILITIES	49,724,745
	DEFERRED INFLOWS	
	Deferred Pension Inflows	3,125,889
	Deferred OPEB Inflows	7,168,847
2600	TOTAL DEFERRED INFLOWS	10,294,736
	NET POSITION	
3200	Net Investment in capital assets	36,271,996
3820	Restricted for Federal and state programs	2,210,674
3850	Restricted for Debt Service	6,972,759
3900	Unrestricted	121,906
3000	TOTAL NET POSITION	\$ 45,577,335

*The accompanying notes are an integral part of these financial statements.*

**Henderson Independent School District  
Statement of Activities  
Exhibit B-1**

DATA CONTROL CODES	FUNCTIONS/PROGRAMS	EXPENSES	PROGRAM REVENUES		NET (EXPENSE) REVENUE AND CHANGES IN NET ASSETS GOVERNMENTAL ACTIVITIES
			3 CHARGES FOR SERVICES	4 OPERATING GRANTS AND CONTRIBUTIONS	
	Governmental Activities:				
11	Instruction	\$ 26,772,143	\$ 274,372	\$ 4,567,310	\$ (21,930,461)
12	Instruction resources and media services	411,481	-	82,224	(329,257)
13	Curriculum and staff development	825,626	-	348,344	(477,282)
21	Instructional leadership	600,444	-	101,043	(499,401)
23	School leadership	2,526,646	-	335,567	(2,191,079)
31	Guidance, counseling, and evaluation services	2,430,075	-	875,874	(1,554,201)
32	Social work	11,536	-	-	(11,536)
33	Health services	504,462	-	-	(504,462)
34	Student transportation	2,268,747	-	287,757	(1,980,990)
35	Food services	2,868,583	236,412	2,679,048	46,877
36	Cocurricular/extracurricular activities	2,986,135	596,455	189,685	(2,199,995)
41	General administration	2,002,486	-	185,191	(1,817,295)
51	Plant maintenance and operations	5,063,824	36,148	488,782	(4,538,894)
52	Security and Monitory Services	712,116	-	152,470	(559,646)
53	Data Processing Services	1,020,815	-	84,110	(936,705)
61	Community Service	90,653	-	27,879	(62,774)
71	Debt Service	69,052	-	-	(69,052)
93	Payments related to shared services arrangements	68,473	-	45,500	(22,973)
99	Other Governmental Charges	360,632	-	-	(360,632)
TG	TOTAL GOVERNMENTAL ACTIVITIES	51,593,929	1,143,387	10,450,784	(39,999,758)
TP	TOTAL PRIMARY GOVERNMENT	\$ 51,593,929	\$ 1,143,387	\$ 10,450,784	\$ (39,999,758)
	General Revenues:				
MT	Property taxes, levied for general purposes				\$ 13,826,884
DT	Property taxes, levied for debt service				1,953,352
IE	Investment earnings				1,299,323
GC	Grants and contributions not restricted to specific programs				23,244,133
MI	Miscellaneous				453,399
TR	TOTAL GENERAL REVENUES				40,777,091
CN	CHANGE IN NET ASSETS				777,333
NB	Net position - Beginning				44,991,453
PA	Prior Period Adjustment				(191,451)
NB	Net position - Beginning (Restated)				44,800,002
NE	NET POSITION - ENDING				\$ 45,577,335

*The accompanying notes are an integral part of these financial statements.*

## Henderson Independent School District Balance Sheet Governmental Funds

Data Control Codes	10 General Fund	240 Child Nutrition	50 Debt Service Fund	omf Other Governmental Funds	98 Total Governmental Funds
<b>ASSETS:</b>					
1110	\$ 9,448,904	\$ 1,899,767	\$ 3,712,339	\$ 459,903	\$ 15,520,913
1120	10,494,374	-	2,954,415	-	13,448,789
1225	1,253,347	-	256,736	-	1,510,083
1240	120,712	180,895	-	835,636	1,137,243
1260	894,852	-	-	-	894,852
1290	2,746	6,021	306,004	-	314,771
1300	-	254,652	-	-	254,652
1410	18,896	-	-	-	18,896
1000	<u>\$ 22,233,831</u>	<u>\$ 2,341,335</u>	<u>\$ 7,229,494</u>	<u>\$ 1,295,539</u>	<u>\$ 33,100,199</u>
<b>LIABILITIES:</b>					
2110	\$ 286,644	\$ 72,412	\$ -	\$ 15,097	\$ 374,153
2160	2,178,957	85,076	-	147,843	2,411,876
2170	-	212,866	-	681,986	894,852
2300	-	159,444	-	51,476	210,920
2000	<u>2,465,601</u>	<u>529,798</u>	<u>-</u>	<u>896,402</u>	<u>3,891,801</u>
<b>DEFERRED INFLOWS</b>					
	1,484,209	-	256,735	-	1,740,944
2600	<u>1,484,209</u>	<u>-</u>	<u>256,735</u>	<u>-</u>	<u>1,740,944</u>
<b>FUND BALANCES:</b>					
Nonspendable fund balance					
3410	-	254,652	-	-	254,652
3430	18,896	-	-	-	18,896
Restricted Fund Balances:					
3450	-	1,556,885	-	-	1,556,885
3480	-	-	6,972,759	-	6,972,759
3490	-	-	-	399,137	399,137
3600	18,265,125	-	-	-	18,265,125
3000	<u>18,284,021</u>	<u>1,811,537</u>	<u>6,972,759</u>	<u>399,137</u>	<u>27,467,454</u>
4000	<u>\$ 22,233,831</u>	<u>\$ 2,341,335</u>	<u>\$ 7,229,494</u>	<u>\$ 1,295,539</u>	<u>\$ 33,100,199</u>

*The accompanying notes are an integral part of these financial statements.*

**Henderson Independent School District  
 Reconciliation of the Governmental Funds Balance Sheet  
 to the Statement of Net Position  
 Exhibit C-1R**

TOTAL FUND BALANCES - GOVERNMENTAL FUNDS BALANCE SHEET	\$ 27,467,454
Amounts Reported for Governmental Activities in the Statement of Net Assets are Different Because:	
Capital assets used in governmental activities are not reported in the funds.	62,249,090
Property taxes receivable unavailable to pay for current period expenditures are deferred in the funds.	1,740,944
Payables for bond and lease principal and interest which are due in the current period are not reported in the fun	(23,524)
Payables for capital appreciation bond principal and premiums not due in the current period are not reported in the funds	(26,185,138)
Other long-term assets are not available to pay for current period expenditures and are deferred in the funds.	(19,717,748)
Workers compensation internal services activity are not recorded in the governmental funds.	<u>46,257</u>
NET POSITION OF GOVERNMENTAL ACTIVITIES - STATEMENT OF NET POSITION	<u><u>\$ 45,577,335</u></u>

*The accompanying notes are an integral part of these financial statements.*

**Henderson Independent School District  
Statement of Revenues, Expenditures and  
Changes in Fund Balance - Governmental Funds  
Exhibit C-2**

Data Control Codes		10 General Fund	24 Child Nutrition	50 Debt Service Fund	onmf Other Governmental Funds	98 Total Governmental Funds
<b>REVENUES:</b>						
5700	Local and Intermediate Sources	\$ 15,418,646	\$ 306,990	\$ 2,326,765	\$ 643,480	\$ 18,695,881
5800	State Program Revenues	22,106,213	30,702	544,850	796,108	23,477,873
5900	Federal Program Revenues	287,066	2,465,876	306,004	2,177,345	5,236,291
5020	Total Revenues	<u>37,811,925</u>	<u>2,803,568</u>	<u>3,177,619</u>	<u>3,616,933</u>	<u>47,410,045</u>
<b>EXPENDITURES:</b>						
0011	Instruction	20,373,086	-	-	1,769,502	22,142,588
0012	Instructional Resources and Media Services	274,080	-	-	38,556	312,636
0013	Curriculum and Staff Development	444,631	-	-	348,343	792,974
0021	Instructional Leadership	468,195	-	-	32,882	501,077
0023	School Leadership	2,048,973	-	-	47,879	2,096,852
0031	Guidance, Counseling, & Evaluation Services	1,453,899	-	-	534,511	1,988,410
0032	Social Work	11,536	-	-	-	11,536
0033	Health Services	469,951	-	-	-	469,951
0034	Student Transportation	2,154,841	-	-	46,678	2,201,519
0035	Food Services	-	2,527,093	-	-	2,527,093
0036	Cocurricular/Extracurricular Activities	2,280,667	-	-	279,546	2,560,213
0041	General Administration	1,696,594	-	-	1	1,696,595
0051	Plant Maintenance and Operations	4,263,231	-	-	328,723	4,591,954
0052	Security and Monitoring Services	682,995	-	-	132,195	815,190
0053	Data Processing Services	850,196	-	-	-	850,196
0061	Community Services	21,147	-	-	25,225	46,372
0071	Debt service	64,692	-	3,633,349	-	3,698,041
0093	Payments to Shared Service Arrangements	22,973	-	-	45,500	68,473
0099	Other Governmental Charges	360,632	-	-	-	360,632
6030	Total Expenditures	<u>37,942,319</u>	<u>2,527,093</u>	<u>3,633,349</u>	<u>3,629,541</u>	<u>47,732,302</u>
1100	Excess revenues over expenditures	<u>(130,394)</u>	<u>276,475</u>	<u>(455,730)</u>	<u>(12,608)</u>	<u>(322,257)</u>
Other finance sources(uses)						
7912	Sale of real and personal property	3,000	-	-	-	3,000
	Total Other finance sources(uses)	<u>3,000</u>	<u>-</u>	<u>-</u>	<u>-</u>	<u>3,000</u>
1200	Net Change in Fund Balances	<u>(127,394)</u>	<u>276,475</u>	<u>(455,730)</u>	<u>(12,608)</u>	<u>(319,257)</u>
0100	Fund Balances - Beginning	18,411,415	1,535,062	7,428,489	411,745	27,786,711
3000	Fund Balances - Ending	<u>\$ 18,284,021</u>	<u>\$ 1,811,537</u>	<u>\$ 6,972,759</u>	<u>\$ 399,137</u>	<u>\$ 27,467,454</u>

*The accompanying notes are an integral part of these financial statements.*

**Henderson Independent School District  
 Reconciliation of the Statement of Revenues,  
 Expenditures and Changes in Fund Balances of  
 Governmental Funds to the Statement of Activities  
 Exhibit C-3**

Net change in fund balances - Total governmental funds	\$ (319,257)
Amounts Reported for Governmental Activities in the Statement of Activities ("SOA") are Different Because:	
Capital outlays are not reported as expenses in the SOA.	786,105
The depreciation of capital assets used in governmental activities is not reported in the funds.	(3,415,118)
Certain property tax revenues are deferred in the funds. This is the change in these amounts this year.	(27,004)
Repayment of bond and capital lease principal is an expenditure in the funds but is not an expense in the SOA.	3,628,989
The change in accrued compensated absences used in governmental activities is not reported in the funds.	(18,593)
Gain/loss on disposal of assets is not reported in the funds.	(4,009)
Pension and OPEB changes are recorded in the SOA but not in the funds.	256,275
This internal service funds is not recorded in the governmental funds, but is included in the SOA.	<u>(110,055)</u>
CHANGE IN NET POSITION OF GOVERNMENTAL ACTIVITIES - STATEMENT OF ACTIVITIES	<u><u>\$ 777,333</u></u>

*The accompanying notes are an integral part of these financial statements.*

**Henderson Independent School District  
Statement of Net Position Proprietary Funds  
Exhibit D-1**

DATA CONTROL CODES		Non Major Internal Service Fund Workers Comp
	ASSETS:	
1110	Cash and Cash Equivalent	\$ 275,282
1000	TOTAL ASSETS	<u>\$ 275,282</u>
	LIABILITIES:	
2530	Claims Payable	\$ 229,025
2000	TOTAL LIABILITIES	<u>229,025</u>
	NET POSITION:	
3900	Unrestricted	46,257
3000	TOTAL NET POSITION	<u>46,257</u>
	Total Liabilities and Net Positon	<u>\$ 275,282</u>

*The accompanying notes are an integral part of these financial statements.*

**Henderson Independent School District  
Statement of Revenues, Expenses and Changes in Net Position  
Proprietary Funds  
Exhibit D-2**

DATA CONTROL CODES		Non Major Internal Service Fund Workers Comp
	OPERATING REVENUES:	
5700	Local and Intermediate Sources	\$ -
5020	TOTAL REVENUES	<u>-</u>
	OPERATING EXPENSES:	
6400	Contract services	118,532
6030	TOTAL EXPENSES	<u>118,532</u>
1100	Operating Income	(118,532)
	NonOperating Income (Expense)	
5700	Interest income	8,477
	TOTAL NONOPERATING INCOME(EXPENSE)	<u>8,477</u>
1300	Net Change in Fund Balances	(110,055)
0100	Fund Balances - Beginning	156,312
3300	Fund Balances - Ending	<u>\$ 46,257</u>

*The accompanying notes are an integral part of these financial statements.*

**Henderson Independent School District  
Statement of Cash Flows Proprietary Funds  
Exhibit D-3**

	Non Major Internal Service Fund Workers Comp
Cash Flows from Operating Activities:	
Cash payments for administrative services	\$ 19,349
NET CASH (USED) BY OPERATING ACTIVITIES	19,349
Cash Flows from Investing Activities:	
Interest received	8,477
NET CASH PROVIDED (USED) BY INVESTING ACTIVITIES	8,477
NET INCREASE IN CASH AND CASH AND EQUIVALENT	27,826
Cash and cash equivalent - Beginning	365,988
CASH AND CASH EQUIVALENTS- ENDING	\$ 393,814
Reconciliation of Operating Income to Net Cash Provided by Operating Activities:	
Operating income (loss)	\$ (118,532)
Changes in Assets and Liabilities:	
Increase(decrease) in claims payable	19,349
NET CASH (USED) BY OPERATING ACTIVITIES	\$ (99,183)

*The accompanying notes are an integral part of these financial statements.*

**Henderson Independent School District**  
**Statement of Fiduciary Net Position**  
**Fiduciary Funds**  
**Exhibit E-1**

	PRIVATE PURPOSE TRUST	CUSTODIAL FUNDS STUDENT ACTIVITY
ASSETS		
Cash and cash equivalents	\$145,074	\$ 28,046
TOTAL ASSETS	\$145,074	\$ 28,046
NET POSITION		
Restricted net position	\$145,074	\$ 28,046
NET POSITION	\$145,074	\$ 28,046

*The accompanying notes are an integral part of these financial statements.*

**Henderson Independent School District  
Statement of Changes in Fiduciary Net Position  
Fiduciary Funds  
Exhibit E-2**

	PRIVATE PURPOSE TRUST	CUSTODIAL FUNDS STUDENT ACTIVITY
Additions:		
Investment Income	\$ 7,235	\$ 164
Fundraising and Contributions	-	27,110
TOTAL ADDITIONS	<u>7,235</u>	<u>27,274</u>
Deductions:		
Student Activities	2,501	17,247
TOTAL DEDUCTIONS	<u>2,501</u>	<u>17,247</u>
NET CHANGE IN NET POSITION	4,734	10,027
Net Position - Beginning	<u>140,340</u>	<u>18,019</u>
NET POSITION - ENDING	<u>\$145,074</u>	<u>\$ 28,046</u>

*The accompanying notes are an integral part of these financial statements.*

## Henderson Independent School District Notes to the Financial Statements

### **Note A: SUMMARY OF SIGNIFICANT ACCOUNTING POLICIES**

The basic financial statements of Henderson Independent School District (the "District") have been prepared in conformity with accounting principles generally accepted in the United States of America ("GAAP") applicable to governmental units in conjunction with the Texas Education Agency's Financial Accountability System Resource Guide ("Resource Guide"). The Governmental Accounting Standards Board ("GASB") is the accepted standard setting body for establishing governmental accounting and financial reporting principles.

#### **Reporting Entity**

The Board of School Trustees ("Board"), a seven-member group, has governance responsibilities over all activities related to public elementary and secondary education within the jurisdiction of the District. The Board is elected by the public and has the exclusive power and duty to govern and oversee the management of the public schools of the District. All powers and duties not specifically delegated by statute to the Texas Education Agency ("TEA") or to the State Board of Education are reserved for the Board, and the TEA may not substitute its judgment for the lawful exercise of those powers and duties by the Board. The District receives funding from local, state and federal government sources and must comply with the requirements of those funding entities. However, the District is not included in any other governmental reporting entity and there are no component units included within the District's reporting entity.

#### **Basis Of Presentation, Basis Of Accounting**

##### ***Basis of Presentation***

Government-wide Financial Statements: The statement of net position and the statement of activities include the financial activities of the overall government, except for fiduciary activities. Eliminations have been made to minimize the double-counting of internal activities. Governmental activities generally are financed through taxes, intergovernmental revenues, and other nonexchange transactions.

The statement of activities presents a comparison between direct expenses and program revenues for each function of the District's governmental activities. Direct expenses are those that are specifically associated with a program or function and, therefore, are clearly identifiable to a particular function. The District does not allocate indirect expenses in the statement of activities. Program revenues include (a) fees, fines, and charges paid by the recipients of goods or services offered by the programs and (b) grants and contributions that are restricted to meeting the operational or capital requirements of a particular program. Revenues that are not classified as program revenues, including all taxes, are presented as general revenues.

Fund Financial Statements: The fund financial statements provide information about the District's funds, with separate statements presented for each fund category. The emphasis of fund financial statements is on major governmental funds, each displayed in a separate column. All remaining governmental funds are aggregated and reported as nonmajor funds. The District reports the following major governmental funds:

General Fund: This is the District's primary operating fund. It accounts for all financial resources of the District except those required to be accounted for in another fund.

Child Nutrition Fund: This fund accounts for the accounts for the activities of the child nutrition fund.

## Henderson Independent School District Notes to the Financial Statements (Continued)

### Note A: SUMMARY OF SIGNIFICANT ACCOUNTING POLICIES (Continued)

Debt Service Fund: This fund accounts for the accumulation of resources for the retirement of the District's bonded debt.

In addition, the District reports the following fund types:

**Private-Purpose Trust Funds:** These funds are used to report trust arrangements under which principal and income benefit individuals, private organizations, or other governments not reported in other fiduciary fund types.

**Custodial Funds:** These funds are used to report student activity funds and other resources held in a purely custodial capacity for others. Custodial funds typically involve only the receipt, temporary investment, and remittance of fiduciary resources to individuals, private organizations, or other governments.

Fiduciary funds are reported in the fiduciary fund financial statements. However, because their assets are held in a trustee or custodial capacity and are therefore not available to support District programs, these funds are not included in the government-wide statements.

#### ***Measurement Focus, Basis of Accounting***

**Government-wide:** These financial statements are reported using the economic resources measurement focus. They are reported using the accrual basis of accounting. Revenues are recorded when earned and expenses are recorded at the time liabilities are incurred, regardless of when the related cash flows take place. Nonexchange transactions, in which the District gives (or receives) value without directly receiving (or giving) equal value in exchange, include property taxes, grants, entitlements, and donations. On an accrual basis, revenue from property taxes is recognized in the fiscal year for which the taxes are levied. Revenue from grants, entitlements, and donations is recognized in the fiscal year in which all eligibility requirements have been satisfied.

**Governmental Fund Financial Statements:** Governmental funds are reported using the current financial resources measurement focus and the modified accrual basis of accounting. Under this method, revenues are recognized when measurable and available. The District considers all revenues reported in the governmental funds to be available if the revenues are collected within sixty days after year-end. Revenues from local sources consist primarily of property taxes. Property tax revenues and revenues received from the State are recognized under the susceptible-to-accrual concept. Miscellaneous revenues are recorded as revenue when received in cash because they are generally not measurable until actually received. Investment earnings are recorded as earned, since they are both measurable and available. Expenditures are recorded when the related fund liability is incurred, except for principal and interest on general long-term debt, claims and judgments, and compensated absences, which are recognized as expenditures to the extent they have matured. General capital assets acquisitions are reported as expenditures in governmental funds. Proceeds of general long-term debt and acquisitions under capital leases are reported as other financing sources.

When the District incurs an expenditure or expense for which both restricted and unrestricted resources may be used, it is the District's policy to use restricted resources first, then unrestricted resources.

## Henderson Independent School District Notes to the Financial Statements (Continued)

### Note A: SUMMARY OF SIGNIFICANT ACCOUNTING POLICIES (Continued)

#### Financial Statement Amounts

##### *Property Taxes*

Property taxes are levied by October 1 on the assessed value listed as of the prior January 1 for all real and business personal property in conformity with Subtitle E, Texas Property Tax Code. Taxes are due on receipt of the tax bill and are delinquent if not paid before February 1 of the year following the year in which imposed. On January 1 of each year, a tax lien attaches to property to secure the payment of all taxes, penalties, and interest ultimately imposed. Property tax revenues are considered available when they become due or past due and receivable within the current period.

Allowances for uncollectible tax receivables within the General and Debt Service Funds are based upon historical experience in collecting property taxes. Uncollectible personal property taxes are periodically reviewed and written off, but the District is prohibited from writing off real property taxes without specific statutory authority from the Texas Legislature.

##### *Inventories and Prepaid Items*

The District records purchases of supplies as expenditures, utilizing the purchase method of accounting for inventory in accordance with the Resource Guide. However, the District maintains a food inventory. Food purchases are recorded initially as expenditures and inventory is recorded at fiscal year-end. Inventories of commodities are recorded at market values supplied by the Texas Department of Human Services. Inventories of purchased food are recorded at cost on a first-in, first-out basis.

Certain payments to vendors reflect costs applicable to future accounting periods and are recorded as prepaid items.

##### *Capital Assets*

Purchased or constructed capital assets are reported at cost or estimated historical cost. Donated capital assets are recorded at their acquisition value at the date of donation. The cost of normal maintenance and repairs that do not add to the value of the asset or materially extend assets' lives are not capitalized. A capitalization threshold of \$5,000 is used.

Capital assets are being depreciated using the straight-line method over the following estimated useful lives:

ASSET CLASS	ESTIMATED USEFUL LIVES
Infrastructure	30
Buildings	40
Building Improvements	40
Vehicles	5-10
Office Equipment	7
Computer Equipment	3-5

## Henderson Independent School District Notes to the Financial Statements (Continued)

### Note A: SUMMARY OF SIGNIFICANT ACCOUNTING POLICIES (Continued)

#### ***Deferred Outflows and Inflows of Resources***

In addition to assets, the statements of financial position (the government-wide Statement of Net Position and governmental funds balance sheet) will sometimes report a separate section for deferred outflows of resources. This separate financial statement element, deferred outflows of resources, represents a consumption of net position and/or fund balance that applies to one or more future periods and so will not be recognized as an outflow of resources (expense/expenditure) until then.

In addition to liabilities, the statements of financial position will sometimes report a separate section for deferred inflows of resources. This separate financial statement element, deferred inflows of resources, represents an acquisition of net position that applies to one or more future periods and so will not be recognized as an inflow of resources (revenue) until that time.

#### ***Receivable and Payable Balances***

The District believes that sufficient detail of receivable and payable balances is provided in the financial statements to avoid the obscuring of significant components by aggregation. Therefore, no disclosure is provided which disaggregates those balances.

There are not significant receivables which are not scheduled for collection within one year of year end.

#### ***Interfund Activity***

Interfund activity results from loans, services provided, reimbursements or transfers between funds. Loans are reported as interfund receivables and payables as appropriate and are subject to elimination upon consolidation. Services provided, deemed to be at market or near market rates, are treated as revenues and expenditures or expenses. Reimbursements occur when one fund incurs a cost, charges the appropriate benefiting fund and reduces its related cost as a reimbursement. All other interfund transactions are treated as transfers. Transfers In and Transfers Out are netted and presented as a single "Transfers" line on the government-wide statement of activities. Similarly, interfund receivables and payables are netted and presented as a single "Internal Balances" line of the government-wide statement of net position.

#### ***Use of Estimates***

The preparation of financial statements in conformity with GAAP requires the use of management's estimates.

#### ***Data Control Codes***

Data Control Codes appear in the rows and above the columns of certain financial statements. The TEA requires the display of these codes in the financial statements filed with TEA in order to ensure accuracy in building a statewide database for policy development and funding plans.

## Henderson Independent School District Notes to the Financial Statements (Continued)

### **Note A: SUMMARY OF SIGNIFICANT ACCOUNTING POLICIES (Continued)**

#### ***Fund Balances - Governmental Funds***

Fund balances of the governmental funds are classified as follows:

*Nonspendable Fund Balance* - represents amounts that cannot be spent because they are either not in spendable form (such as inventory or prepaid insurance) or legally required to remain intact (such as notes receivable or principal of a permanent fund).

*Restricted Fund Balance* - represents amounts that are constrained by external parties, constitutional provisions or enabling legislation.

*Committed Fund Balance* - represents amounts that can only be used for a specific purpose because of a formal action by the District's Board of Trustees. Committed amounts cannot be used for any other purpose unless the Board of Trustees removes those constraints by taking the same type of formal action. Committed fund balance amounts may be used for other purposes with appropriate due process by the Board of Trustees. Commitments are accomplished by resolution adopted by the Board of Trustees. Committed fund balance amounts differ from restricted balances in that the constraints on their use do not come from outside parties, constitutional provisions, or enabling legislation.

*Assigned Fund Balance* - represents amounts which the District intends to use for a specific purpose, but that do not meet the criteria to be classified as restricted or committed. Intent may be stipulated by the Board of Trustees or by an official or body to which the Board of Trustees delegates the authority. Specific amounts that are not restricted or committed in a special revenue, capital projects, debt service or permanent fund are assigned for purposes in accordance with the nature of their fund type or the fund's primary purpose. Assignments within the general fund convey that the intended use of those amounts is for a specific purpose that is narrower than the general purposes of the district itself. The superintendent is the individual authorized to assign fund balance. CE (local) is the policy used by the Board of Trustees to authorize the assignment of fund balance.

*Unassigned Fund Balance* - represents amounts which are unconstrained in that they may be spent for any purpose. Only the general fund reports a positive unassigned fund balance. Other governmental funds might report a negative balance in this classification because of overspending for specific purposes for which amounts had been restricted, committed or assigned.

#### ***Net Position Flow Assumption***

Sometimes the District will fund outlays for a particular purpose from both restricted (e.g., restricted bond or grant proceeds) and unrestricted resources. In order to calculate the amounts to report as restricted net position and unrestricted net position in the government-wide and proprietary fund financial statements, a flow assumption must be made about the order in which the resources are considered to be applied. It is the District's policy to consider restricted net position to have been depleted before unrestricted net position is applied.

## Henderson Independent School District Notes to the Financial Statements (Continued)

### **Note A: SUMMARY OF SIGNIFICANT ACCOUNTING POLICIES (Continued)**

#### ***Fund Balance Flow Assumptions***

Sometimes the District will fund outlays for a particular purpose from both restricted and unrestricted resources (the total of committed, assigned, and unassigned fund balance). In order to calculate the amounts to report as restricted, committed, assigned, and unassigned fund balance in the governmental fund financial statements, a flow assumption must be made about the order in which the resources are considered to be applied. It is the District's policy to consider restricted fund balance to have been depleted before using any of the components of unrestricted fund balance. Further, when the components of unrestricted fund balance can be used for the same purpose, committed fund balance is depleted first, followed by assigned fund balance. Unassigned fund balance is applied last.

#### **Pensions And Other Post-Employment Benefits (OPEB)**

The fiduciary net position of the Teacher Retirement System of Texas (TRS) has been determined using the flow of economic resources measurement focus and full accrual basis of accounting. This includes for purposes of measuring the net pension liability and OPEB liability, deferred outflows of resources and deferred inflows of resources related to pensions and OPEB, pension expense and OPEB expense, and information about assets, liabilities and additions to/deductions from TRS's fiduciary net position. Benefit payments (including refunds of employee contributions) are recognized when due and payable in accordance with the benefit terms. Investments are reported at fair value.

### **Note B: COMPLIANCE AND ACCOUNTABILITY**

Annual budgets are adopted on a basis consistent with generally accepted accounting principles for the General Fund, the Food Service Special Revenue Fund and the Debt Service Fund. All annual appropriations and encumbrances lapse at fiscal year-end. Expenditures may not exceed budgeted appropriations at the function level. (Instruction, Instructional Resources, Media Services, Curriculum and Staff Development, Instructional Leadership, School Leadership, etc.) The budget is amended only by approval of the Board of Trustees. Proposed amendments are presented to the Board of Trustees in a public meeting, and each amendment must have Board of Trustees approval. During the year, the budget was amended as necessary.

### **Note C: DEPOSITS AND INVESTMENTS**

The District's funds are required to be deposited and invested under the terms of a depository contract. The depository bank deposits for safekeeping and trust with the district's agent bank approved pledged securities in an amount sufficient to protect District funds on a day-to-day basis during the period of the contract. The pledge of approved securities is waived only to the extent of the depository bank's dollar amount of Federal Deposit Insurance Corporation ("FDIC") insurance.

#### **Cash Deposits**

At August 31, 2025, the carrying amount of the District's deposits (cash, certificates of deposit, and interest-bearing savings accounts included in temporary investments) was \$29,390,058 and the bank balance was \$29,802,384. The District's cash deposits at August 31, 2025 and during the year ended August 31, 2025, were entirely covered by FDIC insurance or by pledged collateral held by the District's agent bank in the District's name.

## Henderson Independent School District Notes to the Financial Statements (Continued)

### Note C: DEPOSITS AND INVESTMENTS (Continued)

#### Investments

The District is required by Government Code Chapter 2256, The Public Funds Investment Act, to adopt, implement, and publicize an investment policy. That policy must address the following areas: (1) safety of principal and liquidity, (2) portfolio diversification, (3) allowable investments, (4) acceptable risk levels, (5) expected rates of return, (6) maximum allowable stated maturity of portfolio investments, (7) maximum average dollar-weighted maturity allowed based on the stated maturity date of the portfolio, (8) investment staff quality and capabilities, and (9) bid solicitation preferences for certificates of deposit.

The Public Funds Investment Act ("Act") requires an annual audit of investment practices. Audit procedures in this area conducted as part of the audit of the basic financial statements disclosed that in the areas of investment practices, management reports and establishment of appropriate policies, the District adhered to the requirements of the Act. Additionally, investment practices of the District were in accordance with local policies.

The Act determines the types of investments which are allowable for the District. These include, with certain restrictions, (1) obligations of the U.S. Treasury, U.S. agencies, and the State of Texas, (2) certificates of deposit, (3) certain municipal securities, (4) securities lending program, (5) repurchase agreements, (6) bankers acceptances, (7) mutual funds, (8) investment pools, (9) guaranteed investment contracts, and (10) commercial paper.

#### Analysis of Specific Deposit and Investment Risks

GASB Statement No. 40 requires a determination as to whether the District was exposed to the following investment risks at year end and if so, the reporting of certain related disclosures:

##### ***Credit Risk***

Credit risk is the risk that an issuer or other counterparty to an investment will not fulfill its obligations. The ratings of securities by nationally recognized rating agencies are designed to give an indication of credit risk. At year end, the District was not significantly exposed to credit risk.

##### ***Custodial Credit Risk***

Deposits are exposed to custodial credit risk if they are not covered by depository insurance and the deposits are uncollateralized, collateralized with securities held by the pledging financial institution, or collateralized with securities held by the pledging financial institution's trust department or agent but not in the District's name.

Investment securities are exposed to custodial credit risk if the securities are uninsured, are not registered in the name of the government, and are held by either the counterparty or the counterparty's trust department or agent but not in the District's name.

At year end, the District was not exposed to custodial credit risk.

##### ***Concentration of Credit Risk***

This risk is the risk of loss attributed to the magnitude of a government's investment in a single issuer. At year end, the District was not exposed to concentration of credit risk.

**Henderson Independent School District  
Notes to the Financial Statements (Continued)**

**Note C: DEPOSITS AND INVESTMENTS (Continued)**

***Interest Rate Risk***

This is the risk that changes in interest rates will adversely affect the fair value of an investment. At year end, the District was not exposed to interest rate risk.

***Foreign Currency Risk***

This is the risk that exchange rates will adversely affect the fair value of an investment. At year end, the District was not exposed to foreign currency risk.

**Investment Accounting Policy**

The District's general policy is to report money market investments and short-term participating interest-earning investment contracts at amortized cost and to report nonparticipating interest-earning investment contracts using a cost-based measure. However, if the fair value of an investment is significantly affected by the impairment of the credit standing of the issuer or by other factors, it is reported at fair value. All other investments are reported at fair value unless a legal contract exists which guarantees a higher value. The term "short-term" refers to investments which have a remaining term of one year or less at time of purchase. The term "nonparticipating" means that the investment's value does not vary with market interest rate changes. Nonnegotiable certificates of deposit are examples of nonparticipating interest-earning investment contracts.

**Note D: PROPERTY TAXES RECEIVABLE**

	DEBT		
	GENERAL	SERVICE	TOTAL
Property tax year 2024 (FY 2025)	\$ 366,841	\$ 49,624	\$ 416,465
Prior tax years	1,107,685	252,418	1,360,103
TOTAL	1,474,526	302,042	1,776,568
Less: Allowance for uncollectible taxes	(221,179)	(45,306)	(266,485)
NET TAXES RECEIVABLE	\$ 1,253,347	\$ 256,736	\$ 1,510,083

## Henderson Independent School District Notes to the Financial Statements (Continued)

### Note E: CAPITAL ASSETS

Capital asset activity for the year ended August 31, 2025, was as follows:

GOVERNMENTAL ACTIVITIES	BEGINNING BALANCES	INCREASES	DECREASES	TRANSFERS	ENDING BALANCES
Capital Assets Not Being Depreciated:					
Land and land improvements	\$ 734,889	\$ -	\$ -	\$ -	\$ 734,889
Construction in progress	38,078	12,372	-	(50,450)	-
TOTAL CAPITAL ASSETS NOT BEING DEPRECIATED	772,967	12,372	-	(50,450)	734,889
Capital Assets Being Depreciated:					
Buildings and improvements	101,014,232	177,196	-	50,450	101,241,878
Furniture and equipment	13,365,204	596,537	(255,734)	-	13,706,007
Right of use asset	88,978	-	-	-	88,978
TOTAL CAPITAL ASSETS BEING DEPRECIATED	114,468,414	773,733	(255,734)	50,450	115,036,863
Less Accumulated Depreciation and Amortization for:					
Buildings and improvements	(39,655,069)	(2,853,560)	-	-	(42,508,629)
Furniture and equipment	(10,654,477)	(535,657)	251,725	-	(10,938,409)
Right of use asset	(49,723)	(25,901)	-	-	(75,624)
TOTAL ACCUMULATED	(50,359,269)	(3,415,118)	251,725	-	(53,522,662)
TOTAL CAPITAL ASSETS, NET	64,109,145	(2,641,385)	(4,009)	50,450	61,514,201
GOVERNMENTAL ACTIVITIES CAPITAL ASSETS, NET	\$ 64,882,112	\$ (2,629,013)	\$ (4,009)	\$ -	\$ 62,249,090

Depreciation was charged to functions as follows:

Instruction	\$ 1,543,233
Instructional resources and media services	20,852
Curriculum and staff development	32,652
Instructional leadership	34,382
School leadership	150,469
Guidance, counseling, and evaluation services	106,769
Health services	34,511
Student transportation	396,053
Food services	176,133
Extracurricular activities	245,996
General administration	130,229
Plant maintenance and operations	345,630
Security and monitoring	54,890
Data processing services	102,480
Community service	40,839
	<u>\$ 3,415,118</u>

## Henderson Independent School District Notes to the Financial Statements (Continued)

### Note F: GOVERNMENTAL FUND BALANCES

Components of nonspendable fund balance and specific purposes for restricted and committed fund balances as of August 31, 2025 are as follows:

	GENERAL FUND	DEBT SERVICE FUND	OTHER FUNDS	TOTAL
Nonspendable:				
Inventories	\$ -	\$ -	\$ 254,652	\$ 254,652
Prepaid expenses	18,896	-	-	18,896
Restricted:				
Federal grant - Food service	-	-	1,556,885	1,556,885
Debt service	-	6,972,759	-	6,972,759
Other restrictions	-	-	399,137	399,137
Unassigned	18,265,125	-	-	18,265,125
	<u>\$ 18,284,021</u>	<u>\$ 6,972,759</u>	<u>\$ 2,210,674</u>	<u>\$ 27,467,454</u>

### Note G: INTERFUND BALANCES AND ACTIVITIES

#### Due To and From Other Funds

Balance due to and due from other funds at August 31, 2025, consisted of the following:

DUE TO FUND	DUE FROM FUND	AMOUNT	PURPOSE
General Fund	Other Governmental Fund	\$ 681,986	Short-term loans
General Fund	Child Nutrition Fund	212,866	Short-term loans
		<u>\$ 894,852</u>	

All amounts due are scheduled to be repaid within one year.

### Note H: LONG-TERM OBLIGATIONS

The District has entered into a continuing disclosure undertaking to provide Annual Reports and Material Event Notices to the State Information Depository of Texas, which is the Municipal Advisory Council. This information is required under SEC Rule 15c2-12 to enable investors to analyze the financial condition and operations of the District.

On September 12, 2013, the District issued \$20,510,000 of Unlimited Tax School Building Bonds and \$6,490,000 of Unlimited Tax Qualified School Construction Bonds for the construction, renovation, acquisition, and equipment of school buildings in the District. The bonds mature from February 15, 2014 through August 15, 2038 and bear interest from 3.45%-5.12%. Annual maturities range from \$550,000 to \$2,135,000.

On July 15, 2014, the District issued \$8,900,000 of Unlimited Tax Refunding Bond to advance refund the District's Series 2007 Unlimited Tax School Building Bonds. The bonds mature from August 15, 2015 through August 15, 2028 and bear interest from 2.0%-4.0%. Annual maturities range from \$10,000 to \$1,110,000.

## Henderson Independent School District Notes to the Financial Statements (Continued)

### Note H: LONG-TERM OBLIGATIONS (Continued)

On June 1, 2015, the District issued \$8,705,000 of Unlimited Tax Refunding Bonds to advance refund the District's Series 2006 Refunding Bonds and part of the Series 2007 Unlimited Tax School Building Bonds. The bonds mature from August 15, 2015 through August 31, 2028 and bear interest from 2.0%-4.0%. Annual maturities range from \$145,000 to \$935,000.

On November 12, 2020, the District issued \$14,784,919 in Unlimited Tax Refunding Bonds to advance refund the District's Series 2013, Unlimited Tax School Building Bonds. The bonds mature from August 15, 2021 to August 15, 2038 and bear interest from 0.75% to 2.3%. Annual maturities range from \$300,000 to \$2,045,000.

#### **Bonds Payable**

Bonds payable include debt and other long-term liabilities. Changes in long-term obligations for the year ended August 31, 2025, are as follows:

Governmental Activities:	BEGINNING			ENDING BALANCE	AMOUNTS DUE WITHIN ONE YEAR
	BALANCE	INCREASES	DECREASES		
Bonds					
2013 Unlimited Tax QSC Bonds	\$ 6,490,000	\$ -	\$ -	\$ 6,490,000	\$ -
2014 Refunding bonds	4,260,000	-	(1,010,000)	3,250,000	1,050,000
Add: Premium on issuance	296,391	-	(74,879)	221,512	-
2015 Refunding Bonds	3,590,000	-	(850,000)	2,740,000	885,000
Add: Premium on issuance	297,430	-	(75,142)	222,288	-
2020 Refunding Bonds	14,340,000	-	(850,000)	13,490,000	-
Add: Deferred gain on refunding	(1,422,267)	-	160,279	(1,261,988)	-
2020 Capital Appreciation Bond	41,923	-	(28,161)	13,762	13,762
2020 CAB - Accreted Interest	1,658,077	-	(821,839)	836,238	-
Leases	69,297	-	(62,203)	7,094	5,674
Accrued Compensated Absences*	191,451	18,593	-	210,044	210,044
<b>TOTAL GOVERNMENTAL ACTIVITIES</b>	<b>\$ 29,812,302</b>	<b>\$ 18,593</b>	<b>\$ (3,611,945)</b>	<b>\$ 26,218,950</b>	<b>\$ 2,164,480</b>

\*Restated for prior period adjustment

**Henderson Independent School District  
Notes to the Financial Statements (Continued)**

**Note H: LONG-TERM OBLIGATIONS (Continued)**

**Bond Debt Service Requirements**

Debt service requirements on bonds payable at August 31, are as follows:

YEAR ENDING AUGUST 31,	PRINCIPAL	INTEREST	TOTAL
2026	\$ 1,948,762	\$ 1,459,982	\$ 3,408,744
2027	2,860,000	466,344	3,326,344
2028	2,955,000	375,514	3,330,514
2029	1,835,000	281,374	2,116,374
2030	1,845,000	273,274	2,118,274
2031-2035	9,380,000	1,152,634	10,532,634
2036-2038	5,160,000	274,059	5,434,059
TOTALS	<u>\$ 25,983,762</u>	<u>\$ 4,283,181</u>	<u>\$ 30,266,943</u>

**Note I: LEASES**

The District has leases for office equipment on 5 year terms with interest rate of 0.56% to 1.09%.

	BEGINNING BALANCE	INCREASES	DECREASES	ENDING BALANCE	AMOUNT DUE WITHIN ONE YEAR
Leases payable	\$ 69,297	\$ -	\$ (62,203)	\$ 7,094	\$ 5,674

**Lease Debt Service Requirements**

Debt service requirement on lease payables at August 31, 2025, are as follows:

YEAR ENDING AUGUST 31,	PRINCIPAL	INTEREST	TOTAL
2026	\$ 5,674	\$ 18	\$ 5,692
2027	1,420	1	1,421
TOTALS	<u>\$ 7,094</u>	<u>\$ 19</u>	<u>\$ 7,113</u>

**Note J: RISK MANAGEMENT**

The District is exposed to various risks of loss related to torts, theft, damage or destruction of assets, errors and omissions, injuries to employees, and natural disasters. During fiscal year 2025, the District purchased commercial insurance to cover general liabilities. There were no significant reductions in coverage in the past fiscal year and there were no settlements exceeding insurance coverage for each of the past three fiscal years.

## Henderson Independent School District Notes to the Financial Statements (Continued)

### Note K: PENSION PLAN

#### Teacher Retirement System

##### Plan Description

The District participates in a cost-sharing multiple-employer defined benefit pension plan that has a special funding situation. The plan is administered by the Teacher Retirement System of Texas (TRS). It is a defined benefit pension plan established and administered in accordance with the Texas Constitution, Article XVI, Section 67 and Texas Government Code, Title 8, Subtitle C. The pension trust fund is a qualified pension trust under Section 401(a) of the Internal Revenue Code. The Texas Legislature establishes benefits and contribution rates within the guidelines of the Texas Constitution. The pension's Board of Trustees does not have the authority to establish or amend benefit terms.

All employees of public, state-supported educational institutions in Texas who are employed for one-half or more of the standard work load and who are not exempted from membership under Texas Government Code, Title 8, Section 822.002 are covered by the system.

##### *Pension Plan Fiduciary Net Position*

Detailed information about the Teacher Retirement System's fiduciary net position is available in a separately-issued Comprehensive Annual Financial Report that includes financial statements and required supplementary information. That report may be obtained on the Internet at <http://www.trs.state.tx.us/about/documents/cafr.2019>; by writing to TRS at 1000 Red River Street, Austin, TX, 78701-2698; or by calling (512) 542-6592.

##### *Benefits Provided*

TRS provides service and disability retirement, as well as death and survivor benefits, to eligible employees (and their beneficiaries) of public and higher education in Texas. The pension formula is calculated using 2.3 percent (multiplier) times the average of the five highest annual creditable salaries times years of credited service to arrive at the annual standard annuity except for members who are grandfathered, the three highest annual salaries are used. The normal service retirement is at age 65 with 5 years of credited service or when the sum of the member's age and years of credited service equals 80 or more years. Early retirement is at age 55 with 5 years of service credit or earlier than 55 with 30 years of service credit. There are additional provisions for early retirement if the sum of the member's age and years of service credit total at least 80, but the member is less than age 60 or 62 depending on date of employment, or if the member was grandfathered in under a previous rule. There are no automatic post-employment benefit changes; including automatic COLAs. Ad hoc post-employment benefit changes, including ad hoc COLAs can be granted by the Texas Legislature as noted in the Plan description in (A) above.

## Henderson Independent School District Notes to the Financial Statements (Continued)

### Note K: PENSION PLAN (Continued)

#### Contributions

Contribution requirements are established or amended pursuant to Article 16, section 67 of the Texas Constitution which requires the Texas legislature to establish a member contribution rate of not less than 6% of the member's annual compensation and a state contribution rate of not less than 6% and not more than 10% of the aggregate annual compensation paid to members of the system during the fiscal year. Texas Government Code section 821.006 prohibits benefit improvements, if as a result of the particular action, the time required to amortize TRS' unfunded actuarial liabilities would be increased to a period that exceeds 31 years, or, if the amortization period already exceeds 31 years, the period would be increased by such action.

Employee contribution rates are set in state statute, Texas Government Code 825.402. Senate Bill 1458 of the 83<sup>rd</sup> Texas Legislature amended Texas Government Code 825.402 for member contributions and established employee contribution rates. The 85<sup>th</sup> Texas Legislature, General Appropriations Act (GAA) established the employer contribution rates for fiscal years 2024 and 2025.

	CONTRIBUTION RATES	
	2024	2025
Member	8.25%	8.25%
Non-Employer Contributing Entity (State)	8.25%	8.25%
Employers	8.25%	8.25%
Employer Contributions	\$ 587,542	
Member Contributions	\$ 2,164,914	
NECE On-behalf Contributions	\$ 1,496,901	

Contributors to the plan include members, employers and the State of Texas as the only non-employer contributing entity. The State is the employer for senior colleges, medical schools and state agencies including TRS. In each respective role, the State contributes to the plan in accordance with state statutes and the General Appropriations Act (GAA).

As the non-employer contributing entity for public education and junior colleges, the State of Texas contributes to the retirement system an amount equal to the current employer contribution rate times the aggregate annual compensation of all participating members of the pension trust fund during that fiscal year reduced by the amounts described below which are paid by the employers. Employers (public school, junior college, other entities or the State of Texas as the employer for senior universities and medical schools) are required to pay the employer contribution rate in the following instances:

- On the portion of the member's salary that exceeds the statutory minimum for members entitled to the statutory minimum under Section 21.402 of the Texas Education Code.
- During a new member's first 90 days of employment.
- When any part or all of an employee's salary is paid by federal funding sources, a privately sponsored source, from non-educational and general, or local funds.
- When the employing district is a public junior college or junior college district, the employer shall contribute to the retirement system an amount equal to 50% of the state contribution rate for certain instructional or administrative employees; and 100% of the state contribution rate for all other employees.

## Henderson Independent School District Notes to the Financial Statements (Continued)

### Note K: PENSION PLAN (Continued)

In addition to the employer contributions listed above, there are two additional surcharges an employer is subject to.

- When employing a retiree of the Teacher Retirement System, the employer shall pay both the member contribution and the state contribution as an employment after retirement surcharge.
- When a school district or charter school does not contribute to the Federal Old-Age, Survivors and Disability Insurance (OASDI) Program for certain employees, they must contribute 1.5% of the state contribution rate for certain instructional or administrative employees; and 100% of the state contribution rate for all other employees.

#### **Actuarial Assumptions**

The total pension liability in the August 31, 2024 actuarial valuation was determined using the following actuarial assumptions:

Valuation Date	August 31, 2024
Actuarial Cost Method	Individual Entry Age Normal
Asset Valuation Method	Market Value
Single Discount Rate	7.00%
Long-term Expected Investment Rate of Return	7.00%
Inflation	2.30%
Salary Increases	2.95% to 5.95% including inflation
Benefit Changes During the Year	None
Ad Hoc Post-Employment Benefit Changes	None

## Henderson Independent School District Notes to the Financial Statements (Continued)

### Note K: PENSION PLAN (Continued)

#### Discount Rate

The single discount rate used to measure the total pension liability was 7.00%. The single discount rate was based on the expected rate of return on pension plan investments of 7.00 percent and a municipal bond rate of 3.19 percent. The projection of cash flows used to determine the discount rate assumed that contributions from plan members and those of the contributing employers and the non-employer contributing entity are made at the statutorily required rates. Based on those assumptions, the pension plan's fiduciary net position was sufficient to finance the benefit payments until the year 2069. As a result, the long-term expected rate of return on pension plan investments was applied to projected benefit payments through the year 2069, and the municipal bond rate was applied to all benefit payments after that date. The long-term expected rate of return on pension plan investments was determined using a building-block method in which best-estimates ranges of expected future real rates of return (expected returns, net of pension plan investment expense and inflation) are developed for each major asset class. These ranges are combined to produce the long-term expected rate of return by weighting the expected future real rates of return by the target asset allocation percentage and by adding expected inflation. Best estimates of arithmetic real rates of return for each major asset class included in the Systems target asset allocation as of August 31, 2025 are summarized below:

ASSET CLASS	TARGET** ALLOCATION	LONG-TERM EXPECTED GEOMETRIC REAL RATE OF RETURN***	EXPECTED CONTRIBUTION TO LONG-TERM PORTFOLIO RETURNS	
Global Equity	U.S.A.	18%	4.0%	1.0%
	Non-U.S. Developed	13%	4.5%	0.9%
	Emerging Markets	9%	4.8%	0.7%
	Private Equity*	14%	7.0%	1.5%
Stable Value	Government Bonds	16%	2.5%	0.5%
	Absolute Return*	- %	3.6%	- %
	Stable Value Hedge Funds	5%	4.1%	0.2%
Real Return	Real Estate	15%	4.9%	1.1%
	Energy, Natural Resources, and Infrastructure	6%	4.8%	0.4%
	Commodities	- %	4.4%	- %
Risk Parity	Risk Parity	8%	4.5%	0.4%
Asset Allocation Leverage	Cash	2%	3.7%	- %
	Asset Allocation Leverage	(6)%	4.4%	(0.1)%
	Inflation Expectation			2.3%
	Volatility Drag****			(0.9)%
Expected Return	<u>100%</u>			<u>8.0%</u>

\* Absolute Return includes Credit Sensitive Investments.

\*\* Target allocations are based on the FY2024 policy model.

\*\*\* Capital Market Assumptions come from Aon Hewitt (as of 08/31/2024).

\*\*\*\* The volatility drag results from the conversion between arithmetic and geometric mean returns.

For the fiscal year ended August 31, 2024, the annual money-weighted rate of return on pension plan investments was 7.00 percent. The annual money-weighted rate of return expresses investment performance, net of investment expense, adjusted for the changing amounts actually invested.

## Henderson Independent School District Notes to the Financial Statements (Continued)

### Note K: PENSION PLAN (Continued)

#### Discount Rate Sensitivity Analysis

The following schedule shows the impact of the Net Pension Liability if the discount rate used was 1% less than and 1% greater than the discount rate that was used 7.00% in measuring the Net Pension Liability.

	1% DECREASE IN DISCOUNT RATE (6.00%)	DISCOUNT RATE (7.00%)	1% INCREASE IN DISCOUNT RATE (8.00%)
District proportionate share of the net pension liability	\$ 18,047,339	\$ 11,298,983	\$ 5,707,491

#### Pension Liabilities, Pension Expense, and Deferred Outflows of Resources and Deferred Inflows of Resources Related to Pensions

At August 31, 2025, the District reported a liability of \$11,298,983 for its proportionate share of the TRS's net pension liability. This liability reflects a reduction for State pension support provided to the District. The amount recognized by the District as its proportionate share of the net pension liability, the related State support, and the total portion of the net pension liability that was associated with the District were as follows:

District's proportionate share of the collective net pension liability	\$ 11,298,983
State's proportionate share that is associated with the District	16,225,596
TOTAL	\$ 27,524,579

The net pension liability was measured as of August 31, 2024 and the total pension liability used to calculate the net pension liability was determined by an actuarial valuation as of that date. The District's proportion of the net pension liability was based on the District's contributions to the pension plan relative to the contributions of all employers to the plan for the period September 1, 2023 thru August 31, 2024.

At August 31, 2024 the District's proportion of the collective net pension liability was 0.0185% which was a decrease of .0007% from its proportion measured as of August 31, 2023.

**Changes Since the Prior Actuarial Valuation** - The following changes to the actuarial assumptions or other inputs that affected measurement of the total pension liability since the prior measurement period.

The total pension liability as of August 31, 2024 was developed using a roll-forward method from the August 31, 2023 valuation.

Demographic assumptions including post-retirement mortality, termination rates, and rates of retirement were updated based on the experience study performed for TRS for the period ending August 31, 2024.

Economic assumptions including rates of salary increase for individual participants was updated based on the same experience study.

The discount rate was unchanged to 7.00 percent as of August 31, 2024.

For the year ended August 31, 2025, the District recognized pension expense of \$1,939,230 and revenue of \$1,939,230 for support provided by the State.

## Henderson Independent School District Notes to the Financial Statements (Continued)

### Note K: PENSION PLAN (Continued)

At August 31, 2025, the District reported its proportionate share of the TRS's deferred outflows of resources and deferred inflows of resources related to pensions from the following sources: (The amounts shown below will be the cumulative layers from the current and prior years combined.)

	DEFERRED OUTFLOWS OF RESOURCES	DEFERRED INFLOWS OF RESOURCES
Differences between expected and actual economic experience	\$ 622,785	\$ 88,217
Changes in actuarial assumptions	583,391	78,213
Difference between projected and actual investment earnings	2,712,968	2,644,285
Changes in proportion and difference between the employer's contributions and the proportionate share of contributions	1,220,503	315,174
Contributions paid to TRS subsequent to the measurement date	587,542	-
TOTAL	\$ 5,727,189	\$ 3,125,889

The net amounts of the District's balances of deferred outflows and inflows of resources related to pensions will be recognized in pension expense as follows:

YEAR ENDED AUGUST 31,	PENSION EXPENSE AMOUNT
2026	\$ 365,384
2027	\$ 1,527,506
2028	\$ 348,205
2029	\$ (225,949)
2030	\$ (1,388)
Thereafter	\$ -

### Note L: DEFINED OTHER POST-EMPLOYMENT BENEFIT PLANS

#### Plan Description

The District participates in the Texas Public School Retired Employees Group Insurance Program (TRS-Care). It is a multiple-employer, cost-sharing defined Other Post-Employment Benefit (OPEB) plan that has a special funding situation. The plan is administered through a trust by the Teacher Retirement System of Texas (TRS) Board of Trustees. It is established and administered in accordance with the Texas Insurance Code, Chapter 1575.

#### OPEB Plan Fiduciary Net Position

Detail information about the TRS-Care's fiduciary net position is available in the separately-issued TRS Comprehensive Annual Financial Report that includes financial statements and required supplementary information. That report may be obtained on the Internet at <http://www.trs.state.tx.us/about/documents/cafr.2019>; by writing to TRS at 1000 Red River Street, Austin, Texas 78701-2698; or by calling 512.542.6592.

## Henderson Independent School District Notes to the Financial Statements (Continued)

### Note L: DEFINED OTHER POST-EMPLOYMENT BENEFIT PLANS (Continued)

#### Benefits Provided

TRS-Care provides a basic health insurance coverage (TRS-Care 1), at no cost to all retirees from public schools, charter schools, regional education service centers and other educational districts who are members of the TRS pension plan. Optional dependent coverage is available for an additional fee.

Eligible retirees and their dependents not enrolled in Medicare may pay premiums to participate in one of two optional insurance plans with more comprehensive benefits (TRS-Care 2 and TRS-Care 3). Eligible retirees and dependents enrolled in Medicare may elect to participate in one of the two Medicare health plans for an additional fee. To qualify for TRS-Care coverage, a retiree must have at least 10 years of service credit in the TRS pension system. The Board of Trustees is granted the authority to establish basic and optional group insurance coverage for participants as well as to amend benefit terms as needed under Chapter 1575.052. There are no automatic post-employment benefit changes; including automatic COLAs.

The premium rates for the optional health insurance are based on years of service of the member. The schedule below shows the monthly rates for a retiree with and without Medicare coverage.

<b>TRS-Care Plan Premium Rates</b>		
January 1, 2024 - December 31, 2024		
	<b>Medicare</b>	<b>Non-Medicare</b>
Retiree*	\$ 135	\$ 200
Retiree and Spouse	\$ 529	\$ 689
Retiree* and Children	\$ 468	\$ 408
Retiree and Family	\$ 1,020	\$ 999

\* or surviving spouse

#### Contributions

Contribution rates for the TRS-Care plan are established in state statute by the Texas Legislature, and there is no continuing obligation to provide benefits beyond each fiscal year. The TRS-Care plan is currently funded on a pay-as-you-go basis and is subject to change based on available funding. Funding for TRS-Care is provided by retiree premium contributions and contributions from the state, active employees, and school districts based upon public school district payroll. The TRS Board of trustees does not have the authority to set or amend contribution rates.

Texas Insurance Code, section 1575.202 establishes the state's contribution rate which is 1.25% of the employee's salary. Section 1575.203 establishes the active employee's rate which is 0.75% of pay. Section 1575.204 establishes an employer contribution rate of not less than 0.25% or not more than 0.75% of the salary of each active employee of the public. The actual employer contribution rate is prescribed by the Legislature in the General Appropriations Act. The following table shows contributions to the TRS-Care plan by type of contributor.

## Henderson Independent School District Notes to the Financial Statements (Continued)

### Note L: DEFINED OTHER POST-EMPLOYMENT BENEFIT PLANS (Continued)

	CONTRIBUTION RATES	
	2024	2025
Member	0.65%	0.65%
Non-Employer Contributing Entity (State)	1.25%	1.25%
Employers	0.75%	0.75%
Federal/Private Funding Remitted by Employers	1.25%	1.25%
Employer Contributions	\$ 222,299	
Member Contributions	\$ 170,570	
NECE On-behalf Contributions	\$ 289,082	

In addition to the employer contributions listed above, there is an additional surcharge all TRS employers are subject to (*regardless of whether or not they participate in the TRS Care OPEB program*). When employers hire a TRS retiree, they are required to pay to TRS Care, a monthly surcharge of \$535 per retiree.

#### Actuarial Assumptions

The total OPEB liability in the August 31, 2024 actuarial valuation was determined using the following actuarial assumptions:

#### Actuarial Methods and Assumptions:

<b>Valuation Date</b>	August 31, 2024
<b>Methods and Assumptions:</b>	
Actuarial Cost Method	Individual Entry Age Normal
Inflation	2.30%
Single Discount Rate	3.87% as of August 31, 2024
Demographic Assumptions	Based on the experience study performed for the Teachers Retirement System of Texas of the period ending August 31, 2019.
Mortality Assumption	The active mortality rates were based on 90% of the RP-2014 Employee Mortality Tables for males and females, with full generational mortality using Scale BB. The post-retirement mortality rates for healthy lives were based on the 2018 TRS of Texas Healthy Pensioner Mortality Tables, with full generational projection, the ultimate improvement rates from the most recently published projection scale ("U-MP").
Healthcare Trend Rates	Initial medical trend rates of 107.74% and 9.00% for Medicare retirees and initial medical trend rate of 6.75% for non-Medicare retirees. Initial prescription drug trend rate of 11.00% for all retirees. The first year medical trend for Medicare retirees (107.74%) reflects the anticipated return of the Health Insurer Fee (HIF) in 2020. Initial trend rates decrease to an ultimate trend rate of 4.50% over a period of 9 years.
Election Rates	Normal Retirement: 70% participation prior to age 65 and 75% participation after age 65
Aging Factors	Based on plan specific experience.
Expenses	Third party administrative expenses related to the delivery of health care benefits are included in the age-adjusted claims costs.

## Henderson Independent School District Notes to the Financial Statements (Continued)

### Note L: DEFINED OTHER POST-EMPLOYMENT BENEFIT PLANS (Continued)

The following assumptions and other inputs used for members of TRS-Care are identical to the assumptions used in the August 31, 2024 TRS pension actuarial valuation:

Rates of Mortality	General Inflation
Rates of Retirement	Wage Inflation
Rate of Termination	Expected Payroll Growth
Rates of Disability Incidence	

#### Discount Rate

A single discount rate of 3.87% was used to measure the total OPEB liability. There was a decrease of 0.26% in the discount rate since the previous year. Because the plan is essentially a "pay-as-you-go" plan, the single discount rate is equal to the prevailing municipal bond rate. The projection of cash flows used to determine the discount rate assumed that contributions from active members and those of the contributing employers and the non-employer contributing entity are made at the statutorily required rates. Based on those assumptions, the OPEB plan's fiduciary net position was projected to *not be able to* make all future benefit payments of current plan members. Therefore, the municipal bond rate was applied to all periods of projected benefit payments to determine the total OPEB liability.

#### Discount Rate Sensitivity Analysis

The following schedule shows the impact of the Net OPEB Liability if the discount rate used was 1% less than and 1% greater than the discount rate that was used (3.87%) in measuring the Net OPEB Liability.

	1% DECREASE IN DISCOUNT RATE (2.87%)	DISCOUNT RATE (3.87%)	1% INCREASE IN DISCOUNT RATE (4.87%)
District proportionate share of the net OPEB liability	\$ 9,158,745	\$ 7,709,078	\$ 6,537,725

#### OPEB Liabilities, OPEB Expense, and Deferred Outflows/Inflows of Resources Related to OPEB

At August 31, 2025, the District reported a liability of \$7,709,087 for its proportionate share of the TRS's Net OPEB Liability. This liability reflects a reduction for State OPEB support provide to the District. The amount recognized by the District as its proportionate share of the net OPEB liability, the related State support, and the total portion of the net OPEB liability that was associated with the District were as follows:

District's proportionate share of the collective net OPEB liability	\$ 7,709,078
State's proportionate share that is associated with the District	9,659,370
TOTAL	\$ 17,368,448

The Net OPEB Liability was measured as of August 31, 2024 and the Total OPEB Liability used to calculate the Net OPEB Liability was determined by an actuarial valuation as of that date. The employer's proportion of the Net OPEB Liability was based on the employer's contributions to the OPEB plan relative to the contributions of all employers to the plan for the period September 1, 2023 thru August 31, 2024.

## Henderson Independent School District Notes to the Financial Statements (Continued)

### Note L: DEFINED OTHER POST-EMPLOYMENT BENEFIT PLANS (Continued)

#### OPEB Liabilities, OPEB Expense, and Deferred Outflows/Inflows of Resources Related to OPEB (continued)

At August 31, 2024, the employer's proportion of the collective Net OPEB Liability was 0.025399% which was a decrease of 0.001182% from August 31, 2023.

The following schedule shows the impact of the Net OPEB Liability if a healthcare trend rate that is 1% less than and 1% greater than the assumed 4.25% rate is used.

	1% DECREASE IN DISCOUNT RATE (3.25%)	DISCOUNT RATE (4.25%)	1% INCREASE IN DISCOUNT RATE (5.25%)
District proportionate share of the net OPEB liability	\$ 6,277,900	\$ 7,709,078	\$ 9,574,046

**Changes Since the Prior Actuarial Valuation** - The following were changes to the actuarial assumptions or other inputs that affected measurement of the Total OPEB liability since the prior measurement period:

The following assumptions and other inputs which are specific to TRS-Care were updated from the prior year's report:

1. Adjustments were made for retirees that were known to have discontinued their health care coverage in fiscal year 2024. This change increased the Total OPEB Liability.
2. The health care trend rate assumption was updated to reflect the anticipated return of the Health Insurer Fee (HIF) in 2024. This change increased the Total OPEB Liability.
3. Demographic and economic assumptions were updated based on the experience study performed for TRS for the period ending August 31, 2024. This change increased the Total OPEB Liability.
4. The discount rate was changed from 4.13% as of August 31, 2023 to 3.87% as of August 31, 2024. This change lowered the Total OPEB Liability.

There were no changes of benefit terms that affected measurement of the Total OPEB liability during the measurement period.

For the year ended August 31, 2025, the District recognized OPEB expense of \$1,255,540 and revenue of \$1,225,540 for support provided by the State.

## Henderson Independent School District Notes to the Financial Statements (Continued)

### Note L: DEFINED OTHER POST-EMPLOYMENT BENEFIT PLANS (Continued)

At August 31, 2025, the District reported its proportionate share of the TRS's deferred outflows of resources and deferred inflows of resources related to other post-employment benefits from the following resources:

	DEFERRED OUTFLOWS OF RESOURCES	DEFERRED INFLOWS OF RESOURCES
Differences between expected and actual economic experience	\$ 1,477,571	\$ 3,847,248
Changes in actuarial assumptions	986,671	2,515,383
Difference between projected and actual investment earnings	7,394	28,982
Changes in proportion and difference between the employer's contributions and the proportionate share of contributions	1,163,925	777,234
Contributions paid to TRS subsequent to the measurement date	222,299	-
TOTAL	\$ 3,857,860	\$ 7,168,847

The net amounts of the employer's balances of deferred outflows and inflows of resources related to OPEB will be recognized in OPEB expense as follows:

YEAR ENDED AUGUST 31,	PENSION EXPENSE AMOUNT
2026	\$ (1,073,361)
2027	\$ (724,206)
2028	\$ (724,018)
2029	\$ (627,169)
2030	\$ (318,680)
Thereafter	\$ (65,852)

The Medicare Modernization Act of 2003 (MMA) created an outpatient prescription drug benefit program (known as Medicare Part D) and a Retiree Drug Subsidy (RDS) program which were made available in 2006. The Texas Public School Retired Employee Group Insurance Program (TRS-Care) is offering a Medicare Part D Plan and is participating in the Retiree Drug Subsidy plan for eligible TRS-Care participants. Under Medicare Part D and the RDS program, TRS-Care received payments from the federal government to offset certain prescription drug expenditures for eligible TRS-Care participants. On-behalf payments must be recognized as equal revenues and expenditures/expenses by each reporting entity. The allocation of these on-behalf payments is based on the ratio of a reporting entity's covered payroll to the entire covered payroll reported by all participating reporting entities. TRS based this allocation percentage on the "completed" report submissions by reporting entities for the month of May. For the fiscal years ended August 31, 2025, 2024 and 2023, the subsidy payments received by TRS-Care on behalf of the District were \$183,658, \$140,254 and \$140,567, respectively.

### Note M: EMPLOYEE HEALTH CARE COVERAGE

During the year ended August 31, 2025, employees of the district were covered by TRS Active Care, a health insurance plan provided through the Teacher Retirement System of Texas. The District contributed \$250 and the State contributed \$75 per employee per month per participating employee to the plan. Employees, at their option, authorized payroll withholdings to pay the balance of the premiums for themselves and their dependents.

## Henderson Independent School District Notes to the Financial Statements (Continued)

### **Note N: COMMITMENTS AND CONTINGENCIES**

#### **Contingencies**

The District participates in grant programs which are governed by various rules and regulations of the grantor agencies. Costs charged to the respective grant programs are subject to audit and adjustment by the grantor agencies; therefore, to the extent that the District has not complied with the rules and regulations governing the grants, refunds of any money received may be required and the collectability of any related receivable may be impaired. In the opinion of the District, there are no significant contingent liabilities relating to compliance with the rules and regulations governing the respective grants; therefore, no provision has been recorded in the accompanying basic financial statements for such contingencies.

#### **Litigation**

No reportable litigation was pending against the District at August 31, 2025.

### **Note O: SHARED SERVICES ARRANGEMENTS**

#### ***Shared Services Arrangement – Membership***

The District participates in a shared services arrangement ("SSA") for deaf services with 22 other school districts.

The District does not account for revenues or expenditures in this program and does not disclose them in these financial statements. The District neither has a joint ownership interest in fixed assets purchased by the fiscal agent, Nacogdoches Independent School District, nor does the District have a net equity interest in the fiscal agent. The fiscal agent is neither accumulating significant financial resources nor fiscal exigencies that would give rise to a future additional benefit or burden to the District. The fiscal agent manager is responsible for all financial activities of the SSA.

### **Note P: SUBSEQUENT EVENTS**

Management has evaluated subsequent events through \_\_\_\_\_, the date the financial statements were available to be issued.

### **Note Q: PRIOR PERIOD ADJUSTMENT**

The District implemented GASB 101, "Accrued Compensated Absences", which required a prior period adjustment on the statement of activities of \$191,451.

## Henderson Independent School District General Fund Budgetary Comparison Schedule Exhibit G-1

Data Control Codes	Original Budget	Final Budget	Actual	Variance with Final Budget Positive (Negative)
<b>REVENUES:</b>				
5700	\$ 15,111,710	\$ 15,111,710	\$ 15,418,646	\$ 306,936
5800	22,286,162	22,286,162	22,106,213	(179,949)
5900	310,000	310,000	287,066	(22,934)
5020	<u>37,707,872</u>	<u>37,707,872</u>	<u>37,811,925</u>	<u>104,053</u>
<b>EXPENDITURES:</b>				
Current:				
0011	20,695,469	20,760,572	20,373,086	387,486
0012	312,137	309,582	274,080	35,502
0013	503,344	474,009	444,631	29,378
0021	490,811	490,171	468,195	21,976
0023	2,139,564	2,079,187	2,048,973	30,214
0031	1,497,190	1,467,983	1,453,899	14,084
0032	2,344	14,844	11,536	3,308
0033	482,953	477,953	469,951	8,002
0034	2,224,868	2,209,868	2,154,841	55,027
0036	2,361,734	2,311,195	2,280,667	30,528
0041	1,957,882	1,732,882	1,696,594	36,288
0051	3,717,182	4,466,032	4,263,231	202,801
0052	836,429	759,929	682,995	76,934
0053	958,288	906,788	850,196	56,592
0061	21,219	22,919	21,147	1,772
0071	66,500	66,500	64,692	1,808
0093	35,000	27,500	22,973	4,527
0099	422,000	372,000	360,632	11,368
6030	<u>38,724,914</u>	<u>38,949,914</u>	<u>37,942,319</u>	<u>1,007,595</u>
1200	(1,017,042)	(1,242,042)	(130,394)	1,111,648
0100	18,411,415	18,411,415	18,411,415	-
3000	<u>\$ 17,394,373</u>	<u>\$ 17,169,373</u>	<u>\$ 18,281,021</u>	<u>\$ 1,111,648</u>

*See independent auditor's report.*

**Henderson Independent School District  
Schedule of the District's Proportionate Share of the Net Pension Liability  
Teacher Retirement System Last Ten Fiscal Years  
Exhibit G-2**

	2024	2023	2022	2021	2020	2019	2018	2017	2016	2015
District's proportion of the NPL	0.0185%	0.0168%	0.0168%	0.0153%	0.0143%	0.0138%	0.0152%	0.0156%	0.0166%	0.0101%
District's proportionate share of the NPL	\$ 11,298,983	\$ 9,997,645	\$ 9,997,645	\$ 3,902,634	\$ 7,648,288	\$ 7,171,672	\$ 8,389,691	\$ 4,991,279	\$ 6,291,363	\$ 6,196,763
State share of the NPL associated with the district	16,225,596	16,707,815	16,707,815	7,939,252	16,065,565	15,587,831	15,821,931	9,687,969	4,252,828	4,205,224
TOTAL	<u>\$ 27,524,579</u>	<u>\$ 26,705,460</u>	<u>\$ 26,705,460</u>	<u>\$ 11,841,886</u>	<u>\$ 23,713,853</u>	<u>\$ 22,759,503</u>	<u>\$ 24,211,622</u>	<u>\$ 14,679,248</u>	<u>\$ 10,544,191</u>	<u>\$ 10,401,987</u>
District's covered-employee payroll	\$ 25,962,379	\$ 25,962,379	\$ 22,983,443	\$ 22,119,437	\$ 20,593,387	\$ 19,245,580	\$ 18,426,461	\$ 18,315,360	\$ 18,229,214	\$ 17,822,154
Proportionate share/covered payroll	43.52%	38.51%	43.50%	17.64%	37.14%	37.26%	45.53%	27.25%	34.51%	37.77%
Plan fiduciary net position/total pension liability	77.51%	75.62%	75.62%	88.79%	75.54%	75.24%	73.74%	82.17%	78.00%	78.40%

*See independent auditor's report.*

**Henderson Independent School District**  
**Schedule of the District Contributions**  
**Teacher Retirement System**  
**Last Ten Fiscal Years**  
**Exhibit G-3**

	2025	2024	2023	2022	2021	2020	2019	2018	2017	2016
Contractually required contribution	\$ 587,542	\$ 594,583	\$ 594,583	\$ 443,213	\$ 635,005	\$ 589,182	\$ 479,407	\$ 511,078	\$ 510,622	\$ 530,029
Contributions to required contribution	(587,542)	(594,583)	(594,583)	(443,213)	(635,005)	(589,182)	(479,407)	(511,078)	(510,622)	(530,029)
<b>CONTRIBUTION DEFICIENCY (EXCESS)</b>	<b>\$ -</b>	<b>\$ -</b>	<b>\$ -</b>	<b>\$ -</b>	<b>\$ -</b>	<b>\$ -</b>	<b>\$ -</b>	<b>\$ -</b>	<b>\$ -</b>	<b>\$ -</b>
District's covered-employee payroll	\$ 26,230,606	\$ 25,962,379	\$ 25,962,379	\$ 22,983,443	\$ 22,119,437	\$ 20,593,387	\$ 19,245,580	\$ 18,426,461	\$ 18,315,360	\$ 18,229,214
Contributions to covered payroll	2.24%	2.29%	2.29%	1.93%	2.87%	2.86%	2.49%	2.77%	2.79%	2.91%

*See independent auditor's report.*

**Henderson Independent School District  
Schedule of the District's Proportionate Share of OPEB Liability  
and District OPEB Contributions  
Last Ten Fiscal Years\*  
Exhibit G-4**

<b>District's Proportionate Share of Liability</b>	2024	2023	2022	2021	2020	2019	2018	2017
District's proportion of the OPEBL	0.025399%	0.0266%	0.0254%	0.025033%	0.0242%	0.0242%	0.0233%	0.0249%
District's proportionate share of the OPEBL	\$ 7,709,078	\$ 5,884,699	\$ 6,083,568	\$ 9,656,269	\$ 9,183,163	\$ 11,449,673	\$ 11,609,968	\$ 10,831,055
State share of the OPEBL associated with the district	9,659,370	7,100,793	7,420,997	12,937,248	12,339,969	15,214,054	15,112,029	13,729,697
TOTAL	<u>\$ 17,368,448</u>	<u>\$ 12,985,492</u>	<u>\$ 13,504,565</u>	<u>\$ 22,593,517</u>	<u>\$ 21,523,132</u>	<u>\$ 26,663,727</u>	<u>\$ 26,721,997</u>	<u>\$ 24,560,752</u>
District's covered-employee payroll	\$ 26,272,550	\$ 25,962,379	\$ 22,983,443	\$ 22,119,437	\$ 20,593,387	\$ 19,245,580	\$ 18,426,461	\$ 18,315,360
Proportionate share/covered payroll	29.34%	22.67%	26.47%	43.66%	44.59%	59.49%	63.01%	59.14%
Plan fiduciary net position/total OPEB liability	13.70%	14.94%	11.52%	6.18%	4.99%	2.66%	1.57%	0.91%

*See independent auditor's report.*

**Henderson Independent School District  
Schedule of the District's Proportionate Share of OPEB Liability  
and District OPEB Contributions  
Last Ten Fiscal Years\*  
Exhibit G-4 (Continued)**

<b>District Contributions</b>	2025	2024	2023	2022	2021	2020	2019	2018
Contractually required contribution	\$ 222,299	\$ 230,715	\$ 230,589	\$ 208,675	\$ 194,762	\$ 183,610	\$ 167,819	\$ 255,866
Contributions to required contribution	(222,299)	(230,715)	(230,589)	(208,675)	(194,762)	(183,610)	(167,819)	(255,866)
<b>CONTRIBUTION DEFICIENCY (EXCESS)</b>	<b>\$ -</b>	<b>\$ -</b>	<b>\$ -</b>	<b>\$ -</b>	<b>\$ -</b>	<b>\$ -</b>	<b>\$ -</b>	<b>\$ -</b>
District's covered-employee payroll	\$ 26,230,606	\$ 26,272,550	\$ 25,962,379	\$ 22,983,443	\$ 22,119,437	\$ 20,593,387	\$ 19,245,580	\$ 18,426,461
Contributions to covered payroll	0.85%	0.88%	0.89%	0.91%	0.88%	0.89%	0.87%	1.39%

\* This schedule is illustrating the requirement to show information for 10 years. However, until a full 10-year trend is compiled, this schedule provides the information only for those years for which information is available.

*See independent auditor's report.*

## Henderson Independent School District Notes to Required Supplementary Information

### **Budget**

The official budget was prepared for adoption for the General Fund, Debt Service Fund, and Child Nutrition Fund. The budget was prepared in accordance with accounting practices generally accepted in the United States of America. The following procedures are followed in establishing the budgetary data:

- a. Prior to August 21 of the preceding fiscal year, the District prepares a budget for the next succeeding fiscal year. The operating budget includes proposed expenditures and the means of financing them.
- b. A meeting of the Board is then called for the purpose of adopting the proposed budget after ten days' public notice of the meeting has been given.
- c. Prior to the beginning of the fiscal year, the budget is legally enacted through passage of a resolution by the Board.

Once a budget is approved, it can be amended at function and fund level only by approval of a majority of the members of the Board. Amendments are presented to the Board at its regular meetings.

Each amendment must have Board approval. Such amendments are made before the fact, are reflected in the official minutes of the Board and are not made after fiscal year end as required by law.

Each amendment is controlled by the budget coordinator at the revenue and expenditure function/object level. Budgeted amounts are as amended by the Board. All budget appropriations lapse at year end.

Encumbrances for goods or purchased services are documented by purchase orders or contracts. Under Texas law, appropriations lapse at August 31, and encumbrances outstanding at that time are to be either cancelled or appropriately provided for in the subsequent year's budget. There were no end-of-year outstanding encumbrances that were provided for in the subsequent year's budget.

### **Defined Benefit Pension Plan and Other Post-Employment Benefits (OPEB)**

#### *Changes of Benefit Terms and Changes of Assumptions*

See the financial statement notes for the changes in Pension and Other Post-Employment Benefits (OPEB).

## Henderson Independent School District Notes to Required Supplementary Information (Continued)

### GENERAL FUND

The General Fund is used to account for all financial transactions not properly included in other funds. The principal sources of revenues include local property taxes, state reimbursement for professional salaries and other operating expenditures, interest on fund investments, and indirect cost revenues from federal grants. Expenditures include all costs associated with the daily operations of the schools.

### SPECIAL REVENUE FUNDS

The Special Revenue Funds are used to account for federal, state and locally funded grants, as well as locally defined activity accounts, the grants are awarded to the District with the purpose of accomplishing specific educational tasks as defined in the individual grant awards. Fund numbers corresponding to the Combining Statements are included in the description below. Grants accounted for in the Special Revenue Funds include:

#### *Federal Programs*

- 211 - ESEA Title I, Part A, Improving Basic Programs - This federal program provides supplemental funding for resources to help schools with high concentrations of students from low-income families provide a high-quality education that will enable all children to meet the state's student performance standards.
- 216 - ESEA Title I - ARP - Federal program to provide supplemental ARP funds to the Title I program.
- 224 - IDEA, Part B, Formula - These federal funds are used to ensure that all students with disabilities have available a free, appropriate public education which includes special education and related services to meet their unique needs.
- 225 - IDEA, Part B, Preschool - This federal program is to provide an equitable education to all students with disabilities ages three through five.
- 240 - National School Lunch Program/School Breakfast Program - The goal of these federal programs, NSLP and SBP, is to safeguard the health and well-being of school children by establishing good eating habits through the availability of adequate food.
- 244 - Carl D. Perkins, Title I, Part C, Vocational Education Basic Grant - These federal funds provide career and technology education to develop new and/or improve career and technology education programs for paid and unpaid employment.
- 255 - ESEA, Title II, Part A, Teacher and Principal Training and Recruiting - These federal funds are used to increase student academic achievement through increasing the number of qualified teachers, assistant principals and principals.
- 263 - ESEA, Title III, Part A, English Language Acquisition and Language Enhancement - These federal funds are used to increase the English proficiency of limited English proficient children by providing high-quality language instruction educational programs that are based on scientific research demonstrating the effectiveness of the programs in increasing English proficiency, and student academic achievement in the core academic subjects.

## Henderson Independent School District Notes to Required Supplementary Information (Continued)

### ***Federal Programs (continued)***

- 270 – Title V, Part B - This federal program is for COVID support.
- 279 - ESSER III - TCLAS Grant - This federal program is for COVID support.
- 282 - ESSER III Grant - This federal fund is a program to assist COVID issues at the district.
- 288 - ESEA, Title IV, Part A - This federal fund is a program to support rural school districts.
- 289 - Title IV, Part A - Summer School - This program is for summer instruction.
- 397 - Advanced Placement Grant- This program is for student advanced placement instruction.

### ***State Programs***

- 410 - Instructional Materials Allotment - These state funds are awarded to school districts for the purchase of instructional materials, technological equipment and technology-related services.
- 425 - SAFE Grant - State program to improve safety on campus.
- 427 - Strong Foundations Grant - State program to improve instructional curriculum and provide staff development.
- 428 - Dyslexia Grant - State program to assist with dyslexia instruction and training.
- 429 - Read to Succeed - These state funds are to improve student reading performance.

### ***Local Programs***

- 461-488 - Campus and Athletic Activity Funds - These Special Revenue Funds are used to account for activity based revenues that are restricted for use on individual campuses and departments where collected.
- 492 - Head Start Program - This program helps address the educational, health, social and psychological needs of disadvantaged preschool children ages 3 through 5 years.

### **DEBT SERVICE FUND**

The Debt Service Fund accounts for the resources accumulated and payments made for principal and interest on long-term general obligation debt of governmental funds.

### **CAPITAL PROJECTS FUND**

The Capital Projects Fund is used to account for the acquisition and construction of major capital facilities other than those financed by proprietary funds and trust funds.

**Henderson Independent School District  
Notes to Required Supplementary Information (Continued)**

**FIDUCIARY FUNDS**

***Private Purpose Trust Funds***

The District maintains three (3) Private Purpose Trust Funds which were established by donors. The funds are utilized to account for the proceeds of additional donations and investment earnings. The funds are utilized solely for the payment of scholarships to graduating seniors from the District.

***Custodial Funds***

The District's Agency Funds account for resources held in a custodial capacity by the District, consisting only of funds that are the property of students.

PRELIMINARY DRAFT  
FOR DISCUSSION  
PURPOSES ONLY

**Henderson Independent School District  
Combining Balance Sheet Nonmajor Special Revenue Funds  
Exhibit H-1**

Data Control Codes	211	216	224	225	244	255	263	270	288
	ESEA Title I Improving Basic Skills	ESEA Title I ARP	IDEA B Formula	IDEA B Preschool Grant	Career and Tech Basic Grant	ESEA Title II, Training and Recruiting	English Language Acquisition and Enhancement	ESSER III TCLAS	Title IV Part A Grant
<b>ASSETS:</b>									
1110	Cash and Cash Equivalent	\$ -	\$ -	\$ -	\$ -	\$ -	\$ -	\$ -	\$ -
1240	Due from Other Government	324,628	30,043	108,918	2,880	-	31,040	14,293	25,156
1000	Total Assets	<u>\$ 324,628</u>	<u>\$ 30,043</u>	<u>\$ 108,918</u>	<u>\$ 2,880</u>	<u>\$ -</u>	<u>\$ 31,040</u>	<u>\$ 14,293</u>	<u>\$ 25,156</u>
<b>LIABILITIES:</b>									
<b>Current Liabilities:</b>									
2110	Accounts Payable	\$ 465	\$ -	\$ -	\$ -	\$ -	\$ -	\$ 1,060	\$ -
2160	Accrued Wages Payable	70,205	-	38,240	2,880	-	2,719	-	2,063
2170	Due to Other Fund	253,958	30,043	70,678	-	-	28,321	11,738	23,093
2000	Total Liabilities	<u>324,628</u>	<u>30,043</u>	<u>108,918</u>	<u>2,880</u>	<u>-</u>	<u>31,040</u>	<u>14,293</u>	<u>25,156</u>
<b>Deferred Inflow</b>									
2600	Deferred Revenue	-	-	-	-	-	-	-	-
2600	Total Deferred Inflow	<u>-</u>	<u>-</u>	<u>-</u>	<u>-</u>	<u>-</u>	<u>-</u>	<u>-</u>	<u>-</u>
<b>FUND BALANCES:</b>									
3490	Other Restriction of Fund Balance	-	-	-	-	-	-	-	-
3000	Total Fund Balance	<u>-</u>	<u>-</u>	<u>-</u>	<u>-</u>	<u>-</u>	<u>-</u>	<u>-</u>	<u>-</u>
4000	Total Liabilities and Fund Balances	<u>\$ 324,628</u>	<u>\$ 30,043</u>	<u>\$ 108,918</u>	<u>\$ 2,880</u>	<u>\$ -</u>	<u>\$ 31,040</u>	<u>\$ 14,293</u>	<u>\$ 25,156</u>

*See independent auditor's report.*

**Henderson Independent School District  
Combining Balance Sheet Nonmajor Special Revenue Funds  
Exhibit H-1 (Continued)**

Data Control Codes	289	385	410	425	429	461	481	482	483	
	Title IV Part A Summer School		Textbook Fund	Safe Grant	Read to Succeed Grant Fund	Campus Activity Fund	HHS Activity Fund	HMS Activity Fund	NIS Activity Fund	
<b>ASSETS:</b>										
1110	Cash and Cash Equivalent	\$ -	\$ -	\$ 1,080	\$ -	\$ -	\$ 11,199	\$ 176,466	\$ 147,488	\$ 39,701
1240	Due from Other Government	-	-	-	87,527	78,099	-	-	-	-
1000	Total Assets	<u>\$ -</u>	<u>\$ -</u>	<u>\$ 1,080</u>	<u>\$ 87,527</u>	<u>\$ 78,099</u>	<u>\$ 11,199</u>	<u>\$ 176,466</u>	<u>\$ 147,488</u>	<u>\$ 39,701</u>
<b>LIABILITIES:</b>										
<b>Current Liabilities:</b>										
2110	Accounts Payable	\$ -	\$ -	\$ -	\$ -	\$ 10,360	\$ -	\$ 1,704	\$ 587	\$ 382
2160	Accrued Wages Payable	-	-	-	-	-	-	-	-	-
2170	Due to Other Fund	-	-	-	87,527	67,739	-	-	-	-
2000	Total Liabilities	<u>-</u>	<u>-</u>	<u>-</u>	<u>87,527</u>	<u>78,099</u>	<u>-</u>	<u>1,704</u>	<u>587</u>	<u>382</u>
<b>Deferred Inflow</b>										
2600	Deferred Revenue	-	-	1,080	-	-	-	25,294	5,961	2,420
2600	Total Deferred Inflow	<u>-</u>	<u>-</u>	<u>1,080</u>	<u>-</u>	<u>-</u>	<u>-</u>	<u>25,294</u>	<u>5,961</u>	<u>2,420</u>
<b>FUND BALANCES:</b>										
3490	Other Restriction of Fund Balance	-	-	-	-	-	11,199	149,468	140,940	36,899
3000	Total Fund Balance	<u>-</u>	<u>-</u>	<u>-</u>	<u>-</u>	<u>-</u>	<u>11,199</u>	<u>149,468</u>	<u>140,940</u>	<u>36,899</u>
4000	Total Liabilities and Fund Balances	<u>\$ -</u>	<u>\$ -</u>	<u>\$ 1,080</u>	<u>\$ 87,527</u>	<u>\$ 78,099</u>	<u>\$ 11,199</u>	<u>\$ 176,466</u>	<u>\$ 147,488</u>	<u>\$ 39,701</u>

*See independent auditor's report.*

**Henderson Independent School District  
Combining Balance Sheet Nonmajor Special Revenue Funds  
Exhibit H-1 (Continued)**

Data Control Codes	486	487	488	492	Special Revenue Funds (See Exhibit C-1)	
	WES Activity Fund	WPS Activity Fund	Athletic Activity Fund	Head Start Fund		
<b>ASSETS:</b>						
1110	Cash and Cash Equivalent	\$ 35,832	\$ 13,960	\$ 28,099	\$ 6,078	\$ 459,903
1240	Due from Other Government	-	-	-	23,103	835,636
1000	Total Assets	<u>\$ 35,832</u>	<u>\$ 13,960</u>	<u>\$ 28,099</u>	<u>\$ 29,181</u>	<u>\$ 1,295,539</u>
<b>LIABILITIES:</b>						
<b>Current Liabilities:</b>						
2110	Accounts Payable	\$ -	\$ 83	\$ 456	\$ -	\$ 15,097
2160	Accrued Wages Payable	-	-	-	29,181	147,843
2170	Due to Other Fund	-	-	-	-	681,986
2000	Total Liabilities	<u>-</u>	<u>83</u>	<u>456</u>	<u>29,181</u>	<u>844,926</u>
<b>Deferred Inflow</b>						
2600	Deferred Revenue	5,699	11,022	-	-	51,476
2600	Total Deferred Inflow	<u>5,699</u>	<u>11,022</u>	<u>-</u>	<u>-</u>	<u>51,476</u>
<b>FUND BALANCES:</b>						
3490	Other Restriction of Fund Balance	30,133	2,855	27,643	-	399,137
3000	Total Fund Balance	<u>30,133</u>	<u>2,855</u>	<u>27,643</u>	<u>-</u>	<u>399,137</u>
4000	Total Liabilities and Fund Balances	<u>\$ 35,832</u>	<u>\$ 13,960</u>	<u>\$ 28,099</u>	<u>\$ 29,181</u>	<u>\$ 1,295,539</u>

*See independent auditor's report.*

**Henderson Independent School District  
Combining Statement of Revenues, Expenditures  
and Changes in Fund Balances  
Nonmajor Special Revenue Funds  
Exhibit H-2**

Data Control Codes	211	216	224	225	244	255	263	270	288
	ESEA Title I Improving Basic Skills	ESEA Title I ARP	IDEA B Formula	IDEA B Preschool Grant	Career and Tech Basic Grant	ESEA Title II, Training and Recruiting	English Language Acquisition and Enhancement	ESSER III TCLAS	Title IV Part A Grant
<b>REVENUES:</b>									
5700	Local and Intermediate Sources	\$ -	\$ -	\$ -	\$ -	\$ -	\$ -	\$ -	\$ -
5800	State Program Revenues	-	-	-	-	-	-	-	-
5900	Federal Program Revenues	819,892	156,950	748,050	26,142	54,864	97,754	99,185	105,240
5020	Total Revenues	819,892	156,950	748,050	26,142	54,864	97,754	99,185	105,240
<b>EXPENDITURES:</b>									
<b>Current:</b>									
0011	Instruction	661,233	-	208,102	26,142	-	37,122	75,981	105,240
0012	Instructional Resources and Media Services	-	-	-	-	-	-	-	-
0013	Curriculum and Staff Development	80,776	156,950	-	-	-	16,129	20,196	-
0021	Instructional Leadership	937	-	31,042	-	-	554	349	-
0023	School Leadership	-	-	-	-	-	39,407	1,684	-
0031	Guidance, Counseling, & Evaluation Services	-	-	463,406	-	54,864	4,542	-	-
0034	Student transportation	46,678	-	-	-	-	-	-	-
0036	Cocurricular/Extracurricular Activities	-	-	-	-	-	-	-	-
0041	General Administration	-	-	-	-	-	-	-	-
0051	Plant Maintenance and Operations	-	-	-	-	-	-	-	-
0052	Security and Monitoring Services	6,018	-	-	-	-	-	-	48,117
0061	Community Services	24,250	-	-	-	-	-	975	-
0093	Payments to Shared Service Arrangements	-	-	45,500	-	-	-	-	-
6030	Total Expenditures	819,892	156,950	748,050	26,142	54,864	97,754	99,185	105,240
1200	Net Change in Fund Balances	-	-	-	-	-	-	-	-
0100	Fund Balances - Beginning	-	-	-	-	-	-	-	-
3000	Fund Balances - Ending	\$ -	\$ -	\$ -	\$ -	\$ -	\$ -	\$ -	\$ -

*See independent auditor's report.*

**Henderson Independent School District  
Combining Statement of Revenues, Expenditures  
and Changes in Fund Balances  
Nonmajor Special Revenue Funds  
Exhibit H-2 (Continued)**

Data Control Codes	289	385	410	425	429	461	481	482	483
	Title IV Part A Summer School		Textbook Fund	Safe Grant	Read to Succeed Grant Fund	Campus Activity Fund	HHS Activity Fund	HMS Activity Fund	NIS Activity Fund
<b>REVENUES:</b>									
5700 Local and Intermediate Sources	\$ -	\$ -	\$ -	\$ -	\$ -	\$ 872	\$ 242,138	\$ 49,574	\$ 26,762
5800 State Program Revenues	-	1,760	265,861	406,033	106,962	-	-	-	-
5900 Federal Program Revenues	2,727	-	-	-	-	-	-	-	-
5020 Total Revenues	<u>2,727</u>	<u>1,760</u>	<u>265,861</u>	<u>406,033</u>	<u>106,962</u>	<u>872</u>	<u>242,138</u>	<u>49,574</u>	<u>26,762</u>
<b>EXPENDITURES:</b>									
Current:									
0011 Instruction	2,727	1,760	247,428	-	51,103	4,000	17,556	32,121	19,274
0012 Instructional Resources and Media Services	-	-	-	-	-	-	1,409	-	16,950
0013 Curriculum and Staff Development	-	-	18,433	-	55,859	-	-	-	-
0021 Instructional Leadership	-	-	-	-	-	-	-	-	-
0023 School Leadership	-	-	-	-	-	-	25	3,881	2,599
0031 Guidance, Counseling, & Evaluation Services	-	-	-	-	-	-	11,097	602	-
0034 Student transportation	-	-	-	-	-	-	-	-	-
0036 Cocurricular/Extracurricular Activities	-	-	-	-	-	-	191,659	31,642	1,979
0041 General Administration	-	-	-	-	-	1	-	-	-
0051 Plant Maintenance and Operations	-	-	-	327,973	-	750	-	-	-
0052 Security and Monitoring Services	-	-	-	78,060	-	-	-	-	-
0061 Community Services	-	-	-	-	-	-	-	-	-
0093 Payments to Shared Service Arrangements	-	-	-	-	-	-	-	-	-
6030 Total Expenditures	<u>2,727</u>	<u>1,760</u>	<u>265,861</u>	<u>406,033</u>	<u>106,962</u>	<u>4,751</u>	<u>221,746</u>	<u>68,246</u>	<u>40,802</u>
1200 Net Change in Fund Balances	-	-	-	-	-	(3,879)	20,392	(18,672)	(14,040)
0100 Fund Balances - Beginning	-	-	-	-	-	15,078	129,076	159,612	50,939
3000 Fund Balances - Ending	<u>\$ -</u>	<u>\$ -</u>	<u>\$ -</u>	<u>\$ -</u>	<u>\$ -</u>	<u>\$ 11,199</u>	<u>\$ 149,468</u>	<u>\$ 140,940</u>	<u>\$ 36,899</u>

*See independent auditor's report.*

**Henderson Independent School District  
Combining Statement of Revenues, Expenditures  
and Changes in Fund Balances  
Nonmajor Special Revenue Funds  
Exhibit H-2 (Continued)**

Data Control Codes	486 WES Activity Fund	487 WPS Activity Fund	488 Athletic Activity Fund	492 Head Start Fund	Special Revenue Funds (See Exhibit C-2)
<b>REVENUES:</b>					
5700 Local and Intermediate Sources	\$ 31,661	\$ 13,539	\$ 64,262	\$ 214,672	\$ 643,480
5800 State Program Revenues	-	-	-	15,492	796,108
5900 Federal Program Revenues	-	-	-	-	2,177,345
5020 Total Revenues	<u>31,661</u>	<u>13,539</u>	<u>64,262</u>	<u>230,164</u>	<u>3,616,933</u>
<b>EXPENDITURES:</b>					
Current:					
0011 Instruction	10,070	21,055	-	230,164	1,769,502
0012 Instructional Resources and Media Services	20,197	-	-	-	38,556
0013 Curriculum and Staff Development	-	-	-	-	348,343
0021 Instructional Leadership	-	-	-	-	32,882
0023 School Leadership	-	283	-	-	47,879
0031 Guidance, Counseling, & Evaluation Services	-	-	-	-	534,511
0034 Student transportation	-	-	-	-	46,678
0036 Cocurricular/Extracurricular Activities	-	-	54,266	-	279,546
0041 General Administration	-	-	-	-	1
0051 Plant Maintenance and Operations	-	-	-	-	328,723
0052 Security and Monitoring Services	-	-	-	-	132,195
0061 Community Services	-	-	-	-	25,225
0093 Payments to Shared Service Arrangements	-	-	-	-	45,500
6030 Total Expenditures	<u>30,267</u>	<u>21,338</u>	<u>54,266</u>	<u>230,164</u>	<u>3,629,541</u>
1200 Net Change in Fund Balances	1,394	(7,799)	9,996	-	(12,608)
0100 Fund Balances - Beginning	28,739	10,654	17,647	-	411,745
3000 Fund Balances - Ending	<u>\$ 30,133</u>	<u>\$ 2,855</u>	<u>\$ 27,643</u>	<u>\$ -</u>	<u>\$ 399,137</u>

*See independent auditor's report.*

**Henderson Independent School District  
Combining Statement of Fiduciary Net Position  
Private-Purpose Trust Funds  
Exhibit H-3**

	812	817	836	Total
	Miscellaneous Scholarship	Hand Scholarship	Plunkett Scholarship	Private Purpose Trust Funds (See Exhibit E-1)
<b>ASSETS:</b>				
Cash and Cash Equivalent	\$ 2,761	\$ 18,836	\$ 123,477	\$ 145,074
Total Assets	<u>\$ 2,761</u>	<u>\$ 18,836</u>	<u>\$ 123,477</u>	<u>\$ 145,074</u>
<b>LIABILITIES:</b>				
Accounts Payable	\$ -	\$ -	\$ -	\$ -
Total Liabilities	<u>-</u>	<u>-</u>	<u>-</u>	<u>-</u>
<b>NET POSITION</b>				
Restricted Net Position	2,761	18,836	123,477	145,074
Total Net Positon	<u>\$ 2,761</u>	<u>\$ 18,836</u>	<u>\$ 123,477</u>	<u>\$ 145,074</u>

*See independent auditor's report.*

**Henderson Independent School District  
Combining Statement of Changes In Fiduciary Net Position  
Private-Purpose Trust Funds  
Exhibit H-4**

	812	817	836	Total
	Miscellaneous Scholarship	Hand Scholarship	Plunkett Scholarship	Private Purpose Trust Funds (See Exhibit E-2)
ADDITIONS:				
Investment Income	\$ 136	\$ 31	\$ 6,068	\$ 6,235
Gifts and Bequest	-	1,000	-	1,000
Total Additions	<u>136</u>	<u>1,031</u>	<u>6,068</u>	<u>7,235</u>
DEDUCTIONS:				
Scholarship Awards	-	2,501	-	2,501
Total Deductions	<u>-</u>	<u>2,501</u>	<u>-</u>	<u>2,501</u>
Net Change in Net Position	136	(1,470)	6,068	4,734
Net Positon - Beginning	2,625	20,306	117,409	140,340
Net Position - Ending	<u>\$ 2,761</u>	<u>\$ 18,836</u>	<u>\$ 123,477</u>	<u>\$ 145,074</u>

*See independent auditor's report.*

**Henderson Independent School District  
Schedule of Delinquent Taxes Receivable  
Exhibit J-1**

Year Ended August 31,	Tax Rates		Assessed/ Appraisal Value for School Tax Purposes	Beginning Balance 9/01	Current Year Total Levy	Maintenance Collections	Debt Service Collections	Entire Year's Adjustments	Ending Balance 8/31	Total Taxes Refunded Under Section 26.1115 (c)
	Maintenance	Debt Service								
2016 and prior years	Various	Various	Various	\$ 462,698	\$ -	\$ 13,621	\$ 2,016	\$ (33,634)	\$ 413,427	
2017	1.04	0.23	\$ 1,476,325,827	54,858	-	2,607	678	(1,905)	49,668	
2018	1.04	0.23	\$ 1,418,048,595	69,901	-	6,182	1,378	(2,066)	60,275	
2019	1.04	0.23	\$ 1,522,777,840	103,509	-	9,739	2,155	(3,907)	87,708	
2020	1.04	0.23	\$ 1,563,710,887	107,237	-	12,527	2,970	(5,923)	85,817	
2021	0.97	0.23	\$ 1,541,649,859	125,838	-	17,079	4,065	(1,955)	102,739	
2022	0.9664	0.23	\$ 1,573,564,586	170,601	-	45,242	10,822	18,836	133,373	
2023	0.8999	0.23	\$ 1,734,289,584	254,704	-	52,318	13,402	2,131	191,115	
2024	0.6993	0.23	\$ 1,746,598,838	417,148	-	94,561	31,138	(55,468)	235,981	
2025	0.8193	0.11	\$ 1,701,713,333	-	15,814,022	13,375,575	1,839,121	(182,861)	416,465	
Totals				\$ 1,766,494	\$ 15,814,022	\$ 13,629,451	\$ 1,907,745	\$ (266,752)	\$ 1,776,568	
Total Refunds										\$ 77,494

*See independent auditor's report.*

**Henderson Independent School District  
National School Breakfast and Lunch Program  
Budgetary Comparison Schedule  
Exhibit J-2**

DATA CONTROL CODES		1	2	3	4
		ORIGINAL BUDGET	FINAL BUDGET	ACTUAL	VARIANCE POSITIVE (NEGATIVE)
	Revenues:				
5700	Local and intermediate sources	\$ 225,000	\$ 225,000	\$ 306,990	\$ 81,990
5800	State program revenues	-	-	30,702	30,702
5900	Federal program revenues	2,646,000	2,646,000	2,465,876	(180,124)
5020	TOTAL REVENUES	<u>2,871,000</u>	<u>2,871,000</u>	<u>2,803,568</u>	<u>(67,432)</u>
	Expenditures:				
35	Food services	2,871,000	2,871,000	2,527,093	343,907
6030	TOTAL EXPENDITURES	<u>2,871,000</u>	<u>2,871,000</u>	<u>2,527,093</u>	<u>343,907</u>
1200	NET CHANGE IN FUND BALANCE	-	-	276,475	276,475
0100	Fund balance - Beginning	<u>1,535,062</u>	<u>1,535,062</u>	<u>1,535,062</u>	-
3000	FUND BALANCE - ENDING	<u>\$ 1,535,062</u>	<u>\$ 1,535,062</u>	<u>\$ 1,811,537</u>	<u>\$ 276,475</u>

*See independent auditor's report.*

**Henderson Independent School District  
Debt Service Fund Budgetary Comparison Schedule  
Exhibit J-3**

DATA CONTROL CODES		1	2	3	4
		ORIGINAL BUDGET	FINAL BUDGET	ACTUAL	VARIANCE POSITIVE (NEGATIVE)
	Revenues:				
5700	Local and intermediate sources	\$ 2,014,602	\$ 2,027,102	\$ 2,326,765	\$ 299,663
5800	State program revenues	290,111	290,111	544,850	254,739
5900	Federal program revenues	300,000	300,000	306,004	6,004
5020	TOTAL REVENUES	<u>2,604,713</u>	<u>2,617,213</u>	<u>3,177,619</u>	<u>554,402</u>
	Expenditures:				
0071	Debt service	3,625,222	3,637,722	3,633,349	4,373
6030	TOTAL EXPENDITURES	<u>3,625,222</u>	<u>3,637,722</u>	<u>3,633,349</u>	<u>4,373</u>
1200	NET CHANGE IN FUND BALANCE	(1,020,509)	(1,020,509)	(455,730)	550,029
0100	Fund balance - Beginning	<u>7,428,489</u>	<u>7,428,489</u>	<u>7,428,489</u>	-
3000	FUND BALANCE - ENDING	<u>\$ 6,407,980</u>	<u>\$ 6,407,980</u>	<u>\$ 6,972,759</u>	<u>\$ 550,029</u>

*See independent auditor's report.*

**Henderson Independent School District  
State Supplemental Allotment Compliance  
Use of Funds Report  
Exhibit J-4**

DATA CONTROL CODES		<u>RESPONSES</u>
	<u>Section A: Compensatory Education Programs</u>	
	Districts are required to use at least 55% of state compensatory education state allotment funds on direct program costs. Statutory Authority: Texas Education Code §48.104.	
AP1	Did your district expend any state compensatory education program state allotment funds during the district's fiscal year?	Yes
AP2	Does the district have written policies and procedures for its state compensatory education program?	Yes
AP3	Total state allotment funds received for state compensatory education programs during the district's fiscal year.	<u>\$3,120,958</u>
AP4	Actual direct program expenditures for state compensatory education programs during the district's fiscal year. (PICs 24,26,28,29,30,34)	<u>\$2,715,633</u>
	<u>Section B: Bilingual Education Programs</u>	
	Districts are required to use at least 55% of bilingual education state allotment funds on direct program costs. Statutory Authority: Texas Education Code §48.105.	
AP5	Did your district expend any bilingual education program state allotment funds during the district's fiscal year?	Yes
AP6	Does the district have written policies and procedures for its bilingual education program?	Yes
AP7	Total state allotment funds received for bilingual education programs during the district's fiscal year.	<u>\$ 369,243</u>
AP8	Actual direct program expenditures for bilingual education programs during the district's fiscal year. (PICs 25 and 35)	<u>\$ 246,050</u>

*See independent auditor's report.*



CARR, RIGGS & INGRAM, L.L.C.

Carr, Riggs & Ingram, L.L.C.  
1307 South 1st Street  
Lufkin, TX 75901

936.634.6621  
CRIadv.com

**INDEPENDENT AUDITOR'S REPORT ON INTERNAL CONTROL OVER FINANCIAL REPORTING AND ON COMPLIANCE AND OTHER MATTERS BASED ON AN AUDIT OF FINANCIAL STATEMENTS PERFORMED IN ACCORDANCE WITH GOVERNMENT AUDITING STANDARDS**

Board of Trustees  
Henderson Independent School District

Members of the Board of Trustees:

We have audited, in accordance with the auditing standards generally accepted in the United States of America and the standards applicable to financial audits contained in *Government Auditing Standards* issued by the Comptroller General of the United States, the financial statements of the governmental activities, each major fund, and the aggregate remaining fund information of Henderson Independent School District, as of and for the year ended August 31, 2025, and the related notes to the financial statements, which collectively comprise Henderson Independent School District's basic financial statements, and have issued our report thereon dated \_\_\_\_\_, 2026.

**Report on Internal Control Over Financial Reporting**

In planning and performing our audit of the financial statements, we considered the Henderson Independent School District's internal control over financial reporting (internal control) to determine the audit procedures that are appropriate in the circumstances for the purpose of expressing our opinions on the financial statements, but not for the purpose of expressing an opinion on the effectiveness of the Henderson Independent School District's internal control. Accordingly, we do not express an opinion on the effectiveness of the Henderson Independent School District's internal control.

*A deficiency in internal control* exists when the design or operation of a control does not allow management or employees, in the normal course of performing their assigned functions, to prevent, or detect and correct, misstatements on a timely basis. A *material weakness* is a deficiency, or a combination of deficiencies, in internal control, such that there is a reasonable possibility that a material misstatement of the entity's financial statements will not be prevented, or detected and corrected on a timely basis. A *significant deficiency* is a deficiency, or a combination of deficiencies, in internal control that is less severe than a material weakness, yet important enough to merit attention by those charged with governance.

Our consideration of internal control was for the limited purpose described in the first paragraph of this section and was not designed to identify all deficiencies in internal control that might be material weaknesses or significant deficiencies. Given these limitations, during our audit we did not identify any deficiencies in internal control that we consider to be material weaknesses. However, material weaknesses may exist that have not been identified.

## Report on Compliance and Other Matters

As part of obtaining reasonable assurance about whether the Henderson Independent School District's financial statements are free from material misstatement, we performed tests of its compliance with certain provisions of laws, regulations, contracts, and grant agreements, noncompliance with which could have a direct and material effect on the determination of financial statement amounts. However, providing an opinion on compliance with those provisions was not an objective of our audit, and accordingly, we do not express such an opinion. The results of our tests disclosed no instances of noncompliance or other matters that are required to be reported under *Government Auditing Standards*.

### Purpose of this Report

The purpose of this report is solely to describe the scope of our testing of internal control and compliance and the results of that testing, and not to provide an opinion on the effectiveness of the entity's internal control or on compliance. This report is an integral part of an audit performed in accordance with *Government Auditing Standards* in considering the entity's internal control and compliance. Accordingly, this communication is not suitable for any other purpose.

CARR, RIGGS, & INGRAM, L.L.C.

Lufkin, Texas

\_\_\_\_\_, 2026



CARR, RIGGS & INGRAM, L.L.C.

Carr, Riggs & Ingram, L.L.C.  
1307 South 1st Street  
Lufkin, TX 75901

936.634.6621  
CRIadv.com

**INDEPENDENT AUDITOR'S REPORT ON COMPLIANCE FOR EACH MAJOR PROGRAM AND ON INTERNAL CONTROL OVER COMPLIANCE IN ACCORDANCE WITH UNIFORM GUIDANCE**

Board of Trustees  
Henderson Independent School District  
Henderson, Texas

Members of the Board of Trustees:

**Report on Compliance for Each Major Federal Program**

**Opinion on Each Major Federal Program**

We have audited Henderson Independent School District's compliance with the types of compliance requirements described in the *OMB Compliance Supplement* that could have a direct and material effect on each of Henderson Independent School District's major federal programs for the year ended August 31, 2025. Henderson Independent School District's major federal programs are identified in the summary of auditor's results section of the accompanying schedule of findings and questioned costs.

In our opinion, Henderson Independent School District complied, in all material respects, with the types of compliance requirements referred to above that could have a direct and material effect on each of its major federal programs for the year ended August 31, 2025.

**Basis for Opinion on Each Major Federal Program**

We conducted our audit of compliance in accordance with auditing standards generally accepted in the United States of America; the standards applicable to financial audits contained in *Government Auditing Standards*, issued by the comptroller General of the United States; and the audit requirements of Title 2 U.S. *Code of Federal Regulations* Part 200, *Uniform Administrative Requirements, Cost Principles, and Audit Requirements for Federal Awards* (Uniform Guidance). Our responsibilities under those standards and the Uniform Guidance are further described in the Auditor's Responsibilities for the Audit of Compliance section of our report.

We are required to be independent of Henderson Independent School District and to meet our other ethical requirements relating to our audit. We believe that the audit evidence we have obtained is sufficient and appropriate to provide a basis for our opinion on compliance for each major federal program. Our audit does not provide a legal determination of Henderson Independent School District's compliance with the compliance requirements referred to above.

**Responsibilities of Management for Compliance**

Management is responsible for compliance with the requirements referred to above and for the design, implementation, and maintenance of effective internal control over compliance with the requirements of laws, statutes, regulations, rules, and provisions of contracts or grant agreements applicable to Henderson Independent School District's federal programs.

## Auditor's Responsibilities for the Audit of Compliance

Our objectives are to obtain reasonable assurance about whether material noncompliance with the compliance requirements referred to above occurred, whether due to fraud or error, and express an opinion on Henderson Independent School District's compliance based on our audit. Reasonable assurance is a high level of assurance but is not absolute assurance and therefore is not a guarantee that an audit conducted in accordance with generally accepted auditing standards, *Government Auditing Standards*, and the Uniform Guidance will always detect material noncompliance when it exists. The risk of not detecting material noncompliance resulting from fraud is higher than for that resulting from error, as fraud may involve collusion, forgery, intentional omissions, misrepresentations, or the override of internal control. Noncompliance with the compliance requirements referred to above is considered material if there is a substantial likelihood that, individually or in the aggregate, it would influence the judgment made by a reasonable user of the report on compliance about Henderson Independent School District's compliance with the requirements of each major federal program as a whole.

In performing an audit in accordance with generally accepted auditing standards, *Government Auditing Standards*, and the Uniform Guidance, we:

- Exercise professional judgment and maintain professional skepticism throughout the audit.
- Identify and assess the risks of material noncompliance, whether due to fraud or error, and design and perform audit procedures responsive to those risks. Such procedures include examining, on a test basis, evidence regarding Henderson Independent School District's compliance with the compliance requirements referred to above and performing such other procedures as we considered necessary in the circumstances.
- Obtain an understanding of Henderson Independent School District's internal control over compliance relevant to the audit in order to design audit procedures that are appropriate in the circumstances and to test and report on internal control over compliance in accordance with the Uniform Guidance, but not for the purpose of expressing an opinion on the effectiveness of Henderson Independent School District's internal control over compliance. Accordingly, no such opinion is expressed.

We are required to communicate with those charged with governance regarding, among other matters, the planned scope and timing of the audit and any significant deficiencies and material weaknesses in internal control over compliance that we identified during the audit.

## Report on Internal Control Over Compliance

A *deficiency in internal control over compliance* exists when the design or operation of a control over compliance does not allow management or employees, in the normal course of performing their assigned functions, to prevent, or detect and correct, noncompliance with a type of compliance requirement of a federal program on a timely basis. A *material weakness in internal control over compliance* is a deficiency, or a combination of deficiencies, in internal control over compliance, such that there is a reasonable possibility that material noncompliance with a type of compliance requirement of a federal program will not be prevented, or detected and corrected, on a timely basis. A *significant deficiency in internal control over compliance* is a deficiency, or a combination of deficiencies, in internal control over compliance with a type of compliance requirement of a federal program that is less severe than a material weakness in internal control over compliance, yet important enough to merit attention by those charged with governance.

Our consideration of internal control over compliance was for the limited purpose described in the Auditor's Responsibilities for the Audit of Compliance section above and was not designed to identify all deficiencies in internal control over compliance that might be material weaknesses or significant deficiencies in internal control over compliance. Given these limitations, during our audit we did not identify any deficiencies in internal control over compliance that we consider to be material weaknesses, as defined above. However, material weaknesses or significant deficiencies in internal control over compliance may exist that were not identified.

Our audit was not designed for the purpose of expressing an opinion on the effectiveness of internal control over compliance. Accordingly, no such opinion is expressed.

The purpose of this report on internal control over compliance is solely to describe the scope of our testing of internal control over compliance and the results of that testing based on the requirements of the Uniform Guidance. Accordingly, this report is not suitable for any other purpose.

CARR, RIGGS & INGRAM, L.L.C.

Lufkin, Texas

\_\_\_\_\_, 2026

**Henderson Independent School District  
Schedule of Findings and Questioned Costs**

A. Summary of the Auditor's Results

1. Financial Statements

Type of auditor's report issued:

Unmodified

Internal control over financial reporting:

Material weakness(es) identified?

Yes  No

Significant Deficiency(s) identified that are not considered to be material weaknesses? reported

Yes  None

Noncompliance material to financial statements noted?

Yes  No

2. Federal Awards

Internal control over major programs:

Material weakness(es) identified?

Yes  No

Significant Deficiency(s) identified that are not considered to be material weaknesses? reported

Yes  None

Type of auditor's report issued on compliance for major programs:

Unmodified

Any audit findings disclosed that are required to be reported as required by Title 2 U.S. Code of Federal Regulations, Part 200, Uniform Administrative Requirements, Cost Principles, and Audit Requirements For Federal Awards ("Uniform Guidance")

Yes  No

Identification of major programs:

CFDA NUMBER(S)  
10.553/10.555

NAME OF FEDERAL PROGRAM OR CLUSTER  
Child Nutrition Cluster

Dollar threshold used to distinguish between type A and type B programs:

\$750,000

Auditee qualified as low-risk auditee?

Yes  No

B. Financial Statement Findings

NONE

C. Federal Award Findings and Questioned Costs

NONE

**Henderson Independent School District  
Summary Schedule of Prior Audit Findings**

Findings/Recommendation	Current Status	Management's Explanation if Not Implemented
-------------------------	----------------	--

There were no prior audit findings.

**PRELIMINARY DRAFT  
FOR DISCUSSION  
PURPOSES ONLY.**

Henderson Independent School District  
Corrective Action Plan

Not applicable for the year ended August 31, 2025.

**PRELIMINARY DRAFT  
FOR DISCUSSION  
PURPOSES ONLY.**

**Henderson Independent School District  
Schedule of Expenditures of Federal Awards  
Exhibit K-1**

(1)	(2)	(2A) PASS- THROUGH ENTITY IDENTIFYING NUMBER	(3)
FEDERAL GRANTOR/ PASS-THROUGH GRANTOR/ PROGRAM TITLE	FEDERAL CFDA NUMBER	FEDERAL CFDA NUMBER	FEDERAL EXPENDITURES
U.S. Department of Education:			
Passed Through Texas Education Agency:			
ESEA Title I Part A - Improving Basic Programs	84.010A	25610101201902	\$ 822,621
ESEA Title I Part A - ESF	84.010A	256101397110052	186,992
IDEA-B Formula*	84.027	25660001201902	763,285
IDEA-B Preschool*	84.173	25661001201902	26,146
TOTAL IDEA B CLUSTER			<u>789,431</u>
Career and Technical - Basic Grant	84.048	25420006201902	54,864
Title V, Part B	84.358B	25696001201902	109,949
Title III Part A English Language Acquisition and Language Enhancement	84.365A	25671000201902	101,333
ESEA Title II Part A - Teacher & Principal Training & Recruiting	84.367A	25694501201902	101,740
Title IV, Part A	84.424A	25680101201902	69,276
LEP Summer School	84.369A	69552002	2,727
TOTAL U.S. DEPARTMENT OF EDUCATION			<u>2,238,933</u>
U.S. Department of Agriculture:			
Passed Through Texas Department of Agriculture:			
School Breakfast Program*	10.553	71402301	707,403
National School Lunch Program*	10.555	71302301	1,642,614
Supply Chain Assistance*	10.555	N/A	70,536
TOTAL CHILD NUTRITION CLUSTER			<u>2,420,553</u>
Commodities	10.565	201-902	258,188
TOTAL U.S. DEPARTMENT OF AGRICULTURE			<u>2,678,741</u>
U.S. Department of Labor:			
Passed through the Texas Workforce Commission:			
High Demand Job Training Grant	17.258	30156095	1,472
TOTAL U.S. DEPARTMENT OF LABOR			<u>1,472</u>
Texas Health and Human Services Commission:			
Medicaid Administration Claiming Program*	93.778	HHS000537900175	11,141
TOTAL PASSED THROUGH TEXAS HEALTH AND HUMAN SERVICES COMMISSION			<u>11,141</u>
TOTAL EXPENDITURES OF FEDERAL AWARDS			<u>\$ 4,930,287</u>
RECONCILIATION TO EXHIBIT C-2:			\$ 4,930,287
Total Expenditure of Federal Awards			
Other Federal Programs:			
Qualified School Construction Bonds Interest Subsidy			306,004
TOTAL FEDERAL REVENUE FOR EXHIBIT C-2			<u>\$ 5,236,291</u>

\* Indicates clustered program under OMB Compliance Supplement

*The accompanying notes are an integral part of this schedule.*

## Henderson Independent School District Notes to the Schedule of Expenditures of Federal Awards

### General

The accompanying schedule of expenditures of federal awards includes the federal grant activity of Henderson Independent School District and is presented on the modified accrual basis of accounting. The information in this schedule is presented in accordance with the requirements of Uniform Guidance. Therefore, some amounts presented in this schedule may differ from amounts presented in, or used in the preparation of the basic financial statements. Special Revenue Funds are used to account for resources restricted to, or designed for, specific purposes by a grantor. Generally, unused balances are returned to the grantor at the close of specified project periods.

### Basis of Accounting

The accounting and financial reporting treatment applied to Special Revenue Funds is the current financial resources measurement focus. With this measurement focus, only current assets and current liabilities generally are included on the balance sheet. Operating statements of these funds present increases and decreases in fund balances. The modified accrual basis of accounting recognizes revenues in the accounting period in which they become measurable and available, and expenditures in the accounting period in which the fund liability is incurred, except for unmatured interest on general long-term debt, which is recognized when matured and certain compensated absences, pension liabilities, other postemployment benefits, and claims and judgments, which are recognized when the obligations are expected to be liquidated with expendable available financing resources. Federal grant funds are considered to be earned as soon as all eligibility requirements imposed by the provider are met and expenditures have been incurred, and, accordingly, when such funds are received in advance, they are recorded as deferred revenues until earned.

### Availability of Funds

The period of availability for federal grant funds for the purpose of liquidation of outstanding obligations made on or before the ending date of the federal project period extended 30 days beyond the federal project period ending date.

### Indirect Cost

The District used \$ \_\_\_\_\_ of indirect cost in the federal programs.

### School Health and Related Services (SHARS)

The District received \$ \_\_\_\_\_ of SHARS revenue and Qualified School Construction Bonds interest subsidy of \$ \_\_\_\_\_ during the year. This revenue is recorded in the General Fund and the Debt Service Fund. The revenue is not considered federal financial assistance for purposes of the Schedule of Expenditures of Federal Awards.

**Henderson Independent School District  
Schedule of Required Responses to Selected  
School First Indicators  
Exhibit L-1**

<u>DATA CONTROL CODES</u>		<u>RESPONSES</u>
SF1	Was there an unmodified opinion in the Annual Financial Report on the financial statements as a whole?	Yes
SF2	Were there any disclosures in the Annual Financial Report and/or other sources of information concerning nonpayment of any terms of any debt agreement at fiscal year end?	No
SF3	Did the school district make timely payments to the Teacher Retirement System (TRS), Texas Workforce Commission (TWC), Internal Revenue Service (IRS), and other government agencies? (If the school district was issued a warrant hold and the warrant hold was not cleared within 30 days from the date the warrant hold was issued, the school district is considered <b>to not have made</b> timely payments.) Payments to the TRS and TWC are considered timely if a warrant hold that was issued in connection to the untimely payment was cleared within 30 days from the date the warrant hold was issued. Payments to the IRS are considered timely if a penalty or delinquent payment notice was cleared within 30 days from the date the notice was issued.	Yes
SF4	Was the school district issued a warrant hold? Even if the issue surrounding the initial warrant hold was resolved and cleared within 30 days, the school district is considered to have been issued a warrant hold.	No
SF5	Did the Annual Financial Report disclose any instances of material weaknesses in internal controls over financial reporting and compliance for local, state, or federal funds?	No
SF6	Was there any disclosure in the Annual Financial Report of material noncompliance for grants, contracts, and laws related to local, state, or federal funds?	No
SF7	Did the school district post the required financial information on its website in accordance with Government Code, Local Government Code, Texas Education Code, Texas Administrative Code, and other statutes, laws and rules that were in effect at the school district's fiscal year end?	Yes
SF8	Did the school board members discuss the school district's property values at a board meeting within 120 days before the school district adopted its budget?	Yes
SF9	Total accumulated accretion on CABs included in government-wide financial statements at fiscal year-end.	<u>\$ 836,238</u>

## **Henderson ISD Board Background**

**Subject:** Application for Staff Development Minutes Waiver

---

**Presented for:**      Action   X                        Report Only       

### **Background Information**

Pursuant to Texas Education Code (TEC) § 25.081, the Staff Development Minutes waiver allows the district to train staff on various educational strategies designed to improve student performance in lieu of a maximum of 2100 minutes of student instruction for districts and charter schools that provide operational and instructional minutes.

The waiver, once it becomes available later this spring, is only applicable for the 2026-2027 school year. Districts must have their waivers approved by TEA prior to the beginning of the 2026-2027 school year.

### **Recommendation:**

Consider approving the request for the Henderson ISD administration to apply for the 2026-2027 Staff Development Minutes waiver.

### **Contact Person(s):**

Stacey Johnson

## Board Background Information

**Subject:** 2026-2027 Academic Calendar

---

**Presented for:**      **Action**   X                        **Report Only**       

### **Background Information**

The District Educational Improvement Committee met in October to consider different academic calendar options for next school year. The committee has representation from each campus, various departments, district administration, and the board of trustees. A calendar survey went out to all staff in late October in order to gather input. Based on the survey responses, 2 calendar options were developed. These 2 options were sent to all faculty and staff for a final vote in January, and calendar option A received 85.3% of the vote.

### **Recommendation:**

Approve calendar option A as the academic calendar for Henderson ISD for the 2026-2027 school year.

### **Contact Person(s):**

Dea Henry

## 2026 - 2027 School Calendar

August '26							September '26							October '26						
Su	M	Tu	W	Th	F	S	Su	M	Tu	W	Th	F	S	Su	M	Tu	W	Th	F	S
						1			1	2	3	4	5					1	2	3
2	3	4	5	6	7	8	6	7	8	9	10	11	12	4	5	6	7	8	9	10
9	10	11	12	13	14	15	13	14	15	16	17	18	19	11	12	13	14	15	16	17
16	17	18	19	20	21	22	20	21	22	23	24	25	26	18	19	20	21	22	23	24
23	24	25	26	27	28	29	27	28	29	30				25	26	27	28	29	30	31
30	31																			

November '26							December '26							January '27						
Su	M	Tu	W	Th	F	S	Su	M	Tu	W	Th	F	S	Su	M	Tu	W	Th	F	S
1	2	3	4	5	6	7			1	2	3	4	5						1	2
8	9	10	11	12	13	14	6	7	8	9	10	11	12	3	4	5	6	7	8	9
15	16	17	18	19	20	21	13	14	15	16	17	18	19	10	11	12	13	14	15	16
22	23	24	25	26	27	28	20	21	22	23	24	25	26	17	18	19	20	21	22	23
29	30						27	28	29	30	31			24	25	26	27	28	29	30
														31						

February '27							March '27							April '27						
Su	M	Tu	W	Th	F	S	Su	M	Tu	W	Th	F	S	Su	M	Tu	W	Th	F	S
	1	2	3	4	5	6		1	2	3	4	5	6					1	2	3
7	8	9	10	11	12	13	7	8	9	10	11	12	13	4	5	6	7	8	9	10
14	15	16	17	18	19	20	14	15	16	17	18	19	20	11	12	13	14	15	16	17
21	22	23	24	25	26	27	21	22	23	24	25	26	27	18	19	20	21	22	23	24
28							28	29	30	31				25	26	27	28	29	30	

May '27							June '27							July '27						
Su	M	Tu	W	Th	F	S	Su	M	Tu	W	Th	F	S	Su	M	Tu	W	Th	F	S
						1			1	2	3	4	5					1	2	3
2	3	4	5	6	7	8	6	7	8	9	10	11	12	4	5	6	7	8	9	10
9	10	11	12	13	14	15	13	14	15	16	17	18	19	11	12	13	14	15	16	17
16	17	18	19	20	21	22	20	21	22	23	24	25	26	18	19	20	21	22	23	24
23	24	25	26	27	28	29	27	28	29	30				25	26	27	28	29	30	31
30	31																			

Holidays	Labor Day: September 7, 2026 Fall Break: October 5-9, 2026 Thanksgiving: November 23-27, 2026 Christmas: December 21, 2026 - January 1, 2027 MLK Day: January 18, 2027 Presidents Day: February 12-15, 2027 Spring Break: March 8-12, 2027 Easter: March 26-29, 2027 Memorial Day: May 31, 2027
Testing	April 5-30, 2027
EOC Retest	November 30-December 11, 2026 June 14-25, 2027
½ Day (Students and Staff)	December 18, 2026    May 27, 2027
Exchange	October 5-9, 2026
Bad Weather-Staff	June 1-2, 2027
New Staff	Aust 3-4, 2026
Campus PD Days	August 5-6, 2026    August 10-11, 2026 October 12, 2026    January 4, 2027 March 15, 2027    May 28, 2027
District PD Days	August 7, 2026    September 28, 2026 February 16, 2027

Teacher							
	Before	1st	2nd	3rd	4th	After	Total
Whole	0	36	43	40	50	0	169
Half	0	0	1	0	1	0	2
PD	5	1	1	2	1	1	11
Exchange	0	0	4	1	0	0	5
Total							187

Student							
	1st	2nd	3rd	4th	Total	# Min/Day	Total Min
Whole	36	43	40	50	169	450	76050
Half	0	1	0	1	2	270	540
Total Min							76590
Required Min							73500
Extra Min							3090
Min Per day							450
<b>Extra Days: Need 2 for Bad weather and 4.45 for Truancy Incentive</b>							<b>6.9</b>

1 <sup>st</sup> 9 weeks	August 12, 2026-October 2, 2026	36 Instructional Days	3 <sup>rd</sup> 9 weeks	January 5, 2027-March 5, 2027	40 Instructional Days
2 <sup>nd</sup> 9 weeks	October 5, 2026- December 17, 2026	43.5 Instructional Days	4 <sup>th</sup> 9 weeks	March 16, 2027 – May 27, 2027	50.5 Instructional Days (We have more days for state testing.)

**Henderson ISD  
Board Background**

**Subject:** Consider approval of bus repairs

---

**Presented for:**      **Action**   X  

**Report Only**       

**Background Information**

The district received three (3) repair quotes for the school bus that was damaged in an accident on November 18, 2025. The insurance claim has been approved by TASB, and insurance reimbursement has already been received.

The district received the following quotes:

<b>Vendor</b>	<b>Amount</b>
Carl Owens Truck & RV Collision	\$25,305.33
Buck's Wheel & Equipment	\$35,642.66
East Texas Truck Collision Center	\$40,362.19

If additional repairs are identified during the repair process, the district will submit the additional costs to TASB for review and approval in accordance with insurance requirements.

**Recommendation**

Approve bus repairs to be provided by Carl Owens Truck & RV Collision in the amount of \$25,305.33.

**Contact Person(s):**

Nikki Warner  
Thomas Hottman



Line #	Description	LABOR			PART				
		Operation	Type	Total Units	Type	Number	Qty	Total Price	Tax
11	900500 HOOD PIVOT	Remove / Replace	Mechanical*	1.6*	New		1	\$0.00*	
12	900500 RIGHT HEADLIGHT	Remove / Replace	Body*	0.8*	Aftermarket New		1	\$469.69*	
13	900500 LEFT HEADLAMP	Remove / Install	Body*	0.8*	Existing				
14	900500 AIM HEADLIGHTS	Repair	Mechanical*	1.0*	Existing				
15	900500 RIGHT FENDER MIRROR	Remove / Replace	Body*	1.2*	Aftermarket New		1	\$347.25*	
16	900501 LABOR INCLUDES DRILL TIME FOR NEW HOOD								
17	900500 LEFT FENDER MIRROR	Remove / Install	Body*	1.2*	Existing				
18	900500 HOOD LATCHES	Remove / Install	Body*	0.4*	Existing				
19	900500 RT QUARTER FENDER	Remove / Replace	Body*	1.2*	New		1	\$288.50*	
20	900500 RT QUARTER FENDER	Refinish Only	Refinish*	2.0*	Existing				
21	900500 RADIATOR	Remove / Replace	Mechanical*	1.8*	Aftermarket New		1	\$894.98*	
22	900501 PURCHASE FROM AMERICAN COOLING								
23	900500 FAN SHROUD	Remove / Replace	Body*	1.5*	New		1	\$412.60*	
24	900500 ENGINE COOLING FAN	Remove / Replace	Mechanical*	2.2*	New		1	\$329.87*	
25	900500 SERPENTINE BELT	Remove / Replace	Mechanical*	1.0*	New		1	\$334.85*	
26	900500 FRT AXLE	Remove / Replace	Mechanical*	4.0*	New		1	\$2,188.90*	
27	900500 AXLE BRACKETS QTY 2	Remove / Replace	Body*	0.0*	New		1	\$289.20*	
28	900500 RT FRT SHOCK	Remove / Replace	Mechanical*	0.5*	Aftermarket New		1	\$191.14*	
29	900500 HUB AND BRAKE ASSEMBLIES	Remove / Install	Body*	4.0*	Existing				
30	900500 BLEED BRAKES	Repair	Body*	2.0*	Existing				
31	900500 RIGHT WHEEL	Remove / Replace	Mechanical*	0.6*	Qual Recycled Part		1	\$281.25*	
32	900501 PURCHASE FROM VANDERHAAGS								
33	900500 RT STEERING TIRE	Remove / Replace	Body*	0.8*	New		1	\$986.75*	
34	900500 ALIGN FRONT END	Align	Mechanical*	3.0*	Existing				
35	900500 SET UP AND MEASURE FRAME	Repair	Frame*	5.0*	Existing				
36	900500 RIGHT SPLASH SHIELD	Remove / Replace	Body*	0.7*	New		1	\$165.60*	
37	900500 RIGHT WINDSHIELD	Remove / Replace	Body*	0.0*	New		1	\$550.00*	
38	900500 RT LOWER DASH COVER	Remove / Replace	Body*	1.1*	New		1	\$129.00*	
39	900500 COOLANT	Remove / Replace	Body*	0.0*	Aftermarket New		1	\$312.50*	

Line #	Description	LABOR			PART				
		Operation	Type	Total Units	Type	Number	Qty	Total Price	Tax
40	900500 BRAKE FLUID	Remove / Replace	Body*	0.0*	Aftermarket New		1	\$106.25*	
41	900500 TOWING	Remove / Replace	Body*	0.0*	New		1	\$400.00*	
42	900501 ESTIMATED								
43	900500 THIS IS A PRELIMINARY ESTIMATE	Remove / Replace	Body*	0.0*	New		1	\$0.00*	
44	900500 THERE COULD BE A SUPPLEMENT	Remove / Replace	Body*	0.0*	New		1	\$0.00*	
45	900500 ESTIMATE PREPARED FROM PHOTOS	Remove / Replace	Body*	0.0*	New		1	\$0.00*	

\* Judgment Item  
 T Included in Two Tone Calculation  
 # Labor Note Applies  
 d Discontinued by Manufacturer  
 C Included in Clear Coat Calculation  
 A Included in Clear Coat and Two Tone Calculation  
 r CEG R&R Time Used for this Labor Operation  
 [ ] Verify the part number and price before ordering

**Disclaimer:** This estimate has been prepared based on the use of replacement parts supplied by a source other than the manufacturer of your motor vehicle. Warranties applicable to these replacement parts are provided by the manufacturer or distributor of these parts rather than the manufacturer of your vehicle.

**Disclaimer:** Recycled part pricing may represent either actual pricing (the price at which the recycler is willing to sell the part for in its existing condition) or undamaged pricing (the price at which the recycler would sell the part if it was in undamaged condition). If you are unsure, please contact the automotive recycler.

### Estimate Totals

Labor	Units	Rate	Sublet	Add'l Amount	Totals
Body Labor	24.7	\$142.00			\$3,507.40
Refinish Labor	12.5	\$142.00			\$1,775.00
Frame Labor	5.0	\$142.00			\$710.00
Mechanical Labor	15.7	\$142.00			\$2,229.40
<b>Total Labor</b>	<b>57.9</b>				<b>\$8,221.80</b>
				Taxable	\$0.00
				Tax 0.0000%	\$0.00
				Non-Taxable	\$8,221.80
				Pre-Tax Discount 0.00%	\$0.00
				<b>Labor Total</b>	<b>\$8,221.80</b>
Parts	Amount				Totals
Taxable Parts		\$0.00			\$0.00
				Parts Adjustments	\$0.00
				Tax 8.2500%	\$0.00
				Non-Taxable	\$14,343.53
				Pre-Tax Discount 0.00%	\$0.00
				<b>Parts Total</b>	<b>\$14,343.53</b>
Costs	Amount				Totals
Paint Materials		\$1,150.00			\$1,150.00
Shop Materials		\$325.00			\$325.00
Other Additional Costs		\$1,265.00			\$1,265.00

## Estimate Totals

Paint Materials:  
 - Refinish Units: 12.5 units  
 - Rate: \$92.00  
 - Rate Max: 99.9 units  
 - Additional Rate: \$0.00

Taxable	\$0.00
Tax 8.2500%	\$0.00
Non-Taxable	\$2,740.00
Pre-Tax Discount 0.00%	\$0.00
<b>Costs Total</b>	<b>\$2,740.00</b>

Gross Totals	Amount	
Gross Total	\$25,305.33	\$25,305.33

Taxable	\$0.00
Tax	\$0.00
Non-Taxable	\$25,305.33
Pre-Tax Discount 0.00%	\$0.00
<b>Gross Total</b>	<b>\$25,305.33</b>

Adjustments	Amount	
<b>Total Customer Responsibility</b>		<b>\$0.00</b>

**Net Estimate Total**                      **\$25,305.33**

Disclaimer: Any person who knowingly presents a false or fraudulent claim for payment of a loss or benefit or knowingly presents false information in an application for insurance is guilty of a crime and may be subject to fines and confinement in prison.

### Estimate Event Log

Job Created	1/12/2026 11:20 AM
Estimate Started	1/12/2026 11:22 AM
Estimate Printed	1/21/2026 11:34 AM
Estimate Committed	Estimate Not Committed
Estimate Retrieval ID	1008878612

BUCK'S WHEEL  
& EQUIPMENT

5101 N. MAIN ST  
FORT WORTH, TX 76179  
PHONE 817-332-1228  
FAX 817-332-1817



Quote

Date	Quote #
1/8/2026	36717
Rep	CMS

Name / Address
HENDERSON ISD PO BOX 728 HENDERSON TX 75652

Ship To
HENDERSON ISD 200 NORTH HIGH HENDERSON, TX 75652

UNIT #	Customer E-mail	Customer Phone	Customer Fax
04	accountspayable@henders...	903-655-5000	903-657-9271

Item	Description	Qty	Rate	Total
LABOR 910	2018 BLUEBIRD SCHOOL BUS VIN 1BAKGCSA5KF355297 SET UP MEASURE FRAME-STRIAGHTEN FRONT FRAME RAILS	15	155.00	2,325.00
LABOR 909	REPOSITION BUS BODY, SHIFTED 1 INCH	8	90.00	720.00
LABOR	REPLACE TURBO/ACUATOR, PIPING AND HOSES.	1	4,300.00	4,300.00
LABOR	REPLACE RADIATOR, RADIATOR FAN, FAN SHROUD, CHARGE AIR COOLER	10	160.00	1,600.00
LABOR 1000	REPLACE WINDSIELD	1	550.00	550.00
TOW FEE	TOW FEE AND STORAGE	1	1,800.00	1,800.00
LABOR	CHECK FRONT LH WHEEL BEARINGS AND RACES, REPLACE BOTH FRONT SPRINGS CENTER BOLTS AND UBOLTS, REPLACE TIE ROD TUBE ASSEMBLY, ALIGN FRONT END AND REAR AXLE	1	6,500.00	6,500.00
LABOR 909	REPLACE FRONT BUMPER, MTG AND FRAME BRACKETS	6	90.00	540.00
LABOR 909	REPLACE HOOD ASSEMBLY COMPLETE	12	90.00	1,080.00
LABOR 909	REFINISH HOOD, RH FENDER EXTENSION COMPLETE	8	90.00	720.00
PM1000	PAINT AND BODY SHOP MATERIALS	1	595.00	595.00
BODY SHOP PA...	BODY SHOP PARTS / MISC. EXPENSE / WASTE FEE / FLUID	1	350.00	350.00
10032751	BLUE BIRD NEW STYLE VISION HOOD	1	6,600.00	6,600.00
10067284	BLUEBIRD FENDER EXT- RH	1	488.84	488.84
10070860	BLUE BIRD FRONT BUMPER (SUPERSEDED 6-20-22)	1	2,220.00	2,220.00
10020717	BRACKET, MOUNTING, FRAME LH	1	116.32	116.32
10020718	BRACKET, MOUNTING, FRAME RH	1	116.32	116.32
10020719	BRACKET , MOUNTING , BUMPER, LH	1	202.54	202.54
10020720	BRACKET, MOUNTING , BUMPER RH	1	202.54	202.54

<b>Subtotal</b>
<b>Sales Tax (0.0%)</b>
<b>Total</b>

TRANS. PHONE #

TRANS. FAX #

BUCK'S WHEEL  
& EQUIPMENT

5101 N. MAIN ST  
FORT WORTH, TX 76179  
PHONE 817-332-1228  
FAX 817-332-1817



**Quote**

Date	Quote #
1/8/2026	36717
Rep	CMS

Name / Address
HENDERSON ISD PO BOX 728 HENDERSON TX 75652

Ship To
HENDERSON ISD 200 NORTH HIGH HENDERSON, TX 75652

UNIT #	Customer E-mail	Customer Phone	Customer Fax
04	accountspayable@henders...	903-655-5000	903-657-9271

Item	Description	Qty	Rate	Total
10052611	ROD, TORSION, HOOD ASSIST	1	71.62	71.62
00093551	BUSHING, WEAR, TORSION ROD, HOOD ASSIST	1	6.42	6.42
10042488	PIVOT ASSEMBLY, HOOD, L/H	1	138.18	138.18
10042487	PIVOT ASSEMBLY, HOOD, R/H	1	138.18	138.18
10042484	BRACKET, HOOD PIVOT, RH	1	21.23	21.23
PARTS	TIE ROD TUBE ASSEMBLY	1	506.00	506.00
10042485	BRACKET, HOOD PIVOT, LH	1	21.23	21.23
00093784	L/H HOOD TORSION BAR BRACKET	1	87.41	87.41
00093785	R/H HOOD TORSION BAR BRACKET	1	124.04	124.04
10055332	R/H HEADLAMP ASSY, BLUE BIRD 2014 AND UP	1	306.03	306.03
10072320	BLUEBIRD FRONT CROSSMEMBER CLOSEOUT	1	338.16	338.16
10021420	BLUEBIRD RADIATOR FAN SHROUD	1	200.17	200.17
10053625	RADIATOR	1	826.65	826.65
10010215	BLUEBIRD CHARGE AIR COOLER	1	877.30	877.30
10081858	PIVOT FOR HOOD RH	1	155.41	155.41
10020190	BLUEBIRD RAD COOLING FAN	1	241.32	241.32
10081859	PIVOT FOR HOOD LH	1	155.41	155.41
00101039	BRACKET SLIDING	1	22.56	22.56
00101712	BRACKET, HOOD, BLUE BIRD	1	7.75	7.75
1648070	WHEEL WELL TRIM, BLUEBIRD	1	111.54	111.54
10032341	BLUEBIR RH MUD FLAP BRACKET	1	75.95	75.95
00075395	BRACKET, MUD FLAP	1	67.22	67.22
10020718	BRACKET, MOUNTING, FRAME RH	1	116.32	116.32

<b>Subtotal</b>	\$35,642.66
<b>Sales Tax (0.0%)</b>	\$0.00
<b>Total</b>	\$35,642.66

TRANS. PHONE #

TRANS. FAX #



# East Texas Truck Collision

1201 North Frisco Street

Henderson, TX 75652

Phone: (903) 392-7448 Fax: ( ) -

Email: Heath@etxtruckcollision.com Tax ID: 32089032703

Date: 1/16/2026  
 Reference #: 060620000400  
 Estimated By: Heath Martin  
 Name: Henderson ISD

Year: 2019  
 Make: Blue Bird Bus  
 Model: Bus  
 Unit #:

Address:  
 City/State/Zip: ,  
 Phone: - -  
 Cell Phone: - -  
 Purchase Order:  
 Customer Number: 060620000400  
 Claim Contact:  
 Contact Title:  
 Contact Phone: x  
 Contact Email:

VIN: FBBCV118052200294  
 Style: Medium Duty Truck  
 Plate/State: -  
 WMI: FIN:  
 Odometer:  
 Color:  
 Date Of Loss:  
 Authorized By:  
 Claim Number:  
 RO:

Operation	Description	Part #	Type	Labor	Paint	-----Parts-----	Misc
<b>----- Front Bumper -----</b>							
1	Replace	Front Bumper Assembly (1 Piece)	New	1.20		1 @ \$1,354.00	\$1,354.00
2		R&I License Plate		AddLbr 0.10			
<b>----- Grille (1-Piece) -----</b>							
3	Replace	Grille	New Incl			1 @ \$335.65	\$335.65
4	Replace	Bug Screen	New Incl			1 @ \$49.61	\$49.61
<b>----- Hood (1 Piece) -----</b>							
5	Replace	Hood Shell	New	6.00	6.00	1 @ \$2,330.56	\$2,330.56
6		Add for Underside - Hood Shell		AddPnt	2.40		
7	Replace	Hood Hinge (Right)	New Incl		0.50	1 @ \$68.19	\$68.19
8	Replace	Hood Latch (Right)	New	0.30		1 @ \$42.97	\$42.97
9	Replace	Hood Assist Bracket (Right)	New	0.20		1 @ \$50.33	\$50.33
10	Replace	Splash Shield (Right)	New Incl			1 @ \$82.81	\$82.81
11	Replace	Intake Ducting	New	M		1 @ \$124.21	\$124.21
12	Replace	Headlamp Assembly (Right)	New Incl			1 @ \$209.51	\$209.51
13	Replace	Headlamp Bezel (Right)	New Incl			1 @ \$69.14	\$69.14
14	Replace	Turn Signal Assembly (Right)	New Incl			1 @ \$25.06	\$25.06
<b>----- Fender Extension (Cowl Mounted) -----</b>							
15 *	Repair	Fender Extension Cowl Mounted (Left)		2.00	2.50		
16		Add for Underside - Fender Extension Cowl Mounted (Left)		AddPnt	0.80		
17	Replace	Fender Extension Cowl Mounted (Right)	New	1.00	2.50	1 @ \$625.52	\$625.52
18		Add for Underside - Fender Extension Cowl Mounted (Right)		AddPnt	0.80		
19	Replace	Mud Flap (Right)	New	0.30		1 @ \$24.36	\$24.36
<b>----- A/C &amp; Heater (Day) -----</b>							
20	Replace	Drier	New	M 1.00		1 @ \$110.14	\$110.14
21		Charge A/C		AddLbr M 1.40			
22		Recover Freon		AddLbr M 0.30			
23	Replace	Condenser	New	M 1.10		1 @ \$335.09	\$335.09



# East Texas Truck Collision

1201 North Frisco Street

Henderson, TX 75652

Phone: (903) 392-7448 Fax: ( ) -

Email: Heath@etxtruckcollision.com Tax ID: 32089032703

Date: 1/16/2026  
 Reference #: 060620000400  
 Estimated By: Heath Martin  
 Name: Henderson ISD

Year: 2019  
 Make: Blue Bird Bus  
 Model: Bus  
 Unit #:

Operation	Description	Part #	Type	Labor	Paint	-----Parts-----	Misc
<b>----- Charge Air Cooler -----</b>							
24	Replace	Charge Air Cooler	New Incl	M		1 @ \$1,062.76	\$1,062.76
<b>----- Cooling -----</b>							
25	Replace	Radiator Assembly (1999+)	New	M	5.20	1 @ \$2,145.00	\$2,145.00
26	Replace	Radiator Strut (Right)	New	M	0.70	1 @ \$189.00	\$189.00
27	Replace	Radiator Seal	New	M	0.30	1 @ \$57.23	\$57.23
28	Replace	Side Radiator Flange (Right)	New	M	0.50	1 @ \$231.23	\$231.23
29	Replace	Lower Flange	New	M	0.50	1 @ \$168.24	\$168.24
30	Replace	Fan Shroud	New Incl	M		1 @ \$149.37	\$149.37
31	Replace	Fan Blade	New	M	1.00	1 @ \$164.39	\$164.39
32	Replace	Support Rod (Right)	New	M	0.10	1 @ \$62.35	\$62.35
33	Replace	Radiator Crossmember Bracket (Right)	New	M		1 @ \$88.65	\$88.65
<b>----- Front Steering -----</b>							
34	Replace	Drag Link	New	M	1.00	1 @ \$181.39	\$181.39
35	Replace	Tie Rod Assembly	New	M	1.00	1 @ \$359.73	\$359.73
<b>----- Wheels &amp; Tires - Painted -----</b>							
36	Replace	Front Tire (Right)	New		1.40	1 @ \$785.00	\$785.00
37	Replace	Add for Tire Disposal	Mtrls	AddPrt		1 @ \$30.00	\$30.00
38		Add to Balance Tire		AddLbr	0.20		
<b>----- Front Axle Beam -----</b>							
39	Replace	Axle Beam	New	M	12.50	1 @ \$2,985.00	\$2,985.00
<b>----- Front Suspension (Left) -----</b>							
40	Replace	Front Spring (Left)	New	M	2.70	1 @ \$725.00	\$725.00
41	Replace	U-Bolt (Left)	New Incl	M		1 @ \$150.00	\$150.00
<b>----- Front Suspension (Right) -----</b>							
42	Replace	Front Spring (Right)	New	M	2.70	1 @ \$725.00	\$725.00
43	Replace	Axle Saddle (Right)	New	M	1.00	1 @ \$186.00	\$186.00
44	Replace	U-Bolt (Right)	New Incl	M		1 @ \$150.00	\$150.00
45	Replace	Spring Wedge (Right)	New Incl	M		1 @ \$60.00	\$60.00
46	Replace	Shock Absorber (Right)	New	M	0.50	1 @ \$124.00	\$124.00
47	Replace	Front Spring Bracket (Right)	New	M	1.50	1 @ \$845.45	\$845.45
48	Replace	Spring Spacer, Metal (Front)	New			1 @ \$112.25	\$112.25
<b>----- Frame -----</b>							
49 *	Repair	Set Up and Measure Frame		F	4.00		
50 *	Replace	Pull to Align Frame Rails (Mash)	Sublet	F		1 @ \$4,500.00	\$4,500.00
51 *	Replace	Pull to Align Frame Rails (Sway)	Sublet	F		1 @ \$4,500.00	\$4,500.00
<b>----- Custom Services -----</b>							
52		Tint Color		CS		1.00	
53		De-Nib and Polish		CS		1.50	
<b>----- Calculated Values -----</b>							
54 ^		Shop Supplies		Mtrls			\$225.00



## East Texas Truck Collision

1201 North Frisco Street  
Henderson, TX 75652

Phone: (903) 392-7448 Fax: ( ) -

Email: Heath@etxtruckcollision.com Tax ID: 32089032703

Date:	1/16/2026	Year:	2019
Reference #:	060620000400	Make:	Blue Bird Bus
Estimated By:	Heath Martin	Model:	Bus
Name:	Henderson ISD	Unit #:	

Operation	Description	Part #	Type	Labor	Paint	-----Parts-----	Misc
55 ^	Hazardous Waste						\$15.00
56 ^	Truck Cover		Mtrls	0.50			
57 ^	Two stage paint.				4.20		
58 ^	Paint Materials		Mtrls				\$1,554.00

An '\*' indicates user change of database part and '^' indicates manually entered or custom database rows.

### Estimate Notes:

Summary	Amount	Rate	Disc	Total
Body Labor	13.2	\$135.00	0.00%	\$1,782.00
Paint Labor	22.2	\$135.00	0.00%	\$2,997.00
Mechanical	35.0	\$185.00	0.00%	\$6,475.00
Frame	4.0	\$185.00	0.00%	\$740.00
Misc. Labor	0.0	\$0.00	0.00%	\$0.00
Parts	\$26,574.19		0.00%	\$26,574.19
Misc.				\$1,794.00
Sub-total				\$40,362.19
Sales Tax				0.00

Total	\$40,362.19
Betterment	\$0.00
Deductible	\$0.00
Grand Total	\$40,362.19



## East Texas Truck Collision

1201 North Frisco Street

Henderson, TX 75652

Phone: (903) 392-7448 Fax: ( ) -

Email: [Heath@etxtruckcollision.com](mailto:Heath@etxtruckcollision.com) Tax ID: 32089032703

Date:	1/16/2026	Year:	2019
Reference #:	060620000400	Make:	Blue Bird Bus
Estimated By:	Heath Martin	Model:	Bus
Name:	Henderson ISD	Unit #:	

---

### TERMS & CONDITIONS

The above is an estimate based on inspection and does not cover additional parts or labor which may be required after the work has been started. Occasionally worn or damaged parts are discovered which may not have been evident on the first inspection. Because of this, the above prices are not guaranteed. Quotations on parts and labor are current and subject to change. If you authorize us to proceed with the repairs and order parts on this truck please sign and date.

Signed \_\_\_\_\_ Date \_\_\_\_\_



Henderson Independent School District  
 General Fund Budget Summary  
 2025-2026

	2025-2026 Original Budget	12.09.2025 Budget Amendment	02.10.2026 Budget Amendment	2025-2026 Revised Budget
<b>Revenues</b>				
5700 Local Revenue	13,007,698	-	30,249	13,037,947
5800 State Revenue	23,103,273	-	-	23,103,273
5900 Federal Revenue/Other Sources	60,000	-	-	60,000
<b>Total Revenues</b>	<b>\$ 36,170,971</b>	<b>\$ -</b>	<b>\$ 30,249</b>	<b>\$ 36,201,220</b>
<b>Expenditures</b>				
11 Instruction	21,558,240	-	(12,487)	21,545,753
12 Instructional Resources & Media Services	249,646	-	(1,228)	248,418
13 Curriculum/Staff Development	401,145	-	(18,136)	383,009
21 Instructional Leadership	468,009	-	(1,000)	467,009
23 School Leadership	2,145,306	-	3,478	2,148,784
31 Guidance and Counseling	1,499,806	-	(460)	1,499,346
32 Social Work Services	95,180	-	-	95,180
33 Health Services	482,168	-	-	482,168
34 Student Transportation	1,508,602	-	30,249	1,538,851
36 Cocurricular/Extracurricular Activities	2,332,043	-	-	2,332,043
41 General Administration	1,617,207	(3,215)	(6,768)	1,607,224
51 Plant Maintenance & Operations	3,945,744	150,654	2,690	4,099,088
52 Security & Monitoring Services	739,082	-	(51,500)	687,582
53 Data Processing Services	943,005	-	85,411	1,028,416
61 Community Services	20,909	-	-	20,909
71 Debt Service	70,000	19,090	-	89,090
93 Payments to Fiscal Agents	35,000	-	-	35,000
99 Other Intergovernmental Charges	400,000	(15,875)	-	384,125
<b>Total Expenditures</b>	<b>\$ 38,511,092</b>	<b>\$ 150,654</b>	<b>\$ 30,249</b>	<b>\$ 38,691,995</b>
<b>Other Sources:</b>				
7913 Proceeds from Capital Leases	-	150,654	-	150,654
<b>Total Other Sources</b>	<b>\$ -</b>	<b>\$ 150,654</b>	<b>\$ -</b>	<b>\$ 150,654</b>
<b>Net Change in Fund Balance</b>	<b>\$ (2,340,121)</b>	<b>\$ -</b>	<b>\$ -</b>	<b>\$ (2,340,121)</b>

<u>BATCH</u>	<u>DESCRIPTION</u>	<u>FISCAL YEAR</u>	<u>POST DATE</u>	<u>BATCH ORIGIN</u>	<u>STATUS</u>		
25-00027	BUDGET AMENDMENT - WES WATER FOUNTAIN GYM	2025-2026	NOT POSTED	Batch Entry	Batch		
<u>LINE</u>	<u>NAME/PROJ</u>	<u>DESCRIPTION/ADDITIONAL DESCRIPTION</u>	<u>ACCOUNT/REFERENCE</u>	<u>QUICK KEY</u>	<u>ENTRY DATE</u>	<u>DEBIT AMOUNT</u>	<u>CREDIT AMOUNT</u>
1		BUDGET AMENDMENT - CAMPUS TRANSFER TO MAINTENANCE BUDGET TO ADD WATER FOUNTAIN IN GYM	199 E 51 6316 99 940 0 99 000		02/02/2026	2,690.00	0.00
2		BUDGET AMENDMENT - CAMPUS TRANSFER TO MAINTENANCE BUDGET TO ADD WATER FOUNTAIN IN GYM	199 E 11 6499 00 109 0 11 000		02/02/2026	0.00	2,690.00
TOTALS						2,690.00	2,690.00

<u>BATCH</u>	<u>DESCRIPTION</u>	<u>FISCAL YEAR</u>	<u>POST DATE</u>	<u>BATCH ORIGIN</u>	<u>STATUS</u>		
25-00025	BUDGET AMENDMENT - INSURANCE PROCEEDS BUS ACC	2025-2026	NOT POSTED	Batch Entry	Batch		
<u>LINE</u>	<u>NAME/PROJ</u>	<u>DESCRIPTION/ADDITIONAL DESCRIPTION</u>	<u>ACCOUNT/REFERENCE</u>	<u>QUICK KEY</u>	<u>ENTRY DATE</u>	<u>DEBIT AMOUNT</u>	<u>CREDIT AMOUNT</u>
1		BUDGET AMENDMENT - INSURANCE PROCEEDS BUS ACCIDENT	199 R 00 5745 00 000 0 00 000		01/07/2026	0.00	30,249.00
2		BUDGET AMENDMENT - INSURANCE PROCEEDS BUS ACCIDENT	199 E 34 6249 99 950 0 99 INS		01/07/2026	30,249.00	0.00
TOTALS						30,249.00	30,249.00

<u>BATCH</u>	<u>DESCRIPTION</u>	<u>FISCAL YEAR</u>	<u>POST DATE</u>	<u>BATCH ORIGIN</u>	<u>STATUS</u>		
25-00024	BUDGET AMENDMENT - NETWORKING EQUIP E-RATE	2025-2026	NOT POSTED	Batch Entry	Batch		
<u>LINE</u>	<u>NAME/PROJ</u>	<u>DESCRIPTION/ADDITIONAL DESCRIPTION</u>	<u>ACCOUNT/REFERENCE</u>	<u>QUICK KEY</u>	<u>ENTRY DATE</u>	<u>DEBIT AMOUNT</u>	<u>CREDIT AMOUNT</u>
1		BUDGET AMENDMENT - NETWORKING EQUIP E-RATE	199 E 53 6639 00 999 0 99 000		01/05/2026	85,411.00	0.00
2		BUDGET AMENDMENT - NETWORKING EQUIP E-RATE	199 E 52 6249 00 109 0 99 000		01/05/2026	0.00	50,000.00
3		BUDGET AMENDMENT - NETWORKING EQUIP E-RATE	199 E 11 6239 00 999 0 11 000		01/05/2026	0.00	8,904.00
4		BUDGET AMENDMENT - NETWORKING EQUIP E-RATE	199 E 11 6239 14 999 0 25 000		01/05/2026	0.00	3,000.00
5		BUDGET AMENDMENT - NETWORKING EQUIP E-RATE	199 E 13 6239 14 999 0 99 000		01/05/2026	0.00	16,739.00
6		BUDGET AMENDMENT - NETWORKING EQUIP E-RATE	199 E 41 6239 00 750 0 99 000		01/05/2026	0.00	6,768.00
TOTALS						85,411.00	85,411.00

\*\*\*\*\* End of report \*\*\*\*\*

BATCH	DESCRIPTION	FISCAL YEAR	POST DATE	BATCH ORIGIN	STATUS
25-00189	Preparing for EOY/BOY	2025-2026	NOT POSTED	Submit Transfer	Submitted

LINE	NAME/PROJ	DESCRIPTION/ADDITIONAL DESCRIPTION	ACCOUNT/REFERENCE	QUICK KEY	ENTRY DATE	DEBIT AMOUNT	CREDIT AMOUNT
1		Preparing for EOY/BOY	199 E 12 6399 00 107 0 99 000		02/02/2026	0.00	978.00
2		Preparing for EOY/BOY	199 E 23 6499 00 107 0 99 000		02/02/2026	978.00	0.00
3		Preparing for EOY/BOY	199 E 13 6411 00 107 0 11 000		02/02/2026	0.00	1,197.00
4		Preparing for EOY/BOY	199 E 11 6399 00 107 0 11 000		02/02/2026	1,197.00	0.00
5		Preparing for EOY/BOY	199 E 31 6399 00 107 0 99 000		02/02/2026	0.00	1,000.00
6		Preparing for EOY/BOY	199 E 23 6499 00 107 0 99 000		02/02/2026	1,000.00	0.00
7		Preparing for EOY/BOY	199 E 52 6399 00 107 0 99 000		02/02/2026	0.00	1,500.00
8		Preparing for EOY/BOY	199 E 23 6499 00 107 0 99 000		02/02/2026	1,500.00	0.00
TOTALS						4,675.00	4,675.00

BATCH	DESCRIPTION	FISCAL YEAR	POST DATE	BATCH ORIGIN	STATUS
25-00184	TRANSFER TO COVER E HATHAWAY CAR RENTAL TO TM	2025-2026	NOT POSTED	Submit Transfer	Submitted

LINE	NAME/PROJ	DESCRIPTION/ADDITIONAL DESCRIPTION	ACCOUNT/REFERENCE	QUICK KEY	ENTRY DATE	DEBIT AMOUNT	CREDIT AMOUNT
1		TRANSFER TO COVER E HATHAWAY CAR RENTAL TO TMEA	199 E 11 6299 71 001 0 11 000		01/30/2026	0.00	800.00
2		TRANSFER TO COVER E HATHAWAY CAR RENTAL TO TMEA	199 E 13 6411 71 001 0 99 000		01/30/2026	800.00	0.00
TOTALS						800.00	800.00

BATCH	DESCRIPTION	FISCAL YEAR	POST DATE	BATCH ORIGIN	STATUS
25-00181	Preparing for EOY/BOY	2025-2026	NOT POSTED	Submit Transfer	Submitted

LINE	NAME/PROJ	DESCRIPTION/ADDITIONAL DESCRIPTION	ACCOUNT/REFERENCE	QUICK KEY	ENTRY DATE	DEBIT AMOUNT	CREDIT AMOUNT
1		Preparing for EOY/BOY	199 E 12 6329 00 107 0 99 000		01/22/2026	0.00	250.00
2		Preparing for EOY/BOY	199 E 11 6399 00 107 0 11 000		01/22/2026	250.00	0.00
3		Preparing for EOY/BOY	199 E 13 6299 00 107 0 99 000		01/22/2026	0.00	1,000.00
4		Preparing for EOY/BOY	199 E 11 6399 00 107 0 11 000		01/22/2026	1,000.00	0.00
5		Preparing for EOY/BOY	199 E 21 6411 00 107 0 99 000		01/22/2026	0.00	1,000.00
6		Preparing for EOY/BOY	199 E 11 6399 00 107 0 11 000		01/22/2026	1,000.00	0.00
TOTALS						2,250.00	2,250.00

BATCH	DESCRIPTION	FISCAL YEAR	POST DATE	BATCH ORIGIN	STATUS
25-00166	Transfer for PSAT testing HMS 6-7-8 gr studen	2025-2026	NOT POSTED	Submit Transfer	Submitted

LINE	NAME/PROJ	DESCRIPTION/ADDITIONAL DESCRIPTION	ACCOUNT/REFERENCE	QUICK KEY	ENTRY DATE	DEBIT AMOUNT	CREDIT AMOUNT
------	-----------	------------------------------------	-------------------	-----------	------------	--------------	---------------

BATCH	DESCRIPTION	FISCAL YEAR	POST DATE	BATCH ORIGIN	STATUS
25-00166	Transfer for PSAT testing HMS 6-7-8 gr studen	2025-2026	NOT POSTED	Submit Transfer	Submitted

LINE	NAME/PROJ	DESCRIPTION/ADDITIONAL DESCRIPTION	ACCOUNT/REFERENCE	QUICK KEY	ENTRY DATE	DEBIT AMOUNT	CREDIT AMOUNT
. . . CONTINUED							
1		Transfer from Other Instructional supplies to Counselor Testing account to pay for testing from appropriate budget code PSAT (Attaching copy of quote for testing amounts)	199 E 11 6399 99 041 0 11 000		01/15/2026	0.00	540.00
2		Transfer to Counselor testing account from Other Instructional supplies to pay for 6-7-8 gr PSAT Testing from appropriate budget code (attaching copy of quote for testing amounts)	199 E 31 6334 00 041 0 99 000		01/15/2026	540.00	0.00
TOTALS						540.00	540.00

\*\*\*\*\* End of report \*\*\*\*\*

## Henderson ISD Board Background

### Subject:

---

Presented for:      Action   X                        Report Only       

### Background Information

S.B. 11 outlines the framework that a school district or open-enrollment charter school may use when establishing a policy to provide for a period of prayer and reading of the Bible or other religious texts. The framework closely tracks existing case law on the subject and would require a consent form to participate. Further, a policy adopted under this bill must ensure that an established period for prayer and the reading of the Bible or other religious texts is not in the physical presence or within the hearing of a person for whom a signed consent form has not been submitted. Additionally, the bill clarifies that a period for prayer and the reading of the Bible or other religious texts established may not be a substitute for instructional time.

The text of the law requires a district to cast a vote in consideration of Senate Bill 11 prior to March 1, 2026.

### Recommendation:

After reviewing Texas Senate Bill 11, administration recommends that the Board of Trustees approve a motion to take no action.

Texas Senate Bill 11 provides permissive authority rather than a mandate and does not require immediate board action for compliance. The district currently allows and supports lawful, student-initiated, and staff-supported opportunities that already meet the intent of the legislation. These include, but are not limited to, recognized student organizations such as Fellowship of Christian Athletes, as well as the opportunity for a moment of silence at the beginning of the school day, during which students may reflect, pray, or engage in silent contemplation according to their individual beliefs.

These practices are voluntary, inclusive, and consistent with current state law and district policy. As such, administration believes existing procedures adequately support students' rights while maintaining appropriate boundaries for staff and instructional time.

### **Contact Person(s):**

Superintendent Brian Bowman

A BILL TO BE ENTITLED  
AN ACT

relating to a period of prayer and reading of the Bible or other religious text in public schools.

BE IT ENACTED BY THE LEGISLATURE OF THE STATE OF TEXAS:

SECTION 1. Subchapter C, Chapter 25, Education Code, is amended by adding Section 25.0823 to read as follows:

Sec. 25.0823. PERIOD OF PRAYER AND READING OF BIBLE OR OTHER RELIGIOUS TEXT. (a) The board of trustees of a school district or the governing body of an open-enrollment charter school that is not operated by or affiliated with a religious organization may by record vote on a resolution described by Subsection (a-1) adopt a policy requiring every campus of the district or school to provide students and employees with an opportunity to participate in a period of prayer and reading of the Bible or other religious text on each school day in accordance with this section.

(a-1) A resolution to adopt a policy under Subsection (a) must read as follows:

"The (insert name of school district or open-enrollment charter school) shall adopt a policy requiring every campus of (insert name of district or school) to provide a period of prayer and reading of the Bible or other religious text as provided by Section 25.0823, Education Code."

(b) A policy adopted under Subsection (a) must:

(1) prohibit a student or employee of the school district or open-enrollment charter school from being permitted to participate in the period of prayer and reading of the Bible or other religious text unless the employee or parent or guardian of the student submits to the district or school a signed consent form that includes:

(A) an acknowledgment that the student or employee has a choice as to whether to participate in the period of prayer and reading of the Bible or other religious text;

(B) a statement that the person has no objection to the student's or employee's participation in or hearing of the prayers or readings offered during the period; and

(C) an express waiver of the person's right to bring a claim under state or federal law arising out of the adoption of a policy under this section, including a claim under the Establishment Clause of the First Amendment to the United States Constitution or a related state or federal law, releasing the district or school and district or school employees from liability for those claims brought in state or federal court;

(2) prohibit the provision of a prayer or reading of the Bible or other religious text over a public address system; and

(3) specify that a period of prayer or reading of the Bible or other religious text may not be a substitute for instructional time.

(c) An employee or parent or guardian of a student may revoke the person's consent provided under Subsection (b) (1) by informing the appropriate school administrator, as determined by the school district or open-enrollment charter school. An employee or student for whom consent has been revoked under this subsection:

(1) may not participate in the period of prayer and reading of the Bible or other religious text until the employee or parent or guardian of the student submits to the district or school a new consent form under Subsection (b) (1); and

(2) remains bound by the waiver described by Subsection (b) (1) (C).

(d) A policy adopted under Subsection (a):

(1) must include provisions ensuring a prayer or reading of the Bible or other religious text is not provided in the physical presence of, within the hearing of, or in another manner which would constitute an injury in fact within the meaning of the United States or Texas Constitution on a person for whom a signed consent form has not been submitted under Subsection (b) (1) or has been revoked under Subsection (c); and

(2) in order to comply with this subsection, may require that the period of prayer and reading of the Bible or other religious text be provided:

(A) before normal school hours;

(B) only in classrooms or other areas in which a consent form under Subsection (b) (1) has been submitted for every employee and student, which may include an entire school district or open-enrollment charter school campus if a consent form has been submitted for each employee and student at the campus; or

(C) by any other method recommended by the attorney general or legal counsel for the district or school.

(e) The attorney general, on request from the board of trustees of a school district or the governing body of an open-enrollment charter school, shall:

(1) provide advice on best methods for a district or school to comply with the requirements of this section;

(2) provide a model consent form that may be used for purposes of providing consent under Subsection (b) (1); and

(3) defend the district or school in a cause of action arising out of the adoption of a policy under Subsection (a).

(f) If the attorney general defends a school district or open-enrollment charter school under Subsection (e) (3), the state is liable for the expenses, costs, judgments, or settlements of the claims arising out of the representation. The attorney general may settle or compromise any and all claims under this subsection. The state may not be liable for any expenses, costs, judgments, or settlements of any claims arising out of the adoption of a policy under Subsection (a) against a district or school not being represented by the attorney general.

(g) Regardless of whether the board of trustees of a school district or the governing body of an open-enrollment charter school adopts a policy under Subsection (a), this section does not prohibit a student or employee of the district or school from participating in prayer or reading of the Bible or other religious text during a period of the school day that is not designated as a period of prayer and reading of the Bible or other religious text.

SECTION 2. Section 25.901, Education Code, is amended to read as follows:

Sec. 25.901. EXERCISE OF CONSTITUTIONAL RIGHT TO PRAY. A public school student has an absolute right to individually, voluntarily, and silently pray or meditate in school in a manner that does not disrupt the instructional or other activities of the school. A person may not require~~[, encourage,]~~ or coerce a student

to engage in or refrain from such prayer or meditation during any school activity.

SECTION 3. Not later than six months after the effective date of this Act, each board of trustees of a school district and each governing body of an open-enrollment charter school shall take a record vote on whether to adopt a resolution described by Section 25.0823(a-1), Education Code, as added by this Act.

SECTION 4. This Act applies beginning with the 2025-2026 school year.

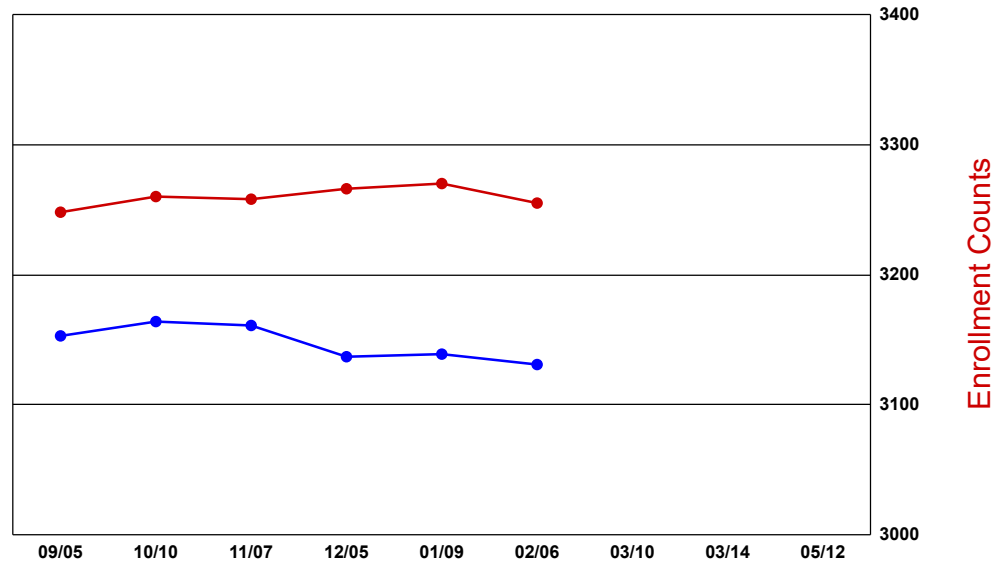
SECTION 5. This Act takes effect immediately if it receives a vote of two-thirds of all the members elected to each house, as provided by Section 39, Article III, Texas Constitution. If this Act does not receive the vote necessary for immediate effect, this Act takes effect September 1, 2025.



Enrollment Date	09/05	10/10	11/07	12/05	01/09	02/06	03/10	03/14	05/12				
Average Enrollment 2025-2026	3153	3164	3161	3137	3139	3131							
Difference	95 ↓	96 ↓	97 ↓	129 ↓	131 ↓	124 ↓							
Average Enrollment 2024-2025	3248	3260	3258	3266	3270	3255							

## HENDERSON ISD ENROLLMENT

- Average Enrollment 2025-26
- Average Enrollment 2024-25



**HISD 2025-2026**  
**Enrollment / ADA Report**  
 Submitted by:  
 Kim Gunz, District PEIMS Coordinator



Attendance Date	08/22	08/29	09/05	09/12	09/19	10/03	10/10	10/17	10/31	11/07	11/14	11/21	12/05	12/12	12/19	1/16/26	1-23-26	1-30-26	2/6/26			
Average Weekly Attendance 25-26										97	96	95	96	96	93	96.06	93.09	93.79	96.03			
										96.58%	95.80%	95.12%	95.83%	95.54%	93.26%	96.06%	93.09%	93.79%	96.03%			
Average Weekly Attendance 24-25										95.14%	95.13	94.34	95.43%	95.91%	93.87%	93.71%	88.15%	89.63%	91.80%			
										95.14	95.13	94.34	95	96	94	93.71	88.15	89.63	91.8			

## HENDERSON ISD WEEKLY ADA

- Average Weekly Attendance 25-26
- Average Weekly Attendance 24-25

