

Thursday, June 12, 2008

7:00 PM

**Regular Meeting
of
The Board of Trustees**



BORGER INDEPENDENT SCHOOL DISTRICT

**BORGER INDEPENDENT SCHOOL DISTRICT
BOARD OF EDUCATION
AGENDA FOR Regular MEETING**

**Thursday, June 12, 2008
Board Conference Room, 200 East Ninth, Borger, Texas
Time: 7:00 PM
Dinner - Administration Building - 6:15p.m.**

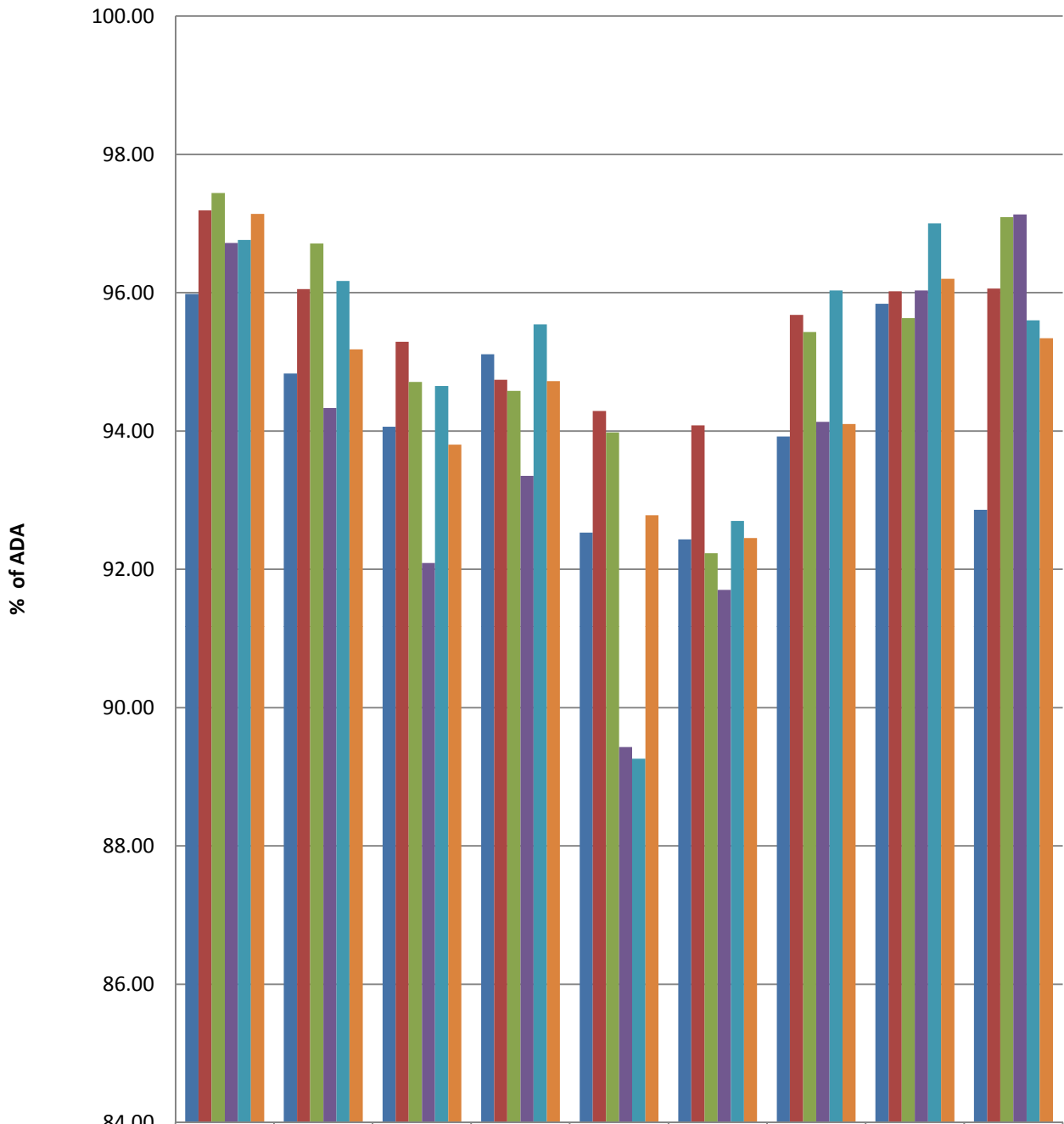
The subjects to be discussed or considered, or upon which any formal action may be taken, are as follows: *(Items do not have to be taken in the same order as shown on this meeting notice.)*

1. Roll Call
2. Open Forum
3. Superintendent's Report 4
 - A. Enrollment 5
 - B. Board Operating Procedures 8
 - C. Personnel 9
 1. Resignations 9
 2. Employment 13
 - D. Dates to Remember 14
 - E. Monthly Reports 15
 1. AESOP
 2. Safe Environment Report
 3. Facilities Standard Report
 - F. District Facilities Update
4. New Business for Consideration / Action 16
 - A. Consider Construction Change Request E-26R at New Elementary School 17
 - B. Consent Agenda 18
 1. Minutes of Regular Meeting May 20, 2008 18
 2. Donations 24
 3. May 2008 Payroll 26
 4. May 2008 Disbursements 27
 - C. Consideration of 2008-2009 BISD Salary Increase 34
 - D. Consideration of 2008-2009 BISD Proposed Salary Schedule
 - E. Region 16 Education Service Center Contracts 35
 - F. Student Accident Insurance 42
 - G. Delegate and Alternate to the 2008 TASB Assembly 47
 - H. Food Service Meal Price Consideration 48
 - I. Budget Amendment
5. Financial Reports 49
6. Taxes 57
7. Future Agenda Items
 - A. Superintendents Formative Evaluation
8. Adjourn

If, during the course of the meeting, any discussion of any item on the agenda should be held in a closed meeting, the Board will conduct a closed meeting in accordance with the Texas Open Meetings Act, Texas Government Code, Chapter 551, Subchapters D and E. Before any closed meeting is convened, the presiding officer will publicly identify the section or sections of the Act authorizing the closed meeting. All final votes, actions, or decisions will be taken in open meeting.

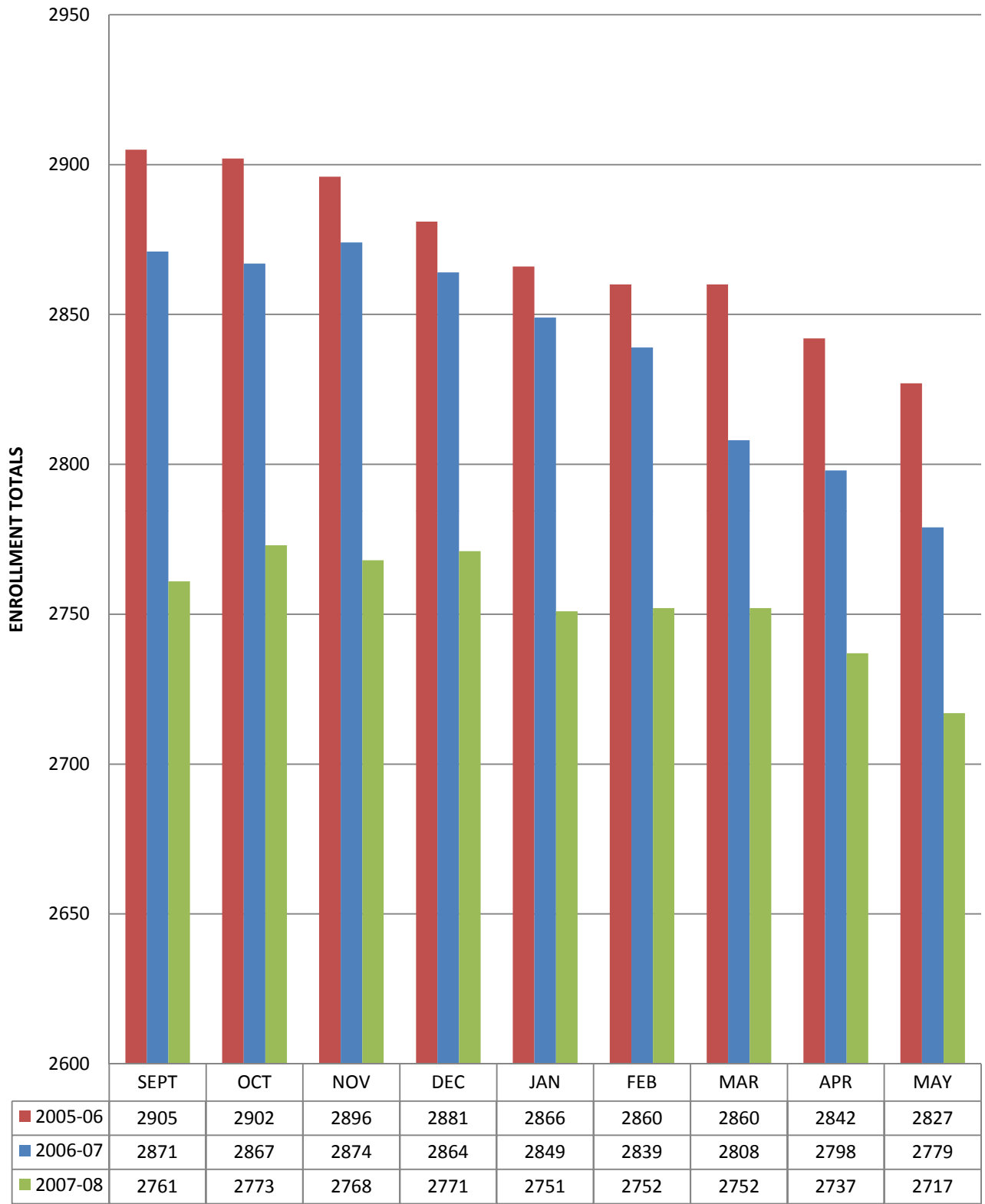
Superintendent's Report

Borger ADA Comparison



	SEPT	OCT	NOV	DEC	JAN	FEB	MAR	APR	MAY
H.S./Champs	95.98	94.83	94.06	95.11	92.53	92.43	93.92	95.84	92.86
Middle School	97.19	96.05	95.29	94.74	94.29	94.08	95.68	96.02	96.06
Intermediate	97.44	96.71	94.71	94.58	93.98	92.23	95.43	95.63	97.09
PBECC	96.72	94.33	92.09	93.35	89.43	91.70	94.13	96.03	97.13
Crockett	96.76	96.17	94.65	95.54	89.26	92.70	96.03	97.00	95.60
Gateway	97.14	95.18	93.80	94.72	92.78	92.45	94.10	96.20	95.34

BISD ENROLLMENT COMPARISONS



SUPERINTENDENT'S REPORT

June 12, 2008

ENROLLMENT May 29, 2008											
CAMPUS	SP. ED.	PPCD	HS	PK	K	1ST	2ND	3RD	4TH	TOTAL	
PAUL BELTON	-	2	86	98	190	-	-	-	-	376	
Teachers	-	1	3*	3**	10	-	-	-	-	21†	
GATEWAY	6	-	-	-	-	194	203	-	-	403	
Teachers	1	-	-	-	-	11	11	-	-	32†	
CROCKETT	1	-	-	-	-	-	-	197	201	399	
Teachers	1	-	-	-	-	-	-	11	10	29†	
TOTAL ELEMENTARY	7	2	86	98	190	194	203	197	201	1178	
TOTAL # CLASSROOM TEACHERS	2	1	3	3	10	11	11	11	10	82	
CAMPUS			5 TH	6 TH	7 TH	8 TH	9 TH	10 TH	11 TH	12 TH	TOTAL
BORGER INTERMEDIATE			226								226
Teachers											13
BORGER MIDDLE				170	197	205	-	-	-	-	572
Teachers											48
BORGER HIGH							192	187	176	168	723
Teachers											66
CHAMPS											18
TOTAL SECONDARY			226	170	197	205	192	187	176	168	1,539 (+Champs)
TOTAL # CLASSROOM TEACHERS											127
*2 teachers are ½ time ** 3 - ½ day classes each † includes CEI, Music, P.E., Special Ed., Reading Recovery & Peak teachers											

ENROLLMENTS (Ending 2006-2007 school year, beginning 2007-2008 enrollment, prior and present month enrollment)

May 24, 2007	2,779
August 27, 2007	2,793
April 30, 2008	2,737
May 29, 2008	2,717

Superintendent's Report

Board Operating Procedures

Superintendent's Report

RESIGNATIONS

JUNE 2008

**Scott Carothers
Marci Chaddick
Melanie Griffin**

May 29, 2008

Cliff Stephens
Superintendent
Borger ISD
200 E. Ninth Street
Borger, TX 79007

Dear Mr. Stephens,

I would like to resign my 2008-2009 contract with Borger ISD effective at the end of my current contract term. I would like to thank you and the school board for three wonderful years with Borger ISD.

Sincerely

A handwritten signature in cursive script that reads "Scott Carothers". The signature is written in dark ink and is positioned above the printed name.

Scott Carothers

May 27, 2008

Mrs. Linda Rotramel
Borger Independent School District
200 E. 9th Street
Borger, TX 79007

Dear Linda,

Due to my husband accepting a call from a church in San Antonio, I will not be able to return for the 2008-2009 school year. I would like to thank you for the opportunity to teach in Borger ISD. These past four years have been so rewarding for me.

Sincerely,

Marci Chaddick

Marci Chaddick

May 29 2008 11:09AM Crockett Elementary

(806) 273-1067

p.2

May 29, 2008

To Whom It May Concern:

I am resigning my position at Borger ISD, because I am moving to Georgetown, Texas. Thank you for allowing me to teach at Crockett this year. I have had a great year with my students, my peers, and my administration.

Sincerely,


Melanie Griffin

PERSONNEL – EMPLOYMENT

AMENDED NEW HIRES

JUNE 2008

James Berry	BHS	Special Education
Katherine Loucks	BIS	5 th Grade Music
Larry Murrell	BMS	PE/Coach
Jeremy Mueller	BHS	PE/Coach
Lindsey Raff	BHS	Math
Kenneth Rosser	Gateway Elementary	Principal
Christy Showers	Crockett Elementary	3rd Grade Teacher
Tiffany Willis	PBECC	Pre-Kindergarten

SUPERINTENDENT'S REPORT

D A T E S T O R E M E M B E R

July Board Meeting	Tuesday, July 15, 2008
August 14-22	In-service
August 25, 2008	First Day of School
September 26-28	TASB Convention

Superintendent's Report

Monthly Reports

AESOP

Safe Environment

Facility Standards Report

Consideration Action

Consideration / Action

Construction Change Request E-26R at New Elementary School

**MINUTES OF REGULAR MEETING
BOARD OF TRUSTEES
BORGER INDEPENDENT SCHOOL DISTRICT
May 20, 2008**

- MEMBERS PRESENT:** Mr. Gary Schneck, Mrs. Elaine Feese, Mr. Johnny Rusten, Mr. Robert Bradley, Mr. David Brandon, Mr. Todd Harris, and Mrs. Charlotte Williams.
- MEMBERS ABSENT:** None
- OTHERS PRESENT:** Superintendent Clifton Stephens, Assistant Superintendent Linda Rotramel, Business Manager Faye Hooper, Exec. Director of Special Programs and Elementary Instruction Bobbie Nichols, Exec. Director of Transition and Non Instructional Services Bob Callaghan, Technology Specialist Barbie Schroeder, Athletic Director Tim Anuszkiewicz, Principals Tony McCarthy, Matt Ammerman, Randal Hatfield, and Jayson Hataway, and Borger News Herald reporter, Michelle Berry.
- VISITORS:** Les Burke, Elizabeth Haley.
- CALL TO ORDER:** Mr. Schneck, President of the Board, called the meeting of the Borger Independent School District Board of Trustees to order at 4 p.m. in the Borger ISD Administrative Board Room. "Let the record show that a quorum of board members is present, that this meeting has been duly called and that notice of this meeting has been posted in accordance with the Texas Open Meetings Act, Texas Government Code, Chapter 551."
- The Pledge of Allegiance was given.
- Mr. Schneck extended a cordial welcome to all present.
- OPEN FORUM:** No One Appeared
- OATH:
ADMINISTERED TO
BOARD MEMBERS:** The Oath of Office was administered by Mrs. Tina Briscoe, to re-elected board members, Mr. Gary Schneck and Mr. Robert Bradley. Each will serve a three year term.
- ORGANIZATION
OF BOARD:
ELECTION OF
OFFICERS:** Mr. Scheck asked for nominations for President. Mr. Brandon nominated Mrs. Elaine Feese, Mr. Bradley made the motion that nominations cease and to proceed to elect Mrs. Feese, President of the Board of Education, by acclamation. The motion was seconded by Mrs. Williams and carried unanimously. Mrs. Feese abstained from voting. Before handing over the gavel, Mr. Schneck expressed his gratitude to the board and the administration for the opportunity to serve as President for the past three years. He further stated that the support of the board and the staff of Borger I.S.D. has been phenomenal. Mr. Bradley expressed his

appreciation to Mr. Schneck for the wonderful job Mr. Schneck has done and that it has been a pleasure and an honor to serve with him. Mr. Stephens expressed his appreciation to Mr. Schneck for his service as a Board Member and as President.

Mrs. Feese, President asked for nominations for Vice President. Mr. Bradley nominated Mr. Johnny Rusten and moved that nominations cease and to proceed to elect Mr. Rusten as Vice-President of the board, by acclamation. The motion was seconded by Mr. Harris and carried unanimously. Mr. Rusten abstained from voting.

Mrs. Feese asked for nominations for Secretary. Mr. Brandon nominated Mr. Robert Bradley and moved that nominations cease and to proceed to re-elect Mr. Bradley Secretary of the board by acclamation. The motion was seconded by Mr. Schneck and carried unanimously. Mr. Bradley abstained from voting.

AUTHORIZATION OF SIGNATURES

It was moved by Mr. Schneck, seconded by Mr. Brandon and carried unanimously to approve the change in signatures to Mrs. Feese as president of the board as recommended by the administration.

BOARD MEETING DATES

It was moved by Mr. Brandon, seconded by Mr. Schneck and carried unanimously to keep the board meetings on the second Thursday of each month at 7:00 p.m. as recommended by the administration.

SUPERINTENDENT'S REPORT

- A. Mr. Stephens reported an enrollment of 2737 students for the month ending April 30, 2008. ADA was reported for each campus.

(ATTACH COPY OF ENROLLMENT REPORTS INTO MINUTE BOOK)

- B. A letter from Mr. Johnny Miller, Borger High School Choral Director, announced Texas Music Scholar Awards were given to Lizzie Madden and Allison Grider.
The Angela Tyson Scholarship was given to Bethany Maxwell

Outstanding Choral Students were: Jeannie Lewis and Ivan Lopez

(ATTACH COPY OF LETTER INTO MINUTE BOOK)

- C. Mr. Stephens reviewed upcoming events for Borger I.S.D.
- a. Baccalaureate – May 29, 2008
 - b. Graduation – May 30, 2008
 - c. Regular June Meeting – June 12, 2008, 7:00 p.m.
 - d. July Meeting will be changed from July 10 to July 15.
 - e. June 2-22, 2008 Bulldog Stadium will be closed due to renovations.
- D. Mrs. Linda Rotramel gave an update on C-Scope and announced that the first C-SCOPE Conference will be held August 11 at Region 16.
- E. Athletic Director Tim Anuszkiewicz released the Summer Athletic Camp Schedule.

(ATTACH SCHEDULE INTO MINUTE BOOK)

**CLOSED SESSION
CALLED AT 4:25 P.M.**

Mrs. Feese moved that the Board adjourn into an executive session pursuant to the Subchapters D and E of the Texas Open Meeting Act: 551.074 discussing Personnel. The motion seconded by Mr. Brandon was carried unanimously.

**REGULAR SESSION
RECONVENED AT
5:12 P.M.**

President Feese announced no action was taken.

PERSONNEL

Substitute Teachers

Cathy Galloway
Sandi Kramer
Julie Lee
Kristen McMath
Amanda Russell

Resignations:

Ricardo Garza
Chuck Griffin
Amber Riley
Tina Sims
Tamra Walton
Cade Wartes
Amy Whitson

Employment:

Salaries will be computed in accordance with the 2008-2009 salary schedule.

Jennifer Belveal – Gateway Elementary / Teacher
Wayne Bollin – Borger High School/ Assistant Principal
Kim Dean – Borger High School / Teacher
Jessica Garrett – Borger High School / Teacher
De'Lila Holder – Paul Belton E.C.C. / Principal
Tamera Kingham – Borger Middle School / Teacher
Amanda Lewis – Borger Middle School / Teacher
Michael Littlejohn – Borger High School / Coach
Lupe Newton – Borger High School / Teacher
Sabre Parks – Borger Middle School / Teacher
Melissa Purcell – Borger Intermediate / Teacher
Kristie Rehkopf – Borger High School / Counselor
Tina Sims – Borger Middle School / Teacher
Jennifer Torres – Crockett – Teacher

- F. Les Burke, Elizabeth Haley and Allan Wolf (via phone conference) from Parkhill, Smith and Cooper updated the board on the construction projects.

(ATTACH SUMMARY INTO MINUTE BOOK)

**NEW BUSINESS FOR
CONSIDERATION/ACTION**

**APPROVED –
CROCKETT
DEMOLITION**

It was moved by Mr. Schneck, seconded by Mr. Bradley and carried unanimously to approve the Crockett demolition package award to Haste Construction and MW Builders in the amount of \$198,295.00

**APPROVED GMP
FOR MIDDLE SCHOOL
RENOVATIONS**

It was moved by Mr. Schneck, seconded by Mr. Rusten and carried unanimously to approve the Middle School GMP and bid packages of \$5,107,404. This amends MW Builders original award for the Middle School by an additional \$3,425,625 per the attached recommendation letter and bid tabulation.

**(ATTACH SUMMARY AND RECOMMENDATION LETTERS INTO
MINUTE BOOK)**

CONSENT AGENDA:

It was moved by Mr. Brandon, seconded by Mr. Harris and carried unanimously to approve the consent agenda as recommended by the administration. The following items were approved:

1. Minutes of Regular Meeting April 10, 2008
2. Minutes of Special Meeting May 9, 2008
3. Donations – AMBUCS to HACSSA - \$1700.00
4. April 2008 Payroll - \$1,454,670.65
5. April 2008 Disbursements - \$520,227.79
Capital Project Disbursements - \$1,592, 044.98
6. 2007-2008 Borger High School Graduates

(ATTACH LIST INTO MINUTE BOOK)

**APPROVED 3 YEAR
TECHNOLOGY PLAN**

It was moved by Mr. Rusten, seconded by Mr. Brandon and carried unanimously to approve the Three year Technology plan as presented by Mrs. Schroeder, Borger I.S.D. technology Specialist, and recommended by the administration.

(ATTACH LIST INTO MINUTE BOOK)

**APPROVED
INTER-LOCAL
AGREEMENT
WITH CITY OF
BORGER**

It was moved by Mr. Harris, seconded by Mrs. Williams and carried unanimously to approve the inter-local agreement with the City of Borger regarding School Resource Officers for Borger I.S.D.

(ATTACH COPY OF INTERLOCAL AGREEMENT)

**BIDS
FOOD SERVICE
Sale of Equipment**

It was moved by Mr. Schneck, seconded by Mr. Brandon and carried unanimously (Mrs. Williams abstaining) to approve the sale of kitchen equipment from Crockett Elementary to Steve Williams. Mr. Williams was the high bidder for the equipment.

**ATHLETIC
FOOD SERVICE**

It was moved by Mr. Bradley, seconded by Mr. Brandon and carried unanimously to approve the Athletic bids as recommended by the administration.

(ATTACH COPY OF BIDS INTO MINUTE BOOK)

**FOOD SERVICE
SUPPLIES
AND EQUIPMENT**

It was moved by Mrs. Williams seconded by Mr. Rusten and carried unanimously to approve the Food Service bids as recommended by the administration.

(ATTACH COPY OF BIDS INTO MINUTE BOOK)

FINANCIAL REPORTS: Copies of reports on school funds for the month ending April 30, 2008, were submitted by the Finance Department. Bank Balances were as follows:

BORGER I.S.D.
BANK BALANCES
As of April 30, 2008

GENERAL OPERATING	\$	321,923.77
WORKER'S COMP/BENEFITS		54,149.77
TRS CARE, HEALTH INSURANCE CLAIM		65.53
		<hr/>
TOTAL	\$	376,139.07

TAXES: A report on tax collections for the period ending April 30, 2008, was submitted by the Appraisal District.

(ATTACH COPY OF REPORTS INTO MINUTE BOOK)

**FUTURE AGENDA
ITEMS**

1. Superintendent Summative Evaluation
2. Board Operating Procedures

ADJOURNMENT:

There being no further business, it was moved by Mrs. Feese seconded by Mr. Harris and carried unanimously to adjourn the meeting at 6:02 p.m.

Consideration / Action

DONATIONS

From	Recipient	Amount
Borger Basketball Booster Club	Bulldog Athletic Department / Basketball Program	\$2,500.00

BORGER BULLDOGS



Athletic Office
Phone (806) 273-1033
Fax (806) 273-1018

BORGER INDEPENDENT SCHOOL DISTRICT
Department of Athletics
600 West First
Borger, Texas 79007

*BASEBALL
*BASKETBALL
*CROSS COUNTRY
*FOOTBALL
*GOLF
*SOCCER
*SOFTBALL
*TENNIS
*TRACK
*VOLLEYBALL
*WRESTLING

May 21, 2008

Mr. Clifton L. Stephens, Superintendent
Borger ISD Board of Trustees
P. O. Box 1177
Borger, Texas 79008

Dear Mr. Stephens and Trustees:

I recommend we accept a gift of \$2,500.00 from the Basketball Booster Club. This money is for equipment for the High School Basketball program.

Sincerely,



Tim Anuskiewicz,
Athletic Director

TA/gb

Borger Independent School District

May 31, 2008

Borger ISD Payroll	\$1,536,193.29
--------------------	----------------

BORGER ISD CHECK REGISTER MAY, 2008

CHECK #	DATE	VENDOR	AMOUNT
30708	05/01/08	TALL COTTON NFL DIST TOUI	\$ 430.00
30709	05/06/08	CLINTON GRANGE	\$ 1,313.00
30710	05/07/08	ALERT SERVICES	\$ 131.48
30711	05/07/08	ALLTEL	\$ 73.09
30712	05/07/08	AMARILLO GLOBE NEWS	\$ 135.00
30713	05/07/08	AT&T	\$ 1,604.68
30714	05/07/08	AUDIO VIDEO CORP	\$ 85.00
30715	05/07/08	SUSAN L BLACKWELL	\$ 362.48
30716	05/07/08	SUSAN L BLACKWELL	\$ 82.00
30717	05/07/08	BLUE BELL CREAMERIES L P	\$ 14.68
30718	05/07/08	BORGER ROTARY CLUB	\$ 163.50
30719	05/07/08	MICHAEL JOSEPH BOS	\$ 50.00
30720	05/07/08	BUCKS SPORTING GOODS	\$ 8,761.01
30721	05/07/08	CDW G	\$ 2,439.00
30722	05/07/08	ANGELA CLARKSON	\$ 68.31
30723	05/07/08	COCA COLA BOTTLING CO	\$ 81.00
30724	05/07/08	DAKES RESTAURANT & CATE	\$ 1,811.25
30725	05/07/08	DALLAS HERMETIC COMPAN\	\$ 2,404.50
30726	05/07/08	DIXIE DOG	\$ 165.90
30727	05/07/08	DOVER PUBLICATIONS INC	\$ 55.03
30728	05/07/08	EBSCO SUBSCRIPTION SERV	\$ 790.77
30729	05/07/08	ALAN EGERTON	\$ 179.82
30730	05/07/08	ELLIOTT ELECTRIC SUPPLY	\$ 239.39
30731	05/07/08	ENABLING TECHNOLOGIES	\$ 46.75
30732	05/07/08	ERIC ENRIQUEZ	\$ 50.00
30733	05/07/08	GERALDS OFFICE PRODUCTE	\$ 722.61
30734	05/07/08	GOLF HEADQUARTERS	\$ 451.75
30735	05/07//08	HARCOURT ACHIEVE	\$ 1,002.83
30736	05/07/08	RICK HARRIS	\$ 88.15
30737	05/07/08	JIM HESS PRINTERS INC	\$ 845.60
30738	05/07/08	SANDRA HILBERT DBA H&H P	\$ 488.10
30739	05/07/08	MELANIE HINSON	\$ 109.76
30740	05/07/08	CURTIS D HODGE	\$ 9.88
30741	05/07/08	ASA A HOWARD	\$ 105.95
30742	05/07/08	JONES SCHOOL SUPPLY CO	\$ 213.15
30743	05/07/08	KAEDEN CORPORATION	\$ 190.85
30744	05/07/08	LABATT FOOD SERVICE	\$ 6,299.40
30745	05/07/08	LENNOX INDUSTRIES INC	\$ 91.81
30746	05/07/08	PATRICK S LEWIS	\$ 50.00
30747	05/07/08	MACKIN LIBRARY MEDIA	\$ 2,534.34
30748	05/07/08	RAVEN KELSEY MARTINEZ	\$ 50.00
30749	05/07/08	MARYRUTH BOOKS	\$ 185.74
30750	05/07/08	JEREMIAH ANTHONY MCCAR	\$ 94.85
30751	05/07/08	MCDONALDS	\$ 37.55
30752	05/07/08	MEDICAID CLAIM OF TX INC	\$ 590.83
30753	05/07/08	MILLER PAPER CO	\$ 992.15
30754	05/07/08	MORTON LUMBER CO	\$ 2,199.89
30755	05/07/08	MR TREAT	\$ 270.00

30756	05/07/08	MRS BAIRDS BAKERIES	\$	621.44
30757	05/07/08	N B S	\$	139.16
30758	05/07/08	NCS PEARSON INC	\$	577.70
30759	05/07/08	NELSON EDUCATION	\$	126.73
30760	05/07/08	CHASSEY LEAH OXLEY	\$	50.00
30761	05/07/08	PAC AND MAIL	\$	331.06
30762	05/07/08	PANHANDLE PAGING	\$	18.95
30763	05/07/08	PAPER DIRECT	\$	648.26
30764	05/07/08	PARSLEYS ROOFING INC	\$	1,280.00
30765	05/07/08	PEST MANAGEMENT SERVICE	\$	730.00
30766	05/07/08	PIONEER VALLEY EDUC PREC	\$	579.15
30767	05/07/08	PITSCO INC	\$	398.47
30768	05/07/08	PLAINS DAIRY	\$	1,414.86
30769	05/07/08	POPULAR SUPPLY	\$	697.49
30770	05/07/08	WESTAIR PRAXAIR DIST INC	\$	30.91
30771	05/07/08	PRESTWICK HOUSE INC	\$	100.68
30772	05/07/08	PRO ED	\$	343.20
30773	05/07/08	REGION XVI ED SVC CENTER	\$	0.80
30774	05/07/08	RELIABLE CORPORATION	\$	212.96
30775	05/07/08	ROCKY ASH AUCTION COMP/	\$	2,600.00
30776	05/07/08	SCHWARTZ & EICHELBAUM P	\$	487.50
30777	05/07/08	VERNON SCOTT	\$	105.95
30778	05/07/08	THE SECURITY COMPANY	\$	129.00
30779	05/07/08	CASSIE RAE SHEDD	\$	50.00
30780	05/07/08	BRENDA K SNOW	\$	72.50
30781	05/07/08	SPORTIME	\$	157.99
30782	05/07/08	SUNGARD PUBLIC SECTOR P	\$	2,053.26
30783	05/07/08	SWEET REWARDS	\$	54.10
30784	05/07/08	TEP INC	\$	291.60
30785	05/07/08	TEXAS GAS SERVICE	\$	12,013.44
30786	05/07/08	ED TURNER PROPERTY MGM	\$	6,000.00
30787	05/07/08	UNITED SUPERMARKET	\$	166.51
30788	05/07/08	LORI MICHELLE VILLANUEVA	\$	330.48
30789	05/07/08	THE WATER STORE	\$	13.50
30790	05/07/08	DAVID WOOD	\$	40.00
30791	05/07/08	WRANGLER CONSTRUCTION	\$	80.00
30792	05/07/08	XCEL ENERGY	\$	131.86
30793	05/07/08	XEROX CORPORATION	\$	10,911.60
30794	05/07/08	CAROL F ZUCCONE ED D	\$	425.00
30795	05/07/08	CUSTOM FOOD GROUP	\$	173.00
30796	05/07/08	RACHEAL PAULINE OELEIS	\$	18.00
30797	05/08/08	STEVE SPANGLER SCIENCE	\$	738.34
30798	05/14/08	AT&T	\$	804.16
30799	05/14/08	BLUE BELL CREAMERIES L P	\$	78.68
30800	05/14/08	BORGER NEWS -HERALD	\$	1,311.54
30801	05/14/08	MICHELLE BRAME	\$	302.13
30802	05/14/08	MICHELLE BRAME	\$	1,179.00
30803	05/14/08	BRASHER TROPHY	\$	101.75
30804	05/14/08	BROWN ELECTRIC	\$	468.47
30805	05/14/08	BUCKS SPORTING GOODS	\$	6,935.15
30806	05/14/08	BUTTERCUP HOUSE INC	\$	308.00
30807	05/14/08	CITY OF BORGER	\$	56.40

30808	05/14/08	DEMONETTE SOFTBALL BOO	\$	260.75
30809	05/14/08	DUMAS ISD	\$	875.00
30810	05/14/08	SUZANNE DUVALL	\$	690.00
30811	05/14/08	DYNA SYSTEMS	\$	790.43
30812	05/14/08	ELLIOTT ELECTRIC SUPPLY	\$	19.31
30813	05/14/08	FOLLETT LIBRARY BOOK CO	\$	628.93
30814	05/14/08	ROSS FORNEY	\$	120.00
30815	05/14/08	FRONTLINE DATA INC	\$	854.50
30816	05/14/08	GERALDS OFFICE PRODUCTS	\$	287.43
30817	05/14/08	GOLF HEADQUARTERS	\$	757.50
30818	05/14/08	GRAINGER INC	\$	18.64
30819	05/14/08	HAGAR RESTAURANT SERVIC	\$	173.63
30820	05/14/08	HARCOURT ACHIEVE	\$	68.54
30821	05/14/08	HONEYWELL INC	\$	225.71
30822	05/14/08	INTERQUEST DETECTION CA	\$	600.00
30823	05/14/08	JENTS HOUSE OF MUSIC INC	\$	466.00
30824	05/14/08	JASON JONES	\$	150.00
30825	05/14/08	JULIE ANN KELLEY	\$	234.90
30826	05/14/08	LABATT FOOD SERVICE	\$	5,157.07
30827	05/14/08	PATRICK S LEWIS	\$	100.00
30828	05/14/08	LIBRARY VIDEO CO	\$	207.05
30829	05/14/08	HAROLD LEON LOWERY	\$	17.40
30830	05/14/08	SHARON ANN LOWERY	\$	3.94
30831	05/14/08	LUBBOCK AUDIO VISUAL INC	\$	185.40
30832	05/14/08	M & M AUTO PARTS	\$	7.19
30833	05/14/08	RAY MARTIN	\$	100.95
30834	05/14/08	MASTER E NETWORKS	\$	2,620.00
30835	05/14/08	DONALD PAUL MCKINNEY	\$	9.73
30836	05/14/08	MILLER PAPER CO	\$	384.05
30837	05/14/08	DONNA FAYE MOORE	\$	43.20
30838	05/14/08	MORTON LUMBER CO	\$	254.85
30839	05/14/08	MR TREAT	\$	270.00
30840	05/14/08	MRS BAIRDS BAKERIES	\$	802.44
30841	05/14/08	MUNDO CORP		VOID
30842	05/14/08	OMNIGRAPHICS	\$	66.00
30843	05/14/08	OTASCO/WESTERN AUTO	\$	143.60
30844	05/14/08	PAC AND MAIL	\$	896.58
30845	05/14/08	FRED PANKRATZ	\$	200.00
30846	05/14/08	PAPER DIRECT	\$	172.87
30847	05/14/08	DEBORAH A PARSLEY	\$	596.57
30848	05/14/08	PEARSON EDUCATIONAL ME/	\$	100.00
30849	05/14/08	PLAINS DAIRY	\$	1,969.84
30850	05/14/08	JOHN PONTIUS	\$	52.00
30851	05/14/08	QLD	\$	259.29
30852	05/14/08	QUILL CORPORATION	\$	763.20
30853	05/14/08	REGION XVI ED SVC CENTER	\$	2,127.94
30854	05/14/08	CHRISTOPHER D RILEY	\$	17.94
30855	05/14/08	JENNIFER RINDAHL	\$	288.36
30856	05/14/08	MARY E ROBINSON	\$	391.23
30857	05/14/08	BRENDA S HICKS RUSS	\$	374.22
30858	05/14/08	SAFETY KLEEN CORP	\$	145.97
30859	05/14/08	JOSEPH S SHELTON	\$	7.45

30860	05/14/08	JOHN STROTHER	\$	200.00
30861	05/14/08	TIMOTHY J SUDBRINK	\$	15.98
30862	05/14/08	TASB RISK MANAGEMENT	\$	798.75
30863	05/14/08	TEXAS CHORAL DIRECTORS	\$	105.00
30864	05/14/08	CRYSTAL WALDROP	\$	618.03
30865	05/14/08	WALMART	\$	211.55
30866	05/14/08	WALSH ANDERSON BROWN	\$	1,000.00
30867	05/14/08	LINDA SUE WASHER	\$	140.64
30868	05/14/08	THE WATER STORE	\$	15.00
30869	05/14/08	NANCY E WHITE	\$	143.78
30870	05/14/08	THE H W WILSON CO	\$	177.00
30871	05/14/08	WOODYS GLASS CO	\$	86.58
30872	05/14/08	XCEL ENERGY	\$	19,264.45
30873	05/14/08	SANDRA HILBERT DBA H&H P	\$	60.00
30874	05/14/08	WALMART	\$	326.70
30875	05/15/08	ABC INFLATABLES	\$	1,097.00
30876	05/15/08	DAVIS BODY SHOP/BLAYDES	\$	1,578.76
30877	05/21/08	ABILITATIONS	\$	84.11
30878	05/21/08	AIRGAS SOUTHWEST INC	\$	12.39
30879	05/21/08	AMERIPRIDE LINEN & APPAREL	\$	47.22
30880	05/21/08	ANTHEM SPORTS	\$	2,040.45
30881	05/21/08	BEVOS DRIVE IN	\$	120.00
30882	05/21/08	MICHAEL J BLOMMAERT/POW	\$	975.00
30883	05/21/08	BLUE BELL CREAMERIES L P	\$	126.54
30884	05/21/08	BOOKBINDING & LAMINATING	\$	206.00
30885	05/21/08	BETTINA KARELLE BRISCOE	\$	99.26
30886	05/21/08	CHALKS TRUCK PARTS INC	\$	241.50
30887	05/21/08	CLAUDE ISD	\$	10,544.43
30888	05/21/08	COUNTRY CHEVROLET INC	\$	136.90
30889	05/21/08	CROWN SUPPLY	\$	214.80
30890	05/21/08	CULLIGAN WATER CONDITIOI	\$	68.00
30891	05/21/08	DELL	\$	1,242.49
30892	05/21/08	DIXONS GLASS	\$	40.00
30893	05/21/08	DYNA SYSTEMS	\$	159.86
30894	05/21/08	EUROSPORT	\$	484.59
30895	05/21/08	EYE ON EDUCATION	\$	512.00
30896	05/21/08	FILMS FOR THE HUMANITIES	\$	171.15
30897	05/21/08	FLAGHOUSE INC	\$	198.38
30898	05/21/08	JEREMY M FORD	\$	192.40
30899	05/21/08	FRONTIER FUELS CO	\$	18,116.83
30900	05/21/08	GERALDS OFFICE PRODUCTS	\$	116.03
30901	05/21/08	GRAINGER INC	\$	72.23
30902	05/21/08	CLINTON GRANGE	\$	29.08
30903	05/21/08	GROOM ISD	\$	3,844.77
30904	05/21/08	HATHAWAY INDUSTRIES LLP	\$	1,596.45
30905	05/21/08	BRANDY HEBERT	\$	81.57
30906	05/21/08	HS ACTIVITY FUND CHEERLE	\$	250.00
30907	05/21/08	HYDROTEX	\$	7,600.00
30908	05/21/08	INTERSTATE BATTERY SYSTE	\$	286.85
30909	05/21/08	JENTS HOUSE OF MUSIC INC	\$	10.80
30910	05/21/08	MARILYN KAY JOHNSTONE	\$	117.00
30911	05/21/08	KEVIN D KUEHLER	\$	1,521.00

30912	05/21/08	LABATT FOOD SERVICE	\$	4,373.80
30913	05/21/08	VICTOR LANSBURY	\$	116.00
30914	05/21/08	M & M AUTO PARTS	\$	13.85
30915	05/21/08	MCI SERVICE PARTS INC	\$	38.53
30916	05/21/08	JOHNNY L MILLER		VOID
30917	05/21/08	MILLER PAPER CO	\$	407.89
30918	05/21/08	MITCHELL GASSAWAY JONES	\$	157.50
30919	05/21/08	MOORE WINDSHIELDS	\$	919.40
30920	05/21/08	MORRISON SUPPLY COMPAN	\$	437.50
30921	05/21/08	MORTON LUMBER CO	\$	1,181.84
30922	05/21/08	MR TREAT	\$	270.00
30923	05/21/08	MRS BAIRDS BAKERIES	\$	192.72
30924	05/21/08	MUNDO CORP	\$	162.35
30925	05/21/08	N B S	\$	10.02
30926	05/21/08	NAESP ED PRODUCTS	\$	103.00
30927	05/21/08	NCS PEARSON INC	\$	476.98
30928	05/21/08	OZARKA SPRING WATER/	\$	47.60
30929	05/21/08	PAC AND MAIL	\$	256.18
30930	05/21/08	PANHANDLE ISD	\$	19,069.53
30931	05/21/08	PARKERS DISTRIBUTING CO	\$	88.75
30932	05/21/08	J W PEPPER & SON INC	\$	45.88
30933	05/21/08	PERMA BOUND	\$	1,451.25
30934	05/21/08	PERRYTON ISD	\$	3,289.03
30935	05/21/08	PHEASANT TRAILS GOLF COL	\$	1,241.00
30936	05/21/08	PLAINS DAIRY	\$	1,637.58
30937	05/21/08	PLAZA RESTAURANT	\$	263.76
30938	05/21/08	PLEMONS STINNETT PHILLIP	\$	18,164.80
30939	05/21/08	POSTMASTER	\$	42.00
30940	05/21/08	WESTAIR PRAXAIR DIST INC	\$	73.49
30941	05/21/08	PRINGLE MORSE ISD	\$	2,644.63
30942	05/21/08	REGION XVI ED SVC CENTER	\$	1,545.00
30943	05/21/08	RIDDELL ALL AMERICAN SPO	\$	347.26
30944	05/21/08	RMI BRYANT	\$	30.20
30945	05/21/08	ROBERTS TRUCK CENTER IN	\$	35.15
30946	05/21/08	SANFORD FRITCH ISD	\$	27,014.10
30947	05/21/08	SCHOOL BUS PARTS CO	\$	189.30
30948	05/21/08	SCHOOL LABELS.COM	\$	65.99
30949	05/21/08	VERNON SCOTT	\$	269.53
30950	05/21/08	SPECTRUM CORP	\$	203.25
30951	05/21/08	SPRING CREEK ISD	\$	2,457.90
30952	05/21/08	SWEET REWARDS	\$	889.35
30953	05/21/08	TAPT	\$	270.00
30954	05/21/08	TEXAS ASSOC OF SCHOOL B	\$	20.00
30955	05/21/08	TRANSMONTAIGNE PRODUC	\$	1,738.44
30956	05/21/08	TREX EQUIPMENT CO	\$	407.65
30957	05/21/08	U S TECH	\$	56.00
30958	05/21/08	U-HAUL	\$	147.07
30959	05/21/08	UNITED FORD	\$	42.88
30960	05/21/08	UNITED SUPERMARKET	\$	173.67
30961	05/21/08	VAUGHNS TRUCK REPAIR	\$	149.00
30962	05/21/08	VERNON ISD	\$	150.00
30963	05/21/08	THE WATER STORE	\$	2.25

30964	05/21/08	WAVELENGTH	\$	2,000.00
30965	05/21/08	WHITE DEER ISD	\$	13,425.37
30966	05/21/08	ZEE MEDICAL INC	\$	47.95
30967	05/21/08	ZEP MANUFACTURING CO	\$	256.57
30968	05/21/08	CHURCH OF CHRIST	\$	18.03
30969	05/21/08	TAYLOR PUBLISHING CO	\$	628.11
30970	05/21/08	TERRI PEPPER	\$	1,296.00
30971	05/21/08	TERRI PEPPER	\$	2,055.74
30972	05/21/08	WELLS FARGO CARD SERVIC	\$	413.00
30973	05/30/08	BLUE BELL CREAMERIES L P	\$	21.74
30974	05/30/08	ESC REGION 13	\$	2,000.00
30975	05/30/08	LABATT FOOD SERVICE	\$	2,964.66
30976	05/30/08	MR TREAT	\$	567.00
30977	05/30/08	MRS BAIRDS BAKERIES	\$	237.44
30978	05/30/08	PLAINS DAIRY	\$	1,227.67
30979	05/30/08	UNISON LLC	\$	8,808.80
		<u>Total</u>	\$	<u>328,759.39</u>

**BORGER ISD CAPITAL PROJECT CHECK REGISTER
MAY 31, 2008**

CHECK #	DATE	VENDOR	AMOUNT
192	05/07/08	Parkhill Smith & Cooper I	\$111,149.88
193	05/14/08	Amarillo Testing & Engine	\$1,820.00
194	05/21/08	MW Builders of Texas	\$1,842,412.00
		Total	<u>\$1,955,381.88</u>

Proposed BISD Salary Increase

It is the recommendation of the administration that the Borger ISD Board of Trustees consider a 3% salary increase on the midpoint for all job classifications. The amount of the increase would be \$1219.00 for professional staff at pay grade 1.

Proposed BISD Salary Schedule

Example 2007 - 2008 Salary Schedule

CLASSIFICATION	Pay Grade	Days	Daily Minimum	Daily Midpoint	Daily Maximum	Salary Minimum	Salary Midpoint	Salary Maximum
Teacher/Nurse	1	187	\$172.11	\$215.13	\$258.16	\$32,184	\$40,229	\$48,275

Example: Proposed Salary Schedule 2008 -2009

CLASSIFICATION	Pay Grade	Days	Daily Minimum	Daily Midpoint	Daily Maximum	Salary Minimum	Salary Midpoint	Salary Maximum
Teacher/Nurse	1	187	\$173.83	\$217.28	\$260.74	\$32,506	\$40,631	\$48,758

First year teacher salary: \$35,578

**REGION 16 EDUCATION SERVICE CENTER
Programs/Projects/Services
2008-2009
CONTRACTED SERVICES**

The following information is submitted to assist you with 2008-2009 contracts:
(Highlighted numbers indicate participation by your district in 2007-2008)

Ad=Administration
AS = Administrative Services
BO = Business Office
ES = Education Services
HR = Human Resources
HS=Head Start
TS = Technology Services

	CONTRACTS	2007-2008 REGIONAL PARTICIPATION	2007-2008 COST	2008-2009 COST
Ad001	Crisis Assistance Team CP: Robin Adkins	As Needed	No Charge	No Charge
AS001	Alternative Certification Program CP: Ray Cogburn / Crystal Dockery	6	No Charge to Districts For Individual Fees See Brochure	No Charge to Districts For Individual Fees See Brochure
AS002	Management and Leadership Training CP: Ray Cogburn	Basic Services- 63 Legal Package- 45	Basic Services \$500 + \$50 Per Person Trained for MLT Offerings Legal Package \$100	Basic Services \$500 + \$50 Per Person Trained for MLT Offerings Legal Package \$100
AS003	School Board Training CP: Robin Adkins	64	\$10/hour per board member at ESC	\$10/hour per board member at ESC
AS004	Business Support Services Contract CP: Ray Cogburn	Option 1 38 Option 2 2	Option 1 Finance/State Aid Support \$800 Option 2 Additional Business Services \$1000 Combination Option 1 and Option 2 \$1400 Option 3 Districts with 150 ADA or less: Section I – Accounting, Budget and Finance \$10,000 Section II – Payroll \$10,000 Section I & II \$15,750 Districts with 151 to 300 ADA: Section I – Accounting, Budget and Finance \$15,000 Section II – Payroll \$15,000 Section I & II \$20,750 Districts over 300 ADA the fee will be negotiated	Option 1 Finance/State Aid Support \$800 Option 2 Additional Business Services \$800 Option 3 Districts with 150 ADA or less: Section I – Accounting, Budget and Finance \$10,800 Section II – Payroll \$10,800 Section I & II \$17,010 Districts with 151 to 300 ADA: Section I – Accounting, Budget and Finance \$16,200 Section II – Payroll \$22,410 Districts over 300 ADA the fee will be negotiated

	CONTRACTS	2007-2008 REGIONAL PARTICIPATION	2007-2008 COST	2008-2009 COST
AS005	Health Office CP: Ray Cogburn	36	\$450 or \$750 per site	\$450 or \$750 per site
AS006	RSCCC Business CP: Ray Cogburn	56	Base Cost \$6225 + \$550 for Multi User Network	Base Cost \$6350 + \$550 for Multi User Network
AS007	Student Management Solutions (SMS) CP: Ray Cogburn	2	Base Cost \$4800 per site New Staff Training \$400 per person eClass Attendance No Charge eClass Grades No Charge K12 Planet Existing License \$150 per campus + 50¢ per student K12 Planet New License \$150 per campus + \$1.50 per student	Base Cost \$4800 per site New Staff Training \$400 per person eClass Attendance No Charge eClass Grades No Charge K12 Planet Existing License \$150 per campus + 50¢ per student K12 Planet New License \$150 per campus + \$1.50 per student
AS008	Win School CP: Ray Cogburn	53	Base Cost \$4260 per site New Staff Training \$400 per person eClass Attendance \$275 per campus eClass Grades No Charge K12 Planet Existing License \$150 per campus + 50¢ per student K12 Planet New License \$150 per campus + \$1.50 per student	Base Cost \$4525 per site New Staff Training \$400 per person eClass Attendance \$275 per campus eClass Grades No Charge K12 Planet Existing License \$150 per campus + 50¢ per student K12 Planet New License \$150 per campus + \$1.50 per student
AS009	Student Services Support CP: Ray Cogburn For districts with single campuses of 150 students or less	2	Option 1 \$900 Option 2 \$1500 Option 3 Negotiated	Option 1 \$900 Option 2 \$1500 Option 3 Negotiated
AS010	RSCCC Student CP: Ray Cogburn	5	Base Cost \$4125 per site New Staff Training \$400 per person	Base Cost \$4600 per site New Staff Training \$400 per person
BO001	Supply and Equipment Purchasing Services CP: Cole Cordell	62	No Charge	No Charge

	CONTRACTS	2007-2008 REGIONAL PARTICIPATION	2007-2008 COST	2008-2009 COST
ES001	Advanced Academics (GT) CP: Lorraine Mains / Diane Reid	54	\$500 + (5% X Prior Year ADA x \$50) \$5,000 Cap	\$500 + (5% X Prior Year ADA x \$50) \$5,000 Cap
ES002	Curriculum and Instruction Services CP: Lorraine Mains / Diane Reid	61 Optional 32	Required \$4,300 + \$1.25 X Prior Year ADA Optional "Curriculum Collaborative" Support (CSCOPE) Set-up fee and annual subscription fee based on number of campuses	Required \$4,300 + \$1.25 X Prior Year ADA Optional "Curriculum Collaborative" Support (CSCOPE) Set-up fee and annual subscription fee based on number of campuses
ES003	AEIS IT Software Services CP: Lorraine Mains / Valli Townsend	37	Required \$850 Annual District Installation (includes TAKS, PGP, SCAN-IT, SLUG-IT, SDAA II, TELPAS, RPTE, Test Objectives, Student Expectations, Released TAKS Test Keys and Class Roster) \$45 District-wide Data Download Optional Online license: \$500 per campus	Required \$850 Annual District Installation (includes TAKS, PGP, SCAN-IT, SLUG-IT, TELPAS, Test Objectives, Student Expectations, Released TAKS Test Keys and Class Roster) \$45 District-wide Data Download Optional Online licenses: \$500 per campus \$250 PGP per campus
ES004	Blackboard Community/Contract CP: Lorraine Mains / Diane Reid	9	\$4000 for New Contracting Districts \$2000 for Existing Contracting Districts EDNET16 pays Blackboard Licensing Agreement	To be determined depending on participation and EDNET 16 contribution
ES005	Digital Knowledge Central Virtual Library CP: Lorraine Mains / Diane Reid	16	\$80 per participating librarian + \$1.31 per ADA + optional add-on package <i>Region 20 ESC has not finalized fees for 2007-2008</i>	No fee for K-12 Databases Program Free for optional add-on packages based on ADA or number of campuses <i>Region 20 ESC has not finalized fees for 2008-2009</i>

CONTRACTS	2007-2008 REGIONAL PARTICIPATION	2007-2008 COST	2008-2009 COST
ES006 DMAC Solutions Data Management for Assessment and Curriculum CP: Lorraine Mains / Diane Reid	12	Required Class Roster Fee \$0.60 per student based on district enrollment Optional CIA Alignment - \$500 per district Class Notes - \$5 per teacher PGP - \$400 per campus State Assessment - \$1000 per district TEKScore - \$1000 per district TPRI - \$500 per district Texas LEE - \$500 per district TAG - \$800 per district	Required Class Roster Fee \$0.65 per student per semester based on district enrollment Optional CAP - \$400 per campus CIA Alignment - \$500 per district Class Notes - \$5 per teacher PGP - \$400 per campus SIP - \$500 per campus State Assessment - \$1000 per district SSI - \$500 per campus TEKSscore - \$1000 per district TPRI - \$500 per district Texas LEE - \$500 per district TAG - \$800 per district
ES007 Instructional Technology Training CP: Lorraine Mains / Diane Reid	44	\$800 Base Cost + \$.75 X Prior Year ADA	\$800 Base Cost + \$.75 X Prior Year ADA
ES008 NovaNet CP: Lorraine Mains / Diane Reid	10	\$500 Campus Startup \$120 Per Connection Per Month Training for 12 - \$3400	\$500 Campus Startup \$120 Per Connection Per Month Training for 12 - \$3400
ES009 Video Streaming CP: Lorraine Mains / Diane Reid	50	\$1.00 X Prior Year ADA \$350 Cap Per Campus EDNET16 pays an additional portion of video streaming product costs	\$1.10 X Prior Year ADA \$350 Cap Per Campus EDNET16 pays an additional portion of video streaming product costs
ES010 Videoconference Field Trips CP: Lorraine Mains / Diane Reid	15	\$1,500 for videoconference sites 10 field trips included option to attend additional sessions scheduled by other districts at no charge. Additional field trips may be purchased for \$150 each	\$1,500 for videoconference sites 10 field trips included option to attend additional sessions scheduled by other districts at no charge. Additional field trips may be purchased for \$150 each
ES011 Web-accessed Comprehensive Curriculum Assessment Tool (WebCCAT) CP: Lorraine Mains / Valli Townsend	26	Silver Service \$850 Base Cost + \$.75 X Prior Year ADA for Grades 3-11 Gold Service - Optional \$5.25 X Prior Year Campus ADA	Silver Service \$850 Base Cost + \$.75 X Prior Year ADA for Grades 3-11 Gold Service - Optional \$5.75 X Prior Year Campus ADA

	CONTRACTS	2007-2008 REGIONAL PARTICIPATION	2007-2008 COST	2008-2009 COST
ES012	State Compensatory Education (SCE) Contracted Services CP: Lorraine Mains / Vickie Ansley	43	% of Prior Year Allocation & Up - 2.5% \$120,000 - 2.5% 85,000 - 120,000 - 3.0% 65,000 - 85,000 - 3.5% 40,000 - 65,000 - 4.0% 0 - 40,000 - 4.5% \$5,000 Cap	% of Prior Year Allocation & Up - 2.5% \$120,000 - 2.5% 85,000 - 120,000 - 3.0% 65,000 - 85,000 - 3.5% 40,000 - 65,000 - 4.0% 0 - 40,000 - 4.5% \$5,000 Cap
ES013	Title I Contracted Services CP: Lorraine Mains / Vickie Ansley	51	14% of the first \$20,000 + 5% above \$20,000 \$15,000 Cap	14% of the first \$20,000 + 5% above \$20,000 \$15,000 Cap
ES014	Title II Teacher and Principal Training and Recruitment CP: Lorraine Mains / Diane Reid	53	18% of LEA Allocation \$12,000 Cap	18% of LEA Allocation \$12,000 Cap
ES015	Title IV Safe & Drug Free Schools and Communities 100% Contract CP: Lorraine Mains / Valli Townsend	18	Amount equal to 100% of LEA Allocation	Amount equal to 100% of LEA Allocation
ES016	Bilingual/ESL CP: Lorraine Mains / Susan Nevada	44	10% of Prior Year Bilingual/ESL Allocation \$7,500 Cap (\$500 minimum)	10% of Prior Year Bilingual/ESL Allocation \$7,500 Cap (\$500 minimum)
ES017	Credit By Examination Purchasing Services CP: Lorraine Mains / Vickie Ansley	34	Offered at Bulk Rate Depending on Participation	Offered at Bulk Rate Depending on Participation
ES018	Direct Services CP: Lorraine Mains / Valli Townsend	Health-4 Counselor-5 Librarian-7	To be determined depending on participation	To be determined depending on participation
ES019	Certified Orientation & Mobility Specialist Contract CP: Lorraine Mains/Judy Babcock	7	To be determined depending on participation	To be determined depending on participation
ES020	Teacher of the Visually Impaired Contract CP: Lorraine Mains/Judy Babcock	6	\$300 per day \$150 per half day	\$300 per day \$150 per half day

	CONTRACTS	2007-2008 REGIONAL PARTICIPATION	2007-2008 COST	2008-2009 COST
HR001	Personnel Services CP: Hollis Parker Grimes	64	No Charge	No Charge
HR002	Sate Schools Project (SSP) Criminal History Check Services CP: Hollis Parker Grimes	32	\$8 per FTE as listed in the TEA Snapshot '04	\$9 per FTE as listed in the most recent TEA Snapshot
TS001	Internet Filtering CP: Greg Stockstill	39 3 0	EDNETT16 pays all costs	EDNETT16 pays all costs
TS002	Internet Services CP: Greg Stockstill	56	Internet 1-T1 - \$33,360 + T1 telecommunications fee Internet 2-T1 - \$9,360 + T1 telecommunications fee Internet 3-T1 - \$11,360 + T1 telecommunications fee Internet 4-T1 - \$13,360 + T1 telecommunications fee (E-Rate Eligible)	Internet 1-T1 - \$33,360 + T1 telecommunications fee Internet 2-T1 - \$9,360 + T1 telecommunications fee Internet 3-T1 - \$11,360 + T1 telecommunications fee Internet 4-T1 - \$13,360 + T1 telecommunications fee (E-Rate Eligible)
TS003	LAN Maintenance & Installation CP: Greg Stockstill	36	40 hours - \$2500 Additional days - \$500 (up to 15 days) Extended support days - \$425 (over 20 days)	40 hours - \$2500 Additional days - \$500 (up to 15 days) Extended support days - \$425 (over 20 days)
TS004	Video Conferencing CP: Greg Stockstill	35	1 T-1 Internet Access = \$7800 per year for 1 st site + T1 telecommunications fee 2 T-1 Internet Access = \$4500 per year for 1 st site + T1 telecommunications fee Video Only = \$8400 per year for 1 st site + T1 telecommunications fee 33% discount for additional sites at all the above levels	1 T-1 Internet Access = \$7800 per year for 1 st site + T1 telecommunications fee 2 T-1 Internet Access = \$4500 per year for 1 st site + T1 telecommunications fee Video Only = \$8400 per year for 1 st site + T1 telecommunications fee 33% discount for additional sites at all the above levels
TS005	Disaster Recovery Backup Contract CP: Greg Stockstill	57	EDNETT16 pays all costs	EDNETT16 pays all costs
TS006	Remote Internet Filtering Contract	NEW	N/A	\$8.55 per year/per filtered device

**REGION 16 EDUCATION SERVICE CENTER
Programs/Projects/Services
2008-2009
SHARED SERVICES ARRANGEMENTS**

The following information is submitted to assist you with 2008-2009 contracts:
(Highlighted numbers indicate participation by your district in 2007-2008)

Ad= Administration
AS = Administrative Services
BO = Business Office
ES = Education Services
HR = Human Resources
HS = Head Start
TS = Technology Services

	SHARED SERVICES ARRANGEMENT	2007-2008 REGIONAL PARTICIPATION	2007-2008 COST	2008-2009 COST
HS001-SSA	Adult Education CP: Karla Weatherly	53	Total Allocation 75% based on contact hours 25% based on under-educated adults	Total Allocation 75% based on contact hours 25% based on under-educated adults
HS002-SSA	Head Start CP: Karla Weatherly	19	Regional Allocations and Local In-Kind Support	Regional Allocations and Local In-Kind Support
ES001-SSA	Career and Technical Education CP: Lorraine Mains Vali Townsend	20	Total LEA Allocation	Total LEA Allocation
ES002-SSA	Title I, Part C Migrant CP: Lorraine Mains Susan Nevad	32	Total LEA Allocation	Total LEA Allocation
ES003-SSA	Title III Educating Limited English Proficient and Immigrant Students CP: Lorraine Mains Susan Nevad	44	Total LEA Allocation	Total LEA Allocation
AS001-SSA	A. Commodity Processing B. Food Purchasing & Small Equipment CP: Ray Cogburn Kay Usinger	40	A. \$350 annual fee B. \$250 annual fee plus operational fee (Meal Equivalents + ADP x \$.005 x 90 days or \$125 per 90 day period whichever is the greater amount) A. & B. \$250 plus operational fee Contract signed January 2007 for 2007-2008 year	A. \$350 annual fee B. \$250 annual fee plus operational fee (Meal Equivalents + ADP x \$.005 x 90 days or \$125 per 90 day period whichever is the greater amount) A. & B. \$250 plus operational fee Contract signed January 2008 for 2008-2009 year
Ad001-SSA	EDNET16 CP: Robin Adkins	62	TBD by EDNET16 Management Committee	TBD by EDNET16 Management Committee

Consideration / Action

Student Catastrophic Coverage / Voluntary Student Accident Insurance

Arnold and Associates Insurance Service **\$3,942.40**

Catastrophic / Voluntary Accident

\$5,000,000/ Accidental Medical Expense

Maximum Benefit Period (10 year)

Accidental Death & Dismemberment (\$10,000, \$20,000 Dismemberment)

**All enrolled students of the school or School District, including all sports and activities,
(includes student coaches, student trainers, and student managers)**

Voluntary Student Accident Insurance

Hank Holt Insurance **\$2769.00**

UIL Activities – grades 8-12 only

The Administration recommends we accept the bid from Arnold and Associates Insurance Service, Lubbock, Texas.

2008-09 APPLICATION FOR CATASTROPHIC COVERAGE

Underwritten By:
National Union Fire Insurance Company

Name of Participating School or School District BORGER ISD
 Address 600 W. 1st ST. City BORGER State TX Zip 79007

Number of Sr. High Schools 1 Number of Jr. High Schools 1
 Estimated Number of Students: Grades K-8 2000 Grades 9-12 730 $2000 \times .94 = 1880.00$
 $730 \times 2.88 = 2102.40$
 Eligible Classes Senior High: Yes X No Junior High: Yes X No
3,982.40

Class I: All enrolled Students of the School or School District, including all sports and activities (includes student coaches, student trainers, and student managers.)

Class II: All enrolled Students of the School or School district, while participating in interscholastic sports, including interscholastic football and cheerleaders and participants of non-sport extracurricular school activities, student coaches, student trainers, and student managers. Coverage also includes supervised travel to and from such games and practice sessions.

Class III: All enrolled Students of the School or School District, while participating in gym classes, and extracurricular school activities, including intramural and interscholastic sports including football, band members, cheerleaders, majorettes, student coaches, student trainers and student managers. Coverage includes supervised travel to and from such games and practice sessions.

Benefits:

Accident Medical Expense Benefit Amount—Excess Coverage.....\$5,000,000

Maximum Benefit Period (10 Years).....Deductible \$25,000, Two Year Deductible Incurral Period

Accidental Death & Dismemberment (\$10,000 Death, \$20,000 Dismemberment)

Catastrophic Cash Benefit: (Please check one).		
Maximum Benefit Amount	() \$500,000	() \$1,000,000
Lump Sum Payment After 6 Months	\$100,000	\$ 200,000
Benefit Amount	\$ 40,000/Yr.	\$ 40,000/Yr.
Maximum Benefit Period	10 Years	20 Years

Premium: \$ 3,982.40 Effective Date: 08-01-08 Expiration Date: 07-31-09

Minimum Premium: \$ 500.00

We hereby apply to National Union Fire Insurance Company for a Student Accident Catastrophic Policy. We understand that coverage will be in force if this application is accepted by the Company and the required premium is received by the Company when due. Company must receive and approve application prior to effective date of coverage.

Signed X _____ Date _____
 (Signature of Authorized Official & Title)

Printed Name & Title Tim Anusekiewicz, A.D.

Phone Number 806-273-1033

Return To: **Arnold and Associates Insurance Services**
 8918 York Place
 Lubbock, TX 79424
 806-748-0488 Fax: 806-748-8177
 e-mail: arnoldinsurance@sbcglobal.net

2008 - 2009

Application for K-12 Voluntary Student Accident Insurance



UNIFIED LIFE INSURANCE COMPANY

GENERAL INFORMATION

School/District: Borger ISD
Address: 200 East 9th Street
City: Borger State: TX Zip: 79007 County: Hutchinson
Telephone: (806) 273-1033 Fax: (806) 273-1018
1st Day of School: 08-25-08 Last Day of School: 05-29-09 1st Day of Football Practice: 08-04-08
Policy Effective Date: 08-01-08

ENROLLMENT DATA

Student Enrollment: Grades K-8 _____ Grades 9-12 _____
Number of High Schools in District: 1

VOLUNTARY PROGRAM

- Check here for Option to offer only At-School and 24-Hour Coverage.
At-School Coverage \$80 24-Hour Coverage \$140
[X] Check here for Option to offer At-School, 24-Hour, and Football Coverage.
At-School Coverage \$80 24-Hour Coverage \$140
Football (includes Fall Spring) Coverage \$210 Spring Football Only Coverage \$85

Name and phone number of person responsible for receipt of the K-12 Voluntary material.

Contact Name (print): TIM ANUSZKIEWICZ Phone No: 806-273-1033

AUTHORIZED SIGNATURES

School Official Name (print): TIM ANUSZKIEWICZ
School Official Title (print): ATHLETIC DIRECTOR
School Official Signature: [Signature] Date:
Agent Name (print): JIM ARNOLD
Agent Signature: [Signature] Date:

Return to:

Arnold & Associates Insurance Services
8918 York Place, Lubbock, TX 79424
Phone: (806) 748-0488 Fax: (806) 748-8177
Email: arnoldinsurance@sbcglobal.net

For Office Use Only:

2008 -2009
Application for K-12 Blanket
Athletics and Activities
Accident Insurance



UNITED LIFE INSURANCE COMPANY

GENERAL INFORMATION

School/District BORGER ISD
 Address 200 EAST 9th ST.
 City BORGER State TX Zip 79007 County HUTCHINSON
 Telephone: 806-273-1033 Fax: 806-273-1018
 Policy Effective Date: 08-01-08 1st Day of Football Practice: 08-04-08

ENROLLMENT DATA

Student Enrollment: Grades K -8 2000 Grades 9-12 730
 Number of High Schools in District: _____

Texas Kids First Plan Selection <i>One plan selection per application only. If additional plans are desired please submit with a new application.</i>	Plan Design			Interscholastic Football Rider	Premium
	Lone Star Custom	Lone Star Advantage	Lone Star		
<input type="checkbox"/> All School Activities and Athletics	<input type="checkbox"/>	<input type="checkbox"/>	<input type="checkbox"/>	Circle One Yes No	\$ _____
<input type="checkbox"/> All Interscholastic Athletics and Activities	<input type="checkbox"/>	<input type="checkbox"/>	<input type="checkbox"/>	Yes No	\$ _____
<input type="checkbox"/> All Interscholastic Athletics	<input type="checkbox"/>	<input type="checkbox"/>	<input type="checkbox"/>	Yes No	\$ _____
<input type="checkbox"/> All School Activities Excluding Athletics	<input type="checkbox"/>	<input type="checkbox"/>	<input type="checkbox"/>	N/A	\$ _____

AUTHORIZED SIGNATURES

VOLUNTARY ONLY

School Official Name (print): TIM ANUSZKIEWICZ
 School Official Title (print): ATHLETIC DIR.
 School Official Signature: _____ Date _____
 Agent Name (print): JIM ARNOLD
 Agent Signature: Jim Arnold Date: 04-23-08

Arnold and Associates Insurance Services
 8918 York Place
 Lubbock, TX 79424
 806-748-0488 Fax: 806-748-8177

For Office Use Only:

MAY 06 2008

SCHOOL DISTRICT QUOTE:

Borger (C) ISD

NAME OF AGENT: MARK WELT

DATE SENT TO AGENT: _____

STUDENT/ATHLETIC ACCIDENT INSURANCE

TX U&C PLANS _____ TX VALUE PLANS _____ TX BASIC PLANS _____

CATASTROPHIC & CASH OPTION PREMIUM

OPTIONAL CASH PREMIUM IS TO BE ADDED TO CAT ONLY PREMIUM

CAT ONLY \$1418

OPTIONAL CASH \$500,000+64¢=\$2062

OPTIONAL CASH \$1,000,000+135¢=\$2769

CAT QUOTE BASED ON NUMBER OF HIGH SCHOOLS 1 JUNIOR HIGHS 1

ALL SCHOOL QUOTE IS BASED ON:
NUMBER OF STUDENTS Total _____
PK-# _____
9-12- _____

SENT BY: FAX: _____ EMAIL: _____

Official Delegate Designation

Please note:

- Only board members of TASB Active Members (public schools and ESCs) may serve as delegates or alternates.
- TASB Directors are delegates by virtue of their position. If one of your board members is also a TASB Director, do not designate this member; he or she will already be participating as a voting delegate in the Assembly.
- If you are designating an individual newly elected to your board, be sure you have submitted your membership update information to Anisa Pope at TASB.

Delegate _____

Board Title _____ E-mail _____

Send Delegate Assembly materials to the delegate at this address:

Alternate _____

Board Title _____ E-mail _____

Send Delegate Assembly materials to the alternate at this address:

Name of school district _____

County-district number _____ **TASB (ESC) region number** _____

I hereby certify that the above persons were chosen by our board as our official voting delegate and alternate to the 2008 TASB Delegate Assembly in Dallas, Texas, on September 27, 2008 (as provided by the TASB Bylaws).

Board president's signature _____

Date _____

*Please return your board's designations by August 31, 2008,
to the following address:*

Credentials Committee

c/o Anisa Pope
Texas Association of School Boards
P.O. Box 400
Austin, Texas 78767-0400

or fax this completed form to:
Anisa Pope
512-467-3554

MEAL PRICE INCREASE:

DUE TO HIGHER OVERALL EXPENSES, THE ADMINISTRATION RECOMMENDS AN INCREASE FOR THE PURCHASE OF TYPE A BREAKFAST AND LUNCH MEALS AS FOLLOWS:

RECOMMENDED PRICES

CAMPUS	BREAKFAST		LUNCH	
	CURRENT	PROPOSED	CURRENT	PROPOSED
HIGH SCHOOL	\$ 1.00	\$ 1.15	\$1.75	\$2.00
INTERMEDIATE/ MIDDLE SCHOOL	\$.90	\$ 1.10	\$1.75	\$2.00
ELEMENTARY SCHOOLS	\$.75	\$.85	\$1.50	\$1.75
ALL/CAMPUSES REDUCED PRICE MEALS	\$.20	\$.30	\$.40	\$.40
ADULT	\$ 1.50	Federal reimbursement for free student 08-09 = Adult Price	\$2.50	Student Meal + Reimbursement + Commodity = Adult Price
ADULT VISITOR	\$ 1.50	\$1.75	\$ 2.50	\$3.00

PRICE COMPARISON

2007-2008 SCHOOL YEAR

DISTRICT	BKFAST ELEM.	BKFAST MIDDLE	BKFAST HIGH	LUNCH ELEM.	LUNCH MIDDLE	LUNCH HIGH	ADULT LUNCH
AMARILLO	\$0.90	\$1.00	\$1.00	\$ 1.75	\$ 2.00	\$ 2.00	\$ 2.50
CANYON	\$.85	\$.85	\$.85	\$ 1.60	\$ 1.75	\$ 1.75	\$ 2.25
DUMAS	\$1.00	\$1.00	\$1.00	\$ 1.50	\$ 1.75	\$ 1.75	\$ 2.60
DALHART	\$.90	\$.90	\$.90	\$ 1.50	\$ 1.60	\$ 1.70	\$ 2.35
RIVER ROAD	\$1.25	\$1.25	\$1.25	\$2.00	\$2.25	\$2.50	\$2.75
SANFORD FRITCH				\$ 1.75	\$ 2.00	\$ 2.00	\$ 2.50

Canyon, Dumas, and Sanford Fritch are all looking at increasing meal prices for the 2008-2009 school year.

Dalhart and Amarillo are still unsure as to the direction they are going.

River Road is not increasing, because they increased for the 2007-2008 school year.

Financial Reports

**BORGER INDEPENDENT SCHOOL DISTRICT
CHILD NUTRITION DEPARTMENT
PROFIT & LOSS STATEMENT MAY 2008**

	HIGH	MIDDLE	PAUL BELTON	CROCKETT	GATEWAY	GRAND TOTAL
YEAR TO DATE CASH RECEIVED	\$ 45,239.66	\$ 352,498.85	\$ 136,738.94	\$ 168,431.72	\$ 159,645.20	\$ 862,554.37
REVENUE RECEIVABLE	\$ 2,306.14	\$ 15,353.33	\$ 12,629.72	\$ 11,153.78	\$ 12,427.13	\$ 53,870.10
YTD. LABOR EXPENSE	\$ 51,955.41	\$ 122,362.43	\$ 63,569.96	\$ 60,816.59	\$ 65,182.13	\$ 363,886.52
YTD. FOOD PURCHASE EXPENSE	\$ 23,908.01	\$ 150,991.00	\$ 53,386.90	\$ 65,279.19	\$ 64,075.21	\$ 357,640.31
YTD. MISC. EXPENSE	\$ 3,201.18	\$ 4,661.97	\$ 2,894.58	\$ 3,029.27	\$ 2,294.36	\$ 16,081.36
YTD. ACCRUED WAGES	\$ 7,391.79	\$ 19,089.99	\$ 9,574.11	\$ 9,477.99	\$ 9,209.79	\$ 54,743.67
YTD. PROFESSIONAL WAGES	\$ 3,021.07	\$ 3,021.08	\$ 3,021.07	\$ 3,021.08	\$ 3,021.07	\$ 15,105.37
YTD. CAPITAL DISBURSEMENT	\$ -	\$ -	\$ -	\$ -	\$ -	\$ -
YTD. PROFIT/LOSS	\$ (41,931.66)	\$ 67,725.71	\$ 16,922.04	\$ 37,961.38	\$ 28,289.77	\$ 108,967.24
INVENTORY AT CAMPUS' (MEMO ONLY)	\$ 1,312.35	\$ 651.25	\$ 542.30	\$ 924.94	\$ 805.60	
COMMODITY WAREHOUSE (MEMO ONLY)	\$ 29,428.99					
TOTAL REVENUE	\$ 862,554.37					
TOTAL RECEIVABLES	\$ 53,870.10					
TOTAL EXPENSES	\$ 807,457.23					
OPERATING GAIN/<LOSS>	\$ 108,967.24					

CAFETERIA DEPT. CARRYOVER IN FUNDS FROM THE 2006-2007 SCHOOL YEAR

\$378,451.00

IN VIEW OF THIS, THE CAFETERIA DEPARTMENT, AS OF 05/31/08, WOULD HAVE AN ESTIMATED NET CASH POSITION OF:

\$487,418.24

**BORGER I.S.D.
BANK BALANCES
As of May 31, 2008**

GENERAL OPERATING	\$	413,223.76
WORKER'S COMP/BENEFITS		62,581.96
TRS CARE, HEALTH INSURANCE CLAIMS		243.03
TOTAL	\$	476,048.75

SECURITY PLEDGES

TYPE	PLEDGED AMOUNT	RECEIPT #
SURETY BOND	\$5,000,000.00	9128273E0
FDIC INSURANC	100,000.00	
D.D.A. – Time and Savings Accounts	<u>100,000.00</u>	
TOTAL	\$5,200,000.00	

**FINANCIAL ANALYSIS OF THE BORGER I.S.D.
EMPLOYEE BENEFIT PROGRAM
AS OF MAY 31, 2008**

	1991-2002	2002-03	2003-2004	2004-2005	2005-06	2006-07	2007-08	TOTAL
REVENUES (Premiums Interest/Net Asset Gain)	1,418,051.73	\$87,973.15	\$94,001.10	\$135,403.38	\$150,043.70	\$167,739.55	\$123,364.58	\$2,176,577.19
EXPENSES: (Claims-Administration- re-insurance)	\$862,321.47	\$198,669.81	\$203,130.84	\$51,306.50	\$109,944.69	\$195,758.30	\$65,462.49	\$1,686,594.10
Refund Credit								
NET CASH POSITION	\$555,730.26	(110,696.66)	(109,129.74)	\$84,096.88	\$40,099.01	(28,018.75)	\$57,902.09	\$489,983.09
CLAIMS BY YEAR ACCIDENT OCCURRED								
Paid claims:	\$757,412	\$238,700	\$131,127	\$66,761	\$68,377	\$7,266	\$2,994	\$1,272,637
Net estimate of ultimate loss (Re TASB)	\$103,981	\$ 29,594	\$(25,942)	\$72,486	\$53,538	\$18,549	\$180	\$270,935
Paid \$ 1,272,637 Unpaid \$ 270,935 Total \$ 1,543,572								
2007-2008 Administration & Re-insurance \$ 62,079 Claims \$ 3,383 Expenses \$ 58,696	\$414.36	\$923.60	\$1,826.95	0	0	\$173.30	\$44.50	\$3,382.71

TexSTAR INVESTMENT POOL
as of May 31, 2008

GENERAL OPERATING ACCOUNT

Average Monthly Return: 2.22% (Rate Calculated Monthly)

INVESTMENT ACTIVITY

	AMOUNT
BEGINNING BALANCE	4,023,851.34
AMOUNT INVESTED	750,000.00
WITHDRAWALS	1,560,000.00
CURRENT BALANCE	\$3,213,851.34

INTEREST ACTIVITY

BEGINNING BALANCE	\$136,260.03
CURRENT INTEREST	6,393.86
CURRENT BALANCE	\$142,653.89
ACCOUNT BALANCE	\$3,356,505.23

SELF-FUNDED WORKERS COMPENSATION FUND

Average Monthly Return: 2.22% (Rate Calculated Monthly)

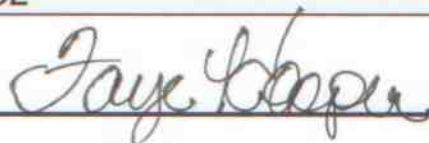
INVESTMENT ACTIVITY

	AMOUNT
BEGINNING BALANCE	\$433,114.36
AMOUNT INVESTED	0.00
WITHDRAWALS	0.00
CURRENT BALANCE	\$433,114.36

INTEREST ACTIVITY

BEGINNING BALANCE	\$11,793.79
CURRENT INTEREST	838.66
CURRENT BALANCE	\$12,632.45
ACCOUNT BALANCE	\$445,746.81

Business Manager



TexSTAR INVESTMENT POOL
as of May 31, 2008

INTEREST & SINKING ACCOUNT

Average Monthly Return: 2.22% (Rate Calculated Monthly)

INVESTMENT ACTIVITY

	AMOUNT
BEGINNING BALANCE	1,023,620.58
AMOUNT INVESTED	10,100.00
WITHDRAWALS	0.00
CURRENT BALANCE	\$1,033,720.58

INTEREST ACTIVITY

BEGINNING BALANCE	\$13,488.84
CURRENT INTEREST	1,967.14
CURRENT BALANCE	\$15,455.98
ACCOUNT BALANCE	\$1,049,176.56

CAPITAL PROJECTS

Average Monthly Return: 2.22% (Rate Calculated Monthly)


INVESTMENT ACTIVITY

	AMOUNT
BEGINNING BALANCE	997,777.65
AMOUNT INVESTED	4,000,000.00
WITHDRAWALS	4,000,000.00
CURRENT BALANCE	\$997,777.65

INTEREST ACTIVITY

BEGINNING BALANCE	\$23,094.54
CURRENT INTEREST	2,282.38
CURRENT BALANCE	\$25,376.92
ACCOUNT BALANCE	\$1,023,154.57

Business Manager



BORGER ISD FINANCIAL STATEMENT-REVENUES-MAY, 2008

	<u>BUDGET</u>	<u>YTD REVENUES</u>	<u>BALANCE</u>	<u>% RECEIVED</u>
ASBESTOS ABATEMENT FUND 196	57,225	57,252	-27	100
GENERAL OPERATING 199	18,666,523	13,434,469	5,232,054	72
DRUG FREE SCHOOLS 204	10,320	6,262	4,058	61
HEADSTART 205	78,343	68,694	9,649	88
TITLE 1 211	630,449	461,690	168,759	73
IDEAB TITLE VI-B 224	516,084	309,126	206,958	60
IDEAB TITLE VI-B 225	16,530	8,243	8,287	50
FOOD SERVICE 240	966,023	914,627	51,396	95
SUMMER FEEDING 242	0	0	0	0
CAREER & TECHNOLOGY 244	32,275	21,162	11,112	66
TITLE II PART A TPTR 255	166,675	121,052	45,623	73
TITLE II PART D TECH 262	5,662	2,058	3,604	36
BILINGUAL 263	21,093	12,649	8,444	60
TITLE V PART A INNOVATIVE 269	2,673	0	2,673	0
MEDICAID ADMIN CLAIMING 272	0	6,241	-6,241	0
TEACHER REIMB GRANT 287	4,079	4,079	0	100
LOCAL SHARES FUND 289	77,364	0	77,364	0
IDEA B SSA 313	1,263,449	1,006,116	257,333	80
IDEA B SSA PRESCHOOL 314	47,329	40,356	6,973	85
SHARS SSA FUND 379	159,092	52,271	106,821	33
OPTIONAL EXTENDED YR FUND 401	10,500	15,165	-4,665	144
ACCL READING INIT 404	64,612	79,020	-14,408	122
TECHNOLOGY FUND 411	498,996	85,980	413,016	17
HIGH SCHOOL ALLOTMENT 428	207,625	3	207,622	0
STATE/LOCAL HAC SSA FUND 437	1,106,275	783,760	322,515	71
ACTIVITY FUND/ PRIN. CONTROL 461	95,000	100,143	-5,143	105
DEBT SERVICE 599	2,444,371	2,532,794	-88,423	104
CAPITAL PROJECTS 699	0	1,106,343	-227,843	126
SELF FUNDED INS 753	0	<u>123,364</u>	<u>-123,364</u>	<u>0</u>
	27,148,567	21,352,919	6,674,147	

BORGER ISD FINANCIAL STATEMENT - EXPENSES - MAY, 2008

	<u>BUDGET</u>	<u>ENCUMB.</u> <u>OUTSTAND</u>	<u>YTD</u> <u>EXPENSES</u>	<u>BALANCE</u>	<u>% SPENT</u>
ASBESTOS ABATEMENT 196	57,225	0	44,970	12,255	79
GENERAL OPERATING 199	18,671,223	225,207	13,007,177	5,438,839	70
DRUG FREE SCHOOLS 204	10,320	0	6,270	4,050	61
HEADSTART 205	78,343	0	55,343	23,000	71
TITLE 1 211	628,949	0	438,845	190,104	70
IDEA TV I-B FORMULA 224	516,084	221	346,431	169,431	67
IDEAB TITLE VI-B 225	16,530	0	11,102	5,428	67
FOOD SERVICE 240	966,023	7,276	778,909	179,837	81
SUMMER FEEDING 242	0	0	0	0	0
CAREER & TECHNOLOGY 244	32,275	0	22,344	9,931	69
TITLE II PART A TPTR 255	166,675	150	115,303	51,221	69
TITLE II PART D TECH 262	5,662	0	2,058	3,604	36
BILINGUAL 263	21,093	0	12,727	8,366	60
TITLE V PART A INNOVATIVE 269	2,673	0	0	2,673	0
MEDICAID ADMIN CLAIMING 272	12,384	0	9,147	3,237	74
TEACHER REIMB GRANT 287	4,079	0	141	3,938	3
LOCAL SHARES FUND 289	77,364	0	18,098	59,266	23
IDEA B SSA 313	1,272,474	0	950,615	321,859	75
IDEA B SSA PRESCHOOL 314	47,329	0	36,495	10,834	77
SHARS SSA FUND 379	159,092	5,070	9,838	144,184	9
OPTIONAL EXTENDED YR FUND 401	10,500	0	4,262	6,238	41
ACCL READING INIT 404	66,112	0	50,139	15,973	75
TECHNOLOGY FUND 411	498,996	3,940	338,549	156,507	68
HIGH SCHOOL ALLOTMENT 428	207,625	0	161,704	45,921	78
TOBACCO GRANT 2007 429	291	0	290	1	99
STATE/LOCAL HAC SSA FUND 437	1,105,246	10,137	780,154	314,955	72
ACT FUND/ PRIN. CONTROL 461	95,000	0	84,269	10,731	89
DEBT SERVICE/INT & SINKING 599	2,431,462	0	1,546,781	884,681	64
FACILITY ACQUISITION/CONST 699	25,250,000	255,495	13,991,049	11,003,457	56
SELF FUNDED INS 753	<u>0</u>	<u>0</u>	<u>65,462</u>	<u>-65,462</u>	<u>0</u>
	52,411,029	507,496	32,888,472	19,015,059	

TAXES

Collection Report
Month of May 2008

Collecting Entity	Year & Period	Adjusted 2007 Tax Levy (May)	Current Tax	Percent	Discount On Current	P&I On Current	Delinquent Tax - P&I	Total Transferred	Percent of
Frank Phillips College	2007 Cuml.	1,209,766.99	1,156,653.09	95.61%		9,201.84	20,829.47	1,186,684.40	98.09%
	Monthly		9,888.23	0.82%		893.84	1,178.42	11,960.49	0.99%
	2006 Cuml.	1,152,461.55	1,100,487.09	95.48%		5,080.17	38,473.22	1,144,050.48	99.27%
	Monthly		8,093.36	0.70%		1,045.65	4,479.02	13,618.03	1.18%
Borger I.S.D.	2007 Cuml.	6,127,573.89	5,892,669.30	96.17%		47,366.19	93,803.39	6,033,838.88	98.47%
	2007 Cuml.		0.00	0.00%		0.00	5.48	5.48	0.00%
	Monthly		48,105.43	0.79%		3,961.57	7,390.59	59,457.59	0.97%
Borger I.S.D.	Monthly		0.00	0.00%		0.00	0.00	0.00	0.00%
Borger I.S.D.	2006 Cuml.	7,328,088.96	6,999,091.95	95.51%		27,667.36	181,868.23	7,208,627.54	98.37%
	Monthly		37,042.26	0.51%		4,873.14	22,938.49	64,853.89	0.89%
Sanford I.S.D.	2007 Cuml.	1,675,894.65	1,541,862.22	92.00%		11,079.88	38,713.34	1,591,655.44	94.97%
	2007 Cuml.		0.00	0.00%		0.00	0.00	0.00	0.00%
	Monthly		5,354.12	0.32%		671.05	3,576.97	9,602.14	0.57%
Sanford I.S.D.	Monthly		0.00	0.00%		0.00	0.00	0.00	0.00%
Sanford I.S.D.	2006 Cuml.	2,002,324.34	1,899,093.20	94.84%		10,285.96	57,325.32	1,966,704.48	98.22%
	Monthly		15,061.11	0.75%		1,922.07	3,576.68	20,559.86	1.03%
Spring Creek I.S.D.	2007 Cuml.	299,405.60	287,599.49	96.06%		885.45	27,261.40	315,746.34	105.46%
	2007 Cuml.		0.00	0.00%		0.00	0.00	0.00	0.00%
	Monthly		43.62	0.01%		5.67	0.00	49.29	0.02%
Spring Creek I.S.D.	Monthly		0.00	0.00%		0.00	0.00	0.00	0.00%
Spring Creek I.S.D.	2006 Cuml.	374,329.20	369,025.36	98.58%		2,044.40	10,720.56	381,790.32	101.99%
	Monthly		6,293.65	1.68%		818.12	3,282.33	10,394.10	2.78%
City of Borger	2007 Cuml.	2,189,568.56	2,057,510.31	93.97%	(39,469.23)	14,374.47	43,127.21	2,075,542.76	94.79%
	Monthly		27,021.00	1.23%	1.04	2,452.90	2,425.22	31,900.16	1.46%
	2006 Cuml.	2,067,415.24	1,938,811.41	93.78%	(35,984.66)	11,793.67	85,806.92	2,000,427.34	96.76%
	Monthly		16,700.50	0.81%	0.00	2,118.76	7,598.23	26,417.49	1.28%
City of Fritch	2007 Cuml.	427,198.56	401,328.24	93.94%		3,082.08	10,887.91	415,298.23	97.21%
	Monthly		1,217.87	0.29%		152.77	2,273.66	3,644.30	0.85%
	2006 Cuml.	317,050.73	294,560.15	92.91%		1,867.20	9,668.32	306,095.67	96.54%
	Monthly		3,901.57	1.23%		492.91	440.85	4,835.33	1.53%
Hospital District	2007 Cuml.	2,110,330.15	2,082,323.68	97.73%		7,772.18	21,981.86	2,092,077.72	98.14%
	Monthly		6,248.21	0.30%		632.34	1,934.81	8,815.36	0.42%
	2006 Cuml.	1,941,961.45	1,896,559.32	97.66%		4,554.10	37,134.55	1,938,247.97	99.81%
	Monthly		7,773.23	0.40%		966.11	3,162.31	11,901.85	0.61%
Totals	2007 Cuml.	14,039,738.20	13,399,946.33	95.44%	(39,469.23)	93,762.09	256,610.06	13,710,849.25	97.66%
	Monthly		97,878.48	0.70%	1.04	8,770.14	18,779.67	125,429.33	0.89%
	2006 Cuml.	15,183,631.47	14,497,638.48	95.48%	(35,984.66)	63,292.86	420,997.12	14,945,943.80	98.43%
	Monthly		94,865.68	0.62%	0.00	12,236.76	45,477.91	152,580.35	1.00%