


Borger Independent School District



Regular Meeting
Thursday, October 13, 2005 7:00 PM

**BORGER INDEPENDENT SCHOOL DISTRICT
BOARD OF EDUCATION
AGENDA FOR Regular MEETING**

Thursday, October 13, 2005

Dinner - 6:00 p.m.

MEETING--7:00 PM

Board Conference Room, 200 East Ninth, Borger, Texas

**PUBLIC MEETING
TO DISCUSS / PRESENT THE 2005 FINAL SCHOOL FIRST RATING
(FINANCIAL INTEGRITY RATING SYSTEM OF TEXAS)**

The subjects to be discussed or considered, or upon which any formal action may be taken, are as follows: *(Items do not have to be taken in the same order as shown on this meeting notice.)*

- | | | |
|----|--|----|
| 1. | Roll Call | 4 |
| 2. | Open Forum | |
| 3. | Superintendent's Report | |
| | A. Enrollment - September 2005 | |
| | 1. Enrollment as of September 30, 2005 | 8 |
| | 2. Superintendent's Report as of September 30, 2005 | 9 |
| | 3. ADA Report as of September 30, 2005 | 10 |
| | B. CEI Presentation - Doug Morrow | 11 |
| | C. TASA/TASB Convention - October 28-30, 2005 | 12 |
| | D. Panhandle Area Association of School Boards - Thursday,
October 20, 2005 | 14 |
| | E. Letter from Johnny Miller | 15 |
| | F. Review BISD Substitute List for October, 2005 | 16 |
| 4. | New Business for Consideration / Action | |
| | A. Consent Agenda | |
| | 1. Minutes of Regular Meeting September 13, 2005 | 17 |
| | 2. Donations | |
| | a. Target to Crockett Elementary School | 21 |
| | 3. Second Reading and Consideration of Update 76 | 22 |
| | 4. September 2005 Payroll | 23 |
| | 5. September 2005 Disbursements | 24 |
| | B. Presentation & Consideration of Campus Improvement Plans
fo 2005 - 2006 | 32 |
| | C. Personnel | |
| | 1. Resignation | 33 |
| | 2. Employment | |
| | D. Resolution / Wells Fargo | 35 |

E.	Resolution Nominating Board of Directors for Hutchinson County Appraisal District	36
F.	Resolution adopting Facility Vision Statement, Mission Statement, and Goals	40
G.	Appoint Districtwide Facility Committee	44
5.	Financial Reports	
A.	Financial Information	45
B.	Taxes	53
6.	Adjourn	

If, during the course of the meeting, any discussion of any item on the agenda should be held in a closed meeting, the Board will conduct a closed meeting in accordance with the Texas Open Meetings Act, Texas Government Code, Chapter 551, Subchapters D and E. Before any closed meeting is convened, the presiding officer will publicly identify the section of sections of the Act authorizing the closed meeting. All final votes, actions, or decisions will be taken in open meeting.

YEAR

[Help](#)[Home](#)[Log Out](#)

FIRST

Financial Integrity Rating System of Texas

2003-2004 DISTRICT STATUS

Name: BORGER ISD(117901)			
Rating: Superior Achievement		Last Updated: 8/5/2005 3:29:59 PM	
Indicators Answered YES: 21		Indicators Answered NO: 0	
#	Indicator Description	Updated	Result
1	<u>Was The Total Fund Balance Less Reserved Fund Balance Greater Than Zero In The General Fund?</u>	5/22/2005 9:15:09 PM	Yes
2	<u>Were There No Disclosures In The Annual Financial Report And/Or Other Sources Of Information Concerning Default On Bonded Indebtedness Obligations?</u>	5/22/2005 9:15:10 PM	Yes
3	<u>Was The Annual Financial Report Filed Within One Month After November 27th or January 28th Deadline Depending Upon The District's Fiscal Year End Date (June 30th or August 31st)?</u>	5/22/2005 9:15:10 PM	Yes
4	<u>Was There An Unqualified Opinion in Annual Financial Report?</u>	5/22/2005 9:15:10 PM	Yes
5	<u>Did The Annual Financial Report Not Disclose Any Instance (s) Of Material Weaknesses In Internal Controls?</u>	5/22/2005 9:15:10 PM	Yes
6	<u>Was The Percent Of Total Tax Collections (Including Delinquent) Greater Than 96%?</u>	5/22/2005 9:15:11 PM	Yes
7	<u>Did The Comparisons Of PEIMS Data To Like Information In Annual Financial Report Result In An Aggregate Variance Of Less Than 4 Percent Of Expenditures Per Fund Type (Data Quality Measure)?</u>	5/22/2005 9:15:11 PM	Yes

8	<u>Were Debt Related Expenditures (Net Of IFA And/Or EDA Allotment) < \$770.00 Per Student? (If The District's Five-Year Percent Change In Students = Or > 2%, Or If Property Taxes Collected Per Penny Of Tax Effort > \$100,000, Then Answer This Indicator Yes)</u>	5/22/2005 9:15:12 PM	Yes
9	<u>Was There No Disclosure In The Annual Audit Report Of Material Noncompliance?</u>	5/22/2005 9:15:12 PM	Yes
10	<u>Did The District Have Full Accreditation Status In Relation To Financial Management Practices? (e.g. No Master Or Monitor Assigned)</u>	5/22/2005 9:15:13 PM	Yes
11	<u>Was The Percent Of Operating Expenditures Expended For Instruction More Than 54%?</u>	5/22/2005 9:15:13 PM	Yes
12	<u>Was The Aggregate Of Budgeted Expenditures And Other Uses Less Than The Aggregate Of Total Revenues, Other Resources and Fund Balance In General Fund?</u>	5/22/2005 9:15:14 PM	Yes
13	<u>If The District's Aggregate Fund Balance In The General Fund And Capital Projects Fund Was Less Than Zero, Were Construction Projects Adequately Financed? (To Avoid Creating Or Adding To The Fund Balance Deficit Situation)</u>	5/22/2005 9:15:14 PM	Yes
14	<u>Was The Ratio Of Cash And Investments To Deferred Revenues (Excluding Amount Equal To Net Delinquent Taxes Receivables) In The General Fund = Or > 1:1? (If Deferred Revenues < Net Delinquent Taxes Receivable, Then Answer This Indicator Yes)</u>	5/22/2005 9:15:15 PM	Yes
15	<u>Was The Administrative Cost Ratio Less Than The Standard In State Law?</u>	5/22/2005 9:15:15 PM	Yes
16	<u>Was The Ratio Of Students To Teachers Within the Ranges Shown Below According To District Size?</u>	5/22/2005 9:15:15 PM	Yes
17	<u>Was The Ratio Of Students To Total Staff Within the Ranges Shown Below According To District Size?</u>	5/22/2005 9:15:16 PM	Yes
18	<u>Was The Total Fund Balance In The General Fund More Than 50% And Less Than 150% Of Optimum According To The Fund Balance And Cash Flow Calculation Worksheet In</u>	5/22/2005 9:15:16 PM	Yes

The Annual Financial Report?			
19	Was The Decrease In Undesignated Unreserved Fund Balance < 20% Over Two Fiscal Years?(If 1.5 Times Optimum Fund Balance < Total Fund Balance In General Fund Or If Total Revenues > Operating Expenditures In The General Fund, Then Answer This Indicator Yes)	5/22/2005 9:15:17 PM	Yes
20	Was The Aggregate Total Of Cash And Investments In The General Fund More Than \$0?	5/22/2005 9:15:17 PM	Yes
21	Were Investment Earnings In All Funds More Than \$15 Per Student?	5/22/2005 9:15:18 PM	Yes

DETERMINATION OF RATING

A.	Did The District Answer No To Indicators 1, 2, Or 3? Or Did The District Answer No To Both 4 and 5? If Answered No To Either, The District's Rating Is Substandard Achievement .	
B.	Determine Rating By Applicable Range For The Number Of Indicators Answered No :	
	Superior Achievement	0-2
	Above Standard Achievement	3-4
	Standard Achievement	5-6
	Substandard Achievement	7+ Or No To One Default Indicator

INDICATOR 16 & 17 RATIOS

Indicator 16	Ranges for Ratios		Indicator 17	Ranges for Ratios	
	Low	High		Low	High
District Size - Number of Students Between			District Size - Number of Students Between		
< 500	7	22	< 500	4	14
500-999	10	22	500-999	5.5	14

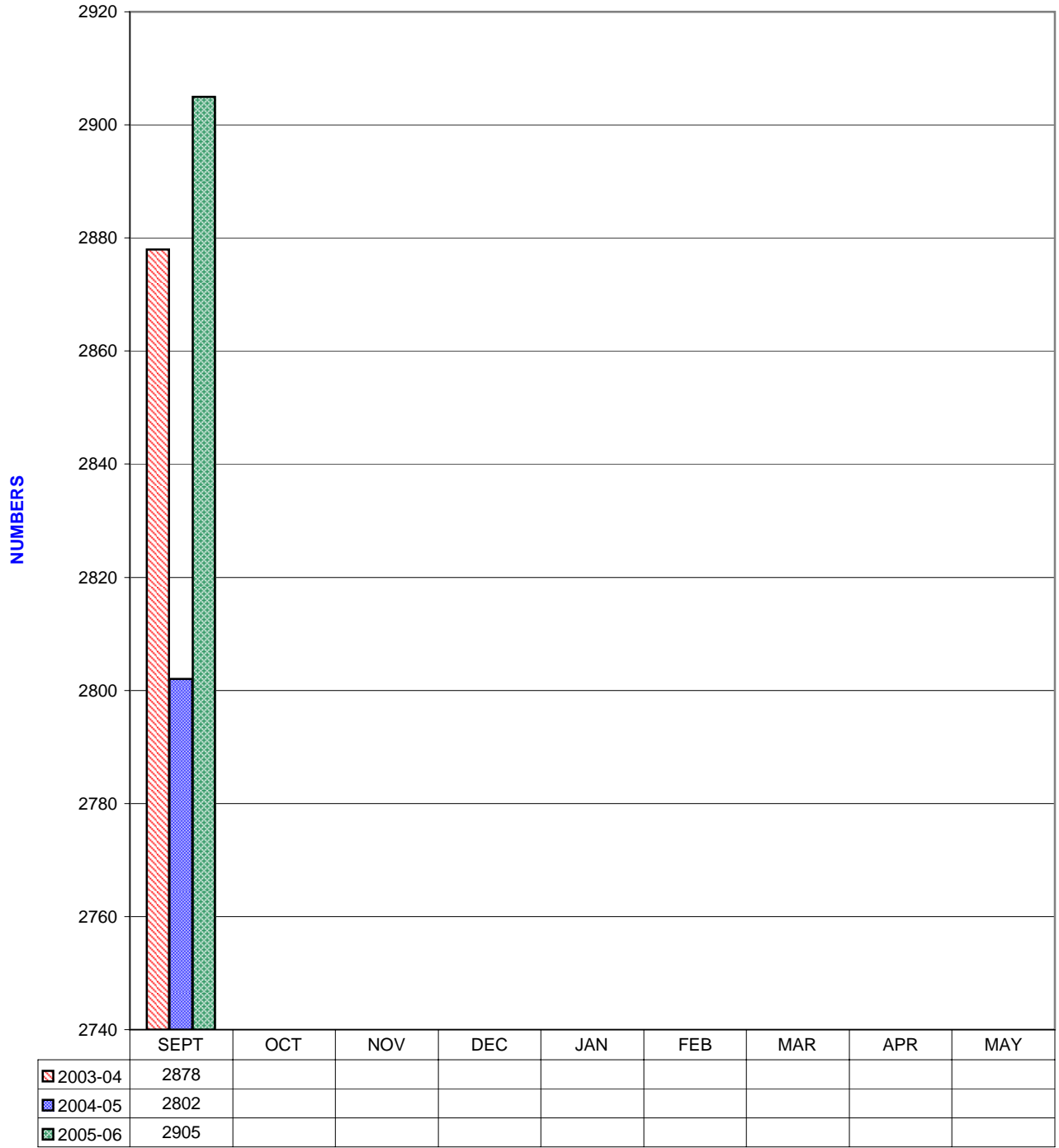
1000-4999	11.5	22	1000-4999	6	14
5000-9999	13	22	5000-9999	6.5	14
=> 10000	13.5	22	=> 10000	6.6	14

Audit Home Page: [School Financial Audits](#) | Send comments or suggestions to sfinance@tea.state.tx.us

THE **TEXAS EDUCATION AGENCY**

1701 NORTH CONGRESS AVENUE · AUSTIN, TEXAS, 78701 · (512) 463-9734

BISD ENROLLMENT COMPARISON



2003-04
 2004-05
 2005-06

SUPERINTENDENT'S REPORT

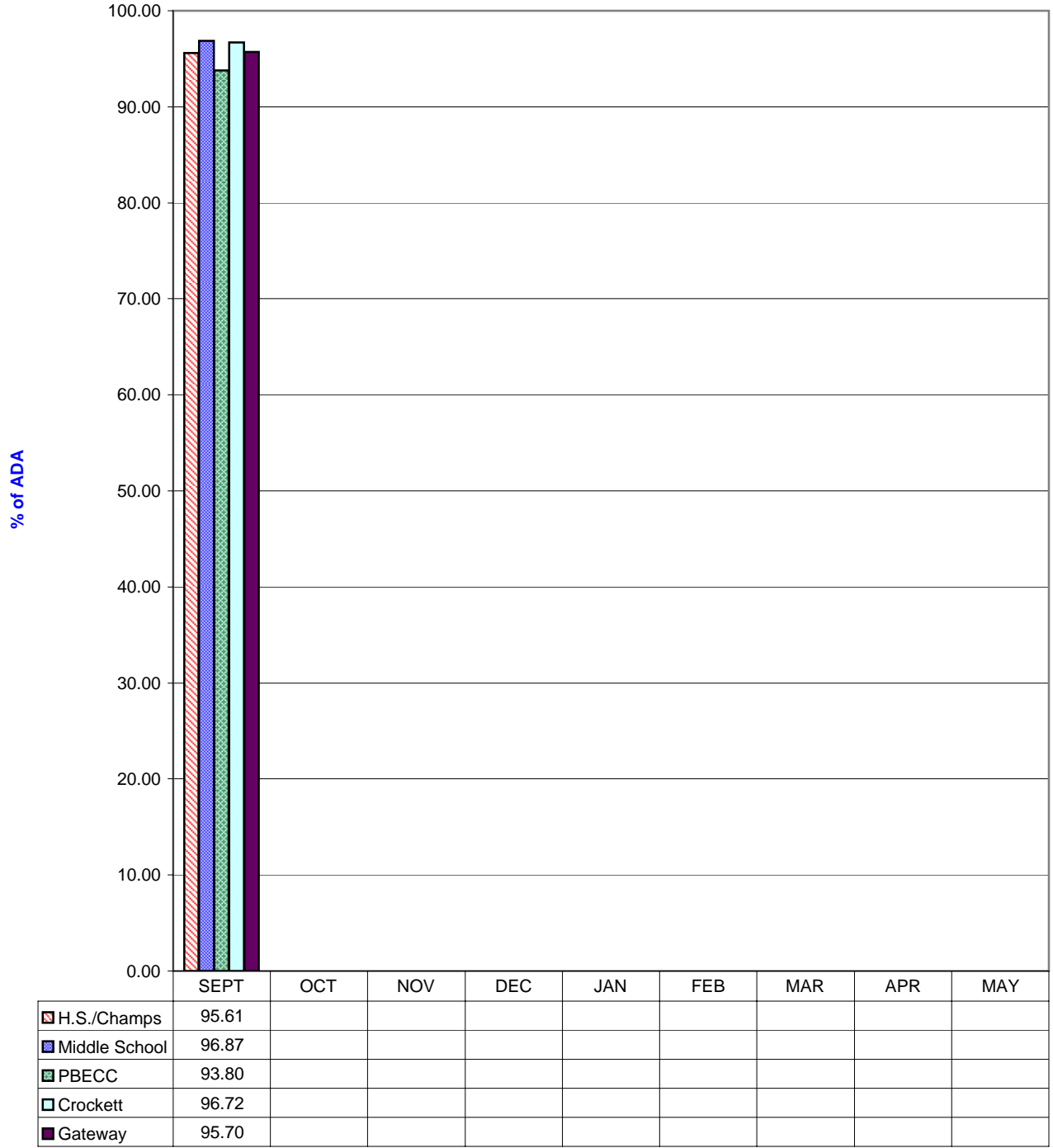
October 13, 2005

ENROLLMENT September 30, 2005										
CAMPUS	SP. ED.	PPCD	HS	PK	K	1ST	2ND	3RD	4TH	TOTAL
PAUL BELTON	-	4	79	95	202	-	-	-	-	380
Teachers	-	1	4*	3**	10	-	-	-	-	23†
CROCKETT	6	-	-	-	-	-	-	208	177	391
Teachers	1	-	-	-	-	-	-	11	10	27†
GATEWAY	1	-	-	-	-	221	210	-	-	432
Teachers	1	-	-	-	-	11	11	-	-	31†
TOTAL ELEMENTARY	6	4	79	95	202	221	210	208	177	1203
TOTAL # CLASSROOM TEACHERS	2	1	4	3	10	11	11	11	10	81
CAMPUS		5TH	6TH	7TH	8TH	9TH	10TH	11TH	12TH	TOTAL
BORGER MIDDLE		220	208	213	208	-	-	-	-	851
Teachers										59
BORGER HIGH		-	-	-	-	256	211	198	170	835
Teachers										62
CHAMPS										16
TOTAL SECONDARY		220	208	213	208	256	211	198	170	1,702 (+Champs)
TOTAL # CLASSROOM TEACHERS										121
*3 teachers are ½ time ** 2 - ½ day classes each † includes CEI, Music, P.E., Special Ed., Reading Recovery & Peak teachers										

ENROLLMENTS (Ending 2004-2005 school year, beginning 2005-2006 enrollment, prior and present month enrollment)

May 26, 2005 2,753
 August 31, 2005 2,876
 September 30, 2005 2,905

BISD ADA COMPARISON 2005-2006



MONTHS

H.S./Champs	Middle School	PBECC
Crockett	Gateway	

SUPERINTENDENT'S REPORT

CEI Presentation – Doug Morrow



45th Annual TASB/TASA Convention

October 28-30, 2005 • Dallas Convention Center, Dallas, Texas

[Home](#) | [Registration](#) | [Hotel Reservations](#)

Superintendent Secretaries

Schedule of Events

Training

Speakers

Exhibits

Personal Convention Scheduler (PCS)

Future Dates

[Search Help](#)



Schedule of Events

NOTE: We're still working on additional program enhancements so please check this site regularly for updates.

Thursday, October 27

Registration (*No shuttle service available Thursday*) 3 - 6 p.m.

Friday, October 28 - New Friday Program!

Registration 7:30 a.m. - 5 p.m.
 Breakout Sessions 9 - 10:15 a.m.
 In-Depth Sessions 9 - 11:45 a.m.
 Breakout Sessions 10:30 - 11:45 a.m.
 Breakout Sessions 1 - 2:15 p.m.
 In-Depth Sessions 1 - 3:45 p.m.
 Breakout Sessions 2:30 - 3:45 p.m.
[Distinguished Lecture](#) 2:30 - 3:45 p.m.
[First General Session \(Welcome and Keynote\)](#) 4 - 5 p.m.

Saturday, October 29

Registration 6:30 a.m. - 4:30 p.m.
 Breakout Sessions 7:30 - 8:45 a.m.
 In-Depth Sessions 7:30 - 10:15 a.m.
[Exhibit Viewing](#) 8 a.m. - 5 p.m.
 Breakout Sessions 9 - 10:15 a.m.
[Distinguished Lecture](#) 9 - 10:15 a.m.
[Second General Session \(Keynote and Awards\)](#) 10:30 a.m. - noon
 Designated Exhibit Viewing Noon - 1:30 p.m.
 Named Delegate and Alternate Lunch/Caucus—**New!** 12:30 - 1:45 p.m.
 Breakout Sessions 1:30 - 2:45 p.m.
 In-Depth Sessions 1:30 - 4:15 p.m.
 TASB Delegate Assembly—**New time!** 2 - 4 p.m..
 Breakout Sessions 3 - 4:15 p.m.
[Special Session](#) 3 - 4:15 p.m.
 Breakout Sessions 4:30 - 5:30 p.m.

Sunday, October 30

Registration 7 a.m. - 4:30 p.m.
 Designated Exhibit Viewing 8 - 8:30 p.m.
[Exhibit Viewing](#) 8 a.m. - 1 p.m.
 Breakout Sessions 8:30 - 9:45 a.m.
[Distinguished Lecture](#) 8:30 - 9:45 a.m.
 In-Depth Sessions 8:30 - 11:15 a.m.
 Breakout Sessions 10 - 11:15 a.m.
 Exhibit Hall Closing Event 11:15 a.m. - 12:45 p.m.
[Third General Session \(Keynote and Awards\)](#) 1 - 2:30 p.m.
 Breakout Sessions 2:45 - 4 p.m.
 Breakout Sessions 4:15 - 5:30 p.m.

Related Activities

[TASB Delegate Assembly](#)
[TASB Superintendent of the Year Program](#)
[TASA Honor Boards Program](#)

"The
 most
 experi
 have
 board
 distri
 ideas
 numt
 outst
 Cha
 Schi



CORGAN schools

**Gulf Coast Area
 Association
 of School Boards**



[Pfluger Associates Architects](#)

[Region 4 Education Services Center](#)

[STA-Student Transportation of America](#)

P.A.A.S.B.

PANHANDLE AREA ASSOCIATION OF SCHOOL BOARDS

Thursday, October 20, 2005

Dinner at 6:30 p.m.

Meeting at 7:00 p.m.

Region 16 Education Service Center

Program: Congressional Overview of Federal Programs
Presenter: Mr. Lewis Britt, District Director for Congressman Mac Thornberry

Program: "Where Do We Go From Here in State School Financing?"
Presenter: Dr. Wayne Pierce, Executive Director, Equity Center

Dues/Meals Remittal

School District _____

- Remit dues only..... \$50
- Remit dues and meals for the school board & superintendent for 2005-06..... \$290
- Remit dues and meals for October 20, 2005 only...Number attending _____ @ \$10
per attendee plus \$50 for dues = \$ _____

Make checks payable to PAASB

Deadline: Monday, October 17, 2005

Please remit reservations form and payment to:

PAASB
Region 16 Education Service Center
Attn: Ronnie Teichelman
5800 Bell Street
Amarillo, Texas 79109-6230

Borger High School Choral Department

For Immediate Release

Borger Choir Students Enjoy Success At All-District Choir Auditions

This past Saturday, choir members of the Borger High School Choral Department, along with some 300 students from all around the Texas Panhandle, attended the first audition in the process at Borger High School to select the final total of students from the panhandle who will make up this year's All-State Choir which will be held February in San Antonio. Towns from all across the Texas Panhandle arrived in Randall early to begin the competition. From the total of 300 students coming to compete, only 160 spots would be awarded. Borger was not only a great competitor, but also enjoyed hearing its name mentioned many times during the reading of the results. Members of the Borger High School Choral Department have been working toward this day, some since the beginning of summer.

Borger placed 12 out of 19 entries allowing for a successful 63% of the total entries from Borger making the All-District Choir. These students will go on to compete October 22nd. at Amarillo High School for a place in the second of four auditions, on the road to All-State, which will only have 120 spots available and will make up the Region-I All-Region Choir which will perform on November 5th. at Northern Hall Auditorium at WTAMU. These students of the Borger Choral Department are:

Soprano - II Elizabeth Madden(Freshman) - 5th. Chair.

Allison Grider (Freshman) - 6th Chair.

Becca Ogiesby(Freshman) - 17th Chair

Devon DeLoe(Junior) - 2nd Alternate

Alto - I Ashley Wheeler (Sophomore) - 24th Chair.
Carlie Riddle (Sophomore) - 2nd Alternate.

Alto - II Erin Pepper(Senior) - 1st. Chair.
Kathryn Watts (Sophomore) - 15th. Chair.

Tenor - II David Washer (Junior) - 1st. Chair.
Jacob Schroeder (Senior) - 6th. Chair.

Bass-I Darin Chilcote (Junior) - 4th. Chair.

Bass - II. Patrick Lewis (Senior) - 18th. Chair.

cc: Superintendent, Board, Principal, Herald, KQTY, School News, School Ann.

Borger High School
West First Street
Borger, Tx. 79007
(806)273-1029 ext. 141
Fax-806.273.1036



johnny.miller@borgerisd.net

Johnny Miller-Director
1702 Boyd
Borger, Tx. 79007
(806)274-4215
DESIRE--DRIVE--DEDICATION

Superintendent's Report
Information Only

SUBSTITUTE TEACHERS

Aguilera, Maria
Barclay, Amanda
Barker, Ramona
Barraza, Aurora
Escobar, David
Felker, Amy
Gillin, Lonna
Grisham, Lisa
Haynes, Ashley
Hightower, Jenica
Ingram, Summer
Lilly, Jennifer
Martin, Paula
McCloy, Jennifer
McCown, Deborah
McGee, Carla
McKinney, Tamra
Miller, Meredith
Mitchell, Jessie
Murley, Wendye
Prater, Renee
Pronger, Jana
Rhoten, Rebecca
Ritchson, Julie
Rodriguez, Aranzazu Jose
Sanborn, Sheena
Smith, April
Stegall, Hilary
Strifler, Marshall
Tyree, Kristi
Vazquez, Jahzeel
Wade, Jana
White, Richard
Willis, Dawn
Willis, Sherilyn
Winegar, Priscilla

**MINUTES OF REGULAR MEETING
BOARD OF TRUSTEES
BORGER INDEPENDENT SCHOOL DISTRICT**

September 13, 2005

MEMBERS PRESENT: Mr. Gary Schneck, Mr. David Brandon, Mr. Robert Bradley, Mr. David Cano, Mrs. Elaine Feese, Mr. Johnny Rusten, and Mrs. Charlotte Williams. (Mr. Rusten entered the meeting at 7:21 p.m.)

MEMBERS ABSENT: None

OTHERS PRESENT: Superintendent Clifton Stephens, Assistant Superintendent Linda Rotramel, Assistant Superintendent Frank Henderson, Director of Special Programs & Grants Bobbie Nichols, Special Education Director Patti Brown, Environmental Director Tim Sudbrink, Director of Technology Dewey De Loe, principals: Bob Callaghan, Randy Hatfield, Scott Carothers, Shannon Morrison, and Rick Say, BCTA representatives, TSTA representatives, media representatives, and other school personnel.

VISITORS: Jason, Margaret, and Megan Vance

CALL TO ORDER: Mr. Schneck, President of the Board, called the meeting of the Borger Independent School District Board of Trustees to order at 7:05 p.m. in the Administrative Center Board Room. "Let the record show that a quorum of board members is present, that this meeting has been duly called, and that notice of this meeting has been posted in accordance with the Texas Open Meetings Act, Texas Government Code Chapter 551."

The Pledge of Allegiance was given.

Mr. Schneck extended a cordial welcome to those present.

OPEN FORUM: No one appeared for the Open Forum.

**SUPERINTENDENT'S
REPORT:**

1. Mr. Callaghan Principal, Borger High School announced that Megan Vance, Senior at Borger High School was named a National Merit Semi-Finalist. Mr. Schneck congratulated Miss Vance on this honor and wished her good luck in future accomplishments.

2. Superintendent Stephens reported an enrollment as of September 13 of 2905. 117 students more than May of 2005.
3. The P.A.A.S.B. meeting will be Thursday, October 20 at 7:00 p.m. at Region 16 Education Service Center.
4. The TASA/TASB Conference is September 23-25, 2005. Board of Trustees attending this conference will depart for Dallas on September 22 and return September 25.
5. Mrs. Nichols, Director of Special Programs and Grants gave TAKS evaluations for Borger I.S.D. Mrs. Nichols compared scores with similar demographic schools and schools within Region 16. Mrs. Nichols introduced different strategies such as Curriculum Alignment meetings and TAKS Manager that Borger I.S.D. is using this year to disaggregate the scores and to strengthen students in TAKS areas. Mr. Stephens indicated that grade-leveling at the elementary campuses has been good for instruction in the classrooms. Balanced classroom numbers have helped through out the grade levels. He indicated the principals have done a good job balancing classes. Transportation has improved between campuses and the atmosphere has been positive at the campuses.

(Attach Reports in Minute Book)

6. Bob Callaghan, Principal Borger High, presented a Discipline and Drug Testing Report for the 2005-2006 school years.

(Attach Report in Minute Book)

7. Mr. Stephens gave the 1st reading on Policy update 76. He gave an overview on changes, deletions, and additions as indicated in the Vantage Points from Update 76. The second reading and action on Update 76 will be acted upon during the October Board Meeting.

CONSENT AGENDA:

It was moved by Mr. Brandon, seconded by Mr. Bradley, and carried unanimously to approve the consent agenda, as recommended by the administration. The following items were approved:

1. Minutes of the worksession August 4, 2005.
2. . Minutes of the special meeting August 4, 2005.
3. Minutes of the regular meeting August 29, 2005
4. Texas State Library and Archives Commission/Record Keeping Resolution.
7. August 2005 payroll of \$1,229,710.28.
8. August 2005 disbursements. Each member of the Board

received a copy of the disbursements, submitted by the Finance Department.

- 9. Adopt Mission Statement and Goals for 2005-2006.

(Attach Copy of Goals and Mission Statement)

**CLOSED SESSION
CALLED AT
8:23 P.M.**

President Schneck moved that the Board adjourn into a closed session pursuant to the following sections of the Texas Open Meetings Act: 551.074, Sections D and E. - Discussing personnel or to hear complaints against personnel.

The motion was seconded by Mr. Rusten and carried unanimously.

**REGULAR SESSION
RECONVENED AT
9:59 P.M.**

President Schneck announced no action was taken.

**FINANCIAL
INFORMATION:**

President Schneck read a Thank-you from Paul Belton Early Childhood Center for the salary increase given to the Borger ISD employees. Mr. Schneck also thanked Frank Henderson, Assistant Superintendent/ Business for doing such a great job in the financial portion of Borger ISD. Mr. Henderson thanked the administration, teachers and staff for their efforts in keeping the budget to a minimum.

TAX COLLECTIONS:

A report on tax collections for the period ending August 31, 2005, were submitted by the Appraisal District.

(ATTACH COPY REPORT INTO MINUTE BOOK)

BANK BALANCES:

Copies of a report on school funds for the month that ended August 31, 2005, were submitted by the Finance Department. Bank balances were as follows:

GENERAL OPERATING	\$	245, 519.51
WORKER'S COMP/BENEFITS		44,984.87
TRS CARE, HEALTH INSURANCE CLAIMS		2,354.55
CAFETERIA PLAN		41,759.68
TOTAL	\$	<u>334,618.61</u>

ADJOURNMENT:

There being no further business, President Schneck made the motion, seconded by Mr. Brandon and was carried unanimously to adjourn the meeting at 10:04 p.m.

Borger Independent School District

Davy Crockett Elementary School

Shannon Morrison, Principal

400 Kaye Street . Borger, TX 79007

806 273-1054 Fax 806 273-1067

September 16, 2005

Dear Mr. Stephens and Trustees,

I recommend we accept the donation of \$32.29 from Target on the Take Charge of Education School Fundraising Program for the good of Crockett Elementary School.

Thank you,



Shannon Morrison

CONSIDERATION / ACTION

2nd Reading and Approval of T.A.S.B. Policy Update 76.

Borger Independent School District

SEPTEMBER 30, 2005

Borger ISD Payroll	\$ 1,305,645.36
--------------------	-----------------

BORGER ISD CHECK REGISTER
SEPTEMBER 30, 2005

CHECK #	DATE	VENDOR	AMOUNT
18480	09/09/05	DALE ARCHER	\$ 283.00
18481	09/09/05	DALE ARCHER	\$ 70.00
18482	09/09/05	AMANDA JILL BABCOCK	\$ 24.83
18483	09/09/05	AMANDA JILL BABCOCK	\$ 36.40
18484	09/09/05	DONNA BARBEE	\$ 133.00
18485	09/09/05	MICHAEL JOSEPH BOS	\$ 25.00
18486	09/09/05	ABBY BRANNAN	\$ 49.00
18487	09/09/05	LYNDAL BRISCOE	\$ 49.00
18488	09/09/05	CASSIE CAGLE	\$ 25.00
18489	09/09/05	SCOTT CAROTHERS	\$ 65.90
18490	09/09/05	JASON CARTER	\$ 36.00
18491	09/09/05	CDW G	\$ 4,705.73
18492	09/09/05	JULIE TOWE COLE	\$ 17.50
18493	09/09/05	KENNETH L. COLEMAN	\$ 16.95
18494	09/09/05	CARSON J COOK	\$ 25.00
18495	09/09/05	SUZANNE DUVALL	\$ 3,246.50
18496	09/09/05	FRANCES CAMP FLETCHER	\$ 154.70
18497	09/09/05	JEREMEY M FORD	\$ 15.00
18498	09/09/05	BRIAN P GORDON	\$ 12.50
18499	09/09/05	BECKY GRANTHAM	\$ 500.00
18500	09/09/05	ANGELA HOLLOWELL	\$ 298.20
18501	09/09/05	MICHELLE HUCKABEE	\$ 6.30
18502	09/09/05	HOLLY LEIGH HUTCHINSON	\$ 51.54
18503	09/09/05	JULIE ANN KELLEY	\$ 109.20
18504	09/09/05	KEVIN LASLEY	\$ 225.00
18505	09/09/05	PATRICK S LEWIS	\$ 25.00
18506	09/09/05	ALLISON MCWILLIAMS	\$ 14.70
18507	09/09/05	TANDI A MORTON	\$ 150.00
18508	09/09/05	DEBBIE PARSLEY	\$ 103.60
18509	09/09/05	POSTMASTER BORGER	\$ 185.00
18510	09/09/05	WHITNEY PURCELL	\$ 90.00
18511	09/09/05	MARY E ROBINSON	\$ 177.10
18512	09/09/05	BRENDA HICKS RUSS	\$ 108.50
18513	09/09/05	DANNY SALAZAR	\$ 60.00
18514	09/09/05	DEE SANDERS	\$ 13.65
18515	09/09/05	MORGAN PAUL SHEDD	\$ 25.00
18516	09/09/05	BRENDA K SNOW	\$ 65.45
18517	09/09/05	CLIFTON L. STEPHENS	\$ 28.85
18518	09/09/05	RICKEY SUMMAR	\$ 109.20
18519	09/09/05	TEXAS GAS SERVICE	\$ 1,163.40
18520	09/09/05	U S FOODS INC	\$ 6,763.57
18521	09/09/05	UIL	\$ 101.20
18522	09/09/05	LORI M VILLANUEVA	\$ 108.50
18523	09/09/05	JEANIE WASHER	\$ 110.25
18524	09/09/05	NANCY WHITE	\$ 239.65

18525	09/09/05	NANCY WHITE	\$	25.38
18526	09/09/05	WRIGHT EXPRESS	\$	829.26
18527	09/09/05	XCEL ENERGY	\$	17,501.79
18528	09/09/05	LESLIE YOUNG	\$	545.00
18529	09/09/05	VONDA BRANNAN	\$	170.00
18530	09/09/05	RICKY LYNN SAY	\$	43.35
18531	09/09/05	ADAMS MARK HOTEL	\$	314.90
18532	09/09/05	ADAMS MARK HOTEL	\$	209.80
18533	09/09/05	REGION I	\$	235.00
18534	09/09/05	TAGT MEMBERSHIP	\$	55.00
18535	09/12/05	WTSU-TEES	\$	60.00
18536	09/13/05	U S FOODS INC	\$	5,860.13
18537	09/14/05	AGS PUBLISHING	\$	307.99
18538	09/14/05	AMARILLO DAILY NEWS	\$	66.50
18539	09/14/05	AMERIPRIDE LINEN AND	\$	20.00
18540	09/14/05	ARAMARK SERVICEMASTE	\$	2,940.70
18541	09/14/05	AWARDS & SUCH	\$	97.00
18542	09/14/05	GILBERT BARNES	\$	104.00
18543	09/14/05	BILL BEATTY INS	\$	225.00
18544	09/14/05	BEST ACCESS SYSTEMS	\$	241.05
18545	09/14/05	BORGER NEWS-HERALD	\$	608.40
18546	09/14/05	C H EBERLE INSPECTIONS	\$	220.00
18547	09/14/05	JUDY CAMDEN	\$	285.50
18548	09/14/05	ALTON CARPENTER	\$	1,056.00
18549	09/14/05	JASON CARTER	\$	36.00
18550	09/14/05	CASTERS OF AMARILLO	\$	280.04
18551	09/14/05	CHILDRENS REHABILITATIOI	\$	2,538.48
18552	09/14/05	CITY OF BORGER	\$	24.13
18553	09/14/05	COCA COLA BOTTLING CO	\$	173.80
18554	09/14/05	CHRIS CONNER	\$	239.00
18555	09/14/05	COUNTRY CHEVROLET INC	\$	27.65
18556	09/14/05	CROWN SUPPLY	\$	52.32
18557	09/14/05	D & S SUPPLY	\$	155.77
18558	09/14/05	DAKES RESTAURANT & CA	\$	165.20
18559	09/14/05	DAVIS HOME CENTER	\$	350.00
18560	09/14/05	DEALERS ELECTRIC	\$	329.55
18561	09/14/05	DOBSON CELLULAR	\$	22.62
18562	09/14/05	DWAYNE DUNN	\$	86.00
18563	09/14/05	DYNA SYSTEMS	\$	756.44
18564	09/14/05	DYNAMICS CORP	\$	55.95
18565	09/14/05	ELLIOTT-RUSSELL OFFICE	\$	910.54
18566	09/14/05	EMPIRE PAPER CO	\$	10,364.00
18567	09/14/05	EXTEMPTOPICS.COM	\$	275.00
18568	09/14/05	RICHARD FITCH	\$	175.00
18569	09/14/05	FOSTER PLUMBING	\$	939.45
18570	09/14/05	ALLEN FRAZIER	\$	14.52
18571	09/14/05	ALBERT ERIC GAONA	\$	200.00
18572	09/14/05	GERALDS OFFICE PROD	multi-check	
18573	09/14/05	GERALDS OFFICE PROD	\$	2,395.15
18574	09/14/05	NATHAN GOLIGHTLY	\$	40.00
18575	09/14/05	GOPHER SPORTS EQUIP	\$	964.73
18576	09/14/05	H&H PRINTING ETC	\$	4,027.10

18577	09/14/05	NADINE HADLEY	\$	24.00
18578	09/14/05	DORA HANEY	\$	612.00
18579	09/14/05	HARVEY TIRE	\$	13.50
18580	09/14/05	ALESSA HERBER	\$	209.00
18581	09/14/05	BRYAN HERBER	\$	376.20
18582	09/14/05	LESLIE HERBER	\$	286.00
18583	09/14/05	HONEYWELL INC	\$	195.00
18584	09/14/05	CATRINA HOWELL	\$	318.00
18585	09/14/05	JERRYS PLUMBING	\$	678.50
18586	09/14/05	JIMS BEARINGS & SUPPLY	\$	76.46
18587	09/14/05	JIMS LOCK & KEY	\$	65.00
18588	09/14/05	K & S ENGRAVING	\$	36.00
18589	09/14/05	LAWNS A LOT SPRAYING	\$	1,060.00
18590	09/14/05	LONESTAR RESTAURANT		VOID
18591	09/14/05	JIM LUGINBILL	\$	435.50
18592	09/14/05	M&M AUTO PARTS	\$	477.37
18593	09/14/05	MACKSCO SUPPLY LLC	\$	7,522.50
18594	09/14/05	MARSH ELECTRIC SUPPLY	\$	140.00
18595	09/14/05	MICRO BIO MEDICS INC	\$	278.00
18596	09/14/05	MICROTEK SOLUTIONS	\$	327.00
18597	09/14/05	MIDWEST BIOSERVICE CO	\$	507.50
18598	09/14/05	MILLER PAPER CO	\$	6,550.00
18599	09/14/05	DONNA MARIE MILNER	\$	75.00
18600	09/14/05	MINTONS FLOWERS	\$	25.00
18601	09/14/05	MARIE MONGOLD	\$	612.00
18602	09/14/05	MOORE WINDSHIELDS	\$	204.50
18603	09/14/05	MOORES HORIZON PHARM	\$	116.80
18604	09/14/05	MORTON LUMBER	\$	2,181.12
18605	09/14/05	TANDI A MORTON	\$	150.00
18606	09/14/05	N B S	\$	665.61
18607	09/14/05	NATIONAL EDUCATORS	\$	125.00
18608	09/14/05	NATIONAL FFA ORGAN	\$	29.00
18609	09/14/05	NATIONAL FORENSIC	\$	99.00
18610	09/14/05	MARK NOBLE	\$	188.50
18611	09/14/05	PAUL ORTEGA	\$	235.00
18612	09/14/05	OZARKA SPRING WATER	\$	104.25
18613	09/14/05	PAC N MAIL	\$	1,026.35
18614	09/14/05	PANHANDLE PAGING	\$	18.95
18615	09/14/05	PAO ENTERPRISES	\$	1,605.00
18616	09/14/05	PARSLEYS ROOFING INC	\$	775.00
18617	09/14/05	CATHRYN FERN PESCH	\$	79.00
18618	09/14/05	PIONEER MANUFACTURING	\$	570.30
18619	09/14/05	POPULAR SUPPLY	\$	1,327.85
18620	09/14/05	POSTMASTER BORGER	\$	111.00
18621	09/14/05	WESTAIR PRAXAIR DIST	\$	958.57
18622	09/14/05	WHITNEY PURCELL	\$	300.00
18623	09/14/05	PYRAMID SCHOOL PROD	\$	2,064.40
18624	09/14/05	R & R MACHINE SHOP INC	\$	230.00
18625	09/14/05	THOMAS E RAY	\$	65.00
18626	09/14/05	REGION I	\$	25.00
18627	09/14/05	REGION XVI ED SVC CTR	\$	590.00
18628	09/14/05	RELIABLE CORP	\$	198.48

18629	09/14/05	DANNY SALAZAR	\$	300.00
18630	09/14/05	SAVIN CORP	\$	1,599.82
18631	09/14/05	SBEC-CRT	\$	32.00
18632	09/14/05	ELIZABETH SCHAFER	\$	125.00
18633	09/14/05	STEVE SCHAFER	\$	416.00
18634	09/14/05	SCHOLASTIC INC	\$	5,000.00
18635	09/14/05	SCHOOL SPECIALTY SUPP	\$	4,401.61
18636	09/14/05	THE SECURITY CO	\$	69.00
18637	09/14/05	GENE SEGURA	\$	200.00
18638	09/14/05	ROYCE SPIES	\$	189.00
18639	09/14/05	STANDARD STATIONERY	\$	4,679.10
18640	09/14/05	STATE FARM INS	\$	27,133.00
18641	09/14/05	SUNGARD PENTAMATION	\$	5,066.10
18642	09/14/05	TASA	\$	204.00
18643	09/14/05	TASB	\$	2,594.00
18644	09/14/05	TASB	\$	1,600.00
18645	09/14/05	TASB RISK MGMT	\$	84,192.00
18646	09/14/05	TASB RMF	\$	1,211.50
18647	09/14/05	TCS CORPORATE SVCS	\$	1,299.40
18648	09/14/05	TEACHERS DISCOUNT	\$	77.99
18649	09/14/05	TEACHERS DISCOVERY	\$	97.10
18650	09/14/05	TEACHERS VIDEO CO	\$	68.89
18651	09/14/05	TEPSA	\$	317.00
18652	09/14/05	TEXAS FORENSIC ASSOC	\$	95.00
18653	09/14/05	TMSCA	\$	50.00
18654	09/14/05	U S TECH	\$	4,746.00
18655	09/14/05	UNIV OF TEXAS SYSTEM	\$	975.00
18656	09/14/05	BARRY VAUGHN	\$	480.50
18657	09/14/05	VAUGHNS TRUCK REPAIR	\$	242.50
18658	09/14/05	ROBERT VINYARD LOCKS	\$	20.00
18659	09/14/05	MIKE VOELM	\$	135.00
18660	09/14/05	WALMART	\$	817.68
18661	09/14/05	THE WATER STORE	\$	22.00
18662	09/14/05	SPORT WEDDEL	\$	150.00
18663	09/14/05	THE WHISPER GLIDE CO	\$	370.55
18664	09/14/05	WOODYS GLASS CO	\$	767.59
18665	09/14/05	XEROX CORP	\$	10,615.51
18666	09/14/05	LESLIE YOUNG	\$	500.00
18667	09/14/05	JEFF ZINK	\$	65.00
18668	09/14/05	CUSTOM FOOD GROUP	\$	147.00
18669	09/14/05	GERALDS OFFICE PROD	\$	26.66
18670	09/14/05	H&H PRINTING ETC	\$	70.50
18671	09/14/05	MINTONS FLOWERS	\$	59.00
18672	09/14/05	JIM BOB MITCHELL	\$	100.00
18673	09/14/05	RUSTY TAPP	\$	80.00
18674	09/14/05	WALMART	\$	71.94
18675	09/14/05	THE WATER STORE	\$	45.25
18676	09/14/05	KEVIN KUEHLER	\$	412.00
18677	09/14/05	LONE STAR	\$	447.58
18678	09/14/05	JOHNNY MILLER	\$	95.00
18679	09/14/05	REGION I MUSIC EXEC COM	\$	295.00
18680	09/14/05	TASB	\$	2,120.00

18681	09/14/05	FRANK HENDERSON	\$ 3,400.00
18682	09/14/05	A&D BOOKSTORE	\$ 208.77
18683	09/14/05	JASON ADKINS	\$ 22.00
18684	09/14/05	ADVANCE FOOD CO	\$ 973.50
18685	09/14/05	AGS PUBLISHING	\$ 758.97
18686	09/14/05	CHELE ALEXANDER	\$ 150.00
18687	09/14/05	ALLENS TRI STATE MECH	\$ 384.25
18688	09/14/05	ALTA BOOK CENTER	\$ 228.48
18689	09/14/05	ALUMINUM ATH EQUIP	\$ 285.00
18690	09/14/05	ANTHEM SPORTS	\$ 1,139.65
18691	09/14/05	ASW ENTERPRISES	\$ 145.85
18692	09/14/05	AUDIO VIDEO CORP	\$ 599.90
18693	09/14/05	AUTO-CHLOR SYSTEM	\$ 859.50
18694	09/14/05	B S N CORP	\$ 375.44
18695	09/14/05	AMANDA JILL BABCOCK	\$ 66.59
18696	09/14/05	BAYLOR BRIEFS	\$ 259.95
18697	09/14/05	BIO CORPORATION	\$ 442.64
18698	09/14/05	SANDRA BLACK	\$ 56.00
18699	09/14/05	DICK BLICK CO INC	\$ 991.29
18700	09/14/05	BLUE BELL CREAMERIES	\$ 1,379.29
18701	09/21/05	BOOKBINDING & LAMINAT	\$ 2,319.53
18702	09/21/05	BART BOREN	\$ 25.00
18703	09/21/05	RON BRANNAN	\$ 25.00
18704	09/21/05	T E BREITENBACH STUDIO	\$ 89.95
18705	09/21/05	BROOKHOLLOW	\$ 310.30
18706	09/21/05	PATTI D BROWN	\$ 14.00
18707	09/21/05	BUCKS SPORTING GOODS	\$ 10,241.35
18708	09/21/05	BRYAN CARLOCK	\$ 22.00
18709	09/21/05	ALTON CARPENTER	\$ 7,200.00
18710	09/21/05	CARSON DELOSA PUBLISH	\$ 435.24
18711	09/21/05	JASON CARTER	\$ 36.00
18712	09/21/05	JASON CARTER	\$ 36.00
18713	09/21/05	CDW G	\$ 2,473.38
18714	09/21/05	CHAMPS ACADEMY	\$ 66,030.00
18715	09/21/05	CHILDSWORK CHILDSPLAY	\$ 606.87
18716	09/21/05	CITY OF BORGER	\$ 10,691.42
18717	09/21/05	I E CLARK PUBLICATIONS	\$ 68.50
18718	09/21/05	CLARUS MUSIC	\$ 107.28
18719	09/21/05	CLASSROOMDIRECT	\$ 2,448.93
18720	09/21/05	EVELYN KAY COFFMAN	\$ 25.00
18721	09/21/05	CONTACT HOPE	\$ 99.00
18722	09/21/05	CPO SCIENCE	\$ 189.09
18723	09/21/05	CROWN SUPPLY	\$ 41.15
18724	09/21/05	MARTIN CRUMP	\$ 100.00
18725	09/21/05	CURRENT HEALTH 2	\$ 164.40
18726	09/21/05	DAKES RESTAURANT & CA	\$ 90.72
18727	09/21/05	BOYED DEES	\$ 109.55
18728	09/21/05	DEMCO INC	\$ 292.61
18729	09/21/05	LIZ DENTON	\$ 357.70
18730	09/21/05	DIAMOND BUSINESS SVC	\$ 4,099.68
18731	09/21/05	DRAMATISTS PLAY SVC	\$ 11.50
18732	09/21/05	EDUCATION OUTREACH	\$ 202.00

18733	09/21/05	EDUCATIONAL RECORD	\$	133.99
18734	09/21/05	EMPIRE PAPER CO	\$	9.74
18735	09/21/05	ENDZONE VIDEO SYSTEM	\$	328.99
18736	09/21/05	EQUITY CENTER	\$	2,750.00
18737	09/21/05	MARIE ESTES	\$	22.00
18738	09/21/05	ETA CUISENAIRE	\$	668.33
18739	09/21/05	KEVIN FARMER	\$	25.00
18740	09/21/05	FEDEX FREIGHT	\$	1,290.52
18741	09/21/05	FISHER SCIENTIFIC	\$	89.98
18742	09/21/05	FOLLETT SOFTWARE	\$	4,247.99
18743	09/21/05	FOSTER PLUMBING	\$	210.25
18744	09/21/05	GEBCO INC	\$	590.22
18745	09/21/05	GERALDS OFFICE PROD	\$	3,802.83
18746	09/21/05	GRAINGER INC	\$	628.99
18747	09/21/05	GRAND BATTERY & ELECT	\$	42.76
18748	09/21/05	GROW PUBLICATIONS	\$	109.78
18749	09/21/05	JOHNNY GUNTER	\$	22.00
18750	09/21/05	H & R FOODS	\$	523.41
18751	09/21/05	H&H PRINTING ETC	\$	339.45
18752	09/21/05	NADINE HADLEY	\$	73.00
18753	09/21/05	DORA HANEY	\$	53.00
18754	09/21/05	HAPPY EVERYTHING	\$	52.00
18755	09/21/05	HARCOURT ACHIEVE	\$	9,385.99
18756	09/21/05	HARCOURT OUTLINES	\$	218.88
18757	09/21/05	HARVEY TIRE	\$	1,653.75
18758	09/21/05	BRYAN HERBER	\$	58.50
18759	09/21/05	LESLIE HERBER	\$	20.00
18760	09/21/05	THE HIGHSMITH CO	\$	849.08
18761	09/21/05	HONEYWELL INC	\$	180.92
18762	09/21/05	INSTRUCTIONAL MATERIALS	\$	202.40
18763	09/21/05	INTERQUEST DETECTION	\$	400.00
18764	09/21/05	J M SPORTING GOODS	\$	1,288.95
18765	09/21/05	KAGAN COOP LEARNING	\$	51.00
18766	09/21/05	LAKESHORE LEARNING	\$	407.29
18767	09/21/05	THE LEARNING WORKSHOP	\$	330.00
18768	09/21/05	NEAL LORENZ	\$	65.00
18769	09/21/05	LUNCHBYTE SYSTEMS INC	\$	2,115.00
18770	09/21/05	WILLIAM V MCGILL & Co	\$	1,031.03
18771	09/21/05	ROBIN MARTIN	\$	87.00
18772	09/21/05	SHANON MARTIN	\$	65.00
18773	09/21/05	MASTER E NETWORKS	\$	340.00
18774	09/21/05	THE MASTER TEACHER	\$	44.95
18775	09/21/05	CHRIS MCCOLLUM	\$	22.00
18776	09/21/05	WARREN MCCOLLUM	\$	22.00
18777	09/21/05	MCDONALD PUBLISHING	\$	23.95
18778	09/21/05	MCKEE BAKING CO	\$	630.28
18779	09/21/05	JEFF MEADOR	\$	87.00
18780	09/21/05	MEDICAID CLAIM OF TX	\$	624.67
18781	09/21/05	MENAGERIE PUBLISHING	\$	49.90
18782	09/21/05	MICHAEL FOODS INC	\$	529.69
18783	09/21/05	DONNA MARIE MILNER	\$	90.00
18784	09/21/05	JIM BOB MITCHELL	\$	87.00

18785	09/21/05	MARIE MONGOLD	\$	53.00
18786	09/21/05	MORTON LUMBER	\$	169.46
18787	09/21/05	TANDI A MORTON	\$	150.00
18788	09/21/05	TANDI A MORTON	\$	150.00
18789	09/21/05	MRS BAIRDS BAKERIES	\$	1,640.59
18790	09/21/05	MUSIC IN MOTION	\$	379.35
18791	09/21/05	N B S	\$	99.26
18792	09/21/05	NASCO	\$	111.34
18793	09/21/05	NILES REFRIGERATION	\$	567.13
18794	09/21/05	O REILLY AUTOMOTIVE	\$	820.05
18795	09/21/05	OWL BRAND KITS	\$	278.00
18796	09/21/05	PARKERS DISTRIBUTING	\$	325.70
18797	09/21/05	PASCO SCIENTIFIC	\$	679.00
18798	09/21/05	RONNIE PAYNE	\$	131.50
18799	09/21/05	PEARSON EDUCATIONAL	\$	30.00
18800	09/21/05	TERRI PEPPER	\$	80.07
18801	09/21/05	PERMA BOUND	\$	280.77
18802	09/21/05	PLAINS DAIRY	\$	5,905.07
18803	09/21/05	PLANK ROAD PUBLISHING	\$	542.21
18804	09/21/05	POPULAR SUPPLY	\$	55.73
18805	09/21/05	POWERSPRAY LANDSCAP	\$	1,000.40
18806	09/21/05	WESTAIR PRAXAIR DIST	\$	82.95
18807	09/21/05	PRESTWICK HOUSE	\$	66.58
18808	09/21/05	PRINT SOLUTIONS	\$	7,211.10
18809	09/21/05	WHITNEY PURCELL	\$	60.00
18810	09/21/05	QUILL CORPORATION	\$	1,407.73
18811	09/21/05	BOB RANDOLPH	\$	27.00
18812	09/21/05	THOMAS E RAY	\$	65.00
18813	09/21/05	REALLY GOOD STUFF INC	\$	41.30
18814	09/21/05	RECORDED BOOKS LLC	\$	124.25
18815	09/21/05	REGION IV EDUCATION SVC	\$	605.00
18816	09/21/05	REGION XVI ED SVC CTR	\$	4,495.00
18817	09/21/05	RENAISSANCE LEARNING	\$	507.00
18818	09/21/05	REYNOLDS TRIM SHOP	\$	435.00
18819	09/21/05	RICE CONSTRUCTION	\$	200.00
18820	09/21/05	JOHN RODEN	\$	1,056.11
18821	09/21/05	DANNY SALAZAR	\$	60.00
18822	09/21/05	ROBIN SALAZAR		VOID
18823	09/21/05	MICKEY SANDERS	\$	25.00
18824	09/21/05	SCHOOL BUS PARTS CO	\$	33.75
18825	09/21/05	SCHOOL SPECIALTY SUPP	\$	401.47
18826	09/21/05	BARBIE SCHROEDER	\$	65.00
18827	09/21/05	SCIENCE KIT & BOREAL	\$	1,794.00
18828	09/21/05	SCIENCE KIT INC	\$	70.70
18829	09/21/05	SHIFFLER EQUIP SALES	\$	126.33
18830	09/21/05	DOROTHY SIMS	\$	22.00
18831	09/21/05	DOUG SMITH	\$	109.55
18832	09/21/05	SUPER DUPER SCHOOL CO.	\$	123.70
18833	09/21/05	JESSICA SWENN	\$	30.20
18834	09/21/05	RUSTY TAPP	\$	111.30
18835	09/21/05	TASB	\$	1,300.00
18836	09/21/05	TASB RMF	\$	6,716.58

18837	09/21/05	GORDON TAYLOR	\$	22.00
18838	09/21/05	TEPSA	\$	268.00
18839	09/21/05	TEXAS COMPUTER EDUC	\$	1,250.00
18840	09/21/05	TEXAS DEPT OF STATE	\$	309.00
18841	09/21/05	TEXAS TECH UNIV	\$	50.00
18842	09/21/05	TIME FOR KIDS	\$	214.68
18843	09/21/05	TRIARCO ARTS & CRAFTS	\$	591.54
18844	09/21/05	U S FOODS INC	\$	5,030.87
18845	09/21/05	U-HAUL	\$	409.22
18846	09/21/05	UIL	\$	331.00
18847	09/21/05	UIL	\$	83.60
18848	09/21/05	UNITED REFRIGERATION	\$	184.37
18849	09/21/05	UNITED SUPERMARKET	\$	233.64
18850	09/21/05	UTILITY TRAILER SW	\$	124.61
18851	09/21/05	BARRY VAUGHN	\$	122.00
18852	09/21/05	PHIL WALDROP	\$	65.00
18853	09/21/05	WALSH ANDERSON BROW	\$	2,318.14
18854	09/21/05	FRANCES WALZEL	\$	30.80
18855	09/21/05	WARDS NATURAL SCIENCE	\$	452.56
18856	09/21/05	THE WATER STORE	\$	12.00
18857	09/21/05	WEEKLY READER	\$	980.76
18858	09/21/05	LESLIE YOUNG	\$	500.00
18859	09/21/05	LESLIE YOUNG	\$	500.00
18860	09/21/05	ZEE MEDICAL	\$	69.20
18861	09/21/05	DEBBY EUBANK	\$	71.53
18862	09/21/05	HERFF JONES INC	\$	2,295.16
18863	09/21/05	WELLS FARGO CARD SVC	\$	1,255.10
18864	09/22/05	TEXAS WOMENS UNIV	\$	954.00
18865	09/23/05	KEVIN LASLEY	\$	225.00
18866	09/27/05	TDS	\$	4,342.00
18867	09/28/05	CATHRYN FERN PESCH	\$	67.00
18868	09/28/05	CATHRYN FERN PESCH	\$	67.00
18869	09/28/05	U S FOODS INC	\$	5,025.54
18870	09/30/05	ALLENS TRI STATE MECH	\$	618.22
18871	09/30/05	AUTO-CHLOR SYSTEM	\$	509.00
18872	09/30/05	BLUE BELL CREAMERIES	\$	1,033.13
18873	09/30/05	FAUCET PARTS CENTER	\$	206.59
18874	09/30/05	FRONTIER FUELS CO	\$	6,347.01
18875	09/30/05	MCKEE BAKING CO	\$	288.28
18876	09/30/05	MICHAEL FOODS INC	\$	444.49
18877	09/30/05	MILLER PAPER CO	\$	67.00
18878	09/30/05	MRS. BAIRDS BAKERIES		VOID
18879	09/30/05	MRS. BAIRDS BAKERIES	\$	1,213.02
18880	09/30/05	PLAINS DAIRY		VOID
18881	09/30/05	PLAINS DAIRY	\$	4,292.47
18882	09/30/05	JOHN RODEN	\$	599.24
18883	09/30/05	TMEA REGION I	\$	300.00
18884	09/30/05	WRIGHT EXPRESS	\$	350.01
18885	09/30/05	XCEL ENERGY	\$	114.90

TOTAL **\$ 521,608.63**

CONSIDERATION / ACTION

Campus Improvement Plans - 2005-2006

Paul Belton Early Childhood Center

Gateway Elementary School

Crockett Elementary School

Borger Middle School

Borger High School

RESIGNATIONS

It is the administrative recommendation to accept the resignation of the following
Borger I.S.D. personnel:

Cydni Farrell

Cydni Farrell
RR 2, Box 60-2
Fritch, TX 79036
October 2, 2005

Mr. Clifton Stephens
Superintendent of Borger Independent School District
200 E. 9th Street
Borger, TX 79007

Dear Mr. Stephens,

My husband has accepted an exceptional opportunity as a chemical engineer for the largest oil refinery in the Western Hemisphere; I am therefore tendering my resignation from Borger Independent School District and wish to advise you that October 14, 2005 will be my last day of employment. I appreciate having the opportunity to work with special needs students at Borger High School. While all school districts share the goal of educating students, I value the perspectives and practices utilized at BISSD and will incorporate them in my future teaching endeavors. Best wishes for continued success as you strive to meet the ever-changing demands in education.

Sincerely,



Cydni Farrell
Basic Math Teacher
Borger High School

Borger Independent School District



Clifton L. Stephens, Superintendent

200 East Ninth , Borger, TX 79007

806 273-6481 Fax 806 273-1066

RESOLUTION

I, the undersigned, hereby certify to Wells Fargo (the “Bank”) that I am the duly elected and qualified President of the Borger Independent School District Board of Trustees, an Independent School District (the “School District”) which is organized and existing under the laws of the state of Texas, and that the following is a true copy of a resolution of the School District and that this resolution is now in full force and effect:

RESOLVED, that the School District enter into an Agreement (the “Agreement”) with the Bank; that any person with any of the following titles; Superintendent of Schools, Assistant Superintendent/Business is authorized to (i) execute the Agreement on behalf of the School District , and (ii) request extensions of credit by the Bank to the School District pursuant to the Agreement.

IN WITNESS WHEREOF, I have subscribed my name and affixed the seal of the School District this 13th day of October, 2005.

President, Board of Trustees
Borger Independent School District

Secretary, Board of Trustees
Borger Independent School District

Clifton L. Stephens
Superintendent of Schools

Frank Henderson
Assistant Superintendent/Business

Signature (s) of person(s) authorized to execute the Agreement on School District behalf.

Date

Name(s), and Requested Credit Limit for each person who is authorized to borrow on behalf of the organization

NAME	Credit Limit
Frank Henderson	\$100,000.00
Clifton Stephens	\$100,000.00

Board Officers
Mary Henderson
Chairman

Les Deaton
Vice Chairman

Pat Fisher
Secretary

HUTCHINSON COUNTY APPRAISAL DISTRICT
P.O. Box 5065
Borger, Texas 79008-5065
806-274-2294
806-273-3400(Fax)

Board Members
Robert Bradley
Clarence McDaniel

Chief Appraiser
Bill R. Swink
RPA/RTA

September 20, 2005

Clifton Stephens, Superintendent
Borger ISD
P.O. Box 1177
Borger, TX 79008-1177

Dear Clifton,

In compliance with Section 6.03 of the Property Tax Code relative to the nomination of Hutchinson County Appraisal District Board of Directors, the voting strength of each taxing entity in Hutchinson County is computed on the attached sheet.


According to the code, your nominations by resolution should be submitted to the Chief Appraiser by October 17, 2005.

The Property Tax Code provides: Each taxing entity may nominate one candidate for each position to be filled. Thus, the unit may nominate one to five candidates, provided the Board of Directors consists of five members. Nominations must be made in an open meeting. The presiding officer of the unit submits the name and address of the nominees by written resolution to the Chief Appraiser by October 17, 2005.

The Chief Appraiser has neither the authority nor duty of investigating or judging the qualifications of the nominees.

Any questions should be directed to the Chief Appraiser at 274-2294.

Sincerely,


Bill R. Swink
Chief Appraiser
RPA/RTA

SUMMARY: TASKS FOR VOTING UNITS IN THE SELECTION PROCESS

The governing bodies of the voting units have certain responsibilities in selecting directors. The governing body of each voting unit must do the following:

1. File a resolution with the Chief Appraiser by October 1, 2005 if the unit wishes to change the selection process.
2. Receive the unit's votes from the Chief Appraiser by October 1, 2005. Nominate no more than one candidate for each position on the Board of Directors. Submit the names and addresses of the nominees to the Chief Appraiser by October 17, 2005.
3. The Chief Appraiser prepares and delivers the ballot to each taxing entity before October 30, 2005.
4. Entities cast votes for any of the candidates on the ballot. Send by resolution to the Chief Appraiser by November 15, 2005.
5. The Chief Appraiser notifies all entities and candidates of the newly elected Board Members by December 1, 2005.

Current Board Members Hutchinson County Appraisal District

Robert Bradley
Leslie Deaton
Pat Fisher
Mary Henderson
Clarence McDaniel

HUTCHINSON COUNTY APPRAISAL DISTRICT
VOTES ALLOCATED TO EACH TAXING ENTITY FOR 2005-2006

BOARD OF DIRECTORS

<u>ENTITY</u>	<u>2004 LEVY</u>	<u>PERCENT</u>	<u>NUMBER OF VOTES</u>
BORGER CITY	\$ 1,727,260	5.79%	290
FRITCH CITY	\$ 274,461	0.92%	46
SANFORD CITY	\$ 5,758	0.02%	1
STINNETT CITY	\$ 161,575	0.54%	27
BORGER ISD	\$ 6,134,989	20.58%	1,029
PSP CONS. ISD	\$ 12,663,695	42.48%	2,124
SANFORD ISD	\$ 1,948,550	6.54%	327
SPRING CREEK ISD	\$ 316,346	1.06%	53
HUTCHINSON COUNTY	<u>\$ 6,581,676</u>	<u>22.08%</u>	<u>1,104</u>
	\$ 29,814,310	100.00%	5,000

Borger Independent School District



Clifton L. Stephens, Superintendent

200 East Ninth , Borger, TX 79007

806 273-6481 Fax 806 273-1066

STATE of TEXAS

COUNTY OF HUTCHINSON

RESOLUTION

WHEREAS, the 66th legislature now adjourned did enact Senate Bill 621 which provides for a Board of Directors for each tax appraisal district, and

WHEREAS, Senate Bill 621 further provide that each taxing entity with the county may place in nomination five (5) candidates for two-year terms on this board, and

WHEREAS, a further requirement is that the name of the nominees will be delivered to the Chief Appraiser by October 17, 2005.

NOW THEREFORE, BE IT RESOLVED AND ORDAINED that the Borger Independent School District places the following name(s) in nomination to be elected to a two-year term on the Board of Directors of the Tax Appraisal District of Hutchinson County, State of Texas.

RESOLVED AND ORDAINED THIS 13th day of October, 2005.

**BOARD OF TRUSTEES OF THE
BORGER INDEPENDENT SCHOOL DISTRICT**

BY: _____

PRESIDENT, BOARD OF TRUSTEES

ATTEST:

SECRETARY, BOARD OF TRUSTEES

Borger Independent School District



Clifton L. Stephens, Superintendent

200 East Ninth , Borger, TX 79007

806 273-6481 Fax 806 273-1066

RESOLUTION

Where as the Borger Independent School District Board of Trustees recognizes the need for facility improvements:

and

Where as the Board of Trustees desire for all students to be successful:

and

Where as the Borger I.S.D. Board of Trustees desires to be good stewards of school district funds:

Resolved, that Borger I.S.D. Board of Trustees adopts a, (i) Facilities Vision Statement, (ii) Facilities Mission Statement, and (iii) Facilities Goals.

IN WITNESS WHEREOF, I have subscribed my name this 13th day of October, 2005.

President, Board of Trustees

Attest:

Secretary, Board of Trustees

Date

Facilities

Vision Statement

The Borger ISD will strive to be a state of the art educational institution. It will have excellent school facilities with technology that will support the District's goals of developing exemplary students. The schools will be safe and secure for students to develop the knowledge and skills needed to become successful citizens. Quality, efficient school facilities will maintain our community heritage while offering programs that meet the needs of all students.

Facilities

Mission Statement:

The Borger ISD will develop a facilities master plan that will adequately upgrade and manage its school facilities for many years to come. The master plan will be a public process that will ensure that planning efforts will be community based, built on consensus, and meet our current and future educational needs.

Goals

- Review objectives for preparing facilities to serve current and future educational needs of the community.
- Provide a public forum for presentation and discussion of the particular facility needs of the district.
- Establish priorities for facility improvements.
- Determine the most appropriate funding sources for implementing improvement.

CONSIDERATION / ACTION

Appointment of District Wide Facilities Committee

FINANCIAL ANALYSIS OF THE BORGER I.S.D.
EMPLOYEE BENEFIT PROGRAM
AS OF SEPTEMBER 30, 2005

	1991-2000	2000-01	2001-2002	2002-2003	2003-04	2004-05	2005-06	TOTAL
REVENUES (Premiums Interest/Net Asset Gain)	1,353,724.42	\$47,208.89	\$17,118.42	\$87,973.15	\$94,001.10	\$135,403.38	\$11,890.64	\$1,747,320.00
EXPENSES: (Claims-Administration- re-insurance)	\$463,104.27	\$86,598.12	\$312,619.08	\$198,669.81	\$203,130.84	\$51,306.50	\$13,165.84	\$1,328,594.46
Refund Credit								
NET CASH POSITION	\$890,620.15	(39,389.23)	(295,500.66)	(110,696.66)	(109,129.74)	(84,096.88)	(1,275.20)	\$418,725.54
CLAIMS BY YEAR ACCIDENT OCCURRED								
Paid claims:	\$417,758	\$128,268	\$177,253	\$151,223	\$60,055	\$40,032	\$1897	\$976,486
Net estimate of ultimate loss (Re TASB)	\$63,241	\$30,425	\$45,999	\$116,265	\$42,132	\$99,216	\$9011	\$411,939
Paid \$ 976,486 Unpaid \$ 411,939 Total \$1,388,425								
Administration & Re-insurance \$ 1,615 Claims \$ 11,551 Expenses \$ 13,166	\$467.40	-0-	\$640.16	\$808.65	\$4159.52	\$3,578.71	\$1,896.94	\$11,551.38

67

**BORGER INDEPENDENT SCHOOL DISTRICT
CHILD NUTRITION DEPARTMENT
PROFIT & LOSS STATEMENT SEPTEMBER 30, 2005**

	HIGH	MIDDLE	CENTRAL	CROCKETT	GATEWAY	GRAND TOTAL
YEAR TO DATE CASH RECEIVED	\$ 6,592.72	\$ 43,450.88	\$ 10,049.85	\$ 14,233.46	\$ 15,618.67	\$ 89,945.58
REVENUE RECEIVABLE	\$ 2,675.44	\$ 18,035.16	\$ 14,420.64	\$ 14,121.11	\$ 12,671.70	\$ 61,924.05
YTD. LABOR EXPENSE	\$ 7,446.12	\$ 17,467.94	\$ 8,641.80	\$ 8,464.81	\$ 8,252.19	\$ 50,272.86
YTD. FOOD PURCHASE EXPENSE	\$ 6,624.60	\$ 27,853.97	\$ 9,338.94	\$ 11,167.61	\$ 11,691.70	\$ 66,676.82
YTD. MISC. EXPENSE	\$ 755.21	\$ 1,319.02	\$ 1,421.22	\$ 1,013.65	\$ 846.07	\$ 5,355.17
YTD.ACCURED WAGES	\$ 966.67	\$ 2,044.13	\$ 1,187.25	\$ 1,226.97	\$ 1,152.45	\$ 6,577.47
YTD. CAPITAL DISBURSEMENT						\$ -
YTD. PROFIT/LOSS	\$ (6,524.44)	\$ 12,800.98	\$ 3,881.28	\$ 6,481.53	\$ 6,347.96	\$ 22,987.31
INVENTORY AT CAMPUS' (MEMO ONLY)	\$ 3,689.91	\$ 6,177.16	\$ 2,150.53	\$ 3,040.20	\$ 2,506.53	\$ 17,564.33
COMMODITY WAREHOUSE (MEMO ONLY)	\$ 14,439.02					
TOTAL REVENUE	\$ 89,945.58					
TOTAL RECEIVABLES	\$ 61,924.05					
TOTAL EXPENSES	\$ 128,882.32					
OPERATING GAIN/<LOSS>	\$ 22,987.31					

CAFETERIA DEPT. CARRYOVER IN FUNDS FROM THE 2004-2005 SCHOOL YEAR

\$65,631.00

IN VIEW OF THIS, THE CAFETERIA DEPARTMENT, AS OF 09/30/05, WOULD HAVE AN ESTIMATED NET CASH POSITION OF:

\$88,618.31

BORGER I.S.D.
BANK BALANCES
As of September 30, 2005

GENERAL OPERATING	\$	429,440.56
WORKER'S COMP/BENEFITS		45,850.98
TRS CARE, HEALTH INSURANCE CLAIMS		3,180.96
CAFETERIA PLAN		44,457.58
TOTAL	\$	522,930.08

SECURITY PLEDGES

TYPE	PLEGGED AMOUNT	RECEIPT #	MATURITY DATE
U.S.TREASURY*	\$4,000,000.00	9128273E0	8/15/2007
FDIC INSURANCE	100,000.00		
D.D.A. – Time and Savings Accounts	100,000.00		
TOTAL	\$4,200,000.00		

TexSTAR INVESTMENT POOL

SEPTEMBER 31, 2005

GENERAL OPERATING ACCOUNT

Average Monthly Return: 3.55% (Rate Calculated Monthly)

INVESTMENT ACTIVITY

	AMOUNT
BEGINNING BALANCE	1,031,468.76
AMOUNT INVESTED	3,200,000.00
WITHDRAWALS	1,300,000.00
CURRENT BALANCE	\$2,931,468.76

INTEREST ACTIVITY

BEGINNING BALANCE	\$84,865.91
CURRENT INTEREST	3,870.62
CURRENT BALANCE	\$88,736.53
ACCOUNT BALANCE	\$3,020,205.29

SELF-FUNDED WORKERS COMPENSATION FUND

Average Monthly Return: 3.55% (Rate Calculated Monthly)

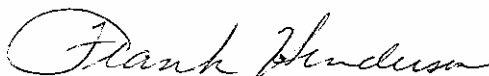
INVESTMENT ACTIVITY

	AMOUNT
BEGINNING BALANCE	\$383,450.35
AMOUNT INVESTED	0.00
WITHDRAWALS	0.00
CURRENT BALANCE	\$383,450.35

INTEREST ACTIVITY

BEGINNING BALANCE	\$9,392.72
CURRENT INTEREST	1,147.53
CURRENT BALANCE	\$10,540.25
ACCOUNT BALANCE	\$393,990.60

Asst. Superintendent/Business



BORGER ISD FINANCIAL STATEMENT - EXPENSES - SEPTEMBER 2005

	<u>BUDGET</u>	<u>YTD EXPENSES</u>	<u>BALANCE</u>	<u>% SPENT</u>
GENERAL OPERATING 199	16,580,383	1,052,091	15,393,418	7
DRUG FREE SCHOOLS 204	15,723	603	12,803	19
HEADSTART 205	61,402	4,387	57,015	7
TITLE 1 211	622,868	42,433	559,348	10
IDEAB TITLE VI-B 224	487,928	51,633	435,677	11
IDEAB TITLE VI-B 225	12,602	348	12,254	3
FOOD SERVICE 240	870,135	102,378	767,757	12
SUMMER FEEDING 242	0	0	0	0
TECH PREP GRANT 243	0	0	0	0
CAREER & TECHNOLOGY 244	29,682	922	26,553	11
TITLE II PART A TPTR 255	146,188	8,579	134,609	8
TITLE II PART D TECH 262	10,481	1,000	2,820	73
BILINGUAL 263	15,477	0	15,477	0
TITLE V PART A INNOVATIVE 269	5,375	400	975	82
MEDICAID ADMIN CLAIMING 281	12,000	0	12,000	0
TEACHER REIMB GRANT 287	20,000	0	20,000	0
LOCAL SHARES FUND 289	20,442	5,711	10,923	47
IDEA B SSA 313	1,149,221	0	1,149,221	0
IDEA B SSA PRESCHOOL 314	44,106	0	44,106	0
SHARS SSA FUND 379	96,000	1,098	93,952	2
OPTIONAL EXTENDED YR FUND 401	9,683	0	9,683	0
ACCL READING INIT 404	47,000	0	37,000	21
TECHNOLOGY FUND 411	396,861	18,724	377,164	5
HEALTH INS SUPPLEMENT 418	0	15,755	-15,755	0
AUTO LICENSE 429	0	0	0	0
STATE/LOCAL HAC SSA FUND 437	1,061,338	42,832	1,016,607	4
ACTIVITY FUND/ PRIN. CONTROL 461	86,100	3,340	82,388	4
SELF FUNDED INS 753	<u>0</u>	<u>9,912</u>	<u>-9,912</u>	<u>0</u>
	21,800,995	1,362,146	20,246,083	

BORGER INDEPENDENT SCHOOL DISTRICT
SUMMARY EXPENDITURE STATUS REPORT

10/04/05
ACCOUNTING PERIOD: 1/06
SELECTION CRITERIA: ORGN.FUND="1996"

FUND - 1996 - GENERAL OPERATING FUND

FUNCTION	TITLE	BUDGET	PERIOD EXPENDITURES	ENCUMBRANCES OUTSTANDING	YEAR TO DATE EXP	AVAILABLE BALANCE	YTD/ BUD
TOTAL	INSTRUCTION	9,495,685.00	428,483.18	63,721.20	428,483.18	9,003,480.62	5.18
TOTAL	MEDIA SERVICES	371,007.00	18,533.90	28,428.05	18,533.90	324,045.05	12.66
TOTAL	INSTRUCTIONAL ADMIN	244,940.00	24,509.05	21.55	24,509.05	220,409.40	10.01
TOTAL	INSTRUCTIONAL LEADERSHIP	18,000.00	345.49	.00	345.49	17,654.51	1.92
TOTAL	SCHOOL LEADERSHIP	751,767.00	70,399.86	771.63	70,399.86	680,595.51	9.47
TOTAL	GUIDANCE AND COUNSELING	311,965.00	27,508.20	1,809.07	27,508.20	282,647.73	9.40
TOTAL	ATTENDANCE COUNSELOR	12,597.00	1,084.13	.00	1,084.13	11,512.87	8.61
TOTAL	HEALTH SERVICES	196,003.00	18,874.58	243.30	18,874.58	176,885.12	9.75
TOTAL	PUPIl TRANSPORTATION	611,774.00	65,152.39	.00	65,152.39	546,621.61	10.65
TOTAL	COCURRICULAR/EXTRA CUR	827,641.00	84,125.78	35,207.55	84,125.78	708,307.67	14.42
TOTAL	GENERAL ADMINISTRATION	720,396.00	49,899.85	2,995.50	49,899.85	667,500.65	7.34
TOTAL	PLANT MAINT/OPERATIONS	1,925,714.00	191,634.09	1,676.60	191,634.09	1,732,403.31	10.04
TOTAL	BUILDING SECURITY	3,060.00	444.92	.00	444.92	2,615.08	14.54
TOTAL	DATA PROCESSING	51,500.00	5,066.10	.00	5,066.10	46,433.90	9.84
TOTAL	COMMUNITY SERVICES	5,642.00	.00	.00	.00	5,642.00	.00
TOTAL	DEBT SERVICE	94,386.00	.00	.00	.00	94,386.00	.00
TOTAL	FACILITY ACQUISITION/CONST	.00	.00	.00	.00	.00	.00
TOTAL	PAYMENTS TO SSA MEMBERS	938,306.00	66,030.00	.00	66,030.00	872,276.00	7.04
TOTAL	GENERAL OPERATING FUND	16,580,383.00	1,052,091.52	134,874.45	1,052,091.52	15,393,417.03	7.16
TOTAL REPORT		16,580,383.00	1,052,091.52	134,874.45	1,052,091.52	15,393,417.03	7.16

BORGER INDEPENDENT SCHOOL DISTRICT
 GENERAL OPERATING REVENUE

DATE: 10/04/05
 TIME: 12:44:59

SELECTION CRITERIA: rpt_head.rpt_id="BOARD1R"

LINE	DESCRIPTION	REVENUE BUDGET	RECEIVED	BALANCE	% RECEIVED
1	REVENUE FROM LOCAL SOURCES	6,584,087	100,825	6,483,262	2
2	REVENUE FROM STATE/INTERMEDIATE SOURCES	9,987,586	1,962,184	8,025,402	20
3	REVENUE FROM FEDERAL SOURCES	8,410	6,410	2,000	76
4	TRANSFERS	300	0	300	0
5	TOTALS	16,580,383	2,069,419	14,510,964	12

BORGER ISD FINANCIAL STATEMENT-REVENUES-SEPTEMBER 2005

	<u>BUDGET</u>	<u>YTD REVENUES</u>	<u>BALANCE</u>	<u>% RECEIVED</u>
GENERAL OPERATING 199	16,580,383	2,063,009	14,517,374	12
DRUG FREE SCHOOLS 204	15,723	0	15,723	0
HEADSTART 205	61,402	0	61,402	0
TITLE 1 211	622,868	2,540	620,328	1
IDEAB TITLE VI-B 224	487,928	187	487,741	1
IDEAB TITLE VI-B 225	12,602	0	12,602	0
FOOD SERVICE 240	870,135	104,804	765,331	12
SUMMER FEEDING 242	0	0	0	0
TECH PREP GRANT 243	0	0	0	0
CAREER & TECHNOLOGY 244	29,682	946	28,736	3
TITLE II PART A TPTR 255	146,188	388	145,800	1
TITLE II PART D TECH 262	10,481	0	10,481	0
BILINGUAL 263	15,477	0	15,477	0
TITLE V P/ 269	5,375	0	5,375	0
MEDICAID ADMIN CLAIMING 281	12,000	0	12,000	0
TEACHER REIMB GRANT 287	20,000	0	20,000	0
LOCAL SHARES FUND 289	20,442	0	20,442	0
IDEA B SSA 313	1,149,221	117,762	1,031,459	10
IDEA B SSA PRESCHOOL 314	44,106	3,014	41,092	7
SHARS SSA FUND 379	96,000	6,459	89,541	7
LEP RIDER 21 FUND 390	0	0	0	0
OPTIONAL EXTENDED YR FUND 401	9,683	0	9,683	0
ACCL READING INIT 404	47,000	0	47,000	0
TECHNOLOGY FUND 411	396,861	659	396,202	1
HEALTH INS SUPPLEMENT 418	0	0	0	0
AUTO LICENSE 429	0	0	0	0
STATE/LOCAL HAC SSA FUND 437	1,061,338	3,876	1,057,462	1
ACTIVITY FUND/ PRIN. CONTROL 461	86,100	524	85,576	1
SELF FUNDED INS 753	<u>0</u>	<u>11,891</u>	<u>-11,891</u>	<u>0</u>

HISTORY SUMMARY BY JURISDICTION - ALL YEARS

FROM 9/1/2005 TO 9/30/2005

30 - BORGER ISD

Year	Beg Balance	Adjustment	Base Tax	Discounts	P/I	Att'y Fee	Other Payment	Total Paid	Total Due
1950	\$13.21	\$0.00	\$0.00	\$0.00	\$0.00	\$0.00	\$0.00	\$0.00	\$13.21
1951	\$13.21	\$0.00	\$0.00	\$0.00	\$0.00	\$0.00	\$0.00	\$0.00	\$13.21
1952	\$28.34	\$0.00	\$0.00	\$0.00	\$0.00	\$0.00	\$0.00	\$0.00	\$28.34
1953	\$33.94	\$0.00	\$0.00	\$0.00	\$0.00	\$0.00	\$0.00	\$0.00	\$33.94
1954	\$46.54	\$0.00	\$0.00	\$0.00	\$0.00	\$0.00	\$0.00	\$0.00	\$46.54
1955	\$60.05	\$0.00	\$0.00	\$0.00	\$0.00	\$0.00	\$0.00	\$0.00	\$60.05
1956	\$87.09	\$0.00	\$0.00	\$0.00	\$0.00	\$0.00	\$0.00	\$0.00	\$87.09
1957	\$103.16	\$0.00	\$0.00	\$0.00	\$0.00	\$0.00	\$0.00	\$0.00	\$103.16
1958	\$138.67	\$0.00	\$0.00	\$0.00	\$0.00	\$0.00	\$0.00	\$0.00	\$138.67
1959	\$127.18	\$0.00	\$0.00	\$0.00	\$0.00	\$0.00	\$0.00	\$0.00	\$127.18
1960	\$159.41	\$0.00	\$0.00	\$0.00	\$0.00	\$0.00	\$0.00	\$0.00	\$159.41
1961	\$186.04	\$0.00	\$0.00	\$0.00	\$0.00	\$0.00	\$0.00	\$0.00	\$186.04
1962	\$229.28	\$0.00	\$0.00	\$0.00	\$0.00	\$0.00	\$0.00	\$0.00	\$229.28
1963	\$242.15	\$0.00	\$0.00	\$0.00	\$0.00	\$0.00	\$0.00	\$0.00	\$242.15
1964	\$251.55	\$0.00	\$0.00	\$0.00	\$0.00	\$0.00	\$0.00	\$0.00	\$251.55
1965	\$246.93	\$0.00	\$0.00	\$0.00	\$0.00	\$0.00	\$0.00	\$0.00	\$246.93
1966	\$272.21	\$0.00	\$0.00	\$0.00	\$0.00	\$0.00	\$0.00	\$0.00	\$272.21
1967	\$187.29	\$0.00	\$0.00	\$0.00	\$0.00	\$0.00	\$0.00	\$0.00	\$187.29
1968	\$193.23	\$0.00	\$0.00	\$0.00	\$0.00	\$0.00	\$0.00	\$0.00	\$193.23
1969	\$180.78	\$0.00	\$0.00	\$0.00	\$0.00	\$0.00	\$0.00	\$0.00	\$180.78
1970	\$198.01	\$0.00	\$0.00	\$0.00	\$0.00	\$0.00	\$0.00	\$0.00	\$198.01
1971	\$272.50	\$0.00	\$0.00	\$0.00	\$0.00	\$0.00	\$0.00	\$0.00	\$272.50
1972	\$267.97	\$0.00	\$0.00	\$0.00	\$0.00	\$0.00	\$0.00	\$0.00	\$267.97
1973	\$193.96	\$0.00	\$0.00	\$0.00	\$0.00	\$0.00	\$0.00	\$0.00	\$193.96
1974	\$227.58	\$0.00	\$0.00	\$0.00	\$0.00	\$0.00	\$0.00	\$0.00	\$227.58
1975	\$778.19	\$0.00	\$0.00	\$0.00	\$0.00	\$0.00	\$0.00	\$0.00	\$778.19
1976	\$420.66	\$0.00	\$0.00	\$0.00	\$0.00	\$0.00	\$0.00	\$0.00	\$420.66
1977	\$616.91	\$0.00	\$0.00	\$0.00	\$0.00	\$0.00	\$0.00	\$0.00	\$616.91
1978	\$686.93	\$0.00	\$0.00	\$0.00	\$0.00	\$0.00	\$0.00	\$0.00	\$686.93
1979	\$592.42	\$0.00	\$0.00	\$0.00	\$0.00	\$0.00	\$0.00	\$0.00	\$592.42
1980	\$1,030.40	\$0.00	\$0.00	\$0.00	\$0.00	\$0.00	\$0.00	\$0.00	\$1,030.40
1981	\$1,773.10	\$0.00	\$0.00	\$0.00	\$0.00	\$0.00	\$0.00	\$0.00	\$1,773.10
1982	\$6,911.00	\$0.00	\$0.00	\$0.00	\$0.00	\$0.00	\$0.00	\$0.00	\$6,911.00
1983	\$9,780.17	\$0.00	\$0.00	\$0.00	\$0.00	\$0.00	\$0.00	\$0.00	\$9,780.17
1984	\$18,496.49	\$0.00	\$0.00	\$0.00	\$0.00	\$0.00	\$0.00	\$0.00	\$18,496.49
1985	\$35,825.29	\$(316.64)	\$0.00	\$0.00	\$0.00	\$0.00	\$0.00	\$0.00	\$35,508.65
1986	\$19,226.89	\$(204.33)	\$0.00	\$0.00	\$0.00	\$0.00	\$0.00	\$0.00	\$19,022.56
1987	\$16,256.33	\$(246.03)	\$0.00	\$0.00	\$0.00	\$0.00	\$0.00	\$0.00	\$16,010.30
1988	\$15,263.52	\$(222.96)	\$0.00	\$0.00	\$0.00	\$0.00	\$0.00	\$0.00	\$15,040.56
1989	\$16,859.92	\$(215.46)	\$0.00	\$0.00	\$0.00	\$0.00	\$0.00	\$0.00	\$16,644.46
1990	\$18,064.20	\$0.00	\$0.00	\$0.00	\$0.00	\$0.00	\$0.00	\$0.00	\$18,064.20
1991	\$7,906.56	\$0.00	\$0.00	\$0.00	\$0.00	\$0.00	\$0.00	\$0.00	\$7,906.56

HISTORY SUMMARY BY JURISDICTION - ALL YEARS

		FROM 9/1/2005	TO 9/30/2005						
1992	\$5,967.25	\$0.00	\$0.00	\$0.00	\$0.00	\$0.00	\$0.00	\$0.00	\$5,967.25
1993	\$26,551.54	\$0.00	\$0.00	\$0.00	\$0.00	\$0.00	\$0.00	\$0.00	\$26,551.54
1994	\$16,160.24	\$(221.90)	\$67.61	\$0.00	\$94.01	\$24.25	\$0.00	\$185.87	\$15,870.73
1995	\$23,388.16	\$(226.66)	\$81.65	\$0.00	\$104.51	\$27.92	\$0.00	\$214.08	\$23,079.85
1996	\$23,931.35	\$(213.36)	\$0.00	\$0.00	\$0.00	\$0.00	\$0.00	\$0.00	\$23,717.99
1997	\$19,152.40	\$(213.36)	\$61.76	\$0.00	\$63.62	\$18.81	\$0.00	\$144.19	\$18,877.28
1998	\$20,809.91	\$(163.67)	\$0.00	\$0.00	\$0.00	\$0.00	\$0.00	\$0.00	\$20,646.24
1999	\$26,617.88	\$(113.45)	\$388.47	\$0.00	\$306.88	\$104.28	\$0.00	\$799.63	\$26,115.96
2000	\$35,875.26	\$(117.25)	\$177.96	\$0.00	\$121.01	\$44.84	\$0.00	\$343.81	\$35,580.05
2001	\$68,979.04	\$(65.54)	\$496.90	\$0.00	\$278.16	\$116.25	\$0.00	\$891.31	\$68,416.60
2002	\$57,514.43	\$0.00	\$525.63	\$0.00	\$231.17	\$151.32	\$0.00	\$908.12	\$56,988.80
2003	\$81,287.46	\$0.00	\$1,605.04	\$0.00	\$507.49	\$422.49	\$0.00	\$2,535.02	\$79,682.42
2004	\$185,953.31	\$(300.00)	\$14,767.47	\$0.00	\$2,867.33	\$3,452.57	\$0.00	\$21,087.37	\$170,885.84
TOTALS	\$766,637.49	\$(2,840.61)	\$18,172.49	\$0.00	\$4,574.18	\$4,362.73	\$0.00	\$27,109.40	\$745,624.39
CURRENTS	\$185,953.31	\$(300.00)	\$14,767.47	\$0.00	\$2,867.33	\$3,452.57	\$0.00	\$21,087.37	\$170,885.84
DELINQUENTS	\$580,684.18	\$(2,540.61)	\$3,405.02	\$0.00	\$1,706.85	\$910.16	\$0.00	\$6,022.03	\$574,738.55

DEL TAX PLUS P&I

\$5,111.87

TOTAL TRANSFERRED LESS ATIN FEE:

\$22,746.67

MONTHLY CERTIFY REPORT - ALL YEARS

10/3/2005 1:11:06PM

FROM 9/1/2005 TO 9/30/2005

BORGER ISD

Collected

Yearly Beg Bal	Beg Bal	Total Due	Collected					Total Paid	% Collected	
			Base Tax	Discount	Penalty	Attmry Fee	Other Payment			
1950	13.21	13.21	13.21	0.00	0.00	0.00	0.00	0.00	0.00	0.00%
1951	13.21	13.21	13.21	0.00	0.00	0.00	0.00	0.00	0.00	0.00%
1952	28.34	28.34	28.34	0.00	0.00	0.00	0.00	0.00	0.00	0.00%
1953	33.94	33.94	33.94	0.00	0.00	0.00	0.00	0.00	0.00	0.00%
1954	46.54	46.54	46.54	0.00	0.00	0.00	0.00	0.00	0.00	0.00%
1955	60.05	60.05	60.05	0.00	0.00	0.00	0.00	0.00	0.00	0.00%
1956	87.09	87.09	87.09	0.00	0.00	0.00	0.00	0.00	0.00	0.00%
1957	103.16	103.16	103.16	0.00	0.00	0.00	0.00	0.00	0.00	0.00%
1958	138.67	138.67	138.67	0.00	0.00	0.00	0.00	0.00	0.00	0.00%
1959	127.18	127.18	127.18	0.00	0.00	0.00	0.00	0.00	0.00	0.00%
1960	159.41	159.41	159.41	0.00	0.00	0.00	0.00	0.00	0.00	0.00%
1961	186.04	186.04	186.04	0.00	0.00	0.00	0.00	0.00	0.00	5.06%
1962	241.49	229.28	229.28	0.00	0.00	0.00	0.00	0.00	0.00	4.80%
1963	254.36	242.15	242.15	0.00	0.00	0.00	0.00	0.00	0.00	4.63%
1964	263.76	251.55	251.55	0.00	0.00	0.00	0.00	0.00	0.00	1.77%
1965	251.39	246.93	246.93	0.00	0.00	0.00	0.00	0.00	0.00	1.77%
1966	277.12	272.21	272.21	0.00	0.00	0.00	0.00	0.00	0.00	3.21%
1967	193.51	187.29	187.29	0.00	0.00	0.00	0.00	0.00	0.00	2.63%
1968	198.44	193.23	193.23	0.00	0.00	0.00	0.00	0.00	0.00	2.80%
1969	185.99	180.78	180.78	0.00	0.00	0.00	0.00	0.00	0.00	2.39%
1970	202.85	198.01	198.01	0.00	0.00	0.00	0.00	0.00	0.00	1.31%
1971	276.13	272.50	272.50	0.00	0.00	0.00	0.00	0.00	0.00	1.31%
1972	271.53	267.97	267.97	0.00	0.00	0.00	0.00	0.00	0.00	1.80%
1973	197.52	193.96	193.96	0.00	0.00	0.00	0.00	0.00	0.00	1.54%
1974	231.14	227.58	227.58	0.00	0.00	0.00	0.00	0.00	0.00	0.49%
1975	781.99	778.19	778.19	0.00	0.00	0.00	0.00	0.00	0.00	0.89%
1976	424.43	420.66	420.66	0.00	0.00	0.00	0.00	0.00	0.00	1.40%
1977	625.70	616.91	616.91	0.00	0.00	0.00	0.00	0.00	0.00	1.23%
1978	695.46	686.93	686.93	0.00	0.00	0.00	0.00	0.00	0.00	2.88%
1979	610.01	592.42	592.42	0.00	0.00	0.00	0.00	0.00	0.00	3.54%
1980	1,068.23	1,030.40	1,030.40	0.00	0.00	0.00	0.00	0.00	0.00	3.72%
1981	1,841.57	1,773.10	1,773.10	0.00	0.00	0.00	0.00	0.00	0.00	0.77%
1982	6,964.87	6,911.00	6,911.00	0.00	0.00	0.00	0.00	0.00	0.00	0.49%
1983	9,828.52	9,780.17	9,780.17	0.00	0.00	0.00	0.00	0.00	0.00	28.95%
1984	26,033.73	18,496.49	18,496.49	0.00	0.00	0.00	0.00	0.00	0.00	0.94%
1985	35,845.67	35,825.29	35,508.65	0.00	0.00	0.00	0.00	0.00	0.00	1.51%
1986	19,313.91	19,226.89	19,022.56	0.00	0.00	0.00	0.00	0.00	0.00	1.80%
1987	16,304.47	16,256.33	16,010.30	0.00	0.00	0.00	0.00	0.00	0.00	1.78%
1988	15,312.48	15,263.52	15,040.56	0.00	0.00	0.00	0.00	0.00	0.00	2.31%
1989	17,038.37	16,859.92	16,644.46	0.00	0.00	0.00	0.00	0.00	0.00	0.86%
1990	18,220.82	18,064.20	18,064.20	0.00	0.00	0.00	0.00	0.00	0.00	1.43%
1991	8,021.06	7,906.56	7,906.56	0.00	0.00	0.00	0.00	0.00	0.00	1.06%
1992	6,031.47	5,967.25	5,967.25	0.00	0.00	0.00	0.00	0.00	0.00	0.94%
1993	26,804.31	26,551.54	26,551.54	0.00	0.00	0.00	0.00	0.00	0.00	5.74%
1994	16,837.32	16,160.24	15,870.73	67.61	0.00	94.01	24.25	0.00	185.87	3.67%
1995	23,959.89	23,388.16	23,079.85	81.65	0.00	104.51	27.92	0.00	214.08	7.85%
1996	25,739.31	23,931.35	23,717.99	0.00	0.00	0.00	0.00	0.00	0.00	7.58%
1997	20,403.42	19,152.40	18,877.28	61.76	0.00	63.62	18.81	0.00	144.19	6.75%
1998	22,140.79	20,809.91	20,646.24	0.00	0.00	0.00	0.00	0.00	0.00	15.15%
1999	30,779.99	26,617.88	26,115.96	388.47	0.00	306.88	104.28	0.00	799.63	26.58%
2000	48,463.58	35,875.26	35,580.05	177.96	0.00	121.01	44.84	0.00	343.81	25.83%
2001	92,247.93	68,979.04	68,416.60	496.90	0.00	278.16	116.25	0.00	891.31	40.23%
2002	95,342.75	57,514.43	56,988.80	525.63	0.00	231.17	151.32	0.00	908.12	

2003	165,585.20	81,287.46	79,682.42	1,605.04	0.00	507.49	422.49	0.00	2,535.02	51.88%
2004	124,989.07	185,953.31	170,885.84	14,767.47	0.00	2,867.33	3,452.57	0.00	21,087.37	97.21%
TOTAL:	6,892,298.39	766,637.49	745,624.39	18,172.49	0.00	4,574.18	4,362.73	0.00	27,109.40	89.18%
DELINQUENT TOTAL DUE:			\$574,738.55	\$3,405.02	\$0.00	\$1,706.85	\$910.16	\$0.00	\$6,022.03	

Brian R. [Signature] Tax Collector for BORGES ISD certify that this is a true and correct report of all collections activities for this time period.

Collection Report
Month of September 2005

Year & Period	Adjusted 2004 Tax Levy (Sept)	Current Tax	Percent	Discount On Current	P&I On Current	Delinquent Tax - P&I	Total Transferred	Percent of
Frank Phillips College								
2004 Cuml. Monthly	1,081,453.51	1,029,137.34	96.96%		9,673.40	43,287.94	1,082,098.68	101.94%
2003 Cuml. Monthly	1,052,341.81	2,929.48	0.28%		571.84	1,055.77	4,557.10	0.43%
		1,016,949.25	96.64%		8,937.72	28,654.45	1,054,541.42	100.21%
		4,545.18	0.43%		852.53	2,548.96	7,946.67	0.76%
Borger I.S.D.								
2004 Cuml. Monthly	6,107,903.73	5,937,017.89	97.20%		47,089.71	207,192.87	6,191,240.47	101.36%
2004 cuml. Monthly	0.00	0.00	0.00%		0.00	137.85	137.85	0.00%
Borger I.S.D. Monthly	14,767.47	14,767.47	0.24%		2,867.33	5,111.87	22,746.67	0.37%
2003 Cuml. Monthly	6,026,194.66	0.00	0.00%		0.00	0.00	0.00	0.00%
	0.00	5,846,208.07	97.01%		43,823.84	145,504.33	6,035,536.24	100.16%
		18,968.80	0.31%		3,426.94	11,705.40	34,101.14	0.57%
Sanford I.S.D.								
2004 Cuml. Monthly	1,933,747.22	1,864,848.95	96.44%		19,880.83	73,790.69	1,958,520.47	101.28%
2004 Cuml. Monthly	0.00	0.00	0.00%		0.00	768.84	768.84	0.00%
Sanford I.S.D. Monthly	8,427.33	8,427.33	0.44%		1,558.31	5,350.46	15,336.10	0.79%
2003 Cuml. Monthly	1,910,478.60	0.00	0.00%		0.00	20.89	20.89	0.00%
		1,819,427.07	95.23%		16,387.57	77,189.93	1,913,014.57	100.13%
		6,118.35	0.32%		1,208.34	2,976.21	10,302.90	0.54%
Spring Creek I.S.D.								
2004 Cuml. Monthly	316,345.72	305,179.64	96.47%		5,346.39	23,739.16	334,265.19	105.66%
2004 Cuml. Monthly	0.00	0.00	0.00%		0.00	46.61	46.61	0.00%
Spring Creek I.S.D. Monthly	590.50	590.50	0.19%		113.36	518.28	1,222.14	0.39%
2003 Cuml. Monthly	368,284.68	0.00	0.00%		0.00	0.00	0.00	0.00%
		346,841.40	94.18%		5,030.63	8,242.46	360,114.49	97.78%
		4,1805.56	1.30%		960.97	284.56	6,051.09	1.64%
City of Borger								
2004 Cuml. Monthly	1,724,719.60	1,651,925.86	95.78%	(30,037.23)	20,376.53	74,069.19	1,716,334.35	99.51%
2003 Cuml. Monthly	1,675,376.32	6,768.84	0.39%	0.00	1,329.26	2,227.65	10,355.75	0.60%
		1,604,238.66	95.75%	(29,121.34)	17,654.08	49,667.02	1,642,438.42	98.03%
		7,501.24	0.45%	0.00	1,468.95	5,142.86	14,113.05	0.84%
City of Fritch								
2004 Cuml. Monthly	273,452.33	262,759.85	96.09%		3,022.85	10,880.56	276,663.26	101.17%
2003 Cuml. Monthly	271,632.58	1,091.52	0.40%		215.96	144.90	1,452.38	0.53%
		268,481.31	95.15%		2,947.40	15,996.64	277,405.35	102.13%
		842.18	0.31%		168.06	101.97	1,112.21	0.41%
Hospital District								
2004 Cuml. Monthly	1,516,403.64	1,484,413.27	97.89%		7,945.21	37,416.56	1,529,775.04	100.88%
2003 Cuml. Monthly	1,466,436.91	2,575.48	0.17%		498.28	1,140.22	4,213.98	0.28%
		1,433,554.56	97.76%		7,459.72	28,548.54	1,469,563.61	100.21%
		3,855.92	0.28%		737.69	2,450.87	7,044.48	0.48%
Totals								
2004 Cuml. Monthly	12,934,025.65	12,535,282.80	96.92%	(30,037.23)	113,334.92	471,270.27	13,089,850.76	101.20%
2003 Cuml. Monthly	12,770,747.76	37,180.63	0.29%	0.00	7,164.34	15,570.04	59,905.01	0.46%
		12,325,680.31	96.51%	(29,121.34)	102,240.96	353,814.37	12,752,614.30	99.86%
		46,637.23	0.37%	0.00	8,823.48	25,210.83	80,671.54	0.63%