


Borger Independent School District



Regular Meeting
Monday, August 29, 2005 7:15 PM

**BORGER INDEPENDENT SCHOOL DISTRICT
BOARD OF EDUCATION
AGENDA FOR Regular MEETING**

Monday, August 29, 2005

**Public Meeting - 7:00 PM Regular meeting will
convene immediately after Public Meeting is dismissed**

**MEETING--7:15 PM
Board Conference Room, 200 East Ninth, Borger, Texas**

PUBLIC MEETING

Discuss the 2005-2006 School Year Budget and Tax Rate

The subjects to be discussed or considered, or upon which any formal action may be taken, are as follows: *(Items do not have to be taken in the same order as shown on this meeting notice.)*

1. Roll Call
2. Open Forum
3. Superintendent's Report
 - A. Survey Information - Ray Turco
 - B. BISD Enrollment 4
 - C. Review Budget
 - D. Borger I.S.D. 2005-2006 Substitute Teacher List 5
4. Consideration / Action
 - A. Consent Agenda
 1. Minutes of July 6, 2005 Special Meeting 7
 2. Minutes of July 7, 2005 Regular Meeting 8
 3. Resolution regarding Extracurricular Status of 4-H 12
 4. Donations
 - a. Borger Volleyball Booster Club - \$533.93 14
 5. July 2005 Payroll 15
 6. July 2005 Disbursements 16
 - B. Consideration of 2005-2006 Appraisal Calendar 20
 - C. Approve 2004-2005 Final Amended Budget 21
 - D. Approve Certify Taxable Values 25
 - E. Consideration of Proposed 2005-2006 BISD Budget 27
 - F. Consideration of Ordinance Setting Tax Rate of 2005 36
 - G. Consideration of Borger ISD Proposed Salary Schedule for 2005-2006 School Year 37
 - H. Consideration of Borger I.S.D. Proposed Salary Increase for 2005-2006 School Year 38
 - I. Personnel 39
5. Financial Reports 40

6. Taxes

46

7. Adjourn

If, during the course of the meeting, any discussion of any item on the agenda should be held in a closed meeting, the Board will conduct a closed meeting in accordance with the Texas Open Meetings Act, Texas Government Code, Chapter 551, Subchapters D and E.

Before any closed meeting is convened, the presiding officer will publicly identify the section of sections of the Act authorizing the closed meeting. All final votes, actions, or decisions will be taken in open meeting.

HIGH SCHOOL 1ST WEEK ENROLLMENT COMPARED TO 2004

	8/17/04	5/27/05	8/22/05	TOTAL	8/22/05	8/23/05	8/24/05	8/25/05	8/26/05	8/27/05
			FIRST DAY	DIFFERENCE						
			BEG.04&05							
9th grade	214	220	246	32	246	248	250	253	253	
10th grade	208	216	206	-2	206	209	211	213	213	
11th grade	175	152	197	22	197	201	200	201	201	
12th grade	175	165	162	-13	162	164	165	167	165	
TOTAL H.S.	772	753	811	39	811	822	826	834	832	0
CHAMPS	16	13	15	-1	15	15	15	15	15	
TL. H.S.+CHAMPS	788	766	826	38	826	837	841	849	847	0

MIDDLE SCHOOL 1ST WEEK ENROLLMENT COMPARED TO 2004

	8/17/04	5/26/05	8/22/05	TOTAL	8/22/05	8/23/05	8/24/05	8/25/05	8/26/05	8/29/05
			FIRST DAY	DIFFERENCE						
			BEG.04&05							
5th grade - MS	205	200	216	11	216	217	218	218	218	
6th grade - MS	198	201	207	9	207	208	209	209	209	
7th grade - MS	211	211	208	-3	208	210	210	210	212	
8th grade - MS	232	232	206	-26	206	206	208	208	208	
TOTAL M.S.	846	844	837	-9	837	841	845	845	847	0

Belton 1ST WEEK ENROLLMENT COMPARED TO 2004

	8/17/04	5/26/05	8/22/05	TOTAL	8/22/05	8/23/05	8/24/05	8/25/05	8/26/05
			FIRST DAY	DIFFERENCE					
			BEG.04&05						
PPCD	5	10		3	-2	3	3	3	3
HEADSTART	58	55	A.M./3yr	13	13	13	13	14	14
			A.M./4yr	17	17	17	17	17	17
			P.M./4yr	30	30	29	31	31	31
			Tot.	60	2	59	61	62	62
PRE-K	55	61	A.M.	53		53	55	55	55
			P.M.	38		38	40	40	40
			Tot.	91	36	91	95	95	96
Kindergarten	204	211		199	-5	199	201	202	200
TOTAL	322	337		353	31	352	360	362	361

CROCKETT 1ST WEEK ENROLLMENT COMPARED TO 2004

	8/17/04	5/26/05	8/22/05	TOTAL	8/22/05	8/23/05	8/24/05	8/25/05	8/26/05
			FIRST DAY	DIFFERENCE					
			BEG.04&05						
3rd grade	182	188	210	28	210	218	213	209	209
4th grade	185	198	182	-3	182	192	188	183	184
TOTAL	367	386	392	25	392	410	401	392	393

GATEWAY 1ST WEEK ENROLLMENT COMPARED TO 2004

	8/17/04	5/26/05	8/22/05	TOTAL	8/22/05	8/23/05	8/24/05	8/25/05	8/26/05
			FIRST DAY	DIFFERENCE					
			BEG./END YR.						
Special Ed.			1		1	1	1	1	1
1st grade - GA	217	216	212	-5	212	216	218	218	218
2nd grade - GA	191	195	201	10	201	201	201	201	201
TOTAL	408	411	414	6	414	418	420	420	420

	8/17/04	5/26/05	8/22/05	8/23/05	8/24/05	8/25/05	8/26/2005	8/29/05
Total Enrollment	2731	2744	2822	2866	2869	2867	2868	
8/17/2004			8/22/2005	8/23/2005	8/24/2005	8/25/2005	8/26/2005	
Belton (ee-kn)	322		353	360	362	361	361	
Gateway (1-2)	408		412	418	420	420	420	
Crockett (3-4)	367		392	410	401	392	393	
BMS (5-8)	846		837	841	845	845	847	
BHS (9-12)	772		811	822	826	834	832	
Champs	16		15	15	15	15	15	
Total	2731		2820	2866	2869	2867	2868	

	8/23/04 / 5th day of 2004	8/26/2005 (5th day of school)
Borger High School	792	H.S. 832
Champs	24	Champs 15
Borger Middle School	848	M.S. 847
Elem. Schools	1136	Belton 361
Total	2796	Gateway 420
		Crockett 393
		Total Elem. St. = 1174
		2868

Superintendent's Report

Information Only

SUBSTITUTE TEACHERS

Anaya, Krista
Badeen, Cyndi
Badeen, Taylor
Baker, Lori
Birch, Linda
Bishop, LaRonda
Blakely, Tamara
Bones, Jeff
Boyd, Heather
Boyte, Marta
Brooks, Christy
Brown, Valarie
Burcham, Will
Butcher, Dixie
Byrd, Stacey
Cagle, Julie
Cauthon, Trena
Celaya, Hilda
Coffman, Evelyn
Coffman, Meredith
Cole, Darya
Cook, Tamara
Denton, Donna
Denton, Melissa
Dills, Laura
Downs, Shawna
Dust, Judith
Estrada, Alicia
Garcia, Krystal
Dust, Judith
Grist, Kim
Guevara, Cori
Gunter, Johnny
Harrison, Melissa
Hayes, Kevin
Head, Chase
Hemphill, Nikki
Herbolsheimer, Amy
Heredia, Ana
Heredia, Brenda
Hernandez, Matt
Hickman, Heather

Hicks, Glenn
Hicks, Glen
Hodges, Natalie
Holland, Lori
Horn, Carolyn
Jennings, LaDonna
Joplin, Meagan
Justice, Deborah
Kaplan, Angela
Klaus, Kay
Kolze, Marcia
Kolpin, Julee
Lange, Sheila
Lawrence, Deborah
Limoges, Nick
Loftis, Lawanda
Love, Barbara
Martinez, Nita
Mauldin, Ila
Maxwell, Rebecca
McClellan, Selena
McCollum, Janice
McCollum, Roby
McKinney, Marlene
McMath, Chad
McMath, Dustin
McWilliams, Keith
Minyard, Jill
Moreno, Angela
Morgan, Alicia
Juveva Morton
Luis Morton
Moss, Cora
Moss, Kyle
Munoz, Angelica
Nash, Dierdra
Nash, Tina
Nelson, Michelle
Newman, Stephanie
Nowell, Charles
Oakley, Tracy
Orand, Jennifer

Pigg, Michael
Prock, Brandi
Propst, Jennifer
Raff, Lindsey
Rawlinson, Melissa
Reeves, Jamie
Riemer, Sherry
Riggle, Misty
Robbins, Esther
Roberts, Pamela
Robinson, Linda
Rodriquez, Rachel
Scott, Jr., Edwin
Sheets, Terrie
Shirley, Cheryl
Simdorn, Russell
Simmons, Claudia
Sission, Laura
Sloan, Brandy
Stegall, Alicia
Stone, Betty
Stroud, Melissa
Tarpley, Casie
Thomas, Sherman
Throckmorton, Shelley
Tucker, Tyler
Turner, Renda
Walker, Sharla
Watts, Carissa
Watts, Loeta
West, Lonnie
White, Brigette
Whitson, Amy
Winkle, Donna
Wysong, Destiny
Yerger, Audra
Zanardi, Debra

**MINUTES OF WORK SESSION
BOARD OF TRUSTEES
BORGER INDEPENDENT SCHOOL DISTRICT**

Wednesday, July 6, 2005

MEMBERS PRESENT: Mr. Gary Schneck, Mrs. Elaine Feese, Mr. Johnny Rusten, Mr. David Brandon, and Mrs. Charlotte Williams.

MEMBERS ABSENT: Mr. David Cano and Mr. Robert Bradley

OTHERS PRESENT: Superintendent Clifton Stephens, Assistant Superintendent Frank Henderson, Assistant Superintendent Linda Rotramel, and Director of Special Programs and Grants Bobbie Nichols

VISITORS: Ray Turco and Michelle Hinze.

CALL TO ORDER: Mr. Gary Schneck, President of the Board, called the meeting of the Borger Independent School District Board of Trustees to order at 12:06 p.m. at Borger I.S.D. Administrative Center. "Let the record show that a quorum of board members is present, that this meeting has been duly called, and that notice of this meeting has been posted in accordance with the Texas Open Meetings Act, Texas Government Code Chapter 551."

PURPOSE OF WORKSESSION: The meeting was called for the following purpose:
To attain information and review questions which will be on the Community Survey done by Turco and Associates.

1. Roll Call
2. Approve Agenda
3. Bond Survey Information – Ray Turco
4. Adjourn

APPROVED AGENDA: It was moved by Mrs. Feese seconded by Mr. Schneck, and carried unanimously to approve the agenda as presented.

BOND SURVEY INFORMATION The Board of Trustees, Mr. Stephens, Mr. Henderson, Mrs. Rotramel, and Mrs. Nichols examined the information given to them by Mr. Turco regarding information which would be on the community survey.

ADJOURNMENT: There being no further business, Mr. Rusten made a motion seconded by Mrs. Williams and carried unanimously to adjourn the meeting at 1:46 p.m.

**MINUTES OF REGULAR MEETING
BOARD OF TRUSTEES
BORGER INDEPENDENT SCHOOL DISTRICT**

July 7, 2005

MEMBERS PRESENT Mr. Gary Schneck, Mrs. Elaine Feese, Mr. Johnny Rusten, Mr. David Brandon, Mr. Robert Bradley, Mr. David Cano and Mrs. Charlotte Williams,

MEMBERS ABSENT NONE

OTHERS PRESENT Superintendent Clifton Stephens, Assistant Superintendent Frank Henderson, Director of Special Programs and Grants Bobbie Nichols, Environmental Director Timothy Sudbrink, Director of Technology Dewey DeLoe, Principals Bob Callaghan, Randy Hatfield, Rick Say, and Scott Carothers, other school personnel, BCTA and TSTA representatives, media representatives and one visitor.

CALL TO ORDER Mr. Schneck, President of the Board, called the meeting of the Borger Independent School District Board of Trustees to order at 7:03 p.m. in the Administrative Center Board Room. "Let the record show that a quorum of board members is present, that the meeting has been duly called, and that notice of this meeting has been posted in accordance with the Texas Open Meetings Act, Texas Government Code Chapter 551."

The Pledge of Allegiance was given.

President Schneck extended a cordial welcome to those present.

OPEN FORUM No one appeared for the Open Forum.

**SUPERINTENDENT'S
REPORT**

1. Mr. Stephens reviewed upcoming dates with the Board of Trustees and others present.

AUGUST

AUGUST 4 -THURSDAY, - POLICY REVIEW SEMINAR

AUGUST 12 – FRIDAY – SUPERINTENDENT’S BREAKFAST

AUGUST 15 – MONDAY – – DISTRICT BREAKFAST/OPENING CEREMONIES

AUGUST 18 – THURSDAY AFTERNOON – RENAMING CEREMONY – PAUL

BELTON EARLY CHILDHOOD CENTER

AUGUST 22 – MONDAY – FIRST DAY OF SCHOOL

SEPTEMBER

SEPTEMBER 13 – SCHOOL BOARD MEETING

SEPTEMBER 22-25 – BOARD CONFERENCE IN HOUSTON

2. Mr. Henderson, Assistant Superintendent, addressed the board regarding the 2004-2005 and the 2005-2006 budgets

3. Mr. Stephens updated the Board on recent Legislative news regarding the Special Legislative Session regarding Educational Funding.

**NEW BUSINESS FOR
CONSIDERATION /
ACTION**

Consent agenda

It was moved by Mrs. Feese seconded by Mr. Bradley and carried unanimously to approve the consent agenda, as recommended by the administration. The following items were approved.

1. Minutes of Regular Meeting, June 14, 2005
2. June 2005 Payroll – 1,245,882.57.
3. June 2005 Disbursements

PERSONNEL

Resignations

It was moved by Mr. Cano seconded by Mrs. Williams, and carried unanimously to approve the following resignations with regrets:

**Stephanie Brownback
Cari Earnhart
David Lantelme
Emily Lawrence Waters
Jackie Lawson**

Employment

It was moved by Mrs. Feese, seconded by Mr. Brandon, and carried unanimously to approve the following personnel:

Toni Battle	Spanish	BHS	Bachelor's
Christina Murrow	PE	BMS	Bachelor's
Melinda Sloan	S. Studies	BHS	Bachelor's
Amy Noyes	PE	BMS	Bachelor's
Ricko Aguirre	PE	BMS	Bachelor's
Shannon Baker	4th Grade	Crockett	Bachelor's
Anslee Swarb	4th Grade	Crockett	Bachelor's
Joshua Swarb	Science	BHS	Bachelor's

**2nd Reading /
Approval of TASB
Update 75**

Superintendent Stephens reviewed Policy Update 75 and recommended to the board to accept changes and approve Update 75. Mr. Cano made a motion, seconded by Mr. Bradley, and carried unanimously that the Board add, revise, or delete (Local) policies as recommended by TASB Policy Service and according to the Instruction Sheet for TASB Localized Policy Manual Update 75.

**APPROVAL OF
DISTRICT AUDITOR**

It was moved by Mrs. Williams, seconded by Mr. Brandon and carried unanimously to approve Charles Gary Murrow, P.L.L.C./Certified Public Accountants Firm to act as the district auditor for Borger I.S.D. for the school years 2005-2006, and 2006-2007.
(ATTACH COPY OF ENGAGEMENT LETTER IN MINUTE BOOK)

BIDS

TRANSPORTATION

Fuel Card
Original Equipment Parts
After Market Repair Part

It was moved by Mrs. Feese, seconded by Mrs. Williams and carried unanimously to accept the recommendation of the administration to award the following bids:

Fuel Card - Frontier Fuel
OEM Repair Parts – Country Chevrolet
Blue Star Bus Sales
After Market Repair Parts- Chalk’s Truck Parts – Item 6
School Bus Parts – Items 14, 16, & 19
(ATTACH COPY OF BIDS INTO MINUTE BOOK)

CHILD NUTRITION

Bakery Items
Dairy Products
Dish Machine Chemicals
And Service

It was moved by Mr. Rusten, seconded by Mr. Brandon and carried unanimously to accept the recommendation of the administration to award the following bids:

Bakery Items- Mrs. Baird’s Bakeries
Dairy Products – Plains Dairy
Dish Machine Chemicals and Service – Golden Light
Equipment Co.
(ATTACH COPY OF BIDS INTO MINUTE BOOK)

INSURANCE

Fleet Insurance

It was moved by Mr. Bradley, seconded by Mr. Cano and carried unanimously to accept the recommendation of the administration by awarding State Farm Insurance, Borger Texas in the amount of \$25,924.00 for Fleet Insurance for the school year 2005-2006.
(ATTACH COPY OF BIDS INTO MINUTE BOOK)

**FINANCIAL
REPORTS**

Each member of the Board received a copy of the financial statements submitted by the Finance Department. Mr. Henderson reviewed the financial statements.

Bank Balances

Copies of a report on school funds for the month that ended June 30, 2005 were submitted by the Finance Department. Bank balances were as follows:

**BORGER I.S.D.
BANK BALANCES
As of June 30, 2005**

GENERAL OPERATING	\$	68,528.26
WORKER'S COMP/BENEFITS		32,524.77
TRS CARE, HEALTH INSURANCE CLAIMS		1,306.83
CAFETERIA PLAN		25,569.49

TOTAL **\$ 127,929.35**

Tax Collections

A report on tax collections for the period ending June 30, 2005, was submitted by the Appraisal District
(ATTACH COPY OF REPORT INTO MINUTE BOOK)

ADJOURNMENT

There being no further business it was moved by Mr. Schneck seconded by Mrs. Williams and carried unanimously to adjourn the meeting at 8:17 p.m.

August 12, 2005

Clifton Stephens, Superintendent
Borger Independent School District
200 E. 9th
Borger, TX 79007

Dear Superintendent Stephens;

On behalf of the 4-H members of Hutchinson County, we would hereby respectfully request that the 4-H organization, by the attached resolution, be sanctioned as an extracurricular activity. The enclosed RESOLUTION should be presented for consideration at the next scheduled meeting of the Board of Trustees of the Borger Independent School District. We further request that questions regarding this RESOLUTION be directed to us in a timely manner so that we may prepare and present an appropriate response so as not to delay action on this request.

Finally, we request that a signed copy of the RESOLUTION along with a copy of the minutes of the Board meeting be forwarded to us for our files.

Thank you and members of your Board of Trustees for your consideration of this request.

Sincerely,



Sandra Duke
County Extension Agent-FCS
4-H Coordinator
Hutchinson County



Tom Benton
County Extension Agent-Agriculture
County Coordinator
Hutchinson County

Enclosure: RESOLUTION (Regarding EXTRACURRICULAR STATUS OF 4-H ORGANIZATION)

SD/TB/ps

RESOLUTION
regarding
EXTRACURRICULAR STATUS OF 4-H ORGANIZATION


Be it hereby resolved that upon this date the duly elected Board of Trustees of the Borger Independent School District meeting in public with a quorum present and certified did adopt this resolution that recognizes the Hutchinson County Texas 4-H Organization as approved for recognition and eligible for extracurricular status consideration under 19 Texas Administrative Code, Chapter 76.1, pertaining to extracurricular activities. Participation by 4-H members under provisions of this resolution are subject to all rules and regulations set forth under the 19 Texas Administrative Code as interpreted by this Board and designated officials of this school district whose rulings shall be final.

Approved this _____ day of _____, 20_____.

Board of Trustees

Superintendent

BORGER BULLDOGS



BORGER INDEPENDENT SCHOOL DISTRICT
Department of Athletics
600 West First
Borger, Texas 79007

Athletic Office
Phone (806) 273-1033
Fax (806) 273-1033

- *BASEBALL
- *BASKETBALL
- *CROSS COUNTRY
- *FOOTBALL
- *GOLF
- *POWER LIFTING
- *SOCCER
- *SOFTBALL
- *TENNIS
- *TRACK
- *VOLLEYBALL
- *WRESTLING

August 17, 2005

Mr. Clifton L. Stephens, Superintendent
Borger ISD Board of Trustees
P. O. Box 1177
Borger, Texas 79008

Dear Mr. Stephens and Trustees:

I recommend we accept a gift of \$533.93 from the Borger Volleyball Booster Club. This money will be used to purchase equipment the Volleyball program.

Sincerely,

CRAIG SHORES
Athletic Director

CS/gb

Borger Independent School District

JULY 31, 2005

Borger ISD Payroll	\$ 1,287,091.51
--------------------	-----------------

BORGER ISD CHECK REGISTER
JULY 31, 2005

CHECK #	DATE	VENDOR	AMOUNT
17907	07/07/05	BEST ACCESS SYSTEMS	\$ 177.14
17908	07/07/05	MICHAEL JOSEPH BOS	\$ 25.00
17909	07/07/05	BRYERS PAVING	\$ 15,110.00
17910	07/07/05	BUCKS SPORTING GOODS	\$ 473.75
17911	07/07/05	CASSIE CAGLE	\$ 25.00
17912	07/07/05	CITY OF BORGER	\$ 4,365.16
17913	07/07/05	COCA-COLA BOTTLING CO	\$ 14.00
17914	07/07/05	CARSON J COOK	\$ 25.00
17915	07/07/05	COUNTRY CHEVROLET INC	\$ 359.15
17916	07/07/05	SCOTT CROUSE	\$ 265.00
17917	07/07/05	CROWN SUPPLY	\$ 64.50
17918	07/07/05	DOBSON CELLULAR SYS	\$ 26.52
17919	07/07/05	DYNA SYSTEMS	\$ 12.23
17920	07/07/05	EXPERIENCE.COM INC	\$ 215.00
17921	07/07/05	FRANKS FLOOR COVERING	\$ 32,800.00
17922	07/07/05	GERALDS OFFICE PROD	\$ 66.12
17923	07/07/05	GLOBAL SERVICE SUPPLY	\$ 1,015.62
17924	07/07/05	BRIAN P GORDON	\$ 25.00
17925	07/07/05	GRAINGER INC	\$ 359.10
17926	07/07/05	H.S. ACTIVITY FUND-PRIDE	\$ 300.00
17927	07/07/05	HARVEY TIRE	\$ 78.90
17928	07/07/05	GORDON HARVICK	\$ 218.54
17929	07/07/05	HONEYWELL INC	\$ 180.92
17930	07/07/05	INDUSTRIAL PEST MGT	\$ 1,105.00
17931	07/07/05	K&S ENGRAVING	\$ 3.00
17932	07/07/05	LEGAL DIGEST	\$ 130.00
17933	07/07/05	PATRICK S LEWIS	\$ 25.00
17934	07/07/05	MAC TOOLS	\$ 60.89
17935	07/07/05	WILLIAM V MCGILL & CO	\$ 103.70
17936	07/07/05	DONNY MCKINNEY	\$ 958.50
17937	07/07/05	ALLISON MCWILLIAMS	\$ 98.70
17938	07/07/05	MEDICAID CLAIMS OF TX	\$ 50.85
17939	07/07/05	MENTORING MINDS	\$ 8,940.00
17940	07/07/05	TERRI MILLS	\$ 75.78
17941	07/07/05	MINTONS FLOWERS	\$ 93.50
17942	07/07/05	MORTON LUMBER CO	\$ 19.63
17943	07/07/05	NCS PEARSON INC	\$ 2,151.16
17944	07/07/05	O'REILLY AUTOMOTIVE INC	\$ 6.17
17945	07/07/05	PAC N MAIL	\$ 635.73
17946	07/07/05	PANHANDLE EMPLOYERS	\$ 135.00
17947	07/07/05	PARSLEYS ROOFING	\$ 1,230.00
17948	07/07/05	CATHRYN FERN PESCH	\$ 23.00
17949	07/07/05	WESTAIR PRAXAIR DIST	\$ 49.38
17950	07/07/05	PRESTIGE FORD OF EDMO	\$ 105.62
17951	07/07/05	PROFESSIONAL TURF PRO	\$ 509.19

17952	07/07/05	PSYCHO-EDUCATIONAL SV	\$	217.80
17953	07/07/05	QUILL CORPORATION	\$	46.78
17954	07/07/05	R&R MACHINE SHOP	\$	1,020.00
17955	07/07/05	REGION XVI ED SVC CTR	\$	240.00
17956	07/07/05	RICE CONSTRUCTION INC	\$	45,593.10
17957	07/07/05	RMI-BRYANT	\$	882.28
17958	07/07/05	DEBBIE ROBERTS	\$	175.00
17959	07/07/05	STEVE ROBERTS	\$	175.00
17960	07/07/05	SAFETY KLEEN CORP	\$	480.20
17961	07/07/05	SAILORS REPAIR	\$	690.00
17962	07/07/05	SBC	\$	138.98
17963	07/07/05	SCOTTISH RITE HOSPITAL	\$	2,500.00
17964	07/07/05	THE SECURITY CO	\$	69.00
17965	07/07/05	SHAMROCK CHEVROLET	\$	109.94
17966	07/07/05	MORGAN PAUL SHEDD	\$	25.00
17967	07/07/05	SONY ELECTRONICS INC	\$	60.18
17968	07/07/05	SOUTHWEST CONSTRUCT	\$	14,714.00
17969	07/07/05	CLIFTON L STEPHENS	\$	216.42
17970	07/07/05	TANA STEPHENS	\$	97.23
17971	07/07/05	STRATEGIC EQUIPMENT	\$	94.05
17972	07/07/05	SUNGARD PENTAMATION	\$	1,800.00
17973	07/07/05	SWISHER TIRE	\$	15.00
17974	07/07/05	TEXAS GAS SERVICE	\$	1,379.68
17975	07/07/05	TSBVI OUTREACH	\$	352.00
17976	07/07/05	UTILITY TRAILER SW SALES	\$	122.40
17977	07/07/05	W.T. SERVICES INC	\$	60.00
17978	07/07/05	WESTERN AUTO	\$	235.15
17979	07/07/05	WOODYS GLASS	\$	1,539.85
17980	07/07/05	WRANGLER CONSTRUCTIO	\$	420.00
17981	07/07/05	XCEL ENERGY	\$	114.90
17982	07/07/05	XEROX CORPORATION	\$	8,971.22
17983	07/07/05	LESLIE YOUNG	\$	175.00
17984	07/07/05	H.S. ACTIVITY FUND-PRIDE	\$	1,579.24
17985	07/07/05	MINTONS FLOWERS	\$	25.00
17986	07/07/05	RENAISSANCE LEARNING	\$	287.83
17987	07/13/05	AIM	\$	45.00
17988	07/13/05	AMERICAN LIBRARY PREV	\$	279.50
17989	07/13/05	JOEL BAKER	\$	300.00
17990	07/13/05	CRAIG BLACK	\$	300.00
17991	07/13/05	BORGER NEWS-HERALD	\$	44.82
17992	07/13/05	BORGER REDI-MIX CONCR	\$	250.00
17993	07/13/05	ANDREA CALLAGHAN	\$	80.00
17994	07/13/05	CHILDRENS LIBRARY RESO	\$	1,016.33
17995	07/13/05	CROWN SUPPLY	\$	99.95
17996	07/13/05	D&F MUFFLER SVC	\$	94.95
17997	07/13/05	DAKES RESTAURANT	\$	79.60
17998	07/13/05	DEALERS ELECTRIC SUPP		VOID
17999	07/13/05	DUKE ELECTRIC	\$	3,099.09
18000	07/13/05	TODD DURHAM	\$	300.00
18001	07/13/05	FRANK PHILLIPS COLLEGE	\$	18.97
18002	07/13/05	FRANK'S FLOOR COVERING	\$	2,395.00
18003	07/13/05	FRANKLIN ELECTRIC	\$	368.95

18004	07/13/05	FRONTIER FUELS CO	\$	30.00
18005	07/13/05	FRONTLINE PLACEMENT	\$	15.00
18006	07/13/05	GERALDS OFFICE PROD	\$	559.80
18007	07/13/05	GOLDEN CHILD RESOURCE	\$	335.66
18008	07/13/05	GRAND BATTERY & ELECT	\$	150.00
18009	07/13/05	HARCOURT ACHIEVE	\$	1,078.01
18010	07/13/05	HARVEY TIRE	\$	10.25
18011	07/13/05	JOE HICKS	\$	300.00
18012	07/13/05	HUTCHINSON CTY APPR DI	\$	26,305.50
18013	07/13/05	INST ADVANCEMENT OF SC	\$	450.00
18014	07/13/05	LAWNS A LOT SPRAYING	\$	475.00
18015	07/13/05	MIKE LOUIS	\$	300.00
18016	07/13/05	MARY LOU LOZIER	\$	26.10
18017	07/13/05	M & M AUTO PARTS	\$	525.86
18018	07/13/05	MCKEE BAKING CO	\$	211.00
18019	07/13/05	MESSAGE MAKERS	\$	152.49
18020	07/13/05	MORTON LUMBER CO	\$	5,632.43
18021	07/13/05	N B S	\$	110.76
18022	07/13/05	NATIONAL EDUCATORS LAV	\$	1,140.00
18023	07/13/05	O'REILLY AUTOMOTIVE INC	\$	552.14
18024	07/13/05	ORIENTAL TRADING CO INC	\$	116.59
18025	07/13/05	PANHANDLE PAGING	\$	18.95
18026	07/13/05	PAPER DIRECT	\$	51.93
18027	07/13/05	PARKERS DISTRIBUTING CC	\$	251.99
18028	07/13/05	POPULAR SUPPLY	\$	1,896.88
18029	07/13/05	PRESTIGE FORD OF EDMO		VOID
18030	07/13/05	QUILL CORPORATION	\$	186.47
18031	07/13/05	R&R MACHINE SHOP	\$	135.00
18032	07/13/05	RELIABLE CORPORATION	\$	166.52
18033	07/13/05	RICE CONSTRUCTION INC	\$	1,430.53
18034	07/13/05	LINDA ROTRAMEL	\$	504.80
18035	07/13/05	SCHOOL BUS PARTS CO	\$	176.67
18036	07/13/05	JOSEPH S SHELTON	\$	104.00
18037	07/13/05	CRAIG SHORES	\$	300.00
18038	07/13/05	SPECIALTY SUPPLY INSTAL	\$	9,450.00
18039	07/13/05	TACS	\$	500.00
18040	07/13/05	TASA	\$	1,152.80
18041	07/13/05	TASPA	\$	85.00
18042	07/13/05	UNITED SUPERMARKET	\$	88.57
18043	07/13/05	W.T. SERVICES INC	\$	45.00
18044	07/13/05	PAM WALKER	\$	679.40
18045	07/13/05	THE WATER STORE	\$	36.45
18046	07/13/05	JAMES WHITT	\$	300.00
18047	07/13/05	WIESER EDUCATIONAL INC	\$	205.70
18048	07/13/05	XCEL ENERGY	\$	15,863.34
18049	07/13/05	ZEP MANUFACTURING CO	\$	120.30
18050	07/13/05	VIBRA-WHIRL & CO	\$	2,000.00
18051	07/13/05	SCOTT CAROTHERS	\$	994.98
18052	07/20/05	AFP SCHOOL SUPPLY	\$	238.00
18053	07/20/05	GLENNA AMERMON	\$	693.25
18054	07/20/05	AVES AUDIO VISUAL SYS	\$	2,400.00
18055	07/20/05	J C BERRY DIRT CONT	\$	105.00

18056	07/20/05	BORGER NEWS-HERALD	\$	22.53
18057	07/20/05	BORGER ROTARY CLUB	\$	164.50
18058	07/20/05	BUCKS SPORTING GOODS	\$	548.00
18059	07/20/05	CHILDRENS REHABILITATIO	\$	2,703.06
18060	07/20/05	CITY OF BORGER	\$	7,243.66
18061	07/20/05	CLASS SOURCE	\$	444.96
18062	07/20/05	DEALERS ELECRC SUPPLY	\$	3,422.31
18063	07/20/05	DIRECT ADVANTAGE	\$	41.06
18064	07/20/05	DYNA SYSTEMS	\$	181.25
18065	07/20/05	EDUCATIONAL ENT RECORN	\$	150.00
18066	07/20/05	MONA FANNON	\$	693.25
18067	07/20/05	FORWARD EDGE	\$	35.00
18068	07/20/05	FRONTIER FUELS CO	\$	3,548.71
18069	07/20/05	GERALDS OFFICE PROD	\$	189.38
18070	07/20/05	GRAINGER INC	\$	974.93
18071	07/20/05	HARVEY TIRE	\$	1,086.15
18072	07/20/05	HONEYWELL INC	\$	180.92
18073	07/20/05	INDUSTRIAL PEST MGT	\$	1,080.00
18074	07/20/05	ISI COMMERCIAL REFRIGER	\$	233.33
18075	07/20/05	JENTS HOUSE OF MUSIC	\$	1,230.00
18076	07/20/05	JERRYS PLUMBING INC	\$	820.90
18077	07/20/05	MARY R LOUIS	\$	556.00
18078	07/20/05	ALLISON MCWILLIAMS	\$	48.30
18079	07/20/05	MEDICAID CLAIMS OF TX	\$	482.23
18080	07/20/05	JOHNNY MILLER	\$	644.00
18081	07/20/05	MORTON LUMBER CO	\$	49.97
18082	07/20/05	PAC N MAIL	\$	9.27
18083	07/20/05	PAPER DIRECT	\$	166.89
18084	07/20/05	REGION XVI ED SVC CTR	\$	147.29
18085	07/20/05	REGION XVI ED SVC CTR	\$	100.00
18086	07/20/05	ROBERTS TRUCK CENTER	\$	105.62
18087	07/20/05	SCHOOL SPECIALTY SUPP	\$	11.51
18088	07/20/05	UNITED SUPERMARKET	\$	123.85
18089	07/20/05	USI INC	\$	140.50
18090	07/20/05	THE WATER STORE	\$	12.00
18091	07/20/05	WELDON WILLIAMS & LICK	\$	1,181.89
18092	07/20/05	NANCY WHITE	\$	454.00
18093	07/20/05	BRENDA WILSON	\$	693.25
18094	07/20/05	WRIGHT EXPRESS FLEET	\$	726.00
18095	07/22/05	ANDREA CALLAGHAN	\$	43.00
18096	07/22/05	JOSTENS JENNIFER ZINN	\$	70.00
18097	07/22/05	CATHRYN FERN PESCH	\$	150.00
18098	07/29/05	DALE E ARCHER	\$	430.00
10899	07/29/05	CK Missing from Check stock	\$	-
18100	07/29/05	PRO SIGN	\$	2,380.85
18101	07/29/05	WELLS FARGO CARD SERV	\$	3,841.55
18102	0729/05	XCEL ENERGY	\$	262.77
TOTAL				<u>\$ 282,588.60</u>

CONSIDERATION / ACTION

APPRAISAL CALENDAR – 2005-2006

The following is a summary of the dates to be used for appraisals of teachers during the 2005-2006 school year.

Appraisal period for each teacher will include all days in a teacher's contract. It shall exclude the first two weeks of instruction.

OBSERVATION PERIOD

Begin on September 6, 2005 – End on April 21, 2006

Observation will not be scheduled the day before or after a holiday or days scheduled to give six/nine weeks or semester exams. A written annual summative report shall be shared with the teacher no later than five working days before the summative conference.

All summative annual conferences shall be completed no later than 15 working days before the last day of instruction for student.

2004 - 2005 FINAL AMENDED BUDGET

	<u>GENERAL OPERATING</u>	<u>TECHNOLOGY</u>	<u>HAC SHARED SERVICES</u>	<u>TOTAL</u>
11-Instruction	9,175,465		378,310	9,761,411
12-Resources	380,065	207,636		380,065
13-Curriculum	241,000	175,005	98,050	514,055
21-Staff Development	16,100			16,100
23-Campus Administration	748,000			748,000
31 Counseling	285,900		453,825	739,725
32-Attendance	12,500			12,500
33-Health Services	174,100			174,100
34-Transportation	555,040			555,040
35-Food Service		862,655		862,655
36-Co-Curricular	855,205		2,300	857,505
41-General Administration	669,850			669,850
51-Maintenance & Operation	1,925,800		1,000	1,926,800
52-Building Security	2,975			2,975
53-Data Processing	48,000			48,000
61-Community Service	3,730			3,730
71-Debt Service	94,385			94,385
81-Construction	245,985			245,985
93-Flow In/Out	960,012			960,012
Total	<u>16,394,112</u>	<u>382,641</u>	<u>933,485</u>	<u>18,572,893</u>
			TOTAL EXPENDITURES	18,572,893

2004-2005 FINAL AMENDED REVENUE PROJECTIONS

	<u>General Operating</u>	<u>Food Service</u>	<u>Technology</u>	<u>HAC Shared Services</u>	<u>Total</u>
Local Revenues	6,510,903.00	370,762.00	296,632.00		7,178,297.00
Local Transfers					
Local Payments from Members				961,424.00	961,424.00
State Revenue	9,718,317.00	7,171.00	82,007.00	41,987.00	9,849,482.00
Federal Revenue	8,410.00	516,335.00			524,745.00
Non-Revenue Sale of Assets	275.00				275.00
Total Revenue	<u>16,237,905.00</u>	<u>894,268.00</u>	<u>378,639.00</u>	<u>1,003,411.00</u>	<u>18,514,223.00</u>
TOTAL REVENUE					18,514,223.00

2004 - 2005 OFFICIAL FINAL AMENDED BUDGET

	<u>GENERAL OPERATING</u>	<u>FOOD SERVICE</u>	<u>TOTAL</u>
11-Instruction	9,175,465		9,175,465
12-Resources	380,065		380,065
13-Curriculum	241,000		241,000
21-Staff Development	16,100		16,100
23-Campus Administration	748,000		748,000
31 Counseling	285,900		285,900
32-Attendance	12,500		12,500
33-Health Services	174,100		174,100
34-Transportation	555,040		555,040
35-Food Service		862,655	862,655
36-Co-Curricular	855,205		855,205
41-General Administration	669,850		669,850
51-Maintenance & Operat	1,925,800		1,925,800
52-Building Security	2,975		2,975
53-Data Processing	48,000		48,000
61-Community Service	3,730		3,730
71-Debt Service	94,385		94,385
81-Construction	245,985		245,985
93-Flow In/Out	960,012		960,012
Total	<u>16,394,112</u>	<u>862,655</u>	<u>17,256,767</u>
		Total Expenditures	17,256,767

2004-2005 OFFICIAL FINAL AMENDED REVENUE

	<u>General Operating</u>	<u>Food Service</u>	<u>Total</u>
Local Revenues	6,510,903.00	370,762.00	6,881,665.00
Local Transfers			
Local Payments from Members			0.00
State Revenue	9,718,317.00	7,171.00	9,725,488.00
Federal Revenue	8,410.00	516,335.00	524,745.00
Non-Revenue Sale of Assets	275.00		275.00
Total Revenue	<u>16,237,905.00</u>	<u>894,268.00</u>	<u>17,132,173.00</u>
TOTAL REVENUE			17,132,173.00

Board Officers
 Mary Henderson
 Chairman

Leslie Deaton
 Vice Chairman

Pat Fisher
 Secretary

HUTCHINSON COUNTY APPRAISAL DISTRICT
 P.O. Box 5065
 Borger, Texas 79008-5065
 806-274-2294
 806-273-3400(Fax)
 E-Mail: hutcad@arn.net

Board Members
 Robert Bradley
 Clarence McDaniel

Chief Appraiser
 Bill R. Swink
 RPA/RTA

July 22, 2005

Frank Henderson, Assistant Superintendent
 Borger ISD
 P.O. Box 1177
 Borger, Texas 79008-1177

Dear Frank,

2005
 CERTIFIED VALUES


"I", Bill R. Swink, Chief Appraiser for Hutchinson County Appraisal District, do solemnly swear that I have made or caused to be made a diligent inquiry to ascertain all property in the County subject to appraisal by me and that I have included in this summary the market and taxable values of all property that I am aware of at an appraised value determined as required by law. These Certified Values exclude \$500 minimum value owners of Real Property, Personal Property and Mineral Property.

COMPARED WITH LAST YEAR

<u>2004</u>		<u>2005</u>
\$436,633.930.	MARKET VALUE REAL AND	
(69,517,220.)	PERSONAL PROPERTY	\$436,518,730.
(3,505.990.)	ABSOLUTE EXEMPTIONS	(69,516,900.)
<u>\$363,610,720.</u>	LOST TO 1D1 AG USE	(3,467,970.)
	ASSESSED VALUE REAL AND PERSONAL	<u>\$363,533,860.</u>
	<u>NO.</u> <u>LOST TO EXEMPTIONS</u> <u>NO.</u>	
(808,870.)	94 VETERANS EXEMPTIONS	92 (795,520.)
(60,565,350.)	4138 REGULAR HOMESTEAD	4104 (60,018,210.)
(11,793,700.)	1309 O/65 AND DISABILITY	1291 (11,677,390.)
(23,662,820.)	3495 10% HOMESTEAD	3465 (23,574,170.)
<u>(12,675,364.)</u>	O/65 TAX FREEZE	<u>(12,190,922.)</u>
<u>\$254,104,616.</u>	NET TAXABLE REAL AND PERSONAL	<u>\$255,277,648.</u>

<u>\$155,057,640.</u>	NET TAXABLE MINERAL AND INDUSTRIAL	<u>\$164,905,500.</u>
\$409,162,256.	TOTAL TAXABLE VALUE	\$420,183,148.

Sincerely,



Bill R. Swink
Chief Appraiser
RPA/RTA

2005-2006 PROPOSED BUDGET

GENERAL FUND	6100	6200	6300	6400	6500	6600	Total Expenditures	Total Revenue
	Salaries or Wages	Purchased & Contracted	Supplies & Materials	Other Operating Expenses	Debt Service	Capital Outlay		
11 - Instruction	8,750,378	175,221	412,423	166,151	-	-	9,504,173	-
12 - Resources	279,653	8,490	77,385	5,479	-	-	371,007	-
13 - Curriculum	218,740	1,500	10,000	14,700	-	-	244,940	-
21 - Staff Development	-	14,000	4,000	-	-	-	18,000	-
23 - Campus Administration	710,300	2,550	22,090	8,339	-	-	743,279	-
31 - Counseling	295,143	4,425	8,530	3,867	-	-	311,965	-
32 - Attendance	12,597	-	-	-	-	-	12,597	-
33 - Health Services	186,165	380	5,218	4,240	-	-	196,003	-
34 - Transportation	367,953	18,521	122,800	31,500	-	71,000	611,774	-
36 - Co-Curricular	396,750	48,575	139,248	243,068	-	-	827,641	-
41 - General Administration	449,212	181,350	29,000	60,834	-	-	720,396	-
51 - Maintenance & Operation	861,591	728,423	187,900	91,800	-	56,000	1,925,714	-
52 - Building Security	-	3,060	-	-	-	-	3,060	-
53 - Data Processing	-	51,500	-	-	-	-	51,500	-
61 - Community Services	5,321	-	-	321	-	-	5,642	-
71 - Debt Service	-	-	-	-	94,386	-	94,386	-
81 - Construction	-	-	-	-	-	-	-	-
93 - Flow In/Out	-	-	-	938,306	-	-	938,306	-
TOTAL GENERAL FUND	12,533,803	1,237,995	1,018,594	1,568,605	94,386	127,000	16,580,383	
% of Expenditures	75.60	7.50	6.10	9.50	0.60	0.80		

GENERAL OPERATING

2004-2005 INITIAL BUDGET

GENERAL FUND	6100	6200	6300	6400	6500	6600	Total Expenditures	Total Revenue
	Salaries or Wages	Purchased & Contracted	Supplies & Materials	Other Operating Expenses	Debt Service	Capital Outlay		
11 - Instruction	8,490,020	165,429	369,332	170,673	-	-	9,195,454	-
12 - Resources	298,423	8,360	78,289	5,545	-	-	390,617	-
13 - Curriculum	207,502	2,000	8,500	11,200	-	-	229,202	-
21 - Staff Development	-	14,000	8,000	-	-	-	22,000	-
23 - Campus Administration	721,871	3,922	27,938	9,839	-	-	763,570	-
31 - Counseling	289,913	4,115	9,479	4,237	-	-	307,744	-
32 - Attendance	12,267	-	-	-	-	-	12,267	-
33 - Health Services	186,971	400	4,917	3,489	-	-	195,777	-
34 - Transportation	371,885	20,000	131,535	30,750	-	30,000	584,170	-
36 - Co-Curricular	380,802	45,388	146,736	242,576	-	-	815,502	-
41 - General Administration	401,148	167,950	32,200	62,250	-	-	663,548	-
51 - Maintenance & Operation	857,874	700,600	188,700	104,800	-	28,000	1,879,974	-
52 - Building Security	-	2,780	-	-	-	-	2,780	-
53 - Data Processing	-	57,500	-	-	-	-	57,500	-
61 - Community Services	5,321	-	-	321	-	-	5,642	-
71 - Debt Service	-	-	-	-	94,385	-	94,385	-
81 - Construction	-	-	-	-	-	-	-	-
93 - Flow In/Out	-	-	-	947,304	-	-	947,304	-
TOTAL GENERAL FUND	12,223,997	1,192,444	1,005,626	1,592,984	94,385	58,000	16,167,436	16,167,436
% of Expenditures	75.60	7.40	6.20	9.90	0.60	0.40		

INCREASE/(DECREASE) IN 2005-2006 PROPOSED BUDGET VS. 2004-2005 INITIAL BUDGET

GENERAL FUND	6100	6200	6300	6400	6500	6600	Total Expenditures	INCREASE (DECREASE)
	Salaries or Wages	Purchased & Contracted	Supplies & Materials	Other Operating Expenses	Debt Service	Capital Outlay		
11 - Instruction	260,358	9,792	43,091	(4,522)	0	0	308,719	0.03357
12 - Resources	(18,770)	130	(904)	(66)	0	0	(19,610)	(0.05020)
13 - Curriculum	11,238	(500)	1,500	3,500	0	0	15,738	0.06866
21 - Staff Development	0	0	(4,000)	0	0	0	(4,000)	(0.18182)
23 - Campus Administration	(11,571)	(1,372)	(5,848)	(1,500)	0	0	(20,291)	(0.02657)
31 - Counseling	5,230	310	(949)	(370)	0	0	4,221	0.01372
32 - Attendance	330	0	0	0	0	0	330	0.02690
33 - Health	(806)	(20)	301	751	0	0	226	0.00115
34 - Transportation	(3,932)	(1,479)	(8,735)	750	0	41,000	27,604	0.04725
36 - Co-Curricular	15,948	3,187	(7,488)	492	0	0	12,139	0.01489
41 - General Administration	48,064	13,400	(3,200)	(1,416)	0	0	56,848	0.08567
51 - Maintenance & Operations	3,717	27,823	(800)	(13,000)	0	28,000	45,740	0.02433
52 - Building Security	0	280	0	0	0	0	280	0.10072
53 - Data Processing	0	(6,000)	0	0	0	0	(6,000)	(0.10435)
61 - Community Services	0	0	0	0	0	0	0	0.00000
71 - Debt Service	0	0	0	0	1	0	1	0.00001
81 - Construction	0	0	0	0	0	0	0	0.00000
93 - Flow In/Out	0	0	0	(8,998)	0	0	(8,998)	(0.00950)
TOTAL GENERAL FUND	309,806	45,551	12,968	(24,379)	1	69,000	412,947	
Increase/(Decrease)	0.0253	0.0382	0.0129	(0.0153)	0.0000	1.1897	0.0255	

2005-2006 PROPOSED BUDGET

	<u>GENERAL OPERATING</u>	<u>FOOD SERVICE</u>	<u>TECHNOLOGY</u>	<u>HAC SHARED SERVICES</u>	<u>TOTAL</u>
11	9,504,173		193,550	370,729	10,068,452
12	371,007				371,007
13	244,940		203,311	118,184	566,435
21	18,000				18,000
23	743,279				743,279
31	311,965			569,425	881,390
32	12,597				12,597
33	196,003				196,003
34	611,774				611,774
35	0	870,135			870,135
36	827,641			3,000	830,641
41	720,396				720,396
51	1,925,714				1,925,714
52	3,060				3,060
53	51,500				51,500
61	5,642				5,642
71	94,386				94,386
81	0				0
93	938,306				938,306
	<u>16,580,383</u>	<u>870,135</u>	<u>396,861</u>	<u>1,061,338</u>	<u>18,908,717</u>
				TOTAL EXPENDITURES	18,908,717

2005- 2006 REVENUE PROJECTIONS

	<u>GENERAL OPERATING</u>	<u>FOOD SERVICE</u>	<u>TECHNOLOGY</u>	<u>HAC SHARED SERVICES</u>
Local Revenue	6,584,087	363,860		
Local Transfers			313,196	
Local Payments from Members				1,016,423
State Revenue	9,987,586	7,175	83,665	44,915
Federal Revenue	8,410	499,100		
Non-Revenue Sale of Assets	300			
Total Revenue	<u>16,580,383</u>	<u>870,135</u>	<u>396,861</u>	<u>1,061,338</u>
	TOTAL REVENUE			18,908,717

2005 - 2006 OFFICIAL BUDGET

	<u>GENERAL OPERATING</u>	<u>FOOD SERVICE</u>	<u>TOTAL</u>
11	9,504,173		9,504,184
12	371,007		371,019
13	244,940		244,953
21	18,000		18,021
23	743,279		743,302
31	311,965		311,996
32	12,597		12,629
33	196,003		196,036
34	611,774		611,808
35	0	870,135	870,170
36	827,641		827,677
41	720,396		720,437
51	1,925,714		1,925,765
52	3,060		3,112
53	51,500		51,553
61	5,642		5,703
71	94,386		94,457
81	0		81
93	938,306		938,399
	<u>16,580,383</u>	<u>870,135</u>	<u>17,450,518</u>
	TOTAL EXPENDITURES		17,450,518

2005 - 2006 REVENUE BUDGET

	<u>GENERAL OPERATING</u>	<u>FOOD SERVICE</u>	<u>TOTAL</u>
Local Revenue	6,584,087	363,860	6,947,947
Local Transfers			
Local Payments from Members			
State Revenue	9,987,586	7,175	9,994,761
Federal Revenue	8,410	499,100	507,510
Non-Revenue Sale of Assets	300		300
Total Revenue	<u>16,580,383</u>	<u>870,135</u>	<u>17,450,518</u>
		TOTAL REVENUE	17,450,518

FOOD SERVICE

2004-2005 INITIAL FOOD SERVICE BUDGET

	6100	6200	6300	6400	6500	6600	Total Expenditures	Total Revenue
FOOD SERVICE	Salaries or Wages	Purchased & Contracted	Supplies & Materials	Other Operating Expenses	Debt Service	Capital Outlay		
35 - Food Service	433,991	17,000	337,600	8,500	0	0	797,091	
51 - Maintenance	0	0	0	0	0	0	0	
Total	433,991	17,000	337,600	8,500	0	0	797,091	797,091
% of Expenditures	54.45	2.13	42.35	1.07	0.00	0.00		

2005-2006 PROPOSED FOOD SERVICE BUDGET

	6100	6200	6300	6400	6500	6600	Total Expenditures	Total Revenue
FOOD SERVICE	Salaries or Wages	Purchased & Contracted	Supplies & Materials	Other Operating Expenses	Debt Service	Capital Outlay		
35 - Food Service	432,105	16,000	419,230	2,800	0	0	870,135	
51 - Maintenance	0	0	0	0	0	0	0	
Total	432,105	16,000	419,230	2,800	0	0	870,135	870,135
% of Expenditures	49.66	1.84	48.18	0.32	0.00	0.00		

INCREASE/(DECREASE) IN 2005 INITIAL BUDGET VS. 2006 PROPOSED BUDGET

	6100	6200	6300	6400	6500	6600	Total Expenditures	Total Revenue	INCREASE (DECREASE)
FOOD SERVICE	Salaries or Wages	Purchased & Contracted	Supplies & Materials	Other Operating Expenses	Debt Service	Capital Outlay			
35 - Food Service	(1,886)	(1,000)	81,630	(5,700)	0	0	73,044	0	0.0916
51 - Maintenance	0	0	0	0	0	0	0	0	0.0000
Total	(1,886)	(1,000)	81,630	(5,700)	0	0	73,044	0	0.0916
% Increase/(Decrease)	(0.0043)	(0.0588)	0.2418	(0.6706)	0.0000	0.0000			0.0916

TECHNOLOGY

2004-2005 INITIAL TECHNOLOGY BUDGET

	6100	6200	6300	6400	6500	6600	Total Expenditures	Total Revenue
TECHNOLOGY	Salaries or Wages	Purchased & Contracted	Supplies & Materials	Other Operating Expenses	Debt Service	Capital Outlay		
11 - Instruction	0	8,500	124,750	49,675	0	0	182,925	
13 - Curriculum	156,838	0	6,000	6,200	0	0	169,038	
33 - Other/Health Svcs.	0	0	0	0	0	0	0	
TOTAL	156,838	8,500	130,750	55,875	0	0	351,963	351,963
% of Expenditures	44.56	2.42	37.15	15.88	0.00	0.00		

2005-2006 PROPOSED TECHNOLOGY BUDGET

	6100	6200	6300	6400	6500	6600	Total Expenditures	Total Revenue
TECHNOLOGY	Salaries or Wages	Purchased & Contracted	Supplies & Materials	Other Operating Expenses	Debt Service	Capital Outlay		
11 - Instruction	0	5,000	120,750	67,800	0	0	193,550	
13 - Curriculum	195,111	500	2,000	5,700	0	0	203,311	
33 - Other/Health Svcs.	0	0	0	0	0	0	0	
TOTAL	195,111	5,500	122,750	73,500	0	0	396,861	396,861
% of Expenditures	49.16	1.39	30.93	18.52	0.00	0.00		

INCREASE/(DECREASE) IN 2005-2006 PROPOSED BUDGET VS 2004-2005 INITIAL BUDGET

	6100	6200	6300	6400	6500	6600	Total Expenditures	Total Revenue
TECHNOLOGY	Salaries or Wages	Purchased & Contracted	Supplies & Materials	Other Operating Expenses	Debt Service	Capital Outlay		
11 - Instruction	0	(3,500)	(4,000)	18,125	0	0	10,625	0.0581
13 - Curriculum	38,273	500	(4,000)	(500)	0	0	34,273	0.2028
33 - Other/Health Svcs.	0	0	0	0	0	0	0	0.0000
TOTAL	38,273	(3,000)	(8,000)	17,625	0	0	44,898	0.1276
% Increase/(Decrease)	0.2440	(0.3529)	(0.0612)	0.3154	0.0000	0.0000		

*Borger Independent School District
Board of Trustees
Gary Schneck, President
200 East Ninth ~ Borger, Texas 79007*

Ordinance Setting Tax Rate

Date: August 29, 2005

On this date, we, the Board of Trustees of the Borger Independent School District, hereby levy or set the tax rate at \$1.50 per \$100 valuation for the School District for tax year 2005, to be assessed and collected by the duly specified assessor and collector as follows:

\$1.50 for the purpose of maintenance and operation, and

\$0.00 for the purpose of payment of principal and interest on debts.

Such taxes are to be assessed and collected by the tax officials designated by the District.

IN CERTIFICATION THEREOF:

Signed: _____
President, Board of Trustees

CONSIDERATION / ACTION

BISD SALARY SCHEDULE – 2005-2006 SCHOOL YEAR

It is the recommendation of the administration that a 3% increase to the minimum, midpoint, and maximum to establish a salary schedule for all job classifications for the 2005-2006 school year.

Example: 2004-2005 BISD Salary Schedule

CLASSIFICATION	Pay Grade	Days	Daily Minimum	Daily Midpoint	Daily Maximum	Salary Minimum	Salary Midpoint	Salary Maximum
Teacher; Nurse	1	187	\$152.74	\$194.48	\$238.70	\$28,563	\$36,367	\$44,638

Example: Proposed 2005-2006 Salary Schedule

CLASSIFICATION	Pay Grade	Days	Daily Minimum	Daily Midpoint	Daily Maximum	Salary Minimum	Salary Midpoint	Salary Maximum
Teacher Nurse	1	187	\$157.33	\$200.13	\$245.87	\$29,420	\$37,458	\$45,977

CONSIDERATION / ACTION

SALARY INCREASE:

The following figure reflects a 3% increase on the midpoint for the 2005-2006 pay range scale for teachers.

(This increase applies to all pay scale classifications.)

Salary Midpoint	2005-2006- 3.0% Salary Increase
\$37,458	\$1124

CONSIDERATION / ACTION

PERSONNEL – EMPLOYMENT

It is the recommendation of the administration that the following individuals be employed and issued a contract with the Borger Independent School District for the 2005-2006 school year. Their salary will be computed in accordance with the 2005-2006 salary schedule.

<u>NAME</u>	<u>ASSIGNMENT</u>	<u>CAMPUS</u>	<u>DEGREE</u>
Douwene Buchanan	Headstart	PBECC	Bachelor's

FINANCIAL ANALYSIS OF THE BORGER I.S.D.
EMPLOYEE BENEFIT PROGRAM
AS OF JULY 31, 2005

	1991-99	1999-00	2000-2001	2001-2002	2002-03	2003-04	2004-05	TOTAL
REVENUES (Premiums Interest/Net Asset Gain)	\$1,305,102.68	\$48,621.74	\$47,208.89	\$17,118.42	\$87,973.15	\$94,001.10	\$123,925.02	\$1,723,951.
EXPENSES: (Claims-Administration- re-insurance)	\$412,168.52	\$50,935.75	\$86,598.12	\$312,619.08	\$198,669.81	\$203,130.84	\$136,089.96	\$1,400,212.08
Refund Credit							\$97,369.47	\$97,369.47
NET CASH POSITION	\$892,934.16	(2,314.01)	(39,389.23)	(295,500.66)	(110,696.66)	(109,129.74)	(12,164.94)	\$421,108.39
CLAIMS BY YEAR ACCIDENT OCCURRED								
Paid claims:	\$347,617	\$69,244	\$126,907	\$177,998	\$150,786	\$54,986	\$33,558	\$961,096
Net estimate of ultimate loss (Re TASB)	\$48,382	\$2,152	\$19,600	\$3,101	\$290,789	\$25,435	\$70,414	\$459,873
Paid \$ 961,096 Unpaid \$ 459,873 Total \$1,420,969								
Administration & Re-insurance \$ 24,205 Claims \$ 111,885 Expenses \$ 136,090	\$2,376	\$264	\$1,788	\$10,199	\$19,776	\$43,924	\$33,558	\$111,885

40

TexSTAR INVESTMENT POOL

JULY 31, 2005

GENERAL OPERATING ACCOUNT

Average Monthly Return: 3.29% (Rate Calculated Monthly)

INVESTMENT ACTIVITY

	AMOUNT
BEGINNING BALANCE	2,631,468.76
AMOUNT INVESTED	1,000,000.00
WITHDRAWALS	1,600,000.00
CURRENT BALANCE	\$2,031,468.76

INTEREST ACTIVITY

BEGINNING BALANCE	\$74,543.86
CURRENT INTEREST	5,602.59
CURRENT BALANCE	\$80,146.45
ACCOUNT BALANCE	\$2,111,615.21

SELF-FUNDED WORKERS COMPENSATION FUND

Average Monthly Return: 3.29% (Rate Calculated Monthly)

INVESTMENT ACTIVITY

	AMOUNT
BEGINNING BALANCE	\$383,450.35
AMOUNT INVESTED	0.00
WITHDRAWALS	0.00
CURRENT BALANCE	\$383,450.35

INTEREST ACTIVITY

BEGINNING BALANCE	\$7,177.28
CURRENT INTEREST	1,075.56
CURRENT BALANCE	\$8,252.84
ACCOUNT BALANCE	\$391,703.19


Asst. Superintendent/Business

SELECTION CRITERIA: orgn.fund="1995"
 FUND - 1995 - GENERAL OPERATING FUND

FUNCTION	TITLE	BUDGET	PERIOD EXPENDITURES	ENCUMBRANCES OUTSTANDING	YEAR TO DATE EXP	AVAILABLE BALANCE	YTD/ BUD
TOTAL	INSTRUCTION	9,292,240.00	557,799.53	6,228.76	7,955,625.39	1,330,385.85	85.68
TOTAL	MEDIA SERVICES	390,617.00	28,400.19	1,359.57	340,754.79	48,502.64	87.58
TOTAL	INSTRUCTIONAL ADMIN	229,202.00	19,348.41	469.41	221,242.01	7,490.58	96.73
TOTAL	INSTRUCTIONAL LEADERSHIP	22,000.00	15.00	.00	16,003.11	5,996.89	72.74
TOTAL	SCHOOL LEADERSHIP	764,770.00	55,952.38	.00	685,588.41	79,181.59	89.65
TOTAL	GUIDANCE AND COUNSELING	307,744.00	22,498.59	.00	261,055.73	46,688.27	84.83
TOTAL	ATTENDANCE COUNSELOR	12,267.00	956.80	.00	11,526.06	740.94	93.96
TOTAL	HEALTH SERVICES	195,777.00	14,863.93	.00	159,118.15	36,658.85	81.28
TOTAL	PUPIL TRANSPORTATION	584,170.00	41,750.14	1,495.84	503,544.13	79,130.03	86.45
TOTAL	COCURRICULAR/EXTRA CUR	815,502.00	37,072.05	5,261.00	803,678.47	6,562.53	99.20
TOTAL	GENERAL ADMINISTRATION	663,648.00	67,896.67	862.58	623,009.47	39,775.95	94.01
TOTAL	PLANT MAINT/OPERATIONS	1,916,962.00	222,406.68	8,900.40	1,724,399.21	183,662.39	90.42
TOTAL	BUILDING SECURITY	2,780.00	430.84	.00	2,722.44	57.56	97.93
TOTAL	DATA PROCESSING	57,500.00	1,800.00	.00	43,702.00	13,798.00	76.00
TOTAL	COMMUNITY SERVICES	5,642.00	.00	.00	.00	5,642.00	.00
TOTAL	DEBT SERVICE	94,385.00	.00	.00	94,384.74	.26	100.00
TOTAL	FACILITY ACQUISITION/CONST	198,827.00	44,664.00	.00	200,262.38	-1,435.38	100.72
TOTAL	PAYMENTS TO SSA MEMBERS	947,304.00	.00	.00	656,151.00	291,153.00	69.27
TOTAL	GENERAL OPERATING FUND	16,501,337.00	1,115,855.21	24,577.56	14,302,767.49	2,173,991.95	86.83
TOTAL REPORT		16,501,337.00	1,115,855.21	24,577.56	14,302,767.49	2,173,991.95	86.83

BORGER ISD FINANCIAL STATEMENT - EXPENSES - JULY 2005

	<u>BUDGET</u>	<u>YTD EXPENSES</u>	<u>BALANCE</u>	<u>% SPENT</u>
GENERAL OPERATING 199	16,501,337	14,302,767	2,173,992	87
DRUG FREE SCHOOLS 204	18,091	16,468	1,623	91
HEADSTART 205	59,553	54,336	5,217	91
TITLE 1 211	649,856	541,699	108,157	83
IDEAB TITLE VI-B 224	577,320	486,388	90,932	84
IDEAB TITLE VI-B 225	18,919	16,695	2,224	88
FOOD SERVICE 240	797,091	806,390	-13,765	102
SUMMER FEEDING 242	24,179	13,523	10,656	56
TECH PREP GRANT 243	1,000	1,000	0	100
CAREER & TECHNOLOGY 244	36,564	31,525	5,039	86
TITLE II PART A TPTR 255	175,940	149,932	26,008	85
TITLE II PART D TECH 262	16,316	16,316	0	100
BILINGUAL 263	19,347	18,661	686	96
TITLE V PART A INNOVATIVE 269	8,976	8,908	68	99
MEDICAID ADMIN CLAIMING 281	21,160	21,308	-148	101
TEACHER REIMB GRANT 287	40,000	14,307	25,693	36
LOCAL SHARES FUND 289	25,900	18,000	7,900	70
IDEA B SSA 313	1,305,670	1,214,991	90,679	93
IDEA B SSA PRESCHOOL 314	46,742	39,725	7,017	85
SHARS SSA FUND 379	96,528	18,557	77,301	20
OPTIONAL EXTENDED YR FUND 401	9,683	9,683	0	100
ACCL READING INIT 404	47,844	48,272	-428	101
TECHNOLOGY FUND 411	351,963	312,089	16,439	95
HEALTH INS SUPPLEMENT 418	0	180,556	-180,556	0
AUTO LICENSE 429	25	0	25	0
STATE/LOCAL HAC SSA FUND 437	1,001,275	854,976	137,016	86
ACTIVITY FUND/ PRIN. CONTROL 461	0	134,263	-134,263	0
SELF FUNDED INS 753	<u>0</u>	<u>231,252</u>	<u>-231,252</u>	<u>0</u>
	21,851,279	19,562,587	2,226,260	

DATE: 08/02/05
 TIME: 14:11:24

BORGER INDEPENDENT SCHOOL DISTRICT
 GENERAL OPERATING REVENUE

PAGE NUMBER: 1
 GENRPT41.4GL
 REPORT ID: BOARD1R

SELECTION CRITERIA: rpt_head.rpt_id="BOARD1R"

LINE	DESCRIPTION	REVENUE BUDGET	RECEIVED	BALANCE	% RECEIVED
1	REVENUE FROM LOCAL SOURCES				
2	REVENUE FROM STATE/INTERMEDIATE SOURCES	6,359,716	6,430,120	-70,404	101
3	REVENUE FROM FEDERAL SOURCES	9,796,670	7,872,014	1,924,656	80
4	TRANSFERS	9,050	8,410	640	93
		2,000	275	1,725	14
5	TOTALS	16,167,436	14,310,819	1,856,617	89

BORGER ISD FINANCIAL STATEMENT-REVENUES-JULY 2005

	<u>BUDGET</u>	<u>YTD REVENUES</u>	<u>BALANCE</u>	<u>% RECEIVED</u>
GENERAL OPERATING 199	16,167,436	14,310,818	1,856,618	89
DRUG FREE SCHOOLS 204	18,091	16,468	1,623	91
HEADSTART 205	59,553	48,560	10,993	82
TITLE 1 211	649,556	575,491	74,065	89
IDEAB TITLE VI-B 224	577,320	492,677	84,643	85
IDEAB TITLE VI-B 225	18,919	5,909	13,010	31
FOOD SERVICE 240	801,618	893,566	-91,948	111
SUMMER FEEDING 242	21,129	15,699	5,430	74
TECH PREP GRANT 243	1,000	1,000	0	100
CAREER & TECHNOLOGY 244	36,564	31,525	5,039	86
TITLE II PART A TPTR 255	175,940	157,626	18,314	90
TITLE II PART D TECH 262	16,316	16,316	0	100
BILINGUAL 263	19,347	17,911	1,436	93
TITLE V P/ 269	8,976	8,908	68	99
TEACHER REIMB GRANT 287	40,000	3,840	36,160	10
LOCAL SHARES FUND 289	25,900	0	25,900	0
IDEA B SSA 313	1,305,670	1,235,519	70,151	95
IDEA B SSA PRESCHOOL 314	46,742	45,704	1,038	98
SHARS SSA FUND 379	96,528	46,176	50,352	48
LEP RIDER 21 FUND 390	0	0	0	0
OPTIONAL EXTENDED YR FUND 401	9,683	9,532	151	98
ACCL READING INIT 404	44,386	44,488	-102	100
TECHNOLOGY FUND 411	351,963	81,389	270,574	23
HEALTH INS SUPPLEMENT 418	0	179,250	-179,250	0
AUTO LICENSE 429	25	25	0	100
STATE/LOCAL HAC SSA FUND 437	1,001,275	1,000,602	673	100
ACTIVITY FUND/ PRIN. CONTROL 461	0	76,931	-76,931	0
SELF FUNDED INS 753	<u>0</u>	<u>123,925</u>	<u>-123,925</u>	<u>0</u>
	21,493,937	19,439,855	2,054,082	

HISTORY SUMMARY BY JURISDICTION - ALL YEARS

FROM 7/1/2005 TO 7/31/2005

30 - BORGER ISD

Year	Beg Balance	Adjustment	Base Tax	Discounts	P/I	Att'y Fee	Other Payment	Total Paid	Total Due
1950	\$13.21	\$0.00	\$0.00	\$0.00	\$0.00	\$0.00	\$0.00	\$0.00	\$13.21
1951	\$13.21	\$0.00	\$0.00	\$0.00	\$0.00	\$0.00	\$0.00	\$0.00	\$13.21
1952	\$28.34	\$0.00	\$0.00	\$0.00	\$0.00	\$0.00	\$0.00	\$0.00	\$28.34
1953	\$33.94	\$0.00	\$0.00	\$0.00	\$0.00	\$0.00	\$0.00	\$0.00	\$33.94
1954	\$46.54	\$0.00	\$0.00	\$0.00	\$0.00	\$0.00	\$0.00	\$0.00	\$46.54
1955	\$60.05	\$0.00	\$0.00	\$0.00	\$0.00	\$0.00	\$0.00	\$0.00	\$60.05
1956	\$87.09	\$0.00	\$0.00	\$0.00	\$0.00	\$0.00	\$0.00	\$0.00	\$87.09
1957	\$103.16	\$0.00	\$0.00	\$0.00	\$0.00	\$0.00	\$0.00	\$0.00	\$103.16
1958	\$138.67	\$0.00	\$0.00	\$0.00	\$0.00	\$0.00	\$0.00	\$0.00	\$138.67
1959	\$127.18	\$0.00	\$0.00	\$0.00	\$0.00	\$0.00	\$0.00	\$0.00	\$127.18
1960	\$159.41	\$0.00	\$0.00	\$0.00	\$0.00	\$0.00	\$0.00	\$0.00	\$159.41
1961	\$186.04	\$0.00	\$0.00	\$0.00	\$0.00	\$0.00	\$0.00	\$0.00	\$186.04
1962	\$241.49	\$0.00	\$0.00	\$0.00	\$0.00	\$0.00	\$0.00	\$0.00	\$241.49
1963	\$254.36	\$0.00	\$0.00	\$0.00	\$0.00	\$0.00	\$0.00	\$0.00	\$254.36
1964	\$263.76	\$0.00	\$0.00	\$0.00	\$0.00	\$0.00	\$0.00	\$0.00	\$263.76
1965	\$251.39	\$0.00	\$0.00	\$0.00	\$0.00	\$0.00	\$0.00	\$0.00	\$251.39
1966	\$277.12	\$0.00	\$0.00	\$0.00	\$0.00	\$0.00	\$0.00	\$0.00	\$277.12
1967	\$193.51	\$0.00	\$0.00	\$0.00	\$0.00	\$0.00	\$0.00	\$0.00	\$193.51
1968	\$198.44	\$0.00	\$0.00	\$0.00	\$0.00	\$0.00	\$0.00	\$0.00	\$198.44
1969	\$185.99	\$0.00	\$0.00	\$0.00	\$0.00	\$0.00	\$0.00	\$0.00	\$185.99
1970	\$202.85	\$0.00	\$0.00	\$0.00	\$0.00	\$0.00	\$0.00	\$0.00	\$202.85
1971	\$276.13	\$0.00	\$0.00	\$0.00	\$0.00	\$0.00	\$0.00	\$0.00	\$276.13
1972	\$271.53	\$0.00	\$0.00	\$0.00	\$0.00	\$0.00	\$0.00	\$0.00	\$271.53
1973	\$197.52	\$0.00	\$0.00	\$0.00	\$0.00	\$0.00	\$0.00	\$0.00	\$197.52
1974	\$231.14	\$0.00	\$0.00	\$0.00	\$0.00	\$0.00	\$0.00	\$0.00	\$231.14
1975	\$781.99	\$0.00	\$0.00	\$0.00	\$0.00	\$0.00	\$0.00	\$0.00	\$781.99
1976	\$424.43	\$0.00	\$0.00	\$0.00	\$0.00	\$0.00	\$0.00	\$0.00	\$424.43
1977	\$625.70	\$0.00	\$0.00	\$0.00	\$0.00	\$0.00	\$0.00	\$0.00	\$625.70
1978	\$695.46	\$0.00	\$0.00	\$0.00	\$0.00	\$0.00	\$0.00	\$0.00	\$695.46
1979	\$600.95	\$0.00	\$0.00	\$0.00	\$0.00	\$0.00	\$0.00	\$0.00	\$600.95
1980	\$1,038.93	\$0.00	\$0.00	\$0.00	\$0.00	\$0.00	\$0.00	\$0.00	\$1,038.93
1981	\$1,779.85	\$0.00	\$0.00	\$0.00	\$0.00	\$0.00	\$0.00	\$0.00	\$1,779.85
1982	\$6,956.07	\$0.00	\$0.00	\$0.00	\$0.00	\$0.00	\$0.00	\$0.00	\$6,956.07
1983	\$9,828.52	\$0.00	\$0.00	\$0.00	\$0.00	\$0.00	\$0.00	\$0.00	\$9,828.52
1984	\$18,506.30	\$0.00	\$0.00	\$0.00	\$0.00	\$0.00	\$0.00	\$0.00	\$18,506.30
1985	\$35,845.67	\$0.00	\$0.00	\$0.00	\$0.00	\$0.00	\$0.00	\$0.00	\$35,845.67
1986	\$19,247.27	\$0.00	\$0.00	\$0.00	\$0.00	\$0.00	\$0.00	\$0.00	\$19,247.27
1987	\$16,280.87	\$0.00	\$0.00	\$0.00	\$0.00	\$0.00	\$0.00	\$0.00	\$16,280.87
1988	\$15,288.48	\$0.00	\$0.00	\$0.00	\$0.00	\$0.00	\$0.00	\$0.00	\$15,288.48
1989	\$16,886.13	\$0.00	\$0.00	\$0.00	\$0.00	\$0.00	\$0.00	\$0.00	\$16,886.13
1990	\$18,120.77	\$0.00	\$15.21	\$0.00	\$28.28	\$6.51	\$0.00	\$50.00	\$18,105.56
1991	\$7,988.29	\$0.00	\$0.00	\$0.00	\$0.00	\$0.00	\$0.00	\$0.00	\$7,988.29

HISTORY SUMMARY BY JURISDICTION - ALL YEARS

		FROM 7/1/2005	TO 7/31/2005						
1992	\$5,985.43	\$0.00	\$0.00	\$0.00	\$0.00	\$0.00	\$0.00	\$0.00	\$5,985.43
1993	\$26,660.32	\$0.00	\$0.00	\$0.00	\$0.00	\$0.00	\$0.00	\$0.00	\$26,660.32
1994	\$16,369.72	\$0.00	\$57.16	\$0.00	\$78.88	\$20.40	\$0.00	\$156.44	\$16,312.56
1995	\$23,610.67	\$0.00	\$0.00	\$0.00	\$0.00	\$0.00	\$0.00	\$0.00	\$23,610.67
1996	\$24,247.53	\$0.00	\$0.00	\$0.00	\$0.00	\$0.00	\$0.00	\$0.00	\$24,247.53
1997	\$19,622.60	\$0.00	\$59.52	\$0.00	\$60.70	\$18.04	\$0.00	\$138.26	\$19,563.08
1998	\$21,289.70	\$0.00	\$0.00	\$0.00	\$0.00	\$0.00	\$0.00	\$0.00	\$21,289.70
1999	\$27,496.96	\$(119.94)	\$0.00	\$0.00	\$0.00	\$0.00	\$0.00	\$0.00	\$27,377.02
2000	\$38,070.54	\$(123.80)	\$104.67	\$0.00	\$69.09	\$26.06	\$0.00	\$199.82	\$37,842.07
2001	\$72,823.12	\$(123.80)	\$2,157.08	\$0.00	\$1,144.74	\$495.26	\$0.00	\$3,797.08	\$70,542.24
2002	\$65,090.06	\$(127.50)	\$4,128.96	\$0.00	\$1,702.75	\$1,166.31	\$0.00	\$6,998.02	\$60,833.60
2003	\$91,049.13	\$(127.50)	\$5,401.53	\$0.00	\$1,584.43	\$1,397.16	\$0.00	\$8,383.12	\$85,520.10
2004	\$244,006.44	\$(910.95)	\$22,591.64	\$0.00	\$3,625.30	\$3,790.48	\$0.00	\$30,007.42	\$220,503.85
TOTALS	\$851,259.97	\$(1,533.49)	\$34,515.77	\$0.00	\$8,294.17	\$6,920.22	\$0.00	\$49,730.16	\$815,210.71
CURRENTS	\$244,006.44	\$(910.95)	\$22,591.64	\$0.00	\$3,625.30	\$3,790.48	\$0.00	\$30,007.42	\$220,503.85
DELINQUENTS	\$607,253.53	\$(622.54)	\$11,924.13	\$0.00	\$4,668.87	\$3,129.74	\$0.00	\$19,722.74	\$594,706.86

DEL TAX PLUS P&I

\$16,593.00

TOTAL TRANSFERRED LESS ATTN FEE:

\$42,809.94

MONTHLY CERTIFY REPORT - ALL YEARS

08/02/2005 8:35:14AM

FROM 07/01/2005 TO 07/31/2005

0 BORGER ISD

Yearly Beg Bal	Beg Bal	Total Due	Collected					Total Paid	% Collected	
			Base Tax	Discount	Penalty	Attmry Fee	Other Payment			
1950	13.21	13.21	13.21	0.00	0.00	0.00	0.00	0.00	0.00	0.00%
1951	13.21	13.21	13.21	0.00	0.00	0.00	0.00	0.00	0.00	0.00%
1952	28.34	28.34	28.34	0.00	0.00	0.00	0.00	0.00	0.00	0.00%
1953	33.94	33.94	33.94	0.00	0.00	0.00	0.00	0.00	0.00	0.00%
1954	46.54	46.54	46.54	0.00	0.00	0.00	0.00	0.00	0.00	0.00%
1955	60.05	60.05	60.05	0.00	0.00	0.00	0.00	0.00	0.00	0.00%
1956	87.09	87.09	87.09	0.00	0.00	0.00	0.00	0.00	0.00	0.00%
1957	103.16	103.16	103.16	0.00	0.00	0.00	0.00	0.00	0.00	0.00%
1958	138.67	138.67	138.67	0.00	0.00	0.00	0.00	0.00	0.00	0.00%
1959	127.18	127.18	127.18	0.00	0.00	0.00	0.00	0.00	0.00	0.00%
1960	159.41	159.41	159.41	0.00	0.00	0.00	0.00	0.00	0.00	0.00%
1961	186.04	186.04	186.04	0.00	0.00	0.00	0.00	0.00	0.00	0.00%
1962	241.49	241.49	241.49	0.00	0.00	0.00	0.00	0.00	0.00	0.00%
1963	254.36	254.36	254.36	0.00	0.00	0.00	0.00	0.00	0.00	0.00%
1964	263.76	263.76	263.76	0.00	0.00	0.00	0.00	0.00	0.00	0.00%
1965	251.39	251.39	251.39	0.00	0.00	0.00	0.00	0.00	0.00	0.00%
1966	277.12	277.12	277.12	0.00	0.00	0.00	0.00	0.00	0.00	0.00%
1967	193.51	193.51	193.51	0.00	0.00	0.00	0.00	0.00	0.00	0.00%
1968	198.44	198.44	198.44	0.00	0.00	0.00	0.00	0.00	0.00	0.00%
1969	185.99	185.99	185.99	0.00	0.00	0.00	0.00	0.00	0.00	0.00%
1970	202.85	202.85	202.85	0.00	0.00	0.00	0.00	0.00	0.00	0.00%
1971	276.13	276.13	276.13	0.00	0.00	0.00	0.00	0.00	0.00	0.00%
1972	271.53	271.53	271.53	0.00	0.00	0.00	0.00	0.00	0.00	0.00%
1973	197.52	197.52	197.52	0.00	0.00	0.00	0.00	0.00	0.00	0.00%
1974	231.14	231.14	231.14	0.00	0.00	0.00	0.00	0.00	0.00	0.00%
1975	781.99	781.99	781.99	0.00	0.00	0.00	0.00	0.00	0.00	0.00%
1976	424.43	424.43	424.43	0.00	0.00	0.00	0.00	0.00	0.00	0.00%
1977	625.70	625.70	625.70	0.00	0.00	0.00	0.00	0.00	0.00	0.00%
1978	695.46	695.46	695.46	0.00	0.00	0.00	0.00	0.00	0.00	0.00%
1979	610.01	600.95	600.95	0.00	0.00	0.00	0.00	0.00	0.00	1.49%
1980	1,068.23	1,038.93	1,038.93	0.00	0.00	0.00	0.00	0.00	0.00	2.74%
1981	1,841.57	1,779.85	1,779.85	0.00	0.00	0.00	0.00	0.00	0.00	3.35%
1982	6,964.87	6,956.07	6,956.07	0.00	0.00	0.00	0.00	0.00	0.00	0.13%
1983	9,828.52	9,828.52	9,828.52	0.00	0.00	0.00	0.00	0.00	0.00	0.00%
1984	26,033.73	18,506.30	18,506.30	0.00	0.00	0.00	0.00	0.00	0.00	28.91%
1985	35,845.67	35,845.67	35,845.67	0.00	0.00	0.00	0.00	0.00	0.00	0.00%
1986	19,313.91	19,247.27	19,247.27	0.00	0.00	0.00	0.00	0.00	0.00	0.35%
1987	16,304.47	16,280.87	16,280.87	0.00	0.00	0.00	0.00	0.00	0.00	0.14%
1988	15,312.48	15,288.48	15,288.48	0.00	0.00	0.00	0.00	0.00	0.00	0.16%
1989	17,038.37	16,886.13	16,886.13	0.00	0.00	0.00	0.00	0.00	0.00	0.89%
1990	18,220.82	18,120.77	18,105.56	15.21	0.00	28.28	6.51	0.00	50.00	0.63%
1991	8,021.06	7,988.29	7,988.29	0.00	0.00	0.00	0.00	0.00	0.00	0.41%
1992	6,031.47	5,985.43	5,985.43	0.00	0.00	0.00	0.00	0.00	0.00	0.76%
1993	26,804.31	26,660.32	26,660.32	0.00	0.00	0.00	0.00	0.00	0.00	0.54%
1994	16,837.32	16,369.72	16,312.56	57.16	0.00	78.88	20.40	0.00	156.44	3.12%
1995	23,959.89	23,610.67	23,610.67	0.00	0.00	0.00	0.00	0.00	0.00	1.46%
1996	25,739.31	24,247.53	24,247.53	0.00	0.00	0.00	0.00	0.00	0.00	5.80%
1997	20,403.42	19,622.60	19,563.08	59.52	0.00	60.70	18.04	0.00	138.26	4.12%
1998	22,140.79	21,289.70	21,289.70	0.00	0.00	0.00	0.00	0.00	0.00	3.84%
1999	30,779.99	27,496.96	27,377.02	0.00	0.00	0.00	0.00	0.00	0.00	11.06%
2000	48,463.58	38,070.54	37,842.07	104.67	0.00	69.09	26.06	0.00	199.82	21.92%
2001	92,247.93	72,823.12	70,542.24	2,157.08	0.00	1,144.74	495.26	0.00	3,797.08	23.53%
2002	95,342.75	65,090.06	60,833.60	4,128.96	0.00	1,702.75	1,166.31	0.00	6,998.02	36.19%

2003	165,585.20	91,049.13	85,520.10	5,401.53	0.00	1,584.43	1,397.16	0.00	8,383.12	48.35%
2004	134,989.07	244,006.44	220,503.85	22,591.64	0.00	3,625.30	3,790.48	0.00	30,007.42	96.41%
TOTAL:	6,892,298.39	851,259.97	815,210.71	34,515.77	0.00	8,294.17	6,920.22	0.00	49,730.16	88.17%
DELINQUENT TOTAL DUE:			\$594,706.86	\$11,924.13	\$0.00	\$4,668.87	\$3,129.74	\$0.00	\$19,722.74	

E. R. Shank
 Tax Collector for BORGES ISD certify that this is a true and correct report of all collections activities for this time period.

Collection Report
Through the Month of July 2005

Year & Period	Percent	Discount On Current	P&I On Current	Delinquent Tax - P&I	Total Transferred	Percent of
Frank Phillips College						
2004 Cuml. Monthly	98.04%		7,877.47	39,904.18	1,067,613.41	100.54%
2003 Cuml. Monthly	0.40%		685.53	2,859.45	7,907.38	0.74%
	95.64%		6,994.05	24,036.90	1,037,488.06	98.59%
	0.95%		1,555.48	1,118.42	12,666.75	1.20%
Borger I.S.D.						
2004 Cuml. Monthly	95.38%		38,048.92	193,509.76	6,121,971.96	100.17%
2004 Cuml. Monthly	0.00%		0.00	100.24	100.24	0.00%
2003 Cuml. Monthly	0.37%		3,625.30	16,593.00	42,809.94	0.70%
2003 Cuml. Monthly	0.00%		0.00	0.00	0.00	0.00%
	96.20%		34,808.70	125,246.69	5,957,083.07	98.85%
	0.92%		8,543.21	6,251.09	70,108.49	1.16%
Sanford I.S.D.						
2004 Cuml. Monthly	94.84%		14,414.69	64,120.14	1,914,281.47	98.89%
2004 Cuml. Monthly	0.00%		0.00	703.18	703.18	0.00%
2003 Cuml. Monthly	0.49%		1,682.15	2,072.47	13,289.57	0.69%
2003 Cuml. Monthly	0.00%		0.00	54.48	54.48	0.00%
	94.44%		13,505.49	71,737.20	1,889,473.13	98.90%
	0.60%		1,988.03	4,648.27	18,047.42	0.94%
Spring Creek I.S.D.						
2004 Cuml. Monthly	96.22%		5,196.92	22,562.66	332,158.60	105.00%
2004 Cuml. Monthly	0.00%		0.00	46.61	46.61	0.00%
2003 Cuml. Monthly	0.00%		0.00	710.29	710.29	0.22%
2003 Cuml. Monthly	0.00%		0.00	14.57	14.57	0.00%
	92.05%		3,497.06	5,170.72	347,890.75	94.41%
	1.83%		1,011.89	168.59	7,908.78	2.15%
City of Borger						
2004 Cuml. Monthly	94.42%	(30,037.23)	18,032.50	66,265.14	1,681,464.47	97.45%
2003 Cuml. Monthly	0.59%	0.00	1,640.19	1,487.01	13,301.89	0.77%
	94.60%	(29,121.34)	14,026.98	41,605.50	1,611,348.78	96.18%
	1.19%	0.00	3,123.26	1,582.04	32,791.37	1.96%
City of Fritch						
2004 Cuml. Monthly	94.64%		2,328.98	9,842.11	271,390.44	99.08%
2003 Cuml. Monthly	0.58%		279.82	382.64	2,257.06	0.82%
	94.26%		2,460.96	15,674.29	274,083.95	100.90%
	0.56%		272.33	377.65	2,162.96	0.80%
Hospital District						
2004 Cuml. Monthly	97.31%		6,319.68	34,131.28	1,516,338.89	98.97%
2003 Cuml. Monthly	0.22%		550.81	3,014.66	6,894.69	0.45%
	97.20%		5,829.06	24,294.53	1,455,561.42	98.28%
	0.45%		1,056.04	1,521.68	9,107.30	0.62%
Totals						
2004 Cuml. Monthly	95.93%	(30,037.23)	90,219.17	431,185.30	12,906,069.27	98.72%
2003 Cuml. Monthly	0.40%	0.00	8,463.60	27,198.57	87,140.07	0.67%
	95.63%	(29,121.34)	81,222.30	307,665.63	12,572,749.16	98.45%
	0.87%	0.00	17,550.24	15,668.74	144,624.65	1.13%