



Billie Pride begins with YOU!

Board of Trustees
Regular Meeting
Monday, May 12, 2014, 7:00 PM
FISD Central Administration Building, 234 Friendship Lane

MISSION STATEMENT:
Inspiring Excellence

GOALS:

- *Excite students to reach their full educational potential.*
- *Exercise fiscal responsibility.*
- *Recruit and maintain a quality teacher core.*
- *Strengthen the vocational/technical programs.*
- *Encourage involvement of the parents and community members.*
- *Promote a high level of ethical behavior.*
- *Provide inviting, safe, well-maintained school facilities*

AGENDA ITEMS

1. Call to Order

2. Invocation:

Leola Mills

Pledge to the US Flag
and Texas Flag:

Mark Cornett

Pledge to the Texas Flag:
thee,

Honor the Texas flag; I pledge allegiance to

Texas, one state under God, one and

indivisible.

Mission Statement & Goals: Kay Stech

A. Mission Statement and Goals

MISSION STATEMENT: Inspiring Excellence

GOALS:

Excite students to reach their full educational potential.

Exercise fiscal responsibility.

Recruit and maintain a quality teacher core.

Strengthen the vocational/technical programs.

Encourage involvement of the parents and community members.

Promote a high level of ethical behavior.

Provide inviting, safe, well-maintained school facilities.

3. Awards and Special Recognition

A. Recognition	
B. Billie Pride Award	
4. Public Comments	
5. Consideration and Approval of Consent Agenda Items:	
A. Minutes of April 14 meeting	4
B. Minutes from the May 1 Special Meeting	7
C. General Fund Statement of Revenues and Expenditures	8
D. General Fund- Budget Amendments	9
E. General Fund- Fund Balance	10
F. School Nutrition Fund- Statement of Revenues and Expenditures	11
G. Debt Service Fund- Statement of Revenues and Expenditures	12
H. Local Capital Projects Fund- Statement of Revenues and Expenditures	13
I. Bond Capital Projects Fund- Statement of Revenues and Expenditures	14
J. Bond Detail Report	15
K. Other Non-Major Governmental Funds- Budgeted Revenues and Actual Expenditures	17
L. Tax Collection Report	18
M. Investment Report	19
6. New Business: Action/Discussion Items	
A. Consideration and action, if any for approval to seek waiver from TEA for Timeline for Accelerated Instruction.	21
B. Discussion: Pre-K Program Research Presenter: Lori Maxcey	22
C. Discussion: Athletic Update Presenter: Lance Moffett	25
D. Discussion: Ag Update Presenter: Patrick Padgett	
E. Discussion: Texas Tech Teacher Fast Track Program Update Presenter: Dr. Kelly Fox	
7. Superintendent's Report	
A. Enrollment/Attendance Update	
B. Board Retreat	
C. Graduation	
D. Academic Awards Banquet	
E. Budget Process	

8. Assistant Superintendent's Report	
A. Operations and Personnel	50
B. Business Office	
C. Curriculum and Instruction	
1. Summer School Update	54
9. Board Business	
A. Dates of Interest	55
10. Executive Session if during the course of the meeting, discussion of any item on the agenda should be held in a meeting, the board will conduct a closed meeting in accordance with the Texas Open Meetings Act., Tex. Gov't Code, Chapter 551 Subchapters D and E.	
A. Personnel: Consider Employment, Resignations, Extended Leaves, additional Positions and Other Personnel Matters	56
11. Return to Open Session	
12. CONSIDERATION AND ACTION, if any, resulting from executive session	
A. Personnel: Consideration and action if any upon Employment, Resignations, Extended Leaves, Additional Positions and Other Personnel Matters	
13. Adjourn	



Dr. Eric Wright
Superintendent of Schools

FISD BOARD OF TRUSTEES
Minutes
 April 14, 2014
 Regular Board Meeting 7:00 p.m.
 FISD Central Administration Office
 234 Friendship Lane, Fredericksburg



Inspiring Excellence

Board Members Present:	Board Members Absent:
Lorrie Hess, President Leola Mills, Vice President Mark Cornett, Secretary Jerry W. Durst Dale Geistweidt Kay Stech Dave Campbell	

ITEM #1. CALL TO ORDER

The Board of Trustees of the Fredericksburg I.S.D., County of Gillespie, District No. 086901 met on Monday, April 14, 2014 at the FISD Central Administration Office. A quorum was met. President Lorrie Hess called the regular meeting to order at 7:00 p.m.

ITEM #2. INVOCATION, PLEDGE, MISSION STATEMENT

Mark Cornett gave the invocation; Jerry Durst led the pledge to the U.S. Flag and the Texas Flag; and Leola Mills read the Mission Statement and Goals.

ITEM #3. AWARDS AND SPECIAL RECOGNITIONS

Kerinne Herber was recognized as a future school board member.

ITEM #4. PUBLIC COMMENTS

There were no Public Comments.

ITEM #5. CONSENT AGENDA ITEMS

Dale Geistweidt moved and Jerry Durst seconded that the following Consent Agenda Items be approved. Motion passed 7 – 0.

- Minutes of March 17 meeting
- Local Policy Update 99
- General Fund Statement of Revenues and Expenditures
- Budget Amendments
- Fund Balance
- School Nutrition Fund- Statement of Revenues and Expenditures
- Debt Service Fund- Statement of Revenues and Expenditures
- Local Capital Projects Fund – Statement of Revenues and Expenditures
- Bond Capital Projects Fund- Statement of Revenues and Expenditures
- Bond Detail Report
- Other Non-Major Governmental Funds- Budgeted Revenues and Actual Expenditures
- Tax Collection Report
- Investment Balances Financial Report

ITEM #6. NEW BUSINESS ACTION/DISCUSSION ITEMS

A. Discussion: John Rauschuber

Our Fisd Band program begins in sixth grade and continues until twelfth grade. The band competes in various competitions held throughout the year. The Band Spring concert will be held on May 6 for FMS and May 7 for FHS. Our high school band has been nominated to play at the Texas Capitol in February 2015. Mr. Rauschuber plans to ask the FHS Choir to accompany thus showcasing the FHS Fine Arts.

Consideration and action for the approval of the Stadium Project Vendor.

The Mid-America Company was awarded the bid at 1, 345,565.00 for the stadium project. Dale Geistweidt made the motion to approve the bid and Kay Stech seconded. The motion passed 7-0.

B. Consideration and action for the approval of the Adams Street Project with the City of Fredericksburg for FPS parking and sidewalk addition not to exceed \$50,000

Mark Cornett met with the City of Fredericksburg on the parking situation at FPS. The City will widen the street and we will build the sidewalk and the curb. This will give us the opportunity for a new parking lot and will ease the parking situation at FPS. The motion to approve the Adams Street Project was made by Dave Campbell and seconded by Leola Mills. The motion passed 7-0.

ITEM #7. Superintendent's Report

A. Superintendent's Report

- The current enrollment and current student attendance percentage was given to the board.
- The work is continuing with the Hill County CTE Consortium which includes: Llano, Comfort, Harper, Blanco, Johnson City and Fredericksburg. We will be meeting with Kerrville which has also expressed an interest in joining our group. The current higher learning entities that we are looking at are: Alamo, Central and ACC colleges. We want to have this program in place in a year and a half.
- Dr. Wright attended his first "burn" with the rocket class.
- We will have a noon board meeting on May 1st to approve bids for the AG facility and the FMS HVAC. Lunch will be provided for the board.

ITEM #8 Assistant Superintendent Reports

A. Operations and Personnel

- Secondary Staffing presentation for FMS and FHS was given by Donnie Finn.
- Donnie reviewed the current openings for Fisd.
- An Operations Calendar was presented.

Curriculum and Instruction

- Next week will be the beginning of the last six weeks.
- May 14th is the All A Banquet
- May 7th is the Teacher of the Year reception.
- E-rate reimbursement for the FY 14-15 will be \$113,000

- Summer School for this summer will include two ESL classrooms, one for PK and the other for Kindergarten. There is no bus service.
- Our student testing went very smoothly.

ITEM #9. BOARD BUSINESS

- The calendar of events was reviewed. The Fair Association will allow us to use the Grandstands area on June 6th for FHS Graduation. This site will fare better than the stadium which will be in construction mode. We want to thank the Fair Association for allowing us to use the Grandstands area. Mr. Halderman will get the word out to the parents. We will use social media to get information to parents also. Dr. Wright and Mr. Halderman will fine tune an insert to be provided to seniors for their graduation invitations with the new venue.
- The next regular Board meeting will be held on Monday, May 12, 2014, at 7:00 p.m. in the Central Office Administration Building located at 234 Friendship Lane, Fredericksburg.

ITEM #10. EXECUTIVE SESSION *The board went in to closed session at 8:35 p.m.*

ITEM #11 *The board returned to Open Session at 9:46 p.m.*

ITEM #12 Consideration and action, if any, resulting from executive session.

A. Consideration and action if any upon Employment, Resignations, Extended Leaves, Additional Positions and Other Personnel Matters:

The motion to hire the four new employees was made by Kay Stech and Dale Geistweidt seconded. The motion passed 7-0.

B. Consideration and action, on Teacher, Librarian, Counselor, Diagnostician, and School Nurse Contracts:

The motion to renew the teacher contracts as presented was made by Dave Campbell and seconded by Leola Mills. The motion passed 7-0.

C. Consideration and action, if any, upon Termination of Probationary Teacher Contracts:
No action required.

D. Consideration of Superintendent's Recommendation regarding Employment and Contract status of Administrative Professional Personnel, including Campus Principals:

The motion to renew the administrator contracts as presented was made by Kay Stech and seconded by Dale Geistweidt. The motion passed 7-0.

ITEM #13 Adjourn: The motion to close the meeting was made by Kay Stech and seconded by Jerry Durst. There being no further business, the meeting was adjourned at 9:51 p.m.

Lorrie A. Hess, President
Board of Trustees

Mark Cornett, Secretary
Board of Trustees

FISD BOARD OF TRUSTEES
Minutes
 May 1, 2014
 Special Board Meeting 12:00 noon
 FISD Central Administration Office
 234 Friendship Lane, Fredericksburg



Inspiring Excellence

Board Members Present:	Board Members Absent:
Lorrie Hess, President Leola Mills, Vice President Mark Cornett, Secretary Jerry W. Durst Dale Geistweidt Kay Stech Dave Campbell	

ITEM #1. CALL TO ORDER

The Board of Trustees of the Fredericksburg I.S.D., County of Gillespie, District No. 086901 met on Thursday, May 1, 2014 at the FISD Central Administration Office. A quorum was met. President Lorrie Hess called the regular meeting to order at 12:07 p.m.

ITEM #2. INVOCATION, PLEDGE, MISSION STATEMENT

Jerry Durst gave the invocation; Dale Geistweidt led the pledge to the U.S. Flag and the Texas Flag; and Lorrie Hess read the Mission Statement and Goals.

ITEM #3. NEW BUSINESS ACTION/DISCUSSION ITEMS

- A. Consideration and action, if any, upon the awarding of a qualified bidder/selection of a contractor for the FMS HVAC project and the FHS New Ag Facility project.

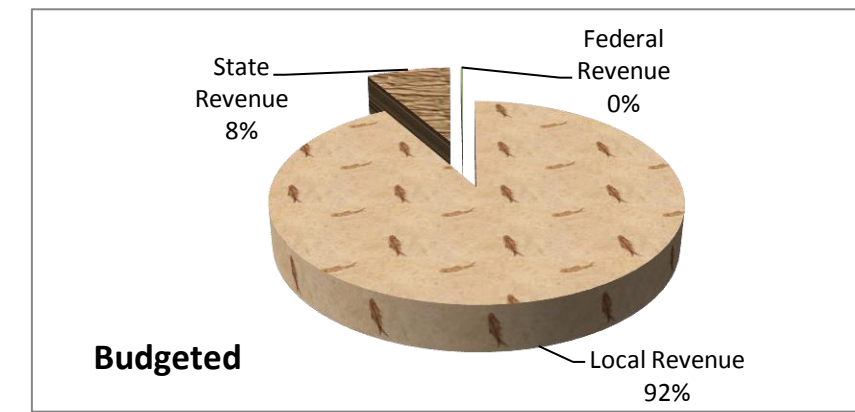
The Huser Company was awarded the bid for the new Ag Facility and the FMS HVAC project totaling a base bid of 3 million and an alternative bid of 698,000 for a total of \$3,698,000. Dale Geistweidt made the motion to approve the bid and Jerry Durst seconded. The motion passed 7-0.

The meeting adjourned at 12:20 p.m.

Lorrie A. Hess, President
 Board of Trustees

Mark Cornett, Secretary
 Board of Trustees

**Fredericksburg Independent School District
General Fund 199
Statement of Revenues and Expenditures
FY 2013 - 2014 Budget and Actual
at April 30, 2014**



Percent of Fiscal Year Completed:	83 %
Percent of School Year Completed:	86 %

BUDGET SUMMARY

ACTUAL TO DATE

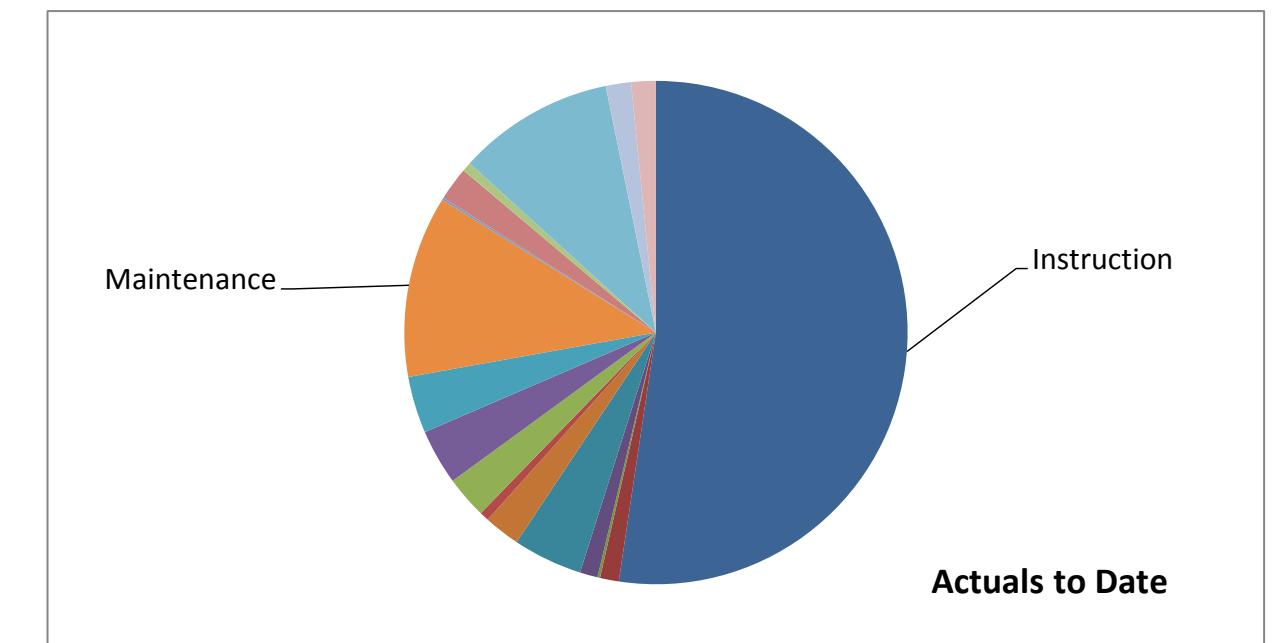
Object Code	Revenues	Beginning Budget	FY 13/14 Budget at end of Mar	Budget Change To Date at end of Mar	FY 13/14 Budget at end of Apr	Budget Change To Date at end of Apr	April Budget Changes	Revenue Received To Date at end of Apr	Per Enrolled 2934	%	Balance To Receive at end of Apr	%
5700	Local Revenue	\$ 27,989,321	\$ 28,001,312	\$ 11,991	\$ 28,007,522	\$ 18,201	\$ 6,210	\$ 25,757,204	\$8,779	92%	\$ 2,250,318	8%
5800	State Revenue	2,470,947	3,128,296	657,349	3,128,296	657,349	-	2,671,003	910	1	457,293	15%
5900	Federal Revenue	60,000	60,000	-	60,000	-	-	49,709	17	1	10,291	17%
	Total Revenue	\$ 30,520,268	\$ 31,189,608	\$ 669,340	\$ 31,195,818	\$ 675,550	\$ 6,210	\$ 28,477,916	\$9,706	91%	\$ 2,717,902	9%
7900	Operating Transfer In	-	-	-	-	-	-	-	\$0	-	-	n/a
	Total Revenue and Operating Transfer In	\$ 30,520,268	\$ 31,189,608	\$ 669,340	\$ 31,195,818	\$ 675,550	\$ 6,210	\$ 28,477,916	\$9,706	91%	\$ 2,717,902	9%

Function Code	Expenditures	Beginning Budget	FY 13/14 Budget at end of Mar	Budget Change To Date at end of Mar	FY 13/14 Budget at end of Apr	Budget Change To Date at end of Apr	April Budget Changes	Expenditures To Date at end of Apr	Per Enrolled 2934	%	Balance To Expend at end of Apr	%
11	Instruction	\$ 15,500,786	\$ 15,390,376	\$ (110,410)	\$ 15,387,206	\$ (113,580)	\$ (3,170)	\$ 12,189,429	\$4,155	79%	\$ 3,197,777	21%
12	Instructional Resources & Media Services	415,598	414,803	(795)	414,803	(795)	-	281,209	\$96	68%	\$ 133,594	32%
13	Curriculum & Instructional Staff Development	132,326	136,583	4,257	133,493	1,167	(3,090)	39,486	\$13	30%	\$ 94,007	70%
21	Instructional Leadership	331,799	331,644	(155)	332,297	498	653	265,242	\$90	80%	\$ 67,055	20%
23	School Leadership	1,415,933	1,418,122	2,189	1,418,522	2,589	400	1,038,815	\$354	73%	\$ 379,707	27%
31	Guidance & Counseling Services	816,206	815,371	(835)	814,718	(1,488)	(653)	539,711	\$184	66%	\$ 275,007	34%
32	Social Work Services	-	-	-	-	-	-	-	\$0	n/a	\$ -	n/a
33	Health Services	221,391	221,551	160	221,551	160	-	139,391	\$48	63%	\$ 82,160	37%
34	Pupil Transportation	1,224,295	1,219,295	(5,000)	1,219,295	(5,000)	-	631,757	\$215	52%	\$ 587,538	48%
36	Co-Curricular Activities	1,231,524	1,263,353	31,829	1,271,404	39,880	8,051	827,933	\$282	65%	\$ 443,471	35%
41	General Administration	1,168,915	1,186,525	17,610	1,186,525	17,610	-	848,839	\$289	72%	\$ 337,686	28%
51	Plant Maintenance	3,583,596	3,654,301	70,705	3,654,310	70,714	9	2,717,127	\$926	74%	\$ 937,183	26%
52	Security & Monitoring Services	40,500	40,500	-	40,500	-	-	34,570	\$12	85%	\$ 5,930	15%
53	Data Processing Services	683,925	718,461	34,536	722,471	38,546	4,010	498,994	\$170	69%	\$ 223,477	31%
61	Community Education	262,616	263,116	500	263,116	500	-	137,739	\$47	52%	\$ 125,377	48%
81	Facilities Acquisition and Construction	-	-	-	-	-	-	-	\$0	n/a	\$ -	n/a
91	Chapter 41 Payment	4,961,158	5,618,507	657,349	5,618,507	657,349	-	2,343,648	\$799	42%	\$ 3,274,859	58%
92	Chapter 41 Incremental Costs	129,500	129,500	-	129,500	-	-	2,500	\$1	2%	\$ 127,000	98%
93	Shared Service Arrangement	540,000	540,000	-	540,000	-	-	374,925	\$128	69%	\$ 165,075	31%
99	Inter-Governmental Charges	500,000	500,000	-	500,000	-	-	368,008	\$125	74%	\$ 131,992	26%
	Total Expenditures	\$ 33,160,068	\$ 33,862,008	\$ 701,940	\$ 33,868,218	\$ 708,150	\$ 6,210	\$ 23,279,320	\$7,934	69%	\$ 10,588,898	31%
00-8911	Operating Transfer Out	-	-	-	-	-	-	-	\$0	n/a	\$ -	n/a
	Total Expenditures & Operating Transfers Out	\$ 33,160,068	\$ 33,862,008	\$ 701,940	\$ 33,868,218	\$ 708,150	\$ 6,210	\$ 23,279,320	\$7,934	69%	\$ 10,588,898	31%
	Revenues - Expenditures	\$ (2,639,800)	\$ (2,672,400)	\$ (32,600)	\$ (2,672,400)	\$ (32,600)	\$ -					

FUND BALANCE

Fund Balance 07-01-13	\$ 10,628,880	\$ 10,540,280	\$ 12,180,701
Estimated amount expected not to be used		2,300,000	2,850,000
Estimated Amount to move to Capital Projects			
Budgeted Revenues - Expenditures	(2,639,800)	(2,672,400)	(2,672,400)
Estimated Fund Balance 06-30-14	\$ 7,989,080	\$ 10,167,880	\$ 12,358,301

Nonspendable Fund Balance for Inventory at Year End & prepaids	\$ 44,498	\$ 44,498
Assigned for future raises & decline in fb & Cap Proj & Others	\$ 1,000,000	\$ 4,639,800
Assigned for adj to state funds for Ch 41 payment	\$ -	\$ -
Cash flow for 2 months cash disbursements	\$ 4,579,002	\$ 4,794,408
Remaining unassigned	\$ 4,544,380	\$ 2,879,595



EXPENDITURE OBJECT CODE SUMMARY

Object Code	Beginning Budget	FY 13/14 Budget at end of Mar	Budget Change To Date at end of Mar	FY 13/14 Budget at end of Apr	Budget Change To Date at end of Apr	April Budget Changes	Revenue Received To Date at end of Apr	Per Enrolled 2934	%	Balance To Receive at end of Apr	%
6100	Salaries and Benefits	\$ 21,998,146	\$ 21,863,573	\$ (134,573)	\$ 21,856,625	\$ (141,521)	\$ 17,260,146	\$5,883	79%	\$ 4,596,479	21%
6200	Contracted Services	2,601,638	2,665,859	64,221	2,655,672	54,034	1,786,323	\$609	67%	\$ 869,349	33%
6300	Supplies and Materials	2,095,769	2,167,734	71,965	2,179,378	83,609	1,101,656	\$375	51%	\$ 1,077,722	49%
6400	Miscellaneous Operating Expenses	6,436,015	7,086,792	650,777	7,098,493	662,478	3,069,542	\$1,046	43%	\$ 4,028,951	57%
6600	Capital Outlay	28,500	78,050	49,550	78,050	49,550	61,653	\$21	79%	\$ 16,397	21%
8900	Operating Transfer Out	-	-	-	-	-	-	\$0	n/a	\$ -	n/a
TOTAL	\$ 33,160,068	\$ 33,862,008	\$ 701,940	\$ 33,868,218	\$ 708,150	\$ 6,210	\$ 23,279,320	\$7,934	69%	\$ 10,588,898	31%

Fredericksburg Independent School District
General Fund 199
Budget Amendments **2013/2014**
April 30, 2014



GENERAL OPERATING FUND - CHANGES TO FUND BALANCE

AMOUNT	TRANSFER TO ACCOUNT CODE	TRANSFER FROM ACCOUNT CODE	ACCOUNT DESCRIPTION
--------	--------------------------	----------------------------	---------------------

-			Budget Transfer #
---	--	--	-------------------

Purpose:

GENERAL OPERATING FUND - NO CHANGE TO FUND BALANCE

The amendments below transfer funds between functional categories or increase both revenues and appropriations, but do not change the fund balance.

AMOUNT	TRANSFER TO ACCOUNT CODE	TRANSFER FROM ACCOUNT CODE	ACCOUNT DESCRIPTION
--------	--------------------------	----------------------------	---------------------

6,201	199-00-5744-62-001-400		Revenue-Gifts-Ag Science
6,201	199-36-6412-62-001-422		High School-Student Travel-Ag Science
-			Budget Transfer # 4-001

Purpose: Increase the Ag travel budget for donation recording for the Washington Leadership Conference

(900)		199-13-6411-00-041-411	Middle School-Employee Travel-Staff Development
900	199-23-6411-00-041-499		Middle School-Employee Travel-School Leadership
-			Budget Transfer # 4-011

Purpose: Transfer funds to TASSP conference

(4,010)		199-11-6249-46-999-411-444	District-Maintenance Software Support
4,010	199-53-6249-46-829-411-444		Technology-Maintenance/Repair
-			Budget Transfer # 4-013

Purpose: Correct coding for Microsoft Server Licensing Renewals

9	199-00-5749-MB-831-400		Revenue-Maintenance Dept Drink Commissions
9	199-51-6399-MB-831-499		Maintenance-General Supplies (from Commissions)
-			Budget Transfer # 4-028

Purpose: Increase budget for Maint. Dept. drink machine commissions

(500)		199-23-6411-00-041-499	Middle School-Employee Travel-School Leadership
500	199-13-6411-00-041-411		Middle School-Employee Travel-Staff Development
-			Budget Transfer # 4-042

Purpose: Transfer funds for site visit at Barrientes Middle School-Edinburg, TX

(1,200)		199-13-6411-21-041-411	Middle School-Employee Travel-Science
1,200	199-11-6412-00-041-411		Middle School-Student Travel-Science
-			Budget Transfer # 4-043

Purpose: Transfer funds for grade level field trips

(450)		199-11-6299-61-001-422	High School-Contacted Services-Principles of Technology
(1,240)		199-13-6411-61-001-422	High School-Employee Travel-Principles of Technology
2,190	199-11-6399-61-001-422		High School-General Supplies-Principles of Technology
(750)		199-11-6119-00-001-411	High School-Salary-Professional Employee
500	199-11-6269-61-001-422		High School-Rentals-Gas Cylinder-Principles of Technology
(250)		199-13-6411-61-001-422	High School-Employee Travel-Principles of Technology
-			Budget Transfer # 4-051

Purpose: To cover additional gas usage

(1,400)		199-36-6299-07-041-499	Middle School-Contracted Services-Band
(500)		199-36-6499-07-041-499	Middle School-Misc. Operating Expenses-Band
(1,850)		199-11-6399-07-041-411	Middle School-General Supplies-Band
3,750	199-36-6412-07-041-499		Middle School-Student Travel-Band
-			Budget Transfer # 4-072

Purpose: To cover funds needed for middle school travel for remainder of year

(653)		199-31-6398-00-828-424-444	Curriculum-Computer Software/Licenses-Guidance & Counseling
653	199-21-6398-00-828-499-444		Curriculum-Computer Software/Licenses-Instructional Leadership
-			Budget Transfer # 4-082

Purpose: To correct code

FREDERICKSBURG INDEPENDENT SCHOOL DISTRICT
General Fund 199 Fund Balance
as of 4/30/2014



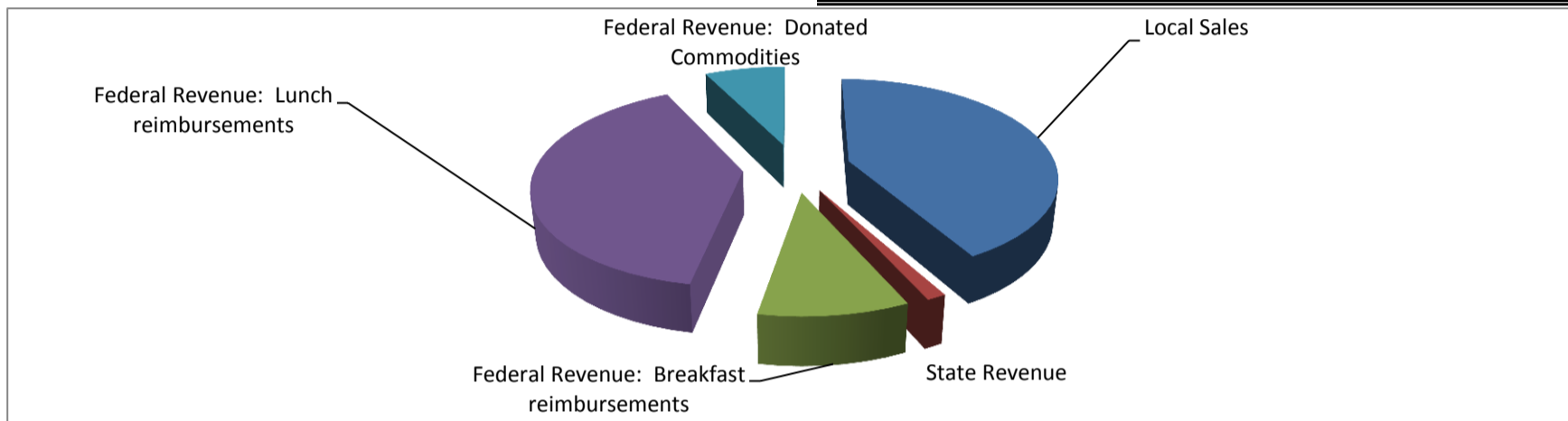
Total Fund Balance 06/30/13		Audited	\$ 12,180,701
Add: Budgeted Revenues 2013/2014		\$ 31,195,818	
Less: Budgeted Expenditures 2013/2014		\$ (33,868,218)	
Budgeted decrease to Fund Balance for 2013/2014			\$ (2,672,400)
Add: Budgeted Expenditures not expected to be spent by year end			
Payroll	6100s	\$ 1,100,000	
Contracted Services	6200s	\$ 275,000	
Supplies and Materials	6300s	\$ 500,000	
Travel, Fees, Dues, Misc., Ch 41 Recapture	6400s	\$ 975,000	
Capital Outlay	6600s	\$ -	
Operating Transfer to Capital Projects	6600s	\$ -	
Total savings from budgeted expenditures			\$ 2,850,000
Expected net increase (decrease) to Fund Balance for 2013/2014			\$ 177,600
Less: Moved to Capital Projects Fund from prior fiscal year			\$ -
Less: Estimated excess to move to Capital Projects Fund	8xxx		\$ -
Estimated Fund Balance at 6/30/14	(in months)	5.16	12,358,301
Fund Balance Breakdown:			
Investment in Inventories	Nonspendable		\$ 44,498
Prepays from prior fiscal year	Nonspendable		\$ -
Amounts committed by board	Committed		\$ -
Future raises	Assigned		\$ 1,000,000
Adjustment to State Funds due to prior year Ch 41	Assigned		\$ -
Budgeted decrease to fund balance	Assigned		\$ 2,639,800
High School Allotment balance to set up	Assigned		\$ -
High School Allotment new year amt not yet budgeted	Assigned		\$ -
Health Insurance Run-offs - Wellness Program	Assigned		\$ -
Capital Projects Fund Transfer	Assigned		\$ 1,000,000
Estimated 2 Months Cash Disbursements for Cash Flow	Unassigned		\$ 4,794,408
Unassigned balance remaining	Unassigned		\$ 2,879,595
Estimated Fund Balance at 6/30/14	(in months)	5.16	\$ 12,358,301

**Fredericksburg Independent School District
 School Nutrition Fund 240
 Statement of Revenues and Expenditures
 Budget & Actual Fiscal Year 2013/2014
 At 4/30/14**



REVENUE

Object Code	Revenue	Actual %	Budget	Actual	% of Budget	% of Year	Snapshot Per Enrolled 2934
5700	Local Sales	42%	\$ 571,594	\$ 541,360	95%	83%	
5800	State Revenue	1%	\$ 21,556	\$ 16,556	77%	83%	
5921	Federal Revenue: Breakfast reimbursements	10%	\$ 173,040	\$ 125,484	73%	83%	
5922	Federal Revenue: Lunch reimbursements	40%	\$ 660,000	\$ 514,239	78%	83%	
5923	Federal Revenue: Donated Commodities	7%	\$ 95,954	\$ 95,190	99%	83%	
	Indirect Revenue to Fund 199 est	0%	\$ -	\$ -	n/a	83%	
Total Revenue		100%	\$ 1,522,144	\$ 1,292,829	85%	83%	\$ 518.79



EXPENDITURES

Object Code	Expenditure	Actual %	Budget	Actual	% of Budget	% of Year	Per Enrolled 2934
6100	Payroll Costs	43%	\$ 641,150	\$ 415,595	65%	83%	
6200	Contracted Services - Function 35	1%	\$ 19,365	\$ 7,184	37%	83%	
6200	Contracted Services - Function 51	0%	\$ -	\$ -	n/a	83%	
6341	Supplies & Materials: Food	41%	\$ 595,000	\$ 393,560	66%	83%	
6342	Supplies & Materials: Non-Food	4%	\$ 67,500	\$ 34,082	50%	83%	
6344	Supplies & Materials: Donated Commodities	10%	\$ 95,954	\$ 95,190	99%	83%	
63xx	Supplies & Materials: Other	1%	\$ 85,000	\$ 12,414	15%	83%	
6400	Other Operating Expenses	1%	\$ 11,100	\$ 7,019	63%	83%	
6600	Capital Outlay	0%	\$ 7,075	\$ -	0%	83%	
Total Expenditures		100%	\$ 1,522,144	\$ 965,044	63%	83%	\$ 518.79

Change in Fund Balance to date

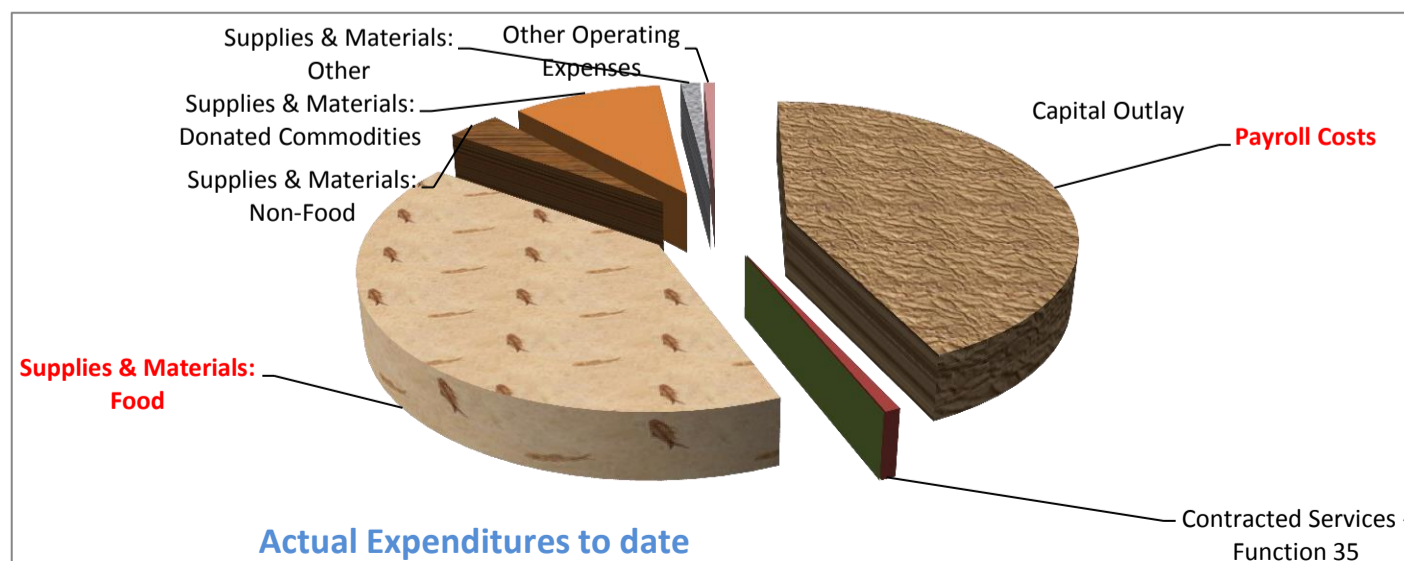
\$ - \$ 327,785

Prior Year Fund Balance

\$ 409,314

Anticipated Fund Balance at year end

\$ 409,314



**Fredericksburg Independent School District
 Debt Service Fund 599
 Statement of Revenues and Expenditures
 Budget and Actual FY 2013/14
 At 4/30/14**



REVENUE

Object Code	Revenue	Budget	Actual	% of Budget	% of Year	Per Enrolled 2934
5700	Local Revenue	\$ 2,640,014	\$ 2,590,651	98%	83%	
5800	State Revenue	\$ -	-	0%	83%	
7900	Other Resources - Bond Issuance Costs	\$ -	-	0%	83%	
Total Revenue		\$ 2,640,014	\$ 2,590,651	98%	83%	\$ 899.80

EXPENDITURES

Object Code	Expenditure	Budget	Actual	% of Budget	% of Year	Per Enrolled 2934
6511	Debt Service Principal	\$ 1,935,000	\$ 1,935,000	100%	83%	
6521	Debt Service Interest	\$ 517,065	517,065	100%	83%	
6524	Debt Service - Bond Issuance Costs	\$ -	-	n/a	83%	
6599	Debt Service Fees	\$ 4,500	-	0%	83%	
Total Expenditures - Function 71		\$ 2,456,565	\$ 2,452,065	100%	83%	\$ 837.28

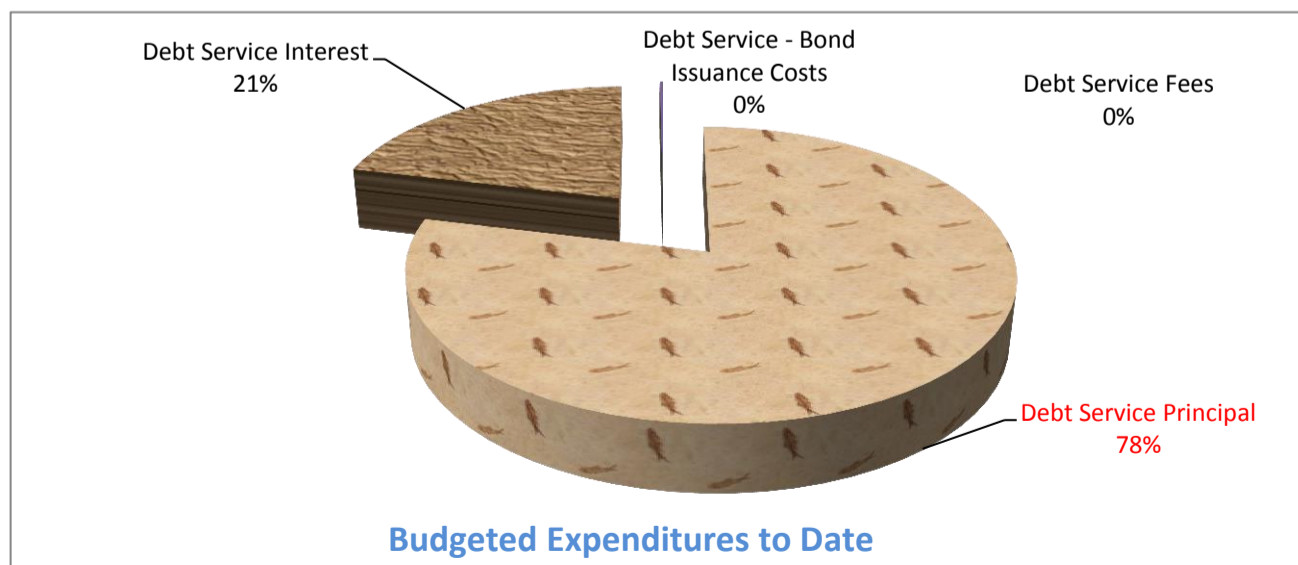
Net Change in Fund Balance

\$ 183,449	\$ 138,586
-------------------	-------------------

Fund Balance at 6/30/13	\$ 2,261,074
FY Revenues anticipated	\$ 2,640,014
FY Expenditures anticipated	\$ (2,456,565)
Fund Balance at 6/30/14 Estimated	\$ 2,444,523

Notes

Debt Service payments are made in late January and are due on 2/1 and 2/15 (principal and interest) and in late July and are due on 8/1 and 15 (interest only) each year.



**Fredericksburg Independent School District
Local Capital Projects Fund 690
Statement of Revenues and Expenditures
Budget and Actual FY 2013/14
At 4/30/14**



REVENUE

Object Code	Revenue	Budget	Actual	% of Budget	% of Year
5742	Revenue-Interest	\$ 14,800	\$ 10,027	68%	83%
5745	Revenue-Insurance Recovery-FES roof	\$ 800,000	\$ 826,721	103%	83%
7915	Operating Transfer In	-	-	n/a	83%
Total Revenue		\$ 814,800	\$ 836,748	103%	83%

EXPENDITURES

Object Code	Expenditure	Budget	Actual	% of Budget	% of Year
62xx	Contracted Services	\$ 15,000	\$ 14,443	96%	83%
63xx	Supplies	300,000	264,536	88%	83%
64xx	Misc Exp	-	-	n/a	83%
66xx	Capital Projects	6,320,328	822,032	13%	83%
Total Expenditures -		\$ 6,635,328	\$ 1,101,011	17%	83%

Change in Fund Balance **\$ (5,820,528)** **\$ (264,263)**

Fund Balance at beginning of year	\$ 9,661,762
Revenues	\$ 836,748
Expenditures	\$ (1,101,011)
Transfer from General Fund	\$ -
Projects Budgeted for	\$ (5,529,317)
Projects still in process at year end	\$ 3,200,000
Anticipated Fund Balance at end of year	<u><u>\$ 7,068,183</u></u>

Previous Year Revenues and Expenditures	Revenues	Expenditures	Planned/ Encumbered	Balance
2009/2010	\$ 8,000,000	\$ 1,074,099		
2010/2011	\$ 6,932	\$ 183,137		
2011/2012	\$ 2,015,579	\$ 62,623		
2012/2013	\$ 12,843	\$ 53,733		
2013/2014 to date	\$ 836,748	\$ 1,101,011	\$ 5,529,317	\$ 3,868,183
	<u><u>\$ 10,872,102</u></u>	<u><u>\$ 2,474,602</u></u>	<u><u>\$ 5,529,317</u></u>	<u><u>\$ 3,868,183</u></u>

Planned and in process expenditures:

Bus - Special Ed	\$ 91,779
FES - Playground equip (was in bond - on hold)	\$ 24,150
Staff tablets (balance after 250 plus dock stations)	\$ 35,464
FES Walk in Freezer/Refrigerator replacement	\$ 65,000
Effluent Water Project	\$ 100,000
FPS Sidewalk - South Adams	\$ 50,000
FMS HVAC	\$ 1,934,000
FHS Ag Facility	\$ 1,616,400
FHS Stadium turf/track	\$ 1,345,565
FHS Stadium bleachers/entrance/press box/flag pole	\$ 254,435
FES Fire Alarm system (replace old)	\$ 12,000
Misc adjs	\$ 524
	<u><u>\$ 5,529,317</u></u>

Planned but not definitive/approved future projects:

FHS and FMS students tablets	2014 - 2020	\$ 1,225,000
		<u><u>\$ 1,225,000</u></u>

Anticipated Fund Balance after all planned projects \$ 2,643,183

**Fredericksburg Independent School District
 Bond Capital Projects Fund 695
 Statement of Revenues and Expenditures
 Budget and Actual
 FY 2013/14 at 4/30/14**



REVENUE

Object Code	Revenue	Budget	Actual	% of Budget	% of Year
5742	Revenue-Interest	\$ 920	\$ 861	94%	83%
7915	Operating Transfer In	-	-	n/a	83%
Total Revenue		\$ 920	\$ 861	94%	83%

EXPENDITURES

Object Code	Expenditure	Budget	Actual	% of Budget	% of Year
62xx	Contracted Services	\$ 58,331	\$ 58,331	100%	83%
63xx	Supplies	55,973	55,973	100%	83%
64xx	Misc Exp	-	-	n/a	83%
66xx	Capital Projects	979,286	887,081	91%	83%
Total Expenditures -		\$ 1,093,590	\$ 1,001,385	92%	83%

Change to Fund Balance **\$ (1,092,670)** **\$ (1,000,524)**

Fund Balance at beginning of year \$ 1,092,671


Anticipated Fund Balance at end of year \$ -

Summary of Revenue and Expenditures		Revenue	Expenditures	Planned/ Encumbered	Balance
2010/2011	audited	\$ 9,893,617	\$ 2,198,678		
2011/2012	audited	\$ 15,031	\$ 4,737,359		
2012/2013	audited	\$ 3,222	\$ 1,883,162		
2013/2014	to date	\$ 861	\$ 1,001,385	\$ 82,821	\$ 8,465
		<u>\$ 9,912,731</u>	<u>\$ 9,820,585</u>	<u>\$ 82,821</u>	<u>\$ 8,465</u>

Planned and in process expenditures:

Technology	\$ 61,136
ROTC Building remaining	\$ 21,685
misc timing adj, interest, etc	
	<u>\$ 82,821</u>

FISD
2011 Bond Details Fund 695
As of 4/30/14



CONTRACTOR			In Process	Nearly Complete	Cost Estimate	Paid To Date	Remaining	
High School								
	Cafeteria Refurbish	COMPLETED	X	X	\$ 538,420.00	\$ -	\$ 538,420.00	
	Science Labs in Main Building renovation	COMPLETED	X	X	\$ 332,000.00	\$ -	\$ 332,000.00	
	Gym Dressing Room Refurbish	COMPLETED	X	X	\$ 377,568.00	\$ -	\$ 377,568.00	
	Vocational Building Roof	COMPLETED	X	X	\$ 310,000.00	\$ -	\$ 310,000.00	
	Softball Dressing Area	COMPLETED	X	X	\$ 200,000.00	\$ -	\$ 200,000.00	
	Downstairs Moisture Seepage Repair	COMPLETED	X	X	\$ 174,000.00	\$ -	\$ 174,000.00	
	Vocational Building Electrical Upgrade	COMPLETED	X	X	\$ 110,800.00	\$ -	\$ 110,800.00	
	Transformer for High School replace	COMPLETED	X	X	\$ 213,626.00	\$ -	\$ 213,626.00	
	Life Skills Class renovation	COMPLETED	X	X	\$ 108,930.00	\$ -	\$ 108,930.00	
	Band Hall Concrete Loading Area	COMPLETED	X	X	\$ 4,600.00	\$ -	\$ 4,600.00	
Middle School								
	HVAC Units at 100 Building replace	COMPLETED	X	X	\$ 399,000.00	\$ -	\$ 399,000.00	
	Main Gym A/C	COMPLETED	X	X	\$ 253,000.00	\$ -	\$ 253,000.00	
	Girls Athletic Dressing Room refurbish	COMPLETED	X	X	\$ 198,000.00	\$ -	\$ 198,000.00	
	400 Building Roof replacement	COMPLETED	X	X	\$ 186,760.00	\$ -	\$ 186,760.00	
	100 Building Ceiling Tile replacement	COMPLETED	X	X	\$ 46,000.00	\$ -	\$ 46,000.00	
	100 Building paint	COMPLETED	X	X	\$ 39,100.00	\$ -	\$ 39,100.00	
	400 Building floor and restroom repair	COMPLETED	X	FISD	\$ 15,300.00	\$ -	\$ 15,300.00	
	400 Building Science Lab repair (pd from Fund 199)	COMPLETED	X	X	\$ -	\$ -	\$ -	
	Moisture Seepage in 100 Building	COMPLETED	X	X	\$ 9,200.00	\$ -	\$ 9,200.00	
	Addition - Band stairway, 100 bldg drainage, safety gate	COMPLETED	X	X	\$ 15,000.00	\$ -	\$ 15,000.00	
Elementary School								
	Two Classroom Addition	COMPLETED	X	X	\$ 385,440.00	\$ -	\$ 385,440.00	
	Restroom Dividers	COMPLETED	X	X	\$ 57,500.00	\$ -	\$ 57,500.00	
	Hall Corner Guards	COMPLETED	X	X	\$ 6,188.00	\$ -	\$ 6,188.00	
Primary School								
	Support Services Area redesign	COMPLETED	X	X	\$ 135,000.00	\$ -	\$ 135,000.00	
	Storage Area	COMPLETED	X	X	\$ 57,600.00	\$ -	\$ 57,600.00	
	Portable Fire Alarm System/Fire panel upgrade	COMPLETED	X	X	\$ 34,500.00	\$ -	\$ 34,500.00	
	Pick-up Lanes	COMPLETED	X	X	\$ 29,000.00	\$ -	\$ 29,000.00	
	Restroom Dividers	COMPLETED	X	X	\$ 20,125.00	\$ -	\$ 20,125.00	
Stonewall Elementary School								
	Cafeteria enlarge	COMPLETED	X	X	\$ 95,000.00	\$ -	\$ 95,000.00	
	Storage Area	COMPLETED	X	X	\$ 57,600.00	\$ -	\$ 57,600.00	
	Circle Drive pave	COMPLETED	X	X	\$ 46,000.00	\$ -	\$ 46,000.00	
	School paint exterior of building	COMPLETED	X	X	\$ 23,000.00	\$ -	\$ 23,000.00	
Central Office								
	Signage and Direction Information	COMPLETED	X	X	\$ 16,100.00	\$ -	\$ 16,100.00	
	Repair Leaks	COMPLETED	X	FISD	\$ 9,200.00	\$ -	\$ 9,200.00	
Maintenance/Custodial/Transportation								
	Storage Units and Fencing	COMPLETED	X	X	\$ 474,240.00	\$ -	\$ 474,240.00	
	Portable Buildings Roofs	COMPLETED	X	X	\$ 103,500.00	\$ -	\$ 103,500.00	
	Paving in Maintenance Area	COMPLETED	X	X	\$ 92,800.00	\$ -	\$ 92,800.00	
	Roof Extension for Loading Dock	COMPLETED	X	X	\$ 84,000.00	\$ -	\$ 84,000.00	
	Transportation bldg roof repair	COMPLETED	X	X	\$ 63,181.00	\$ -	\$ 63,181.00	
	Woodshop and Groundskeeping Area refurbish	COMPLETED	X	X	\$ 36,000.00	\$ -	\$ 36,000.00	
	Storage Area Roof Under Stadium replace	COMPLETED	X	X	\$ 34,500.00	\$ -	\$ 34,500.00	
	General Fees/Misc adjustments		X			\$ 4,668,065.35	\$ (4,668,065.35)	
Sub Total Contractor Projects								
		Bid at 2/15/12	\$	4,632,000.00	orig FISD est	\$ 5,391,778.00	\$ 4,668,065.35	\$ 723,712.65
Fees - Architect 8% plus Engineering								
			\$	430,560.00	orig FISD est	\$ 488,314.00	\$ 457,323.77	\$ 30,990.23
Total Bond Contractor Projects								
			\$	5,062,560.00	orig FISD est	\$ 5,880,092.00	\$ 5,125,389.12	\$ 754,702.88
FISD								
High School								
	Cafeteria tables/chairs/design	COMPL pd some thru 240	X	X	\$ 10,372.00	\$ 10,371.58	\$ 0.42	
	Tennis Court Restoration	COMPLETED	X	X	\$ 309,700.00	\$ 309,700.00	\$ -	
	Large Band Instruments/Uniforms/tower	COMPLETED	X	X	\$ 291,246.00	\$ 291,246.00	\$ -	
	Transformer	COMPLETED	X	X	\$ 52,959.00	\$ 52,958.77	\$ 0.23	
	Flooring and Paint Downstairs replacement	COMPLETE-some paid thru 199	X	X	\$ 24,834.00	\$ 24,834.00	\$ -	
	East Side Classrooms Blinds or Window Tinting	over winter holidays 2013	X	X	\$ 22,794.00	\$ 22,794.00	\$ -	
	Old restrooms remodel (tile, sinks, dividers, floor)	COMPLETED	X	X	\$ 46,900.00	\$ 46,909.15	\$ (9.15)	

	Paint and Carpeting as needed; add ROTC bldg	in process	X		\$ 66,775.00	\$ 43,933.80	\$ 22,841.20
	Gym Expansion Joint, bleacher, rr, floor, & seat repairs	expansion by DW; other inhouse	X	X	\$ 85,035.24	\$ 85,035.24	\$ -
	Stair Treads repair	COMPLETED-with floor	X	X	\$ -	\$ -	\$ -
	Addition-Gym wall mats&Track resurface&band wall	COMPLETED	X	X	\$ 103,527.00	\$ 103,526.93	\$ 0.07
	Auto Lift & lignm machines & weld enclose	COMPLETED-pd thru 199	X	X	\$ 5,805.00	\$ 5,805.00	\$ -
	Addition - Band Loading dock	COMPLETED	X	X	\$ 14,860.00	\$ 14,860.00	\$ -
	Addition - AEP parking Lot and HS BB Lockers & HS chairs	COMPLETED	X	X	\$ 6,529.00	\$ 6,528.76	\$ 0.24
	Fire Lane Gate	COMPLETED-charged in other	X	X	\$ -	\$ -	\$ -
<u>Middle School</u>	Large Band Instruments	COMPLETED	X	X	\$ 207,433.00	\$ 207,433.00	\$ -
	New Flooring in Target Areas & roof repair & gym rr	COMPLETED	X	X	\$ 87,566.00	\$ 87,566.00	\$ -
	Addition-Transformer & tables/chairs & white boards	COMPLETED	X	X	\$ 25,444.00	\$ 25,443.68	\$ 0.32
	Addition-Concrete for Courtyard and Band	COMPLETED	X	X	\$ 12,650.00	\$ 12,650.00	\$ -
	Shop Equipment	COMPLETED	X	X	\$ 10,414.00	\$ 10,413.53	\$ 0.47
<u>Elementary School</u>	Cafeteria paint and purchase addtl Tables and chairs	COMPLETED-pd thru 240	X	X	\$ 1,179.00	\$ 1,179.00	\$ -
	Handwash Fountains	Nearly Complete-paid thru 199	X	X	\$ 7,943.00	\$ 7,942.47	\$ 0.53
	Addition - Choir Risers	COMPLETED	X	X	\$ 3,099.00	\$ 3,099.00	\$ -
	Slide Canopy (or other equip from TF Harper?)	on hold - move to Cap Proj 690	X		\$ -	\$ -	\$ -
<u>Primary School</u>	HVAC Units and Control Units (moved control to Maint)	COMPLETED	X	X	\$ 59,404.00	\$ 59,404.00	\$ -
	Classrooms Inside Door Locks	fixed locks - not replaced	X	self	\$ -	\$ -	\$ -
	Cafeteria paint, tables & chairs and teach lounge	need to paint/replace divider thru 199	X	X	\$ 7,884.00	\$ 7,883.56	\$ 0.44
	Addition - Transformer	COMPLETED	X	X	\$ 22,783.00	\$ 22,783.54	\$ (0.54)
<u>STW Elementary School</u>	Shelving for storage	COMPLETED	X	X	\$ 1,261.00	\$ 1,261.23	\$ (0.23)
	Window tinting	COMPLETED	X	X	\$ 11,536.00	\$ 11,536.00	\$ -
<u>Central Office</u>	Parking Lot Lighting (Dealer's Electric Supply) and sign	COMPLETED	X	X	\$ 4,100.00	\$ 4,099.98	\$ 0.02
	Meeting Room Tables and Chairs	need table extension thru 199	X	X	\$ 2,505.00	\$ 2,504.06	\$ 0.94
<u>Maintenance/Custodial/Transportation</u>	Buses and Other Vehicles and cameras + additions	COMPLETED nearly	X		\$ 1,227,025.00	\$ 1,227,025.00	\$ -
	Addition-Bucket Truck for Maint	COMPLETED	X	X	\$ 15,000.00	\$ 15,000.00	\$ -
	Addition - Electricity for construction	COMPLETED	X	X	\$ 1,044.00	\$ 1,043.97	\$ 0.03
	Addition - Permit fees and testing for construction	COMPLETED	X	X	\$ 11,324.00	\$ 11,324.15	\$ (0.15)
	Stadium Bleacher Repair and Relamp	essentially COMPLETE	X	X	\$ 38,000.00	\$ 38,000.00	\$ -
	Sidewalk Work at Campuses & misc paving fixes	COMPLETE-thru D Wilson	X	X	\$ 7,500.00	\$ 7,500.00	\$ -
	Mowers/Backhoe/Loader/tractor	COMPLETED	X	X	\$ 110,362.00	\$ 110,361.18	\$ 0.82
	Additon-Fuel Tanks Refurbish	COMPLETED	X	X	\$ 8,400.00	\$ 8,400.00	\$ -
	Centralized HVAC Controls-plus bal from FPS HVAC	COMPLETED	X	X	\$ 83,485.00	\$ 83,484.73	\$ 0.27
	Drinking Fountain replacements (Ferguson)	COMPLETED-thru 199	X	X	\$ -	\$ -	\$ -
	Playground Fall Area material	in process-will do self	X	X	\$ -	\$ -	\$ -
	Water Heaters	in process as needed thru 199	X	X	\$ -	\$ -	\$ -
	Cargo Trailer for Tables and Chairs	COMPLETED	X	X	\$ 9,320.00	\$ 9,319.46	\$ 0.54
	Folding chairs and tables	COMPLETED	X	X	\$ 8,609.00	\$ 8,609.10	\$ (0.10)
	Chariot Iscrub - custodial	purchased other eq thru 199	X	X	\$ -	\$ -	\$ -
	Post Hole Digger for Skid Loader	COMPLETED	X	X	\$ 2,893.00	\$ 2,893.26	\$ (0.26)
<u>Technology</u>	Connected Classrooms/Upgrade infrastructure& STW proj	in process	X		\$ 1,571,124.11	\$ 1,501,761.34	\$ 69,362.77
	Distance Learning Lab	COMPLETED	X	X	\$ 46,000.00	\$ 46,000.00	\$ -
	Video Surveillance & Distribution	COMPLETED	X	X	\$ 88,000.00	\$ 88,000.00	\$ -
	Intercom System replace (moved From STW)	COMPLETED	X	X	\$ 28,750.00	\$ 28,750.00	\$ -
	Phones (moved From FPS)	COMPLETED	X	X	\$ 24,000.00	\$ 24,000.00	\$ -
<u>Misc</u>	Misc extra from interest & adjs and additions				\$ (662.00)	\$ 22.08	\$ (684.08)
Sub Total District Projects					\$ 4,786,711.35	\$ 4,695,196.55	\$ 91,514.80
Total Bond in Fund 695					\$ 9,912,100.47	\$ 9,820,585.67	\$ 91,514.80

Spent in 2010/11		\$ 2,198,678.36
Spent in 2011/12		\$ 4,737,359.31
Spent in 2012/13		\$ 1,883,162.53
Spent in 2013/14		\$ 1,001,385.47
Total Bond Expenditures	99%	\$ 9,820,585.67
Bond Sale original amount	\$ 9,890,700.00	
Interest Revenue	\$ 21,400.00	\$ 22,181.36
Total Available	\$ 9,912,100.00	\$ 92,296.16

calc cash

**Fredericksburg Independent School District
Other NonMajor Governmental Funds
Budgeted Revenues and Actual Expenditures
FY 2013/14 at 4/30/14**



Fund	Fund Name	Grant Year	Notes	Available Revenues	Year to Date Expenditures	% of Budget	% of Year
211	Improving Basic Programs Title I	3		114,966	21,082	18%	83%
211	Improving Basic Programs Title I	4		565,878	281,713	50%	83%
214	Title I School Improvement (roll to 211)	3		7,973	1,578	20%	83%
215	Title I Effective Activities (roll to 211)	3		20,027	11,825	59%	83%
224	IDEA-B Formula (FISD)	4		177,841	117,933	66%	83%
242	School Nutrition - Summer Feeding	3		13,190	13,212	100%	83%
242	School Nutrition - Summer Feeding	4		20,000	-	0%	83%
255	Teacher & Principal Training & Recruitment	3		17,831	4,186	23%	83%
255	Teacher & Principal Training & Recruitment	4		115,739	67,639	58%	83%
263	English Language Acquisition & Language Enhancement	3		14,956	7,184	48%	83%
263	English Language Acquisition & Language Enhancement	4		43,845	35,283	80%	83%
288	NASA Grant	4	2	16,410	7,925	48%	83%
289	Bilingual Summer School	3	1	-	1,109	n/a	83%
289	Bilingual Summer School	4		2,400	-	0%	83%
313	IDEA B Formula	3		247,291	23,100	9%	83%
313	IDEA B Formula	4		1,034,010	509,198	49%	83%
314	IDEA B Preschool	4		13,446	18,973	141%	83%
385	Visually Impaired	4	1	2,000	304	15%	83%
386	Regional Day School for the Deaf	4		149,713	96,751	65%	83%
404	Student Success Initiative	3		1,449	-	0%	83%
410	Instructional Materials	4		405,879	92,011	23%	83%
429	Misc State Funds		1	-	-	n/a	83%
437	Hill Country Special Education Co-op	4		915,010	612,299	67%	83%
				\$ 3,899,854	\$ 1,923,305	49%	

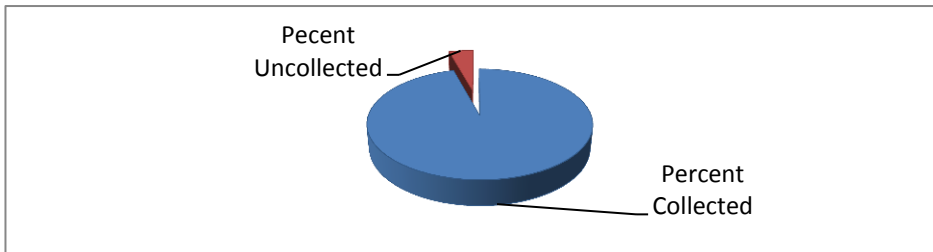
NOTES:

- 1 Allowable Revenues not yet known
- 2 Portions of budget set up from prior year balance

FREDERICKSBURG INDEPENDENT SCHOOL DISTRICT
TAX COLLECTION REPORT
as of March 31, 2014



	March 2014	PREVIOUS YEAR March 2013
CURRENT YEAR TAXES - 2013 TAX YEAR		
2013 Tax Levy - October 1, 2013	\$ 28,270,931	\$ 27,371,800
Adjustments to Tax Levy	(776)	(24,324)
2013 Adjusted Tax Levy	\$ 28,270,155	\$ 27,347,476
Tax Collected To Date	27,062,579	25,991,486
Balance to be Collected	\$ 1,207,576	\$ 1,355,990
Percent Collected	95.73%	95.04%
Percent Uncollected	4.27%	4.96%



PRIOR YEARS DELINQUENT TAXES

Balance of Unpaid Prior Year Taxes 10-1-2013	\$ 1,011,596	\$ 1,041,944
Adjustments to Prior Years Tax Due	18,619	(3,204)
Adjusted Prior Years Tax Due	\$ 1,030,214	\$ 1,038,739
Tax Collected To Date	165,916	231,511
Balance to be Collected	\$ 864,298	\$ 807,228
Percent of Tax Collected	16.11%	22.29%

TOTALS - CURRENT & PRIOR YEARS

Current and Prior Year Taxes Due	29,282,527	28,413,743
Adjustments to Tax Due	17,842	(27,529)
Total Adjusted Tax Due	29,300,369	28,386,215
Tax Collected To Date	27,228,495	26,222,996
Balance to be Collected	\$ 2,071,875	\$ 2,163,218
Percent of Tax Collected	92.93%	92.38%

MONTHLY TAX COLLECTION INFORMATION

Current Tax Collected	\$ -	\$ -
Delinquent Tax Collected	679,392	514,466
Tax Refunds Paid	(1,512)	(166)
Penalty & Interest Collected	50,586	50,155
Attorney Fees Collected	3,387	5,569
Interest Earned on Deposits at Tax Office	6	10
Total Remitted by Tax Office to FISD	\$ 731,860.00	\$ 570,034.00

Fredericksburg Independent School District
Quarterly Investment Report
January 1 - March 31, 2014



Description	Purchase Date	Maturity Date	Market/		Market/	Beginning		Interest	Principal Increases	Principal Decreases	Ending		Diff	Change in Account Balance
			Face Value	January 1, 2014		Book Value	January 1, 2014				Face Value	March 31, 2014		
GENERAL OPERATING FUND 199														
Individual & Overnight Investments														
Individual Investments														
Tax Office and other interest														
Certificate of Deposit-Texas TERM	2/20/2014	6/23/2014	\$ -	\$ -	\$ -	\$ -	\$ -	\$ 119.41	\$ -	\$ -	\$ -	\$ -	\$ -	\$ -
Bank and Overnight Investments			\$ 488,706.14	\$ 466,343.05	\$ 466,343.05	\$ 466,706.14	\$ 466,706.14	\$ 44.26	\$ 15,147,864.49	\$ 14,750,227.58	\$ 866,343.05	\$ 866,343.05	\$ 0.00	\$ 466,000.00
Total Individual & Overnight Investments			\$ 488,706.14	\$ 1,362,343.05	\$ 1,362,343.05	\$ 1,362,343.05	\$ 163.67	\$ 15,643,864.49	\$ 14,750,227.58	\$ 14,750,227.58	\$ 1,362,343.05	\$ 1,362,343.05	\$ -	\$ 893,636.91
Pooled Investments														
Chase HYS			\$ 50,117.14	\$ 50,123.27	\$ 50,117.14	\$ 50,117.14	\$ 6.13	\$ -	\$ -	\$ -	\$ 50,123.27	\$ 50,123.27	\$ -	\$ 6.13
LOGIC (Local Government Investment Cooperative)			\$ 63,971.28	\$ 63,984.92	\$ 63,971.28	\$ 63,971.28	\$ 13.64	\$ -	\$ -	\$ -	\$ 63,984.92	\$ 63,984.92	\$ -	\$ 13.64
Lone Star Corporate Overnight Plus Fund			\$ 12,906,103.21	\$ 20,216,483.70	\$ 12,906,103.21	\$ 12,906,103.21	\$ 6,494.00	\$ 15,305,401.49	\$ 8,001,515.00	\$ 8,001,515.00	\$ 20,216,483.70	\$ 20,216,483.70	\$ -	\$ 7,310,380.49
Lone Star Govt Overnight Fund			\$ -	\$ -	\$ -	\$ -	\$ -	\$ -	\$ -	\$ -	\$ -	\$ -	\$ -	\$ -
TexPool			\$ 9,833.11	\$ 11,280.18	\$ 9,833.11	\$ 9,833.11	\$ 0.90	\$ 1,456.17	\$ -	\$ -	\$ 11,280.18	\$ 11,280.18	\$ -	\$ 1,467.07
TexSTAR			\$ 10,094.64	\$ 10,095.52	\$ 10,094.64	\$ 10,094.64	\$ 0.88	\$ -	\$ -	\$ -	\$ 10,095.52	\$ 10,095.52	\$ -	\$ 0.88
TEXASTERM			\$ 5,543.81	\$ 315,286.52	\$ 5,543.81	\$ 5,543.81	\$ 20.43	\$ 1,000,000.00	\$ 690,277.72	\$ -	\$ 315,286.52	\$ 315,286.52	\$ -	\$ 309,742.71
TEXAS CLASS			\$ 1,125,747.25	\$ 624,876.94	\$ 1,125,747.25	\$ 1,125,747.25	\$ 201.69	\$ -	\$ 501,072.00	\$ -	\$ 624,876.94	\$ 624,876.94	\$ -	\$ (500,870.31)
TEXAS CLASS - Weiser Funds			\$ 9,986.75	\$ 9,989.30	\$ 9,986.75	\$ 9,986.75	\$ 2.55	\$ -	\$ -	\$ -	\$ 9,989.30	\$ 9,989.30	\$ -	\$ 2.55
Tex Pool - Health Insurance			\$ 1,456.17	\$ -	\$ 1,456.17	\$ 1,456.17	\$ -	\$ -	\$ 1,456.17	\$ -	\$ -	\$ -	\$ -	\$ (1,456.17)
Total Pooled Investments			\$ 14,182,853.36	\$ 21,302,130.35	\$ 14,182,853.36	\$ 21,302,130.35	\$ 6,740.22	\$ 16,306,357.66	\$ 9,194,320.89	\$ 9,194,320.89	\$ 21,302,130.35	\$ 21,302,130.35	\$ -	\$ 7,119,276.99
GENERAL OPERATING FUND TOTALS			\$ 14,651,559.50	\$ 22,864,473.40	\$ 14,651,559.50	\$ 22,864,473.40	\$ 6,903.89	\$ 31,950,722.15	\$ 23,944,548.47	\$ 23,944,548.47	\$ 22,864,473.40	\$ 22,864,473.40	\$ -	\$ 8,012,913.90
DEBT SERVICE FUND 599														
Pooled Investments														
Chase HYS			\$ 332,538.01	\$ 332,578.71	\$ 332,538.01	\$ 332,538.01	\$ 40.70	\$ -	\$ -	\$ -	\$ 332,578.71	\$ 332,578.71	\$ -	\$ 40.70
LOGIC (Local Government Investment Cooperative)			\$ 5,555.26	\$ 5,556.30	\$ 5,555.26	\$ 5,555.26	\$ 1.04	\$ -	\$ -	\$ -	\$ 5,556.30	\$ 5,556.30	\$ -	\$ 1.04
Lone Star Corporate Overnight Plus Fund			\$ 2,158,462.31	\$ 1,525,229.18	\$ 2,158,462.31	\$ 2,158,462.31	\$ 577.18	\$ 1,559,722.19	\$ 2,193,532.50	\$ -	\$ 1,525,229.18	\$ 1,525,229.18	\$ -	\$ (633,233.13)
Lone Star Govt Overnight Fund			\$ -	\$ -	\$ -	\$ -	\$ -	\$ -	\$ -	\$ -	\$ -	\$ -	\$ -	\$ -
TexPool			\$ 29.99	\$ 29.99	\$ 29.99	\$ 29.99	\$ -	\$ -	\$ -	\$ -	\$ 29.99	\$ 29.99	\$ -	\$ -
TEXAS CLASS			\$ 500,538.06	\$ 500,655.81	\$ 500,538.06	\$ 500,538.06	\$ 117.75	\$ -	\$ -	\$ -	\$ 500,655.81	\$ 500,655.81	\$ -	\$ 117.75
DEBT SERVICE FUND TOTALS			\$ 2,997,123.63	\$ 2,364,049.99	\$ 2,997,123.63	\$ 2,364,049.99	\$ 736.67	\$ 1,559,722.19	\$ 2,193,532.50	\$ 2,193,532.50	\$ 2,364,049.99	\$ 2,364,049.99	\$ -	\$ (633,073.64)
CAPITAL PROJECTS FUND 69X														
Pooled Investments														
Chase HYS-690-Cap Proj			\$ 2,841,720.62	\$ 2,452,435.30	\$ 2,841,720.62	\$ 2,841,720.62	\$ 318.68	\$ -	\$ 389,604.00	\$ -	\$ 2,452,435.30	\$ 2,452,435.30	\$ -	\$ (389,285.32)
Chase HYS-695-Bond 2011			\$ 10,875.70	\$ 8,647.01	\$ 10,875.70	\$ 10,875.70	\$ 1.31	\$ -	\$ 2,234.00	\$ -	\$ 8,647.01	\$ 8,647.01	\$ -	\$ (2,232.69)
Local Government Investment Cooperative (LOGIC)			\$ 7,025,943.98	\$ 7,025,943.51	\$ 7,025,943.98	\$ 7,025,943.51	\$ 2,309.53	\$ -	\$ -	\$ -	\$ 7,025,943.51	\$ 7,025,943.51	\$ -	\$ 2,309.53
Lone Star Corp. Overnight Plus Fund-690-Cap Proj			\$ 648,171.47	\$ 123,943.26	\$ 648,171.47	\$ 648,171.47	\$ 143.76	\$ -	\$ 524,371.97	\$ -	\$ 123,943.26	\$ 123,943.26	\$ -	\$ (524,228.21)
Lone Star Corp. Overnight Plus Fund-695-Bond 2011			\$ -	\$ -	\$ -	\$ -	\$ -	\$ -	\$ -	\$ -	\$ -	\$ -	\$ -	\$ -
TexPool			\$ 2,372.88	\$ 2,373.63	\$ 2,372.88	\$ 2,372.88	\$ 0.75	\$ -	\$ -	\$ -	\$ 2,373.63	\$ 2,373.63	\$ -	\$ 0.75
TEXAS CLASS			\$ -	\$ -	\$ -	\$ -	\$ -	\$ -	\$ -	\$ -	\$ -	\$ -	\$ -	\$ -
Total Pooled Investments			\$ 10,526,776.65	\$ 9,613,342.71	\$ 10,526,776.65	\$ 9,613,342.71	\$ 2,774.03	\$ -	\$ 916,209.97	\$ -	\$ 916,209.97	\$ 9,613,342.71	\$ -	\$ (521,917.93)
CAPITAL PROJECTS FUND TOTALS			\$ 10,526,776.65	\$ 9,613,342.71	\$ 10,526,776.65	\$ 9,613,342.71	\$ 2,774.03	\$ -	\$ 916,209.97	\$ -	\$ 916,209.97	\$ 9,613,342.71	\$ -	\$ (521,917.93)
Scholarship Trust Fund 836														
Pooled Investments														
Bank Account interest			\$ -	\$ -	\$ -	\$ -	\$ 0.88	\$ -	\$ -	\$ -	\$ -	\$ -	\$ -	\$ -
Chase HYS			\$ 422,630.82	\$ 4,654.80	\$ 422,630.82	\$ 422,630.82	\$ 23.98	\$ 72,000.00	\$ 490,000.00	\$ -	\$ 4,654.80	\$ 4,654.80	\$ 0.00	\$ (417,976.02)
TexPool			\$ -	\$ 490,084.29	\$ -	\$ -	\$ 84.29	\$ 490,000.00	\$ -	\$ -	\$ 490,084.29	\$ 490,084.29	\$ -	\$ 490,084.29
Lone Star Corp. Overnight Plus Fund			\$ -	\$ -	\$ -	\$ -	\$ -	\$ -	\$ -	\$ -	\$ -	\$ -	\$ -	\$ -
Other Sources Interest			\$ 422,630.82	\$ 484,739.09	\$ 422,630.82	\$ 422,630.82	\$ 470.65	\$ 562,000.00	\$ 490,000.00	\$ -	\$ 484,739.09	\$ 484,739.09	\$ 0.00	\$ 72,108.27
SCHOLARSHIP TRUST FUND TOTALS			\$ 422,630.82	\$ 484,739.09	\$ 422,630.82	\$ 484,739.09	\$ 470.65	\$ 562,000.00	\$ 490,000.00	\$ -	\$ 484,739.09	\$ 484,739.09	\$ 0.00	\$ 72,108.27
TOTAL INDIVIDUAL & OVERNIGHT INVESTMENTS			\$ 468,706.14	\$ 1,362,343.05	\$ 468,706.14	\$ 1,362,343.05	\$ 163.67	\$ 15,643,864.49	\$ 14,750,227.58	\$ 14,750,227.58	\$ 1,362,343.05	\$ 1,362,343.05	\$ -	\$ 893,636.91
TOTAL POOLED INVESTMENTS			\$ 28,129,386.46	\$ 33,774,262.14	\$ 28,129,386.46	\$ 33,774,262.14	\$ 10,721.57	\$ 18,428,579.85	\$ 12,794,063.36	\$ 12,794,063.36	\$ 33,774,262.14	\$ 33,774,262.14	\$ -	\$ 6,034,937.52
TOTAL INVESTMENTS			\$ 28,598,092.60	\$ 35,136,605.19	\$ 28,598,092.60	\$ 35,136,605.19	\$ 10,885.24	\$ 34,072,444.34	\$ 27,544,290.94	\$ 27,544,290.94	\$ 35,136,605.19	\$ 35,136,605.19	\$ -	\$ 6,928,574.43

Note: CD fees are charged to pool at CD inception and interest is received at term of CD.
 I hereby certify that this investment report is a true and accurate description of the investment portfolio of the Fredericksburg Independent School District for the period indicated. All investments are in compliance with the Public Funds Investment Act

Deborah P. Ollmers
 Deborah P. Ollmers, Investment Officer
 Assistant Superintendent, Business & Finance

Dr. Marc Williamson
 Superintendent

Fredericksburg Independent School District Quarterly Investment Report - Quarterly Earnings Summary January 1 - March 31, 2014



Description	Purchase Date	Maturity Date	Current Quarter Yield	Face Value January 1, 2014	Face Value March 31, 2014	Earnings for Quarter Ended March 31, 2014	Year To Date Earnings March 31, 2014
GENERAL OPERATING FUNDS							
Bank and Overnight Investments				\$ 468,706.14	\$ 866,343.05	\$ 44.26	\$ 189.74
Certificate of Deposit - Texas TERM	2/20/2014	6/23/2014	0.2800%	-	\$ 496,000.00	-	-
Tax Office Interest				\$ 468,706.14	-	\$ 119.41	\$ 192.75
Total Bank Account				\$ 468,706.14	\$ 1,362,343.05	\$ 163.67	\$ 382.49
Individual Investments*							
No individual investments to report for this quarter							
Total Individual Investments				\$ -	\$ -	\$ -	\$ -
Pooled Investments**							
Chase HYS			0.0500%	\$ 50,117.14	\$ 50,123.27	\$ 6.13	\$ 246.09
LOGIC (Local Government Investment Cooperative)			0.0867%	\$ 63,971.28	\$ 63,984.92	\$ 13.64	\$ 53.44
Lone Star Corporate Overnight Plus Fund			0.1330%	\$ 12,906,103.21	\$ 20,216,483.70	\$ 6,494.00	\$ 14,264.48
Lone Star Govt Overnight Fund			0.0300%	-	-	-	-
TexPool			0.0300%	\$ 9,833.11	\$ 11,290.18	\$ 0.90	\$ 2.97
TEXSTAR			0.0340%	\$ 10,094.64	\$ 10,095.52	\$ 0.88	\$ 2.97
TEXAS TERM			0.0400%	\$ 5,543.81	\$ 5,543.81	\$ 20.43	\$ 21.63
TEXAS CLASS			0.1000%	\$ 1,125,747.25	\$ 624,876.94	\$ 201.89	\$ 1,268.60
TEXAS CLASS - Wieser Funds			0.1000%	\$ 9,986.75	\$ 9,989.30	\$ 2.55	\$ 7.88
TexPool - Health Insurance			0.0300%	\$ 1,456.17	\$ -	\$ -	\$ -
Total Pooled Investments				\$ 14,182,853.36	\$ 21,302,130.35	\$ 6,740.22	\$ 15,858.16
GENERAL OPERATING FUND TOTALS				\$ 14,651,559.50	\$ 21,302,130.35	\$ 6,740.22	\$ 15,858.16
DEBT SERVICE FUND							
Bank Account Interest							
Total Debt Service Fund				\$ -	\$ -	\$ -	\$ -
Pooled Investments							
Chase HYS			0.0500%	\$ 332,538.01	\$ 332,578.71	\$ 40.70	\$ 181.74
LOGIC (Local Government Investment Cooperative)			0.0867%	\$ 5,556.30	\$ 5,556.30	\$ 1.04	\$ 67.56
Lone Star Corporate Overnight Plus Fund			0.1330%	\$ 2,158,462.31	\$ 1,525,229.18	\$ 577.18	\$ 1,663.01
Lone Star Govt Overnight Fund			0.0300%	-	-	-	-
TexPool			0.0300%	\$ 29.99	\$ 29.99	\$ -	\$ -
TEXAS CLASS			0.1000%	\$ 500,538.06	\$ 500,655.81	\$ 117.75	\$ 377.98
Total Debt Service Fund Investments				\$ 2,997,123.63	\$ 2,364,049.99	\$ 736.67	\$ 2,280.29
CAPITAL PROJECTS FUNDS				\$ -	\$ -	\$ -	\$ -
Bank Account Interest							
Total Capital Projects Funds				\$ -	\$ -	\$ -	\$ -
Pooled Investments							
Chase HYS-890-Cap Proj			0.0500%	\$ 2,841,720.62	\$ 2,452,435.30	\$ 318.88	\$ 1,988.64
Chase HYS-895-Bond 2011			0.0500%	\$ 10,879.70	\$ 8,647.01	\$ 1.31	\$ 17.35
LOGIC (Local Government Investment Cooperative)			0.0867%	\$ 7,033,633.98	\$ 7,025,943.51	\$ 2,309.53	\$ 7,182.29
Lone Star Corp. Overnight Plus Fund-690-Cap Proj			0.1330%	\$ 648,171.47	\$ 123,943.26	\$ 143.76	\$ 843.44
Lone Star Corp. Overnight Plus Fund-695-Bond 2011			0.0300%	-	-	\$ -	\$ -
TexPool			0.0300%	\$ 2,372.88	\$ 2,373.63	\$ 0.75	\$ 715.35
TEXAS CLASS			0.1000%	\$ -	\$ -	\$ -	\$ -
Total Pooled Investments				\$ 10,526,778.65	\$ 9,613,342.71	\$ 2,774.03	\$ 10,737.07
CAPITAL PROJECTS FUND TOTALS				\$ 10,526,778.65	\$ 9,613,342.71	\$ 2,774.03	\$ 10,737.07
Other Funds							
Scholarship Trust Fund - Bank Account Interest				\$ -	\$ -	\$ 0.88	\$ 1.42
Scholarship Trust Fund - Chase HYS			0.0500%	\$ 422,630.82	\$ 4,654.80	\$ 23.98	\$ 280.28
Scholarship Trust Fund - TexPool			0.0300%	\$ -	\$ -	\$ -	\$ -
Scholarship Trust Fund - Lone Star Corp. Overnight Plus			0.1330%	\$ -	\$ 490,084.29	\$ 84.29	\$ 84.29
Scholarship Trust Fund - Other Sources				\$ 422,630.82	\$ -	\$ 361.50	\$ 1,081.42
OTHER FUNDS TOTALS				\$ 422,630.82	\$ 494,739.09	\$ 470.65	\$ 1,457.41
TOTALS				\$ 28,598,092.60	\$ 35,136,605.19	\$ 10,885.24	\$ 30,715.42

NOTES:
 * Yield for individual investments (if any) is the yield to maturity.
 ** Yield for pooled investments is the average of the monthly averages for the quarter (with exception noted below.)

Item for the May 2014 FISD School Board Meeting Agenda

Requesting approval to seek waiver from TEA for “Timeline for Accelerated Instruction”.

This waiver allows school districts to adjust the timeline for providing the accelerated instruction required for placement in/promotion to the next grade. This waiver is limited to students who fail the third administration of the grade 5 or 8 STAAR reading and/or mathematics test. This waiver will be in effect for 3 years, 2014-2016.

Pre-Kindergarten Study

Students in the study are the current kindergarten, first, and second graders that would have met the qualifications to attend FISD pre-k. These include English language learners and the economically disadvantaged.

- **TPRI/Tejas Lee– Texas Primary Reading Inventory:** tests all aspects of reading including: blending word parts, deleting sounds, consonant and vowel sounds, reading fluency, and reading comprehension
 - TPRI - The overall student result of developed or still developing was used in the study
 - Tejas Lee – NI – below level, NE – on level, D – mastered
- **ITBS/Logramos – Iowa Test of Basic Skills Achievement Test:** a national achievement test for reading and math
 - The average National Percentile Rank of students was used in the study
- **DRA – Developmental Reading Assessment:** tests how a student’s reading ability progresses over time
 - Levels range from A-1 – 60, 3 is the recommended level at the end of Kinder/beginning of first, 16 is the recommended level at the end of first/beginning of second, and 28 is the recommended level at the end of second/beginning of third grade

Results:

Overall, students that attended FPS pre-k performed better on average than those that attended other pre-k's or no pre-k.

Comparing FPS ½ day pre-k students to FPS full day pre-k students:

Enrollment for FPS Pre-k:

School Year: 2013-2014 – 52 (half-day)

2012-2013 – 67 (half-day)

2011-2012 – 33 (half-day)

2010-2011 – 67 (full-day)

ITBS/Tejas Lee :

KG (BOY): ½ day 73% (current KG students) & 63% (current first grade students) Developed

Full day: 83% (current second grade students) Developed

KG (EOY): ½ day 81% (current first grade students) Developed

Full day: 90% (current second grade students) Developed

1st (BOY): ½ day 55% (current first grade students) Developed

Full day: 65% (current second grade students) Developed

ITBS/Logramos:

KG: ½ day Reading 67, Math 48 (current first grade students)

KG: full day Reading 75, Math 57 (current second grade students)

DRA:

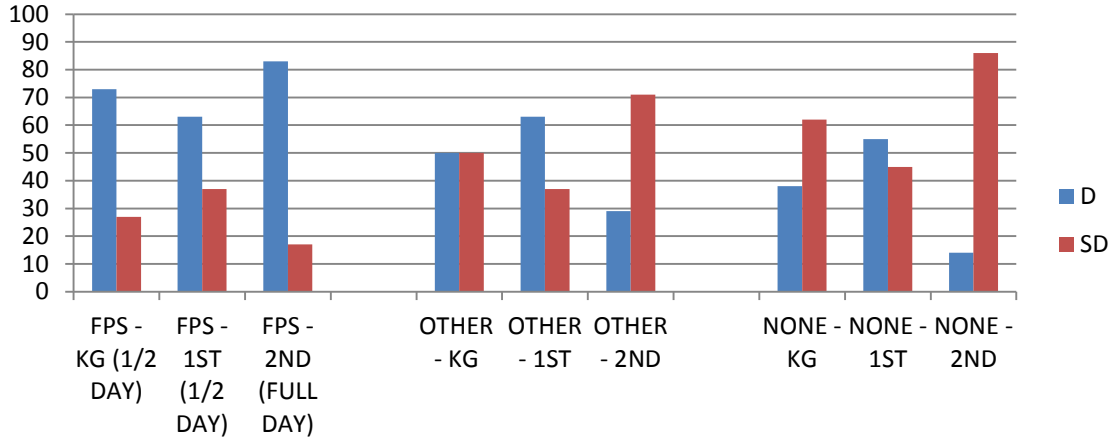
KG (EOY): ½ day 3.9 (current first grade students)

Full day 4.7 (current second grade students)

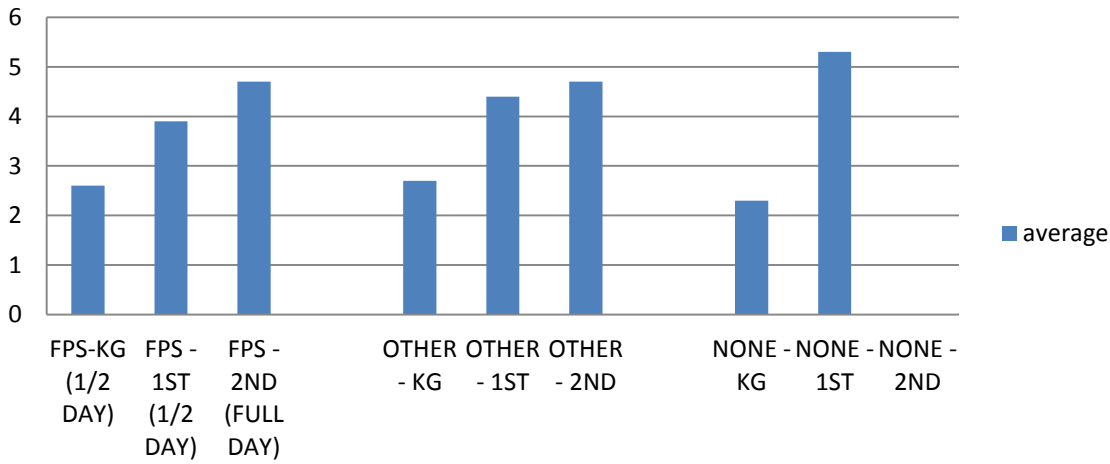
1st (BOY): ½ day 3.1 (current first grade students)

Full day 3.4 (current second grade students)

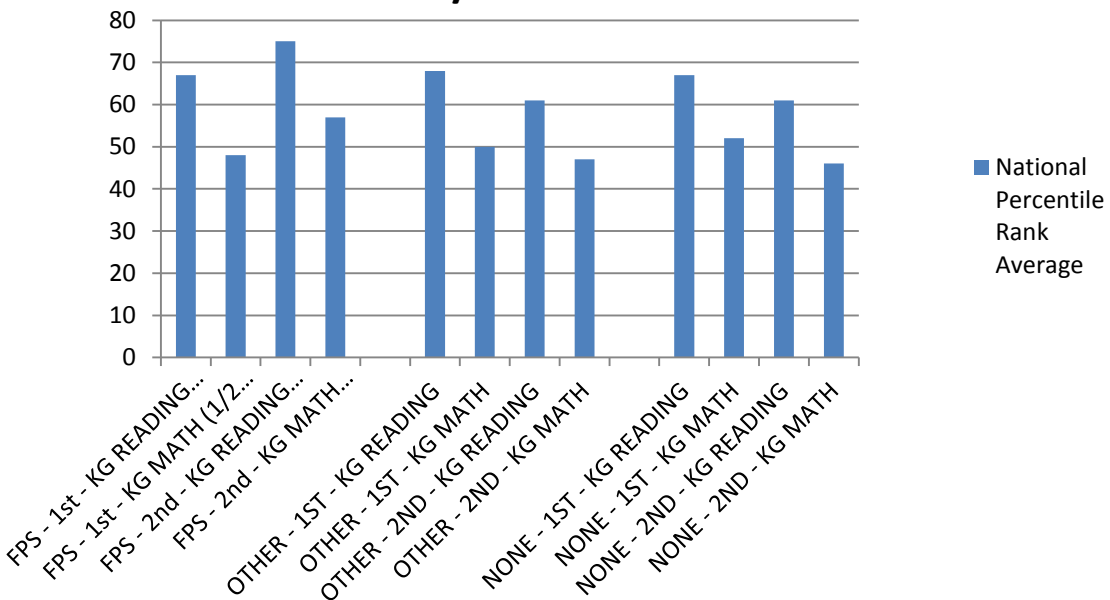
TPRI/Tejas Lee KG (BOY)



DRA KG



ITBS/LOGRAMOS KG



FREDERICKSBURG BATTLIN' BILLIES

Fredericksburg ISD

ATHLETICS

ÜBER ALLES

2013 – 2014

UIL LONE STAR CUP

The UIL Lone Star Cup is awarded annually to five high schools, one in each of the five UIL classifications (1A, 2A, 3A, 4A and 5A), based on their team performance in district and state championships. The winning schools in each classification will receive the UIL Lone Star Cup trophy and a \$1,000 scholarship, also presented by the UIL.

Honoring the best overall athletic and academic programs in Texas, the UIL Lone Star Cup is open to all UIL participant high schools.

3A Lone Star Cup Standings - 2014

Updated 04/24/2014

Standings include:

State and Area Marching Band, Team Tennis, Cross Country, Volleyball, Football, Swimming & Diving, Wrestling, Girls Basketball, Boys Basketball, Soccer

Place	School	Points
1.	Argyle	58
2.	Abilene Wylie	52
3.	Decatur	48
	Kennedale	48
	Stephenville	48
6.	Kilgore	46
7.	College Station	44
8.	Fairfield	34
	Fredericksburg	34
	Shallowater	34

ACADEMIC & PLAYOFF RECOGNITION

Academic All State

36

Academic All District

181

State Champions

Hannah Boubel, Individual Tennis

State Qualifiers

Team Tennis, Runner Up - Individual Tennis (4 boys, 6 doubles)

Regional Champions

Team Tennis - Individual Tennis - Boys & Girls Golf

Regional Quarter-Finalists

Boys Basketball

Regional Qualifiers

Boys & Girls Cross Country - Track (Boys-13 and Girls-16)

Area Champions

Boys Basketball

Area Qualifiers

Football - Volleyball - Girls Basketball - Track (Boys-16 and Girls-17)

Bi-District Champions

Volleyball - Football - Boys Basketball - Girls Basketball - Softball

Bi-District Qualifiers

Baseball

District Champions

Football - Boys Basketball - Boys Track - Golf - Team Tennis - Individual Tennis

District Runner-Up / Playoff Qualifiers

Girls Basketball - Volleyball - Baseball - Softball

All State

Girls Basketball (1) - Volleyball (1) - Football (4)

All Region

16

District 27-3A 1st Team Recognitions

48 with 10 MVP / Superlative Awards

District 27-3A 2nd Team Recognitions

23

District 27-3A Honorable Mention Recognitions

16

Athletes Signing Letter of Intent

Clayton Braden

Colorado School of Mines

Football

Allie Doucet

Concordia University

Volleyball

Kristen Payne

Tarleton University

Golf

Catherine Romanick

University of Texas

Track

SUPERLATIVE AWARDS

Female Athlete of the Year

Allie Doucet

Male Athlete of the Year

Matthew McManigle

Fredericksburg ISD

Iron Man (Lettering in three sports)

Wade Davis	Freshman	Football – Track - Baseball
Adolfo Enciso	Senior	Football – Track – Soccer
Travis Koenig	Senior	Cross Country – Basketball – Track
Blake Moffett	Sophomore	Football – Track – Baseball
Matt McManigle	Senior	Football – Basketball – Track

MR. / MISS SPORT & BATTLIN' BILLIE AWARDS

Cross Country-Boys

Mr. Cross Country Juan Hernandez
Battlin' Billie Travis Koenig
Mr. SR Cross Country Chase Junell

Cross Country-Girls

Miss Cross Country Clarissa Sanchez
Battlin' Billie Alexia Rodriguez
Miss SR Cross Country Serena Rivera

Volleyball

Miss Volleyball Adrianna Hartmann
Battlin' Billie Allie Doucet

Football

Mr. Football Brayden Beard
Battlin' Billie Braden Bowers
Captains Clayton Braden, Devin Castaneda, Adolfo Enciso, Matthew McManigle

Tennis-Boys

Mr. Tennis Josh Tree
Battlin' Billie Kash Millard

Tennis-Girls

Miss Tennis Shannon Smith
Battlin' Billie Shannon Smith

Basketball-Boys

Mr. Basketball Austin Rodriguez
Battlin' Billie Clayton Braden

Basketball-Girls

Miss Basketball Allie Doucet
Battlin' Billie Ali Laratta
 Anissa Kneese

Soccer-Boys

Mr. Soccer Isac Zamudio
Battlin' Billie Sammy Jaimes

Soccer-Girls

Miss Soccer Sadie Lopez
Battlin' Billie Zujey Cisneros
 Vanesa Cisneros

Track-Boys

Mr. Track Matthew McManigle
Battlin' Billie *Not yet chosen*
Mr. SR Track *Not yet chosen*

Track-Girls

Miss Track Chase Whiting
Battlin' Billie *Not yet chosen*
Miss SR Track *Not yet chosen*

Golf-Boys

Mr. Golf Hudson Ross
Battlin' Billie Hudson Ross
 Cole Grona

Golf-Girls

Miss Golf Kaytlen James
Battlin' Billie Kaytlen James
 Kristen Payne

Baseball

Mr. Baseball Blake Moffett
Battlin' Billie Braden Bowers

Softball

Miss Softball Camry Weinheimer
Battlin' Billie Kiersten Kott

END OF SEASON WRAP-UP

CROSS COUNTRY – GIRLS & BOYS

Academic All-State

Travis Koenig – CCCAT All State/THSCA 1st Team

Alex Herbig – THSCA 1st Team

Ricardo Martinez – THSCA Honorable Mention

Academic All-District – Boys

Chase Junell

Travis Koenig

Nick Martinez

Jose Meza

Fabian Reyes

Jesus Aguilar

Ian Kendrick

Corbin Styles

Academic All-District – Girls

Serena Rivera

Hannah Cheeseman

Hannah Embrey

Clarissa Sanchez

Lisette Vallejo

Mandy Yocham

Juan Hernandez-Ortega

CCCAT All Region Team, SA Express News Sub-4A All Area Cross Country Team, State 3A Meet Qualifier

Clarissa Sanchez

CCCAT All Region Team, State 3A Meet Qualifier

Region 4-3A Girls Qualifiers

Serena Rivera

Hannah Cheeseman

Hannah Embrey

Alexia Rodriguez

Miraya Sanchez

Taylor Husfeld

Anytcy Marin

Clarissa Sanchez – Individual 8th Place

Lisette Vallejo

Mandy Yocham

Region 4-3A Boys Qualifiers

Chase Junell

Travis Koenig

Nick Martinez

Jose Meza

Fabian Reyes

Juan Hernandez-Ortega

Irvin Licea-Silva

Jesus Aguilar

Ian Kendrick

Corbin Styles

District 27-3A All District Team

Clarissa Sanchez

Serena Rivera

Nick Martinez

Travis Koenig

Jose Meza

END OF SEASON WRAP-UP

VOLLEYBALL

Varsity

District 27-3A Runners-Up

23-21 Overall Record, 7-3 District Record

Bi-District Champions

Defeated Somerset 25-14; 19-25; 25-22; 27-25

Area Qualifiers

Defeated by La Grange 16-25; 18-25; 20-25. Bellville went on to finish runners up at state tournament, losing 15-13 in the 5th set to Decatur. Second season in a row we lost to eventual state runner up in the second round.

TX Girls Coaches Association 3A All State

Allie Doucet, Senior

Battlin' Billie Award Winner

Allie Doucet, Senior

Miss Volleyball

Adrianna Hartmann, Sophomore

All District 27-3A:

Setter of the Year

Monica Montgomery, Senior

Defensive Player of the Year

Payton Robertson, Junior

Newcomer of the Year

Adrianna Hartmann, Sophomore

1st Team

Allie Doucet, Senior

Kara Kyzar, Senior

2nd Team

Taylor Kitchens, Junior

Kiersten Kott, Junior

Honorable Mention

Ashley Penick, Junior

Academic All District (92% of Varsity)

Allie Doucet, Kara Kyzar, Monica Montgomery, Ashton Parkey, Anne Blackmon, Taylor Kitchens, Kiersten Kott, McKenna Mohr, Ashley Penick, Kendyl Stevens, Adrianna Hartmann

Academic All State (100% of seniors)

Allie Doucet, Kara Kyzar, Monica Montgomery, Ashton Parkey

Junior Varsity Team

25-7 Overall Record, 8-2 District Record; District Co-Champions

9 sophomores, 2 freshmen

Freshman

17-9 Overall Record, 7-3 District Record

14 freshmen

END OF SEASON WRAP-UP

FOOTBALL

Varsity

Un-Defeated 27AAA Champions

Bi-District Champions - Defeated Somerset 38-27

Area Finalist – Lost to Gonzales 19-7

Program Record 19-12-1

Varsity: 10-2 Overall Record, 5-0 District Record

JV: 4-6 Overall Record

Freshman: 5-4-1

Captains: Clayton Braden, Devin Castaneda, Adolfo Enciso, Matthew McManigle

FOOTBALL SUPERLATIVE AWARDS

2013 Padilla Poll Coaches 3-A All-State Team

Clayton Braden, #11	Senior	2 nd Team Defensive Lineman
---------------------	--------	--

2013 TXSWA 3A All-State Team

Brayden Beard, #7	Junior	3 rd Team DB
Kyle Grona, #10	Junior	Honorable Mention QB
Clayton Braden, #11	Senior	Honorable Mention DL
Wyatt Brannan, #20	Junior	Honorable Mention LB
Brayden Beard, #7	Junior	Honorable Mention WR

2013 3A Region IV Elite Team Texashsfootball.com

Brayden Beard, #7	Junior	1 st Team Offense WR
Gustavo Ortiz, #80	Senior	1 st Team Offense K
Jake Mohr, #55	Junior	2 nd Team Defense DL
Brayden Beard, #7	Junior	2 nd Team Defense DB

All-District 27AAA Selections

MVP

Brayden Beard

Offensive MVP

Kyle Grona

1st Team

Paco Martinez RB, Matthew McManigle WR, Joaquin Rivera WR, Wade Shepherd TE, Justin Mohr C, Blake Vick OL, Jamie Jarreau OL, Gustavo Ortiz K, Devin Castaneda DL, Jake Mohr DL, Clayton Braden DE, Wyatt Brannan LB, Bryce Beard LB, Sebastian Ortega DB

2nd Team

Kyle Reeh WR, Nathan Baca OL, Adolfo Enciso LB, Mason Clark DB

Honorable Mention

Cameron Netherland DL, Kyle Patteson OL, David Hardin OL, Braden Bowers DE

Academic All District

Clayton Braden, Wyatt Brannan, Brayden Beard, Bryce Beard, Cole Bourgeois, Braden Bowers, Devin Castaneda, Mason Clark, Adolfo Enciso, Kyle Grona, Kyle Guynes, Matthew Halderman, David Hardin, Jacob Hartmann, Jamie Jarreau, Mac Jeffers, Paco Martinez, Matthew McManigle, Blake Moffett, Cameron Netherland, Dillon Nielsen, Sebastian Ortega, Kyle Reeh, Wade Shepherd, Blake Vick, Ryan Weaver, Isac Zamudio

Academic All State

Clayton Braden, David Hardin, Jamie Jarreau, Matthew McManigle, Cameron Netherland, Wade Shepherd, Ryan Weaver

END OF SEASON WRAP-UP

TENNIS – BOYS & GIRLS

Varsity

Team Tennis Record: 26-5

#2 Final Ranking in 3A

State – 2nd Place Team Finish

Region IV Champions Team Tennis

State Qualifiers

Hannah Boubel – State Champion Girls Singles

Parker Phillips/Sitman Wainwright – 3rd Place Boys Doubles

Grace Igarta/Myra Powell – State Quarterfinalists Girls Doubles

Regional Qualifiers

Boys Doubles – Parker Phillips/Sitman Wainwright 2nd place and Josh Tree/Jake Pluenneke Quarterfinalist

Girls Singles – Hannah Boubel – 2nd place

Girls Doubles – Grace Igarta/Myra Powell – Regional Champions

Mixes Doubles – Matt Bain/Allison Vaughn – 3rd place/state alternates

District – Individuals

District Placed 12 out of 16 Players

District Champions – Boys Doubles – Phillips/Wainwright

Girls Singles – Hannah Boubel

Girls Doubles – Igarta/Powell

Academic All-District

Grace Igarta

Myra Powell

Shannon Smith

Sitman Wainwright

Emily Warren

Junior Varsity

1st in 4 Tournaments – Won 5/6 Divisions at District

END OF SEASON WRAP-UP

BASKETBALL – BOYS

Varsity

28-9 Overall Record

District 27-3A Champions

Bi-District Champions

Area Champion

Regional Quarterfinalists

Winners of the Fredericksburg & Canyon Lake Tournaments

Ended the regular season ranked # 24th in the State

Won the TABC Free Throw Award as a team by making 507/742

Time Warner Cable Scholar – Athlete

Austin Rodriguez

TABC Student Assistant of the Year-3A

Nathan Bain

Played in SAAABC All Star Game

Austin Rodriguez, Clayton Braden

Played in Best TX Tees Concho Valley

Clayton Braden, Wade Shepherd

Classic All Star Game

All District 27-3A:

MVP

Austin Rodriguez

Player of the Year

Wade Shepherd

1st Team

Clayton Braden

2nd Team

Kyle Reeh

Brian Watson

Mark Rodriguez

Honorable Mention

Matthew McManigle

Academic All District

Edward Williams, Wade Shepherd, Kyle Reeh, Clayton Braden, Mark Rodriguez, Matthew McManigle, Brian Watson, Austin Rodriguez, David Hardin, Sebastian Ortega, Mason Maxcey, Travis Koenig, Cole Bourgeois
Austin Rodriguez

All Region

Academic All State (THSCA & TABC)

Edward Williams, Wade Shepherd, Clayton Braden, Matthew McManigle, Austin Rodriguez, David Hardin, Travis Koenig

Junior Varsity Team

18-5 Overall Record, District Champions

Freshman Team

15-8 Overall Record, District Runners-Up

END OF SEASON WRAP-UP

BASKETBALL - GIRLS

Varsity

23-14 Overall Record, 6-4 District Record,

JV – 23-9 Overall Record, 8-2 District Record, District Champions

Freshman – 18-4 Overall Record, 7-0 District Record, District Champions

All-District 27-3A

Defensive Player of the Year Allie Doucet

First Team All-District Anissa Kneese, Erin McPherson

Second Team All-District Abby Ottmers, Ali Laratta, Robyn Remschel

Honorable Mention Mariah Espinoza, Codi Peters, Anna Koenig

ALL State

Allie Doucet

All Region

Allie Doucet

TGCA Academic All-State

Anissa Kneese, Ali Laratta, Allie Doucet, Erin McPherson, Robyn Remschel

TABC Academic All-State

Anissa Kneese, Ali Laratta, Allie Doucet, Erin McPherson, Robyn Remschel

Academic All-District

Erin McPherson, Allie Doucet, Ali Laratta, Abby Ottmers, Codi Peters, Mariah Espinoza, Robyn Remschel, Anissa Kneese, Anna Koenig

END OF SEASON WRAP-UP

SOCCER – BOYS

Varsity

5-13-2 Overall Record, 1-7 District Record

Battlin' Billie Award Winner Sammy Jaimes

Mr. Soccer Isac Zamudio

All District 27-3A

1st Team Jose Meza

Diego Saldana

2nd Team Sammy Studebaker

Nathan Mabery

Honorable Mention Ricky Martinez

Irvin Silva

Jacob Eckhardt

Academic All District Jacob Eckhardt, Charles Trois, Ricky Martinez, Diego

Saldana, Carlos Gonzalez, Nathan Mabery, Adolfo

Enciso, Sammy Studebaker, Jose Meza, Sammy Jaimes,

Alex Scudder

Academic All State Nathan Mabery

Junior Varsity Team

6-5-1 Overall Record

Fredericksburg ISD

END OF SEASON WRAP-UP

SOCCER - GIRLS

Overall Record 10-12-1

District 0-7-1

All District

1st team Taylor Husfeld - Soph

2nd Team Sadie Lopez - Soph
Brooke Nevins – Fr

Honorable Mention Zujey Cisneros – Jr
Stephanie Cadena

Academic All District

Gaby Aguilar, Vanesa Cisneros, Zujey Cisneros, Kyara Galindo, Jaquelin Gurrola, Taylor Kitchens, Anna Koenig, Brooke Nevins, Hailey Nicoson, Lucy Olvera, Olivia Radle, Emmy Sauer, Emily Shepherd, Neyra Tamayo

Fredericksburg ISD

END OF SEASON WRAP-UP

TRACK – BOYS

Varsity Team Region 4-3A 11th Place, Area 4th Place, District Champions

JV Team District Champions

State Qualifier

Sam Studebaker – 800m

Academic All-State (THSCA)

Edward Williams (1st Team), Matthew McManigle (1st Team), Travis Koenig (2nd Team), Will Scudder (Elite), Adolfo Enciso (Honorable Mention)

Regional Qualifier 4-3A

Adolfo Enciso, Daniel Rojas, Matthew McManigle, Kyle Allen, Michael Diaz, Jonathan Espinoza, Kyle Grona, Cody Stevens, Sam Studebaker, Bryce Trois, Devin Bylsma, Mitchell Edwards, Juan Hernandez-Ortega

Area Qualifier 27/28-3A

Adolfo Enciso, Chase Junell, Daniel Rojas, Matthew McManigle, Edward Williams, Kyle Allen, Michael Diaz, Jonathan Espinoza, Kyle Grona, Donovan Lozano, Cody Stevens, Sam Studebaker, Bryce Trois, Devin Bylsma, Mitchell Edwards, Juan Hernandez-Ortega

District 27-3A

Adolfo Enciso, Chase Junell, Travis Koenig, Daniel Rojas, Matthew McManigle, Edward Williams, Kyle Allen, Michael Diaz, Garrett Duckworth, Jonathan Espinoza, Kyle Grona, Nick James, Donovan Lozano, Jake Mohr, Cody Stevens, Sam Studebaker, Bryce Trois, Devin Bylsma, Mitchell Edwards, Elliot Hale, Juan Hernandez-Ortega, Blake Moffett, Matthew Blohm, Wade Davis, Will Scudder

Academic All-District

Adolfo Enciso, Chase Junell, Daniel Rojas, Matthew McManigle, Edward Williams, Garrett Duckworth, Nick James, Donovan Lozano, Jake Mohr, Sam Studebaker, Bryce Trois, Devin Bylsma, Mitchell Edwards, Elliot Hale, Blake Moffett, Wade Davis, Will Scudder

END OF SEASON WRAP-UP

TRACK – GIRLS

Varsity Team Region 4-3A 11th Place, Area Runner Up, District Runner Up

JV Team District Champions

State Qualifier

Chase Whiting - ?????? Place – 100m Hurdles

Lauren Smith - ?????? Place – Pole Vault (11-00.00 School Record)

Academic All-State (THSCA/TGCA)

Monica Montgomery (1st Team), Katelyn Immel (1st Team),

Catherine Romanick (1st Team), Serena Rivera (Honorable Mention), Victoria Henke (Honorable Mention)

Regional Qualifier 4-3A

Lindcy Cisneros, Victoria Henke, Katelyn Immel, Catherine Romanick, Brooke Segner, Hanna Castillo, Ashley Penick, Shelbi Schneider, Jessica Cadena, Alyssa Hohn, Lauren Smith, Madison Trousdale, Chase Whiting, Kyra Wunderlich, Emily Myers, Clarissa Sanchez

Area Qualifier 27/28-3A

Lindcy Cisneros, Victoria Henke, Katelyn Immel, Serena Rivera, Catherine Romanick, Brooke Segner, Hanna Castillo, Ashley Penick, Shelbi Schneider, Jessica Cadena, Alyssa Hohn, Lauren Smith, Madison Trousdale, Chase Whiting, Kyra Wunderlich, Emily Myers, Clarissa Sanchez

District 27-3A

Lindcy Cisneros, Victoria Henke, Katelyn Immel, Monica Montgomery, Katelyn Reed, Serena Rivera, Catherine Romanick, Brooke Segner, Ciera Wilke, Hanna Castillo, Paxten Keyser, Ashley Penick, Kaitlyn Riggs, Alexia Rodriguez, Shelbi Schneider, Jessica Cadena, Mason DeLong, Alyssa Hohn, Anytcy Marin, Lauren Smith, Madison Trousdale, Chase Whiting, Kyra Wunderlich, Emily Myers, Clarissa Sanchez

Academic All-District

Victoria Henke, Katelyn Immel, Monica Montgomery, Katelyn Reed, Serena Rivera, Catherine Romanick, Brooke Segner, Ciera Wilke, Hanna Castillo, Paxten Keyser, Ashley Penick, Alexia Rodriguez, Shelbi Schneider, Jessica Cadena, Alyssa Hohn, Lauren Smith, Madison Trousdale, Chase Whiting, Kyra Wunderlich, Emily Myers, Clarissa Sanchez, Cory Remschel

END OF SEASON WRAP-UP

GOLF - BOYS

3A State Championship Qualifiers

Regional Champions

District Runner-Up

Varsity Boys

7 Invitationals District Regional State Tournaments

Won 3 Tournaments: Ingram Inv., Brandeis Inv., Regional Tournament

3 Second Place Finishes: Bandera Inv, Fredericksburg Inv.,
District 27-3A Tournament

1 Third Place Finish: Cedar Creek Inv.

State Tournament 5th Place

Regional Tournament 1st Place Regional Champions
Cole Grona 3rd Medalist

District Tournament –Runner-Up
Cole Grona 2nd Medalist

First Team All-Region Cole Grona

Second Team All-Region Hudson Ross Tyler Kaman

First Team All-District Cole Grona, Hudson Ross, Langston James, Tyler Kaman

Second Team All-District Mills Meier

Academic All District Cole Grona, Hudson Ross, Langston James, Tyler Kaman, Mills Meier, James Cadena, Braiden Hagel, Branden Willis, Cody Warren, Justin Penn

Varsity Team 2 and JV Team

Participated in 10 Tournaments

1 First Place Finish: Brennen Inv.

6 Top 5 Finishes

END OF SEASON WRAP-UP

GOLF - GIRLS

3A State Championship Qualifier

Regional Champions	District Champions
10 Tournaments	7 Invationals District Regional State Tournaments
Won 5 Tournaments:	Brandeis Inv., Burnet Inv., Bandera Inv., and District 27-3A Tournament, Regional Tournament
1 Second Place Finish:	Fredericksburg Inv
2 Third Place Finishes:	Smithson Valley Inv, 5A Regional Preview
8 Top 3 Finishes This Season	
State Tournament 5 th	
Regional Tournament	1 st Regional Champions Kristen Payne 2 nd Medalist Kaytlen James 4 th Medalist
District Tournament	1 st District Champions Kristen Payne District Medalist Champion Kaytlen James 3rd Medalist
First Team All-Region	Kristen Payne, Kaytlen James
Second Team All-Region	Katelyn Zuberbueler
First Team All-District	Kaytlen James, Kristen Payne, Katelyn Zuberbueler
Second Team All-District	Leeanne Shackelford
Academic All District	Kaytlen James, Kristen Payne, Katelyn Zuberbueler, Leeanne Shackelford, Lorin Flores, and Madison Torres
Academic All State	Kaytlen James, Kristen Payne

END OF SEASON WRAP-UP

BASEBALL

Varsity

Overall Record 9-19

4th Place Finish

Bi-District Finalist

All District 27-3A

1st Team

Blake Moffett, Outfield

Co-Newcomer of the Year

Wade Davis

2nd Team

Kody Behrends, Pitcher

Riley Neffendorf, Outfield

Braden Bowers, Catcher

Kyle Guynes, First Base

Academic All District

Riley Neffendorf, Blake Moffett, Justin Durst, Kyle Guynes, Dylan Hellums, Braden Bowers, Brandon Kneese, Cameron LeFan, Joe Mohon, RJ Calzada, Mitchell Edwards, Justin Mohr

Academic All-State

Not yet released

END OF SEASON WRAP-UP

SOFTBALL

Varsity

District Runner-Up

22-12 Overall Record

All District 27-3A:

MVP

Camry Weinheimer

Newcomer of the Year

Macalah Jenschke

1st Team

Mackenzie Spisak, Catcher

Christa Schulz, DP

Taylor Gamble, Infield

2nd Team

Ali Laratta, Infield

Kiersten Kott, Outfield

Honorable Mention

Hannah Shenk

Mackenzie Straube

Academic All District

Taylor Gamble, Kiersten Kott, Christa Schulz, Hannah Shenk, Mackenzie Spisak, Camry Weinheimer, Kaitlin Huizinga, Macalah Jenschke, Ali Laratta, Kendall Huizinga

Academic All State

Not yet released

Junior Varsity Team

16-3 Overall Record



3rd place in San Antonio Kennedy Tournament

2nd in the Comfort Tournament

FISD Athletics Update 2013-14

FISD Athletics Mission Statement

To give each individual student athlete an opportunity to compete at the highest level possible and accept his or her role as a Battlin' Billie.



FISD Athletics Philosophy

To prepare the student athlete to excel in their faith, family, community, academics, and athletics. To become contributing citizens in today's competitive society.

Fredericksburg ISD

45




Goals and Objectives

- To win the District Championship every year



- To represent the UIL District in the playoffs every year



- To finish in the top 10 in the Lone Star Cup standings every year – Currently tied for 8th 34 pts.

- Next update 5/14 we will have 44 pts.

Goals and Objectives

- To develop a team concept



- To develop a strong work ethic in and out of athletics



- To practice good sportsmanship at all times



Goals and Objectives

- To develop each player physically, mentally, and socially



48

- To develop character in each individual player



Goals and Objectives

- To show improvement in all phases of the game



- To have fun and let student athletes enjoy “the best times of their lives”



Paras/Clerk	REASON	POSTED	POSITION	EX-EMPLOYEE	NEW EMPLOYEE/PLANS	APPROVED DATE	STATUS
Primary	Retired	YES	Para-Library	Ginger Scott	Jane Lewis-from PS IA Reg.	4/18/2014	DONE
Primary	Transfer	YES	Para-Instr. Asst. Regular	Jane Lewis (transferred)			OPENED
Stonewall							
Elementary	Resigned	YES	Para-Instr. Asst. SE SC	Jessica De Pierri			OPEN
Middle School	Retired	NO	Para-ISS	Paula Moore	Sue Reeves-from HS Para Spec Ed SC	3/20/2014	DONE
Middle School	Transfer	YES	Para-Library Assistant	Julia Dickens (transferred)		5/3/2014	OPENED
Middle School	Delete	NO	Para-ELA Intervention	Summer Harris	DELETE POSITION (paid by C & I Funds)	5/7/2014	DONE
Middle School	Retired	YES	Para-ELL Intervention Academy	Dora Sanchez	Yazmin Ramirez??		OPENED
High School/DAEP	Retired	NO	Para-DAEP	Edgar Marshall			WAIT
Special Ed CO-OP	Transfer	YES	Para-Spec. Ed. SC @ FHS	Sue Reeves (transferred)			OPENED
Special Ed CO-OP	Retired	NO	Para-Interpreter	Lois Spencer	DELETE POSITION	3/20/2014	DONE
Central Office							

1
2
3
4
5
6

Annual Trade	REASON	POSTED	POSITION	EX-EMPLOYEE	NEW EMPLOYEE/PLANS	APPROVED DATE	STATUS
Custodian	Resigned	YES	Custodian-Auditorium & HS café	Barbara			OPENED
Custodian	Resigned	YES	Custodian-100 building	Isidro Salinas			OPENED
Custodian	Transfer	YES	Custodian-floater	Kandice Jost			OPENED
Maintenance	Retired	YES	Painter	Jose Contreras			OPENED
Maintenance	Transfer	NO	General Maintenance	Doug Alford			WAIT
Maintenance	Retired	NO	Plumber Assistant	Tracy	Doug Alford-from Maint General		WAIT
Maintenance	Retired	NO	Grounds	Glenn Juenke			WAIT
School Nutrition							
Transportation	Resigned	YES	Bus Driver	Ronald Morse			OPENED
Transportation	Resigned	YES	Bus Driver	Garrett Deforged			OPENED
Technology	Resigned	YES	Instructional Tech., Specialist	Ken Weatherford	Jeff Styles-from Tech Network Tech.	3/20/2014	DONE
Technology	Transfer	YES	Network Technician	Jeff Styles (transferred)			OPENED
Technology	New	YES	Web Administrator	NEW			OPENED
Technology	Retired	YES	Systems Progr./Analyst-Entry	Charles Malinak			OPENED

1
2
3
4
5
6
7
8
9

FISD OPENINGS	5/12/2014
CAMPUS/DEPT.	SUBJECT/POSITION
PRIMARY CAMPUS	Paraprofessional
STONEWALL CAMPUS	NONE
ELEMENTARY CAMPUS	Teacher, Grade 2, 3 or 4
	Paraprofessional, SE Autism Unit
	Teacher, Grade 4
	Teacher, Bilingual Grade 2, 3, or 4
MIDDLE SCHOOL CAMPUS	Paraprofessional-ELL/ESL Intervention
	Paraprofessional-Library
	Teacher-Science or Math, coach girls' athletics
	Teacher-Health & Wellness, coach girls' athletics
HIGH SCHOOL CAMPUS	Teacher-Automotive Tech
	Teacher, Science Composite, Physics
	Teacher, Math, coach-FB & 2nd sport TBD
	Paraprofessional-DAEP
	Paraprofessional-Special Ed. Self-Contained
	Teacher-Science, coach-FB & 2nd sport TBD
SPIE COUNTY LEARNING CENTER	NONE
SPECIAL EDUCATION CO-OPERATION	NONE
CENTRAL OFFICE	NONE
SCHOOL NUTRITION	NONE
CUSTODIAN	Custodian-Auditorium and Band Hall
	Custodian-FMS
	Custodian-TBD
TRANSPORTATION	Bus Driver
	Bus Driver
MAINTENANCE	General Maintenance-Painter
TECHNOLOGY	Web Administrator
	Network Technician
	Systems Programmer/Analyst- Entry

1

2

3

4

5

6

7

8

9

10

11

12

13

14

15

16

17

18

19

20

21

22

23

24

FREDERICKSBURG INDEPENDENT SCHOOL DISTRICT 2014 Summer School Programs for Fisd Students

Fredericksburg Primary School

Bilingual/ESL Summer School Prek & Kindergarten

June 9 – July 2, 2014

8:00 – 2:45

3 Bilingual Teachers , 1 PreK, 2 Kindergarten

2 ESL Teachers, 1 PreK, 1 Kindergarten

67 Students

Fredericksburg Elementary School

Bilingual Summer School 1-4

June 9 – June 27, 2014

8:00- 12:00

4 Teachers

52 Students

Student Success Initiative Grade 5 Reading and Math

June 16 – June 25, 2014

8:00 – 2:30

3 Teachers

≤ 30 Students

Fredericksburg Middle School

Student Success Initiative Grade 8 Reading and Math

June 16 – June 25

8:30 – 11:30

4 Teachers

≤ 40 Students

Fredericksburg High School

Credit Recovery, A+

June 9 – June 27

8:30 – 11:30

1 Teacher

Students TBD

Fee \$125 per class

Student Success Initiative EOC

June 23 – June 26

8:00am – 12pm

8 Teachers

Students TBD

As of 5.5.2014

Information Item:

A. Dates of Interest

Wed	May 14	6-8:00 pm	FES Cafeteria	Academic Awards Banquet
Mon	May 19	7:00 pm	FMS Cafeteria	FMS Choir Concert
Mon	May 26			Regular School Day
Fri	May 30	12:15-3:05	FPS Walking Trail	Splash Day
Wed	June 4		FHS Auditorium	GCLC Graduation
Thu	June 5	9:00-2:50	FPS Gym	Kindergarten Graduation
Fri	June 6			Teacher Inservice
Fri	June 6	8:00 pm	Gillespie County Fairgrounds	Graduation

OFFICE OF HUMAN RESOURCES


234 Friendship Lane, Fredericksburg, TX 78624 • (830) 997-9551

Fredericksburg ISD Memorandum

234 Friendship Lane, Fredericksburg, Texas 78624 • (830) 997-9551



DATE: May 7, 2014
TO: Board of Trustees
FROM: Eric Wright, Superintendent
RE: Teacher, English



I recommend for Board approval:

Name: **Amy Darsey**
ID #2540 DOB: 6/26

Campus and Position(s): Middle School
Teacher, English

Colleges/Universities attended: Texas Lutheran University; Concordia University of Texas
High School attended: Elgin High School

Degree(s) and certification(s): Bachelor of Arts, Elementary Education
Certified Elementary 1-8 and ESL

Previous teaching experience: 9 years*
Previous teaching locations: Dripping Springs ISD and Lake Travis ISD

Length of Contract: 187 Days
Type of Contract: 1-year Probationary

Base Salary: Teacher Step 9

Anticipated First Day: August 13, 2014

*Pending verification of Service Records

cc: Business/Finance
Payroll
Curriculum & Instruction
Community Ed
Middle School

OFFICE OF HUMAN RESOURCES

234 Friendship Lane, Fredericksburg, TX 78624 • (830) 997-9551

Fredericksburg ISD Memorandum

234 Friendship Lane, Fredericksburg, Texas 78624 • (830) 997-9551



DATE: May 7, 2014
TO: Board of Trustees
FROM: Eric Wright, Superintendent
RE: Teacher, English



I recommend for Board approval:

Name: **Julia Dickens**

Campus and Position(s): Middle School
Teacher, English

Colleges/Universities attended: St. Mary's University, San Antonio
High School attended: Fredericksburg High School

Degree(s) and certification(s): Bachelor of Arts, English
English LA and Reading 7-12 (Certificate pending)

Previous teaching experience: None
Previous teaching locations: Currently the Library Aide at Fredericksburg Middle School

Length of Contract: 187 Days
Type of Contract: 1-year Probationary

Base Salary: Teacher Step 0
Stipends: MS Golf

Anticipated First Day: August 13, 2014

cc: Business/Finance
Payroll
Curriculum & Instruction
Community Ed
Middle School

OFFICE OF HUMAN RESOURCES

234 Friendship Lane, Fredericksburg, TX 78624 • (830) 997-9551

Fredericksburg ISD Memorandum

234 Friendship Lane, Fredericksburg, Texas 78624 • (830) 997-9551



DATE: May 7, 2014
TO: Board of Trustees
FROM: Eric Wright, Superintendent
RE: Teacher, English



I recommend for Board approval:

Name: **Shannon Windham**
ID #2260 DOB: 8/11

Campus and Position(s): Middle School
Teacher, English

Colleges/Universities attended: Tarleton State University
High School attended: Hillsboro High School, Hillsboro

Degree(s) and certification(s): Bachelor of Arts, History
Certified English 6-12; Social Studies Composite 6-12; and ESL

Previous teaching experience: 13 years*
Previous teaching locations: Kerrville ISD; Marble Falls ISD, Fredericksburg ISD (Substitute);
Waco ISD and Clifton ISD

Length of Contract: 187 Days
Type of Contract: 1-year Probationary

Base Salary: Teacher Step 13

Anticipated First Day: August 13, 2014

*Pending verification of Service Records

cc: Business/Finance
Payroll
Curriculum & Instruction
Community Ed
Middle School

POSITION HELD

LAST NAME FIRST NAME

RET

MONTHS

DAYS

CAMPUS

14-15

1 year contracts

POSITION HELD	LAST NAME	FIRST NAME	DUAL	RET	MONTHS	DAYS	CAMPUS	14-15
---------------	-----------	------------	------	-----	--------	------	--------	-------

Dual 1 Year contracts

POSITION HELD	LAST NAME	FIRST NAME	MONTHS	DAYS	CAMPUS	14-15
CERTIFIED TEACHER	Robertson	Mich	10		FMS	2

Change

2 Year Contracts

POSITION HELD	LAST NAME	FIRST NAME	DUAL	RET	MONTHS	DAYS	CAMPUS	14-15
---------------	-----------	------------	------	-----	--------	------	--------	-------

Dual 2 Year contracts

POSITION HELD	LAST NAME	FIRST NAME	MONTHS	DAYS	CAMPUS	13-14	14-15
CERTIFIED CLASSROOM TEACHER	Bell	Jami	10	187	ELEM	1P	1P

1 Year Probationary Contract

POSITION HELD	LAST NAME	FIRST NAME	DUAL	RET	MONTHS	DAYS	CAMPUS	13-14	14-15
---------------	-----------	------------	------	-----	--------	------	--------	-------	-------

Dual 1 Year Probationary

OFFICE OF HUMAN RESOURCES


234 Friendship Lane, Fredericksburg, TX 78624 • (830) 997-9551

Fredericksburg ISD Memorandum

234 Friendship Lane, Fredericksburg, Texas 78624 • (830) 997-9551



DATE: May 12, 2014
TO: Board of Trustees
FROM: Eric Wright, Superintendent
RE: Speech Pathologist



I recommend for Board approval:

Name: **Kimberly Kucherka**
ID #2541 DOB: 3/12

Campus and Position(s): Hill Country Special Ed Co-Op
Speech Pathologist

Colleges/Universities attended: Stephen F. Austin State University, Nacogdoches
High School attended: Waltrip High School, Houston

Degree(s) and certification(s): Master of Educational Leadership
Bachelor of Arts, Speech and Hearing Therapy
Certified Speech and Hearing Therapy PK-12; Principal EC-12

Previous teaching experience: 22 years*
Previous teaching locations: Katy ISD; Houston ISD; Aldine ISD

Length of Contract: 187 Days
Type of Contract: 1-year Probationary

Base Salary: Teacher Pay Step 22
Stipend for Speech Pathologist
Stipend for Advanced Degree

Anticipated First Day: August 13, 2014

*Pending verification of Service Records

cc: Business/Finance
Payroll
Curriculum & Instruction
Community Ed
Special Ed Co-Op