

Notice of Regular Meeting
BOARD OF TRUSTEES
Natalia ISD

Notice is hereby given that on September 9, 2019, the Board of Trustees of the Natalia ISD will hold a Regular meeting beginning at 6:30 PM in the Natalia Junior High School, Cafeteria. The subjects to be discussed are listed on the agenda which is attached to and made a part of this Notice.

If, during the course of the meeting covered by this Notice, the Board of Trustees should determine that a closed session of the Board of Trustees is required, then such closed session as authorized by the Texas Open Meetings Act, Texas Government Code Section 551.001, et seq., will be held by the School Board at the date, hour, and place given in this Notice or as soon after the commencement of the meeting covered by this Notice as the School Board may conveniently meet in such closed session concerning any and all purposes permitted by the Act, including, but not limited to the following sections and purposes:

Texas Government Code Section:

- 551.071 Private consultation with the Board's attorney.
- 551.072 Discussing purchase, exchange, lease, or value of real property.
- 551.073 Discussing negotiated contracts for prospective gifts or donations.
- 551.074 Discussing personnel or to hear complaints against personnel.
- 551.076 Considering the deployment, specific occasions for, or implementation of, security personnel or devices.
- 551.082 Considering discipline of a public school child, or complaint or charge against personnel.
- 551.0821 Personally identifiable information about public school student.
- 551.083 Considering the standards, guidelines, terms, or conditions the Board will follow, or will instruct its representatives to follow, in consultation with representatives of employee groups.
- 551.084 Excluding witnesses from a hearing.

Before any closed meeting is convened, the presiding officer will publicly identify the section or sections of the Act authorizing the closed meeting.


Should any final action, final decision, or final vote be required in the opinion of the School Board with regard to any matter considered in such closed session, then the final action, final decision, or final vote shall be either:

- (a) in the open meeting covered by the Notice upon the reconvening of the public meeting; or
- (b) at a subsequent public meeting of the School Board upon notice thereof; as the School Board shall determine.

Posted 5:00 PM on Friday, September 6, 2019 on the bulletin board located in front of Natalia Junior High and in the window adjacent to the front door of the James Barta Building.

Dr. Hensley Cone

Dr. Hensley Cone, Superintendent



Eric Smith, Board President

BOARD OF TRUSTEES
Natalia ISD

Notice is hereby given that on September 9, 2019, the Natalia ISD Board of Trustees will hold a Regular meeting beginning at 6:30 PM in the Natalia Junior High School, Cafeteria. The subjects to be discussed or considered or upon which any formal action may be taken are listed below. Items do not have to be taken in the order shown on this meeting notice.

1. CALL TO ORDER, PLEDGES, PRAYER, WELCOME

Presenter: Eric Smith, Board President

2. PUBLIC COMMENT

Presenter: Eric Smith, Board President

3. PROGRESS MONITORING

Presenter: Lori Robinson, Executive Director of C&I

- A. Goal Progress Measure 3.1 - The percentage of graduating seniors will increase meeting at least one college readiness indicator from 32% to 50% by August 2021. 2019- 35%; 2020- 42%; 2021- 50% 4

Presenter: Lori Robinson, Executive Director of C&I / Dr. Andrea Moreno Hewitt, High School Principal

- B. Superintendent Evaluation of Goal Progress Measure 3.1 - The percentage of graduating seniors will increase meeting at least one college readiness indicator from 32% to 50% by August 2021. 2019- 35%; 2020- 42%; 2021- 50%

Presenter: Dr. Hensley Cone

- C. Goal Progress Measure 3.2 -Increase the percentage of graduating seniors who have passed at least one industry certification from 3% to 20% by August 2021. August 2019- 10%; August 2020- 15%; August 2021- 20%

Presenter: Lori Robinson, Executive Director of C&I / Dr. Andrea Moreno Hewitt, High School Principal

- D. Superintendent Evaluation of Goal Progress Measure 3.2 - Increase the percentage of graduating seniors who have passed at least one industry certification from 3% to 20% by August 2021. August 2019- 10%; August 2020- 15%; August 2021- 20%

Presenter: Dr. Hensley Cone

- E. Superintendent Constraint Progress Measure 1.2 - The percentage of inputs aligned to achieving Student Outcome Goals being indicated within District and Campus Improvement plans will increase from 0% to 100% by 2021. 2019 100% 2020 100% 2021 100%

Presenter: Dr. Hensley Cone, Superintendent

- F. Superintendent Evaluation of Superintendent Constraint Progress Measure 1.2 - The percentage of inputs aligned to achieving Student Outcome Goals being indicated within District and Campus Improvement plans will increase from 0% to 100% by 2021. 2019 100% 2020 100% 2021 100% 22

Presenter: Dr. Hensley Cone

G. State Assessment Results 60

4. **CONSENT AGENDA**

Presenter: Eric Smith, Board President

A. Consider and approve minutes from August 12 Regular Meeting, August 16 Special Meeting, and August 26 Special Meeting/ Workshop 72

B. Consider and approve the August 2019 Board's Time Use Tracker (LSG) 77

C. Consider and approve August 2019 Board's Staff Use Tracker (LSG)

D. Consider and approve August Financials 78

E. Consider and approve District and Campus Improvement Plans

F. Consider and approve 2019-2020 TTESS Evaluators and Alternate Evaluator 98

G. Consider and approve 2019-2020 TTESS Evaluation Timeline 99

H. Consider and approve renewal of membership in Walsh Gallegos' Retainer Program 100

5. **DISCUSSION AND POSSIBLE ACTION**

A. Discuss and take possible action on Board Constraint 3.0 - Do not deviate from Natalia ISD Board Policy or Natalia ISD Board Operating Procedures such as negotiating financial compensation with district employees
Presenter: Eric Smith, Board President

B. Discuss and take possible action to approve recommendations pertaining to implementation of HB2840 public comment and BED (LOCAL) Policy
Presenter: Eric Smith, Board President 110

C. Discuss and take possible action on revised Student Outcome Goals 112

D. Discuss and take possible action on Cross Country Assistant Coach Stipend


E. Superintendent Report on Enrollment, Transfers, Staffing, and Beginning of the Year 113

6. **ADJOURN**

Presenter: Eric Smith, Board President

Dr. Hensley Cone

Dr. Hensley Cone, Superintendent



Eric Smith, Board President



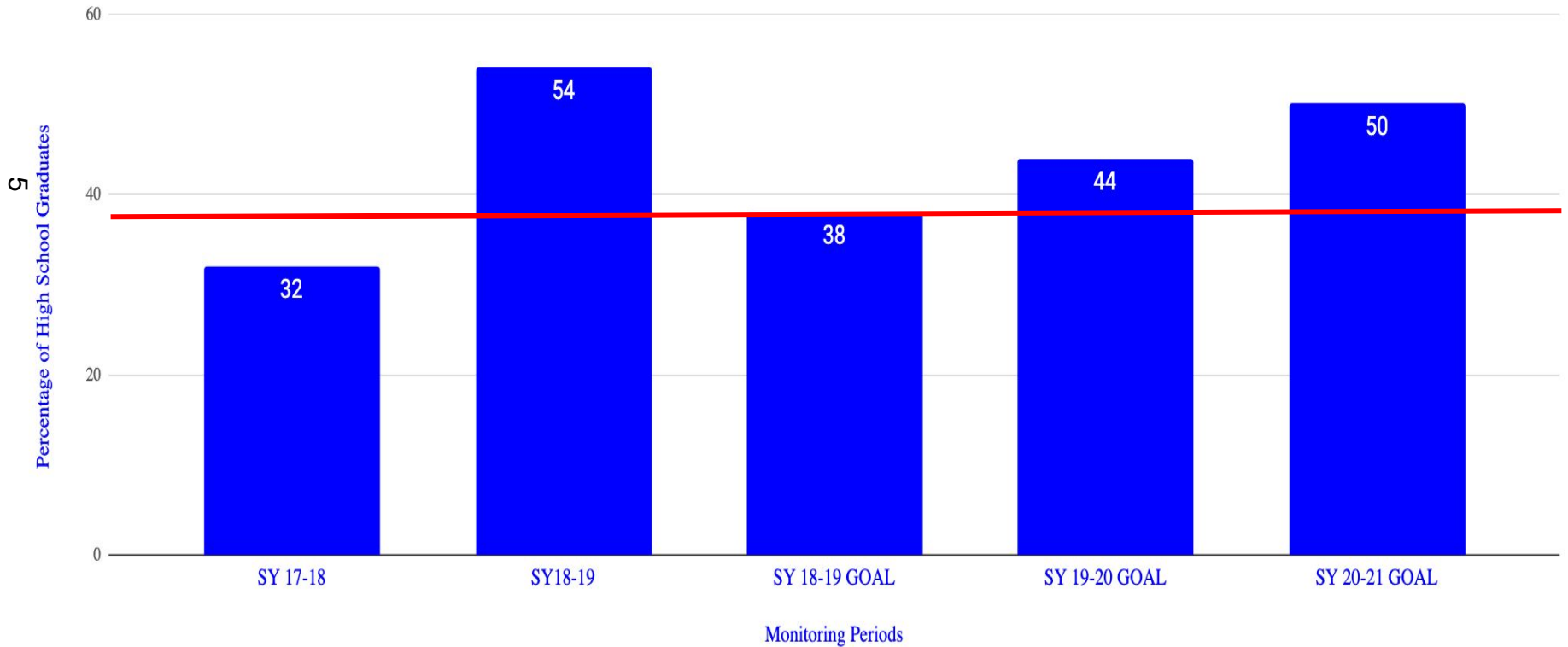
Student Outcome Goal 3.0

SOG 3.0 - The percentage of high school graduates classified as **College, Career, or Military Ready** will increase from **32%** to **50%** by the end of the **August 2021**.



SOG 3.0 - The percentage of high school graduates classified as **College, Career, or Military Ready will increase from **32%** to **50%** by the end of the **August 2021**.**

Student Outcome Goal 3.0 - The percentage of high school graduates classified as College, Career, or Military Ready will increase from 32% to 50% by the end of the August 2021.

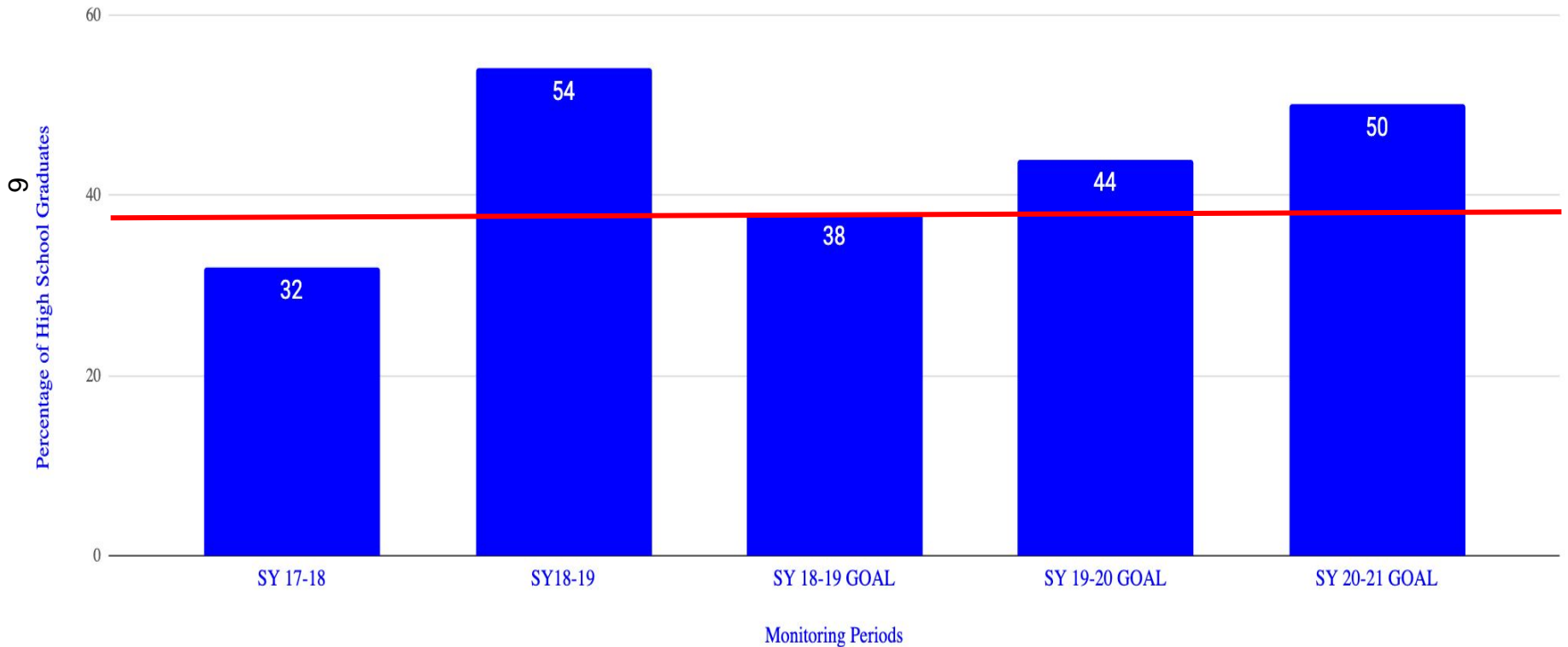




SOG 3.0 - The percentage of high school graduates classified as **College, Career, or Military Ready** will increase from **32%** to **50%** by the end of the **August 2021**.

SUPERINTENDENT EVALUATION - MET EXPECTATIONS

Student Outcome Goal 3.0 - The percentage of high school graduates classified as College, Career, or Military Ready will increase from 32% to 50% by the end of the August 2021.





Goal Progress Monitoring

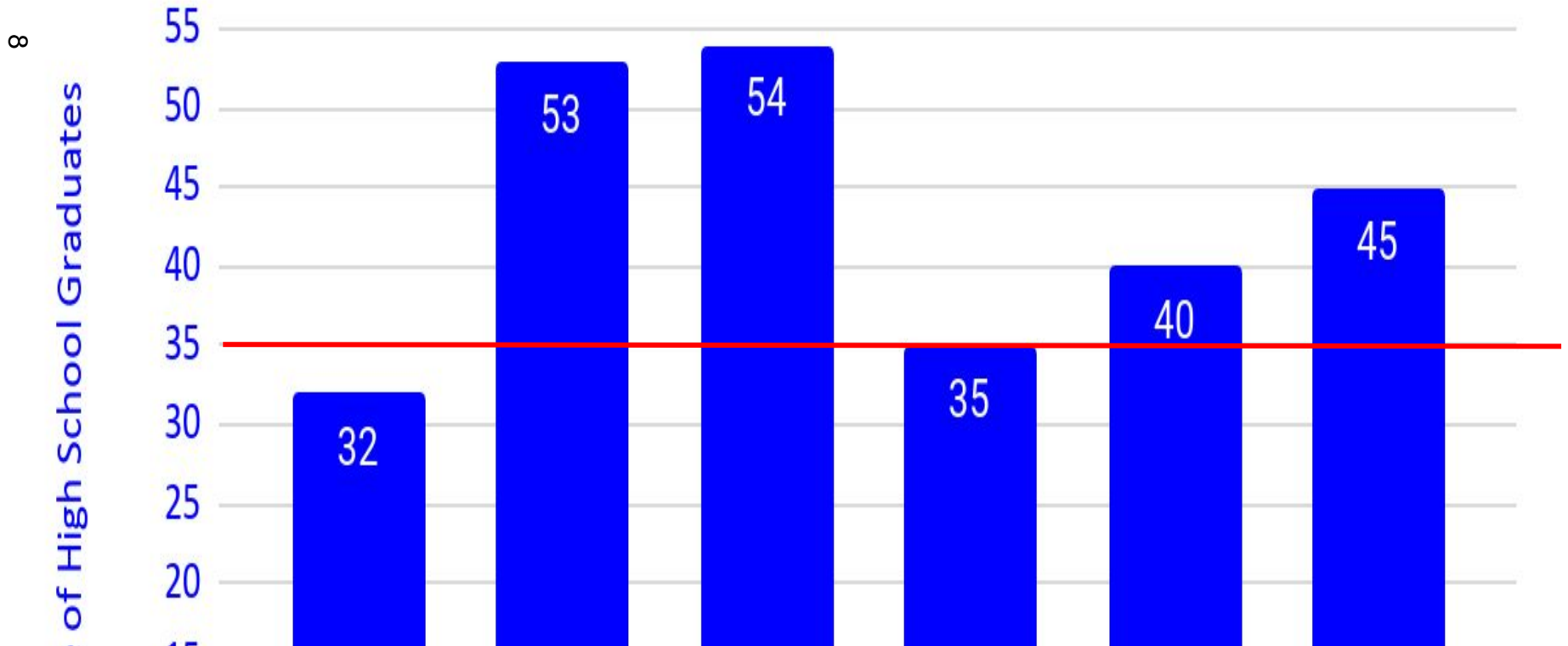
September 9, 2019

GPM 3.1 - The percentage of graduating seniors will increase **meeting at least one college readiness indicator** from **32%** to **50%** by 2021.



Goal Progress Measure 3.1 - The percentage of graduating seniors will increase meeting at least one college readiness indicator from **32%** to **50%** by 2021.

Goal Progress Measure 3.1 - The percentage of graduating seniors will increase meeting at least one college readiness indicator from 32% to 50% by 2021.



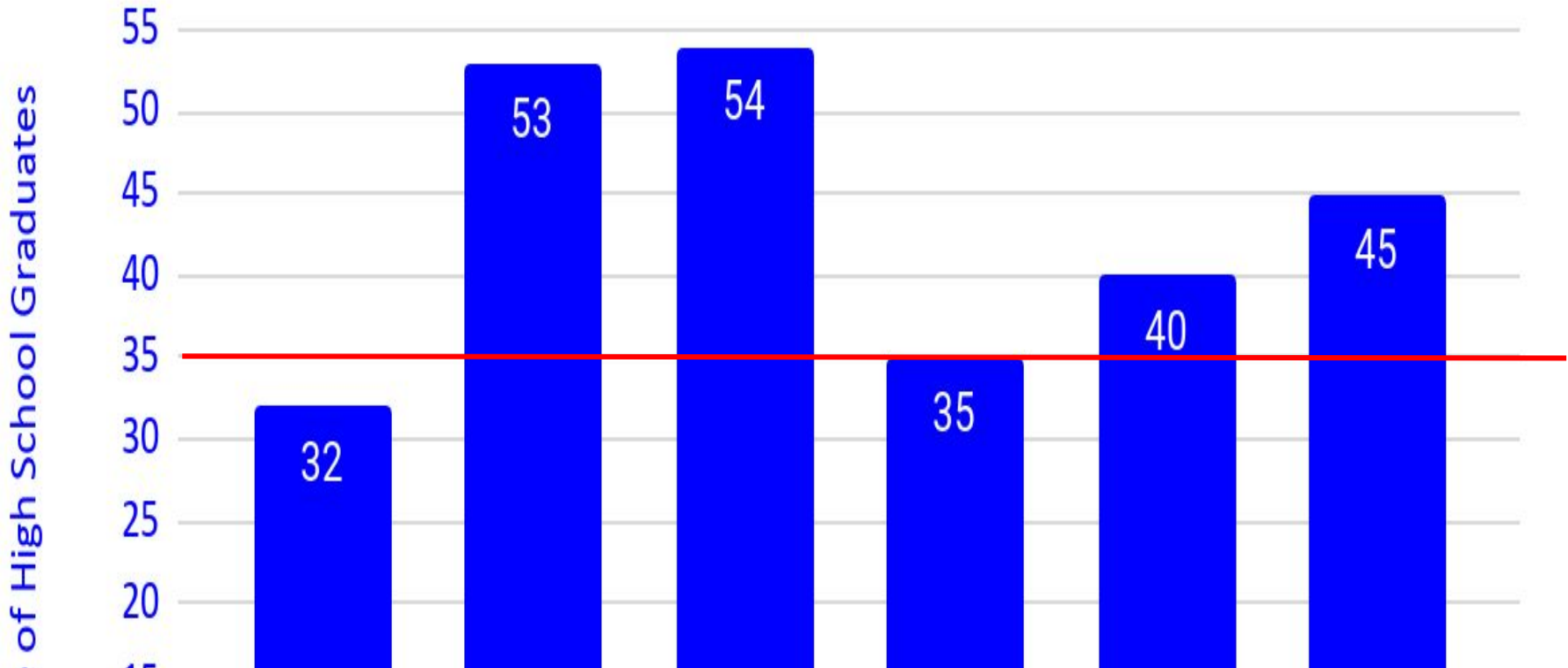


Goal Progress Measure 3.1 - The percentage of graduating seniors will increase meeting at least one college readiness indicator from **32%** to **50%** by 2021.

SUPERINTENDENT EVALUATION - MET EXPECTATIONS

Goal Progress Measure 3.1 - The percentage of graduating seniors will increase meeting at least one college readiness indicator from 32% to 50% by 2021.

6





Reflection and Discussion





Responses to GPM 3.1 Data Sets

During the Instructional Day

- Provide TSI support
- Monitored student data and course selection
- Facilitate meetings between military recruiters and students
- Offering dual credit courses
- SAT School Day
- Provide funding for administration of assessments.
- Human Services practicum is community service driven

Outside the Instructional Day

- Early College Academy orientation and camp
- Tutoring for assessments

To Address This Data

- Continue to monitor data and counsel students regarding course choices
- Exploring multiple programs to provide additional opportunities for our students



Reflection and Discussion



12



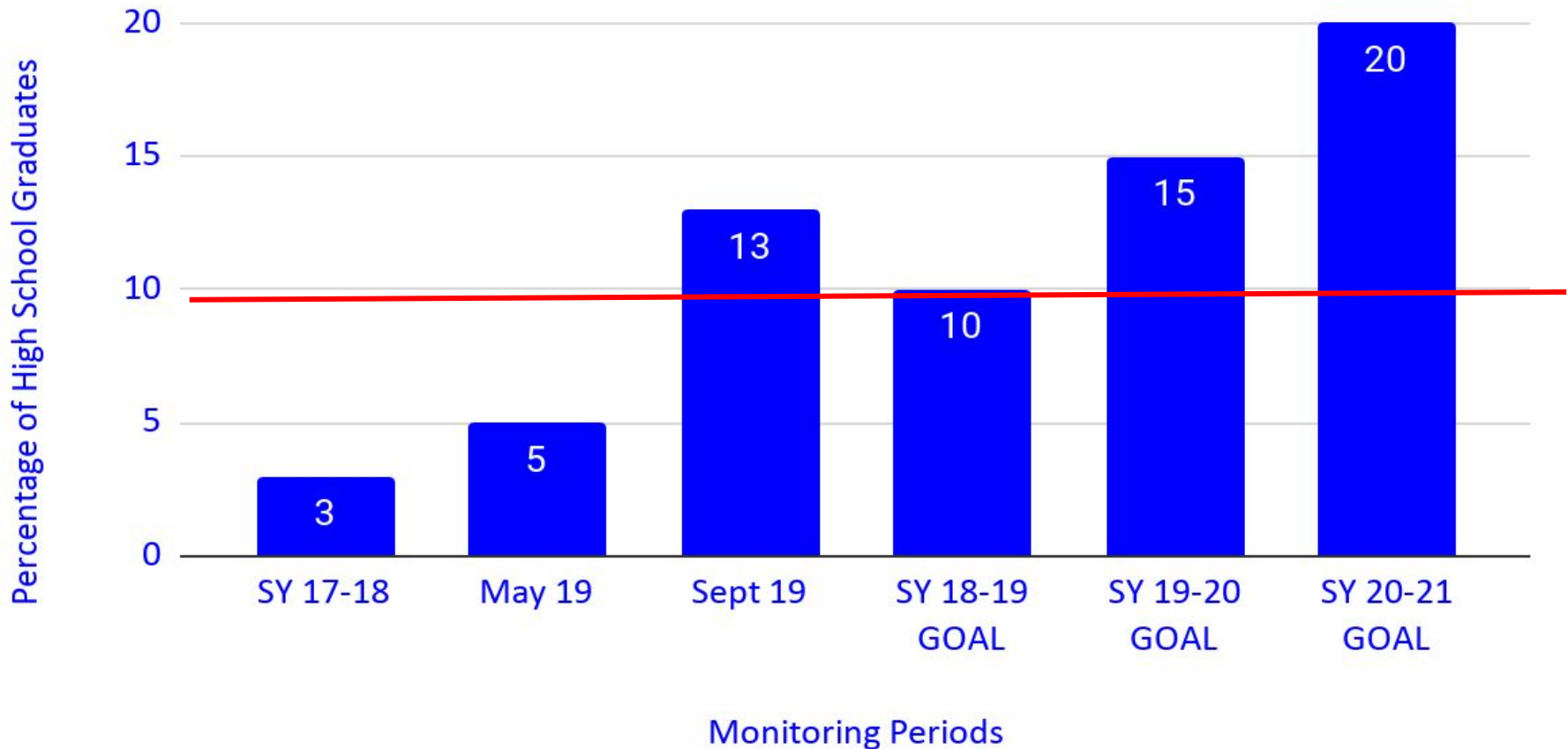
Goal Progress Monitoring September 9, 2019

GPM 3.2 - Increase the percentage of graduating seniors who have passed at least one industry certification from 3% to 20% by 2021.



Goal Progress Measure 3.2 - Increase the percentage of graduating seniors who have passed at least one industry certification from 3% to 20% by 2021.

Goal Progress Measure 3.2 - Increase the percentage of graduating seniors who have passed at least one industry certification from 3% to 20% by 2021.



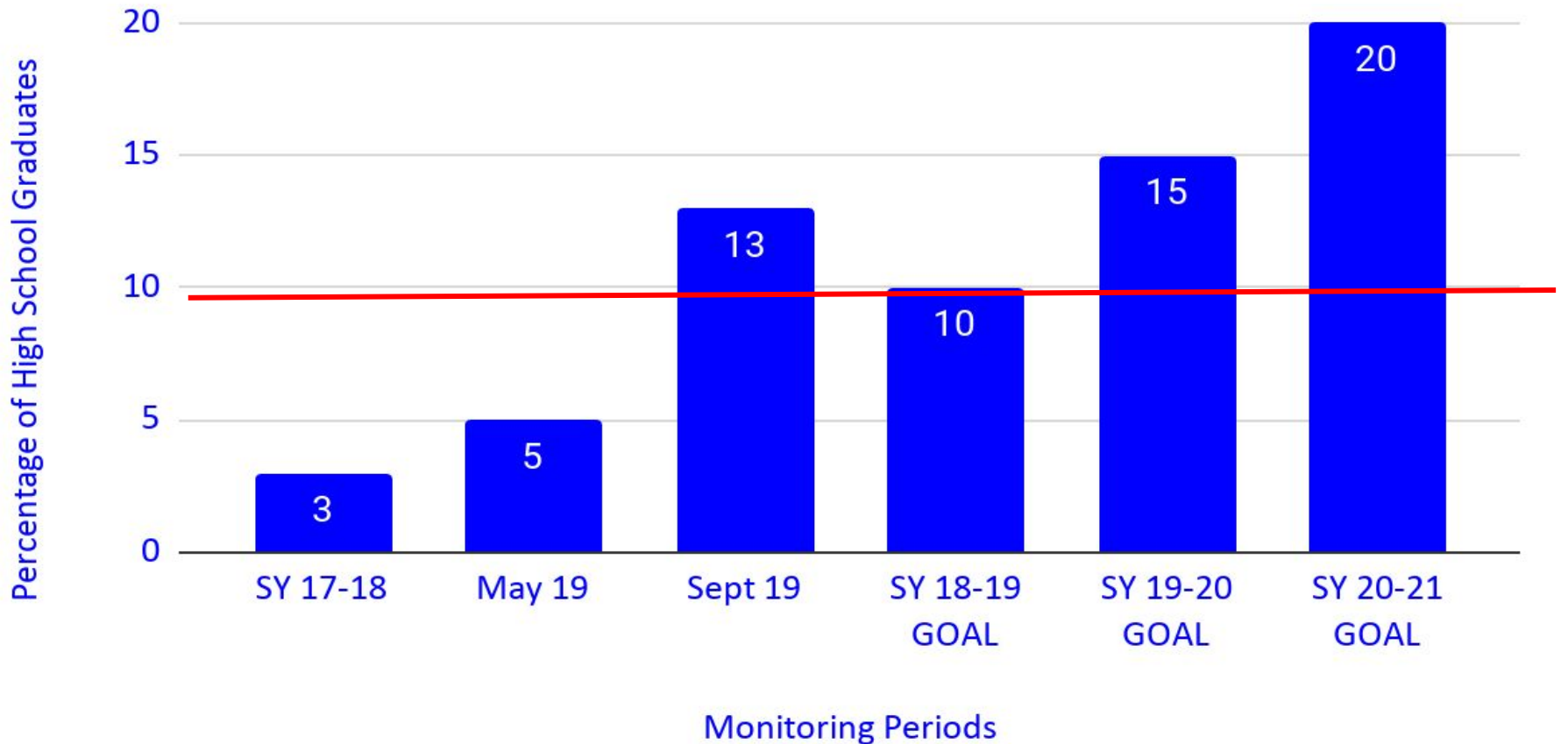


Goal Progress Measure 3.2 - Increase the percentage of graduating seniors who have passed at least one industry certification from 3% to 20% by 2021.

SUPERINTENDENT EVALUATION - MET EXPECTATIONS

Goal Progress Measure 3.2 - Increase the percentage of graduating seniors who have passed at least one industry certification from 3% to 20% by 2021.

15





Reflection and Discussion





Responses to GPM 3.2 Data Sets

During the Instructional Day

CTE courses are offered so that a coherent sequence is available to students

District funds are set aside for exam fees

Constant review of industry needs, courses, student interests, and certifications

Outside the Instructional Day

Partnerships with outside organizations for testing students

NCCER

ESC 20 for Microsoft certifications

Professional Development available for teachers designed to meet industry certification requirements

In the Spotlight



18



In partnership with





Reflection and Discussion





Summary and Conclusion

Next steps:

Collaborative in nature, our district's process for improving CTE course offerings that lead towards industry certifications is ongoing. TEA updates its list of certifications, and district staff stay current with that information so that we can align opportunities with students' interests, instructors' strengths, workforce needs, and accountability requirements.



Reflection and Discussion



Natalia Independent School District

District Improvement Plan

2019-2020 Goals/Performance Objectives/Strategies

Accountability Rating: C



22

Mission Statement

Natalia Independent School District, in partnership with the community, is committed to providing a safe and challenging environment that promotes productive and successful life-long learners.

Vision

The BLUE Way: Challenging and empowering students for global success.

NISD will prepare students to be productive, successful citizens.

Core Beliefs

Collaboration

Integrity

Commitment

Perseverance

Innovation

Professionalism

Enthusiasm

Table of Contents

Goals 4

Goal 1: Student Outcome Goal 1.0 The percentage of 3rd-grade students at or above the college and career readiness level (Meets) on STAAR Reading will increase from 31% to 50% by August 2021. August 2019- 37%; August 2020- 44%; August 2021- 50% 4

Goal 2: Student Outcome Goal 2.0 The percentage of 7th-grade students at or above the college and career readiness level (Meets) on STAAR Mathematics will increase from 17% to 32% by the end of the August 2021 school year. August 2019- 22%; August 2020- 27%; August 2021- 32% 5

Goal 3: Student Outcome Goal 3.0 The percentage of high school graduates classified as College, Career, or Military Ready will increase from 32% to 50% by the end of the August 2021 school year. August 2019- 38%; August 2020- 44%; August 2021- 50% 6

Goal 4: District Outcome Goal: 100% of Natalia ISD teachers new to district and/or teaching will be provided with support and training. 7

Goals

Goal 1: Student Outcome Goal 1.0 The percentage of 3rd-grade students at or above the college and career readiness level (Meets) on STAAR Reading will increase from 31% to 50% by August 2021. August 2019- 37%; August 2020- 44%; August 2021- 50%

Performance Objective 1: Goal Progress Measure 1.1 The percentage of third-grade students at or above grade level of comprehension and fluency will increase from 28% to 45% by August 2021. 2019- 35%; 2020- 40%; 2021- 45%

Evaluation Data Source(s) 1: Screeners - Reading Plus, DRA, TPRI
Data disaggregation: unit assessments, benchmarks, STAAR and program reports

Summative Evaluation 1:

High Priority

TEA Priorities: 2. Build a foundation of reading and math. 4. Improve low-performing schools.

Goal 1: Student Outcome Goal 1.0 The percentage of 3rd-grade students at or above the college and career readiness level (Meets) on STAAR Reading will increase from 31% to 50% by August 2021. August 2019- 37%; August 2020- 44%; August 2021- 50%

Performance Objective 2: Goal Progress Measure 1.2 The percentage of third-grade students at or above the college readiness Lexile level will increase from 31% to 50% by 2021. August 2019- 37%; August 2020- 43%; August 2021- 50%

Evaluation Data Source(s) 2: Screeners - Reading Plus, DRA, TPRI
Data disaggregation: unit assessments, benchmarks, STAAR, and program reports

Summative Evaluation 2:

TEA Priorities: 2. Build a foundation of reading and math. 4. Improve low-performing schools.

Goal 2: Student Outcome Goal 2.0 The percentage of 7th-grade students at or above the college and career readiness level (Meets) on STAAR Mathematics will increase from 17% to 32% by the end of the August 2021 school year. August 2019- 22%; August 2020- 27%; August 2021- 32%

Performance Objective 1: Goal Progress Measure 2.1 The percentage of 7th-grade students at or above the grade level of numerical representations/reasoning and algebraic reasoning will increase from 17% to 32% by August 2021. August 2019- 22%; August 2020- 27%; August 2021- 32%

Evaluation Data Source(s) 1: Screeners: Imagine Math, Math Inventory
Data disaggregation: unit assessments, benchmarks, STAAR

Summative Evaluation 1:

TEA Priorities: 2. Build a foundation of reading and math. 4. Improve low-performing schools.

Goal 2: Student Outcome Goal 2.0 The percentage of 7th-grade students at or above the college and career readiness level (Meets) on STAAR Mathematics will increase from 17% to 32% by the end of the August 2021 school year. August 2019- 22%; August 2020- 27%; August 2021- 32%

Performance Objective 2: Goal Progress Measure 2.2 The percentage of 7th-grade students at or above the college readiness quantile level of 905Q will increase from 17% to 32% by August 2021. August 2019- 22%; August 2020- 27%; August 2021- 32%

Evaluation Data Source(s) 2: Screeners: Imagine Math, Math Inventory
Data disaggregation: unit assessments, benchmarks, STAAR

Summative Evaluation 2:

TEA Priorities: 2. Build a foundation of reading and math. 4. Improve low-performing schools.

Goal 3: Student Outcome Goal 3.0 The percentage of high school graduates classified as College, Career, or Military Ready will increase from 32% to 50% by the end of the August 2021 school year. August 2019- 38%; August 2020- 44%; August 2021- 50%

Performance Objective 1: Goal Progress Measure 3.1 The percentage of graduating seniors will increase meeting at least one college readiness indicator from 32% to 50% by August 2021. 2019- 35%; 2020- 42%; 2021- 50%

Evaluation Data Source(s) 1: Monitor college readiness indicators via spreadsheet

Summative Evaluation 1:

TEA Priorities: 3. Connect high school to career and college. 4. Improve low-performing schools.

Goal 3: Student Outcome Goal 3.0 The percentage of high school graduates classified as College, Career, or Military Ready will increase from 32% to 50% by the end of the August 2021 school year. August 2019- 38%; August 2020- 44%; August 2021- 50%

Performance Objective 2: Goal Progress Measure 3.2 Increase the percentage of graduating seniors who have passed at least one industry certification from 3% to 20% by August 2021. August 2019- 10%; August 2020- 15%; August 2021- 20%

Evaluation Data Source(s) 2: Monitor industry certifications via spreadsheet

Summative Evaluation 2:

TEA Priorities: 3. Connect high school to career and college. 4. Improve low-performing schools.

27

Goal 4: District Outcome Goal: 100% of Natalia ISD teachers new to district and/or teaching will be provided with support and training.

Performance Objective 1: Teachers new to the district and/or teaching will attend 7 out of 9 New Teacher Academy meetings for 2019-2020 school year.

Evaluation Data Source(s) 1: Sign in sheets

Summative Evaluation 1:

TEA Priorities: 1. Recruit, support, retain teachers and principals.

Goal 4: District Outcome Goal: 100% of Natalia ISD teachers new to district and/or teaching will be provided with support and training.

Performance Objective 2: 100% of teachers new to the district and/or teaching will be assigned a mentor teacher on their campus.

Evaluation Data Source(s) 2: List of assigned teachers, sign in sheets for New Teacher Academy meetings.

Summative Evaluation 2:

TEA Priorities: 1. Recruit, support, retain teachers and principals.

Goal 4: District Outcome Goal: 100% of Natalia ISD teachers new to district and/or teaching will be provided with support and training.

Performance Objective 3: The district will reimburse teachers for graduate level work that aligns to our district goals.

Evaluation Data Source(s) 3: Completed coursework provided by end of semester grade report, stipends for dual credit

Summative Evaluation 3:

TEA Priorities: 1. Recruit, support, retain teachers and principals.

28

Natalia Independent School District

Natalia Elementary

2019-2020 Goals/Performance Objectives/Strategies



Table of Contents

Goals 4

 Goal 1: The percentage of 3rd grade students at or above the college and career readiness level in reading will increase from 31% to 50% by the end of the 2021 school year. 2019- 37% 2020- 44% 2021- 50% 4

 Goal 2: The percentage of 4th grade students at or above the college and career readiness level in writing by implementing a vertically aligned writing curriculum will increase from 14% to 45% by the end of the 2021 school year. 7

 Goal 3: Create students with strong numeracy and fluency skills who can successfully work on grade level. This will increase the overall mathematical scores at meets grade level expectations from 21% to 47% as a campus by 2021. 8

Comprehensive Support Strategies 9

Goals

Goal 1: The percentage of 3rd grade students at or above the college and career readiness level in reading will increase from 31% to 50% by the end of the 2021 school year.

2019- 37% 2020- 44% 2021- 50%

Performance Objective 1: The percentage of 3rd grade students reading on grade level will be the following for the listed years: 2019- 37% 2020- 44% 2021- 50%

Evaluation Data Source(s) 1: DRA2 and STAAR assessment

Summative Evaluation 1:

High Priority

32

Strategy Description	ELEMENTS	Monitor	Strategy's Expected Result/Impact	Reviews			
				Formative			Summative
				Nov	Jan	Mar	June
<p>Comprehensive Support Strategy Additional Targeted Support Strategy 1) Enhanced student reading performance: Determine and improve comprehension, and fluency at developmentally appropriate levels to ensure students meet grade level reading expectations. 100% of teachers will follow well articulated process as observed in walkthroughs, classroom observations, PLC planning sessions and in lesson plans. Student lexile & skills' growth performance levels, comprehension & fluency levels will be INDIVIDUALLY set for each student and reflect needed growth</p>	2.4, 2.5, 2.6	Middle of Year and End of Year DRA Assessment, locally created benchmark assessments, Interim Assessment in Spring, STAAR Assessment	We expect an increase in overall Reading from 31% in the 2018 test year to 37% in the 2019 school year.				
Funding Sources: 211-Title I - 42500.00							

Strategy Description	ELEMENTS	Monitor	Strategy's Expected Result/Impact	Reviews			
				Formative			Summative
				Nov	Jan	Mar	June

Goal 1: The percentage of 3rd grade students at or above the college and career readiness level in reading will increase from 31% to 50% by the end of the 2021 school year.

2019- 37% 2020- 44% 2021- 50%


Performance Objective 2: Second grade students will end the year reading on a Developmental Reading level M.


Evaluation Data Source(s) 2: Developmental Reading Assessment 2.


Summative Evaluation 2:


High Priority

Strategy Description	ELEMENTS	Monitor	Strategy's Expected Result/Impact	Reviews			
				Formative			Summative
				Nov	Jan	Mar	June
Comprehensive Support Strategy TEA Priorities Improve low-performing schools Build a foundation of reading and math 1) Enhanced student reading performance: Determine and improve comprehension, and fluency at developmentally appropriate levels to ensure students meet grade level reading expectations. 100% of teachers will follow well articulated process as observed in walkthroughs, classroom observations, PLC planning sessions and in lesson plans. Student lexile & skills' growth performance levels, comprehension & fluency levels will be INDIVIDUALLY set for each student and reflect needed growth	2.4, 2.5, 2.6	Middle of Year and End of Year DRA Assessment, locally created benchmark assessments, Interim Assessment in Spring, STAAR Assessment	We expect all students to grow from a Developmental Reading level of J to a level M.				

 = Accomplished

 = Continue/Modify

 = No Progress

 = Discontinue

34

Goal 2: The percentage of 4th grade students at or above the college and career readiness level in writing by implementing a vertically aligned writing curriculum will increase from 14% to 45% by the end of the 2021 school year.

Performance Objective 1: Each year we will increase the college and career readiness level in writing by 10%. 2019- 25%, 2020-35%, 2021-45%

Evaluation Data Source(s) 1: STAAR Assessment

Summative Evaluation 1:

High Priority

Strategy Description	ELEMENTS	Monitor	Strategy's Expected Result/Impact	Reviews			
				Formative			Summative
				Nov	Jan	Mar	June
Comprehensive Support Strategy Additional Targeted Support Strategy 1) Teachers and students will learn and apply reading AND TWA writing process tools and strategies in addition to focusing on targeted ELAR TEKS and SEs identified and coded in their YAGS (Year-at-a-Glance).	2.4, 2.5, 2.6	Classroom walkthroughs, locally created curriculum benchmarks, STAAR Assessment	Students' TCMPC & district developed mini assessments and writing samples will depict growth reflecting approaches, meets & masters preset in Eduphoria. 90% of students will reflect 5% growth between each assessment. 100% of walkthroughs/TTESS classroom observation will depict TWA implementation and TEKS alignment.				
Funding Sources: 211-Title I - 4710.00							

35

Goal 3: Create students with strong numeracy and fluency skills who can successfully work on grade level. This will increase the overall mathematical scores at meets grade level expectations from 21% to 47% as a campus by 2021.

Performance Objective 1: Increase the percentage of students performing on grade level with numeracy and mathematical skills yearly: 2019-31%, 2020-40%, 2021-47%

Evaluation Data Source(s) 1: STAAR Assessment, Imagine Math Screener

Summative Evaluation 1:

High Priority

Strategy Description	ELEMENTS	Monitor	Strategy's Expected Result/Impact	Reviews			
				Formative			Summative
				Nov	Jan	Mar	June
Comprehensive Support Strategy Additional Targeted Support Strategy 1) Classroom teacher implementation of TEKS & SE targeted center & stations creation, to reinforce numeracy in Tier I Instruction K-5, Implementation of daily intervention block in the master schedule, Implementing writing in all classes, including math journals or inclusion in the math section of the AVID Journal;	2.4, 2.5, 2.6	Classroom walkthroughs, locally created curriculum benchmarks, STAAR Assessment	Students will master at a concrete and abstract level the TEKS and SE's for their grade level.				
	Funding Sources: 211-Title I - 28800.00						

36

Comprehensive Support Strategies

Goal	Objective	Strategy	Description
1	1	1	Enhanced student reading performance: Determine and improve comprehension, and fluency at developmentally appropriate levels to ensure students meet grade level reading expectations. 100% of teachers will follow well articulated process as observed in walkthroughs, classroom observations, PLC planning sessions and in lesson plans. Student lexile & skills' growth performance levels, comprehension & fluency levels will be INDIVIDUALLY set for each student and reflect needed growth
1	2	1	Enhanced student reading performance: Determine and improve comprehension, and fluency at developmentally appropriate levels to ensure students meet grade level reading expectations. 100% of teachers will follow well articulated process as observed in walkthroughs, classroom observations, PLC planning sessions and in lesson plans. Student lexile & skills' growth performance levels, comprehension & fluency levels will be INDIVIDUALLY set for each student and reflect needed growth
2	1	1	Teachers and students will learn and apply reading AND TWA writing process tools and strategies in addition to focusing on targeted ELAR TEKS and SEs identified and coded in their YAGS (Year-at-a-Glance).
3	1	1	Classroom teacher implementation of TEKS & SE targeted center & stations creation, to reinforce numeracy in Tier I Instruction K-5, Implementation of daily intervention block in the master schedule, Implementing writing in all classes, including math journals or inclusion in the math section of the AVID Journal;

37

Natalia Independent School District

Natalia Junior High

2019-2020 Goals/Performance Objectives/Strategies



Mission Statement

Natalia Junior High School is committed to providing a 21st century student-centered learning environment that encourages academic and personal excellence through the continuous development of responsible behaviors and attitudes of all students, staff, and community members involved.

Core Beliefs

Leadership: Exemplifying and influencing positive attitudes and behaviors

Excellence: Continuously performing to our maximum potential

Dedication: Demonstrating a personal commitment to accomplishing our goals

Respect: Treating others how we would want to be treated

Table of Contents

Goals 4

 Goal 1: The percentage of 7th grade students at or above the college and career readiness level in mathematics will increase from 33% to 43% by the end of the 2021 school year. 2019- 33% 2020- 38% 2021- 43% 4

 Goal 2: The percentage of high school graduates classified as College, Career, or Military Ready will increase from 32% to 50% by the end of the 2021 school year. 2019- 38% 2020- 44% 2021- 50% 10

 Goal 3: Based on the 2019 STAAR results, the junior high campus will increase all core subject scores by five percent or more , at the meets level, by the end the 2019-2020 school year. 11

Comprehensive Support Strategies 13

40

Goals

Goal 1: The percentage of 7th grade students at or above the college and career readiness level in mathematics will increase from 33% to 43% by the end of the 2021 school year.

2019- 33% 2020- 38% 2021- 43%

Performance Objective 1: Based on the 2019 targeted campus math scores, the percentage of 6th-grade students at or above the current grade level will increase from 59% to 70%, at the Approaches level, 14% to 40%, at the Meets level, and 1% to 15% at the Masters level by August 2020.

Evaluation Data Source(s) 1: Mathematics will utilize The Imagine Math Program for the Beginning of the Year (formative), Middle of the Year (formative) and End of the Year (summative) assessments to determine the progress of each student. Mathematics will utilize unit assessments, benchmark assessments, and release STAAR Exam results to determine the Tier level of each student.

41 **Summative Evaluation 1:**

High Priority

Strategy Description	ELEMENTS	Monitor	Strategy's Expected Result/Impact	Reviews			
				Formative			Summative
				Nov	Jan	Mar	June
Comprehensive Support Strategy Additional Targeted Support Strategy TEA Priorities Build a foundation of reading and math 1) The use of extended intervention time, twice per week, will be utilized to concentrate on the identified low performing core areas.	2.4, 2.6, 2.6	- Core subject teacher - Principal - Counselor	Students will receive remediation, at each level of mastery, until the level of success is at or above 80%.				
Funding Sources: 199-SCE - 1701.00							

Strategy Description	ELEMENTS	Monitor	Strategy's Expected Result/Impact	Reviews			
				Formative			Summative
				Nov	Jan	Mar	June
TEA Priorities Build a foundation of reading and math 2) Student identification and Tier I, II or III grouping, for the intervention classes, will be based on the culmination of campus assessments, and the 2019 STAAR results.	2.4	Core Teachers Principal Counselor	Content specific intervention will be created for the student groups with the mastery goal of 80% or higher.				
3) The core teachers will identify students that require intervention for the same TEKS and invite a maximum of 10 students per extended day session.	2.4	Core teachers Counselor Principal	The small group strategy will allow for a lower teacher -to-student ratio, providing personalized teaching sessions. Student attendance for the identified area(s) will be required, until the student scores 80% or higher on the intervention material.				
Funding Sources: 199-SCE - 3600.00							
TEA Priorities Build a foundation of reading and math 4) All Core subjects will have a common planning period, in order to study student data, develop unit calendars and lesson plans.	2.6	District Curriculum Dept. Principal Counselor Teachers	Unit calendars and lesson plans are kept up to date on the teacher web pages. Student Tier cohorts are developed to build the intervention class schedules. Student Tier cohorts are developed to build the extended day schedules.				
Funding Sources: 199-SCE - 1000.00							
= Accomplished = Continue/Modify = No Progress = Discontinue							

42

Goal 1: The percentage of 7th grade students at or above the college and career readiness level in mathematics will increase from 33% to 43% by the end of the 2021 school year.

2019- 33% 2020- 38% 2021- 43%

Performance Objective 2: Based on the 2019 targeted campus math scores, the percentage of 7th-grade students at or above the current grade level will increase from 75% to 80%, at the Approaches level, 33% to 35%, at the Meets level, and 11% to 15% at the Masters level by August 2020.








Evaluation Data Source(s) 2: Mathematics will utilize The Imagine Math Program for the Beginning of the Year (formative), Middle of the Year (formative) and End of the Year (summative) assessments to determine the progress of each student.

Mathematics will utilize unit assessments, benchmark assessments, and release STAAR Exam results to determine the Tier level of each student.

Summative Evaluation 2:

Strategy Description	ELEMENTS	Monitor	Strategy's Expected Result/Impact	Reviews			
				Formative			Summative
				Nov	Jan	Mar	June
1) - The core teachers will identify students that require intervention, in the same subject area(s) and invite a maximum of 10 students per session.	2.4	Core teachers Counselor Principal	The small group strategy will allow for a lower teacher -to-student ratio, providing personalized teaching sessions.				
<p>Comprehensive Support Strategy TEA Priorities Build a foundation of reading and math</p> <p>2) The use of extended intervention time, twice per week, will be utilized to concentrate on the identified low performing core areas.</p>	2.4, 2.6, 2.6	- Core subject teacher - Principal - Counselor	Students will receive remediation, at each level of mastery, until the level of success is at or above 80%.				
Funding Sources: 199-SCE - 1701.00							
<p>TEA Priorities Build a foundation of reading and math</p> <p>3) Student identification and Tier I, II or III grouping, for the intervention classes, will be based on the culmination of campus assessments, and the 2019 STAAR results.</p>	2.4	Core Teachers Principal Counselor	Content specific intervention will be created for the student groups with the mastery goal of 80% or higher.				

43

Strategy Description	ELEMENTS	Monitor	Strategy's Expected Result/Impact	Reviews			
				Formative			Summative
				Nov	Jan	Mar	June
4) The core teachers will identify students that require intervention for the same TEKS and invite a maximum of 10 students per extended day session.	2.4	Core teachers Counselor Principal	The small group strategy will allow for a lower teacher -to-student ratio, providing personalized teaching sessions. Student attendance for the identified area(s) will be required, until the student scores 80% or higher on the intervention material.				
Funding Sources: 199-SCE - 3600.00							
TEA Priorities Build a foundation of reading and math 5) All Core subjects will have a common planning period, in order to study student data, develop unit calendars and lesson plans.	2.6	District Curriculum Dept. Principal Counselor Teachers	Unit calendars and lesson plans are kept up to date on the teacher web pages. Student Tier cohorts are developed to build the intervention class schedules. Student Tier cohorts are developed to build the extended day schedules.				
Funding Sources: 199-SCE - 1000.00							
 = Accomplished  = Continue/Modify  = No Progress  = Discontinue							

44

Goal 1: The percentage of 7th grade students at or above the college and career readiness level in mathematics will increase from 33% to 43% by the end of the 2021 school year.

2019- 33% 2020- 38% 2021- 43%

Performance Objective 3: Based on the 2019 targeted campus math scores, the percentage of 8th-grade students at or above the current grade level will increase from 79% to 84%, at the Approaches level (April Administration), 34% to 35%, at the Meets level, and 4% to 10% at the Masters level by August 2020.

Evaluation Data Source(s) 3: Mathematics will utilize The Imagine Math Program for the Beginning of the Year (formative), Middle of the Year (formative) and End of the Year (summative) assessments to determine the progress of each student.

Mathematics will utilize unit assessments, benchmark assessments, and release STAAR Exam results to determine the Tier level of each student.

Summative Evaluation 3:

45

Strategy Description	ELEMENTS	Monitor	Strategy's Expected Result/Impact	Reviews			
				Formative			Summative
				Nov	Jan	Mar	June
TEA Priorities Build a foundation of reading and math 1) All Core subjects will have a common planning period, in order to study student data, develop unit calendars and lesson plans.	2.6	District Curriculum Dept. Principal Counselor Teachers	Unit calendars and lesson plans are kept up to date on the teacher web pages. Student Tier cohorts are developed to build the intervention class schedules. Student Tier cohorts are developed to build the extended day schedules.				
Funding Sources: 199-SCE - 1000.00							
2) The core teachers will identify students that require intervention, in the same subject area(s) and invite a maximum of 10 students per session.	2.4	Core teachers Counselor Principal	The small group strategy will provide personalized teaching sessions and the attainment of a mastery level of 80% or higher.				
Comprehensive Support Strategy TEA Priorities Build a foundation of reading and math 3) The use of extended intervention time, twice per week, will be utilized to concentrate on the identified low performing core areas.	2.4, 2.6, 2.6	- Core subject teacher - Principal - Counselor	Students will receive remediation, at each level of mastery, until the level of success is at or above 80%.				
Funding Sources: 199-SCE - 1701.00							

Strategy Description	ELEMENTS	Monitor	Strategy's Expected Result/Impact	Reviews			
				Formative			Summative
				Nov	Jan	Mar	June
TEA Priorities Build a foundation of reading and math 4) Student identification and Tier I, II or III grouping, for the intervention classes, will be based on the culmination of campus assessments, and the 2019 STAAR results.	2.4	Core Teachers Principal Counselor	Content specific intervention will be created for the student groups with the mastery goal of 80% or higher.				
5) The core teachers will identify students that require intervention for the same TEKS and invite a maximum of 10 students per extended day session.	2.4	Core teachers Counselor Principal	The small group strategy will allow for a lower teacher -to-student ratio, providing personalized teaching sessions. Student attendance for the identified area(s) will be required, until the student scores 80% or higher on the intervention material.				
Funding Sources: 199-SCE - 3600.00							

Goal 2: The percentage of high school graduates classified as College, Career, or Military Ready will increase from 32% to 50% by the end of the 2021 school year.

2019- 38% 2020- 44% 2021- 50%

Performance Objective 1: 6th through 8th grade students will have exposure to college and career exploration through the AVID and Career Exploration class during the 2019-2020 school year.

Evaluation Data Source(s) 1: The evaluation data will be collected from student numbers in the classes and number of students participating in out of district activities.

Summative Evaluation 1:

Strategy Description	ELEMENTS	Monitor	Strategy's Expected Result/Impact	Reviews			
				Formative			Summative
				Nov	Jan	Mar	June
TEA Priorities Connect high school to career and college 1) The campus will provide an opportunity to attend one to two college campuses during a career day program.		Principal Counselor	Exposure to the atmosphere of a college will motivate to the students to attend a college or trade school.				
	Funding Sources: 199-Local - 1000.00						
2) The Junior high campus will offer the Pre-SAT for 8th grade and the TRE or equivalent test for the 7th grade.		Counselor Principal	The use of the assessments will provide the all of the students and parents with information on the level of high school readiness for the 7th and 8th grade students.				
	Funding Sources: 199-SCE - 972.00						
3) The junior high campus will offer Spanish I&II and Algebra 1 for high school credit.		Core specific teachers Counselor Principal	The offering of high level classes will give the students the more course selection flexibility at the high school level. The percentage of students enrolled in the Spanish and Algebra classes will determine the level student interest in higher level courses.				
	Funding Sources:						

47

Goal 3: Based on the 2019 STAAR results, the junior high campus will increase all core subject scores by five percent or more , at the meets level, by the end the 2019-2020 school year.


Performance Objective 1: The STAAR scores for each subject will meet or exceed the projected district scores at the approaches, meets and masters levels for the 2020 testing year.

Evaluation Data Source(s) 1: Release tests assessments
2019 STAAR results

Summative Evaluation 1:

High Priority

48

Strategy Description	ELEMENTS	Monitor	Strategy's Expected Result/Impact	Reviews			
				Formative			Summative
				Nov	Jan	Mar	June
Comprehensive Support Strategy TEA Priorities Build a foundation of reading and math Improve low-performing schools 1) Disaggregated student data will be utilized to develop intervention schedules, addressing the campus needs.	2.4, 2.5	Principal Counselor Teachers	The expected result is 80% or higher mastery of identified TEKS that are a high priority, due to low student performance.				
	2) Extended Day tutoring will address specific TEKS through small group tutoring sessions.	2.5	Core teachers Principal Counselor	The expected outcome is the mastering of identified TEKS at a rate of 80% or higher..			
Funding Sources: 199-SCE - 1700.00							
							

Goal 3: Based on the 2019 STAAR results, the junior high campus will increase all core subject scores by five percent or more , at the meets level, by the end the 2019-2020 school year.

Performance Objective 2: During the 2019-2020 school year student mastery levels will improve with the use of intervention classes, scheduled twice per week, concentrating on TEKS that were identified as requiring extra reinforcement.

Evaluation Data Source(s) 2: 2019 STAAR data

Beginning of the Year (Formative) assessments - Reading Plus and Imagine Math

Benchmark / unit assessments

Summative Evaluation 2:

High Priority

69

Strategy Description	ELEMENTS	Monitor	Strategy's Expected Result/Impact	Reviews			
				Formative			Summative
				Nov	Jan	Mar	June
1) The intervention classes will concentrate on Math and Reading at the 6-8 grade levels with 8th grade Science and U.S. History added in the late Spring of 2020.	2.4, 2.5	Core teachers Counselor Principal	The expected result of the intervention class is to increase the mastery level of identified TEKS for all students at a level of 80% or higher.				

Comprehensive Support Strategies

Goal	Objective	Strategy	Description
1	1	1	The use of extended intervention time, twice per week, will be utilized to concentrate on the identified low performing core areas.
1	2	2	The use of extended intervention time, twice per week, will be utilized to concentrate on the identified low performing core areas.
1	3	3	The use of extended intervention time, twice per week, will be utilized to concentrate on the identified low performing core areas.
3	1	1	Disaggregated student data will be utilized to develop intervention schedules, addressing the campus needs.

50

Natalia Independent School District

Natalia High School

2019-2020 Goals/Performance Objectives/Strategies



51

Mission Statement

Natalia High School, in partnership with the community, is committed to providing an educational foundation by mentoring students, enriching relationships, and providing a harmonious environment conducive to life-long growth and learning.

Vision

Natalia High School is a campus focused on potential. With our focus on growth, we can celebrate past distinctions of achievement as well as future growth toward fulfillment. Developing potential is a process, not a product. Natalia High School is committed to seeking out and growing the very best in each student's intellect and contributions to this community and beyond, with the support of educators, families, and community.

Value Statement

P-Pride

R-Respect

I-Integrity

D-Determination

E-Excellence

Table of Contents

Goals 4
 Goal 1: The percentage of high school graduates classified as College, Career, or Military Ready will increase from 32% to 50% by the end of the 2021 school year. 2019- 38% 2020- 44% 2021- 50% 4
Comprehensive Support Strategies 9

Goals

Goal 1: The percentage of high school graduates classified as College, Career, or Military Ready will increase from 32% to 50% by the end of the 2021 school year.

2019- 38% 2020- 44% 2021- 50%


Performance Objective 1: By 2022, 100% of Natalia students will master state requirements and develop a college or career readiness plan for the future.

Evaluation Data Source(s) 1: STAAR-EOC results; PGPs; record of meetings

Summative Evaluation 1:

Strategy Description	ELEMENTS	Monitor	Strategy's Expected Result/Impact	Reviews			
				Formative			Summative
				Nov	Jan	Mar	June
Comprehensive Support Strategy 1) Natalia High School students will have a Personal Graduation Plan that is updated each year.		Counselor	All graduation requirements met on time				
Comprehensive Support Strategy Additional Targeted Support Strategy 2) Classroom instruction and targeted interventions will address individual student needs.		Principal, Counselor, Teachers	State mastery requirements will progress towards meeting the district goal.				
Funding Sources: 199-Local - 9000.00							
3) Super Saturday sessions in preparation for STAAR retest	2.5, 2.6	Principal, teachers	State mastery requirements will progress towards meeting the district goal.				
Funding Sources: 199-SCE - 2000.00							

54

Strategy Description	ELEMENTS	Monitor	Strategy's Expected Result/Impact	Reviews			
				Formative			Summative
				Nov	Jan	Mar	June
TEA Priorities Connect high school to career and college 4) Increase the percentage of graduating seniors who have passed at least one industry certification from 3% to 20% by 2021.		Principal, Counselor, CTE teachers	Increased number of graduating seniors passing industry certifications thus meeting CCMR standard				
Funding Sources: 199-Local - 2220.00							
							

Goal 1: The percentage of high school graduates classified as College, Career, or Military Ready will increase from 32% to 50% by the end of the 2021 school year.


2019- 38% 2020- 44% 2021- 50%

Performance Objective 2: Classrooms will have aligned instruction to the NISD Curriculum and Instruction Framework.


Evaluation Data Source(s) 2: Protocol documentation from professional learning days, unit assessments, blueprints, learning plans, and classroom walkthrough data.

Summative Evaluation 2:


Strategy Description	ELEMENTS	Monitor	Strategy's Expected Result/Impact	Reviews			
				Formative			Summative
				Nov	Jan	Mar	June
Comprehensive Support Strategy Additional Targeted Support Strategy 1) By October 2019, 100% of core classrooms will have evidence of strong alignment to the district curriculum pacing calendars and local district assessment planning.		Principal, Assistant Principal, and Teachers	Increase in student learning outcomes				
Comprehensive Support Strategy Additional Targeted Support Strategy 2) Disaggregate student achievement data to inform instruction		Principal, Assistant Principal, and Teachers	Increase in student learning outcomes				




= Accomplished



= Continue/Modify



= No Progress



= Discontinue

50

Goal 1: The percentage of high school graduates classified as College, Career, or Military Ready will increase from 32% to 50% by the end of the 2021 school year.

2019- 38% 2020- 44% 2021- 50%

Performance Objective 3: Increase academic performance of students served in special programs to target of 60% in all subject areas.

Evaluation Data Source(s) 3: TAPR, Results Driven Accountability data, and Targeted Support and Improvement data

Summative Evaluation 3:

Strategy Description	ELEMENTS	Monitor	Strategy's Expected Result/Impact	Reviews			
				Formative			Summative
				Nov	Jan	Mar	June
Comprehensive Support Strategy Additional Targeted Support Strategy 1) Develop a comprehensive literacy intervention program that allows for specialized instruction differentiation for specific student needs.		Principal, Assistant Principal, and Teachers	Increase student learning outcomes in literacy				
	Funding Sources: 199-SCE - 1452.00						
Additional Targeted Support Strategy 2) Implementation of Student Success Committee to meet every other week and develop an intervention plan for students experiencing difficulties with academics, attendance, and emotional needs.		Principal, Assistant Principal, Counselor, Attendance Clerk,	Continuous review of individualized intervention plans for students reviewed by Student Success Committee.				

57

Goal 1: The percentage of high school graduates classified as College, Career, or Military Ready will increase from 32% to 50% by the end of the 2021 school year.

2019- 38% 2020- 44% 2021- 50%

Performance Objective 4: Improve student performance on State and National Exams

Evaluation Data Source(s) 4: Student academic performance on STAAR EOC; PSAT/SAT; ACT; ASVAB and AP

Summative Evaluation 4:

Comprehensive Support Strategies

Goal	Objective	Strategy	Description
1	1	1	Natalia High School students will have a Personal Graduation Plan that is updated each year.
1	1	2	Classroom instruction and targeted interventions will address individual student needs.
1	2	1	By October 2019, 100% of core classrooms will have evidence of strong alignment to the district curriculum pacing calendars and local district assessment planning.
1	2	2	Disaggregate student achievement data to inform instruction
1	3	1	Develop a comprehensive literacy intervention program that allows for specialized instruction differentiation for specific student needs.

59

Texas Education Agency 2019 STAAR Performance Data Table NATALIA J H (163903041) - NATALIA ISD

CONFIDENTIAL

Calculation Report

STAAR Performance	Reading	Mathematics	Writing	Science	Social Studies	Totals	Percentages
Total Tests	231	231	82	78	78	700	
Approaches GL or Above	162	175	41	61	55	494	71
Meets GL or Above	89	73	14	24	19	219	31
Masters GL	40	21	7	10	8	86	12
Total Percentage Points Component Score							114 38

[Download Excel](#)

Data Table

	All Students	African American	Hispanic	White	American Indian	Asian	Pacific Islander	Two or More Races	Econ Disadv	EL (Current)	EL (Current & Monitored)	Special Ed (Current)	Special Ed (Former)	Continuously Enrolled	Non-Continuously Enrolled	
All Subjects																
Percent of Tests																
% at Approaches																
GL Standard or Above	71%	-	68%	81%	-	-	-	85%	65%	48%	72%	44%	72%	71%	68%	
% at Meets GL																
Standard or Above	31%	-	28%	48%	-	-	-	62%	24%	18%	32%	34%	21%	31%	33%	
% at Masters GL																
Standard	12%	-	10%	20%	-	-	-	38%	9%	12%	15%	23%	10%	12%	12%	
Number of Tests																
# at Approaches																
GL Standard or Above	494	-	401	82	-	-	-	11	336	16	47	31	21	377	117	
# at Meets GL																
Standard or Above	219	-	163	48	-	-	-	8	122	6	21	24	6	162	57	
# at Masters GL																
Standard	86	-	61	20	-	-	-	5	45	4	10	16	3	65	21	
Total Tests	700	-	586	101	-	-	-	13	518	33	65	70	29	529	171	
ELA/Reading																
Percent of Tests																
% at Approaches																
GL Standard or Above	70%	-	68%	79%	-	-	-	100%	64%	45%	71%	35%	80%	72%	66%	

	All Students	African American	Hispanic	White	American Indian	Asian	Pacific Islander	Two or More Races	Econ Disadv	EL (Current)	EL (Current & Monitored)	Special Ed (Current)	Special Ed (Former)	Continuously Enrolled	Non-Continuously Enrolled	
61	Mathematics															
	Percent of Tests															
	% at Approaches GL Standard or Above	76%	-	74%	85%	-	-	-	75%	72%	55%	76%	48%	80%	77%	71%
	% at Meets GL Standard or Above	32%	-	28%	47%	-	-	-	75%	26%	18%	38%	35%	20%	32%	31%
	% at Masters GL Standard	9%	-	6%	21%	-	-	-	50%	6%	9%	10%	26%	10%	9%	10%
	Number of Tests															
	# at Approaches GL Standard or Above	175	-	143	29	-	-	-	3	123	6	16	11	8	133	42
	# at Meets GL Standard or Above	73	-	54	16	-	-	-	3	44	2	8	8	2	55	18
	# at Masters GL Standard	21	-	12	7	-	-	-	2	10	1	2	6	1	15	6
	Total Tests	231	-	193	34	-	-	-	4	172	11	21	23	10	172	59
	Writing															
	Percent of Tests															
	% at Approaches GL Standard or Above	50%	-	47%	60%	-	-	-	67%	39%	0%	20%	10%	67%	48%	57%
	% at Meets GL Standard or Above	17%	-	11%	33%	-	-	-	67%	8%	0%	0%	0%	33%	11%	33%
	% at Masters GL Standard	9%	-	6%	13%	-	-	-	33%	3%	0%	0%	0%	33%	7%	14%
	Number of Tests															
	# at Approaches GL Standard or Above	41	-	30	9	-	-	-	2	25	0	1	1	2	29	12
	# at Meets GL Standard or Above	14	-	7	5	-	-	-	2	5	0	0	0	1	7	7
	# at Masters GL Standard	7	-	4	2	-	-	-	1	2	0	0	0	1	4	3
Total Tests	82	-	64	15	-	-	-	3	64	3	5	10	3	61	21	
Science																
Percent of Tests																
% at Approaches GL Standard or Above	78%	-	75%	100%	-	-	-	100%	73%	75%	89%	86%	33%	76%	88%	
% at Meets GL Standard or Above	31%	-	28%	44%	-	-	-	100%	24%	50%	44%	71%	0%	27%	44%	
% at Masters GL Standard	13%	-	10%	33%	-	-	-	0%	11%	25%	22%	29%	0%	15%	6%	

	All Students	African American	Hispanic	White	American Indian	Asian	Pacific Islander	Two or More Races	Econ Disadv	EL (Current)	EL (Current & Monitored)	Special Ed (Current)	Special Ed (Former)	Continuously Enrolled	Non-Continuously Enrolled	
Number of Tests																
# at Approaches GL Standard or Above	61	-	51	9	-	-	-	1	40	3	8	6	1	47	14	
# at Meets GL Standard or Above	24	-	19	4	-	-	-	1	13	2	4	5	0	17	7	
# at Masters GL Standard	10	-	7	3	-	-	-	0	6	1	2	2	0	9	1	
Total Tests	78	-	68	9	-	-	-	1	55	4	9	7	3	62	16	
Social Studies																
Percent of Tests																
% at Approaches GL Standard or Above	71%	-	68%	89%	-	-	-	100%	69%	50%	78%	71%	67%	73%	63%	
% at Meets GL Standard or Above	24%	-	21%	44%	-	-	-	100%	18%	25%	33%	71%	33%	26%	19%	
% at Masters GL Standard	10%	-	7%	22%	-	-	-	100%	9%	25%	11%	43%	0%	13%	0%	
Number of Tests																
# at Approaches GL Standard or Above	55	-	46	8	-	-	-	1	38	2	7	5	2	45	10	
# at Meets GL Standard or Above	19	-	14	4	-	-	-	1	10	1	3	5	1	16	3	
# at Masters GL Standard	8	-	5	2	-	-	-	1	5	1	1	3	0	8	0	
Total Tests	78	-	68	9	-	-	-	1	55	4	9	7	3	62	16	

29

- Indicates there are no students in the group.

Texas Education Agency 2019 STAAR Performance Data Table NATALIA EL (163903101) - NATALIA ISD

CONFIDENTIAL

Calculation Report

STAAR Performance	Reading	Mathematics	Writing	Science	Social Studies	Totals	Percentages
Total Tests	211	212	77	69	-	569	
Approaches GL or Above	131	143	28	35	-	337	59
Meets GL or Above	57	58	12	15	-	142	25
Masters GL	18	28	5	4	-	55	10
Total Percentage Points Component Score							94 31

[Download Excel](#)

Data Table

	All Students	African American	Hispanic	White	American Indian	Asian	Pacific Islander	Two or More Races	Econ Disadv	EL (Current)	EL (Current & Monitored)	Special Ed (Current)	Special Ed (Former)	Continuously Enrolled	Non-Continuously Enrolled
All Subjects															
Percent of Tests															
% at Approaches															
GL Standard or Above	59%	67%	58%	66%	67%	-	-	100%	56%	54%	59%	37%	38%	59%	60%
% at Meets GL															
Standard or Above	25%	0%	25%	24%	0%	-	-	80%	21%	20%	21%	15%	25%	24%	27%
% at Masters GL															
Standard	10%	0%	9%	16%	0%	-	-	20%	7%	7%	6%	10%	13%	9%	12%
Number of Tests															
# at Approaches															
GL Standard or Above	337	2	278	50	2	-	-	5	256	29	37	19	6	235	102
# at Meets GL															
Standard or Above	142	0	120	18	0	-	-	4	94	11	13	8	4	96	46
# at Masters GL															
Standard	55	0	42	12	0	-	-	1	33	4	4	5	2	34	21
Total Tests	569	3	482	76	3	-	-	5	454	54	63	52	16	398	171
ELA/Reading															
Percent of Tests															
% at Approaches															
GL Standard or Above	62%	100%	60%	75%	0%	-	-	100%	59%	45%	52%	35%	33%	60%	67%

	All Students	African American	Hispanic	White	American Indian	Asian	Pacific Islander	Two or More Races	Econ Disadv	EL (Current)	EL (Current & Monitored)	Special Ed (Current)	Special Ed (Former)	Continuously Enrolled	Non-Continuously Enrolled	
64	Reading															
	Percent of Tests															
	% at Approaches GL Standard or Above	27%	0%	27%	25%	0%	-	-	100%	23%	20%	17%	15%	33%	26%	29%
	% at Meets GL Standard or Above	9%	0%	8%	14%	0%	-	-	0%	7%	10%	9%	5%	17%	9%	8%
	Number of Tests															
	# at Approaches GL Standard or Above	131	1	107	21	0	-	-	2	99	9	12	7	2	89	42
	# at Meets GL Standard or Above	57	0	48	7	0	-	-	2	38	4	4	3	2	39	18
	# at Masters GL Standard	18	0	14	4	0	-	-	0	11	2	2	1	1	13	5
	Total Tests	211	1	179	28	1	-	-	2	168	20	23	20	6	148	63
	Mathematics															
	Percent of Tests															
	% at Approaches GL Standard or Above	67%	0%	66%	79%	100%	-	-	100%	65%	71%	75%	40%	50%	70%	61%
	% at Meets GL Standard or Above	27%	0%	28%	25%	0%	-	-	50%	24%	33%	38%	15%	17%	28%	27%
	% at Masters GL Standard	13%	0%	12%	25%	0%	-	-	0%	10%	10%	8%	10%	17%	11%	17%
	Number of Tests															
	# at Approaches GL Standard or Above	143	0	118	22	1	-	-	2	110	15	18	8	3	104	39
# at Meets GL Standard or Above	58	0	50	7	0	-	-	1	40	7	9	3	1	41	17	
# at Masters GL Standard	28	0	21	7	0	-	-	0	17	2	2	2	1	17	11	
Total Tests	212	1	180	28	1	-	-	2	169	21	24	20	6	148	64	
Writing																
Percent of Tests																
% at Approaches GL Standard or Above	36%	100%	38%	27%	-	-	-	-	37%	29%	25%	50%	0%	29%	48%	
% at Meets GL Standard or Above	16%	0%	16%	13%	-	-	-	-	13%	0%	0%	50%	0%	10%	24%	
% at Masters GL Standard	6%	0%	8%	0%	-	-	-	-	5%	0%	0%	50%	0%	6%	7%	
Number of Tests																
# at Approaches GL Standard or Above	28	1	23	4	-	-	-	-	23	2	2	2	0	14	14	
# at Meets GL Standard or Above	12	0	10	2	-	-	-	-	8	0	0	2	0	5	7	
# at Masters GL Standard	5	0	5	0	-	-	-	-	3	0	0	2	0	3	2	
Total Tests	77	1	61	15	-	-	1	-	62	7	8	4	1	48	29	
Science																
Percent of Tests																
% at Approaches GL Standard or Above	51%	-	48%	60%	100%	-	-	100%	44%	50%	63%	25%	33%	52%	47%	
% at Meets GL Standard or Above	22%	-	19%	40%	0%	-	-	100%	15%	0%	0%	0%	33%	20%	27%	
% at Masters GL Standard	6%	-	3%	20%	0%	-	-	100%	4%	0%	0%	0%	0%	2%	20%	

	All Students	African American	Hispanic	White	American Indian	Asian	Pacific Islander	Two or More Races	Econ Disadv	EL (Current)	EL (Current & Monitored)	Special Ed (Current)	Special Ed (Former)	Continuously Enrolled	Non-Continuously Enrolled
Number of Tests															
# at Approaches GL Standard or Above	35	-	30	3	1	-	-	1	24	3	5	2	1	28	7
# at Meets GL Standard or Above	15	-	12	2	0	-	-	1	8	0	0	0	1	11	4
# at Masters GL Standard	4	-	2	1	0	-	-	1	2	0	0	0	0	1	3
Total Tests	69	-	62	5	1	-	-	1	55	6	8	8	3	54	15
Social Studies															
Percent of Tests															
% at Approaches GL Standard or Above	-	-	-	-	-	-	-	-	-	-	-	-	-	-	-
% at Meets GL Standard or Above	-	-	-	-	-	-	-	-	-	-	-	-	-	-	-
% at Masters GL Standard	-	-	-	-	-	-	-	-	-	-	-	-	-	-	-
Number of Tests															
# at Approaches GL Standard or Above	-	-	-	-	-	-	-	-	-	-	-	-	-	-	-
# at Meets GL Standard or Above	-	-	-	-	-	-	-	-	-	-	-	-	-	-	-
# at Masters GL Standard	-	-	-	-	-	-	-	-	-	-	-	-	-	-	-
Total Tests	-	-	-	-	-	-	-	-	-	-	-	-	-	-	-

65

- Indicates there are no students in the group.

Texas Education Agency 2019 STAAR Performance Data Table NATALIA H S (163903001) - NATALIA ISD

CONFIDENTIAL

Calculation Report

STAAR Performance	Reading	Mathematics	Writing	Science	Social Studies	Totals	Percentages
Total Tests	231	85	-	83	85	484	
Approaches GL or Above	143	57	-	67	76	343	71
Meets GL or Above	81	9	-	42	54	186	38
Masters GL	10	2	-	5	25	42	9
Total Percentage Points Component Score							118 39

[Download Excel](#)

Data Table

	All Students	African American	Hispanic	White	American Indian	Asian	Pacific Islander	Two or More Races	Econ Disadv	EL (Current)	EL (Current & Monitored)	Special Ed (Current)	Special Ed (Former)	Continuously Enrolled	Non-Continuously Enrolled
All Subjects															
Percent of Tests															
% at Approaches															
GL Standard or Above	71%	100%	70%	74%	-	-	-	100%	66%	56%	60%	30%	53%	74%	64%
% at Meets GL															
Standard or Above	38%	100%	35%	51%	-	-	-	50%	32%	16%	21%	9%	27%	40%	34%
% at Masters GL															
Standard	9%	0%	7%	17%	-	-	-	0%	7%	0%	2%	3%	7%	8%	10%
Number of Tests															
# at Approaches															
GL Standard or Above	343	2	274	65	-	-	-	2	243	24	29	20	8	257	86
# at Meets GL															
Standard or Above	186	2	138	45	-	-	-	1	117	7	10	6	4	140	46
# at Masters GL															
Standard	42	0	27	15	-	-	-	0	27	0	1	2	1	29	13
Total Tests	484	2	392	88	-	-	-	2	367	43	48	67	15	349	135
ELA/Reading															
Percent of Tests															
% at Approaches															
GL Standard or Above	62%	100%	62%	63%	-	-	-	-	57%	55%	58%	20%	29%	66%	52%

	All Students	African American	Hispanic	White	American Indian	Asian	Pacific Islander	Two or More Races	Econ Disadv	EL (Current)	EL (Current & Monitored)	Special Ed (Current)	Special Ed (Former)	Continuously Enrolled	Non-Continuously Enrolled
Reading															
% at Meets GL Standard or Above	35%	100%	33%	45%	-	-	-	-	29%	18%	25%	7%	14%	38%	27%
% at Masters GL Standard	4%	0%	3%	10%	-	-	-	-	2%	0%	0%	0%	0%	4%	6%
Number of Tests # at Approaches GL Standard or Above	143	1	117	25	-	-	-	-	100	12	14	6	2	109	34
# at Meets GL Standard or Above	81	1	62	18	-	-	-	-	51	4	6	2	1	63	18
# at Masters GL Standard	10	0	6	4	-	-	-	-	4	0	0	0	0	6	4
Total Tests	231	1	190	40	-	-	-	-	175	22	24	30	7	165	66
Mathematics															
Percent of Tests															
% at Approaches GL Standard or Above	67%	-	68%	65%	-	-	-	-	66%	60%	64%	21%	67%	64%	75%
% at Meets GL Standard or Above	11%	-	7%	24%	-	-	-	-	10%	0%	0%	0%	0%	7%	21%
% at Masters GL Standard	2%	-	1%	6%	-	-	-	-	1%	0%	0%	0%	0%	2%	4%
Number of Tests # at Approaches GL Standard or Above	57	-	46	11	-	-	-	-	47	6	7	3	2	39	18
# at Meets GL Standard or Above	9	-	5	4	-	-	-	-	7	0	0	0	0	4	5
# at Masters GL Standard	2	-	1	1	-	-	-	-	1	0	0	0	0	1	1
Total Tests	85	-	68	17	-	-	-	-	71	10	11	14	3	61	24
Writing															
Percent of Tests															
% at Approaches GL Standard or Above	-	-	-	-	-	-	-	-	-	-	-	-	-	-	-
% at Meets GL Standard or Above	-	-	-	-	-	-	-	-	-	-	-	-	-	-	-
% at Masters GL Standard	-	-	-	-	-	-	-	-	-	-	-	-	-	-	-
Number of Tests # at Approaches GL Standard or Above	-	-	-	-	-	-	-	-	-	-	-	-	-	-	-
# at Meets GL Standard or Above	-	-	-	-	-	-	-	-	-	-	-	-	-	-	-
# at Masters GL Standard	-	-	-	-	-	-	-	-	-	-	-	-	-	-	-
Total Tests	-	-	-	-	-	-	-	-	-	-	-	-	-	-	-
Science															
Percent of Tests															
% at Approaches GL Standard or Above	81%	-	78%	89%	-	-	-	-	72%	57%	63%	27%	67%	83%	75%
% at Meets GL Standard or Above	51%	-	47%	63%	-	-	-	-	40%	43%	38%	0%	33%	51%	50%
% at Masters GL Standard	6%	-	5%	11%	-	-	-	-	7%	0%	0%	0%	0%	3%	13%

67

	All Students	African American	Hispanic	White	American Indian	Asian	Pacific Islander	Two or More Races	Econ Disadv	EL (Current)	EL (Current & Monitored)	Special Ed (Current)	Special Ed (Former)	Continuously Enrolled	Non-Continuously Enrolled	
Mathematics																
Number of Tests																
# at Approaches GL Standard or Above	67	-	50	17	-	-	-	-	42	4	5	3	2	49	18	
# at Meets GL Standard or Above	42	-	30	12	-	-	-	-	23	3	3	0	1	30	12	
# at Masters GL Standard	5	-	3	2	-	-	-	-	4	0	0	0	0	2	3	
Total Tests	83	-	64	19	-	-	-	-	58	7	8	11	3	59	24	
Social Studies																
Percent of Tests																
% at Approaches GL Standard or Above	89%	100%	87%	100%	-	-	-	100%	86%	50%	60%	67%	100%	94%	76%	
% at Meets GL Standard or Above	64%	100%	59%	92%	-	-	-	50%	57%	0%	20%	33%	100%	67%	52%	
% at Masters GL Standard	29%	0%	24%	67%	-	-	-	0%	29%	0%	20%	17%	50%	31%	24%	
Number of Tests																
# at Approaches GL Standard or Above	76	1	61	12	-	-	-	2	54	2	3	8	2	60	16	
# at Meets GL Standard or Above	54	1	41	11	-	-	-	1	36	0	1	4	2	43	11	
# at Masters GL Standard	25	0	17	8	-	-	-	0	18	0	1	2	1	20	5	
Total Tests	85	1	70	12	-	-	-	2	63	4	5	12	2	64	21	

00

- Indicates there are no students in the group.

Texas Education Agency 2019 STAAR Performance Data Table NATALIA ISD (163903)

CONFIDENTIAL

Calculation Report

STAAR Performance	Reading	Mathematics	Writing	Science	Social Studies	Totals	Percentages
Total Tests	673	528	159	230	163	1,753	
Approaches GL or Above	436	375	69	163	131	1,174	67
Meets GL or Above	227	140	26	81	73	547	31
Masters GL	68	51	12	19	33	183	10
Total Percentage Points Component Score							108 36

[Download Excel](#)

Data Table

	All Students	African American	Hispanic	White	American Indian	Asian	Pacific Islander	Two or More Races	Econ Disadv	EL (Current)	EL (Current & Monitored)	Special Ed (Current)	Special Ed (Former)	Continuously Enrolled	Non-Continuously Enrolled
All Subjects															
Percent of Tests															
% at Approaches															
GL Standard or Above	67%	80%	65%	74%	67%	-	-	90%	62%	53%	64%	37%	58%	68%	64%
% at Meets GL															
Standard or Above	31%	40%	29%	42%	0%	-	-	65%	25%	18%	25%	20%	23%	31%	31%
% at Masters GL															
Standard	10%	0%	9%	18%	0%	-	-	30%	8%	6%	9%	12%	10%	10%	12%
Number of Tests															
# at Approaches															
GL Standard or Above	1,174	4	953	197	2	-	-	18	835	69	113	70	35	869	305
# at Meets GL															
Standard or Above	547	2	421	111	0	-	-	13	333	24	44	38	14	398	149
# at Masters GL															
Standard	183	0	130	47	0	-	-	6	105	8	15	23	6	128	55
Total Tests	1,753	5	1,460	265	3	-	-	20	1,339	130	176	189	60	1,276	477
ELA/Reading															
Percent of Tests															
% at Approaches															
GL Standard or Above	65%	100%	63%	72%	0%	-	-	100%	60%	49%	60%	29%	52%	66%	61%

	All Students	African American	Hispanic	White	American Indian	Asian	Pacific Islander	Two or More Races	Econ Disadv	EL (Current)	EL (Current & Monitored)	Special Ed (Current)	Special Ed (Former)	Continuously Enrolled	Non-Continuously Enrolled	
% at Meets GL Standard or Above	34%	50%	32%	43%	0%	-	-	50%	27%	17%	24%	15%	22%	35%	31%	
% at Masters GL Standard	10%	0%	9%	14%	0%	-	-	17%	7%	6%	10%	8%	9%	10%	11%	
Number of Tests # at Approaches GL Standard or Above	436	2	355	73	0	-	-	6	309	26	41	21	12	321	115	
# at Meets GL Standard or Above	227	1	179	44	0	-	-	3	139	9	16	11	5	169	58	
# at Masters GL Standard	68	0	53	14	0	-	-	1	37	3	7	6	2	48	20	
Total Tests	673	2	562	102	1	-	-	6	515	53	68	73	23	485	188	
Mathematics																
Percent of Tests																
% at Approaches GL Standard or Above	71%	0%	70%	78%	100%	-	-	83%	68%	64%	73%	39%	68%	72%	67%	
% at Meets GL Standard or Above	27%	0%	25%	34%	0%	-	-	67%	22%	21%	30%	19%	16%	26%	27%	
% at Masters GL Standard	10%	0%	8%	19%	0%	-	-	33%	7%	7%	7%	14%	11%	9%	12%	
Number of Tests # at Approaches GL Standard or Above	375	0	307	62	1	-	-	5	280	27	41	22	13	276	99	
# at Meets GL Standard or Above	140	0	109	27	0	-	-	4	91	9	17	11	3	100	40	
# at Masters GL Standard	51	0	34	15	0	-	-	2	28	3	4	8	2	33	18	
Total Tests	528	1	441	79	1	-	-	6	412	42	56	57	19	381	147	
Writing																
Percent of Tests																
% at Approaches GL Standard or Above	43%	100%	42%	43%	-	-	-	67%	38%	20%	23%	21%	50%	39%	52%	
% at Meets GL Standard or Above	16%	0%	14%	23%	-	-	-	67%	10%	0%	0%	14%	25%	11%	28%	
% at Masters GL Standard	8%	0%	7%	7%	-	-	-	33%	4%	0%	0%	14%	25%	6%	10%	
Number of Tests # at Approaches GL Standard or Above	69	1	53	13	-	-	-	2	48	2	3	3	2	43	26	
# at Meets GL Standard or Above	26	0	17	7	-	-	-	2	13	0	0	2	1	12	14	
# at Masters GL Standard	12	0	9	2	-	-	-	1	5	0	0	2	1	7	5	
Total Tests	159	1	125	30	-	-	-	3	126	10	13	14	4	109	50	
Science																
Percent of Tests																
% at Approaches GL Standard or Above	71%	-	68%	88%	100%	-	-	100%	63%	59%	72%	42%	44%	71%	71%	
% at Meets GL Standard or Above	35%	-	31%	55%	0%	-	-	100%	26%	29%	28%	19%	22%	33%	42%	
% at Masters GL Standard	8%	-	6%	18%	0%	-	-	50%	7%	6%	8%	8%	0%	7%	13%	

70

	All Students	African American	Hispanic	White	American Indian	Asian	Pacific Islander	Two or More Races	Econ Disadv	EL (Current)	EL (Current & Monitored)	Special Ed (Current)	Special Ed (Former)	Continuously Enrolled	Non-Continuously Enrolled	
Number of Tests																
# at Approaches GL Standard or Above	163	-	131	29	1	-	-	2	106	10	18	11	4	124	39	
# at Meets GL Standard or Above	81	-	61	18	0	-	-	2	44	5	7	5	2	58	23	
# at Masters GL Standard	19	-	12	6	0	-	-	1	12	1	2	2	0	12	7	
Total Tests	230	-	194	33	1	-	-	2	168	17	25	26	9	175	55	
Social Studies																
Percent of Tests																
% at Approaches GL Standard or Above	80%	100%	78%	95%	-	-	-	100%	78%	50%	71%	68%	80%	83%	70%	
% at Meets GL Standard or Above	45%	100%	40%	71%	-	-	-	67%	39%	13%	29%	47%	60%	47%	38%	
% at Masters GL Standard	20%	0%	16%	48%	-	-	-	33%	19%	13%	14%	26%	20%	22%	14%	
Number of Tests																
# at Approaches GL Standard or Above	131	1	107	20	-	-	-	3	92	4	10	13	4	105	26	
# at Meets GL Standard or Above	73	1	55	15	-	-	-	2	46	1	4	9	3	59	14	
# at Masters GL Standard	33	0	22	10	-	-	-	1	23	1	2	5	1	28	5	
Total Tests	163	1	138	21	-	-	-	3	118	8	14	19	5	126	37	

71

- Indicates there are no students in the group.

THE STATE OF TEXAS

X NATALIA INDEPENDENT SCHOOL DISTRICT

COUNTY OF MEDINA

X REGULAR MEETING, BOARD OF TRUSTEES

I. Call to Order:

Board Secretary, Jack Bradley called the Regular Board meeting to order on Monday, August 12, 2019 at 6:30 PM The Pledge of Allegiance was recited and Gordon Gentry led in prayer and welcomed the visitors.

Roll Call, Establish Quorum:

Eric Smith (President) - Absent
Tiffany Rodriguez (Vice President) – Absent
Jack Bradley (Secretary) – Present
Gordon Gentry -Present
Fernando Garza – Present
Paul Almendarez - Present
Andrew Besa – Present

II. PROGRESS MONITORING

- A. Goal Progress Measure 1.2 - The percentage of 3rd grade students at or above the college readiness lexile level will increase from 31% to 50% by 2021. 2019 - 37% 2020 - 43% 2021 - 50%
Time: 17 minutes
- B. Superintendent Evaluation of Goal Progress Measure 1.2
Time: 3 minutes
- C. Goal Progress Measure 2.2 -The percentage of 7th grade students at or above the college readiness quantile level of 905Q will increase from 17% to 32% by 2021. 2019 - 22% 2020 - 27% 2021 - 32%
Time: 13 minutes
- D. Superintendent Evaluation of Goal Progress Measure 2.2
Time: 1 minute
- E. Superintendent Constraint Progress Measure 1.1 -The percentage of inputs aligned to achieving Student Outcome Goals being coded in the budget will increase from 0% to 100% by 2021. 2019 100% 2020 100% 2021 100%
Time: 3 minutes

III. PUBLIC COMMENT none

IV. CONSENT AGENDA

- A. Consider and approve minutes from July 8 Regular Meeting
- B. Consider and approve the July 2019 Board's Time Use Tracker (LSG)
- C. Consider and approve July 2019 Board's Staff Use Tracker (LSG)

- D. Consider and approve Garza/Bomberger Natalia MS Wing Replacement Invoice #4
- E. Consider and approve July Financials
- F. Consider and approve 2020 Medina County Appraisal District Budget Shares
- G. Consider and approve Performance Services Invoice #5 and invoice #6
- H. Consider and approve 2019-2020 Natalia ISD SRO MOU
- I. Consider and approve 2019-2020 Student Handbook, Student Code of Conduct and ExtraCurricular Handbook
- J. Consider and approve transfer of hiring authority from Superintendent back to Natalia ISD Board of Trustees
- K. Donation for buying school supplies to donate to students
 - 1. Consider and approve acceptance of donation
 - 2. Consider and approve budget amendment

Time: 1 minute

Action: Motion was made by Paul Almendarez and seconded by Andrew Besa.

Motion carried 5-0.

V. DISCUSSION

- A. Discuss and consider board Constraint 2.0 - Do not, either collectively or through the actions of individual Members, undermine or appear to perform any of the duties/responsibilities of the superintendent or the administration

Time: 1 minute

Action: Motion was made by Andrew Besa and seconded by Fernando Garza.

Motion carried 5-0.

- B. Discuss bond construction update

Time: 15 minutes

Eric Smith arrived at 7:16 PM

- C. Discuss 2019-2020 teacher pay scale

Time: 3 minutes

VI. ADJOURN

Action: Motion was made by Andrew Besa and seconded Jack Bradley. Motion carried 6-0. Adjournment at 7:29 PM.

Total Percentage of Student Outcome Goals-focus: 63%

Eric Smith, NISD President

Jack Bradley, NISD Secretary

THE STATE OF TEXAS

X NATALIA INDEPENDENT SCHOOL DISTRICT

COUNTY OF MEDINA

X SPECIAL MEETING, BOARD OF TRUSTEES

I. Call to Order:

Board Secretary, Jack Bradley called the Regular Board meeting to order on Monday, August 16, 2019 at 7:06 AM.

Roll Call, Establish Quorum:

Eric Smith (President) - Absent
Tiffany Rodriguez (Vice President) – Absent
Jack Bradley (Secretary) – Present
Gordon Gentry -Present
Fernando Garza – Present
Paul Almendarez - Present
Andrew Besa – Present

II. ACTION ITEM(S)

A. Consider and approve Order of Election\

Action: Motion was made by Paul Almendarez and seconded by Fernando Garza

Motion carried 5-0.

III. ADJOURN

Action: Motion was made by Gordon Gentry and seconded by Andrew Besa. Motion carried 5-0. Adjournment at 7:08 AM

Eric Smith, NISD President

Jack Bradley, NISD Secretary

THE STATE OF TEXAS

X NATALIA INDEPENDENT SCHOOL DISTRICT

COUNTY OF MEDINA
TRUSTEES

X SPECIAL MEETING/WORKSHOP, BOARD OF

I. Call to Order:

Board President, Eric Smith called the Special Board meeting to order on Monday, August 26, 2019 at 6:05 PM. The Pledge of Allegiance was recited and Gordon Gentry led in prayer and welcomed the visitors.

Roll Call, Establish Quorum:

Eric Smith (President) - Present
Tiffany Rodriguez (Vice President) – Present
Jack Bradley (Secretary) – Absent
Gordon Gentry -Present
Fernando Garza – Present
Paul Almendarez - Absent
Andrew Besa – Absent

II. DRAWING FOR PLACE ON BALLOT

A. The drawing is as follows:

1. Shad Heinis
2. Mireya G. Vanderslice
3. Jack N. Bradley Jr.
4. Eric E. Owens
5. Gordon W. Gentry

III. PUBLIC MEETING TO DISCUSS 2019-2020 PROPOSED TAX RATE

A. Consider and approve the 2019-2020 Proposed Tax Rate

*Action: Motion was made by Gordon Gentry and seconded by Tiffany Rodriguez.
Motion carried 5-0*

Andrew Besa arrived at 6:09 PM

IV. ACTION ITEMS

A. Consider and approve purchase of item(s) over \$25,000

*Action: Motion was made by Tiffany Rodriguez and seconded by Gordon Gentry.
Motion carried 5-0.*

B. Tax Rate Tax Year 2019

C. Consider and approve adoption of resolution related to release of gate receipt additional proceeds for scholarships to the Legacy Bowl Annual Scholarship Fund.

*Action: Motion was made by Tiffany Rodriguez and seconded by Gordon Gentry.
Motion carried 4-0-1. Eric Smith abstained.*

V. LONE STAR GOVERNANCE WORKSHOP

- A. LSG Celebrations
- B. LSG Refresher
Paul Almendarez arrived at 6:43 PM.
- C. LSG Goals
- D. LSG Goal Progress Measures
- E. LSG Future Planning
- F. LSG Board Operating Procedures

VI. ADJOURN

*Action: Motion was made by Eric Smith and seconded by Gordon Gentry. Motion carried
6-0. Adjournment at 8:36*

Eric Smith, NISD President

Jack Bradley, NISD Secretary

LSG Board Meeting Time Use Tracker

August 12 2019

	Activity	Minutes Used	% of Total Minutes Used	Descriptions	Notes
1	Vision	Student Outcome Goal Setting	0	0	Selecting student outcome goals, GPMS, and/or targets
2	Vision	Student Outcome Goal Monitoring	37	63	Progress monitoring Board-approved student outcome goals using monitoring reports in accordance with the Board-adopted monitoring calendar
3	Vision	Constraints Setting	0	0	Selecting constraints, CPMs, theories of action, and/or targets
4	Vision	Constraints Monitoring		0	Progress monitoring Board-approved constraints using monitoring reports in accordance with the Board-adopted monitoring calendar
5	Accountability	Superintendent Evaluation		0	Annual evaluation of superintendent/district performance (in LSG, superintendent performance is indistinguishable from district performance)
6	Accountability	Board Self-Evaluation	0	0	Meeting evaluation using this time use tracker; quarterly and/or annual board self-evaluation using the LSG instrument
7	Structure	Voting	2	3	Debating and voting on any item up for board consideration; these activities are never a form of "monitoring"
8	Advocacy	Community Engagement	0	0	Two-way communication opportunity where Board Members listen for and discuss the vision/values of their staff and community members
9	Advocacy	Student / Family Engagement	0	0	Two-way communication opportunity where Board Members listen for and discuss the vision/values of their students and families
10	Advocacy	Community Training	0	0	Board-hosted and Board Member-led or co-led training on Lone Star Governance
11	Unity	Board Training		0	The Board fulfilling statutorily required, LSG-related, or other training
12	Other	Other	20	34	Any time spent on an activity that is not one of the above
Total Minutes		59			
Executive Session Minutes		0			
Public Meeting Minutes		59	100	All minutes combined	
Total Student Outcome Goal-Focused Minutes & Percentage		37	63	Student Outcome Goal Setting and Monitoring combined	
Board review on September 09, 2019					



Natalia Independent School District
 Fiscal Year 2020
 Assets and Accounts by Month *
 As of August 31, 2019



Account Type	ACC#	Financial Institution	Opening Amt	Opening Date	Maturity	Rate %	Current Balance 08.31.2019
GenOp MM	*5375	Security State Bank				0.35%	3,443.32
GenOp Checking	*4605	Security State Bank				0.50%	459,481.27
Payroll	*4699	Security State Bank				0.50%	167,956.86
Student Activity	*5792	Security State Bank				0.50%	2,058.36
I&S MM	*6233	Security State Bank				0.80%	8,168.65
Main. Tax Note	79626-01	TexPool Prime	\$1,928,251.04	01.11.2019		2.33%	\$272,244.81
GenOp Invest.	79626-02	TexPool Prime	\$4,099,985.42	01.31.2019		2.33%	\$5,121,335.84
I&S Invest	79626-03	TexPool Prime	\$625,000.00	02.01.2019		2.33%	\$333,767.16
Activity Invest	79626-04	TexPool Prime	\$0.00	05.08.2019		2.33%	\$65,160.98
Series 2019 Invest	79626-09	TexPool Prime	\$0.00	05.09.2019		2.33%	\$10,304,170.45
							\$16,737,787.70

Monthly Interest Posting Worksheet
As of 08.31.2019

199 00 5742.00 000 0 00 000 370.14

GenOp Account Interest *4605

240 00 5742.00 000 0 00 000 61.66

NSLP Interest

199 00 5742.01 000 0 00 000 2.92

GenOp Money Market *5375

863 00 2171.01 000 0 00 000 129.94

Payroll Interest *4699

599 00 5742.00 000 0 00 000 6.15

Debt Svc Money Market *6233

865 00 2190.00 000 0 00 000 2.14

Activity Account Interest *5792

699 00 5742.02 000 0 00 000 880.10 **CYTD** 19,501.77

TexPool MTN 79626-01

[Offset 1122.02]

199 00 5742.02 000 0 00 000 11,072.05 78,421.67

TexPool GenOp Intrst 79626-02

[Offset 1122.02]

599 00 5742.03 000 0 00 000 863.37 8,687.12

TexPool Debt Intrst 79626-03

[Offset 1122.03]

461 00 5742.04 000 0 00 00 24.26 52.26

TexPool Activity Intrst 79626-04

[Offset 1122.04]

865 00 2190.04 000 0 00 0 00 110.50 496.61

TexPool Activity Intrst 79626-04

[Offset 1122.04]

699 00 5742.19 000 0 00 0 19 20,590.44 61,712.69

TexPool U/L 2019 Intrst 79626-09

[Offset 1122.19]

34,113.67 (Total Cash Receipt)

NSLP Interest Calculation

GenOpBank Interest Earned	431.80
Avg Daily Balance 240 00 1101	145,196.00
GenOp Interest Rate	0.5000
Days in Month	31.00

[Offset 1105]

[Offset 1105]

Check Nbr	Check Date	Payee	PO Nbr	Invoice Nbr	Fnd-Fnc-Obj.So-Org-Prog	Reason	Amount	EFT
018445	08-09-2019	TCG ADMINISTRATORS	DEDCH		863-00-2159.00-010-000000	AUG DED TAX SHEL. ANNUITY	50.00	N
	08-20-2019	TCG ADMINISTRATORS	DEDCH		863-00-2159.00-010-000000	need to process all code 010	-50.00	N
Totals for Check 018445							.00	
018446	08-09-2019	TCG ADMINISTRATORS	DEDCH		863-00-2159.00-010-000000	AUG DED TAX SHEL. ANNUITY	1,630.50	N
019178	08-09-2019	A.T.P.E.	DEDCH		863-00-2159.00-220-000000	AUG DED MISCELLANEOUS DED	15.29	N
019179	08-09-2019	New York Life	DEDCH		863-00-2153.00-214-000000	AUG DED LIFE INSURANCE	282.50	N
019180	08-09-2019	Pioneer Credit Recovery, I	DEDCH		863-00-2159.00-307-000000	AUG DED MISCELLANEOUS DED	250.65	N
019181	08-09-2019	TCG ADMINISTRATORS	DEDCH		863-00-2159.00-008-000000	AUG DED 457 DEFERRED COMP.	5.51	N
019182	08-09-2019	TRELLIS COMPANY	DEDCH		863-00-2159.00-410-000000	AUG DED MISCELLANEOUS DED	242.69	N
019183	08-09-2019	ILLINOIS STUDENT ASSI	DEDCH		863-00-2159.00-306-000000	AUG DED MISCELLANEOUS DED	262.42	N
019184	08-09-2019	MEDINA COUNTY TAX A	DEDCH		863-00-2159.00-217-000000	AUG DED MISCELLANEOUS DED	105.00	N
019185	08-09-2019	NATALIA I.S.D. G.O.F.	DEDCH		863-00-2159.00-218-000000	AUG DED MISCELLANEOUS DED	92.05	N
019186	08-09-2019	PRE-PAID LEGAL SERVI	DEDCH		863-00-2159.00-210-000000	AUG DED MISCELLANEOUS DED	58.65	N
019187	08-09-2019	RUSTY FREEMAN & ASS	DEDCH		863-00-2153.00-201-000000	AUG DED HEALTH INSURANCE	492.13	N
			DEDCH		863-00-2153.00-202-000000	AUG DED HEALTH INSURANCE	2,227.90	N
			DEDCH		863-00-2153.00-206-000000	AUG DED LIFE INSURANCE	1,725.00	N
			DEDCH		863-00-2159.00-203-000000	AUG DED HSA	391.45	N
			DEDCH		863-00-2159.00-204-000000	AUG DED MISCELLANEOUS DED	1,942.46	N
			DEDCH		863-00-2159.00-205-000000	AUG DED MISCELLANEOUS DED	1,348.51	N
			DEDCH		863-00-2159.00-207-000000	AUG DED MISCELLANEOUS DED	375.40	N
			DEDCH		863-00-2159.00-225-000000	AUG DED MISCELLANEOUS DED	242.85	N
			DEDCH		863-00-2159.00-226-000000	AUG DED MISCELLANEOUS DED	345.90	N
			DEDCH		863-00-2159.00-408-000000	AUG DED MISCELLANEOUS DED	30.42	N
Totals for Check 019187							9,122.02	
019188	08-09-2019	SUN LIFE FINANCIAL	DEDCH		863-00-2153.00-213-000000	AUG DED LIFE INSURANCE	162.77	N
			DEDCH		863-00-2159.00-405-000000	AUG DED MISCELLANEOUS DED	71.67	N
Totals for Check 019188							234.44	
019189	08-09-2019	TEPSA	DEDCH		863-00-2159.00-500-000000	AUG DED MISCELLANEOUS DED	55.57	N
019190	08-09-2019	TEXAS GUARANTEED	DEDCH		863-00-2159.00-302-000000	AUG DED MISCELLANEOUS DED	717.79	N
019191	08-09-2019	TEXAS STATE TEACHER	DEDCH		863-00-2159.00-222-000000	AUG DED MISCELLANEOUS DED	21.42	N
019192	08-09-2019	TEXAS TEACHERS	DEDCH		863-00-2159.00-223-000000	AUG DED MISCELLANEOUS DED	212.50	N
019193	08-09-2019	THE OMNI GROUP	DEDCH		863-00-2159.00-208-000000	AUG DED TAX SHEL. ANNUITY	50.00	N
	08-20-2019	THE OMNI GROUP	DEDCH		863-00-2159.00-208-000000	wrong vendor-ee#300	-50.00	N
Totals for Check 019193							.00	
019198	08-29-2019	A.T.P.E.	DEDCH		863-00-2159.00-220-000000	AUG DED MISCELLANEOUS DED	15.29	N
019199	08-29-2019	New York Life	DEDCH		863-00-2153.00-214-000000	AUG DED LIFE INSURANCE	282.50	N
019200	08-29-2019	Pioneer Credit Recovery, I	DEDCH		863-00-2159.00-307-000000	AUG DED MISCELLANEOUS DED	250.65	N

Check Nbr	Check Date	Payee	PO Nbr	Invoice Nbr	Fnd-Fnc-Obj.So-Org-Prog	Reason	Amount	EFT
019201	08-29-2019	TCG ADMINISTRATORS	DEDCH		863-00-2159.00-008-000000	AUG DED 457 DEFERRED COMP.	121.33	N
			DEDCH		863-00-2159.00-010-000000	AUG DED TAX SHEL. ANNUITY	1,630.50	N
Totals for Check 019201							1,751.83	
019202	08-29-2019	TRELLIS COMPANY	DEDCH		863-00-2159.00-410-000000	AUG DED MISCELLANEOUS DED	242.69	N
019203	08-29-2019	HORACE MANN LIFE INS	DEDCH		863-00-2153.00-311-000000	AUG DED LIFE INSURANCE	99.44	N
019204	08-29-2019	ILLINOIS STUDENT ASSI	DEDCH		863-00-2159.00-306-000000	AUG DED MISCELLANEOUS DED	262.42	N
019205	08-29-2019	MEDINA COUNTY TAX A	DEDCH		863-00-2159.00-217-000000	AUG DED MISCELLANEOUS DED	105.00	N
019206	08-29-2019	NATALIA I.S.D. G.O.F.	DEDCH		863-00-2159.00-218-000000	AUG DED MISCELLANEOUS DED	92.05	N
019207	08-29-2019	PRE-PAID LEGAL SERVI	DEDCH		863-00-2159.00-210-000000	AUG DED MISCELLANEOUS DED	58.65	N
019208	08-29-2019	RUSTY FREEMAN & ASS	DEDCH		863-00-2153.00-201-000000	AUG DED HEALTH INSURANCE	492.13	N
			DEDCH		863-00-2153.00-202-000000	AUG DED HEALTH INSURANCE	2,227.90	N
			DEDCH		863-00-2153.00-206-000000	AUG DED LIFE INSURANCE	1,725.00	N
			DEDCH		863-00-2159.00-203-000000	AUG DED HSA	391.45	N
			DEDCH		863-00-2159.00-204-000000	AUG DED MISCELLANEOUS DED	1,942.46	N
			DEDCH		863-00-2159.00-205-000000	AUG DED MISCELLANEOUS DED	1,349.59	N
			DEDCH		863-00-2159.00-207-000000	AUG DED MISCELLANEOUS DED	375.40	N
			DEDCH		863-00-2159.00-215-000000	AUG DED MISCELLANEOUS DED	1.20	N
			DEDCH		863-00-2159.00-225-000000	AUG DED MISCELLANEOUS DED	242.85	N
			DEDCH		863-00-2159.00-226-000000	AUG DED MISCELLANEOUS DED	345.90	N
			DEDCH		863-00-2159.00-408-000000	AUG DED MISCELLANEOUS DED	30.42	N
Totals for Check 019208							9,124.30	
019209	08-29-2019	SUN LIFE FINANCIAL	DEDCH		863-00-2153.00-213-000000	AUG DED LIFE INSURANCE	162.77	N
			DEDCH		863-00-2159.00-405-000000	AUG DED MISCELLANEOUS DED	71.67	N
Totals for Check 019209							234.44	
019210	08-29-2019	TEPSA	DEDCH		863-00-2159.00-500-000000	AUG DED MISCELLANEOUS DED	55.57	N
019211	08-29-2019	TEXAS FEDERATION OF	DEDCH		863-00-2159.00-221-000000	AUG DED MISCELLANEOUS DED	8.25	N
019212	08-29-2019	TEXAS GUARANTEED	DEDCH		863-00-2159.00-302-000000	AUG DED MISCELLANEOUS DED	717.79	N
019213	08-29-2019	TEXAS STATE TEACHER	DEDCH		863-00-2159.00-222-000000	AUG DED MISCELLANEOUS DED	21.42	N
019214	08-29-2019	TEXAS TEACHERS	DEDCH		863-00-2159.00-223-000000	AUG DED MISCELLANEOUS DED	212.50	N
080519	08-05-2019	UMB Bank, N.A.	008876	18NA	199-71-6512.18-999-099000	principal	25,000.00	N
			008876	18NA	199-71-6522.18-999-099000	interest	52,239.59	N
Totals for Check 080519							77,239.59	
099916	08-05-2019	BROADWAY BANK	008877	series2016	599-71-6511.16-999-099000	debt service	226,000.00	N
			008877	series2016	599-71-6521.16-999-099000	debt service	10,440.00	N
Totals for Check 099916							236,440.00	
809CH	08-09-2019	TEXAS CHILD SUPPORT	DEDCH		863-00-2159.00-300-000000	AUG WIRE MISCELLANEOUS DED	591.50	N
809TAX	08-09-2019	INTERNAL REVENUE SE	DEDCH		863-00-2151.00-000-000000	AUG WIRE PAYROLL DEDUCTION	22,349.71	N
			DEDCH		863-00-2152.01-000-000000	AUG WIRE PAYROLL DEDUCTION	3,964.51	N
			DEDCH		863-00-2152.02-000-000000	AUG WIRE PAYROLL DEDUCTION	3,964.51	N
Totals for Check 809TAX							30,278.73	

Check Nbr	Check Date	Payee	PO Nbr	Invoice Nbr	Fnd-Fnc-Obj.So-Org-Prog	Reason	Amount	EFT
812191	08-12-2019	AMEGY BANK	008888	AUG	599-71-6511.13-999-099000	Series 2013 Aug Pay	118,000.00	N
			008888	AUG	599-71-6521.13-999-099000	Series 2013 Aug Pay	1,917.50	N
Totals for Check 812191							119,917.50	
812192	08-12-2019	UMB Bank, N.A.	008889	AUG	599-71-6521.19-999-099000	Series 2019 Aug Pay	73,425.83	N
812TAX	08-12-2019	INTERNAL REVENUE SE	DEDCH		863-00-2151.00-000-000000	AUG WIRE PAYROLL DEDUCTION	1,311.24	N
			DEDCH		863-00-2152.01-000-000000	AUG WIRE PAYROLL DEDUCTION	279.46	N
			DEDCH		863-00-2152.02-000-000000	AUG WIRE PAYROLL DEDUCTION	279.46	N
Totals for Check 812TAX							1,870.16	
814191	08-14-2019	GARZA/BOMBERGER &	008890	4	699-81-6219.01-999-099019	Invoice 4	32,797.80	N
814192	08-14-2019	Performance Services, Inc	008891	5	699-81-6219.02-999-099018	Invoice 5	188,090.00	N
814193	08-14-2019	Performance Services, Inc	008891	6	699-81-6219.02-999-099018	Invoice 5	215,000.00	N
815AC	08-15-2019	Texas Comptroller of Publi	DEDCH		863-00-2153.00-197-000000	AUG WIRE PAYROLL DEDUCTION	35,876.00	N
			DEDCH		863-00-2153.00-198-000000	AUG WIRE PAYROLL DEDUCTION	17,604.00	N
			DEDCH		863-00-2153.00-199-000000	AUG WIRE PAYROLL DEDUCTION	11,939.00	N
Totals for Check 815AC							65,419.00	
829TAX	08-29-2019	INTERNAL REVENUE SE	DEDCH		863-00-2151.00-000-000000	AUG WIRE PAYROLL DEDUCTION	47.55	N
			DEDCH		863-00-2152.01-000-000000	AUG WIRE PAYROLL DEDUCTION	15.27	N
			DEDCH		863-00-2152.02-000-000000	AUG WIRE PAYROLL DEDUCTION	15.27	N
Totals for Check 829TAX							78.09	
830adj	08-30-2019	INTERNAL REVENUE SE	DEDCH		863-00-2151.00-000-000000	AUG WIRE PAYROLL DEDUCTION	296.19	N
			DEDCH		863-00-2152.01-000-000000	AUG WIRE PAYROLL DEDUCTION	80.18	N
			DEDCH		863-00-2152.02-000-000000	AUG WIRE PAYROLL DEDUCTION	80.18	N
Totals for Check 830adj							456.55	
830CH	08-30-2019	TEXAS CHILD SUPPORT	DEDCH		863-00-2159.00-300-000000	AUG WIRE MISCELLANEOUS DED	591.50	N
830TAX	08-30-2019	INTERNAL REVENUE SE	DEDCH		863-00-2151.00-000-000000	AUG WIRE PAYROLL DEDUCTION	23,049.35	N
			DEDCH		863-00-2152.01-000-000000	AUG WIRE PAYROLL DEDUCTION	4,135.61	N
			DEDCH		863-00-2152.02-000-000000	AUG WIRE PAYROLL DEDUCTION	4,135.61	N
Totals for Check 830TAX							31,320.57	
8ADTA	08-09-2019	INTERNAL REVENUE SE	DEDCH		863-00-2151.00-000-000000	AUG WIRE PAYROLL DEDUCTION	44.67	N
			DEDCH		863-00-2152.01-000-000000	AUG WIRE PAYROLL DEDUCTION	2.81	N
			DEDCH		863-00-2152.02-000-000000	AUG WIRE PAYROLL DEDUCTION	2.81	N
Totals for Check 8ADTAX							50.29	
TAX829	07-29-2019	INTERNAL REVENUE SE	DEDCH		863-00-2151.00-000-000000	JUL WIRE PAYROLL DEDUCTION	146.38	N
			DEDCH		863-00-2152.01-000-000000	JUL WIRE PAYROLL DEDUCTION	34.51	N
			DEDCH		863-00-2152.02-000-000000	JUL WIRE PAYROLL DEDUCTION	34.51	N
	08-28-2019	INTERNAL REVENUE SE	DEDCH		863-00-2151.00-000-000000	WRONG CHECK DATE	-146.38	N
			DEDCH		863-00-2152.01-000-000000	WRONG CHECK DATE	-34.51	N
			DEDCH		863-00-2152.02-000-000000	WRONG CHECK DATE	-34.51	N
	08-29-2019	INTERNAL REVENUE SE	DEDCH		863-00-2151.00-000-000000	AUG WIRE PAYROLL DEDUCTION	146.38	N
			DEDCH		863-00-2152.01-000-000000	AUG WIRE PAYROLL DEDUCTION	34.51	N
			DEDCH		863-00-2152.02-000-000000	AUG WIRE PAYROLL DEDUCTION	34.51	N
Totals for Check TAX829							215.40	
Total For District Written Checks							1,100,626.30	

Check Nbr	Trans Date	Payee	PO Nbr	Invoice Nbr	Fnd-Fnc-Obj.So-Org-Prog	Reason	Amount	EFT
		Alpha Gamez	200149	2019-2020	199-13-6499.01-001-099000	Misc/staff recognition	29.70	N
			200149	2019-2020	199-13-6499.01-001-099000	REVERSAL	-29.70	N
						Totals for Vendor 10282	.00	
		Casey Pena	200078	200078	199-13-6399.00-999-0990CI	Vocabulary Training	797.00	N
			200078	200078	199-13-6399.00-999-0990CI	REVERSAL	-797.00	N
						Totals for Vendor 10575	.00	
		Cintas Corporation No.2	008879	4024265801	240-35-6299.00-807-099000		30.00	N
			008879	4024265801	240-35-6299.00-807-099000	REVERSAL	-30.00	N
						Totals for Vendor 10184	.00	
		HARRISON SUPPLY IN	200128	231694	199-51-6319.01-001-099000	PO Created by Req: 020157	49.92	N
			200128	231694	199-51-6319.01-001-099000	REVERSAL	-49.92	N
						Totals for Vendor 33550	.00	
		WHATABURGER	200264	116645	199-36-6412.02-001-091000	Meals	231.41	N
			200264	116645	199-36-6412.02-001-091000	REVERSAL	-231.41	N
						Totals for Vendor 92400	.00	
018425	08-09-2019	SCHOLASTIC BOOK FAI	008878	B3972991F1	865-00-2190.02-102-000000		1,982.86	N
			008878	B3972991F1	865-00-2190.02-102-000000	used wrong check #	-1,982.86	N
						Totals for Check 018425	.00	
018426	08-09-2019	SCHOLASTIC BOOK FAI	008883	B3972991F1	865-00-2190.02-102-000000		1,982.86	N
018427	08-14-2019	Daniella Garza	200193	2019Scholarship	461-36-6399.42-750-099000	Blue Way Scholarship	800.00	N
018428	08-14-2019	F & A CREATIONS	200165	0092	461-36-6399.01-001-099000	back to school gifts-teachers	278.00	N
018429	08-14-2019	SAMANTHA SANCHEZ	200192	2019Scholarship	461-36-6399.42-750-099000	Blue Way Scholarship	800.00	N
018430	08-22-2019	HEB CREDIT RECEIVABL	200186	071198	461-36-6399.01-041-099000	refreshments, supplies	144.08	N
018431	08-22-2019	Violet Morgan	200216	2018-2019	461-36-6399.42-750-099000	Blue Way Scholarship	800.00	N
018432	08-22-2019	WALMART COMMUNITY	200170	03583	461-36-6399.01-041-099000	Professional Dev. refreshments	113.33	N
			200143	02885	461-36-6399.01-101-099000	TEACHERS WELCOME BACK	49.32	N
						Totals for Check 018432	162.65	
018433	08-30-2019	GTM SPORTSWEAR	200218	0011013090	865-00-2190.96-041-000000	Cheer Pom Poms	101.95	N
018434	08-30-2019	LEGACY BOWL SCHOLA	200259	09/12/2018	865-00-2190.91-001-000000	Legacy Bowl Foundation	1,362.25	N
018435	08-30-2019	VARSITY SPIRIT FASHIO	200022	22900785	865-00-2190.93-001-000000	2019-2020 CHEERLEEDER UNIFO	2,867.30	N
			200022	22711600	865-00-2190.93-001-000000	2019-2020 CHEERLEEDER UNIFO	3,591.50	N
						Totals for Check 018435	6,458.80	
022146	08-14-2019	FOLLETT SOFTWARE C	200045	1059510-3	199-12-6299.01-001-011000	wrong vendor	-2,415.40	N
			200045	1059510-3	199-12-6299.01-041-011000	wrong vendor	-2,415.40	N
			200045	1059510-3	199-12-6299.01-101-011000	wrong vendor	-2,415.39	N
						Totals for Check 022146	-7,246.19	
022244	08-09-2019	ACE HARDWARE	200164	1636	199-51-6319.02-804-099000	PO Created by Req: 020205	974.68	N
022245	08-09-2019	ARCHITECTURAL DIVISI	008873	817036	199-00-2110.19-000-000000	metal door	2,851.43	N
022246	08-09-2019	Casey Pena	200078	200078	199-13-6399.00-999-0990CI	Vocabulary Training	4,145.00	N

Check Payments
 Natalia ISD
 Computer Written Checks
 For the Month of August

Check Nbr	Check Date	Payee	PO Nbr	Invoice Nbr	Fnd-Fnc-Obj.So-Org-Prog	Reason	Amount	EFT
022247	08-09-2019	Cintas Corporation No.2	008880	4024265801	240-00-2110.19-000-000000		30.00	N
			008880	4024727760	240-00-2110.19-000-000000		30.00	N
			200160	4025149117	240-35-6299.00-807-099000	mops and rugs	30.00	N
			200160	4025662372	240-35-6299.00-807-099000	mops and rugs	30.00	N
			200160	4026153978	240-35-6299.00-807-099000	mops and rugs	30.00	N
			200160	4026599329	240-35-6299.00-807-099000	mops and rugs	30.00	N
			200160	4027100104	240-35-6299.00-807-099000	mops and rugs	30.00	N
Totals for Check 022247							210.00	
022248	08-09-2019	CITY OF NATALIA	008882	06/15-07/152019	199-00-2110.19-000-000000	22803-00	36.50	N
			008882	06/15-07/152019	199-00-2110.19-000-000000	22805-00	106.09	N
			008882	06/15-07/152019	199-00-2110.19-000-000000	22801-00	64.00	N
			008882	06/15-07/152019	199-00-2110.19-000-000000	29907-00	59.00	N
			008882	06/15-07/152019	199-00-2110.19-000-000000	29796-00	93.03	N
			008882	06/15-07/152019	199-00-2110.19-000-000000	29790-00	86.50	N
			008882	06/15-07/152019	199-00-2110.19-000-000000	33800-00	368.61	N
			008882	06/15-07/152019	199-00-2110.19-000-000000	22802-00	208.54	N
			008882	06/15-07/152019	199-00-2110.19-000-000000	22800-00	353.73	N
			008882	06/15-07/152019	199-00-2110.19-000-000000	22601-00	79.97	N
			008882	06/15-07/152019	199-00-2110.19-000-000000	29795-00	61.00	N
			008882	06/15-07/152019	199-00-2110.19-000-000000	29702-00	86.50	N
			008882	06/15-07/152019	199-00-2110.19-000-000000	29908-00	59.00	N
			008882	06/15-07/152019	199-00-2110.19-000-000000	22300-00	99.56	N
Totals for Check 022248							1,762.03	
022249	08-09-2019	CITY OF NATALIA - CAR	200032	67	199-51-6259.02-804-099000	Monthly Billing	718.80	N
022250	08-09-2019	EAST MEDINA COUNTY	200035	July2019	199-51-6259.02-804-099000	Monthly Billing	63.82	N
022251	08-09-2019	EWING IRRIGATION	200129	7976468	199-51-6319.02-804-099000	Weed control	349.98	N
022252	08-09-2019	F & A CREATIONS	200125	0086	199-36-6299.06-001-091000	Screen Print & Monogram Servic	316.00	N
022253	08-09-2019	Freer ISD	200148	Volleyball19-20	199-36-6412.01-001-091000	Tournament Fee	225.00	N
022254	08-09-2019	FUELMAN	200157	NP56666222	199-51-6311.00-804-099000	Monthly Fuel	121.46	N
022255	08-09-2019	Groogy Dog Sportswear &	200151	40780	461-36-6399.01-101-099000	STAFF SHIRTS	282.00	N
			200151	40780	461-36-6399.01-102-099000	STAFF SHIRTS	282.00	N
Totals for Check 022255							564.00	
022256	08-09-2019	HARRISON SUPPLY IN	200128	231694	199-51-6319.01-001-099000	pump house/softball field	49.99	N
			200128	231704	199-51-6319.01-001-099000	pump house/football field	8.69	N
			200128	231544	199-51-6319.01-001-099000	PO Created by Req: 020157	4.29	N
			200128	231183	199-51-6319.01-001-099000	PO Created by Req: 020157	14.52	N
			200128	231544	199-51-6319.01-041-099000	PO Created by Req: 020157	4.29	N
			200128	231183	199-51-6319.01-041-099000	PO Created by Req: 020157	14.52	N
			200128	231544	199-51-6319.01-101-099000	PO Created by Req: 020157	4.29	N
			200128	231183	199-51-6319.01-101-099000	PO Created by Req: 020157	14.52	N
			200128	231544	199-51-6319.01-102-099000	PO Created by Req: 020157	4.29	N
			200128	231183	199-51-6319.01-102-099000	PO Created by Req: 020157	14.52	N
Totals for Check 022256							133.92	

Computer Written Checks
For the Month of August

Check Nbr	Check Date	Payee	PO Nbr	Invoice Nbr	Fnd-Fnc-Obj.So-Org-Prog	Reason	Amount	EFT
022257	08-09-2019	HEB CREDIT RECEIVABL	200150	024349	199-13-6499.01-001-099000	Misc/staff recognition	71.31	N
022258	08-09-2019	HOUSTON ISD	200153	18197108	199-33-6299.00-805-023000	Billing Invoice	3.55	N
022259	08-09-2019	JOHNSTONE SUPPLY	200140	2096029	199-51-6319.01-102-099000	AC service	299.77	N
022260	08-09-2019	JOURDANTON I.S.D.	008881	AdditionalUIL	199-36-6495.01-001-091000	30-AAA	482.40	N
022261	08-09-2019	LOWE'S PAY AND SAVE I	200127	2928854	199-51-6319.01-041-099000	computer storage	26.16	N
022262	08-09-2019	MATERA PAPER CO. LT	200116	S018104	199-51-6319.05-001-099000	Custodial Supplies	790.25	N
			200116	S018104	199-51-6319.05-101-099000	Custodial Supplies	211.41	N
Totals for Check 022262							1,001.66	
022263	08-09-2019	PARKER BUILDING SUP	200132	27441/d	199-51-6319.01-001-099000	Open PO for the year.	5.78	N
			200132	27800/d	199-51-6319.01-001-099000	Open PO for the year.	95.34	N
			200132	28013/d	199-51-6319.01-001-099000	Open PO for the year.	16.57	N
			200132	28382/d	199-51-6319.01-001-099000	Open PO for the year.	11.97	N
			200132	28541/d	199-51-6319.01-001-099000	Open PO for the year.	5.68	N
			200132	28566/d	199-51-6319.01-001-099000	Open PO for the year.	27.86	N
			200132	28565/d	199-51-6319.01-001-099000	Open PO for the year.	6.45	N
			200132	28061/d	199-51-6319.01-041-099000	Open PO for the year.	14.97	N
			200132	27504/d	199-51-6319.01-041-099000	Open PO for the year.	11.78	N
			200132	27499/d	199-51-6319.01-041-099000	Open PO for the year.	55.53	N
			200132	28287/d	199-51-6319.01-041-099000	Open PO for the year.	42.09	N
			200132	27978/d	199-51-6319.01-041-099000	Open PO for the year.	15.00	N
			200132	27478/d	199-51-6319.01-041-099000	Open PO for the year.	91.96	N
			200132	27505/d	199-51-6319.01-041-099000	door	46.96	N
			200132	27548/d	199-51-6319.01-041-099000	JH Office	6.99	N
			200132	27796/D	199-51-6319.01-041-099000	JH OFFICE NEW	25.24	N
			200132	28132/D	199-51-6319.01-041-099000	JH GYM	20.75	N
			200132	27479/D	199-51-6319.01-041-099000	GYM DOOR JH	6.38	N
			200132	27710/D	199-51-6319.01-041-099000	NEW FRONT DOOR JH	66.68	N
			200132	27955/D	199-51-6319.01-041-099000	JH GYM	25.20	N
			200132	27545/D	199-51-6319.01-041-099000	JY GYM	8.97	N
			200132	27762/D	199-51-6319.01-041-099000	JH OFFICE	11.58	N
			200132	27513/D	199-51-6319.01-041-099000	JH GYM DOOR NEW	95.97	N
			200132	28566/d	199-51-6319.01-041-099000	Open PO for the year.	27.86	N
				JRHIGHGYM	199-51-6319.01-041-099000	credit to account	-21.01	N
			200132	28005/D	199-51-6319.01-101-099000	Open PO for the year.	26.99	N
			200132	28566/d	199-51-6319.01-101-099000	Open PO for the year.	27.86	N
			200132	28566/d	199-51-6319.01-102-099000	Open PO for the year.	27.86	N
			200132	28424/d	199-51-6399.00-804-099000	Open PO for the year.	17.29	N
			200132	28422/d	199-51-6399.00-804-099000	Open PO for the year.	1.29	N
			200132	28115/d	199-51-6399.00-804-099000	Open PO for the year.	43.29	N
			200132	27516/d	199-51-6399.00-804-099000	Open PO for the year.	20.97	N
Totals for Check 022263							888.10	

Check Nbr	Check Date	Payee	PO Nbr	Invoice Nbr	Fnd-Fnc-Obj.So-Org-Prog	Reason	Amount	EFT
022264	08-09-2019	Patricia L. Golden	200156	9	199-53-6299.01-750-099000	07/08-24/2019	1,218.75	N
022265	08-09-2019	PORTA PHONE CO.	200172	4142	199-36-6399.01-041-091000	Equipment Repair	115.03	N
022266	08-09-2019	COLLEGE ENTRANCE E	008874	321932662B	199-00-2110.19-000-000000	tests	1,136.00	N
022267	08-09-2019	School Specialty	200079	208123463267	199-11-6399.00-001-011000	stools for Biology classroom	566.40	N
022268	08-09-2019	SHI GOVT. SOLUTIONS	200074	Gb00334195	199-11-6399.00-041-0110TE	Replacement Projector bulbs	250.40	N
			200073	GB00334095	199-11-6399.07-041-0110TE	RAM Upgrade	1,106.30	N
Totals for Check 022268							1,356.70	
022269	08-09-2019	STAPLES BUSINESS AD	200113	3420342854	199-34-6399.00-803-099000	PO Created by Req: 020144	466.53	N
022270	08-09-2019	Taft High School-Volleybal	200142	2019VBCClassic	199-36-6412.01-001-091000	Tournament Fee	325.00	N
022271	08-09-2019	TASB INC.	200176	565493	199-41-6495.03-701-000000	Policy Membership	850.00	N
022272	08-09-2019	The College Board	008875	EA87456591	199-00-2110.19-000-000000	TSI TEST UNITS	1,400.00	N
022273	08-09-2019	THREE RIVERS ISD	200141	2ndAnnual	199-36-6412.01-001-091000	Tournament Fee-VB	375.00	N
022274	08-09-2019	UNIVERSITY INTERSCH	200174	3A	199-36-6495.06-001-091000	2019-20 Membership Application	1,600.00	N
022275	08-09-2019	WELDERS SUPPLY COM	200178	RE01907303	199-11-6269.51-001-022000	open po for cylinder rental fo	182.00	N
022276	08-14-2019	A-1 SHINER FIRE &	200167	9576	199-34-6249.00-803-099000	PO Created by Req: 020209	5,059.03	N
022277	08-14-2019	Alpha Gamez	200149	2019-2020	199-13-6499.01-001-099000	Misc/staff recognition	29.70	N
022278	08-14-2019	AMERICAN EXPRESS C	200184	29061128082	199-41-6399.21-701-099000	MacBook Air	2,047.00	N
022279	08-14-2019	Andrea Moreno-Hewitt	008887	2019 Avid	199-00-2110.19-000-000000	parking	30.00	N
022280	08-14-2019	BSN SPORTS INC	200059	905732550	199-36-6399.02-001-091000	VB Supplies	2,117.17	N
022281	08-14-2019	Evapocore, Inc.	200191	SP289178	199-34-6399.00-803-099000	PO Created by Req: 020236	23.10	N
022282	08-14-2019	Cintas Corporation No.2	200169	4025148980	199-51-6299.00-804-099000	PO Created by Req: 020197	30.00	N
			200169	4025149007	199-51-6299.00-804-099000	PO Created by Req: 020197	40.13	N
			200169	4025149014	199-51-6299.00-804-099000	PO Created by Req: 020197	40.13	N
			200169	4025149047	199-51-6299.00-804-099000	PO Created by Req: 020197	405.57	N
			200169	4025149082	199-51-6299.00-804-099000	PO Created by Req: 020197	30.00	N
			200169	4025662178	199-51-6299.00-804-099000	PO Created by Req: 020197	40.13	N
			200169	4025662202	199-51-6299.00-804-099000	PO Created by Req: 020197	30.00	N
			200169	4025662208	199-51-6299.00-804-099000	PO Created by Req: 020197	40.13	N
			200169	4025662229	199-51-6299.00-804-099000	PO Created by Req: 020197	179.12	N
			200169	4025662296	199-51-6299.00-804-099000	PO Created by Req: 020197	30.00	N
			200169	4026153751	199-51-6299.00-804-099000	PO Created by Req: 020197	40.13	N
			200169	4026153809	199-51-6299.00-804-099000	PO Created by Req: 020197	40.13	N
			200169	4026153824	199-51-6299.00-804-099000	PO Created by Req: 020197	30.00	N
			200169	4026153849	199-51-6299.00-804-099000	PO Created by Req: 020197	30.00	N
			200169	4026153913	199-51-6299.00-804-099000	PO Created by Req: 020197	405.57	N
			200169	4026599219	199-51-6299.00-804-099000	PO Created by Req: 020197	30.00	N
			200169	4026599274	199-51-6299.00-804-099000	PO Created by Req: 020197	40.13	N
			200169	4026599296	199-51-6299.00-804-099000	PO Created by Req: 020197	40.13	N
			200169	4026599305	199-51-6299.00-804-099000	PO Created by Req: 020197	179.12	N

Check Payments
 Natalia ISD
 Computer Written Checks
 For the Month of August

Check Nbr	Check Date	Payee	PO Nbr	Invoice Nbr	Fnd-Fnc-Obj.So-Org-Prog	Reason	Amount	EFT
			200169	4026599310	199-51-6299.00-804-099000	PO Created by Req: 020197	30.00	N
			200169	4027099938	199-51-6299.00-804-099000	PO Created by Req: 020197	40.13	N
			200169	4027099871	199-51-6299.00-804-099000	PO Created by Req: 020197	40.13	N
			200169	4027099958	199-51-6299.00-804-099000	PO Created by Req: 020197	405.57	N
			200169	4027099946	199-51-6299.00-804-099000	PO Created by Req: 020197	30.00	N
			200169	4027100047	199-51-6299.00-804-099000	PO Created by Req: 020197	30.00	N
			200169	4027539308	199-51-6299.00-804-099000	PO Created by Req: 020197	30.00	N
			200169	4027539305	199-51-6299.00-804-099000	PO Created by Req: 020197	40.13	N
			200169	4027539337	199-51-6299.00-804-099000	PO Created by Req: 020197	179.12	N
			200169	4027539240	199-51-6299.00-804-099000	PO Created by Req: 020197	40.13	N
			200169	4027539303	199-51-6299.00-804-099000	PO Created by Req: 020197	30.00	N
			200169	4025149109	199-51-6299.00-804-099000	PO Created by Req: 020197	82.76	N
			200169	4025662423	199-51-6299.00-804-099000	PO Created by Req: 020197	82.76	N
			200169	4026153971	199-51-6299.00-804-099000	PO Created by Req: 020197	82.76	N
			200169	4026599346	199-51-6299.00-804-099000	PO Created by Req: 020197	82.76	N
			200169	4027100119	199-51-6299.00-804-099000	PO Created by Req: 020197	82.76	N
			200169	4027539358	199-51-6299.00-804-099000	PO Created by Req: 020197	82.76	N
			200160	4026599329	240-35-6299.00-807-099000	mops and rugs	30.00	N
			200160	4027539341	240-35-6299.00-807-099000	mops and rugs	30.00	N
						Totals for Check 022282	3,152.19	
022283	08-14-2019	COACHES VIDEO	200134	DDG19080206	199-36-6399.00-001-091000	Video Recording	2,650.00	N
			200134	DDG19080206	199-36-6399.01-001-091000	Video Recording	30.00	N
						Totals for Check 022283	2,680.00	
022284	08-14-2019	CPL RETAIL ENERGY	200166	1171598862	199-51-6259.04-804-099000	07/01-07/31/2019	21.56	N
022285	08-14-2019	BOWEN ENTERPRISES L	200194	501081	199-36-6412.02-001-091000	Meals	218.83	N
022286	08-14-2019	Dairy Queen- Freer	200197	VB08/09/2019	199-36-6412.02-001-091000	Meals	101.83	N
			200197	VB08/10/2019	199-36-6412.02-001-091000	Meals	112.50	N
						Totals for Check 022286	214.33	
022287	08-14-2019	ESC REGION 20	008884	317744	211-00-2110.19-000-0000SI	reading K.Bedford	100.00	N
			008884	317744	211-00-2110.19-000-0000SI	reading M. Schmidt	100.00	N
			008886	317668	211-00-2110.19-000-0000SI	SPECIAL ED D.CONE	100.00	N
			008885	317669	255-00-2110.00-000-000000	ELAR ACADEMY	3,000.00	N
			008885	317670	255-00-2110.00-000-000000	ELAR ACADEMY	500.00	N
						Totals for Check 022287	3,800.00	
022288	08-14-2019	F & A CREATIONS	200125	0089	199-36-6299.06-001-091000	Screen Print & Monogram Servic	330.00	N
			200125	0090	199-36-6299.06-001-091000	Screen Print & Monogram Servic	900.00	N
						Totals for Check 022288	1,230.00	
022289	08-14-2019	FOLLETT SCHOOL SOLU	008894	1059510-3	199-12-6299.01-001-011000		2,754.00	N
			008894	1059510-3	199-12-6299.01-041-011000		2,754.00	N
			008894	1059510-3	199-12-6299.01-101-011000		2,754.00	N
						Totals for Check 022289	8,262.00	
022290	08-14-2019	Granite Telecommunicatio	200103	461620135	199-51-6259.07-804-099000	Monthly Billing	2,090.34	N

Check Payments
 Natalia ISD
 Computer Written Checks
 For the Month of August

Check Nbr	Check Date	Payee	PO Nbr	Invoice Nbr	Fnd-Fnc-Obj.So-Org-Prog	Reason	Amount	EFT
022291	08-14-2019	HEB CREDIT RECEIVABL	008893	052220	199-13-6499.01-001-099000		26.79	N
022292	08-14-2019	LOWE'S PAY AND SAVE I	200127	190723280889	199-51-6319.01-041-099000	PO for year	8.93	N
			200127	1907222778869	199-51-6319.01-041-099000	PO for year	10.85	N
Totals for Check 022292							19.78	
022293	08-14-2019	NATALIA I.S.D. FOOD SE	200158	2019	240-35-6342.00-807-099000	register start up	220.00	N
022294	08-14-2019	PARKER BUILDING SUP	200132	28676/D	199-51-6399.00-804-099000	Open PO for the year.	2.58	N
			200132	28667/D	199-51-6399.00-804-099000	Open PO for the year.	21.48	N
			200132	28669/D	199-51-6399.00-804-099000	Open PO for the year.	73.64	N
Totals for Check 022294							97.70	
022295	08-14-2019	QUILL CORPORATION	200147	9158506	199-11-6399.00-101-011000	LAMINATING FILM	254.97	N
022296	08-14-2019	SHI GOVT. SOLUTIONS	200146	GB00336416	199-11-6399.21-102-032000	projector light replacement	89.90	N
022297	08-14-2019	STAPLES BUSINESS AD	008892	3421229874	199-34-6399.00-803-099000		109.88	N
022298	08-14-2019	SUB ZERO AIR CONDITI	200205	18-670	199-51-6299.01-804-099000	PO Created by Req: 020246	4,411.47	N
022299	08-14-2019	TASB RISK MANAGEME	200185	51296	199-00-1411.00-000-000000	Workers comp claims liability	9,519.75	N
			200208	1105507	199-00-1411.00-000-000000	Losses as of 07/31/2019	7,862.65	N
			200185	51296	199-34-6429.01-999-099000	Auto Liability/physical damage	10,053.00	N
			200185	51296	199-51-6429.01-999-099000	School Liability/property	86,377.00	N
Totals for Check 022299							113,812.40	
022300	08-14-2019	TASB INC.	200175	565839	199-41-6495.03-701-000000	Online Maintenance	975.00	N
022301	08-14-2019	THREE RIVERS ISD	200198	VB08/15-172019	199-36-6412.02-001-091000	Meals	266.00	N
022302	08-14-2019	WALMART COMMUNITY	200168	07053	199-36-6399.00-999-091000	Supplies	76.36	N
022303	08-14-2019	WHATABURGER	200195	1214274	199-36-6412.02-001-091000	Meals	284.42	N
022304	08-22-2019	Academic Learning Comp	200214	16057	199-11-6399.00-001-025000	Remaining balance	34.00	N
			200214	16057	199-11-6399.00-041-025000	Remaining balance	34.00	N
			200214	16057	199-11-6399.00-101-025000	Remaining balance	34.00	N
Totals for Check 022304							102.00	
022305	08-22-2019	ALERT SERVICES INC.	200107	5037570	199-36-6399.11-001-091000	Sports Medical Supplies	256.50	N
			200107	5041713	199-36-6399.11-001-091000	Sports Medical Supplies	961.00	N
			200107	5041402	199-36-6399.11-001-091000	Sports Medical Supplies	1,159.10	N
Totals for Check 022305							2,376.60	
022306	08-22-2019	AMAZON CREDIT PLAN	200041	686556645539	199-11-6399.00-101-011000	WALKIE TALKIE BATTERY PACK	61.98	N
			200065	437739999666	199-13-6399.00-999-0990CI	Mentoring Matters 10	359.50	N
			200105	759588686767	199-21-6399.00-999-0990CI	New Teacher Academy	735.70	N
			200102	458666377535	199-41-6399.00-750-099000	PO Created by Req: 020131	38.99	N
			200124	599544697649	199-41-6399.00-750-099000	Office Supply	98.99	N
			200163	933634736537	199-41-6399.00-750-099000	Desk	227.98	N
			200105	759588686767	255-13-6399.00-999-024000	New Teacher Academy	346.20	N
Totals for Check 022306							1,869.34	
022307	08-22-2019	AUTO ZONE	200159	4208122794	199-34-6399.00-803-099000	PO Created by Req: 020199	42.48	N

Check Nbr	Check Date	Payee	PO Nbr	Invoice Nbr	Fnd-Fnc-Obj.So-Org-Prog	Reason	Amount	EFT
022308	08-22-2019	Cintas Corporation No.2	200169	4028044849	199-51-6299.00-804-099000	PO Created by Req: 020197	30.00	N
			200169	4028044815	199-51-6299.00-804-099000	PO Created by Req: 020197	40.13	N
			200169	4028044848	199-51-6299.00-804-099000	PO Created by Req: 020197	405.57	N
			200169	4028044837	199-51-6299.00-804-099000	PO Created by Req: 020197	40.13	N
			200169	4028044769	199-51-6299.00-804-099000	PO Created by Req: 020197	30.00	N
			200169	4028045003	199-51-6299.00-804-099000	PO Created by Req: 020197	82.76	N
			200160	4028044841	240-35-6299.00-807-099000	mops and rugs	30.00	N
Totals for Check 022308							658.59	
022309	08-22-2019	CT FIELDSCAPES LLC	200152	3220	199-51-6319.02-804-099000	Treat the football field	5,550.00	N
022310	08-22-2019	Dairy Queen	200238	HSVB	199-36-6412.01-001-091000	Meals	223.60	N
022311	08-22-2019	DEPT OF INFORMATION	008895	19021262N	199-00-2110.19-000-000000	03/20/2019-04/19/2019	81.53	N
			200038	19071262N	199-51-6259.06-804-099000	07/01-07/31/2019	34.22	N
Totals for Check 022311							115.75	
022312	08-22-2019	DESKS GALORE	200204	#HELD	199-41-6399.00-701-099000	PO Created by Req: 020235	1,125.00	N
022313	08-22-2019	ESC REGION 20	200075	318374	199-41-6419.07-702-099000	86th Legislative Session/GGent	75.00	N
022314	08-22-2019	F & A CREATIONS	200125	0095	199-36-6299.06-001-091000	Screen Print & Monogram Servic	358.00	N
022315	08-22-2019	GULF COAST PAPER CO	200162	1717334	240-35-6342.00-807-099000	paper goods	2,215.51	N
022316	08-22-2019	HARRISON SUPPLY IN	200128	232241	199-51-6319.01-001-099000	PO Created by Req: 020157	25.99	N
			200128	232057	199-51-6319.01-102-099000	PO Created by Req: 020157	19.99	N
			200128	232104	199-51-6319.01-102-099000	PO Created by Req: 020157	49.99	N
Totals for Check 022316							95.97	
022317	08-22-2019	HEB CREDIT RECEIVABL	200223	070591	199-11-6399.01-001-024000	School supplies donations	415.00	N
				071413	199-11-6399.01-001-024000	refund credit of 102.44	-3.40	N
			200223	070591	199-11-6399.01-041-024000	School supplies donations	107.50	N
			200223	071413	199-11-6399.01-041-024000	School supplies donations	142.50	N
			200223	071413	199-11-6399.01-101-024000	School supplies donations	460.00	N
			200223	071413	199-11-6399.01-102-034000	School supplies donations	87.25	N
Totals for Check 022317							1,208.85	
022318	08-22-2019	KAREN ELISE JOHNSON	200242	Summer2019	255-13-6221.00-101-024000	Tuition & books for Karen	2,988.37	N
022319	08-22-2019	LOWE'S PAY AND SAVE I	200127	1907252698840	199-51-6319.01-001-099000	PO for year	14.01	N
022320	08-22-2019	MAILFINANCE	200062	N7862435	199-41-6499.01-750-099000	Monthly Billing	69.50	N
022321	08-22-2019	O'REILLY AUTO ENTERP	200061	5557-266741	199-51-6399.00-804-099000	Auto/bus/maintenance	25.78	N
022322	08-22-2019	PARKER BUILDING SUP	200132	28948/d	199-51-6319.01-001-099000	Open PO for the year.	3.99	N
			200132	28848/d	199-51-6319.01-001-099000	Open PO for the year.	17.99	N
			200132	28781/d	199-51-6319.01-001-099000	Open PO for the year.	54.04	N
			200132	28879/d	199-51-6319.01-001-099000	Open PO for the year.	31.96	N
			200132	29144/d	199-51-6319.01-001-099000	Open PO for the year.	11.58	N
			200132	28952/d	199-51-6319.01-041-099000	Open PO for the year.	20.98	N
			200132	29045/d	199-51-6319.01-041-099000	Open PO for the year.	17.97	N
			200132	29153/d	199-51-6319.01-041-099000	Open PO for the year.	55.09	N
			200132	29155/d	199-51-6319.01-101-099000	Open PO for the year.	51.13	N
Totals for Check 022322							264.73	

Check Nbr	Check Date	Payee	PO Nbr	Invoice Nbr	Fnd-Fnc-Obj.So-Org-Prog	Reason	Amount	EFT
022323	08-22-2019	PEARSALL I. S. D.	200226	CrossCountry19	199-36-6412.01-001-091000	Entry Fee	260.00	N
022324	08-22-2019	QUILL CORPORATION	200118	9203676	199-11-6399.00-101-011000	COPY PAPER	1,419.99	N
			200119	9203550	199-11-6399.00-102-032000	COPY PAPER	1,419.99	N
Totals for Check 022324							2,839.98	
022325	08-22-2019	READY REFRESH	200106	09H0127066074	199-21-6499.00-805-023000	Monthly Billing	32.40	N
			200106	09H0127066074	199-41-6499.00-750-099000	Monthly Billing	32.40	N
Totals for Check 022325							64.80	
022326	08-22-2019	Robert Haak	200239	VBSABINAL	199-36-6299.00-001-091000	Officials Fee	170.00	N
022327	08-22-2019	ROYCE GROFF OIL COM	200217	185922	199-34-6311.00-803-099000	PO Created by Req: 020260	1,019.90	N
			200217	188644	199-34-6311.00-803-099000	PO Created by Req: 020260	5,251.19	N
Totals for Check 022327							6,271.09	
022328	08-22-2019	SIGN DEPOT	200144	parkinglotsigns	699-81-6299.02-999-099019	Traffic Signs for Construction	1,093.00	N
022329	08-22-2019	SPECTRUM INDUSTRIES	200233	0182567-in	199-36-6399.00-001-091000	Equipment Replace	610.00	N
022330	08-22-2019	STAPLES BUSINESS AD	200155	3421856810	199-41-6399.00-701-099000	Office Supplies	82.72	N
			200155	3421856810	199-41-6399.00-750-099000	Office Supplies	73.53	N
Totals for Check 022330							156.25	
022331	08-22-2019	TASB INC.	200222	568033	199-41-6399.01-702-099000	PO Created by Req: 020258	1,250.00	N
022332	08-22-2019	THOMAS CARSON SR.	200232	VB08/13/2019	199-36-6299.00-001-091000	Officials Fee	170.00	N
022333	08-22-2019	TRACTOR SUPPLY CO.	200199	211198	199-34-6399.00-803-099000	Pressure washer for school	299.99	N
022334	08-22-2019	WALMART COMMUNITY	200168	06260	199-36-6399.00-999-091000	Supplies	117.45	N
022335	08-22-2019	WALSH GALLEGOS	200213	566722	699-81-6211.00-750-099019	Legal Services	92.00	N
022336	08-22-2019	Wells Fargo Financial Serv	200210	102462504	199-71-6512.00-999-099000	Monthly Billing	3,900.90	N
			200210	102462504	199-71-6522.00-999-099000	Monthly Billing	1,215.30	N
Totals for Check 022336							5,116.20	
022337	08-22-2019	WEST TEXAS GAS INC	200037	07/10-08/122019	199-51-6259.03-804-099000	28967	24.90	N
			200037	07/10-08/122019	199-51-6259.03-804-099000	36735	55.52	N
			200037	07/10-08/122019	199-51-6259.03-804-099000	11519	71.06	N
			200037	07/10-08/122019	199-51-6259.03-804-099000	171050	24.90	N
			200037	07/10-08/122019	199-51-6259.03-804-099000	17H405805	38.09	N
			200037	07/10-08/122019	199-51-6259.03-804-099000	203863	39.96	N
			200037	07/10-08/122019	199-51-6259.03-804-099000	6180551	24.90	N
Totals for Check 022337							279.33	
022338	08-22-2019	WHATABURGER	200231	1238756	199-36-6412.02-001-091000	Meals football scrimmage	492.80	N
022339	08-30-2019	AMERICAN RED CROSS	200253	22214989	199-36-6399.00-001-091000	CPR Certification	150.00	N
022340	08-30-2019	Anthony J. Fisher	200263	VBLaPryor	199-36-6299.00-001-091000	Officials Fee	145.00	N
			200262	VBMARION	199-36-6299.00-001-091000	Officials Fee	185.00	N
Totals for Check 022340							330.00	
022341	08-30-2019	BSN SPORTS INC	200059	905814974	199-36-6399.01-001-091000	Athletic General Supplies	634.00	N
			200059	905752997	199-36-6399.12-001-091000	Athletic General Supplies	601.00	N
			200059	905800659	199-36-6399.12-001-091000	Athletic General Supplies	24.00	N
			200059	905814966	199-36-6399.12-001-091000	Athletic General Supplies	1,775.00	N
Totals for Check 022341							3,034.00	

Check Nbr	Check Date	Payee	PO Nbr	Invoice Nbr	Fnd-Fnc-Obj.So-Org-Prog	Reason	Amount	EFT
022342	08-30-2019	CATHY MOSLEY	008899	08/12-29/2019	199-21-6299.00-805-023001	contracted services	750.00	N
022343	08-30-2019	Cintas Corporation No.2	200169	4028539089	199-51-6299.00-804-099000	PO Created by Req: 020197	40.13	N
			200169	4028539110	199-51-6299.00-804-099000	PO Created by Req: 020197	364.74	N
			200169	4028539120	199-51-6299.00-804-099000	PO Created by Req: 020197	40.13	N
			200169	4028239242	199-51-6299.00-804-099000	PO Created by Req: 020197	30.00	N
			200169	4028539261	199-51-6299.00-804-099000	PO Created by Req: 020197	82.76	N
			200169	4028539119	199-51-6299.00-804-099000	PO Created by Req: 020197	30.00	N
Totals for Check 022343							587.76	
022344	08-30-2019	CITY OF NATALIA	200269	2019Permits	699-81-6299.03-999-099019	Permits	30,201.84	N
022345	08-30-2019	CITY OF NATALIA - CAR	200032	71	199-51-6259.02-804-099000	0716-08/15/2019	1,254.40	N
022346	08-30-2019	COMMZOOM LLC	200034	09/01-30/2019	199-34-6299.00-803-099000	Internet	167.54	N
022347	08-30-2019	Cyrenna Rodriguez	200254	VBLaPryor	199-36-6299.00-001-091000	Officials Fee	115.00	N
022348	08-30-2019	ELLIOT ELECTRIC SUPP	200249	1277032502	199-51-6319.01-041-099000	JH office	208.72	N
022349	08-30-2019	ESC REGION 20	200251	318208	199-11-6239.00-999-0990TE	Internet Access/Videoconferenc	5,400.00	N
			200245	317930	199-34-6239.03-803-099000	Physicals 7/2/19, 8/9/19	70.00	N
			200245	316470	199-34-6239.03-803-099000	Physicals 7/2/19, 8/9/19	70.00	N
			008896	317988	255-11-6119.00-999-024000	K.Johnson/Dyslexia	175.00	N
			008896	317883	255-13-6239.00-001-024000	H.Blalock/Library Services	75.00	N
			008896	318116	255-13-6239.00-041-024000	H.Blalock/Library Services	75.00	N
Totals for Check 022349							5,865.00	
022350	08-30-2019	EWING IRRIGATION	200190	8089210	199-51-6399.02-999-091000	Wasp Spray	142.08	N
022351	08-30-2019	FRONTLINE TECHNOLO	200252	INVESP6781	199-11-6299.07-999-0230SE	Bilingual ARD Translations	985.60	N
022352	08-30-2019	HARRISON SUPPLY IN	200128	232235	199-51-6319.01-001-099000	PO Created by Req: 020157	24.22	N
			200128	232235	199-51-6319.01-041-099000	PO Created by Req: 020157	24.22	N
			200128	232235	199-51-6319.01-101-099000	PO Created by Req: 020157	24.22	N
			200128	232235	199-51-6319.01-102-099000	PO Created by Req: 020157	24.22	N
Totals for Check 022352							96.88	
022353	08-30-2019	JOE HERRERA	200261	VBMARION	199-36-6299.00-001-091000	Officials Fee	185.00	N
022354	08-30-2019	LOWE'S BUSINESS ACC	200250	88927798	199-51-6319.04-804-099000	Maintenance supplies.	751.60	N
022355	08-30-2019	LOWE'S PAY AND SAVE I	200127	19081223311119	199-34-6399.00-803-099000	PO for year	16.35	N
			200127	1908142698845	199-51-6319.01-001-099000	PO for year	92.40	N
			200127	1908272698818	199-51-6319.01-001-099000	PO for year	11.00	N
			200127	1908272698856	199-51-6319.01-001-099000	PO for year	46.73	N
			200127	1908232928849	199-51-6319.01-001-099000	PO for year	6.16	N
Totals for Check 022355							172.64	
022356	08-30-2019	Manuel Padilla	200260	2019Scholarship	461-36-6399.42-750-099000	Blue Way Scholarship	800.00	N
022357	08-30-2019	MORALES FEED & SUPP	200188	30900/1	199-51-6319.02-804-099000	Pest Control Open PO	4.25	N
022358	08-30-2019	NEOFUNDS BY NEOPOS	200019	Aug2019	199-41-6499.00-750-099000	Monthly Postage Billing	500.00	N

Check Nbr	Check Date	Payee	PO Nbr	Invoice Nbr	Fnd-Fnc-Obj.So-Org-Prog	Reason	Amount	EFT
022359	08-30-2019	O'REILLY AUTO ENTERP	200120	5557-265908	199-34-6399.00-803-099000	Open PO for the year.	5.88	N
			200120	5557-263525	199-34-6399.00-803-099000	Open PO for the year.	5.64	N
			200120	5557-267619	199-34-6399.00-803-099000	Open PO for the year.	71.03	N
				5557268630	199-34-6399.00-803-099000	returned	-4.20	N
			200061	5557-267583	199-51-6399.00-804-099000	Auto/bus/maintenance	57.39	N
Totals for Check 022359							135.74	
022360	08-30-2019	PARKER BUILDING SUP	200132	29117/d	199-51-6319.01-001-099000	Open PO for the year.	269.67	N
			200132	28664/d	199-51-6319.01-001-099000	Open PO for the year.	26.62	N
			200132	29173/d	199-51-6319.01-001-099000	Open PO for the year.	1.60	N
			200132	29220/d	199-51-6319.01-041-099000	Open PO for the year.	47.28	N
			200132	29184/d	199-51-6319.01-041-099000	Open PO for the year.	29.55	N
			200132	29170/d	199-51-6319.01-101-099000	Open PO for the year.	10.41	N
			200132	29033/d	199-51-6399.00-804-099000	Open PO for the year.	14.67	N
Totals for Check 022360							399.80	
022361	08-30-2019	PIONEER MFG.CO./ PIO	008897	INV716580	199-00-2110.19-000-000000	game day aerosal	165.00	N
022362	08-30-2019	Raba Kistner Consultants,	200258	S133998	699-81-6219.02-999-099000	Professional Services	4,411.00	N
022363	08-30-2019	RICHARD T. CORDOVA	008898	08/26-30/2019	199-52-6299.00-999-099000	Aug2019	75.00	N
022364	08-30-2019	SUB ZERO AIR CONDITI	200257	19-496	199-51-6299.00-804-099000	AC service	429.95	N
			200246	19-521	199-51-6299.01-804-099000	AC Bid	4,945.15	N
Totals for Check 022364							5,375.10	
022365	08-30-2019	TASBO	200187	322715	199-23-6411.00-041-099000	Campus Secretary /M.Mendez	265.00	N
022366	08-30-2019	Texas Association of Seco	200256	45702	199-23-6495.01-041-099000	Membership Renewal	240.00	N
022367	08-30-2019	WALMART COMMUNITY	200111	05222	199-51-6319.01-001-099000	Maintenance supplies	80.64	N
022368	08-30-2019	WHATABURGER	200264	116645	199-36-6412.02-001-091000	Meals	106.49	N
			200264	1600025	199-36-6412.02-001-091000	Meals	124.92	N
Totals for Check 022368							231.41	
022369	08-30-2019	RICHARD T. CORDOVA	008900	08/26-30/2019	199-52-6299.00-999-099000	shorted 1.5hrs	37.50	N
Total For Computer Written Checks							278,445.27	
Total Checks							1,379,071.57	

End of Report



Natalia Independent School District
 Fiscal Year 2019-2020
GENERAL FUND
Budget Amendment #2



		Budget As Adopted 07.01.2018	Budget As Amended	Administrative Adjustments	Budget Amendment Changes	Budget as Amended Through 09.09.2019
REVENUES						
5700	Local	\$ 2,448,840	\$ 2,450,040	-	\$ -	\$ 2,450,040
5800	State	9,302,663	9,302,663	-	3,833	9,306,496
5900	Federal	90,115	90,115	-	-	90,115
	Total Revenue	<u>\$ 11,841,618</u>	<u>\$ 11,842,818</u>	<u>-</u>	<u>3,833</u>	<u>11,846,651</u>
OTHER SOURCES						
	Operating Transfer In	-	-	-	-	-
	Total Other Sources	-	-	-	-	-
	Total Revenue & Other Sources	<u>\$ 11,841,618</u>	<u>\$ 11,842,818</u>	<u>\$ -</u>	<u>\$ 3,833</u>	<u>\$ 11,846,651</u>
		Budget As Adopted 07.01.2019	Budget As Amended	Administrative Adjustments	Budget Amendment Changes	Budget as Amended Through 09.09.2019
EXPENDITURES						
11	Instruction	\$ 6,143,784	\$ 6,144,984	-	3,833	\$ 6,148,817
12	Inst Resources & Media	257,618	257,618	-	-	257,618
13	Curriculum & Prof. Dev.	124,701	124,701	-	-	124,701
21	Instructional Administration	264,629	264,629	-	-	264,629
23	School Leadership	696,015	696,015	-	-	696,015
31	Guidance & Counseling	235,864	235,864	-	-	235,864
32	Social Work Services	500	500	-	-	500
33	Health Services	95,576	95,576	-	-	95,576
34	Student Transportation	448,534	448,534	-	-	448,534
35	Food Services	-	-	-	-	-
36	Cocurricular/Extracurricular	639,276	639,276	-	-	639,276
41	General Administration	777,031	777,031	-	-	777,031
51	Plant Maintenance	1,440,103	1,440,103	-	-	1,440,103
52	Security & Monitoring	64,885	64,885	-	-	64,885
53	Data Processing	326,567	326,567	-	-	326,567
61	Community Services	42,431	42,431	-	-	42,431
71	Debt Services	278,104	278,104	-	-	278,104
81	Facilities Acq. & Construction	-	-	-	-	-
93	Payments to Fiscal Agents/SSA	6,000	6,000	-	-	6,000
95	Payments to JJAEP	-	-	-	-	-
99	Other Intergovernmental Chgs	-	-	-	-	-
	TOTAL EXPENDITURES	<u>\$ 11,841,618</u>	<u>\$ 11,842,818</u>	<u>\$ -</u>	<u>\$ 3,833</u>	<u>\$ 11,846,651</u>
OTHER USES						
	Transfers Out	-	-	-	-	-
	Total Other Uses	-	-	-	-	-
	Total Expenditures & Other Uses	<u>\$ 11,841,618</u>	<u>\$ 11,842,818</u>			<u>\$ 11,846,651</u>
	Preliminary Fund Balance 07.01.2019	<u>\$ 5,490,344</u>	<u>\$ 5,490,344</u>			<u>\$ 5,490,344</u>
	Excess/(Deficit) Revenues and Expenditure	<u>\$ -</u>	<u>\$ -</u>			<u>\$ -</u>
	Ending Fund Balance 06.30.2020	<u>\$ 5,490,344</u>	<u>\$ 5,490,344</u>			<u>\$ 5,490,344</u>



Natalia Independent School District

Fiscal Year 2019-2020 (FY20)
GENERAL FUND



Through Reporting Period August 2019

REVENUES	Original Budget	Year-to-Date Amended Budget	Year-to-Date Realized	Difference Realized to Budget	% of Budget
LOCAL					
Taxes Current & Delinquent (5711/2/9)	\$ 2,308,840	\$ 2,308,840	\$ 80,593	\$ (2,228,247)	3.49%
Interest Earnings (5742)	103,000	103,000	23,958	(79,042)	23.26%
Facility Rentals (5743)	3,000	3,000	500	(2,500)	16.67%
Donations (5744)	-	1,200	1,200	-	100.00%
Athletic Gate Receipts (5752)	30,000	30,000	609	(29,391)	2.03%
Other Local Sources (5749)	4,000	4,000	419	(3,581)	10.48%
TOTAL LOCAL	2,448,840	2,450,040	107,279	(2,342,761)	4.38%
STATE					
Foundation School Program (5811/2)	8,826,285	8,826,285	3,832	(8,822,453)	0.04%
TRS On-Behalf Contribution (5831)	476,378	476,378	33,416	(442,962)	7.01%
Other State Sources	-	-	-	-	0.00%
TOTAL STATE	9,302,663	9,302,663	37,248	(9,265,415)	0.40%
FEDERAL					
SHARS (5931)	90,115	90,115	2,249	(87,866)	2.50%
Other Federal Sources	-	-	-	-	0.00%
TOTAL FEDERAL	90,115	90,115	2,249	(87,866)	2.50%
Total Revenue	\$ 11,841,618	\$ 11,842,818	\$ 146,776	\$ (11,696,042)	1.24%
OTHER SOURCES					
Operating Transfer In	-	-	-	-	0.00%
Total Other Sources	-	-	-	-	0.00%
Total Revenue & Other Sources	\$ 11,841,618	\$ 11,842,818	\$ 146,776	\$ (11,696,042)	1.24%
EXPENDITURES					
11 Instruction	\$ 6,143,784	\$ 6,144,984	150,610	\$ 5,994,374	2.45%
12 Inst Resources & Media	257,618	257,618	16,390	241,228	6.36%
13 Curriculum & Prof. Dev.	124,701	124,701	8,811	115,890	7.07%
21 Instructional Administration	264,629	264,629	14,327	250,302	5.41%
23 School Leadership	696,015	696,015	58,255	637,760	8.37%
31 Guidance & Counseling	235,864	235,864	20,672	215,192	8.76%
32 Social Work Services	500	500	0	500	0.00%
33 Health Services	95,576	95,576	204	95,372	0.21%
34 Student Transportation	448,534	448,534	28,518	420,016	6.36%
35 Food Services	-	-	-	-	0.00%
36 Cocurricular/Extracurricular	639,276	639,276	87,983	551,293	13.76%
41 General Administration	777,031	777,031	74,009	703,022	9.52%
51 Plant Maintenance	1,440,103	1,440,103	245,803	1,194,300	17.07%
52 Security & Monitoring	64,885	64,885	7,791	57,094	12.01%
53 Data Processing	326,567	326,567	48,223	278,344	14.77%
61 Community Services	42,431	42,431	4,264	38,167	10.05%
71 Debt Services	278,104	278,104	87,472	190,632	31.45%
81 Facilities Acq. & Construction	-	-	-	-	0.00%
93 Payments to Fiscal Agents/SSA	6,000	6,000	-	6,000	0.00%
95 Payments to JJAEP	-	-	-	-	0.00%
99 Other Intergovernmental Chgs	-	-	-	-	0.00%
TOTAL EXPENDITURES	\$ 11,841,618	\$ 11,842,818	\$ 853,332	\$ 10,989,486	7.21%
OTHER USES					
Transfers Out	-	-	-	-	0.00%
Total Other Uses	\$ -	\$ -	\$ -	\$ -	0.00%
Total Expenditures & Other Uses	\$ 11,841,618	\$ 11,842,818	\$ 853,332	\$ 10,989,486	7.21%
Excess/(Deficit) Revenues and Expenditures in General Fund.	\$ -	\$ -	\$ (706,556)	\$ (706,556)	

* Encumbrances are not included and totals may vary due to rounding.

**



Natalia Independent School District

Fiscal Year 2019-2020

Food Service Fund

Through Reporting Period August 2019



REVENUES	Original Budget	Year-to-Date Amended	Year-to-Date* Realized	Difference Realized to Budget	% of Budget
LOCAL					
Interest Earnings (5742)	\$ 300	\$ 300	\$ 142		
Lunch/Breakfast Sales & Catering (5751)	\$ 28,000	\$ 28,000	\$ 364	\$ (27,636)	1.30%
TOTAL LOCAL	28,000	28,000	506	(27,636)	1.81%
STATE					
State Match & Other	4,000	4,000	-	(4,000)	0.00%
TOTAL STATE	4,000	4,000	-	(4,000)	0.00%
FEDERAL					
School Breakfast Program (5921)	300,000	300,000	-	(300,000)	0.00%
NSLP & Snacks (5922)	417,481	417,481	-	(417,481)	0.00%
USDA Commodities (5923)	57,000	57,000	-	(57,000)	0.00%
TOTAL FEDERAL	774,481	774,481	-	(774,481)	0.00%
Total Revenue	\$ 806,481	\$ 806,481	\$ 506	\$ (805,975)	0.06%
OTHER SOURCES					
Operating Transfer In	-	-	-	-	0.00%
Total Other Sources	-	-	-	-	0.00%
Total Revenue & Other Sources	\$ 806,481	\$ 806,481	\$ 506	\$ (805,975)	0.06%
EXPENDITURES	Original Budget	Year-to-Date Amended	Year-to-Date Actual	Difference Actual to Budget	% of Budget
35 Food Services	\$ 788,781	\$ 788,781	\$ 16,008	\$ 772,773	2.03%
41 General Administration	-	-	-	-	0.00%
51 Plant Maintenance	18,000	18,000	-	18,000	0.00%
TOTAL EXPENDITURES	\$ 806,781	\$ 806,781	\$ 16,008	\$ 790,773	1.98%
OTHER USES					
Transfers Out	-	-	-	-	0.00%
Total Other Uses	-	-	-	-	0.00%
Total Expenditures & Other Uses	\$ 806,781	\$ 806,781	\$ 16,008	\$ 790,773	1.98%
Excess/(Deficit) Revenues and Expenditures	\$ (300)	\$ (300)	\$ (15,502)	\$ (15,202)	

Expenditures by Major Object Code	Original Budget	Year-to-Date Amended	Year-to-Date Actual	Difference Actual to Budget	% of Budget
6100 - Payroll Costs	\$ 297,046	\$ 297,046	\$ 13,333	\$ 283,713	4.49%
6200 - Professional and Contracted Services	28,100	28,100	240	27,860	0.85%
6300 - Supplies and Materials	477,500	477,500	2,436	475,064	0.51%
6400 - Other Operating Costs	4,135	4,135	-	4,135	0.00%
6500 - Debt Service	-	-	-	-	0.00%
6600 - Capital Outlay-Land, Bldgs & Equip.	-	-	-	-	0.00%
Total Expenditures	\$ 806,781	\$ 806,781	\$ 16,009	\$ 790,772	1.98%

* Encumbrances are not included and totals may vary due to rounding.



Natalia Independent School District
 Fiscal Year 2019-2020
 DEBT SERVICE FUND *
 Through Reporting Period August 2019



	Original Budget	Year-to-Date ** Amended	Year-to-Date Realized	Difference Realized to Budget	% of Budget
REVENUES					
LOCAL					
Taxes Current & Delinquent (5711/2/9)	\$ 707,941	\$ 707,941	\$ 8,054	\$ (699,887)	1.14%
Interest Earnings (5742)	3,100	3,100	2,477	(623)	79.90%
TOTAL LOCAL	711,041	711,041	10,531	(700,510)	1.48%
STATE					
IFA and EDA	128,309	128,309	-	(128,309)	0.00%
TOTAL STATE	128,309	128,309	-	(128,309)	0.00%
FEDERAL					
Other Federal Sources	-	-	-	-	0.00%
TOTAL FEDERAL	-	-	-	-	0.00%
Total Revenue	\$ 839,350	\$ 839,350	\$ 10,531	\$ (828,819)	1.25%
OTHER SOURCES					
Operating Transfer In	-	-	-	-	0.00%
Total Other Sources	-	-	-	-	0.00%
Total Revenue & Other Sources	\$ 839,350	\$ 839,350	\$ 10,531	\$ (828,819)	1.25%
EXPENDITURES					
71 Debt Services					
Principal on Bonds (6511)	\$ 584,000.00	\$ 584,000	\$ 344,000	\$ 240,000	58.90%
Interest on Bonds (6521)	278,984	278,984	85,783	193,201	30.75%
Other Debt Services Fees	-	-	-	0	0.00%
TOTAL EXPENDITURES	\$ 862,984	\$ 862,984	\$ 429,783	\$ 433,201	49.80%
OTHER USES					
Transfers Out	-	-	-	-	0.00%
Total Other Uses	-	-	-	-	-
Total Expenditures & Other Uses	\$ 862,984	\$ 862,984	\$ 429,783	\$ 433,201	49.80%
Excess/(Deficit) Revenues and Expenditures	<u>\$ (23,634)</u>	<u>\$ (23,634)</u>	<u>\$ (419,252)</u>	<u>\$ (395,618)</u>	

* Encumbrances are not included and totals may vary due to rounding.



Natalia Independent School District

Fiscal Year 2019-2020

GENERAL FUND

Comparison of Actual Results for Current and Prior Year¹



ACTUAL-TO-ACTUAL

REVENUES	EOM August 2018-2019	EOM August 2019-2020	Difference 2019 vs 2020
Local	\$ 79,691	\$ 107,279	\$ 27,588
State	-	37,248	37,248
Federal	138	2,249	2,111
Total Revenues	79,829	146,776	66,947
OTHER SOURCES			
Operating Transfer In	-	-	-
Total Other Sources	-	-	-
Total Revenues & Other Sources	\$ 79,829	\$ 146,776	\$ 66,947
Expenditures by Function	EOM August 2018-2019	EOM August 2019-2020	Difference 2019 vs 2020
11 Instruction	\$ 821,589	150,610.00	\$ (670,979)
12 Inst Resources & Media	12,362	16,390.00	4,028
13 Curriculum & Prof. Dev.	38,424	8,811.00	(29,613)
21 Instructional Administration	21,761	14,327.00	(7,434)
23 School Leadership	90,043	58,255.00	(31,788)
31 Guidance & Counseling	44,307	20,672.00	(23,635)
32 Social Work Services	-	-	-
33 Health Services	13,033	204.00	(12,829)
34 Student Transportation	91,573	28,518.00	(63,055)
35 Food Services	0	-	-
36 Cocurricular/Extracurricular	79,388	87,983.00	8,595
41 General Administration	80,998	74,009.00	(6,989)
51 Plant Maintenance	273,085	245,803.00	(27,282)
52 Security & Monitoring	4,248	7,791.00	3,543
53 Data Processing	51,168	48,223.00	(2,945)
61 Community Services	11,728	4,264.00	(7,464)
71 Debt Services	-	87,472.00	87,472
81 Facilities Acq. & Construction	-	-	-
93 Payments to Fiscal Agents/SSA	-	-	-
95 Payments to JJAEP	-	-	-
99 Intergovernmental Charges	-	-	-
Total Expenditures	\$ 1,633,707	\$ 853,332	\$ (780,375)
Transfer Out/Other Uses	-	-	-
Total Expenditures & Other Uses	\$ 1,633,707	\$ 853,332	\$ (780,375)
Excess/(Deficit) Revenues and Expenditures	\$ (1,553,878)	\$ (706,556)	\$ (713,428)

^{*} Encumbrances are not included and totals may vary due to rounding.



Natalia Independent School District

P.O. Box 548, 8th & Pearson St.

www.nataliaisd.net

Phone: 830 663-4416 Fax: 830 663-4186



**2019 - 2020
TTESS Appraisers**

Carmen Maglievaz

Sara Vernon

Dr. Edgar Camacho

Dr. Andrea Hewitts

Mr. Doug Lum

Alternate Appraisers

Carmen Maglievaz

Sara Vernon

Dr. Edgar Camacho

Dr. Andrea Hewitts

Mr. Doug Lum



Natalia Independent School District

P.O. Box 548, 8th & Pearson St.

www.nataliaisd.net

Phone: 830 663-4416 Fax: 830 663-4186



2019-2020 TTESS Timeline

Activity	Date
September 13, 2019	Campus TTESS Orientation conducted.
October 1, 2019	Formal observation window begins. (2 weeks post orientation)
October 25, 2019	Goal-Setting and Professional Development Plan (includes SLO's) must be completed.
November 22, 2019	All formal evaluations of new teachers within their first two years of teaching have evaluations completed.
December 20, 2019	All formal evaluations completed.
May 1, 2020	End of Year Conferences must be conducted.



WALSH GALLEGOS
TREVIÑO RUSSO & KYLE P.C.

August 15, 2019

VIA FIRST CLASS MAIL

Dr. Hensley Cone
Superintendent
Natalia ISD
P.O. Box 548
Natalia, Texas 78059

RE: Renewal of Membership in Walsh Gallegos' Retainer Program

Dear Dr. Cone:

It is our privilege to serve Natalia Independent School District through the Walsh Gallegos Retainer Program. The District's membership is up for renewal on September 1, 2019, and so enclosed you will find our Legal Services Retainer Agreement. If the District chooses to continue its membership, please sign and return the agreement. The invoice for the renewal will be sent on or around 9/1/2019 with your regular monthly statement so there is no need to send a check with the signed agreement. This program includes the following valuable benefits for just \$1,000.00 per year:


- No-charge telephone consultation on day-to-day general and special education matters with attorneys in any of our offices,
- Reduced rates for legal work,
- Reduced fees for inservices,
- Reduced rates for practical Walsh Gallegos products such as the web-based Student Code of Conduct, The Legal Guide to DAEP & Expulsion and the Extracurricular Code of Conduct,
- A free subscription to our bi-monthly general education newsletter "*Time Out with Walsh Gallegos,*"
- A free subscription to our monthly special education newsletter "*This Just In,*" and
- Email updates about the latest developments in education law.

More information about these services and other advantages of the retainer program are included in the attached description. Also enclosed is information about our EFT/ACH payment program that provides a convenient, efficient, secure, and less costly method of payment than paper checks.

It is an honor to be of service to Natalia Independent School District. Many districts have adopted the Texas Association of School Boards' policy BDD (local) which requires approval of the agreement by the Board of Trustees; check your policy to see who is authorized to approve and sign the Agreement. Additionally, please note that in accordance with the requirements of HB 1295 we have filed Form 1295 with the Texas Ethics Commission and are enclosing a certification of filing of Form 1295 for your records.

We look forward to receiving your signed contract. In the meantime, please remember that you can call any of our offices and speak with the attorney of your choice to get the guidance you need, when you need it. I am pleased to be your shareholder contact regarding the retainer program. Should you have any questions about the Retainer Agreement or wish to reach me directly, please contact me at (800) 232-9469.

Sincerely,



Elizabeth G. Neally

EGN/glo
Enclosures

cc: Mr. Eric Smith, Board President
Ms. Leticia Buenrostro, Director of Special & Federal Programs

**LEGAL SERVICES RETAINER AGREEMENT
FOR NATALIA INDEPENDENT SCHOOL DISTRICT**

The Natalia Independent School District (hereinafter "District"), acting by and through the authorized Trustee or Employee whose signature appears below, hereby retains the law firm of Walsh Gallegos Treviño Russo & Kyle P.C. (hereinafter "Law Firm"), to provide the services to the District set forth below.

1. Telephone Consultation: The Law Firm shall provide telephone consultation at no charge to the District's Board President, Superintendent, Special Education Director, or designee pertaining to questions arising out of the general operation of the District. The District shall have access to a statewide toll-free telephone number for calls to the Law Firm.
2. Additional Legal Work: The District shall be entitled to reduced hourly rates for additional legal work over and above general telephone consultation. Examples of such additional legal work are research, opinion letters, and legal advice or representation in adversarial matters. Expenses incurred by the Law Firm in providing such additional legal work shall be charged.
3. Publications: The Law Firm shall provide at no charge the monthly publication This Just In, dealing with special education law issues, and the bi-monthly general school law publication Time Out with Walsh Gallegos, both published by the Law Firm.
4. E-mail Updates: The Law Firm shall send periodic e-mail updates to designated District personnel and trustees relating to developments in school law. The content and publication schedule of such updates shall be determined solely by the Law Firm.
5. Retainer Term and Cost: There shall be a fee of \$1,000.00 for this Retainer Agreement due upon execution and annually thereafter on the anniversary of the execution date below. This Retainer Agreement shall remain in effect until notice of cancellation is received.
6. Compliance with HB 89: The Law Firm does not boycott Israel and will not boycott Israel during the term of this contract.

7. Scope of Attorney-Client Relationship: This Retainer Agreement establishes a limited attorney-client relationship only between the Law Firm and the District. The relationship exists only as to the consultations and additional legal work that are initiated by the District and accepted by the Law Firm pursuant to this Agreement. The Retainer Agreement does not impose any duty upon the Law Firm to provide advice or work to the District regarding legal matters absent a request by the District's Board President, Superintendent, Special Education Director, or designee for such advice or work on a matter. The Law Firm and the District acknowledge and represent that this Agreement does not establish an attorney-client relationship between the Law Firm and any individual Trustees or Employees of the District. If a lawsuit or other adversarial matter is brought against the District and/or any Trustee or Employee of the District, the Law Firm may require the execution of one or more separate Letters of Engagement prior to undertaking an attorney-client relationship in the matter.

NATALIA INDEPENDENT SCHOOL DISTRICT

By: _____
(Signature)

(Print Name)

(Title)

(Date)

WALSH GALLEGOS TREVIÑO RUSSO & KYLE P.C.

By:  _____
Joe A. De Los Santos
Managing Shareholder

8/1/2019
(Date)



Program for EFT/ACH Payments

Walsh Gallegos Trevino Russo & Kyle P.C. is working to improve our services to you and assist you in saving time and money. To that end, we now offer our clients the option to pay their invoices electronically by either Electronic Funds Transfer (EFT) or Automated Clearing House (ACH) payment--instead of the traditional paper, check-by-mail method.

An EFT/ACH payment authorizes the client's bank to move funds from its bank account to the bank account of the authorized merchant (Walsh, Gallegos). This movement of funds is done between banks electronically—thus the term Electronic Funds Transfer (EFT) or Automated Clearing House (ACH). This electronic movement of funds between banks is more convenient, efficient, secure, and far less costly than the handling of paper checks.

If your district is interested in participating in our EFT/ACH payment program, please e-mail a request to WA-EFT@wabsa.com or call Lisa González at (800) 252-3405 to receive our bank account information for EFT/ACH payments.

We are excited to be able to extend this opportunity to our clients. Please feel free to contact us if you have any questions.



FEE SCHEDULE AS OF JULY 16, 2019 LEGAL SERVICES RETAINER AGREEMENT

For Retainer Program Clients

Annual retainer fee is \$1,000 billed each year on the anniversary of the client joining the program.

Telephone consultation with school officials in this program regarding general routine legal matters is free of charge. The firm has toll-free telephone numbers that are made available to these clients.

An hourly rate of \$230/hour for associates licensed less than one year, \$240/hour for associates licensed one to two years, \$295/hour for associates licensed over two years, or \$315/hour for shareholders is charged for time spent on research, opinion letters, office visits, board meetings, and other work of a general nature.

For matters requiring more in-depth work, such as document review, negotiation of a contract, grievance, nonrenewal, review of constructions documents, litigation, administrative appeals, and the like, all time, including telephone calls, is charged at the current hourly retainer rates shown above, plus expenses. A new file is set up so that the billings show legal fees attributable to that particular matter.

For Non-retainer Program Clients

An hourly rate of \$230/hour for associates licensed less than one year, \$240/hour for associates licensed one to two years, \$315/hour for associates licensed over two years, or \$335/hour for shareholders is charged for time spent on any work, including all telephone calls, office visits, litigation, research, opinion letters, hearings, and the like.

The above rates are subject to change at any time.

BENEFITS OF THE RETAINER PROGRAM

1. **FREE TELEPHONE CONSULTATION:** The law firm provides telephone consultation at no charge to the District's Board President, Superintendent, Special Education Director or any designee pertaining to questions arising out of the general operation of the District. Last year, our member clients received an average of 10 free hours of telephone consultation. That is a \$2,800 value in telephone calls alone!

As a retainer client, the District has exclusive access to the statewide toll-free telephone numbers for calls to the law firm. Before making decisions with legal consequences, use our exclusive toll-free number to reach any Walsh Gallegos attorney:

- Austin (800) 252-3405
- San Antonio (800) 232-9169
- Irving (800) 231-4207
- Houston (888) 565-6864
- Rio Grande Valley (866) 770-6864
- Amarillo (800) 622-6864
- Albuquerque (800) 771-6864

2. **REDUCED RATES FOR ADDITIONAL LEGAL WORK:** The District receives reduced hourly rates for additional works that goes beyond the initial general telephone consultations, such as analyzing documents, writing opinion letters, attending school board meetings, or follow up phone consultations. Though the hourly rates are reduced for retainer clients, any actual expenses (copy costs or mileage, for example) incurred by the law firm in providing such additional work are charged.

3. **FREE SUBSCRIPTIONS TO FIRM PUBLICATIONS:** Membership in the Walsh Gallegos Retainer Program also entitles the District to receive free subscriptions to both of the firm's newsletters:

- (1) the informative bi-monthly newsletter "*Time Out with Walsh Gallegos*" that provides timely reminders and practical suggestions about general education law issues arising throughout the school year, and

- (2) the monthly publication "*This Just In*" which addresses legal issues specific to the special needs of students with disabilities

4. **E-MAIL UPDATES:** As another benefit of the Retainer Program, Walsh Gallegos sends periodic e-mail updates to you (and to any other District personnel or trustees you designate) to help keep the District abreast of the latest developments in school law. These updates, averaging

more than one per month, address a broad range of timely topics and are designed to keep you informed and better prepared in your work for the District. Examples of the topics of our updates include:

- Information about Chapter 313 of the Texas Tax Code
- New TEA rules regarding appealing ejections from school property
- A Fifth Circuit Decision emphasizing the importance of training staff
- IRS penalties for ACA reporting violations
- Information about the Digital Millennium Copyright Act and how to limit your District's liability
- What the repeal of TEC 29.007 means for Shared Services Arrangements

Don't let your District personnel miss our next update!

5. **REDUCED RATES ON ALL WALSH GALLEGOS INSERVICES:** Our Retainer Program members also receive reduced rates on all inservices presented at the District. Our up-to-date training programs are presented by attorneys with firsthand experience and knowledge about the current legal issues confronting Texas school districts. Our retainer clients also receive priority scheduling for inservice training.
6. **REDUCED RATES ON ALL WALSH GALLEGOS PRODUCTS:** To assist clients in their day-to-day operations, we have developed several practical products to save you time and head off potential problems during the school year. These products are easy to navigate, written in plain language, and are full of useful suggestions. As a member of the Retainer Program, clients receive reduced rates on these helpful tools, including:
 - Interactive Student Code of Conduct
 - Discipline Guide for DAEP & Expulsion
 - Administrator's Anti-Bullying Toolkit
7. **ONE FREE AUDIO CONFERENCE:** Our retainer clients are also eligible for one free audio conference of the District's choice, to be selected from our published audio conference schedule. Our audio conferences provide excellent training for school administrators without having to leave the district.

NATALIA ISD E-MAIL UPDATE FORM

The Walsh Gallegos E-mail Update program is designed to keep our clients informed of the latest developments in school law. These updates address a broad range of topics related to legal issues confronting school districts. In addition, e-mail update recipients will also be notified of upcoming audio/video conferences and specialty publications produced by Walsh Gallegos.

Below is the list of personnel and/or Board of Trustees that are currently in our system. Please review carefully and make any necessary changes or additions. Also note that there may be some names without an e-mail address or position. Please provide a current e-mail address, indicate whether the individual should remain one of our e-mail update recipients, and provide the named position of the individual. If you are having difficulty receiving our e-mail updates, please ask your technology department to add mypinpointe.com to the list of accepted domains.

<u>Name</u>	<u>Title</u>	<u>E-mail</u>
Dr. Hensley Cone	Superintendent	hensley.cone@nataliaisd.net
Mr. Eric Smith	Board President	eric.smith@nataliaisd.net
Ms. Leticia Buenrostro	Director of Special & Federal Programs	LETICIA.BUENROSTRO@NATALIAISD.NET
Mr. Paul Michels	Business Manager	
Ms. Pat Riojas	Secretary to Superintendent	patricia.riojas@nataliaisd.net
Ms. Gloria Vasquez	Board Member	

Attach additional sheets if necessary. Please return this form to Client Services. If you have any questions or need additional information, please contact Client Services at (800) 252-3405.

VIA FAX
(512) 467-9318

VIA MAIL
Client Services
Walsh Gallegos
P.O. Box 2156
Austin, TX 78768

VIA E-MAIL
info@wabsa.com

CERTIFICATE OF INTERESTED PARTIES

FORM 1295

1 of 1

Complete Nos. 1 - 4 and 6 if there are interested parties.
 Complete Nos. 1, 2, 3, 5, and 6 if there are no interested parties.

OFFICE USE ONLY CERTIFICATION OF FILING

1 Name of business entity filing form, and the city, state and country of the business entity's place of business.

Walsh Gallegos Trevino Russo & Kyle P.C.
 Austin, TX United States

Certificate Number:
 2019-520324

Date Filed:
 07/23/2019

2 Name of governmental entity or state agency that is a party to the contract for which the form is being filed.

Natalia Independent School District

Date Acknowledged:

3 Provide the identification number used by the governmental entity or state agency to track or identify the contract, and provide a description of the services, goods, or other property to be provided under the contract.

19600
 Legal Services Retainer Agreement

4	Name of Interested Party	City, State, Country (place of business)	Nature of interest (check applicable)	
			Controlling	Intermediary
	Gallegos, Elena	Austin, TX United States	X	
	Trevino, Oscar	Austin, TX United States	X	
	Kyle, Paige	Austin, TX United States	X	
	Walsh, Jim	Austin, TX United States	X	

5 Check only if there is NO Interested Party.


6 UNSWORN DECLARATION

My name is Diana Stangl, and my date of birth is 9/29/1957.

My address is 2603 Tip Cove, Austin, TX, 78704, USA.
(street) (city) (state) (zip code) (country)

I declare under penalty of perjury that the foregoing is true and correct.

Executed in Travis County, State of Texas, on the 25th day of July, 20 19.
(month) (year)



 Signature of authorized agent of contracting business entity
 (Declarant)

**Limit on
Participation**

Audience participation at a Board meeting is limited to the public comment portion of the meeting designated for that purpose. At all other times during a Board meeting, the audience shall not enter into discussion or debate on matters being considered by the Board, unless requested by the presiding officer.

Public Comment

At regular meetings the Board shall allot 20 minutes to hear persons who desire to make comments to the Board. Persons who wish to participate in this portion of the meeting shall sign up with the presiding officer or designee before the public comment period begins and shall indicate the topic about which they wish to speak.

No presentation shall exceed three minutes. Delegations of more than five persons shall appoint one person to present their views before the Board.

Board's Response

Specific factual information or recitation of existing policy may be furnished in response to inquiries, but the Board shall not deliberate or decide regarding any subject that is not included on the agenda posted with notice of the meeting.

**Complaints and
Concerns**

The presiding officer or designee shall determine whether a person addressing the Board has attempted to solve a matter administratively through resolution channels established by policy. If not, the person shall be referred to the appropriate policy (see list below) to seek resolution:

Employee complaints: DGBA

Student or parent complaints: FNG

Public complaints: GF

Disruption

The Board shall not tolerate disruption of the meeting by members of the audience. If, after at least one warning from the presiding officer, any person continues to disrupt the meeting by his or her words or actions, the presiding officer may request assistance from law enforcement officials to have the person removed from the meeting.

HB2840 Considerations and Policy BED(Local)

CURRENT PUBLIC COMMENT	PUBLIC PARTICIPATION
NOT MANDATORY <u>Do we keep?</u>	MANDATORY
Can discuss non agenda and agenda items	Discuss only agenda items
Currently, no more than 3 minutes per person with a total of 20 minutes, Can consolidate speakers on each issue.	<u>Need to decide how long to let each person speak.</u> Cannot have a total time limit
We decide where we want it on the agenda	We decide <u>where we want it on the agenda.</u> Recommended at the start of meeting.
<u>Walsh produced sign-up sheet</u>	<u>Walsh produced sign-up sheet</u>
No translation time requirements	Twice the amount of time per person if translation is needed

Natalia ISD
Student Outcome Goals and Goal Progress Measures
School Years 2020-2024

Student Outcome Goal 1.0 The percentage of 3rd-grade students at or above the college and career readiness level (Meets) on STAAR Reading will increase from 28% to 51% by August 2024. August 2020- 46%; August 2021- 48%; August 2022- 49%; August 2023- 50%; August 2024 51%

Student Outcome Goal 2.0 The percentage of 7th-grade students at or above the college and career readiness level (Meets) on STAAR Mathematics will increase from 33% to 53% by August 2024. August 2020- 44%; August 2021- 47%; August 2022- 49%; August 2023- 51%; August 2024- 53%

Student Outcome Goal 3.0 The percentage of high school graduates classified as College, Career, or Military Ready will increase from 54% to 71% by August 2024. August 2020- 59%; August 2021- 65%; August 2022- 67%; August 2023- 69%; August 2024 71%

Natalia ISD Transfer Report

	2018-2019	2019-2020
ECC		
Lytle	4	5
Devine	6	8
Medina Valley	1	1
ECC Total	11	14
Elementary		
Lytle	6	5
Somerset	1	1
Northside	1	1
Pearsall	1	1
Devine	8	9
Medina Valley	4	0
Elementary Total	21	17
JH		
Lytle	4	1
Pearsall	0	1
Devine	10	9
Hondo	1	2
Dilley	1	0
JH Total	16	13
HS		
Lytle	4	3
Pearsall	5	2
Devine	9	15
HS Total	18	20
District Total	66	64
District Totals		
Lytle Total	18	14
Devine Total	33	41
Somerset Total	1	1
Medina Valley Total	5	1
Pearsall Total	6	4
Northside Total	1	1
Hondo Total	1	2
Dilley	1	0
District Total	66	64
Transfer Denials		
Elementary	5 were denied	
Junior High	5 were denied	
High School	3 were denied	
5 of the 13 eventually enrolled in the district by meeting other criteria		

Natalia ISD Begining of the Year Enrollment by Campus

	2019-2020	2018-2019
ECC		
Day 1	226	206
Day 2	231	210
Day 3	233	213
Day 4	235	217
Day 5	236	217
Day 6 (Post Labor Day)		
Elementary		
Day 1	295	298
Day 2	300	302
Day 3	301	303
Day 4	302	304
Day 5	304	304
Day 6 (Post Labor Day)		
Junior High		
Day 1	220	223
Day 2	227	232
Day 3	228	240
Day 4	235	238
Day 5	235	237
Day 6 (Post Labor Day)		
High School		
Day 1	308	293
Day 2	313	303
Day 3	318	303
Day 4	319	304
Day 5	320	304
Day 6 (Post Labor Day)		
District		
Day 1	1049	1020
Day 2	1071	1047
Day 3	1080	1059
Day 4	1091	1063
Day 5	1095	1062
Day 6 (Post Labor Day)		
	Increased Enrollment	

18-19 to 19-20 Coaching Assignment Comparison Quantified in Terms of Positions			
		2018-2019	2019-2020
	AD	1	1
	Girls Coordinator	1	1
	Trainer	1	1
	Head Football	1	1
	Asst. Football	8	8
	JH Football	4	4
	Head Volleyball	1	1
	Asst. Volleyball	2	1
	JH Volleyball	2	2
	Head Basketball	2	2
	Asst. Basketball	4	2
	JH Basketball	4	4
	Head Baseball	1	1
	Asst. Baseball	2	2
	Head Softball	1	1
	Asst. Softball	2	2
	Head Track	1	1
	Asst. Track	6	5
	JH Track	6	6
	Head Cross Country	1	1
	Asst. Cross Country	0	0
	JH Cross Country	1	1
	Head Golf	1	1
	Asst. Golf	0	0
	Head Powerlifting	1	2
	Asst. Powerlifting	2	0
	NOTE:These are just positions not actually people. There is no seperate pay for JH Football, JH Track, JH Cross Country		
	Coaching Perspective		

18-19 to 19-20 Coaching Assignment Comparison Quantified in Terms of Stipends			
		2018-19	2019-20
	Fall stipend (Football, Volleyball & Cross Country)	14	14
	Football (not including AD& Trainer)	8	8
	HS volleyball (1 H, 1 A)	3	2
	JH volleyball (2 A)	2	2
	HS girls basketball (1 H, 1 A)	3	2
	JH girls basketball (2 A)	2	2
	HS boys basketball (1 H, 1 A)	3	2
	JH boys basketball (2 A)	2	2
	Softball (1 H, 2 A)	3	3
	Baseball (1 H, 2 A)	3	3
	Track co-ed (1 H xA)	7	6
	Cross country, Head, co-ed	1	1
	Cross country, Assist. co-ed	0	0
	Powerlifting-Head, co-ed	3	2
	Powerlifting-Assist.	0	0
	Golf, Head	1	1
	Girls Coordinator	1	1
	Personnel Perspective		