Board Work Session
Wednesday, September 30, 2026 7:00 PM
Eastern

High School Library
35 Church Hill Road
Kintnersville, PA 18930

1. **PUBLIC PARTICIPATION**
    - 1.A. Live Stream URL
    - 1.B. Phone
2. **MEETING OPENING**
    - 2.A. Call to Order
    - 2.B. Salute to Flag
    - 2.C. Roll Call
3. **PRESENTATIONS & DISCUSSION ITEMS**
    - 3.A. Charting our Course Presentation with KCBA/ Future Think
4. **PUBLIC COMMENT**
5. **ADJOURNMENT**

Charting our Course:

Exploring Building Consolidation and Resource Optimization

Board Work Session :
September 30, 2026

Presenters:

Dr. Bridget O'Connell
Dr. Michael Donnelly

Presentation Format

1. Future Think Review of Enrollment Data
2. Tracking classes from K-12th grade
3. Review of staffing levels
4. Options for consideration
   a. Building configurations
5. Transportation impact
6. Community survey
7. Next steps

PSD

Future Think: Looking Back on Declining Enrollment

Year	District enrollment	Decline
2000	2162	
2010	1844	-318 students from 2000 (15% decline)
2020	1404	-758 students from 2000 (35% decline)
2026	1301	-861 student from 2000 (40% decline)

PSD

Future Think: Enrollment Projections

Several factors are considered in projecting enrollment:

- Historical enrollment
- Birth counts
- Population trends
- Housing starts
- Non-public & homeschool enrollment

All of these factors are considered in determining the projections.

PSD

Future Think

- Historical enrollment
  - Declined by 15% over last 10 years
- Birth counts
  - Fluctuated between 81 and 109 over last 15 years
- Population Trends
  - Overall population has declined from 2010 to 2020 in Riegelsville Borough and all the townships except Springfield
  - The total age 0-18 population in the District is projected to decline over the next 5 years by 2%
- Housing Starts
  - Single-family building permits issued for new homes have ranged between 12 & 34 over last 10 years
- Non-public & homeschool enrollment
  - Non-public is steady
  - Homeschool has increased

PSD

Future Think

Enrollment is projected to decline slightly over the next 10 years (58 students or 5%)

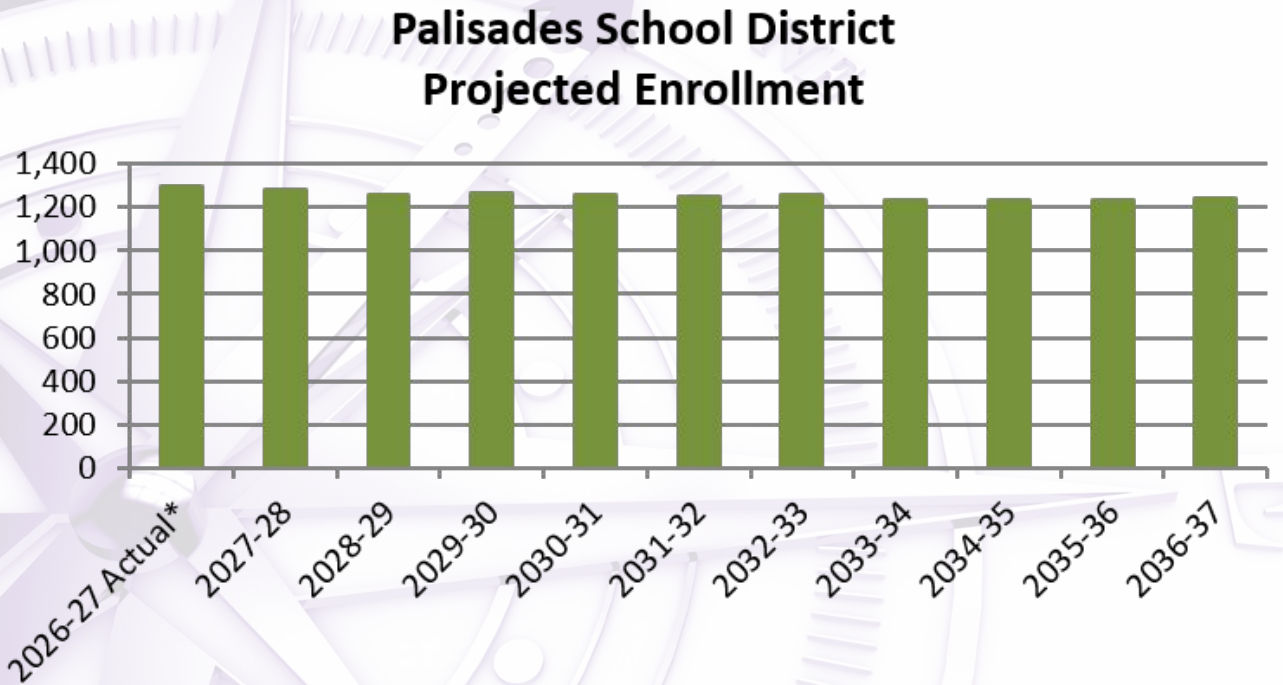

PSD

Future Think

Discussion on enrollment data as presented

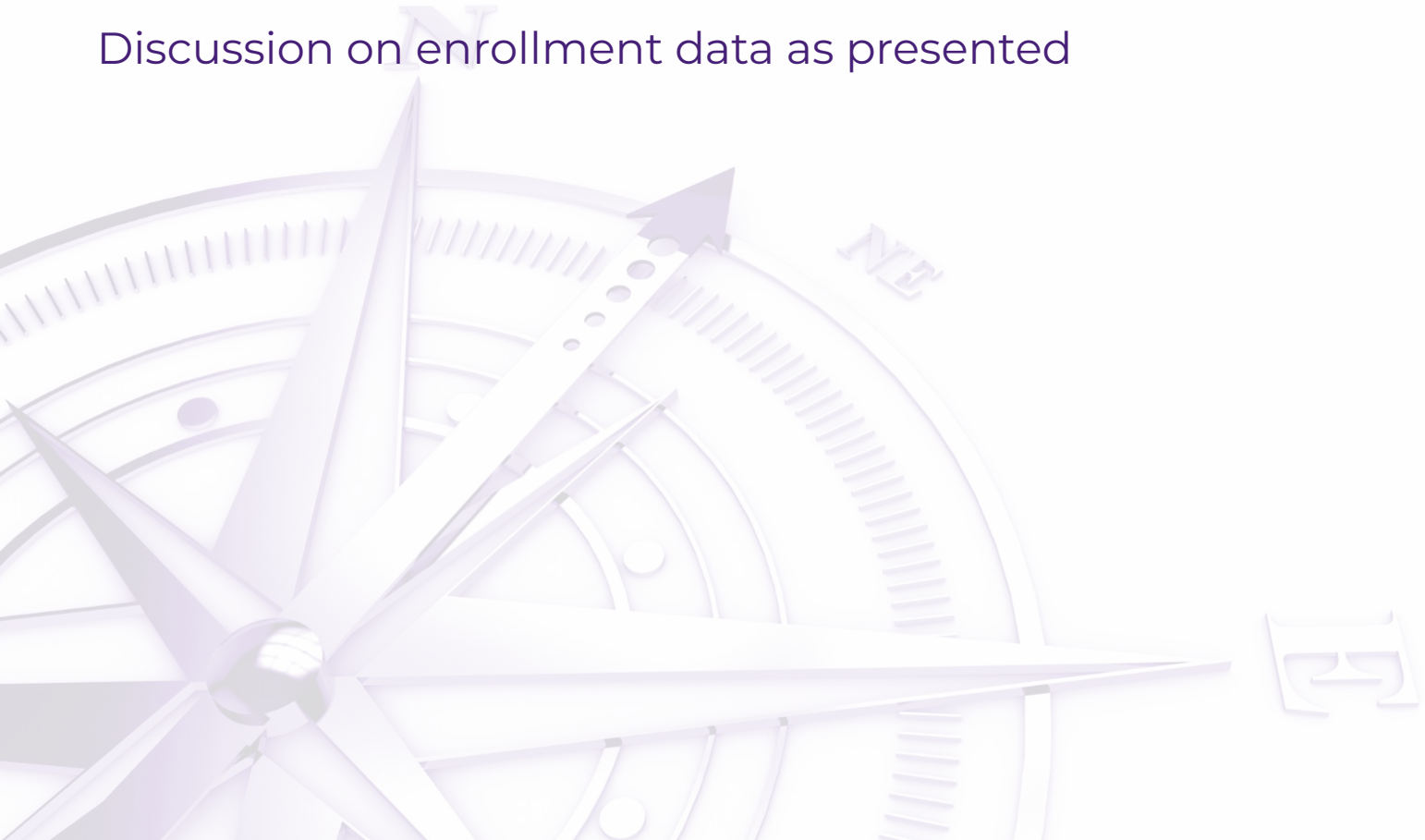

PSD

Tracking Classes K - 12th grade (Oct 1 snapshot)

	K	1	2	3	4	5	6	7	8	9	10	11	12
2004-2005	103	128	141	145	148	164	172	160	192	206	177	185	162
2005-2006	108	112	120	151	146	160	174	177	165	197	211	175	178
2006-2007	114	114	117	127	146	150	179	176	174	175	198	205	165
2007-2008	119	137	131	124	125	156	154	175	178	180	171	202	213
2008-2009	116	133	143	141	131	127	155	157	173	176	177	173	198
2009-2010	99	129	132	141	140	134	120	160	156	178	169	172	168
2010-2011	102	114	136	132	148	145	138	135	164	161	179	169	178
2011-2012	93	110	116	134	127	146	143	135	134	168	156	178	170
2012-2013	89	103	113	111	140	126	150	149	138	135	170	156	178
2013-2014	104	96	104	118	118	145	138	156	155	147	139	171	163
2014-2015	84	121	90	108	121	116	150	146	166	151	147	136	172
2015-2016	79	92	116	98	103	122	117	157	144	160	146	140	141
2016-2017	82	95	95	117	98	114	121	120	161	144	164	154	148
2017-2018	78	94	92	104	115	101	104	125	125	161	140	161	146
2018-2019	101	90	102	99	109	122	108	101	126	129	163	146	161
2019-2020	98	103	96	105	108	116	125	110	102	133	124	162	146
2020--2021	104	101	94	95	98	105	112	112	105	103	122	122	160
2021-2022	88	113	97	94	99	93	111	113	112	113	102	121	135
2022-2023	97	89	112	97	97	96	91	109	112	125	114	108	125
2023-2024	85	103	94	118	99	107	101	91	108	118	133	118	109
2024-2025	101	90	104	96	121	99	111	95	95	113	118	128	114

Review of Staffing Levels (2018-2019 and 2026-2027)

2018-2019	Full Time	Part-Time		2026/2027	Full Time	Part-Time		% reduction of FT	% reduction of PT
Admin	17	0		Admin	14	0		18%	-
Secretary	15	1		Secretary	14	0		7%	100%
Confidential	2	0		Confidential	2	0		0	-
Nurses-Non Certificated	3	1		Nurses-Non Certificated	3	1		0	0
Non-IA		3		Non-IA		3		-	0
IA/HQ	4	49		IA/HQ	1	57		75%	16% increase
Technology	4	0		Technology	4	0		0	-
Maintenance	4	0		Maintenance	4	0		0	-
Custodians	22	1		Custodians	22	1		0	0
State Reporting Specialist	1	0		Child Acctg & State Reporting Specialist	1	0		0	-
Food Handlers	0	21		Food Handlers	0	9		-	58%
Teachers	144	5		Teachers	136	1		6%	80%
Total	**216**	**81**		**Total**	**201**	**72**		7%	12%

PSD

Options for Consolidation

Options:

1. Status quo
2. Close one elementary building - alteration of grade bands
3. Close one elementary building - status quo on grade bands (no building expansion/major renovation)
   a. ½-day Kindergarten
4. Close two elementary buildings - campus approach and alteration of grade bands (no building expansion/major renovation)
5. Close middle school building - alteration of grade bands (no building expansion/major renovation)

PSD

Option 1. Status Quo

Elementary Enrollment as of August 24, 2026 (current year)

	Total students per grade	**Tinicum** One class per grade	**Durham** Two classes per grade	**Springfield** Both single and double classes per grade	**Number of Classrooms/ Classroom Teachers**
K	87	20	22 / 22	23	4
1	87	22	22 / 21	22	4
2	100	23	15 / 16	23/23	5
3	90	24	20 / 21	25	4
4	102	21	25 / 24	16 / 16	5
5	92	28	16 / 16	16 / 16	5
Totals	**558**	**138**	**240**	**180**	**27**
	% capacity	**39%**	**64%**	**51%**	

Option 1. Status Quo

Enrollment as of August 24, 2026 (current year)

	PALMS 6-8	**PHS** 9-12
Total students	318	423
% capacity	**49%**	**55%**

Option 2. Close One Elementary Building - Change Grade Bands (no building expansion/major renovation)

Option 2 was presented at the EPS meeting on September 9, 2026. Full presentation can be found HERE.

PSD

Projected Class Sizes with 2 Elementary Buildings

	Tinicum	**AND/ OR**	Durham	**AND/ OR**	Springfield	Number of classrooms
K = 96*	24/24		24/ 24		24/24	**4**
1 = 87	21/22		22/22		22/22	**4**
2 = 87	21/22		22/22		22/22	**4**
3 = 100	25/25		25/25		25/25	**4**
4 = 90	22/23		22/23		22/23	**4**
5 = 102	25/26		25/26		25/25	**4**
Total	279		279		279	24

*projection

PSD

Option 3. Close One Elementary Building - Status Quo of Grade Bands (no building expansion/major renovation)

2 elementary buildings with students K-5
1 middle school with students 6-8
1 high school with students 9-12

Option 3. Tinicum Elementary

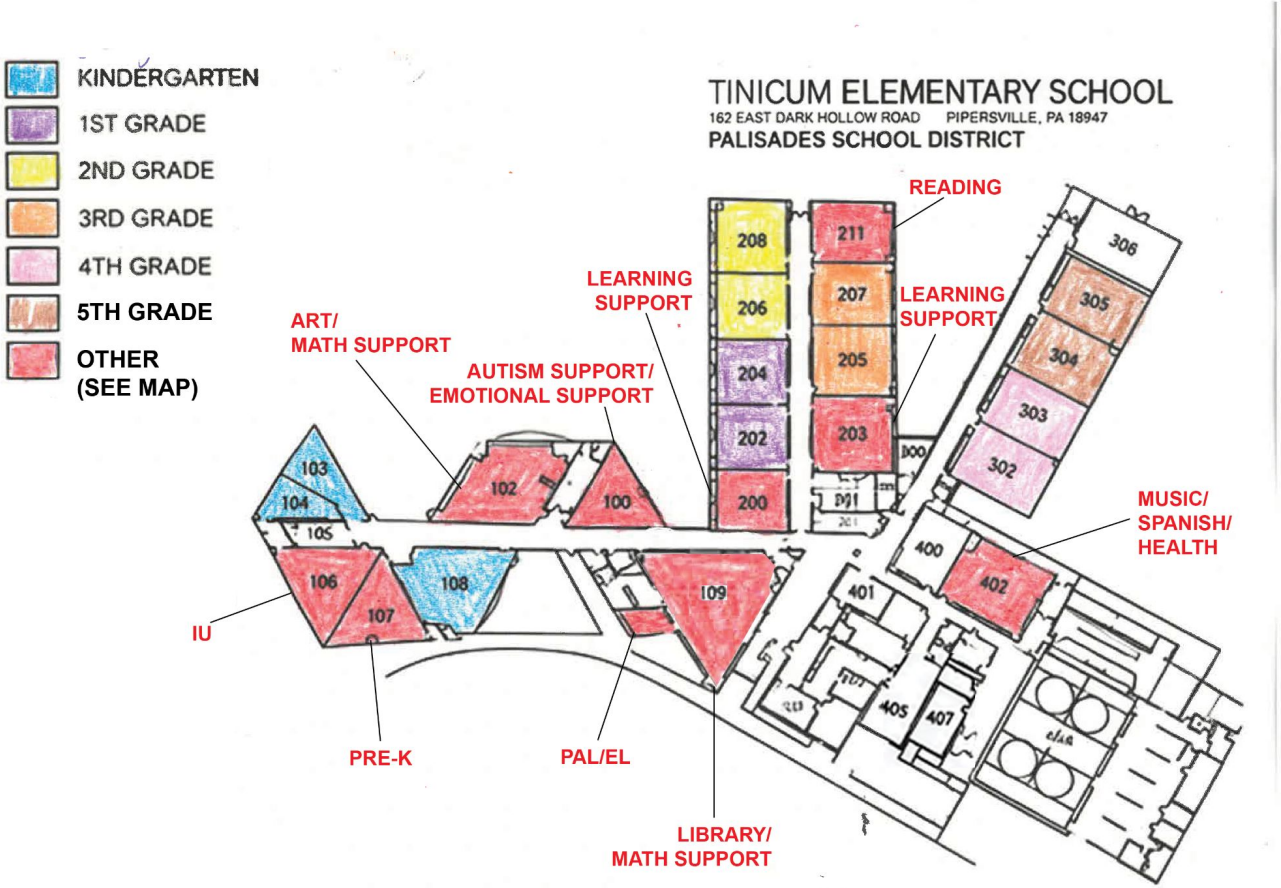

Option 3. Durham Nockamixon Elementary

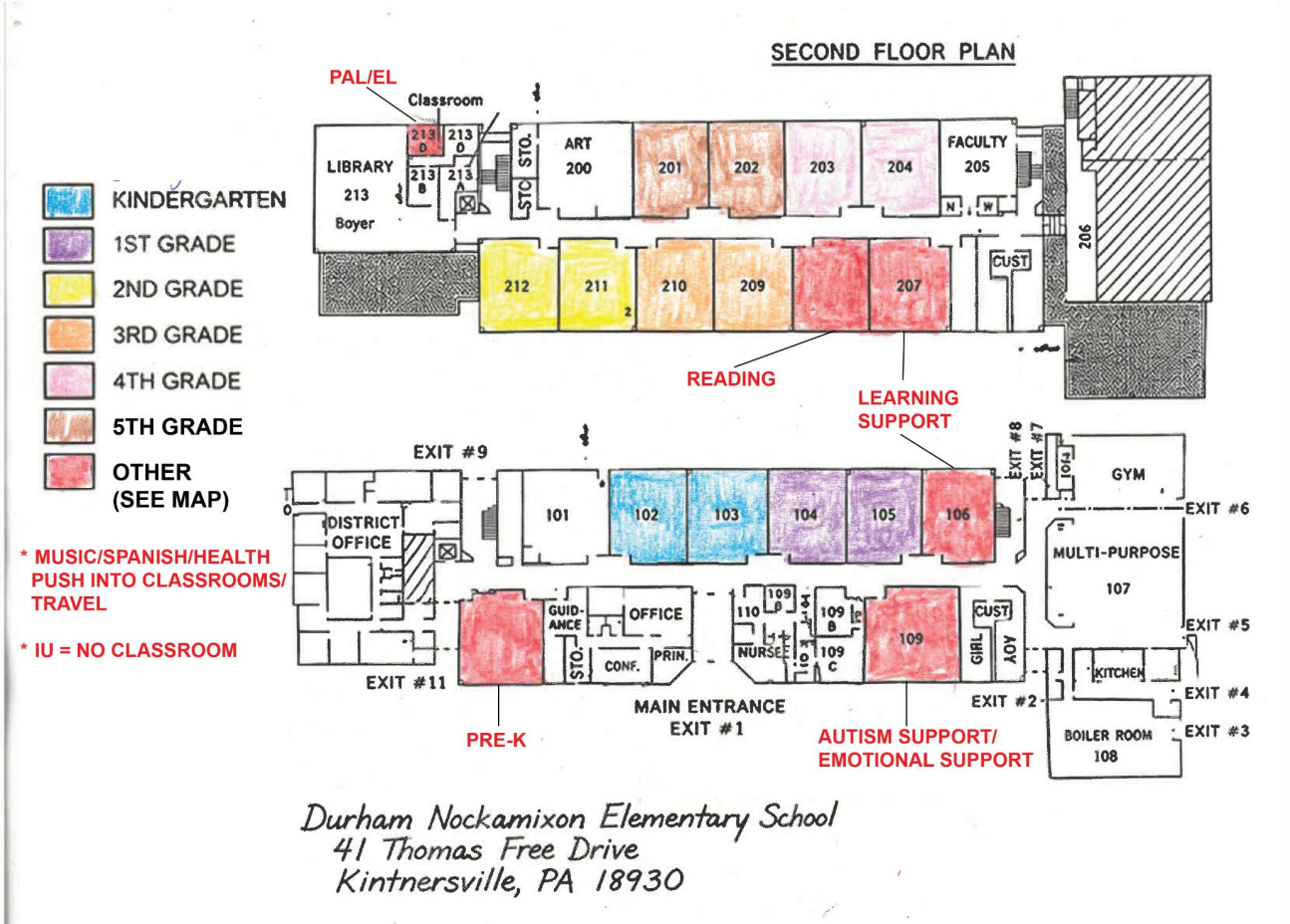

PSD

Option 3. Springfield Elementary

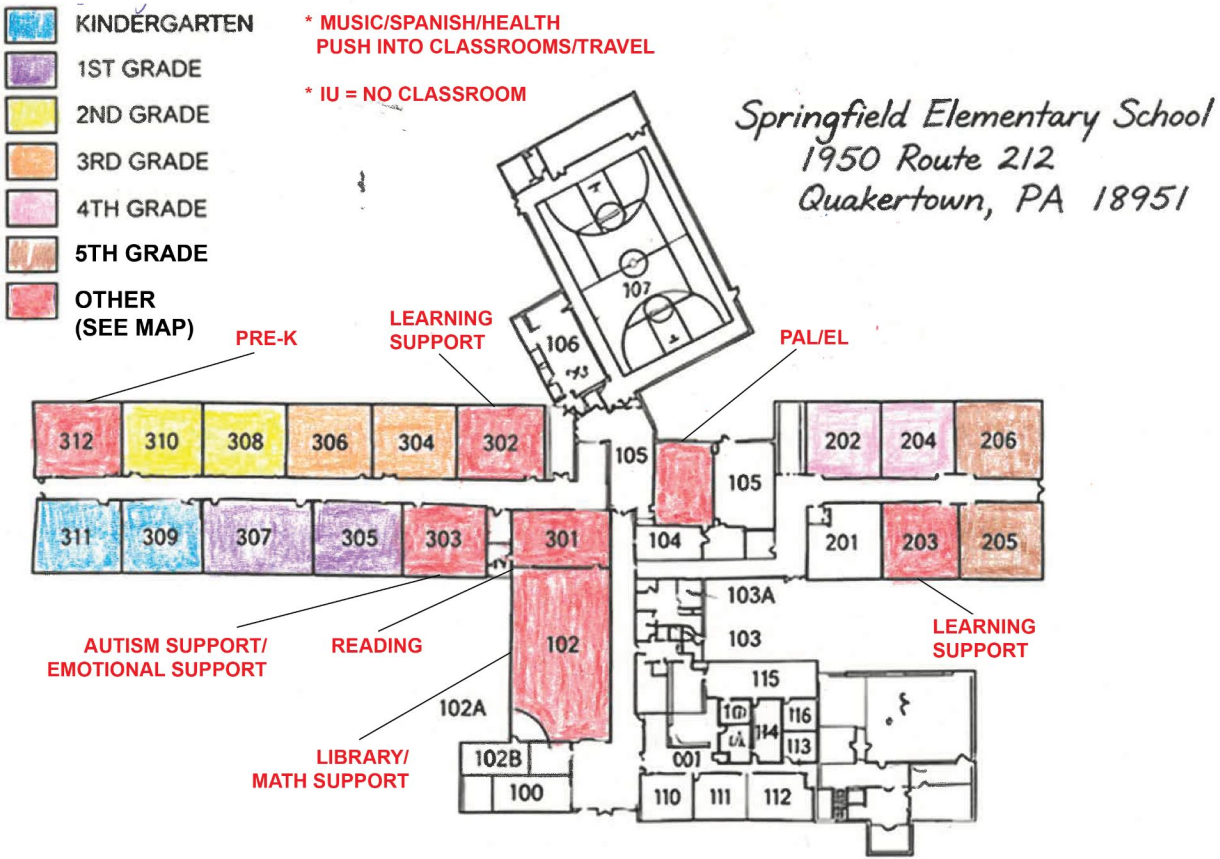

Option 3: Projected Capacity by Building

	Tinicum	**AND/ OR**	Durham	**AND/ OR**	Springfield	Number of classrooms/ teachers
K = 96*	24/24		24/ 24		24/24	4
1 = 87	21/22		22/22		22/22	4
2 = 87	21/22		22/22		22/22	4
3 = 100	25/25		25/25		25/25	4
4 = 90	22/23		22/23		22/23	4
5 = 102	25/26		25/26		25/25	4
Total	279		279		279	24
% Capacity	80%		74%		80%	

*projection

PSD

Option 3. A. Close One Elementary Building - Status Quo of Grade Bands (no building expansion/major renovation) - Implement ½ day K

One additional classroom will be available in each of the elementary buildings for use by Bucks IU OR a classroom for Spanish, music, and health to use instead of traveling to classrooms.

Option 3. Discussion - Closure of One Elementary Building

2 elementary buildings with students K-5
1 middle school with students 6-8
1 high school with students 9-12

Option 4. Close Two Elementary Buildings - Campus Approach (no building expansion/major renovation)

1 Lower Elementary building with students K-2
1 Upper Elementary building with students 3-6
1 Junior / Senior High school with students 7-12

PSD

Option 4. Durham Nockamixon Elementary

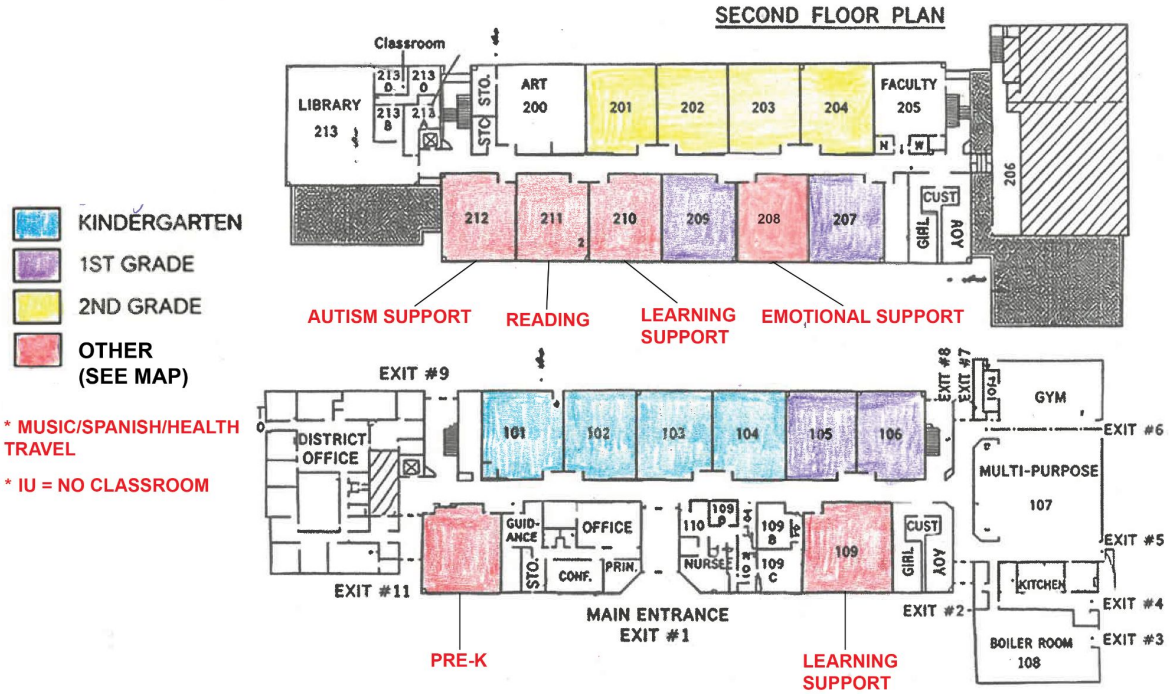

Option 4. PALMS

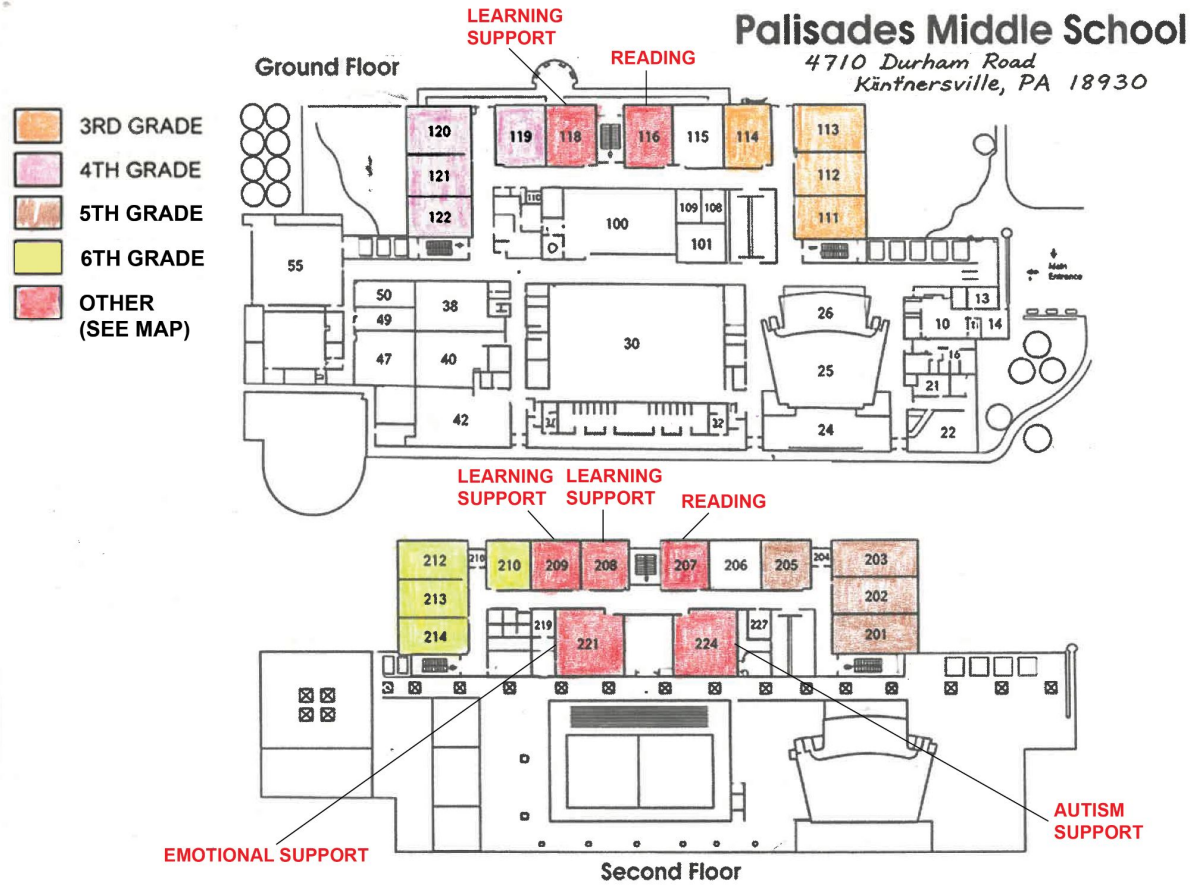

Option 4. PHS

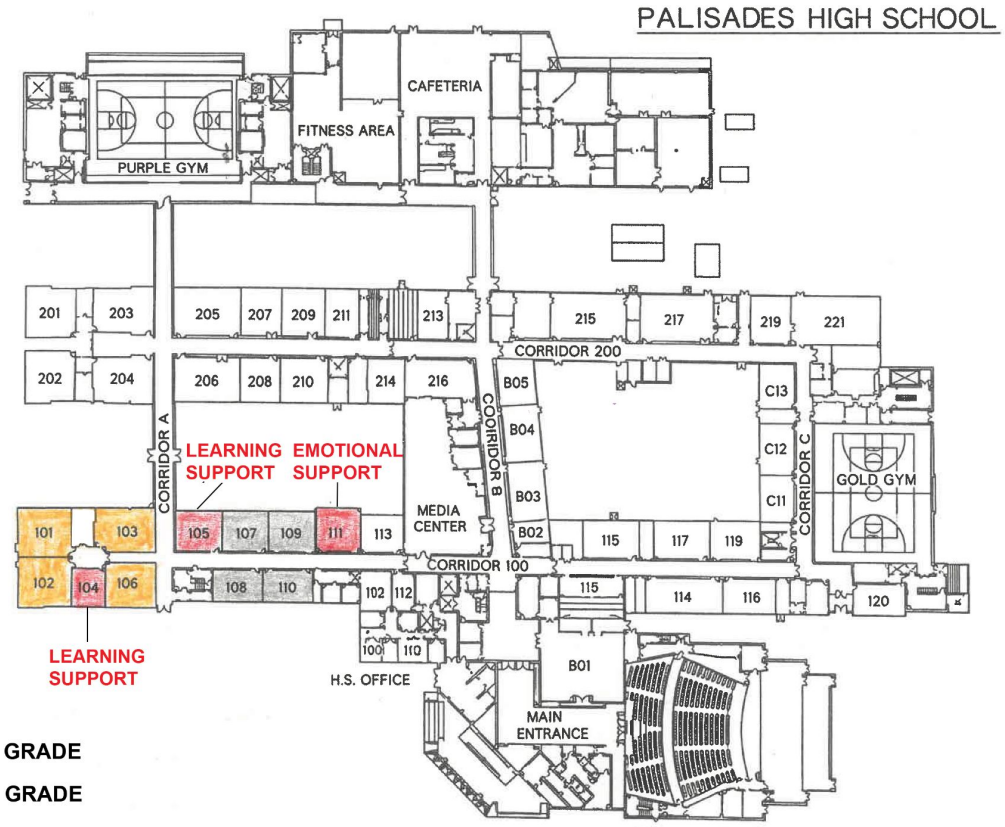

7TH GRADE

8TH GRADE

OTHER
(SEE MAP)

Option 4: Projected Capacity by Building

Grades	Lower Elementary		Upper Elementary			Junior/Senior High School
K = 96*	24/24/24/24	4				
1st = 87	21/22/22/22	4				7th = 118
2nd = 87	21/22/22/22	4				8th = 100
3rd = 100			25/25/25/25	4		9th = 99
4th= 90			22/23/22/23	4		10th = 94
5th = 102			25/25/26/26	4		11th = 98
6th = 92			23/23/23/23	4		12th = 113
% Capacity	72%		59%			80%

*projection

PSD

Option 4. Discussion - Closure of Two Elementary Buildings

1 Lower Elementary building with students K-2
1 Upper Elementary building with students 3-6
1 Junior / Senior High school with students 7-12

Option 5. Close the Middle School Building - Alteration of Grade Bands (no building expansion/major renovation)

3 elementary schools with K - 6 students
1 Junior/Senior High school with 7 - 12 students

Option 5. Tinicum Elementary

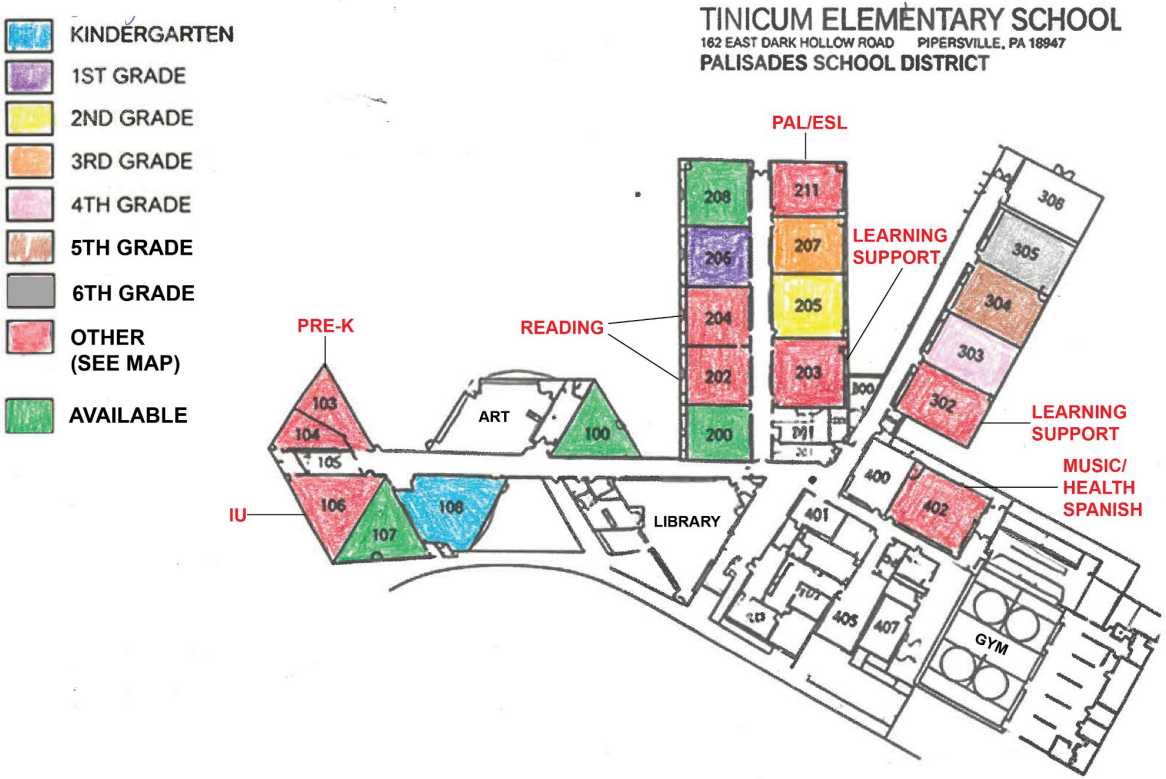

Option 5. Durham Nockamixon Elementary

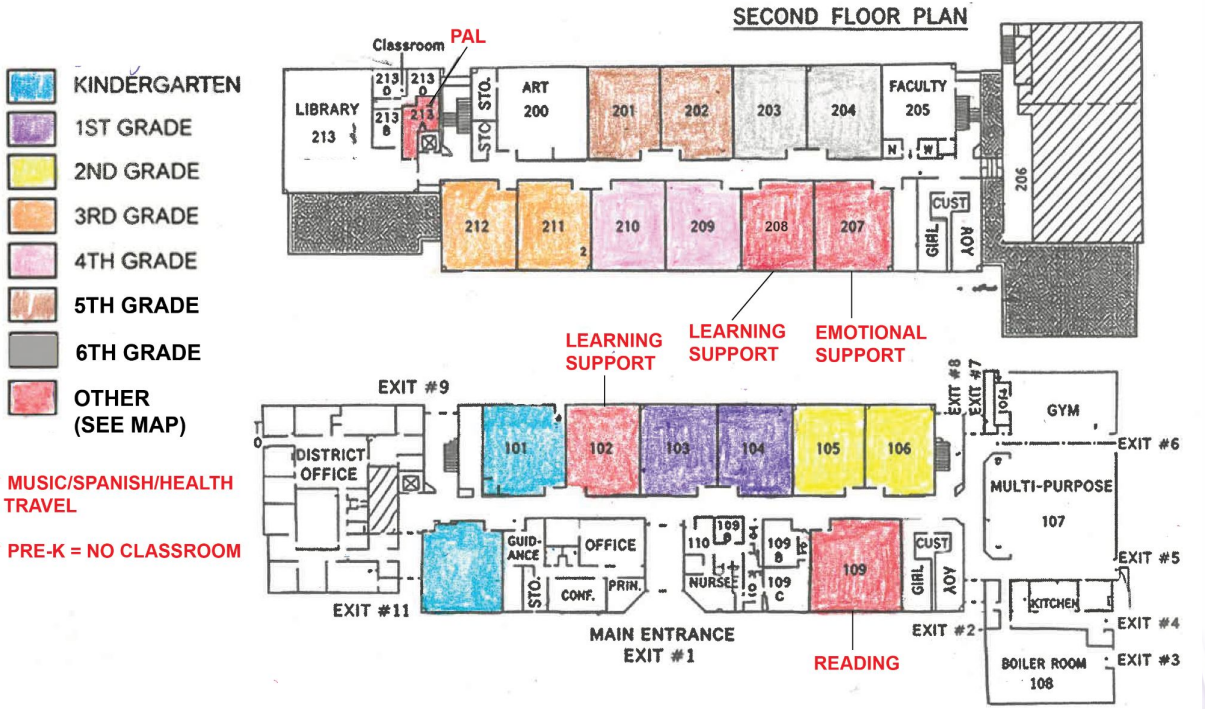

Durham Nockamixon Elementary School
41 Thomas Free Drive
Kintnersville, PA 18930

Option 5. Springfield Elementary

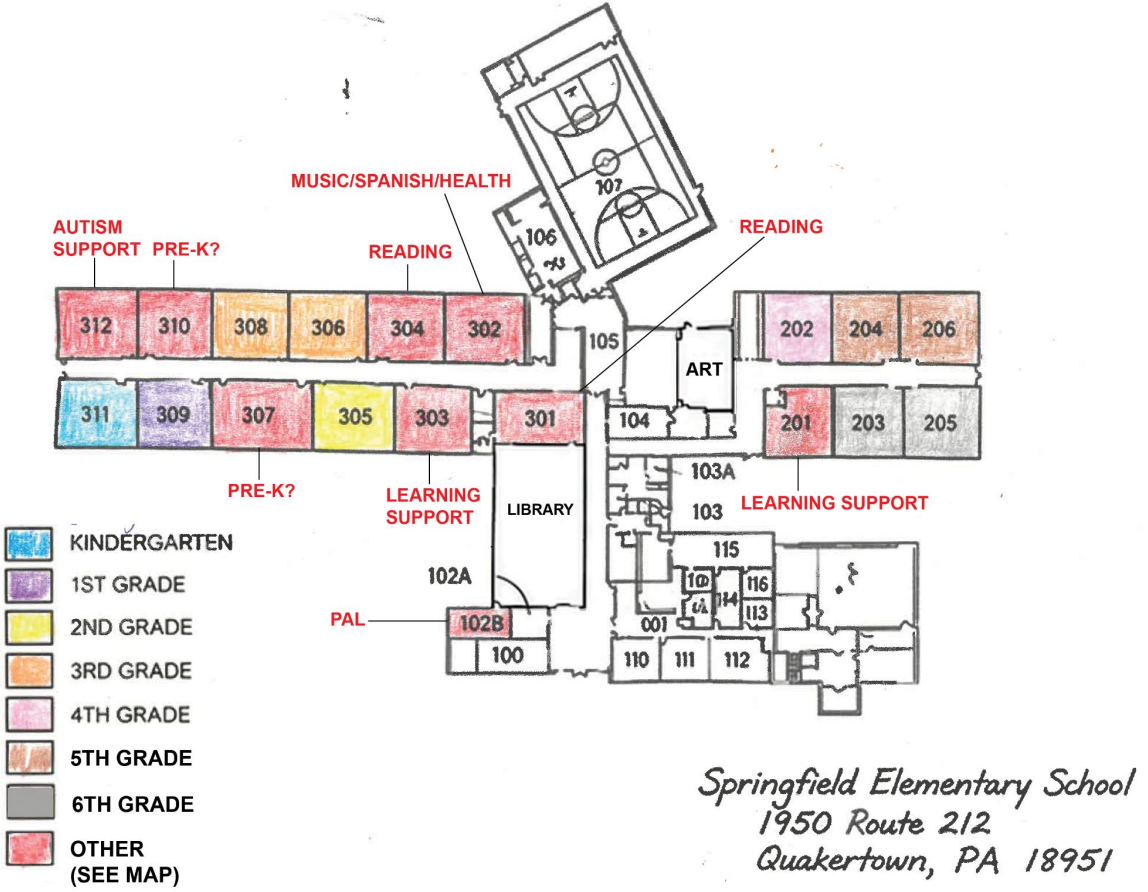

PSD

Option 5. PHS

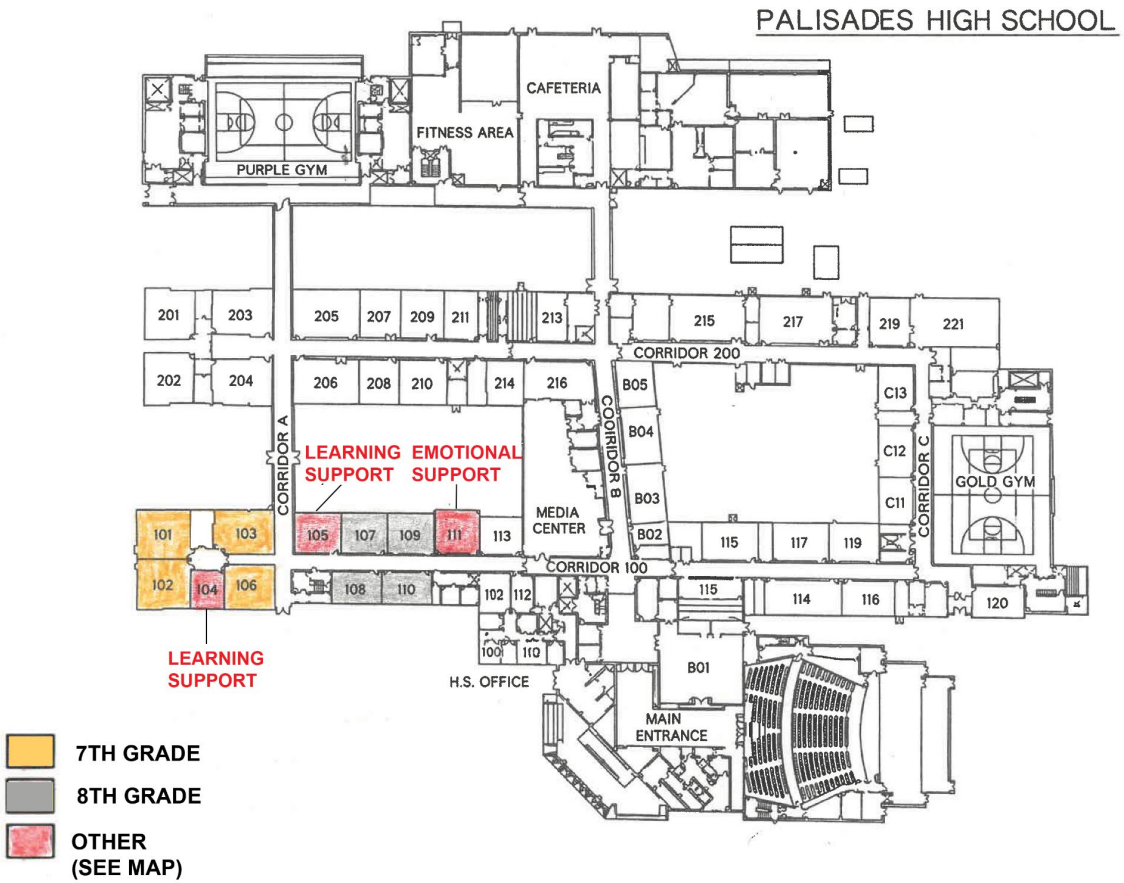
PALISADES HIGH SCHOOL
CAFETERIA
FITNESS AREA
PURPLE GYM
201
203
205
207
209
211
213
215
217
219
221
CORRIDOR 200
202
204
206
208
210
214
216
B05
B04
B03
B02
C13
C12
C11
CORRIDOR A
CORRIDOR B
CORRIDOR C
LEARNING SUPPORT
EMOTIONAL SUPPORT
MEDIA CENTER
GOLD GYM
101
103
105
107
109
111
113
115
117
119
102
104
106
108
110
112
114
116
120
CORRIDOR 100
LEARNING SUPPORT
H.S. OFFICE
100
110
B01
MAIN ENTRANCE
7TH GRADE
8TH GRADE
OTHER (SEE MAP)

Projected Capacity for 3 Elementary Buildings and 1 Junior/Senior High School

	Tinicum	**AND**	Durham	**AND**	Springfield	Junior/Senior High School
K = 96*	24		24/ 24		24	
1 = 87	21		22/22		22	
2 = 87	21		22/22		22	7th = 118
3 = 100	25		25/25		25	8th = 100
4 = 90	22		22/23		22	9th = 99
5 = 102	26		26/25		25	10th = 94
6 = 92	22		23/22		23	11th = 98
Total	161		327		163	12th = 113
% Capacity	46%		87%		47%	83%

PSD

Option 5. Discussion - Closure of Middle School Building

3 elementary schools with K - 6 students
1 Junior/Senior High school with 7 - 12 students

Transportation: District-wide Student Ride Times

Routing	Average AM	Longest AM	Average PM	Longest PM
Current routes	32 minutes	68 minutes	26 minutes	65 minutes
Springfield closes	40 minutes +8 minutes vs current	88 minutes +20 vs current	34 minutes +8 vs current	70 minutes +5 vs current
Durham closes	39 minutes +7 vs current	85 minutes +17 vs current	33 minutes +7 vs current	78 minutes +13 vs current
Tinicum closes	41 minutes +9 vs current	85 minutes +17 vs current	35 minutes +9 vs current	80 minutes +15 vs current
Assumptions:	Scenarios use editable school-transfer allowances; they do not include route merging, new stops or traffic changes.			

PSD

Community Survey: Opening Statement/Context

The Palisades School District remains committed to academic excellence for our students while serving as responsible stewards of taxpayer dollars. Over the past 20 years, our district has experienced a steady decline in student enrollment. Today, we continue to operate and maintain the same number of school facilities as we did when our student population was 40% higher.

Running underutilized buildings consumes financial resources, such as utilities, maintenance, and staffing, that could otherwise be directed toward educational programs and services and/or reducing expenses. While Palisades maintains the lowest millage rate in Bucks County, balancing our budget without sacrificing program quality is becoming increasingly difficult.

The School Board is evaluating facility consolidation as a potential solution, and community input is a vital part of this process. Please take a few minutes to share your perspective and help guide our future planning.

PSD

Community Survey: Items for Consideration

1. When considering how the district manages declining enrollment, which of the following priorities are most important to you?
   a. **maintaining small class sizes, expanding academic and extracurricular programs, keeping neighborhood elementary buildings open, updating aging schools facilities, maintaining fiscal responsibility/tax rate, other**
2. If the Board decides to consider building consolidation as an option, what factors should they prioritize when determining which specific building (s) to consolidate or close?
   a. **building age and physical condition, annual operating and maintenance costs, proximity to community resources (local police and fire departments), bus ride times, current facility capacity usage, potential to lease or sell, potential for residential growth near/around facility, other**
3. If building consolidation generates operational savings and a portion or all of those funds are reinvested, in which areas would you like to see reinvestment?
   a. **Expand high school offerings (electives, AP/college courses, vocational training), hiring specialized support staff (counselors, reading specialists, interventionists), upgrading classroom technology, offset operational deficits, other**

Response options: rank order, Likert scale, select top 2, etc.

PSD

Next Steps/Follow Up:

1. Review follow up items from this presentation and discussion

2. From September 9, 2026 EPS meeting: Board direction will determine if a motion to hold a hearing regarding building consolidation will be placed on an upcoming Board agenda.
   a. In the event of a permanent closing of a public school or substantially all of a school's facilities, the board of school directors shall hold a public hearing on the question not less than three months prior to the decision of the board relating to the closing of the school. Notice of the hearing shall be given in a newspaper of general circulation in the school district at least fifteen (15) days prior to the date of such hearings.

PSD