

Study Session and Business Meeting
Tuesday, June 11, 2019 Mountain Time

JATC South Campus (Board Conference
Room)
12723 S. Park Avenue (2080 West)
Riverton, Utah 84065

1. **STUDY SESSION – OPEN MEETING** - 4:00 p.m.
 - 1.A. **Jordan School District Board of Education TSSA Framework**
 - 1.B. **Update on Safety and Security Initiative Phase II**
 - 1.C. **NSBA Student Representation**
 - 1.D. **School Closure Issues**
 - 1.E. **Summer Projects**
 - 1.F. **Planning for Upcoming Truth in Taxation Hearing**
 - 1.G. **Board Policy Follow-up Discussion on BSC204 Monitoring Superintendent Performance**
 - 1.H. **Professional Development Board Book Study**
2. **BUDGET HEARING FOR THE 2019-20 SCHOOL YEAR** - 6:00 p.m.
 - 2.A. Pledge of Allegiance
 - 2.B. Reverence
 - 2.C. **Budget Presentation**
 - 2.D. **Patron Comments**
 - 2.E. **Action by Board of Education on Budget Adoption**
3. **REGULAR SESSION – OPEN MEETING** immediately following Budget Hearing
 - 3.A. Resolutions of Appreciation
 - 3.B. Recognitions
 - 3.C. School Recognitions
 - 3.D. **Comments by Elected Officials**
 - 3.E. **Patron Comments**
4. **General Business - Motion to Approve Consent Agenda Items**
 - 4.A. Board Minutes
 - 4.B. **Contract for Superintendent of Schools**
5. **General Business - Motion to Accept Consent Agenda**
 - 5.A. Expenditures
 - 5.B. Financial Statements
 - 5.C. Personnel – Licensed and Education Support Professionals
 - 5.D. **Recommendation to Issue Certificates for Home Instruction**
6. **Bids**
 - 6.A. **Facility Services/Joel P. Jensen Middle School - Auditorium Audio System Upgrade**
 - 6.B. **Mountain Ridge High School - Weight Room Equipment**
 - 6.C. **Ridge View Elementary School - HP Chromebooks and Google Licenses**
 - 6.D. **Mountain Ridge High School - HP Chromebooks, Carts and Google Console Management Licenses**
 - 6.E. **Mountain Ridge High School - Apple Computer Equipment**

6.F. Mountain Ridge High School - HP Monitors and Computer Equipment

6.G. Mountain Creek Middle School - HP Touchscreen Chromebooks and Google Licenses

6.H. Mountain Creek Middle School – Apple Computer Equipment

6.I. Mountain Creek Middle School - Desktop Minis and Epson Document Cameras

6.J. Mountain Creek Middle School – Band and Orchestra Instruments

6.K. Mountain Ridge High School – Band and Orchestra Instruments

6.L. Mountain Ridge High School – Media Center Library Books

7. Special Business Items

7.A. Recommendation for Final Approval of REAL Salt Lake Academy Charter School Land Trust Plan

7.B. Recommendation to Approve 2019-20 Negotiated Agreement for Licensed Employees

7.C. Consideration to Approve Jordan School District Board of Education TSSA Framework

8. Information Items

8.A. Superintendent’s Report

9. Discussion Items

9.A. Committee Reports and Comments by Board Members

10. Motion to Adjourn to Closed Session

11. POTENTIAL CLOSED SESSION

11.A. Character and Competence of Individuals (Peronnel)

11.B. Property

11.C. Potential Litigation

11.D. Negotiations

11.E. Security

Board/Superintendent Connection 204: MONITORING SUPERINTENDENT PERFORMANCE

Continuous monitoring of Superintendent job performance will ensure organizational accomplishment of Board policies on Ends, and organizational operation within the boundaries established in Board policies on Executive Limitations. The purpose of the monitoring is not to criticize or find fault with the Superintendent, but rather to facilitate the success of the Superintendent in accomplishing the Board's goals. A key role and one of the Board's highest responsibilities is to complete the Superintendent's evaluation.

A. Accordingly, monitoring will be accomplished as follows:

1. After the conclusion of the school year and prior to the beginning of the following school year, the Superintendent will present an informal self-evaluation to the Board.
2. In November/December, the Superintendent will present Executive Limitations and Ends policy interpretations and a compilation of data showing compliance to each Ends policy. Some of the data may be presented throughout the year as it becomes available.
3. Each Board member will complete the Superintendent Monitoring Tool (see Appendix Superintendent's Performance Monitoring Tool). This formative written evaluation document will include areas of strength/commendation as well as areas targeted for improvement/growth.
4. The Board will meet in closed session to discuss each Board member's evaluation of the Superintendent. The summative evaluation will be based upon data collected during the previous school year from monitoring Board policies on Ends and Executive Limitations.
5. The President of the Board will prepare an evaluation summary and present it to the Board for approval.
6. The Board President will present the approved evaluation summary to the Superintendent.
7. The Superintendent will be given an opportunity to respond to the Board's evaluation summary.
8. The Board will publish a summary of the Superintendent's compliance to the public. The formal summative evaluation will be included on the Board's business meeting agenda as part of the open meeting.
9. The Superintendent and the Board President will sign and date the completed formal summative evaluation following the meeting. (See Appendix Annual Summative Evaluation)

~~Systematic and rigorous monitoring of Superintendent job performance will be solely against the only expected Superintendent job outputs: organizational accomplishment of Board policies on Ends, and organizational operation within the boundaries established in Board policies on Executive Limitations.~~

~~Accordingly, monitoring will be accomplished as follows:~~

- ~~A. Monitoring is simply to determine the degree in which Board policies are being met. Data that does not measure this will not be considered to be monitoring data.~~
- ~~B. The Board will acquire monitoring data by one or more of three methods:
 - ~~1. By internal report, in which the Superintendent discloses compliance information to the Board.~~~~

Board/Superintendent Connection 204: MONITORING SUPERINTENDENT PERFORMANCE

- ~~2. By external report, in which an external disinterested third party selected by the Board assesses compliance with Board policies.~~
 - ~~3. By direct Board inspection, in which a designated member or members of the Board assess compliance with the appropriate policy criteria.~~
- ~~C. The process for an individual Board member to request direct inspection of the Superintendent is as follows:~~
- ~~1. The Board member submits an agenda item requesting discussion and possible action on a Board policy by an individual, committee, or the whole Board.~~
 - ~~2. The Board convenes to discuss the direct inspection request and take action accordingly. A majority vote of the full Board is needed to proceed.~~
 - ~~3. The outcome of the direct inspection is posted as an agenda item for discussion and possible action upon completion of the inspection.~~
- ~~D. In every case, the standard for compliance will be the Superintendent's reasonable interpretation of the Board policy being monitored. The Board is final arbiter of reasonableness, but will always judge with a "reasonable person" test rather than with interpretations favored by Board members or by the Board as a whole.~~
- ~~E. When rating monitoring reports, the Board will find the Superintendent "in compliance" of the policy when a two-thirds majority of the provisions have been answered with supporting evidence, or "out of compliance" when a majority of the provisions have not been answered with supporting evidence.~~
- ~~1. When a monitoring report is rated "in compliance" the Board has the option to note "with exception" in cases where one or more of the provisions of the policy are deemed "out of compliance," or "with commendation" when one or more provisions of the policy have been met above and beyond the intent of the policy.~~
 - ~~2. When a monitoring report is rated "out of compliance" the Board will proceed as follows if non-compliance is deemed due to:~~
 - ~~a. Outside factors: The Board will require and accept a plan or timeline from the Superintendent for compliance and add it to the policy;~~
 - ~~b. Unclear policy: The Board will consider changes to the policy; or~~
 - ~~c. Actions of the Superintendent: The Board will ask the Superintendent when the policy will be in compliance or the Board takes further action.~~
- ~~F. All policies that instruct the Superintendent will be monitored at a frequency and by a method chosen by the Board. The Board can monitor any policy at any time, by any method but will ordinarily depend on receiving the Superintendent's monitoring reports on the attached schedule.~~
- ~~G. Evaluation of the Superintendent's performance will be accomplished as follows:~~

Board/Superintendent Connection 204: MONITORING SUPERINTENDENT PERFORMANCE

- ~~1. B.~~ Any changes to Ends and Executive limitations by which the Superintendent's performance will be judged for the upcoming year must have been completed by April in accordance with policy GP108, section B.
 - ~~2.~~ During July of each year, the Board will meet with the Superintendent to discuss the updated Ends and Executive Limitations by which the Superintendent's performance will be judged during the upcoming school year.
 - ~~3.~~ Each December, the Board will conduct a formal summative evaluation of the Superintendent. The summative evaluation will be based upon data collected during the previous school year from the monitoring of Board policies on Ends and Executive Limitations. A written evaluation document will be prepared by the Board, and will be reviewed by the Board and the Superintendent at an open meeting.
 - ~~4.~~ The evaluation instrument will consist of:
 - ~~a.~~ The monitoring report data developed by the Superintendent and previously submitted to the Board under the attached schedule and monitoring data requested by the Board pursuant to section B, items 2 and 3 of this policy and rated at the time of submission. If the reports have been rated pursuant to schedule, there is no need to rate them again during the evaluation process.
 - ~~b.~~ A summary of the monitoring report ratings for the current evaluation cycle, prepared by the leadership of the Board.
- C. ~~H.~~ In an effort to resolve concerns and safeguard the reputation of the Superintendent and the Board, should any difference of opinion arise between the Superintendent and a member of the Board, the following steps will be applied before either of those parties make his or her difference of opinion a matter of public discussion.
1. The Superintendent and Board member agree to meet privately and commit to keeping efforts positive and constructive.
 2. The Superintendent and Board member will provide sufficient time adequate to remedy any concern that is presented in the initial meeting.
 3. If either party does not feel that the concern has been addressed sufficiently the concern shall be brought to the attention of the Board of Education in closed session or study session, as allowed by the Utah Open and Public Meeting Act.
 4. If discussion with the entire Board of Education is not deemed to have resolved the issue by either the Superintendent or a majority of the Board present, either party is allowed to request further exploration of the issue through continued discussion of the issue, requesting private recommendations from disinterested third parties, or creation of a committee selected by the Board.
 5. The Superintendent or any Board member has the right to invoke B/SC 204 section H. in closed session or study session and request that the Board instruct the affected parties to follow the steps as outlined.

Board/Superintendent Connection 204: MONITORING SUPERINTENDENT PERFORMANCE

~~D. — The Superintendent and the Board president will sign and date the completed Superintendent summative evaluation following the performance evaluation meeting.~~

MONITORING SCHEDULE	JAN	FEB	MAR	APR	MAY	JUN	JUL	AUG	SEP	OCT	NOV	DEC
EL300 Global Executive Limitations (Internal)											X	
EL301 Treatment of Students and Their Families (Internal)											X	
EL302 Treatment of Staff (Internal)											X	
EL303 Communication & Support (Internal)											X	
EL304 Annual Reports to the Public (Internal/External)									X			
E400 Global Mission Statement (Internal)											X	
B/SC 204 Monitoring Superintendent Performance (Internal)											X	
B/SC 205 Monitoring Business-Administrator Performance (Internal)											X	

Revision history: 4/23/13, 6/10/14, 3/31/15

JORDAN
SCHOOL DISTRICT



BUDGET

For the Year Ending June 30, 2020

Budget Hearing: June 11, 2019

VIEW FROM THE TOP OF THE MOUNTAIN

(from July 30, 2013)



- 1. Ensure a successful bond campaign**
- 2. Properly & competitively compensate employees**
- 3. Making education #1 with legislators in appropriating additional money for public education in Utah**

A photograph of a person standing on a rocky mountain peak, viewed from behind. The person has their arms raised in a gesture of triumph or joy. They are wearing a dark backpack and light-colored pants. The landscape below is a vast, green valley with rolling hills and a winding path. The sky is bright and hazy. The text "VIEW FROM THE TOP OF THE MOUNTAIN" is overlaid in blue, bold, italicized font across the top of the image.

VIEW FROM THE TOP OF THE MOUNTAIN

(from July 30, 2013)

- 1. Ensure a successful bond campaign**

WHAT WE HEARD

WHAT WE DID

Bond too large

About half of previous bond amount

**Need to utilize existing funds
before asking taxpayers for more**

**Building two more elementary schools
utilizing existing capital funds**

Reduce cost of buildings

**Facility Advisory, Building Utilization, Building Design
& Board Facility Committees – 17% cost reduction**

Administrative salaries too large

**Top administrative salaries reduced 30% since district
division (2009) and 12% since the last bond election (2013)**

Cities were not part of the planning process

**Cities involved from the beginning –
Inter-local Agreement**

No building plan

5-Year Building Plan

Increase teacher salaries

**Since the last bond election, the Board approved steps, lanes,
COLA, bonuses for teacher wage increases each year**

More accurate projections needed

**Hired independent third party to project
student population year by year**

Holding too much land


**Currently selling all land holdings
except those planned for schools**

Buildings were underutilized in certain areas

**Completed room by room and
student programming needs analysis**

**Community wanted to provide input
on education needs**

**Board of Education conducted three
"What Counts?" sessions**



“What Counts?”

- **Student Achievement**
- **Empowering Employees**
- **Customer Service**
- **Safety and Security**

Student Achievement

Students in Jordan School District will reach their potential to achieve academically, prosper economically, and contribute to society.



Ends Policy 401 – Student Achievement

The Board recognizes that providing a quality education for students includes ensuring that a variety of opportunities are made available at all levels to students such as STEM, music, art, physical education, leadership, character education, etc. at all levels. Additionally, the Board of Education believes in the importance of student growth and progress and supports assessment practices that inform instruction to meet the needs of all learners in every field of opportunity. Information on the breadth of educational opportunities as well as student growth measurements will be disseminated in multiple formats to school community groups, parents, and school leaders.

<u>Expectation</u>	<u>Action Steps</u> (Plan)	<u>Monitoring</u>	<u>Professional Development</u>	<u>Resources</u>
Student Growth and Achievement will be measured by:				
DIBELS (grade 3)	(1) Professional Learning Communities will be	(1) K-3 Teachers will provide evidence of DIBELS data	(1) Using DIBELS data to inform instruction training	Current: District Literacy Team, USBE training
	evidences student growth.	level to the appropriate Administrator of Schools at a minimum of every other month.	online using Canvas as the LMS and face-to face.	

- Psychologists & counselors in all schools
- Site-based assistance for professional educators
- Professional development



VIEW FROM THE TOP OF THE MOUNTAIN

(from July 30, 2013)



- 1. Ensure a successful bond campaign**
- 2. Properly & competitively compensate employees**

Empowering Employees

Students in Jordan School District will reach their potential to achieve academically, prosper economically, and contribute to society.



Ends Policy 402 – Empowering Employees

Jordan School District employees will recognize they are valued by (1) Targeted professional development that may be school wide, leadership team driven, self-selected, or District wide, (2) Opportunity for growth by increasingly successful professional skills, (3) Recognizing employees as professionals and providing opportunities for employee input, (4) Recognizing and rewarding quality performance

Expectation Empowering Employees will be measured by:	Action Steps (Plan)	Monitoring	Professional Development	Resources
Salary Schedule Create a competitive salary schedule to recruit, attract, and retain the most qualified teachers and administrators at all levels.	(1) A District committee will be created to review salary schedules along the Wasatch Front.	(1) The District committee will make recommendations.	(1) The District committee will be provided with requested information in a timely manner.	Current: Human Resources, Accounting, Curriculum and Staff Development, Technology, etc.
Conduct comparison salary studies of classified employee job family pay and turnover rates along the Wasatch Front as the need arises.	(4) As necessary when evidenced by vacancy rates, HR and BA will collect data from Wasatch Front school districts and businesses to determine equitable salary solutions.	(4) The Business Administrator/HR in collaboration with the Superintendent will make recommendations to the Board on an as needed basis for applicable job families.	Not applicable	As applicable

- Significant pay raises three years in a row for all employees
- Additional two preparation days for teachers at all levels

Customer Service

Students in Jordan School District will reach their potential to achieve academically, prosper economically, and contribute to society.



Ends Policy 403 – Customer Service

Jordan School District educators will acknowledge, value, and support students, families, and the community by (1) Creating a welcoming culture, (2) Fostering an inclusive environment where all students are valued, (3) Addressing problems with efficiency and concern, (4) Actively partnering with parents to provide educational support to students.

<u>Expectation</u>	<u>Action Steps</u> (Plan)	<u>Monitoring</u>	<u>Professional Development</u>	<u>Resources</u>
Customer Service will be measured by:				
Anecdotal Evidence Gathering anecdotal evidence through website submissions and interactions with patrons, parents, students, and employees	(1) The District Communications Department will create a list of anecdotal evidence gathered from patrons, parents, students, and	(1) District Communications will share a list of anecdotal evidence gathered from patrons, parents, students, and employees from the	Not Applicable	Current: Communications personnel, site webmasters
Climate Surveys with parents, students, and employees	participating in the School Culture and Climate Surveys. (2) The principal will review the results of the School Culture and Climate Surveys with the	administration of School Culture and Climate Surveys to principals and Cabinet members in a timely manner. (2) The Director of Evaluations, Research, and		administrative teams

- Semi-annual reports
- Customer service seminars
- Compilation & review of surveys
- Constant coordination with cities

Safety and Security

(Physical and Emotional)

Students in Jordan School District will reach their potential to achieve academically, prosper economically, and contribute to society.



Ends Policy 404 – Safety and Security

Jordan School District educators will support and implement physically and emotionally safe school programs and procedures where learning can occur. School safety and security will be accomplished by providing a physically safe learning environment through safety and security programs which include: (1) Safe and secure buildings and grounds, (2) Emergency preparedness, (3) Student, staff, and patron safety and welfare. School safety and security will be further accomplished by encouraging each school to foster an emotionally safe and a welcoming environment. The updated district plan addressing the mental, emotional, social, and physical well-being of students, and employees will be implemented throughout the District. Each school will create a Code of Conduct in collaboration with the school administration, faculty, and School Community Council. An anti-bullying program will be an element of each school's Code of Conduct and shall include the following components: (1) Clearly articulated and defined desired actions of behavior, (2) Clearly defined rules and consequences, (3) Clearly defined reporting process, (4) Clearly defined education process for students, parents, faculty, and staff.

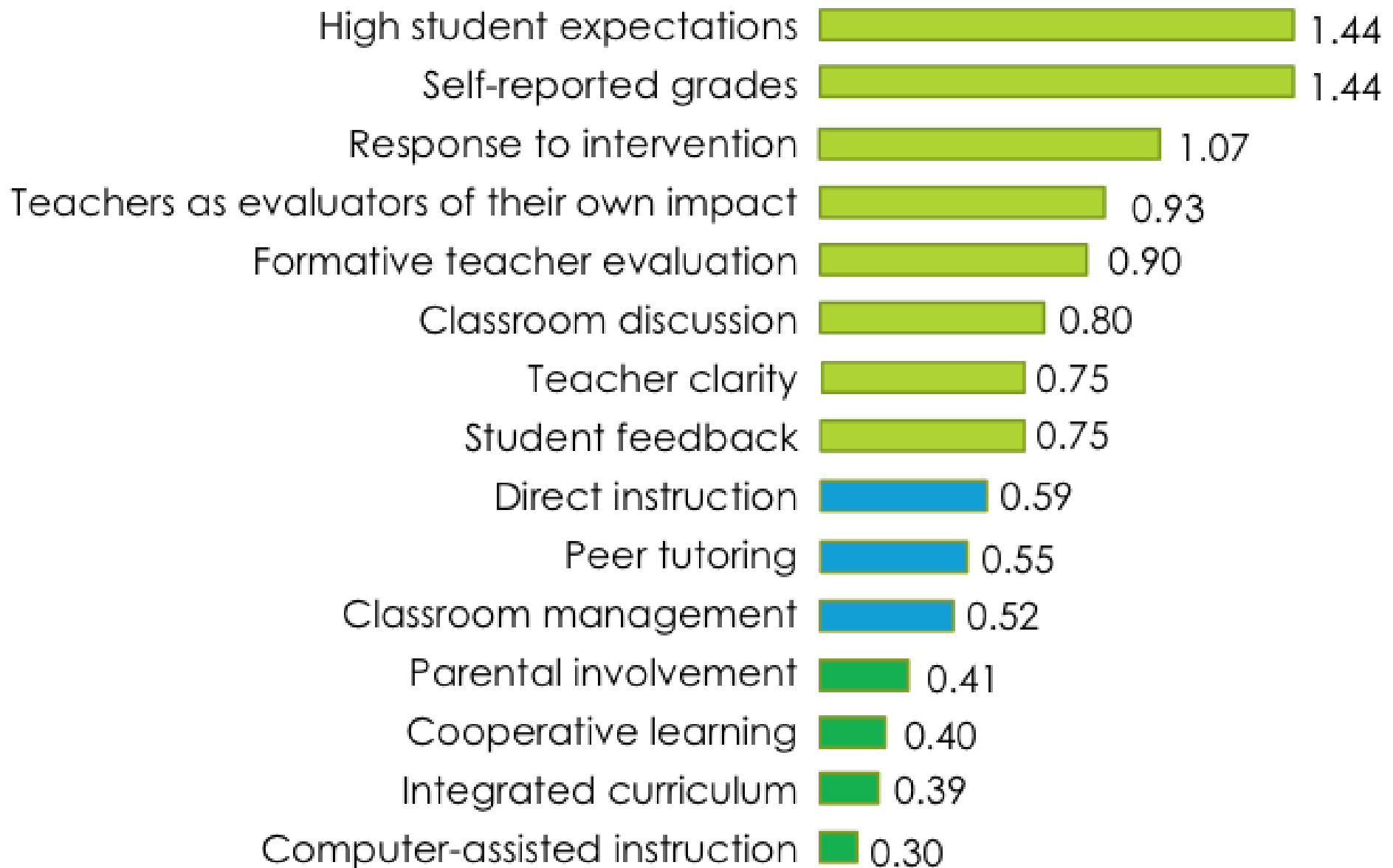
Expectation	Action Steps	Monitoring	Professional Development	Resources
Physical Safety and Security will be measured by:	(Plan)			
Jordan Safety and Security Assessments (2-4 yearly)	(1) The Department of Facility Operations will	(1) This formative assessment process is	(1) The JSD Risk Management team	Current: Cabinet, Administrators of Schools, Facility Operations, and State fire and law source, PowerPoint documents
	(4) After each school year has concluded, the	Committee).		

- Phase II Safety & Security Initiative
 - Window film
 - Repeaters (first responder communication)
 - Buzz-in systems for all elementary schools
- Expansion of Health and Wellness focus

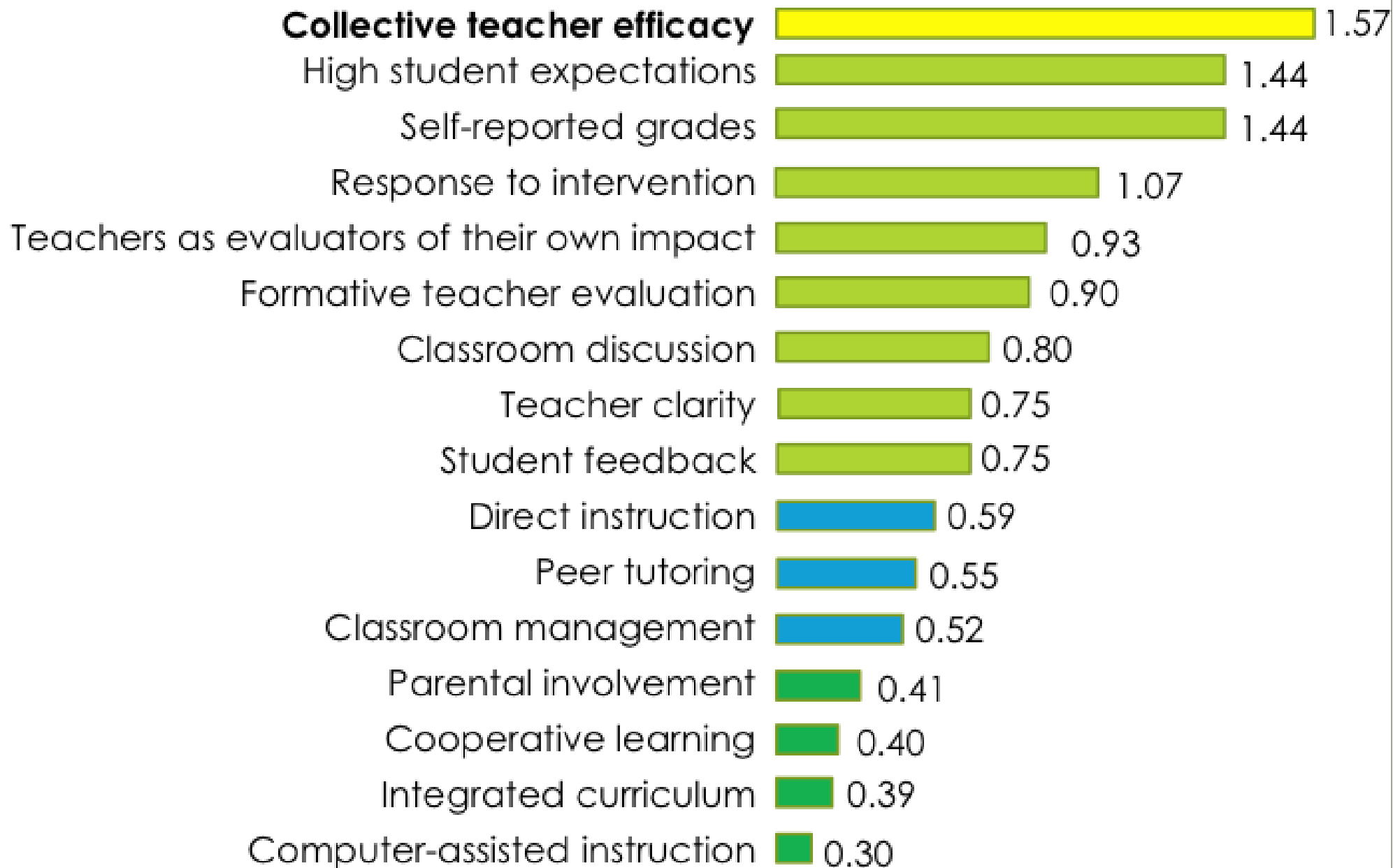
Teacher Efficacy




Examples of Various Effect Sizes



Examples of Various Effect Sizes





Collective Community Efficacy

VIEW FROM THE TOP OF THE MOUNTAIN

(from July 30, 2013)



- ✓ **Ensure a successful bond campaign**
- ✓ **Properly & competitively compensate employees**
- ✓ **Making education #1 with legislators in appropriating additional money for public education in Utah**

THANK YOU . . .



Board Members

Employees

Parents

Students

*We are a team
making it happen for
Every Child, Every Day!*

Budget Summary

- Balanced budget
- Certified tax increase
- Negotiated agreements
- Expanded teacher grant program
- Bond construction impacts
- Elimination of Non K-12 fund

Major Budget Variables

- Operational changes
- Compensation
- State revenues
- Enrollment
- Assessed valuation per student

Operational Changes

- Bond school construction
 - New high school, two new middle schools, three new elementary schools and West Jordan Middle School rebuild
- Expand grant programs
- Additional Health & Wellness grants
- Teacher Student Success Act

Compensation

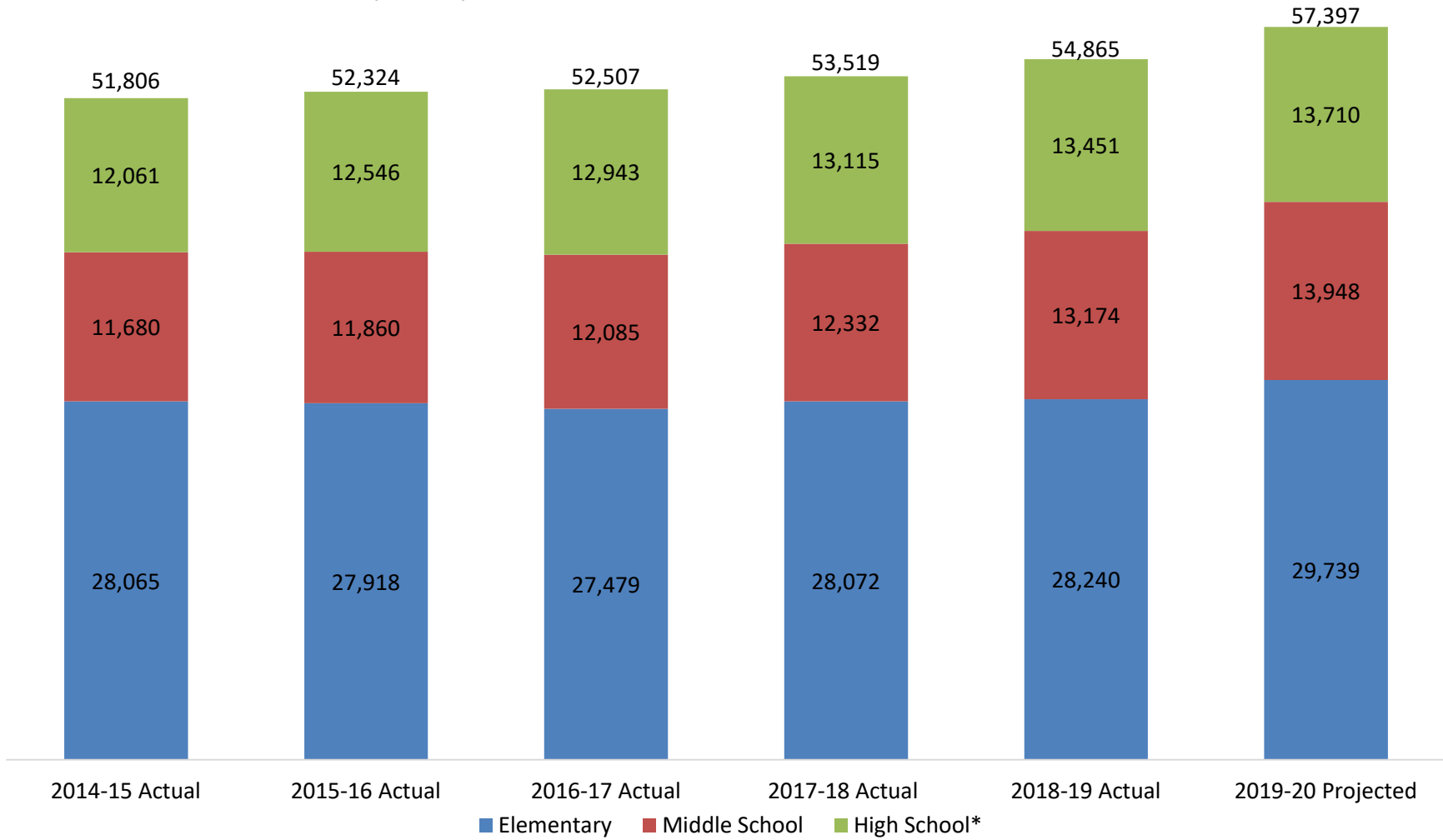
<u>Compensation Type</u>	<u>Amount Invested</u>
Steps and Lanes	\$ 5,800,000
Pay Increase	22,100,000
Expanded Teacher Grant Programs	4,500,000
Expanded Teacher Bus Duty	25,000
	<hr/>
	\$ 32,425,000
	<hr/> <hr/>

State Revenues

WPU Increase \$134 (4.1%) from \$3,395 to \$3,531	\$ 9,500,000
Transportation	500,000
Teacher and Student Success Act	8,100,000
Flexible Allocation	(5,269,690)
Local Levy Guarantee (equity funding)	2,700,000
Local Replacement Fund	100,000
	<hr/>
	<u>\$ 15,630,310</u>

Enrollment

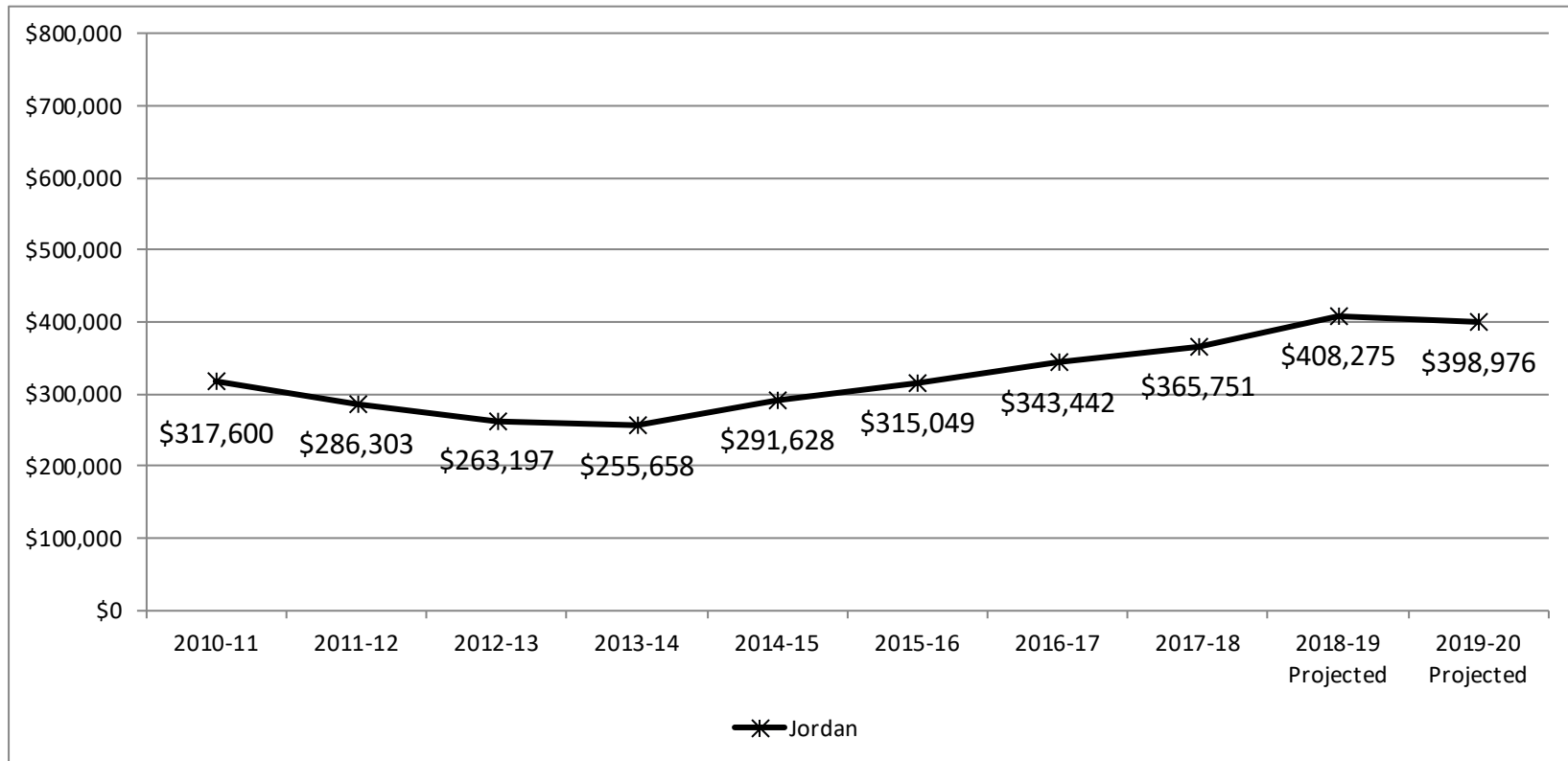
The 2019-20 projected enrollment represents an increase of 2,532 students (4.6%) from the October 1, 2018 enrollment



*Includes special schools enrollment

Assessed Valuation per Student

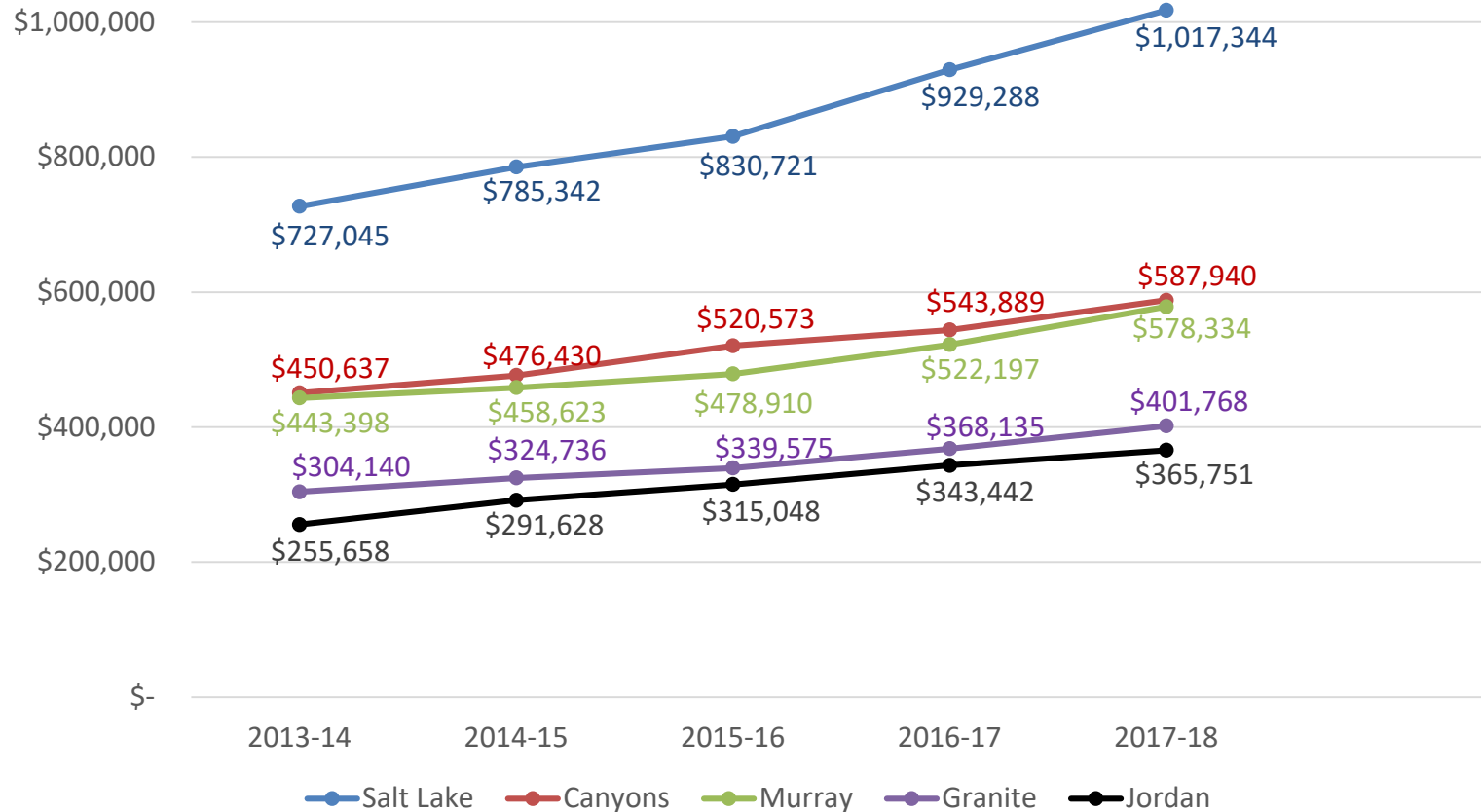
Jordan School District



Data Source for 2009-10 through 2017-18: Utah State Board of Education

Assessed Valuation per Student

Salt Lake County School Districts
Five-Year Comparison



Data Source: Utah State Board of Education

AV Per Student Yield Without Equity

Salt Lake County School Districts
2017-18 Comparison

	<u>AV / Student*</u>	<u>0.001 Tax Yield / Student</u> (\$55 / \$100K)	<u>\$ Generated / Student at JSD Tax Levy</u> 0.004835	<u>\$ Amount / Student > JSD</u>
Salt Lake	\$ 1,017,344	\$ 1,017	\$ 4,919	\$ 3,150
Canyons	587,940	588	2,843	1,074
Murray	578,334	578	2,796	1,028
Granite	401,768	402	1,943	174
Jordan	365,751	366	1,768	-

*Data Source: Utah State Board of Education

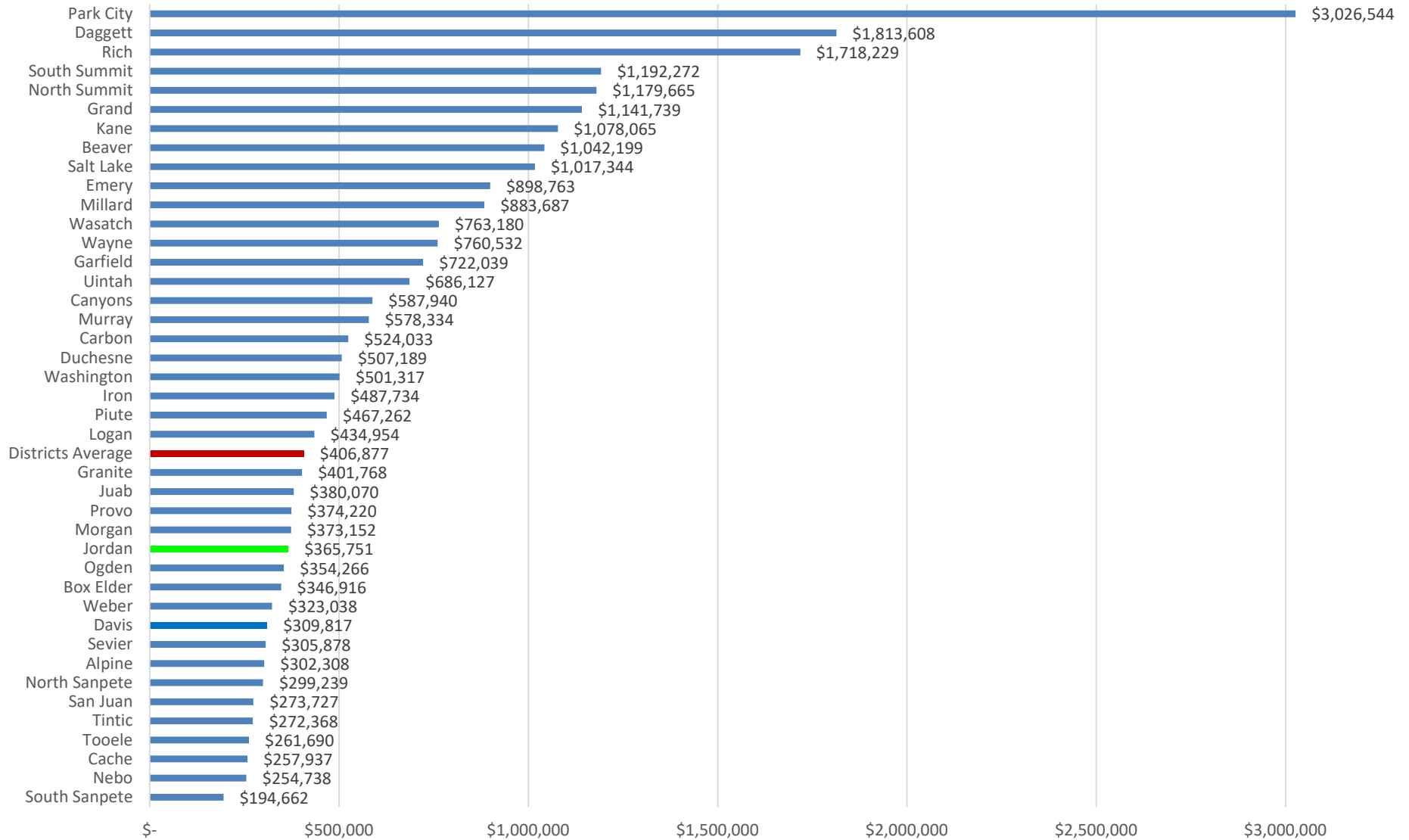
AV Per Student Yield With Equity

Salt Lake County School Districts
2017-18 Comparison

	<u>\$ Generated / Student at JSD Tax Levy</u>	<u>Equity / Student</u>	<u>Total \$ / Student</u>	<u>\$ Generated / Student > JSD</u>
	0.004835			
Salt Lake	\$ 4,880	\$ -	\$ 4,880	\$ 2,847
Canyons	2,830	-	2,830	798
Murray	2,875	-	2,875	843
Granite	1,934	362	2,296	264
Jordan	1,763	269	2,032	-

AV Per Student

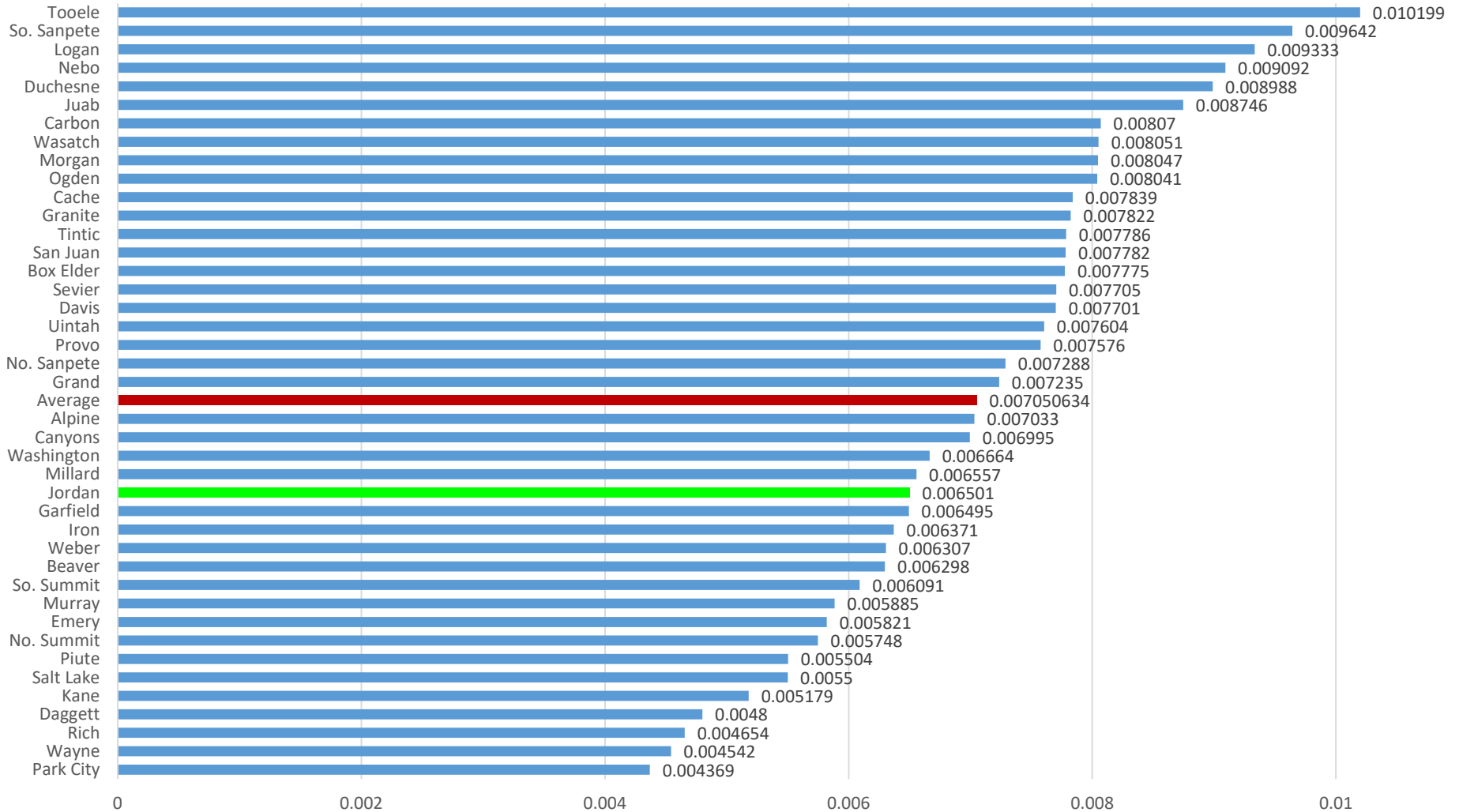
Statewide School Districts – 2017-18 Comparison



Tax Rates

Statewide School Districts – 2018-19 Comparison

Total Tax Rate for Fiscal Year 2018-19

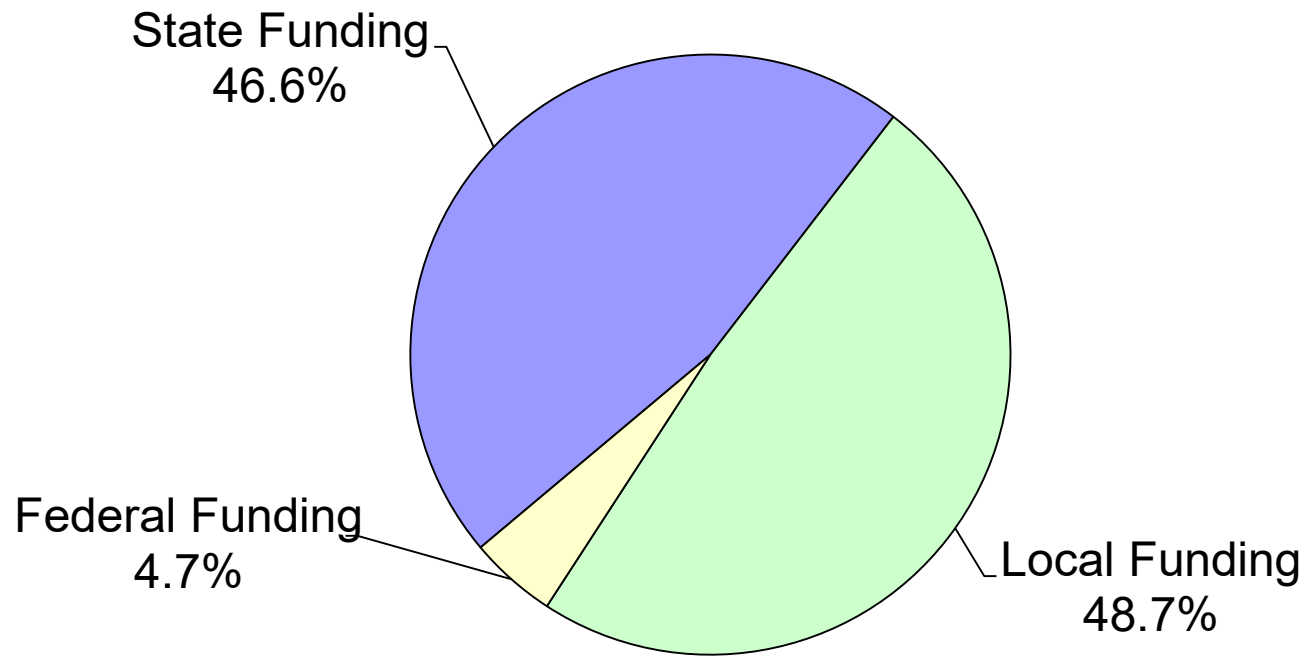


Financial Overview

District-wide
General Fund
Debt Service Fund
Capital Projects Fund
Nutrition Services Fund
Self-Insurance Fund
Pass-Through Taxes Fund
Non K-12 Fund
Jordan Education Fund
Student Activities Fund

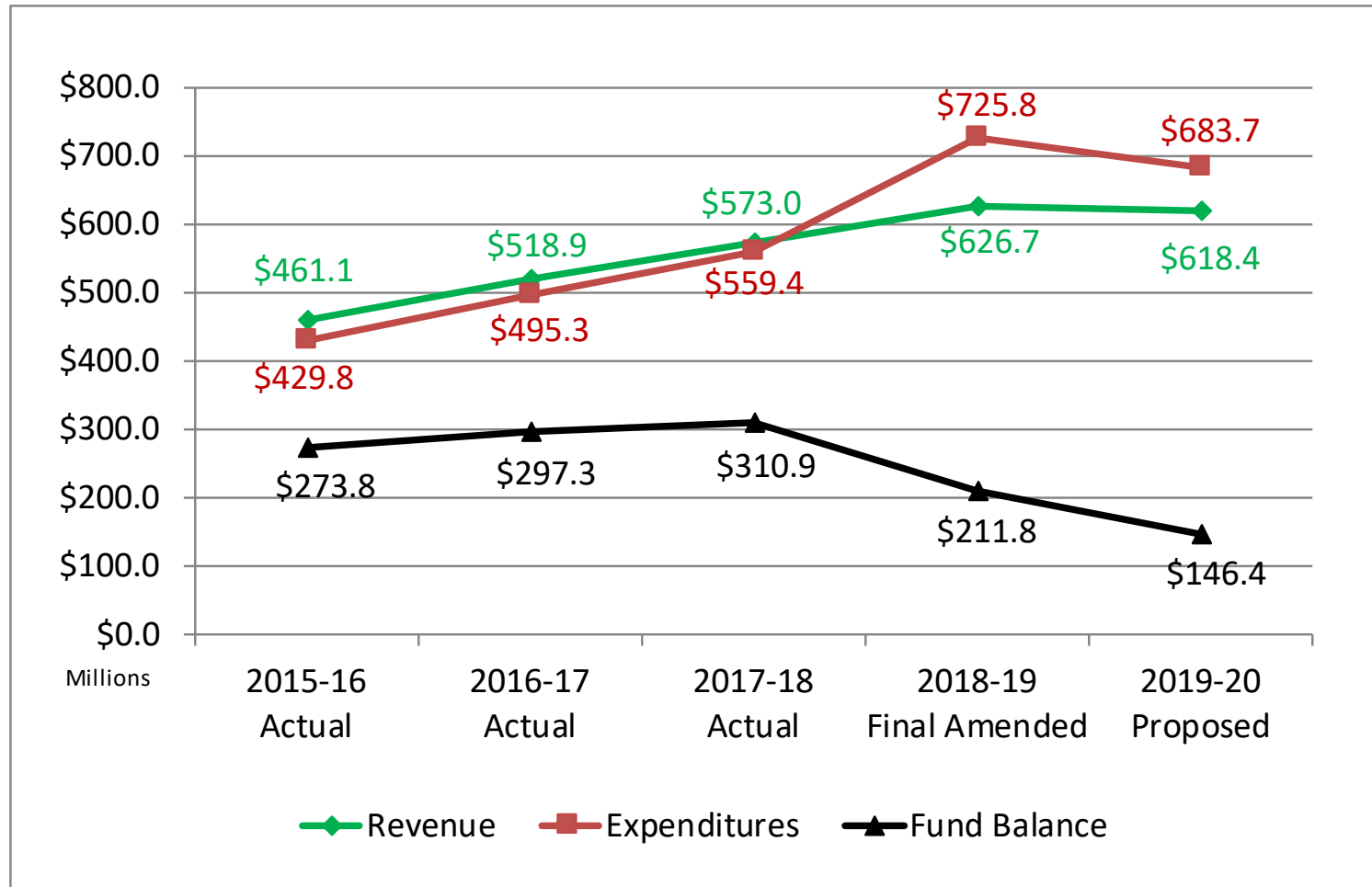
District-wide

Revenue Sources



District-wide

Financial Overview



- Notes:
- 1) The 2018-19 estimated revenues are overstated by the deferred revenue that will be determined as of June 30, 2019.
 - 2) The 2018-19 estimated expenditures are overstated by the deferred revenue and school carry-overs that will be determined as of June 30, 2019.
 - 3) The 2019-20 estimated expenditures are overstated by contingencies.
 - 4) Fund balance amounts are as of the end of the fiscal year indicated.

General Fund

- *Purpose*
 - Salaries and benefits
 - Textbooks and supplies
 - Utilities

General Fund

Fund Balance Details

	Projected <u>2019-20</u>	<u>Purpose</u>
Inventories	\$ 1.3	Inventory items
Economic Stabilization	19.8	Rainy day fund
Personnel	1.1	West Jordan Feeder
	5.5	Educator grants
	10.0	Health insurance
Compensated Absences	3.9	Vacation accrual*
Retiree Benefits	<u>32.0</u>	Frozen retirement reserve*
TOTAL	<u>\$ 73.6</u>	
	Millions	

*On November 23, 2010, the Board of Education committed fund balance to fully cover these benefits.

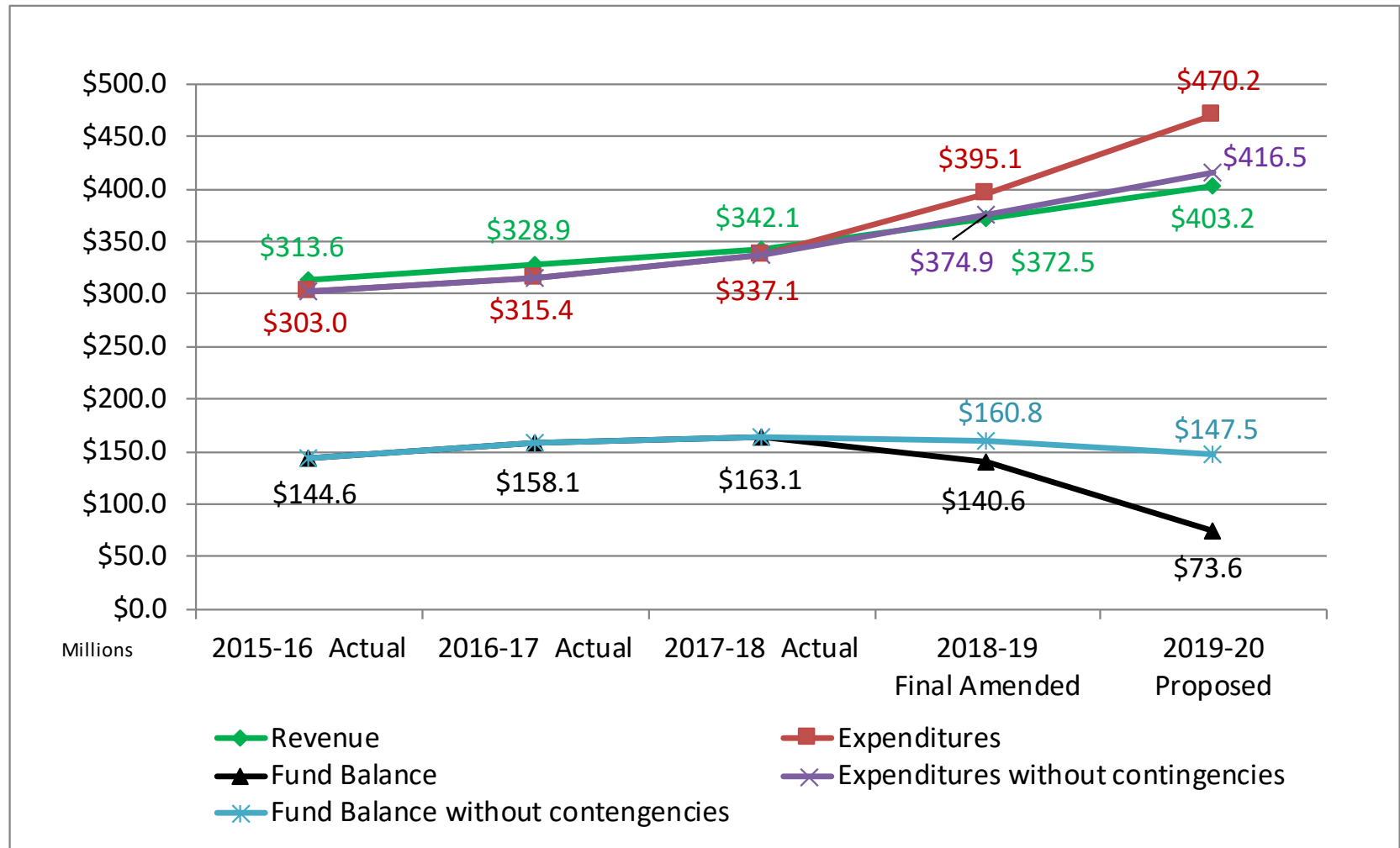
General Fund

Fund Balance Details

FUND BALANCE	<u>Actual</u> 2017-18	Final <u>Amended</u> 2018-19	Proposed <u>2019-20</u>
Nonspendable			
Inventories	\$ 904,430	\$ 1,300,000	\$ 1,300,000
Restricted for			
Programs	6,256,538	-	-
Committed to			
Contractual Obligations	1,257,302	-	-
Economic Stabilization	18,200,000	19,800,000	19,800,000
Compensated Absences	3,887,954	3,900,000	3,900,000
Retiree Benefits	43,223,884	37,500,000	32,000,000
West Jordan Feeder	3,403,027	2,250,000	1,100,000
Educator Grants	11,000,000	8,000,000	5,500,000
Assigned to			
Educational Programs	6,284,355	-	-
Personnel	36,068,014	35,409,367	10,000,000
Unassigned	<u>32,638,901</u>	<u>32,397,680</u>	<u>-</u>
 Total Fund Balance	 \$ <u><u>163,124,405</u></u>	 \$ <u><u>140,557,047</u></u>	 \$ <u><u>73,600,000</u></u>
 Without contingencies and carry-overs		 \$ 160,796,237	 \$ 147,540,731

General Fund

Financial Overview



- Notes:
- 1) The 2018-19 estimated revenues are overstated by the deferred revenue that will be determined as of June 30, 2019.
 - 2) The 2018-19 estimated expenditures are overstated by the deferred revenue and school carry-overs that will be determined as of June 30, 2019.
 - 3) The 2019-20 estimated expenditures are overstated by contingencies.
 - 4) Fund balance amounts are as of the end of the fiscal year indicated.

General Fund

Summary of Functions

Function Name/Examples of Activity

INSTRUCTION

Student classroom costs; teachers, substitutes, textbooks, supplies, etc.

SUPPORT SERVICES

Students

Nurses, psychologists, counselors, Guidance, Planning and Student Services

Instructional Staff

Curriculum, teacher professional development, media centers, testing

District Administration

Board of Education, superintendent, business administrator, administrators of schools, legal services

School Administration

Principals, assistant principals, office staff, registrars, school postage

Business

Accounting, Payroll, Purchasing, liability premiums

Operations and Maintenance

Utilities, Custodial, Maintenance, Central Warehouse, property management

Transportation

Student transportation to and from school, field trips

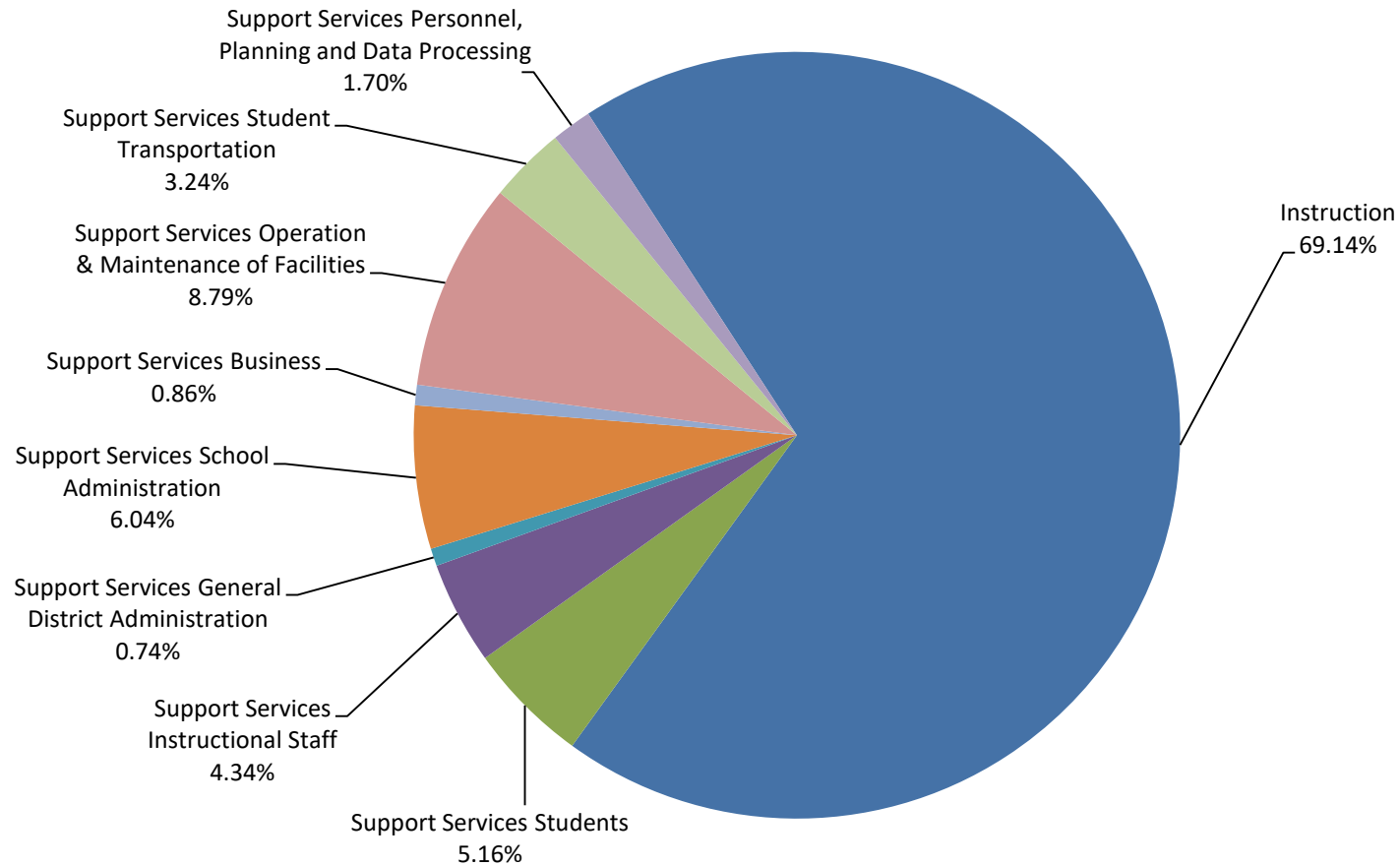
Other Central

Human Resources, Information Systems, Communications, Insurance Services

General Fund

Proposed Expenditures

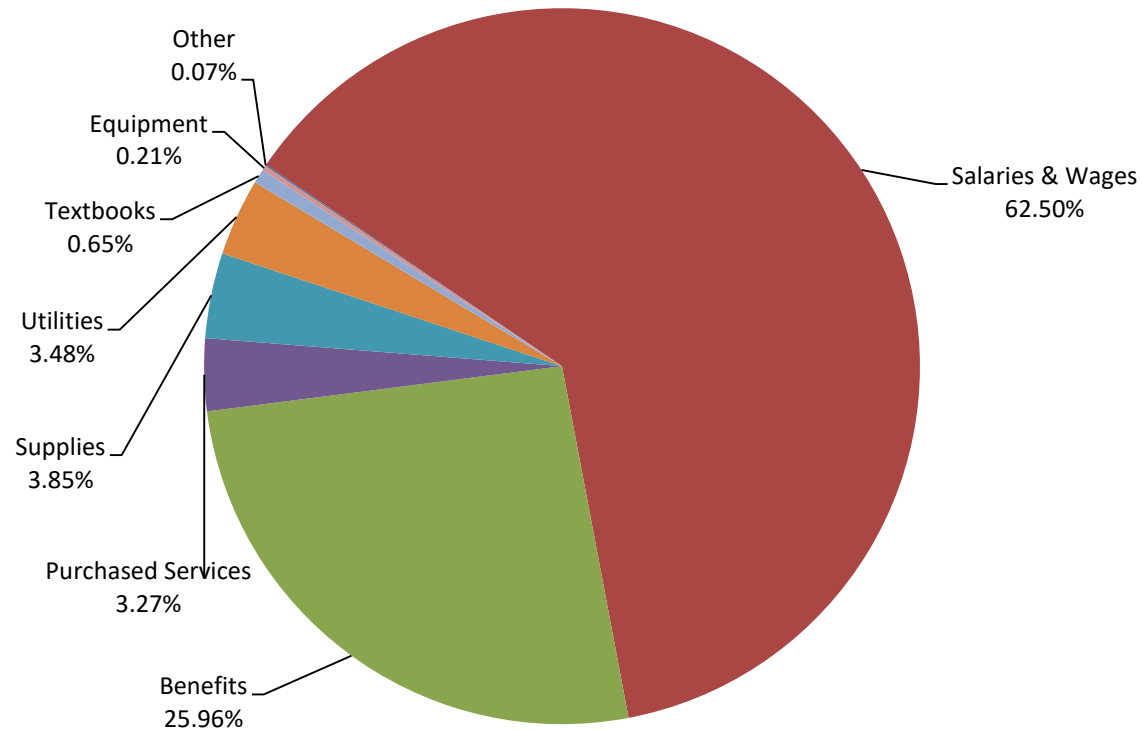
General Fund Budgeted Expenditures by Function



General Fund

Proposed Expenditures

Expenditures by Object

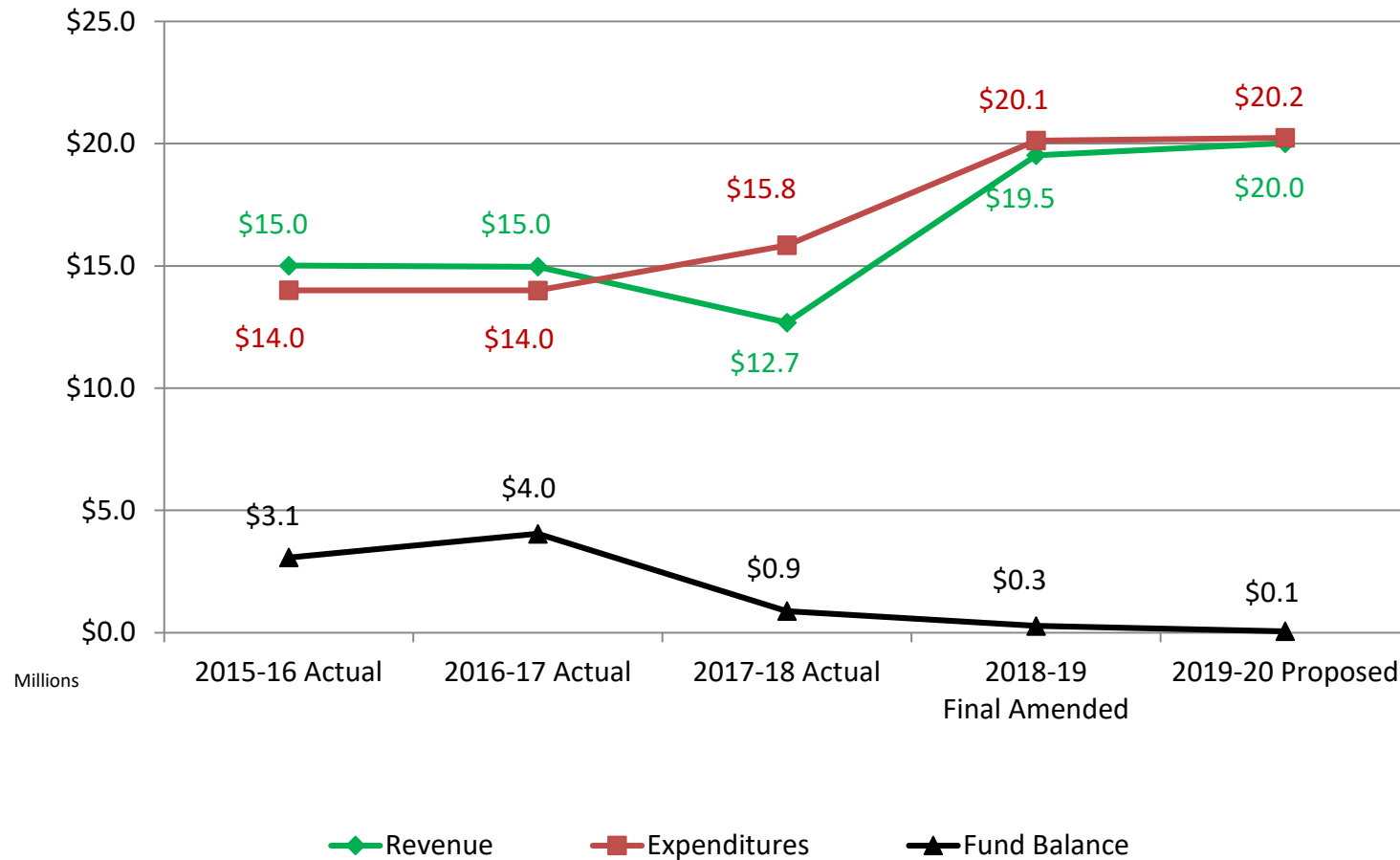


Debt Service

- *Purpose*
 - Mortgage payments for bonded indebtedness

Debt Service

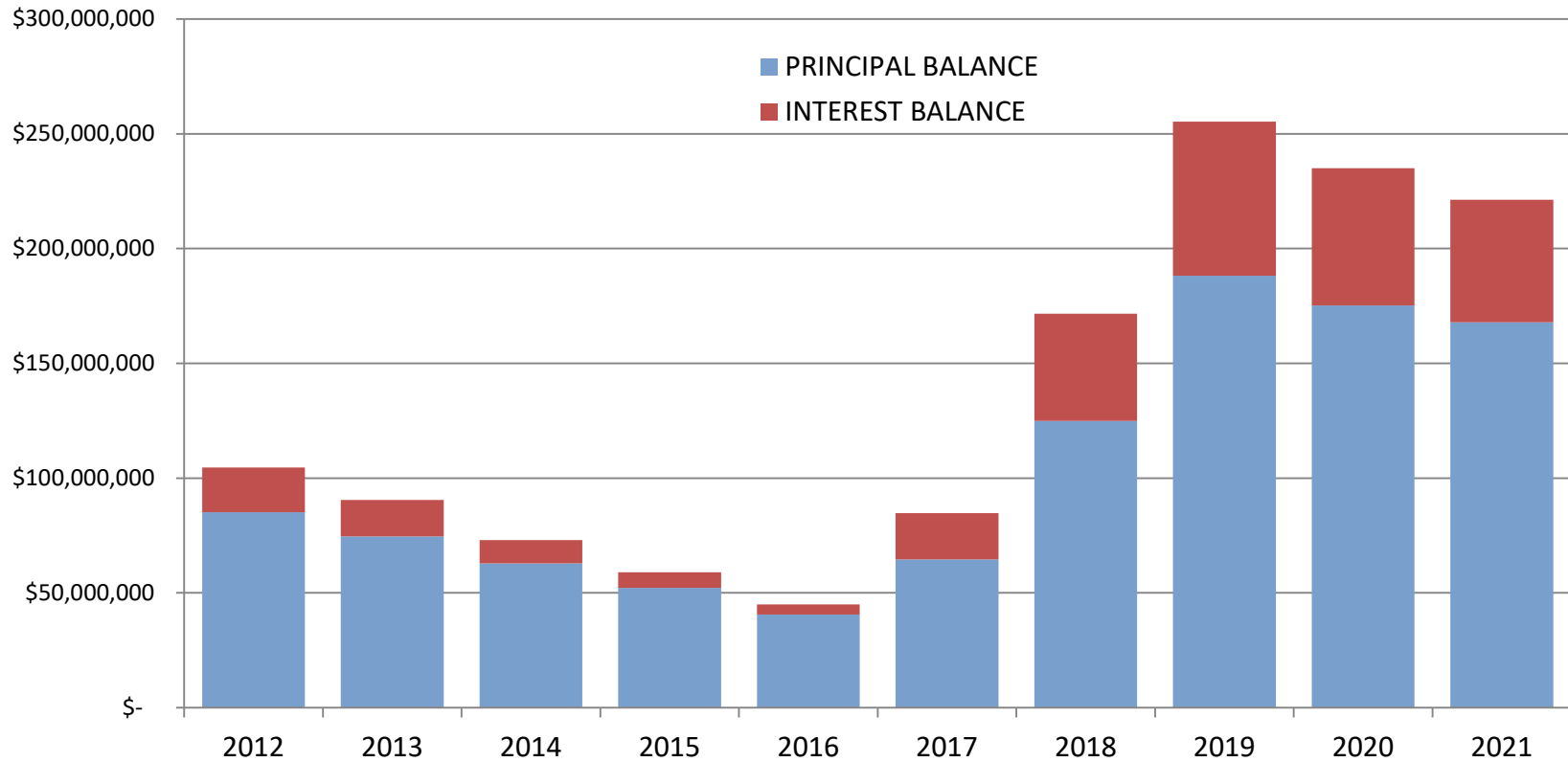
Financial Overview



Note: Fund balance amounts are as of the end of the fiscal year indicated

Debt Service

Outstanding Debt – General Obligation Bonds

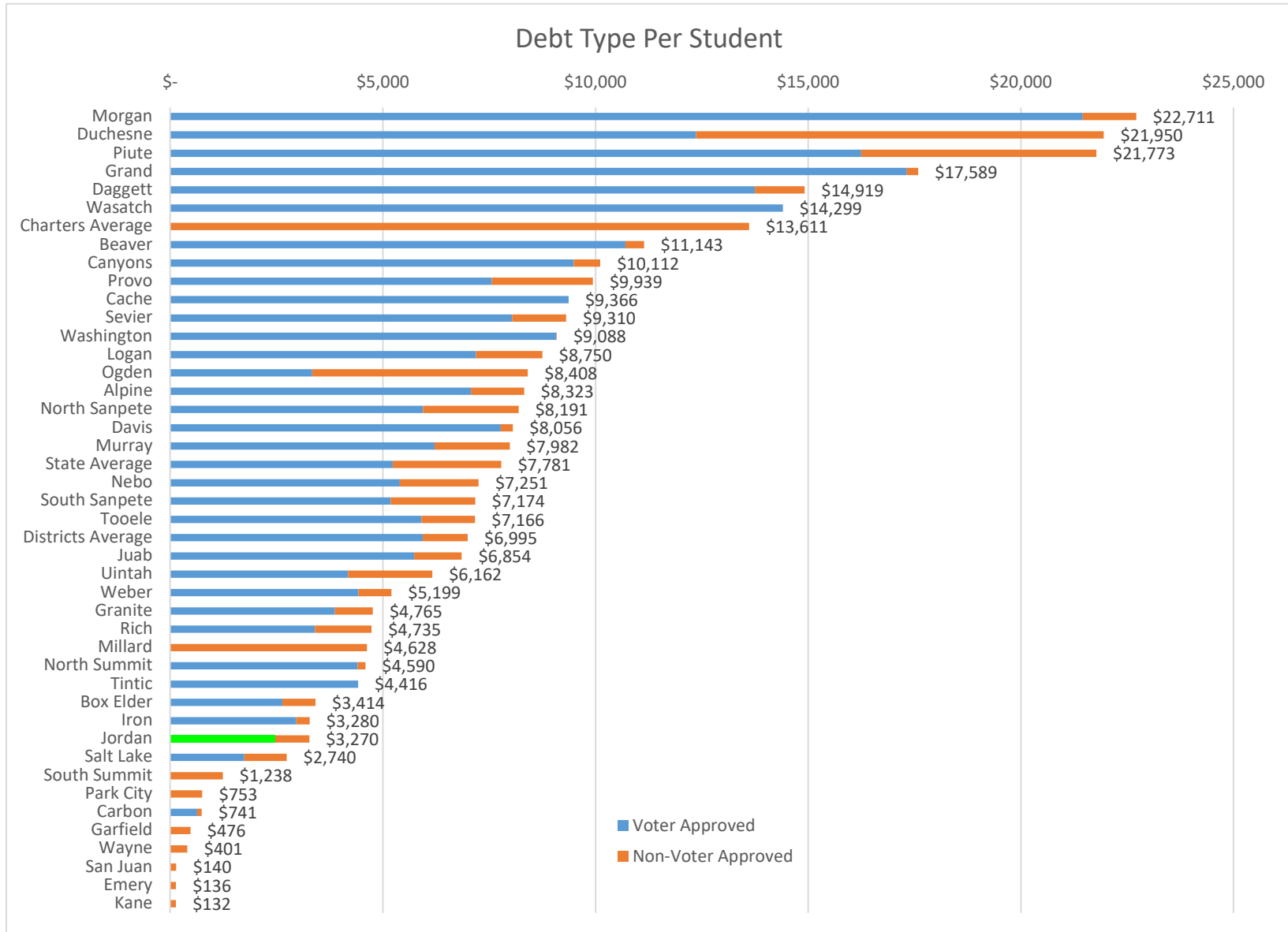


2020 Additional legal debt incurring capacity: \$1.1 billion

Note: \$9 million outstanding Qualified School Construction Bonds are not included above; they are repaid from the Capital Projects Fund

Long Term Debt Per Student

Statewide School Districts – 2017-18 Comparison

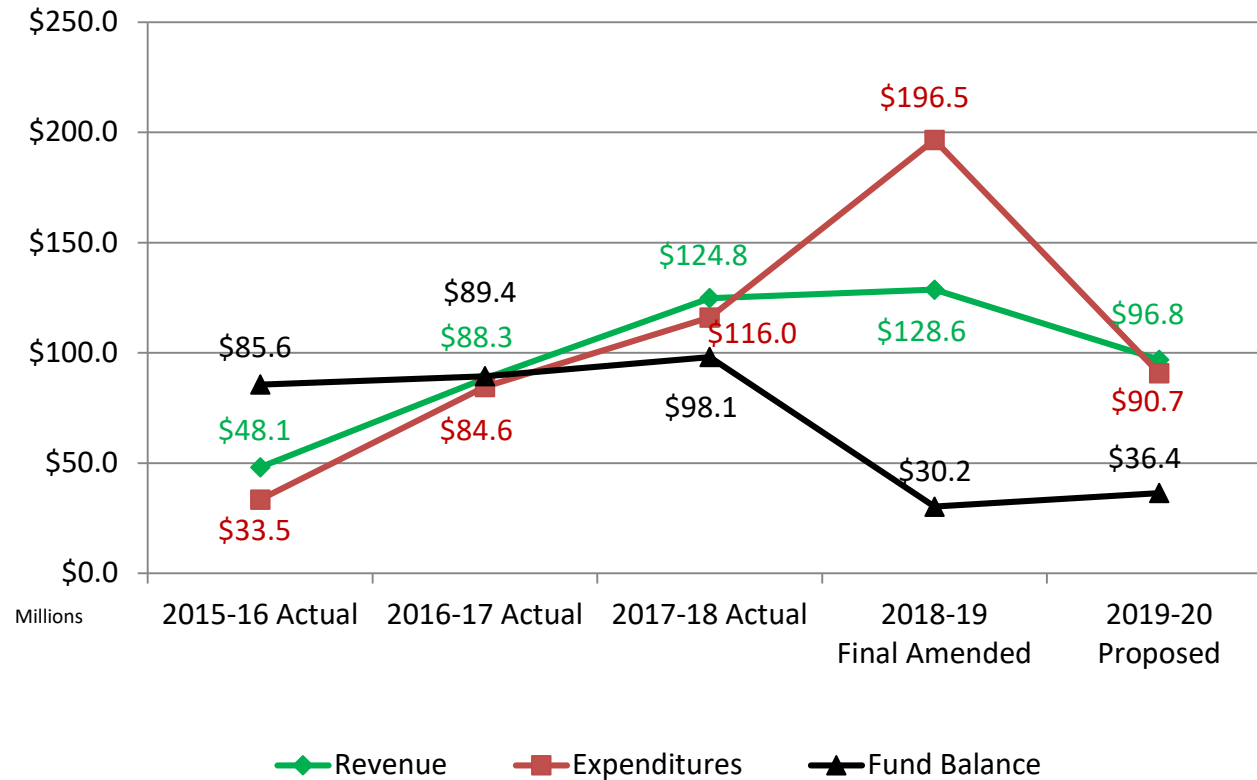


Capital Projects

- *Purpose*
 - Building, remodeling and renovation
 - New construction
 - Equipment purchases
 - Buses

Capital Projects

Financial Overview



Note: Fund balance amounts are as of the end of the fiscal year indicated

Capital Projects

- Bond construction schools
 - Mountain Ridge High School (Herriman) – 2019
 - Mountain Creek Middle School (South Jordan) – 2019
 - Rebuild of West Jordan Middle School – 2019
 - Mountain Point Elementary School (Bluffdale) – 2019
 - Ridge View Elementary School (Herriman) – 2019
 - Hidden Valley Middle School (Bluffdale) - 2020
 - Elementary School (West Jordan) - 2020

Nutrition Services

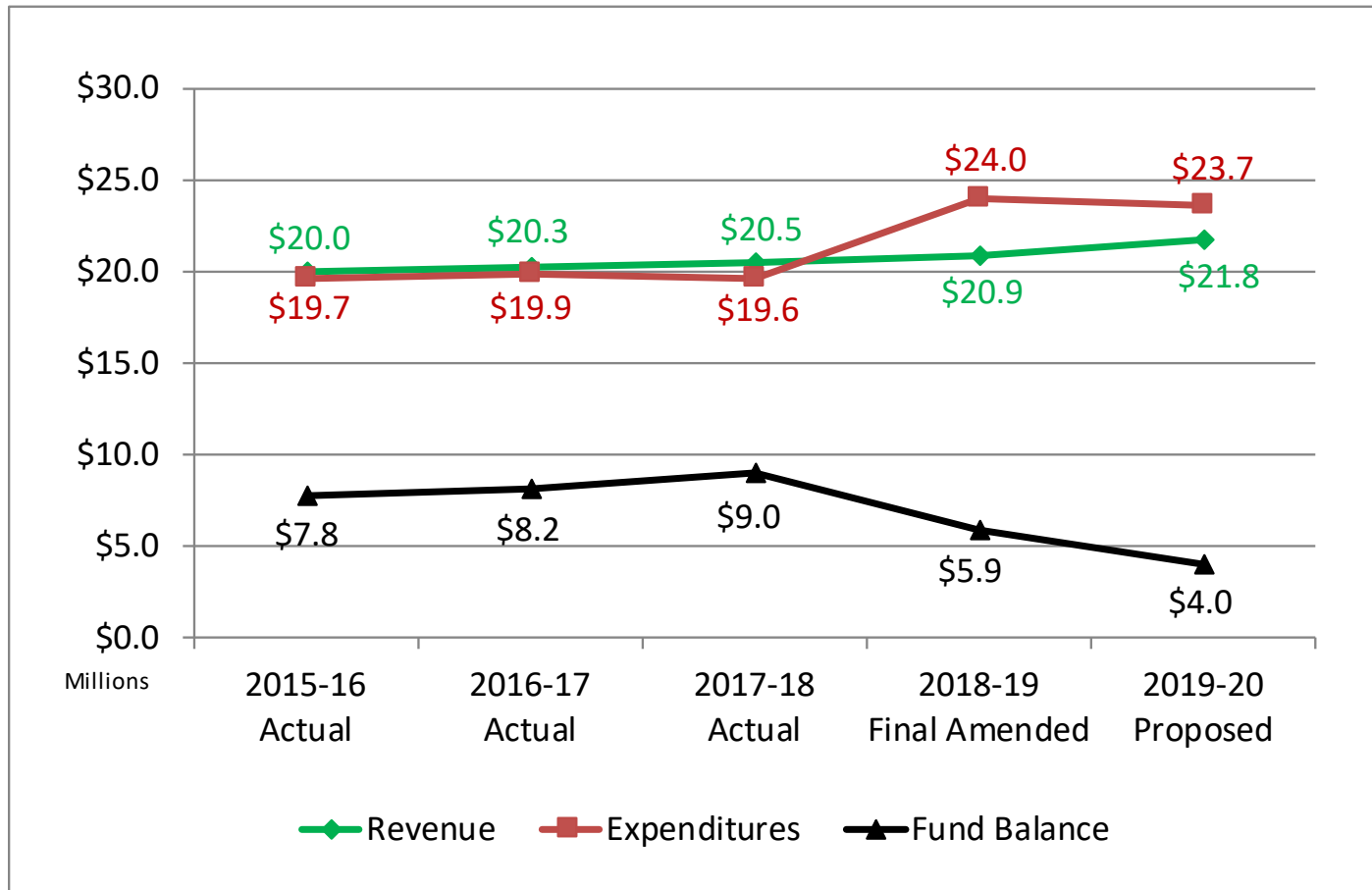
- *Purpose*
 - School lunch and breakfast programs

Note:

- 1) Local property taxes are not involved in the operation of the Nutrition Services program
- 2) No increase in lunch/breakfast prices for 2019-20
- 3) Student lunch/breakfast prices have not increased since 2009-10

Nutrition Services

Financial Overview



Note: Fund balance amounts are as of the end of the fiscal year indicated

Self-Insurance Fund

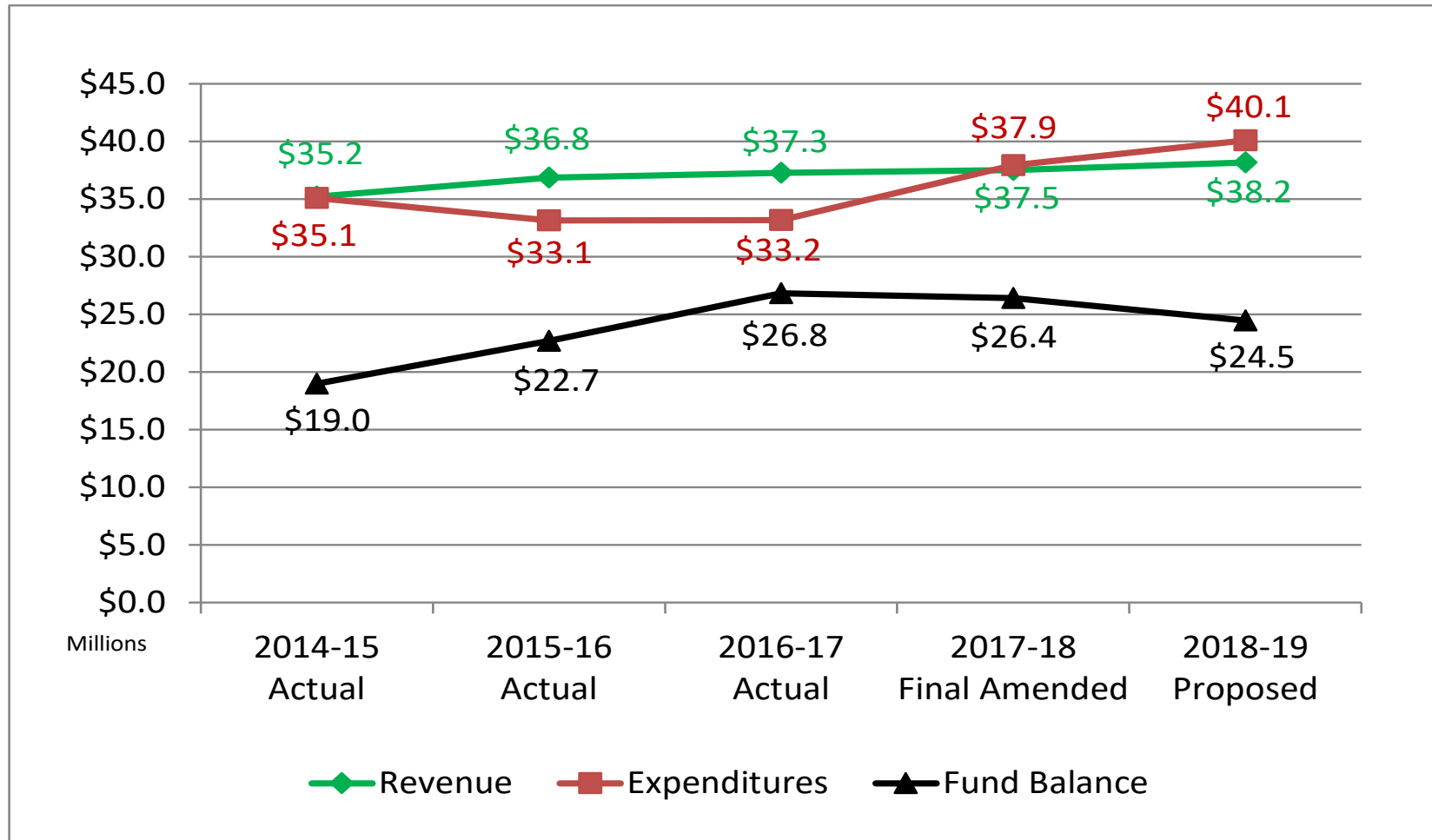
- *Purpose*
 - Health and Accident
 - Workers' Compensation
 - Disability
 - Life Insurance

Note:

- 1) No premium increase since the 2015-16 fiscal year

Self-Insurance Fund

Financial Overview



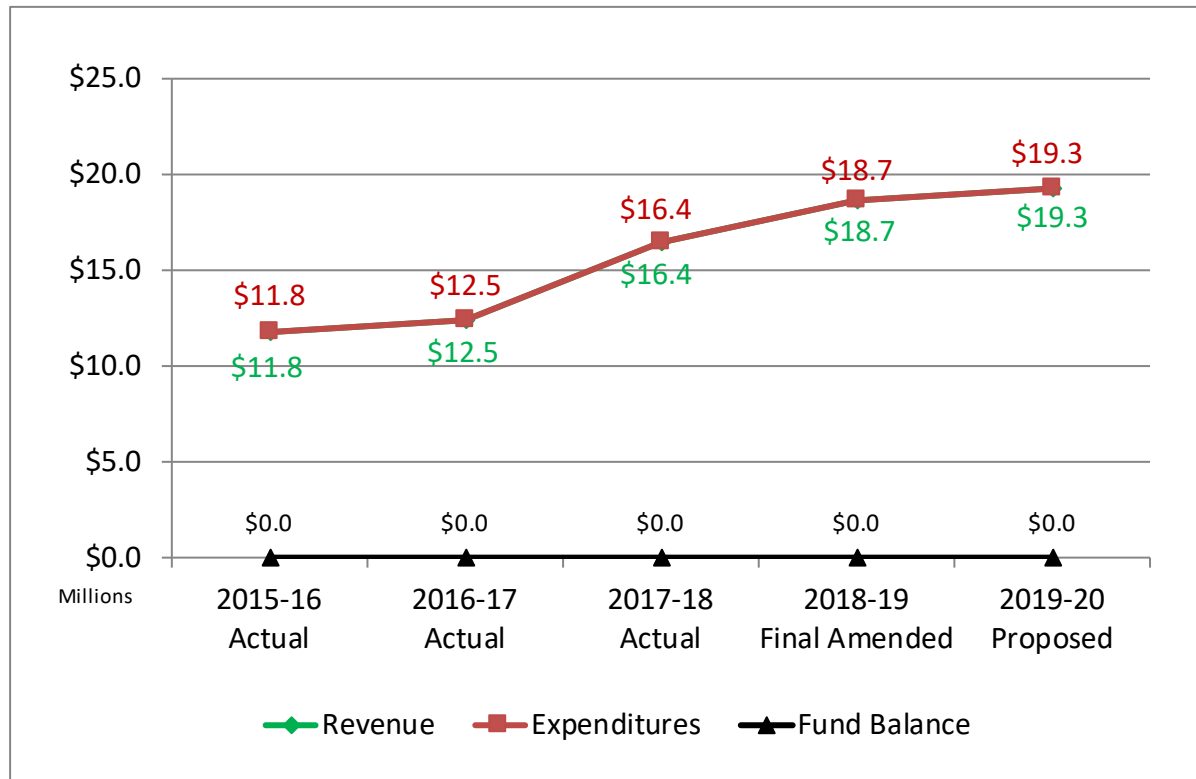
Note: Fund balance amounts are as of the end of the fiscal year indicated

Pass-Through Taxes Fund

- *Purpose*
 - Utah State Auditor required school districts to recognize tax increment sent to municipalities as revenue and as expenditure beginning in 2014-15
 - Utah State Board of Education required school districts to report contributions to the Charter School Local Replacement Fund in the Tax Increment Fund beginning in 2017-18

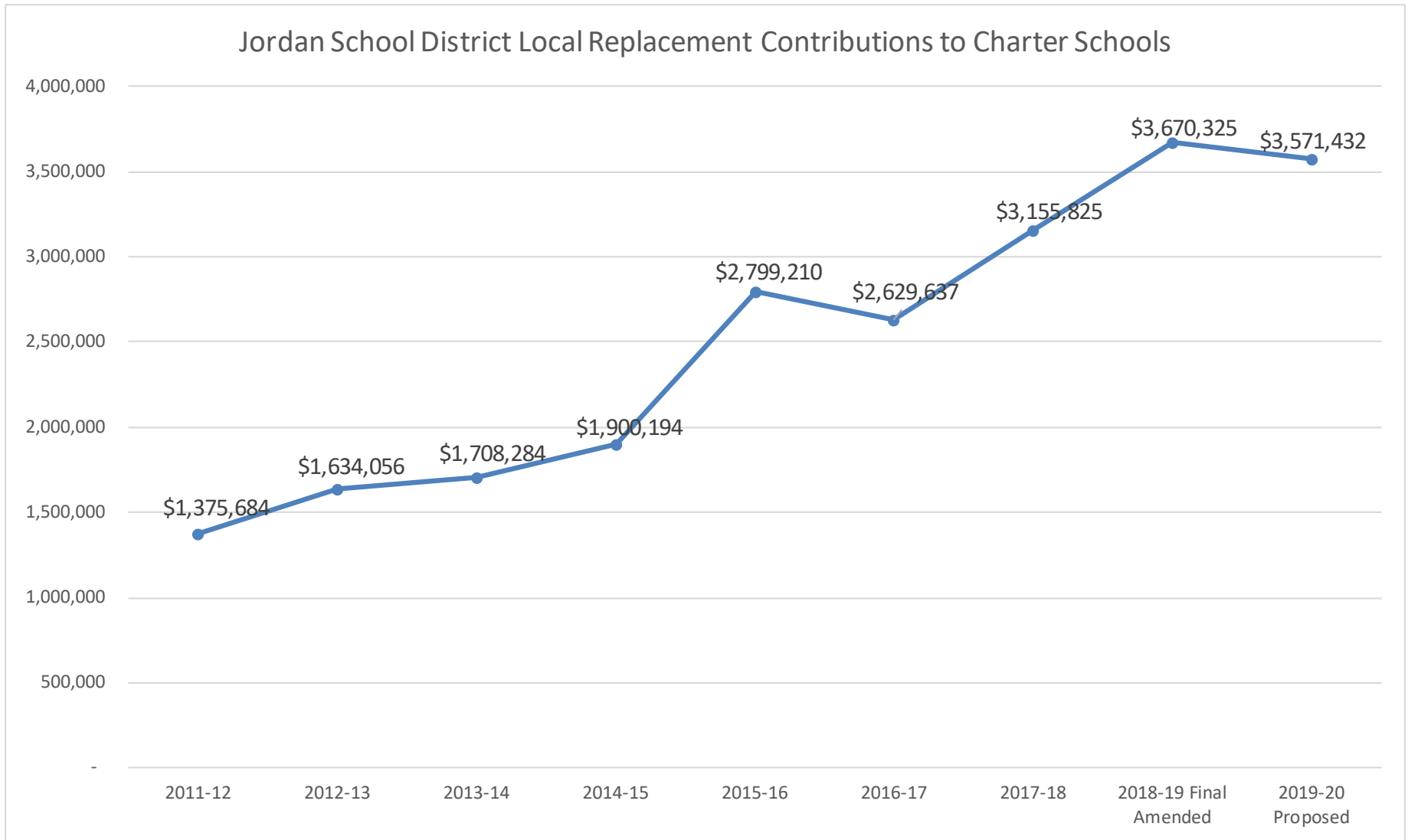
Pass-Through Taxes Fund

Financial Overview



Note: Tax revenues collected are transferred to other governmental agencies; therefore, the fund balance will always be zero.

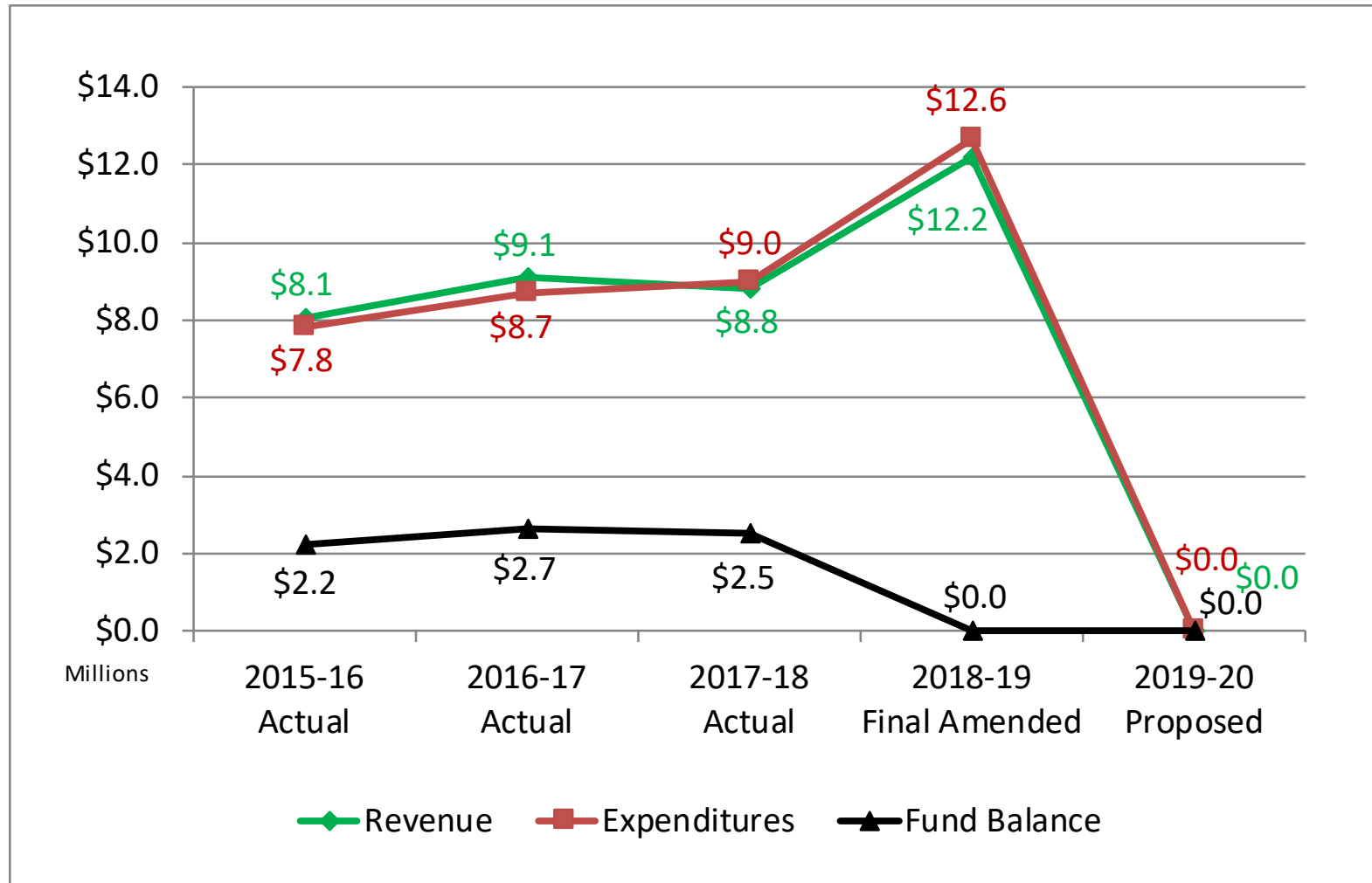
Pass-Through Taxes Fund



Non-K through 12

- Purpose:
 - Contains programs like preschool, adult education, and early intervention.
 - It is proposed the Non-K through 12 Fund be consolidated with the General Fund at the close of 2018-19.
 - State no longer uses a Non-K through 12 Fund to track expenditures and has been consolidated with the General Fund in State reports.

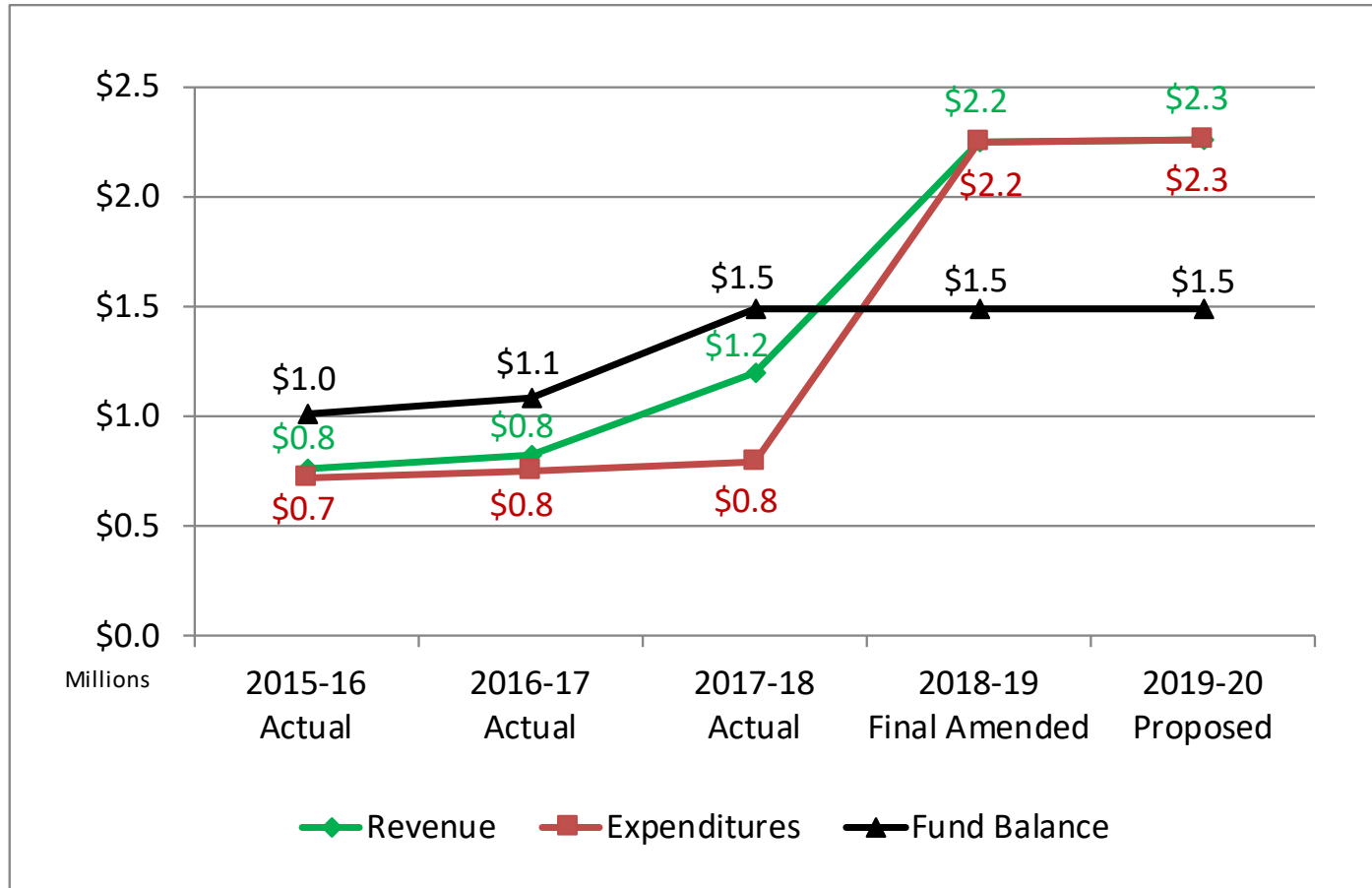
Non-K through 12



Jordan Education Foundation

- Purpose
 - Support the mission and vision of Jordan School District
 - Community outreach to spread the word about the positive things happening within Jordan School District

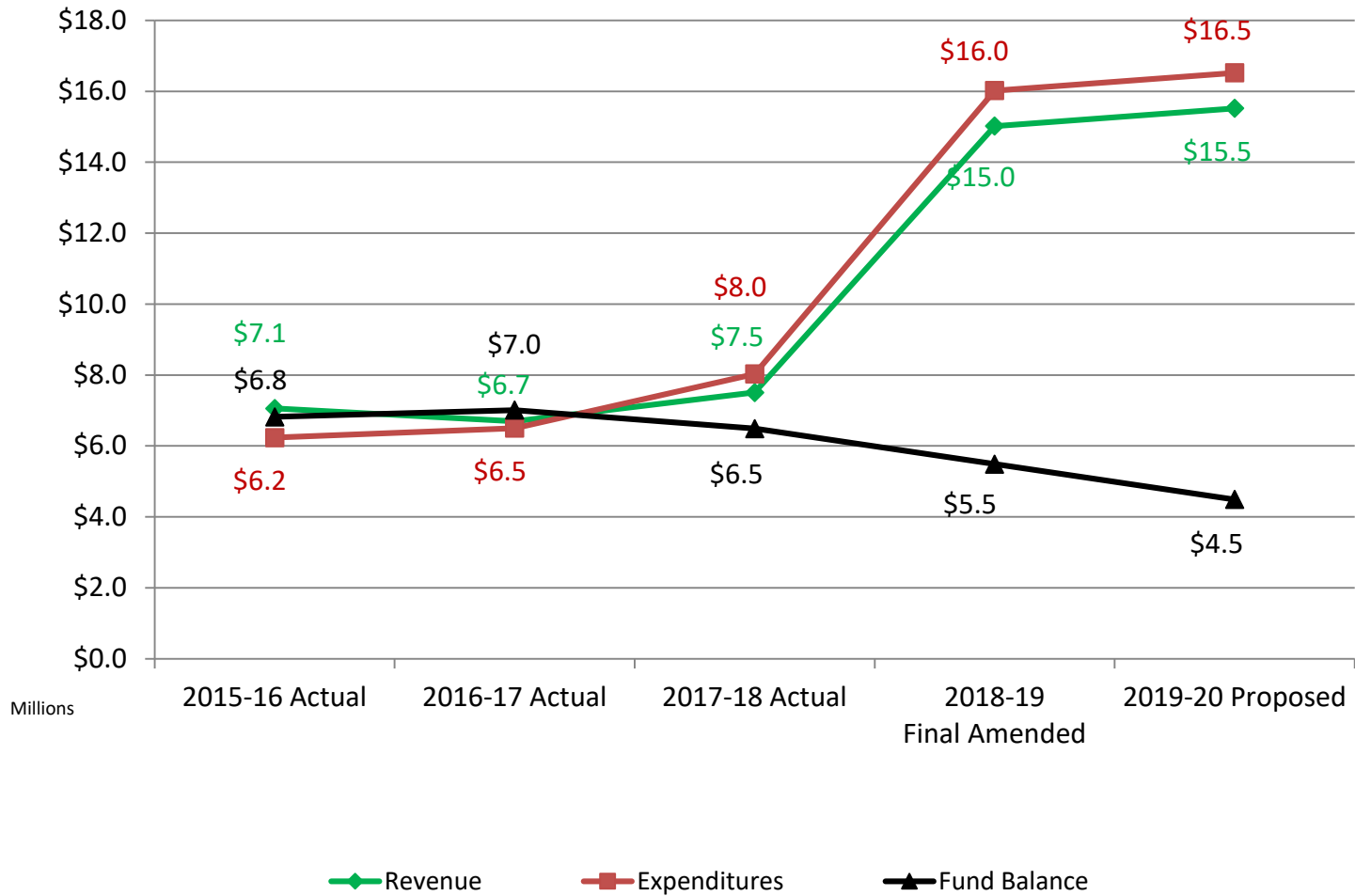
Jordan Education Foundation



Student Activities

- Purpose
 - Student Fees
 - Student Activities
 - School Donations
 - School Fundraisers
 - Extracurricular Activities
- Change was made at the state level on how these activities are recognized. Funds entering the district for any of the items above must now be recognized as revenue instead of as a liability.

Student Activities



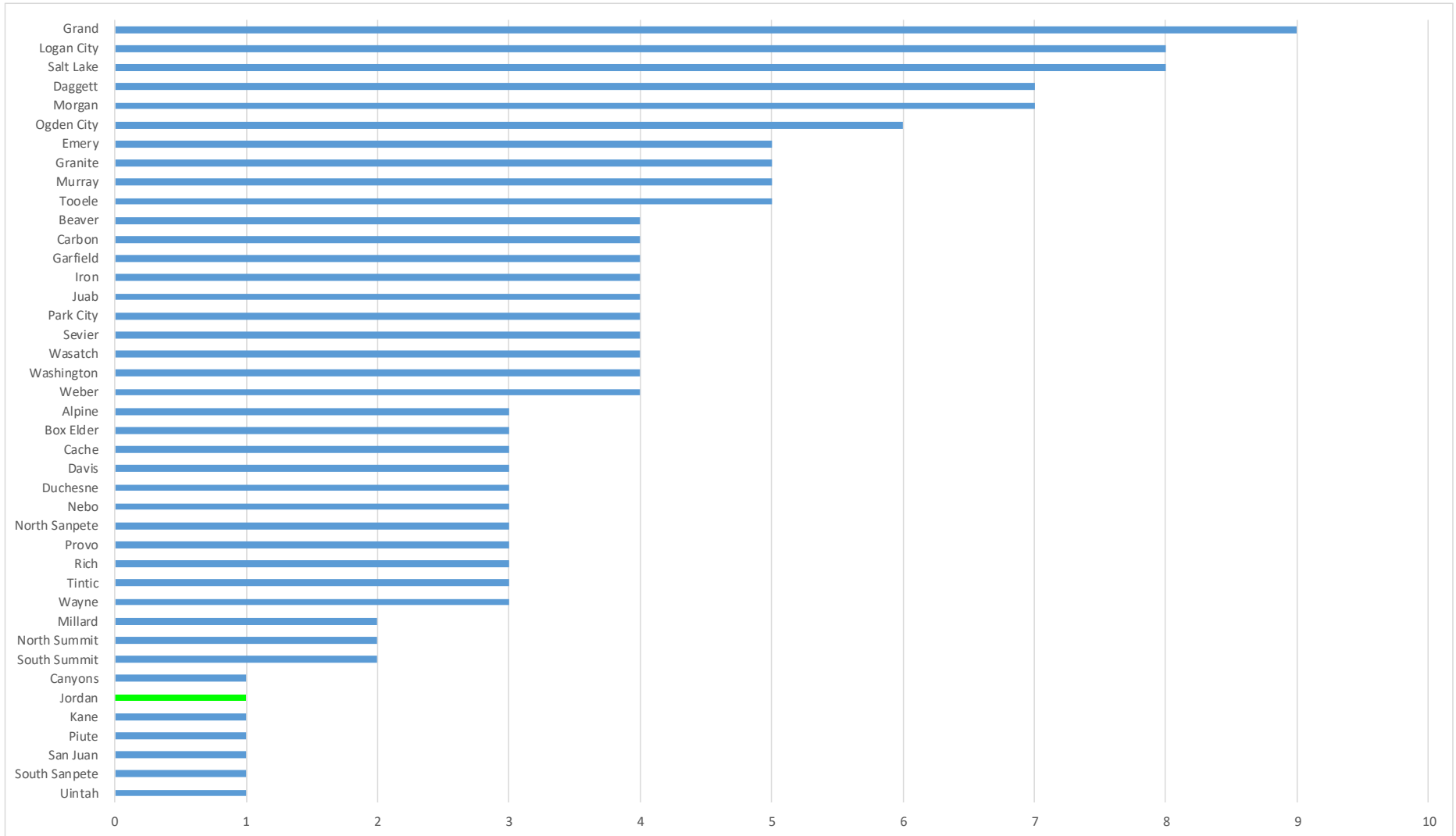
Truth-in-Taxation Hearing

A Truth-in-Taxation hearing
is scheduled this year at
Riverton High School, on
August 6, 2019 at 6:00 P.M.

Tax Rates

- The proposed 2019-20 tax rate will reflect a certified tax rate with Jordan School District plus new growth along with a proposed board levy increase sufficient to raise an additional \$X.X million.
- The actual tax rate for 2019-20 is undetermined because the assessed valuation and certified tax rates are still being calculated by Salt Lake County and the Utah State Tax Commission.

Number of Truth-in-Taxation hearings by District

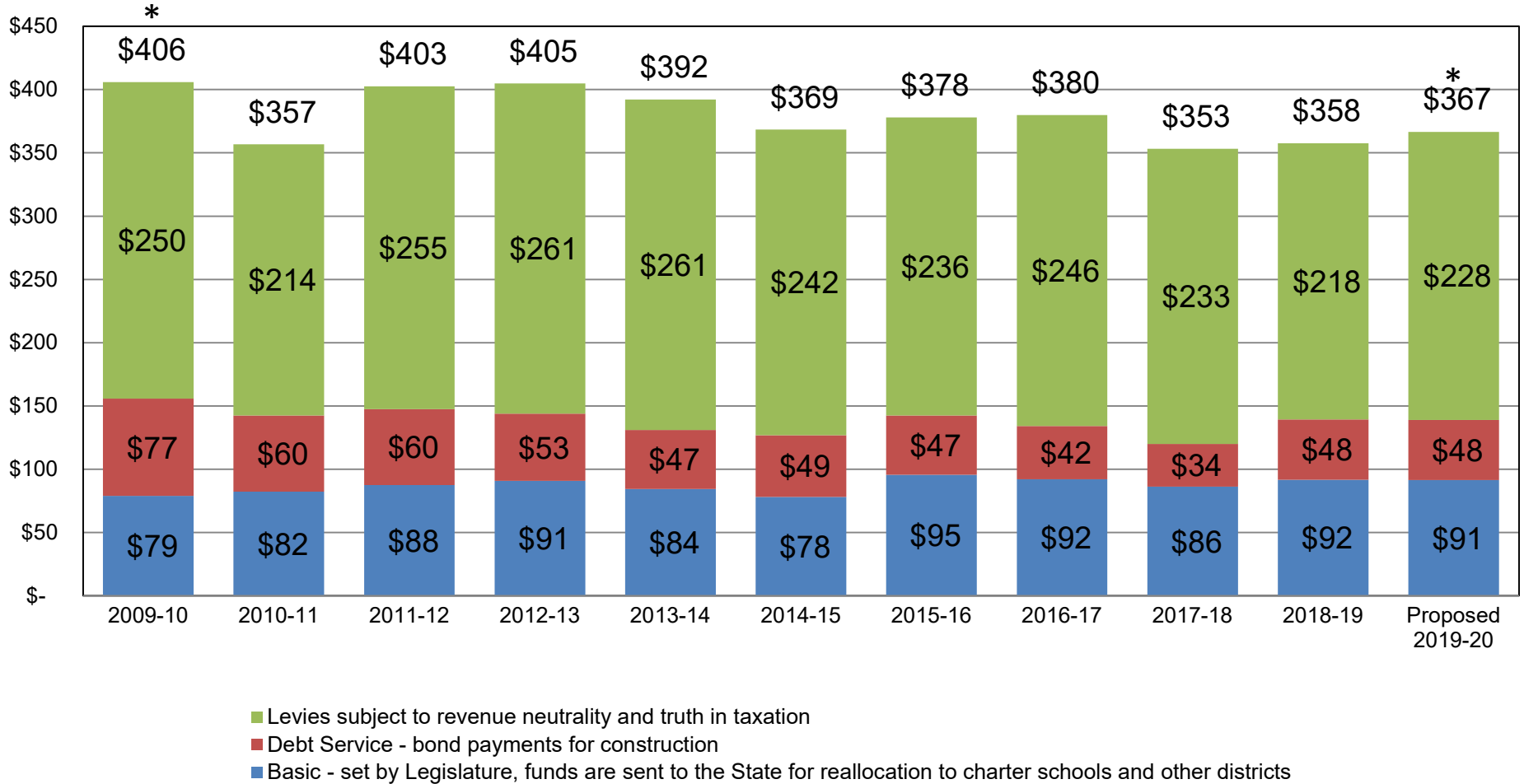


Tax Rates

Description	Actual 2015-16	Actual 2016-17	Actual 2017-18	Actual 2018-19	Estimated 2019-20	Change from Prior Year
General Fund						
Basic Program (set by Legislature)	0.001736	0.001675	0.001568	0.001666	0.001661	(0.000005)
Voted Leeway	0.001600	0.001600	0.001600	0.001600	0.001600	0.000000
Board Local Levy	0.000577	0.000451	0.000380	0.000246	0.000536	0.000290
K-3 Reading	0.000121	0.000121	0.000121	0.000121	0.000121	0.000000
Non K-12						
Recreation	0.000060	0.000072	0.000038	0.000033	-	(0.000033)
Capital Projects Fund						
Capital Outlay	0.001924	0.002222	0.002105	0.001969	0.001881	(0.000088)
Debt Service Fund						
General Obligation Debt	0.000854	0.000765	0.000612	0.000866	0.000866	0.000000
TOTAL	<u>0.006872</u>	<u>0.006906</u>	<u>0.006424</u>	<u>0.006501</u>	<u>0.006665</u>	<u>0.000164</u>

Property Tax History

Property Tax Per \$100,000 of Home Value



*Truth-in-Taxation hearing Proposed

Certified Tax Rate

All existing values X Certified Tax Rate = Previous Revenue

If overall values are reassessed up, certified tax rate declines to yield the same tax proceeds from the prior year.

The previous year revenue is not increased due to inflation.

New construction increases current year revenue.

The basic levy is set to yield what the legislature determined, and therefore is considered a certified tax rate.

The debt levy is set to pay for the debt approved by voters and is not part of the certified tax calculation.

No Inflation Factor, without tax increase

Buying Power Adjusted by Consumer Price Index (CPI)



No Inflation Factor, with tax increase

Tax Buying Power and Proposed Increase



Request #1 - State Guarantee Funding

- The state has a guarantee program that allows districts with lower assessed valuations per student to receive additional state funds.
- To maximize state funds from this program, the District needs to have a 0.0016 voted levy and at least a 0.0004 board levy, at least once every five years.
- The certified tax rate process lowers the tax rate when assessed values are increasing. For example in 2018-19 the board levy was 0.0004, for 2019-20 it is estimated to be 0.00310.
- At current state funding levels, this equates to a potential loss of over \$800 thousand in state funding and will increase each year.

Request #2 - How do we compare to other districts?

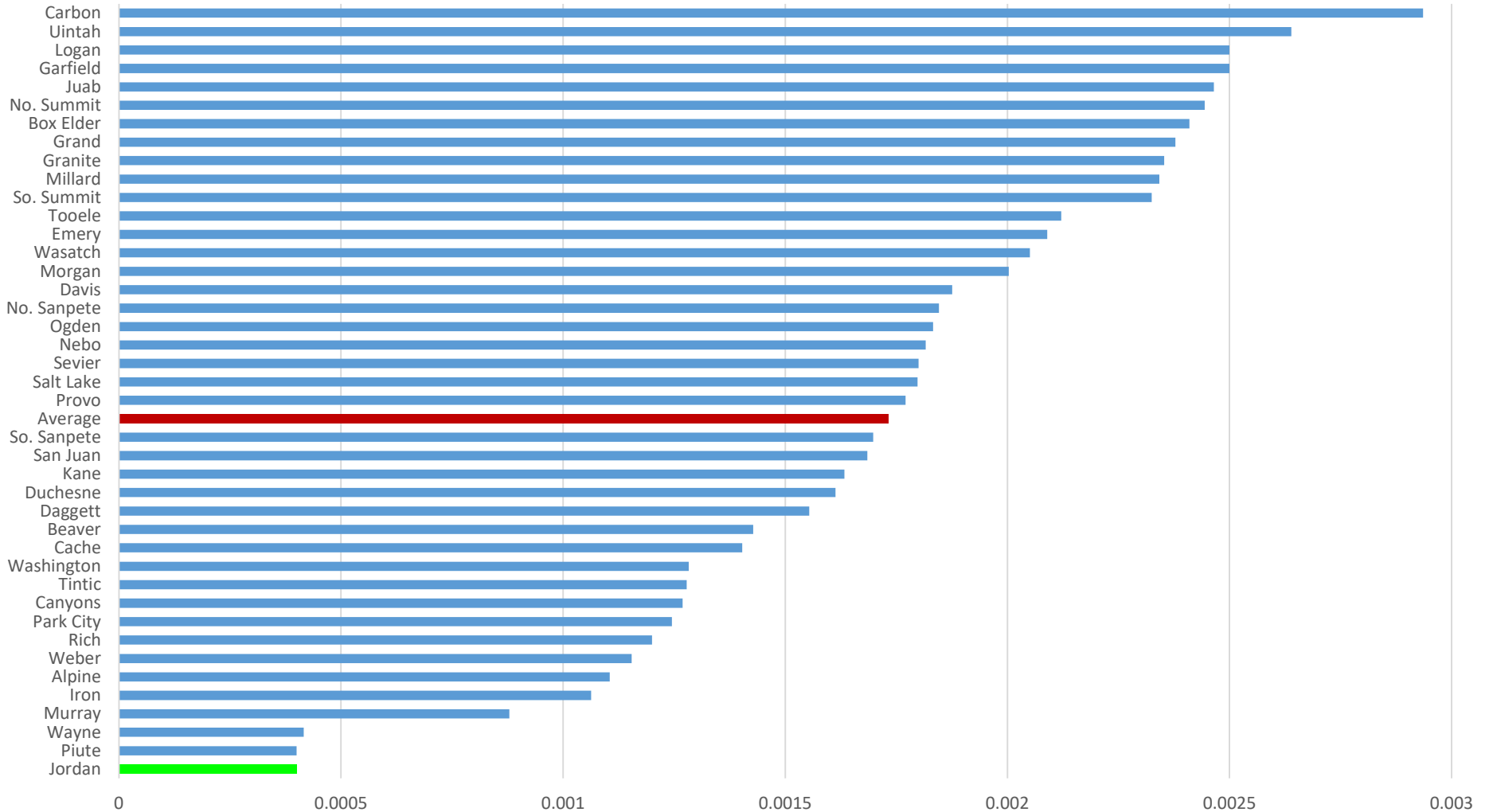
	<u>AV per student</u>	<u>2018-19 Board Tax Rate</u>	<u>2018-19 Total Rate</u>	<u>Beginning Teacher Salary</u>	
ALPINE	\$ 302,308	0.001105	0.007033	\$ 45,500	*
CANYONS	587,940	0.001269	0.006435	50,000	
DAVIS	309,817	0.001876	0.007701	43,798	
GRANITE	401,768	0.002353	0.007822	43,483	
JORDAN	365,751	0.000400	0.006501	48,000	
MURRAY	578,334	0.000879	0.005885	50,000	
SALT LAKE	1,017,344	0.001798	0.005500	46,351	**

*Depending on length of day

**Salt Lake School District has not settled for the 2019-20 fiscal year. This is estimated based on a KSL news article stating 3% was offered.

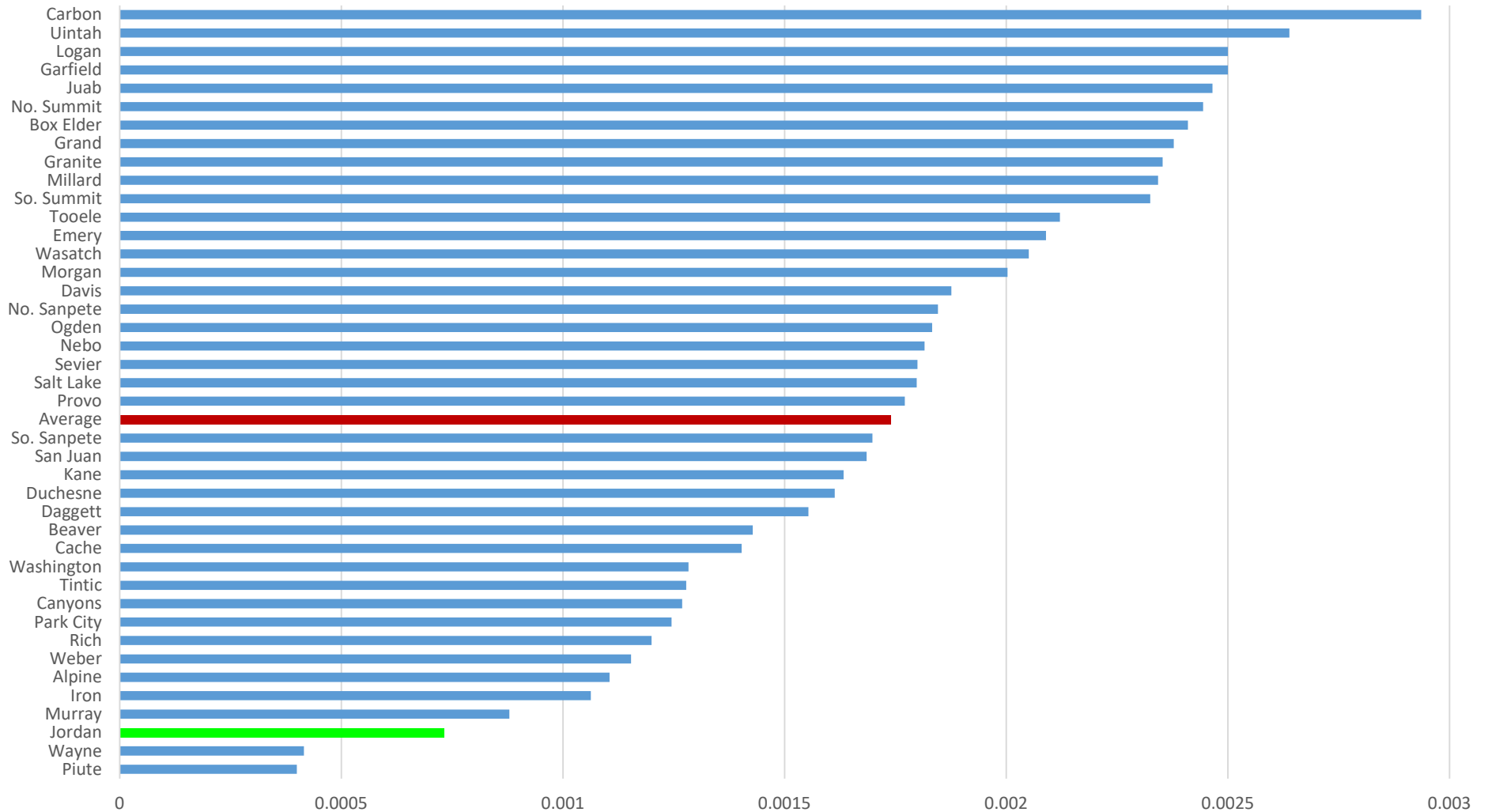
Current Board Tax Rate

Board Tax Rate for Fiscal Year 2018-19



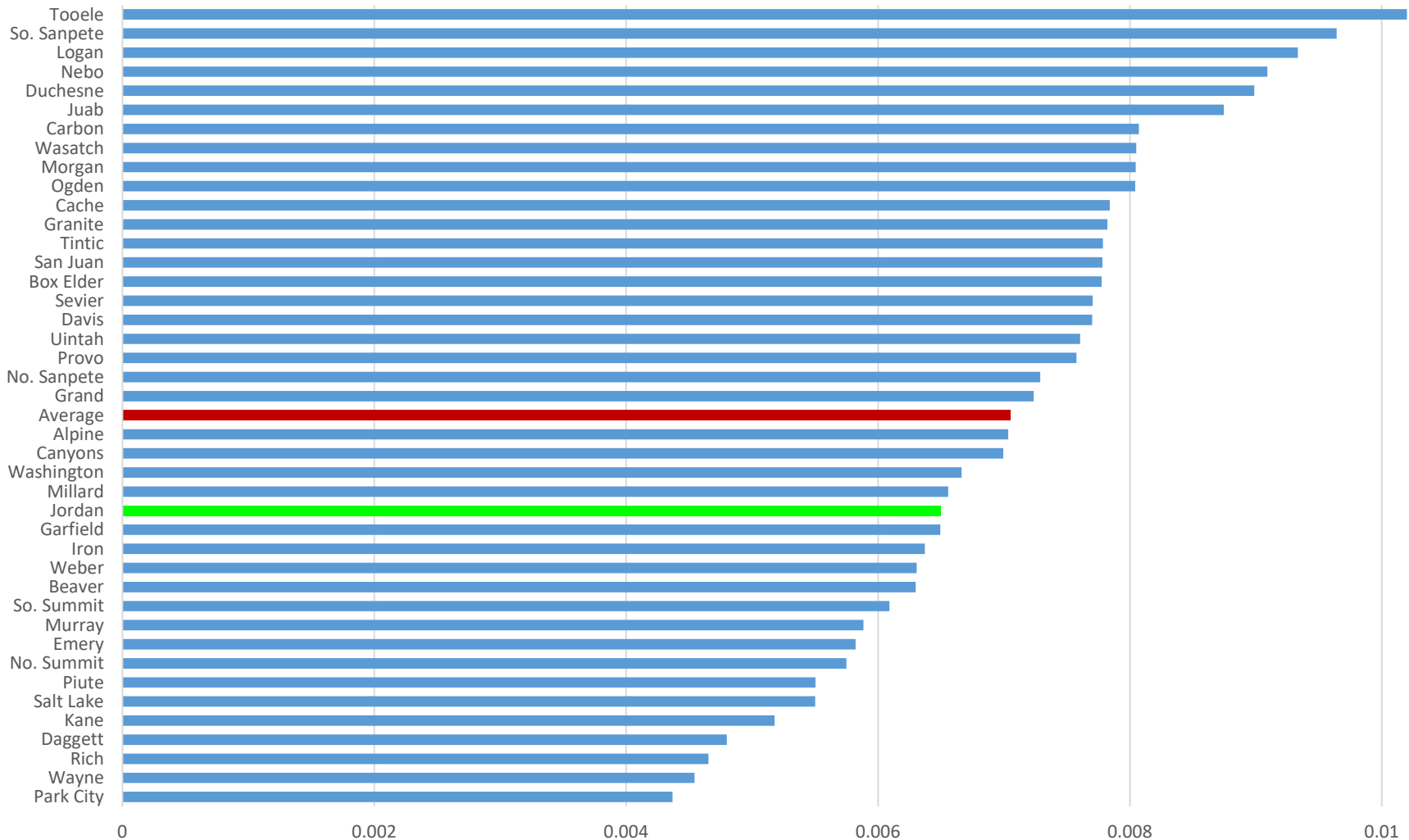
Proposed Board Tax Rate

Proposed Board Tax Rate if All Districts Remain Unchanged Next Year



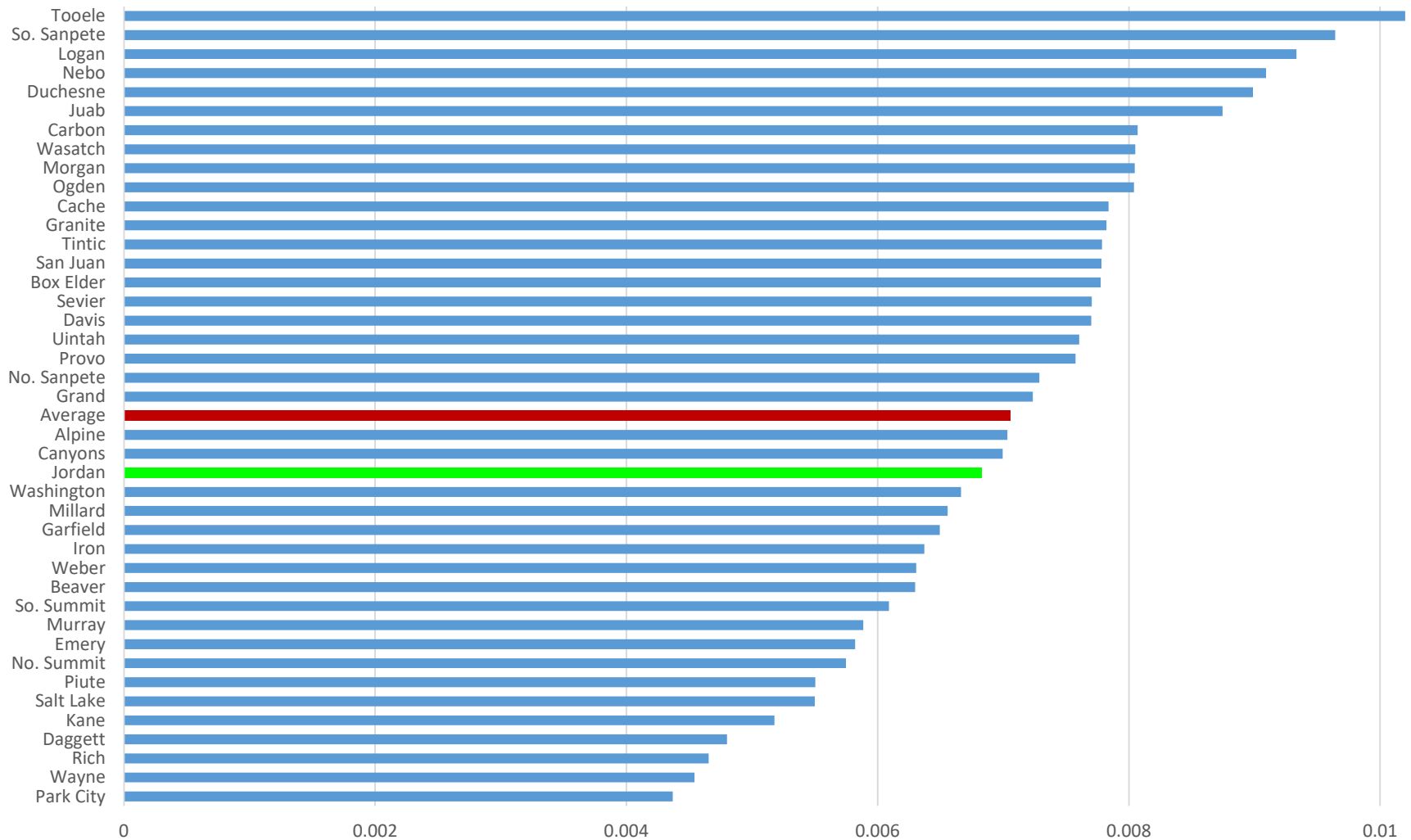
Current Tax Rate

Total Tax Rate for Fiscal Year 2018-19




Proposed Tax Rate

Proposed Total Tax Rate if All Districts Remain Unchanged Next Year



Request #3 - Use of Fund Balance

- The Board has expressed the desire to use fund balance wisely and bring the balance to an appropriate level over time, similar to an airplane landing where decent is gradual.



- If fund balance is used too quickly, like an airplane descending too quickly, drastic and sudden measures will be needed.



Request #4 - Beginning pay & tax impact

Beginning Pay	Additional Tax Revenue	Estimated Tax Increase	Estimated Average* Home Tax Increase	Estimated Per \$100,000 Home Value Tax Increase
\$ 50,000	\$ 13,220,234	9.68%	\$ 121	\$ 32
49,000	10,576,187	7.74%	97	25
48,000	7,932,140	5.81%	72	19
47,000	5,288,094	3.87%	48	13
46,000	2,644,047	1.94%	24	6

* Assumed average home value of \$379,400

Request #5 - History of New General Funds allocated

	<u>2019-20</u>	<u>2018-19</u>	<u>2017-18</u>	<u>2016-17</u>	<u>2015-16</u>	<u>Total</u>	<u>%</u>
Teacher Compensation	\$ 26.0	\$ 18.9	\$ 17.1	\$ 7.5	\$ 7.2	\$ 76.7	69%
Other Staff Compensation	6.4	7.1	4.7	2.1	2.9	23.2	21%
Health, Wellness, Safety Initiatives	0.4	2.1	-	-	-	2.5	2%
Classroom Support (techs, IB, coaches, PD)	8.9	0.4	-	-	-	9.3	8%
	<u>\$ 41.7</u>	<u>\$ 28.5</u>	<u>\$ 21.8</u>	<u>\$ 9.6</u>	<u>\$ 10.1</u>	<u>\$ 111.7</u>	<u>100%</u>

In Millions

Board Action

1. Adopt the 2018-19 final amended budget
2. Approve the elimination of the Non K-12 Fund and combine its 6/30/19 balances and future transaction into the General Fund
3. Adopt the 2019-20 proposed budget
4. Authorize a Truth-in-Taxation hearing to set the property tax rates as follows:
 - a. Basic School Levy – the certified tax rate
 - b. Board/Voted Levies – a combined rate to yield an additional \$X.X million above the certified tax rate yield
 - c. Debt Service Levy – 0.000866
 - d. Capital Local Levy – the certified tax rate
5. Authorize any budget adjustments necessary to reflect funds received from the Certified Tax Rate and Truth-in-Taxation hearing

Questions?

Jordan School District
MINUTES OF BOARD OF EDUCATION MEETING
May 28, 2019

The Board of Education of Jordan School District met in study, closed and general sessions on Tuesday, May 28, 2019, beginning at 4:13 p.m. at JATC South (Board Conference Room), 12723 S. Park Avenue (2080 West), Riverton, Utah.

STUDY SESSION

Those recognized or signed-in as present:

Bryce Dunford, Board President
Tracy J. Miller, Board Vice President
Matthew Young, Board Secretary
Jen Atwood, Board Member
Marilyn Richards, Board Member
Darrell Robinson, Board Member
Janice L. Voorhies, Board Member
Patrice A. Johnson, Superintendent of Schools
Anthony A. Godfrey, Associate Superintendent
John Larsen, Business Administrator
Paul Van Komen, Burbidge & White
Michael Anderson, Administrator of Schools
Laura Finlinson, Administrator of Schools
Rebecca Gerber, Administrator of Schools
June M. LeMaster, Administrator of Human Resources
Shelley Nordick, Administrator of Teaching and Learning
Lisa Robinson, Administrator of Schools
Brad Sorensen, Administrator of Schools
Doree Strauss, Administrator of Schools
Scott Thomas, Administrator of Auxiliary Services
Sandy Riesgraf, Director, Communications
Jeri Clayton, Administrative Assistant
Robert Conder, AV Maintenance
Mike Maughn, AV Maintenance
Rebecca Smith, Teaching and Learning
Emily Evershed
Rachel Hardy
Robyn Wilson
Kevin Johnson

President Dunford presided and conducted. The Board of Education met in a study session to discuss the following:

A. Board Policy Follow-up Discussion on BSC204 *Monitoring Superintendent Performance*

President Dunford led a discussion on revisions made to policy BSC204 and invited Board input. Board members discussed the policy and made suggestions for revisions. President Dunford said he and Dr. Johnson, with input from Mr. Larsen, business administrator, will prepare a draft based on the Board input and present it at an upcoming study session.

B. Report from Jordan Ridge Elementary Task Force

Ms. Marilyn Richards reported that in the Board study session on May 28, the Board recommended the creation of a committee of administrators and parents to address concerns raised by ALPS parents and to hold two meetings, one for District administrators to discuss viable solutions and one for administrators and parents to review options and obtain parent input. The first meeting was held May 16

and included Board members Marilyn Richards and Tracy Miller, Associate Superintendent Anthony Godfrey, Administrator of Schools Doree Strauss, and Principal Melissa Beck. The second meeting was held May 21 and included Board members Marilyn Richards and Tracy Miller, Administrator of Schools Doree Strauss, and ALPS parents, Emily Evershed, Robyn Wilson, Kevin Johnson, and Rachel Hardy. Ms. Richards invited Ms. Doree Strauss to present the Committee findings.

Ms. Strauss reported that as of May 22, the total number of out-of-boundary ALPS sibling permits requested is 23 and the total of newly tested out-of-boundary ALPS siblings is 10, for a total of 33. She also noted that it is appropriate to note that potentially an additional 13 ALPS siblings could return to Jordan Ridge depending upon the Board decision. Ms. Strauss presented the following options:

Option 1. Consider a long-term comprehensive plan for the future of the ALPS program.

Ideas might include additional magnet schools across the District; a program in every school, keeping the program as now implemented, and moving the current ALPS program at Jordan Ridge to another school.

Option 2. Acceptance of ALPS siblings not in the boundary for one (1) year to allow for a committee review of the entire ALPS program.

Considerations: Current classes are small; however, class sizes could increase due to population growth during the summer months; requires a Board vote to modify current permit procedures; could require the addition of more portables, conversion of the computer lab and/or relocation of the preschool.

Option 3. Re-address the Board priorities for permits.

Considerations: Would require a Board vote; there would be District-wide implications; possible additional hiring at Westland based on staffing ratios.

Option 4. Provide for families to stay together at Westland Elementary with transportation provided for students.

Considerations: Board vote required to provide funding additional busing; Board vote required to provide additional staff for supervision; possible additional hiring at Westland based on staffing ratios.

Option 5. Provide staggered times before and after school to allow parents travel time between two schools.

Consideration: Additional aide support to provide enrichment activities before and after school.

Ms. Strauss noted that the parent representatives on the committee were in favor of options two and three and support option one, if it includes a comprehensive look at District programs for accelerated students.

President Dunford led a discussion about the options and invited Board input. Following the discussion, President Dunford asked for a Board vote on option two to grant an exception and allow siblings of ALPS students at both Jordan Ridge and Riverton Elementary Schools to enroll at their respective school for one year. A majority of Board members favored implementing option two for one year. Board members also agreed to implement option one and instructed Dr. Johnson to begin preparations for looking at a comprehensive plan for the future of the ALPS program.

President Dunford invited discussion about option 4 to provide a bus to the ten out-of-boundary newly tested ALPS students and siblings to go to Westland. Board members agreed to implement option 4 provided at least 10 students commit to ride the bus.

Ms. Miller noted that the reason for granting the one-year exception in option 2 is to allow time for a committee to perform a comprehensive review and develop a plan for the future of the ALPS program.

C. Discussion on National School Boards Association (NSBA) Conference Possible Presentation

President Dunford invited Board discussion about submitting a proposal to NSBA for a presentation to be given by McKinley Withers, Health and Wellness specialist, at the spring 2020 conference. Following Board discussion, President Dunford asked Mr. Robinson to work with Mr. Withers on submitting the

proposal by June 5 to NSBA. Mr. Van Komen, Board attorney, cautioned against the use of certain terms in the proposal from a legal standpoint. Mr. Robinson indicated he would have Mr. Van Komen review the proposal prior to submitting it to NSBA. Mr. Van Komen offered his assistance to Mr. Withers at the conference should the proposal be accepted.

Board members also discussed inviting the District's high school music groups to record and submit videos to NSBA for consideration as entertainment at the conference. President Dunford asked Superintendent Johnson to prepare a cost estimate for two-day group travel and bring this information for Board review at an upcoming study session. He noted that once this information is available, the Board can then decide about supplementing the travel costs and how to get the message to the high school music groups about submitting videos to NSBA for consideration.

At 5:50 p.m., the study session adjourned.

MOTION: At 5:50 p.m., it was moved by Jen Atwood and seconded by Darrell Robinson to go into closed session. The motion passed with a unanimous vote.

CLOSED SESSION

Those recognized or signed-in as present:

Bryce Dunford, Board President
Tracy J. Miller, Board Vice President
Matthew Young, Board Secretary
Jen Atwood, Board Member
Marilyn Richards, Board Member
Darrell Robinson, Board Member
Janice L. Voorhies, Board Member
Patrice A. Johnson, Superintendent of Schools
Anthony A. Godfrey, Associate Superintendent
John Larsen, Business Administrator
Paul Van Komen, Burbidge & White
June M. LeMaster, Administrator of Human Resources

President Dunford presided and conducted. The Board of Education met in a closed session to discuss personnel and negotiations. The closed session discussion was recorded and archived.

MOTION: At 6:13 p.m., it was moved by Janice Voorhies and seconded by Marilyn Richards to adjourn the meeting. The motion passed with a unanimous vote.

The Board convened the General Session at 6:33 p.m.

GENERAL SESSION

Those recognized or signed-in as present:

Bryce Dunford, Board President
Tracy J. Miller, Board Vice President
Matthew Young, Board Secretary
Jen Atwood, Board Member
Marilyn Richards, Board Member
Darrell Robinson, Board Member
Janice L. Voorhies, Board Member
Patrice A. Johnson, Superintendent of Schools
Anthony A. Godfrey, Associate Superintendent
John Larsen, Business Administrator
Paul Van Komen, Burbidge & White
Michael Anderson, Administrator of Schools

Laura Finlinson, Administrator of Schools
Rebecca Gerber, Administrator of Schools
June M. LeMaster, Administrator of Human Resources
Shelley Nordick, Administrator of Teaching and Learning
Lisa Robinson, Administrator of Schools
Brad Sorensen, Administrator of Schools
Doree Strauss, Administrator of Schools
Scott Thomas, Administrator of Auxiliary Services
Steven Hall, Director, Jordan Education Foundation
Steven Peart, Director, Custodial/Energy Services
Kurt Prusse, Director, Purchasing
Sandy Riesgraf, Director, Communications
David Rostrom, Director, Facility Services
Dixie Crowther, Principal, West Jordan Middle
Mike Kochevar, Principal, Mountain Ridge High
Rodney Shaw, Principal, Hidden Valley Middle
Lance Everill, Manager, Emergency Operations
Doug Flagler, Communications Manager
Travis Hamblin, Consultant, Planning and Student Services
Rebecca Smith, Teaching and Learning
Jeri Clayton, Administrative Assistant
Robert Conder, AV Maintenance
Mike Maughn, AV Maintenance
Roxane Siggard, Administrative Assistant
Craig Siggard
John Johnson
Dawn Ramsey, Mayor, South Jordan City
Susan Pulsipher, District 50, Utah House of Representatives
Kayleen Whitelock, Councilmember, City of West Jordan
Jim Riding, Mayor, City of West Jordan
Jim Bird
Lora Allgier, Unified Police Department
Heather Reich
Kyla Asmar
Natalie Henderson

President Dunford presided and conducted. He welcomed those present. Tage Wilcox, Fire Science/EMT Ambassador at JATC South conducted a flag ceremony and led everyone in the Pledge of Allegiance. Reverence was given by Keora Anderson, Veterinary Assisting Ambassador, JATC North.

Celebrating Jordan Academy for Technology and Careers

Keora Anderson, Veterinary Assisting Ambassador, presented information to the Board about the programs and activities that benefit the students who attend JATC North. She was followed by Tage Wilcox, Fire Science/EMT Ambassador at JATC South, who provided information about the programs and activities available to students at JATC South.

Recognition of Effective Teachers in High Poverty Schools

Superintendent Johnson recognized Kyla Asmar, teacher at Majestic Elementary, for being Jordan School District's recipient of a salary bonus which she earned because her students achieved significant growth. This bonus was made possible by the Utah State Legislature's Effective Teachers in High Poverty Schools Incentive Program (HB212).

Jordan Education Foundation Outstanding Classified Employee Awards

Jason Casto, president of the Board of Directors of Jordan Education Foundation, and Steve Hall, director of the Jordan Education Foundation, as well as several other members of the Board of Directors, presented the following employees with Outstanding Classified Employee awards:

Trina Child, Administrative Assistant, Columbia Elementary School
Anne Gould, Administrative Assistant, Jordan Education Foundation
Amanda Hansen, Administrative Assistant, Teaching and Learning
Paul Hansen, Head Custodian, Riverton Elementary School
Brenda Landeen, Administrative Assistant, South Jordan Elementary School
Tiffany Page, Administrative Assistant, Eastlake Elementary School
Cyndi Pellegrino, Administrative Assistant, Sunset Ridge Middle School
Marcy Stewart, Head Custodian, Foothills Elementary School

Each recipient received a plaque and a cash award. Board members congratulated the recipients and thanked them for their service to the District.

Report by Board Members on District Activities

Ms. Richards reported that the Board held a pipe-breaking ceremony at Bingham High School last week. She said the Board chose not to rebuild Bingham because the building is sound, but over the next five years plans are in place to upgrade and renovate the school. The first phase will begin the process of replacing water pipes—thus, the “pipe-breaking” ceremony and Principal Richards-Khong was the one who broke the pipe. She added that the news media attended and the participants enjoyed the morning celebration.

Ms. Voorhies reported that a ground-breaking ceremony was held for the new elementary school being constructed in west West Jordan and there was an exceptional crowd in attendance, including Mayor Riding, Governor Herbert, State Superintendent Sydnee Dickson, and a number of legislators. She said when construction is complete this new elementary school will help to relieve several west side elementary schools because of the rapid growth in that area. Ms. Voorhies said the ground-breaking program was lovely, the day was beautiful, and it is extraordinarily exciting to have a new school under construction for that community.

Ms. Atwood reported that a schedule has been created for school principals, charter school personnel, and the public to view surplus items in the gymnasium of the old West Jordan Middle School. District principals are invited to view and select surplus items on Thursday, June 6, from 8:00 a.m. to 4:00 p.m., charter school personnel can view/purchase items on Friday, June 7, from noon to 5:00 p.m., and the public is invited to view/purchase remaining items on Saturday June 8, from 8:00 a.m. to 2:00 p.m. She noted that all items purchased by charter schools and the public must be paid for and picked up no later than Monday, June 10, 2019.

Introduction of New Superintendent

President Dunford stated that the decision to appoint a new superintendent might be the most important decision the current Board will make and given the magnitude of the decision, it provides an opportunity for the Board to make an accounting of their stewardship. He said Jordan District is much like a large corporation. It employs thousands of individuals and serves tens of thousands of customers on a daily basis. There is a group of owners, a governing board, and a CEO. The owners are the community members/taxpayers that live within the District boundaries. These individuals provide the funds that build the buildings and pay the teachers to educate the children. He said community members have a vested interest in what goes on in Jordan District. Since it would be logistically impossible for thousands of owners to have an active role in the governance of the District, seven representatives are elected to govern for them. He said the seven members of the Board of Education work for the members of the community and take this responsibility very seriously. The most important work the Board does on behalf of the community is appoint a superintendent to run the District and take care of daily tasks. President Dunford stated that the Board has performed this task and feel they have found the right person for the position of superintendent of schools. This person is worthy of the trust the of the community and shares their hopes, dreams, and desires for their children. He stated that the Board is united in its decision and filled with hope for the future of the District.

President Dunford expressed appreciation to Vice President Tracy Miller for taking on the responsibility of overseeing the search for a new superintendent, which he said she performed very well. He asked Ms. Miller to briefly explain the process and make the motion to name the new superintendent of schools.

Ms. Tracy Miller stated that Jordan District is the fourth largest district in the state spanning a history of 114 years and the new superintendent will be the twelfth superintendent of Jordan District. She noted that when Dr. Johnson announced her retirement, the Board surveyed the community to gather input about the qualities they would like in a new superintendent and this input was used to guide the process. The Board assembled a Superintendent Search Committee consisting of parents, teachers, staff, representatives from PTA, JEA, JESPA, and elected officials. Many hours were spent by the Committee members reviewing applications and providing feedback. Ms. Miller stated that the Committee's input was very valuable and she thanked them for their services. She also expressed appreciation to Richard Stowell, executive director of Utah School Boards Association, for serving as the Board's consultant for the process. She also thanked Dr. Johnson and Dr. Johnson's administrative assistant, Roxane Siggard, for their assistance.

Ms. Miller said many qualified candidates applied for the position of superintendent and the Board interviewed several outstanding individuals. She said the Board is pleased with the direction of the District and recognizes there are areas for improvement and it is committed to continuing the vision of increasing student achievement and empowering employees, delivering high-quality customer service, and insuring safety and security. She said the Board believes they have chosen the best candidate to help them achieve the Board's vision and they are confident the new superintendent will continue the things that make Jordan great while bringing new ideas for continued growth and improvement. Ms. Miller made the following motion:

MOTION: It was moved by Tracy Miller and seconded by Marilyn Richards to appoint Dr. Anthony Godfrey as superintendent of schools for Jordan School District effective July 1, 2019. President Dunford performed a roll call vote on the motion which passed with the following unanimous vote:

Bryce Dunford	Yes
Tracy Miller	Yes
Matt Young	Yes
Jen Atwood	Yes
Marilyn Richards	Yes
Darrell Robinson	Yes
Janice Voorhies	Yes

Comments by Board Members

Mr. Robinson said this was a unanimous yet hard decision because some excellent candidates applied and this speaks well for the District. He said the District has made huge strides in recent years in becoming a leader in the State. During the search process he wrote down the things the District has done well and things he thought needed to be changed. He said during his second interview, Dr. Godfrey listed those same three things and this assured Mr. Robinson that Dr. Godfrey is the man for the job. Mr. Robinson said he believes this District will sky-rocket to excellence and Dr. Johnson has put the ship in a direction that Dr. Godfrey can accelerate. He expressed his support and congratulations to Dr. Godfrey.

Ms. Voorhies said she has worked with Dr. Godfrey for six and a half years and during this time there have been times where he had to work with difficult young people, difficult parents, and even sometimes difficult politicians, and when they walked away from a problem-solving conference with Dr. Godfrey they felt that they were heard, treated fairly, and they could trust what he said. Ms. Voorhies said it is a pleasure to support Dr. Godfrey as the new superintendent.

Ms. Atwood said she looks forward to the future of the District and knows that Dr. Godfrey is the person that can guide the District into the future. She said she looks forward to continuing to work with Dr. Godfrey.

Ms. Richards stated that she has known Dr. Godfrey for two or more decades and knows he will be an amazing superintendent. She said he is bright, full of integrity and honesty, and he is a dear friend and she offered her support to him as superintendent.

Mr. Young said amazing candidates applied for the position and Dr. Godfrey rose above them all and is an amazing individual. He said he is excited for the future of Jordan District in Dr. Godfrey's hands. Mr. Young expressed appreciation to Dr. Godfrey's family for the sacrifice Dr. Godfrey has made for Jordan District and will continue to make and for sharing him. Mr. Young said Dr. Godfrey is an amazing individual who is blessing the lives of countless young people and old people. He added that he is excited for the journey and looks forward to the change that will come under Dr. Godfrey's leadership.

Mr. Dunford said one of the best things about serving on the Board is interacting with Dr. Godfrey and calling him frequently. He expressed his love, respect and appreciation for his deep friendship with him. Mr. Dunford said when he saw that Dr. Godfrey applied for the position he wanted to make sure his friendship didn't sway his decision so he checked that at the door and looked at him as just one of the candidates. He said with every ounce of integrity he can honestly say that Dr. Godfrey was chosen because he was the best candidate for superintendent of Jordan District. Mr. Dunford said it is an honor to have five more of his children attend Jordan District under Dr. Godfrey's leadership.

Ms. Miller stated that there were some very impressive candidates, but from the feedback from the members of the Superintendent Search Committee and after the first round of interviews, Dr. Godfrey rose to the top of the list. She said it would be easy to think that because Dr. Godfrey knows the District, he would know the right things to say, but throughout the interview process the Board saw a different Dr. Godfrey that was able to respond to questions about the direction this District needs to go. She said Dr. Godfrey has exceptional skill at handling very difficult situations and has an ability to mentor and help people. A principal once told her that Dr. Godfrey could criticize you and make you feel good about it. She said she is thrilled to have Dr. Godfrey as the new leader of Jordan District.

President Dunford invited Dr. Godfrey to address the audience members.

Dr. Godfrey expressed appreciation to the Board for the opportunity to serve as superintendent and for their confidence in him which he said means a great deal. He said he is thrilled with the opportunity to serve as superintendent and feels the full weight of the responsibility that comes with the position. He said families in the District trust a large portion of their children's childhood to the District and they ask that we keep them safe and give them experiences that will influence the rest of their lives for the better. He looks forward to continuing that responsibility. Dr. Godfrey introduced his family which included his mother and father-in-law, an aunt, two sons, his wife, and his parents. He said he has always been proud of all the educators in his family and proud of his children and how hard they work in school. He expressed appreciation for the support of his wife, children, and family members. Dr. Godfrey said Jordan District has been accomplishing amazing things with the help of the community, business partners, parents, students, teachers, administrators, and classified staff, and with the direction of the Board, there is nothing that can't be achieved. He said he has always been grateful to be an employee of Jordan District and is excited serve as superintendent.

President Dunford invited Dr. Godfrey's wife, Suzy, to speak. She expressed how excited and grateful she is for the opportunity Anthony has been given to serve as superintendent. She stated that he has had many wonderful mentors during his career that started with his first teaching job to his position as associate superintendent, and he has been surrounded by amazing people. She stated that some have said that she must not see him very much and while it is true that his job is demanding, he is passionate about education and kids and enjoys the people with whom he works and whom he considers his friends. She said it is nice to hear that Board members trust him and she assured them he would not let them down.

President Dunford announced that a brief break would be taken for all those in attendance to greet Dr. Godfrey and offer their congratulations.

Recognitions by Board Members

Ms. Miller said the end of the year is a delight and she enjoys attending many school events and seeing the culmination of what students have been working on all year. She attended Career Day at Valley High and said Kathryn Wishman does a phenomenal job putting that activity together which provides students many great opportunities to meet with companies to work for now or to further their vocational training. Ms. Miller attended the Poetry Slam initiative and said Copper Hills High teacher, Steve Haslam, wants to spread Poetry Slam to more schools and eventually try to get them sanctioned through UHSAA. She was able to attend the CTE Awards Night, Bingham Jazz Dinner Dance, which she said benefits the music department, and the Bingham High Dance Company concert. She said she is blown away at the talented students in all Jordan schools. Ms. Miller attended the Kauri Sue Hamilton School commencement ceremony which she said was an emotional and moving event. She complimented the faculty for all they do for those students. She attended the kindergarten musical at Jordan Ridge Elementary and watched Ms. Beck as the crocodile chasing Peter Pan much to the delight of all the students. Ms. Miller attended the JSD Digital Showcase held at Oquirrh Hills Middle which was hosted by the schools that have Digital Teaching and Learning Grants. She said teachers were sharing ideas and information with other teachers and it is important to provide forums like this for the sharing of information. Ms. Miller attended the graduation ceremony for the Family Learning Center at Majestic Elementary where nine women received their GED and were recognized for this accomplishment. She attended the South Jordan Middle School Orchestra concert and Dance Company concert and was able to see her beautiful and talented daughter perform in both. Ms. Miller said she is always impressed at end of year concerts knowing that at the beginning of the year students couldn't play an instrument and at the end they are able to make beautiful music. She added that there is a special place in heaven for all middle school music teachers.

Mr. Young attended the CTE Awards Night which he said was done well and a fun night. He extended a special thank you to the West Jordan Middle School community for the closing ceremonies. He said he invited his father to attend the celebration with him because the building was very similar to Mount Jordan Middle, where his father attended, and this brought many memories back to him. He said he was impressed with many things, but one thing that was particularly impressive was the number of teachers that attended and welcomed guests. He expressed to Principal Garrison that she has an amazing faculty and he thanked all those that had a part in organizing the celebration.

Ms. Richards attended the West Jordan Middle School closing festivities and said it was a wonderful night. She saw many of her former students, having taught there for 13 years, and she had also attended the school. Ms. Richards said she had the opportunity to speak at the event and she appreciated all that Principal Garrison has done and looks forward to the amazing opportunities the students will have at the rebuilt West Jordan Middle School. Ms. Richards attended the CTE Awards Night and said many top-notch students received awards. She attended the Kauri Sue Hamilton School graduation, the pipe-breaking ceremony at Bingham High, several School Community Council meetings, the District retirement dinner, and many open houses for retirees. Ms. Richards said the Bingham High Alumni Foundation awarded 12 scholarships to Bingham High seniors and she was able to present one of them from her graduating class.

Ms. Atwood said the end of the year is a true indicator of all the amazing things that have happened all year long and although it takes her away from her family, it is an honor to attend many activities. She attended the CTE Awards Night, the West Jordan Principal's Reception where Mr. Birch said students to date had received over \$2 million in scholarships. She said wonderful things are happening at West Jordan High and many fantastic awards were given during the reception. Ms. Atwood attended the Family Learning Center graduation ceremony at Majestic Elementary with Ms. Miller and said it was an amazing night where women graduated with certificates in Microsoft Office and Excel skills, English, and GED. She said the Center is not just changing the lives of women, it is changing the lives of their children. She expressed appreciation to all those who make this happen for the women and families. Ms. Atwood attended the closing celebration at West Jordan Middle School and said it was a wonderful night where many people enjoyed the memorabilia and seeing the school for the last time. She gave a big "shout-out" to Principal Garrison and her staff for all the hard work and dedication. Ms. Atwood met with the West Jordan Feeder System schools to discuss the grant the Board gave them and to discuss the wonderful accomplishments. She said more about the accomplishments will be shared at a later time. Ms. Atwood attended the District retirement dinner for employees and said it was a wonderful night and a great way to celebrate the retirees. She expressed appreciation to the retirees for their hard work and dedication. She also thanked the many people who helped

to put together the retirement reception for Dr. Johnson and said it was a beautiful night that paid tribute to her. Ms. Atwood attended the Valley High barbeque and helped the PTA hand out prizes. She said every student was able to go home with one or more prizes and it was interesting that the students chose prizes that they could share with family members. Ms. Atwood visited Heartland Elementary and said while she was there waiting for Ms. Davis a health department inspector came in and he was very complimentary of the custodian. The inspector said he had never been in a school that was so clean and he wanted to wait for Ms. Davis so he could tell her what a great job the custodian is doing. Ms. Atwood attended the West Jordan Middle School Community Council meeting and said there are wonderful things happening and the community is excited about having a new school.

Ms. Voorhies said one of the highlights she enjoyed recently was attending the West Jordan High School musical, *Lucky Stiff*. She said the singing was great and she enjoyed the cynical, snide comedy. She attended the Hayden Peak annual cultural celebration and said every class learned a cultural dance which they performed for the large crowd of parents. Ms. Voorhies attended the Kauri Sue Hamilton School graduation and said this is the only graduation ceremony where there is a Kleenex box every fifth seat because the ceremony is very touching. She expressed appreciation to the good people who work at Kauri Sue Hamilton School. Ms. Voorhies attended the Poetry Slam and said having been an English teacher, she was impressed at how good the poems were. Ms. Voorhies attended several retirement events this afternoon, including the one held at Transportation for Mr. Jensen, Dr. Johnson's retirement reception, and the District retirement dinner. Ms. Voorhies said she was also able to attend the CTE Awards ceremony.

Mr. Robinson said one of the highlights this month was the "take your child to work" day and his daughter was excited about it until she heard she had to wake up at 4:00 a.m. She helped him teach his classes and he took her to the Serving Time Café at the prison which was fun. When work was over she went with him to a School Community Council meeting and the Digital Showcase. He enjoyed having his daughter see what he does on a regular basis. Mr. Robinson said he participated in many activities this week such as walking with students to elementary school and attending dance concerts and sporting events. He said the Herriman LaCrosse boys and girls teams won state championships. The Rugby team was second in the nation, the water polo track and field boys and girls placed second, and the softball team will be playing Copper Hills tomorrow in the playoffs. He said it is cool that three of the four District high school teams made the playoffs. Mr. Robinson said the Herriman High community has had a year of healing and he has seen great programs such as the Thrive program put together by the counselors to encourage healthy habits. He noted that many different clubs were also formed and he has seen a kinder gentler people this year. Mr. Robinson expressed appreciation for the recognition given by KSL to the District and the Herriman community for what has been done. He expressed appreciation to Sandy Riesgraf, director of Communications, for getting the story out to the news media and public. He said Channel 4 did amazing things with 3,200 bracelets members of the community made. He said attached to each bracelet was a note that read, "This bracelet was made by the community, moms, dads, sisters, brothers, and friends especially for you because you matter. Your bracelet represents unity, connection and strength. We hope this bracelet will remind you that you are not alone. Strength comes through cooperation and you make a difference when you smile and are kind and reach out to others." Mr. Robinson said he received a call from Alex Boye and they talked about things that have happened since the community and Herriman students helped him present a video such as lives that were saved and national recognitions for that effort. He said "hats off" to the Herriman community and Jordan District for rising to the challenge in a difficult time.

Comments by Elected Officials

Representative Susan Pulsipher, District 50, Utah House of Representatives, addressed the Board. She congratulated Dr. Godfrey on his appointment as superintendent and said she is delighted to watch the District continue moving forward. She thanked the Board for the amazing work they have done. She said it appears the Board's appointment of Dr. Godfrey is reflective of the District community and she was told there are many happy people about his appointment. She invited Board members to let her know how she can help because as she has said in the past, "I am still on the team, I'm just playing in a different position." She thanked Dr. Johnson for all she has done for the District.

Mayor Ramsey, South Jordan City, expressed appreciation on behalf of the Bingham High community for the upgrades that are in store for the school that means so much to them. She said the pipe-breaking event was fun and she appreciated the invitation to attend. She also thanked them for allocating the funds for these upgrades. She congratulated Dr. Godfrey on his appointment and said she is happy to see the District going forward. She also thanked Dr. Johnson for her service as superintendent of Jordan District.

Patron Comments Regarding Non-Agenda Items

Heather Reich, sixth grade teacher at Majestic Elementary, congratulated her colleague, Kyla Asmar, for the recognition she received. She congratulated Dr. Godfrey on his appointment as superintendent. She asked for Board support for saving Majestic Elementary. She suggested having the school apply to be a State-designated STEM school and gave the reasons why this would be beneficial to the students. She suggested that it could be a magnet program because the school can accommodate about 100 additional students.

Kyla Asmar, sixth grade teacher at Majestic Elementary, expressed appreciation to the Board for the recognition she received. She said this is her fourth year teaching at Majestic and she is devastated at the prospect of Majestic closing. She said the expectations placed on teachers at Majestic are more rigorous than those at other schools but she stayed at Majestic because of the work being done for the economically disadvantaged minority students. She said many students despite obstacles are excelling because of the high expectations. She said she felt that moving Majestic students to another school would have detrimental effects to stability, safety, and academic progress. She asked the Board to allow Majestic Elementary to remain open so teachers can continue to provide students with the important education they are receiving.

Natalie Henderson, resident of Herriman, stated that she has two children attending Jordan schools. Their boundary school is Fort Herriman Middle School, but the Chinese Immersion program is being moved to South Hills Middle School which is over three miles from her home. She expressed concern about her children having to walk three miles to school across dangerous intersections. She asked the Board to address transportation for Chinese Immersion students living outside the South Hills Middle boundaries prior to the start of school.

I. General Business – Consent Agenda

A. Motion to Approve Consent Agenda Item

1. Minutes

Minutes of the Board of Education meetings held April 23, April 29, May 7, and May 14, 2019, were presented to the Board of Education for approval.

MOTION: It was moved by Jen Atwood and seconded by Janice Voorhies to approve Consent Agenda item A1, as recommended. The motion passed with a unanimous vote.

B. Motion to Accept Consent Agenda Items

1. Expenditures

Expenditures for the month of April 2019 were provided to the Board of Education.

2. Financial Statement

The financial statement through April 30, 2019, was provided to the Board of Education. A copy is attached at the conclusion of these minutes. (Attachment 1)

3. Personnel – Licensed and Classified

Personnel changes for the month of April 2019 were provided to the Board of Education.

4. **Recommendation to Issue Certificates for Home Instruction**

It was recommended that the students whose parents have filed affidavits pursuant to Utah Code 53G-6-204 shall be issued certificates excusing them from attending public school.

MOTION: It was moved by Janice Voorhies and seconded by Marilyn Richards to accept Consent Agenda items B1 through B4, as recommended. The motion passed with a unanimous vote.

II. **Bid Recommendations**

A.	<u>School or Department</u> Evaluation, Research & Accountability	<u>Items for Bid</u> Online Electronic School Educational Climate Evaluation & Reporting System
----	---	---

<u>Bidders</u> Utah Education Policy Center Panarama Education	<u>Amount of Bid</u> \$215,000.00 (over 5-years)
--	---

Purpose: To provide an online electronic school educational climate evaluation and reporting system.

Budget: Evaluation, Research & Accountability

Recommendation: It was recommended awarding the contract to the most responsive, responsible and acceptable bidder, Utah Education Policy Center. They complied with the specifications, terms, and conditions outlined in the bid documents.

MOTION: It was moved by Matt Young and seconded by Tracy Miller to table the motion for further review after July 1, 2019. The motion passed with a unanimous vote.

B.	<u>School or Department</u> Custodial Services	<u>Items for Bid</u> Jacobsen Lawn Mower
----	--	--

<u>Bidders</u> Rocky Mountain Turf Equipment State Contract MA2180	<u>Amount of Bid</u> \$74,382.00
--	-------------------------------------

Purpose: To provide a new lawn mower for Mountain Ridge High School.

Budget: Large Custodial equipment budget.

Recommendation: It was recommended placing the orders with the state contract vendor, Rocky Mountain Turf Equipment.

Mr. Young expressed concern that Rocky Mountain Turf seems to be the only supplier from which the District purchases lawn mowers and asked how this is competitive and fair when that there two other major competitors. Following Board discussion he suggested having the Board Finance Committee review the purchasing process and discuss this matter further. Board members agreed.

MOTION: It was moved by Marilyn Richards and seconded by Jen Atwood to approve the bid for a Jacobsen lawn mower for Mountain Ridge High School, as recommended. The motion passed with a unanimous vote. Mr. Young abstained from voting.

C. School or Department Items for Bid
Facility Services **3M Ultra S800 Security Window
Film and Installation**

Bidders Amount of Bid
Window Film Depot \$521,841.60

Purpose: Installation of 3M Ultra Security Window Film on all school hallway classroom windows as part of the School Safety and Security Initiative Phase II priority.

Budget: Board-approved Capital funds.

Recommendation: It was recommended placing the orders with the state contract vendor, Window Film Depot.

D. School or Department Items for Bid
Facility Services **Repeaters & Radios**

Bidders Amount of Bid
McIntosh Communications \$524,521.00

Purpose: To provide signal boosting amplifiers for First Responders and in-house Walkie-Talkies throughout the District as part of the School Safety and Security Initiative Phase II priorities.

Budget: Board-approved Capital funds.

Recommendation: It was recommended placing the orders with the state contract vendor, McIntosh Communications.

MOTION: It was moved by Janice Voorhies and seconded by Darrell Robinson to approve bid item C, 3M Ultra S800 Security Window Film and installation, and bid item D, repeaters and radios, as recommended. The motion passed with a unanimous vote.

E. School or Department Items for Bid
New Construction **Playground Upgrade for Jordan
Ridge Elementary**

Bidders Amount of Bid
Sonntag Recreation, LLC \$83,844.93

Purpose: Upgrade of existing playground at Jordan Ridge Elementary School.

Budget: Capital Outlay – playground equipment.

Recommendation: It was recommended awarding the contract to the most responsive, responsible and acceptable bidder, Sonntag Recreation LLC. They complied with the specifications, terms, and conditions outlined in the bid documents.

MOTION: It was moved by Marilyn Richards and seconded by Jen Atwood to approve the bid for a playground upgrade at Jordan Ridge Elementary School, as recommended. The motion passed with a unanimous vote.

F. School or Department Items for Bid
Central Warehouse **Colored Paper**

Bidders Amount of Bid

Veritiv Operating Company – State Contract PD403 \$120,211.20

Purpose: Restock colored paper.

Budget: Inventory

Recommendation: It was recommended placing the orders with the state contract vendor, Veritiv Operating Company.

G. School or Department Items for Bid
Central Warehouse **Truck Cab Chassis**

<u>Bidders</u>	<u>Amount of Bid</u>
Kenworth Sale Company	\$73,005.55
Rush International Truck Center-Salt Lake City	

Purpose: To provide Central Warehouse with a new truck

Budget: Central Warehouse Capital Equipment

Recommendation: It was recommended awarding the contract to the most responsive, responsible and acceptable bidder, Rush International Truck Center—Salt Lake City. They complied with the specifications, terms, and conditions outlined in the bid documents.

H. School or Department Items for Bid
Mountain Ridge High School **Chemistry Lab & General Science Supplies**

<u>Bidders</u>	<u>Amount of Bid</u>
Flinn Scientific - State Contract MA2922	\$57,304.22
Fisher Scientific Company	
VWR International	

Purpose: To provide chemistry lab and science class supplies.

Budget: New school start-up budget.

Recommendation: It was recommended placing the orders with the state contract vendor, Flinn Scientific.

MOTION: It was moved by Janice Voorhies and seconded by Marilyn Richards to approve bid item F, colored paper for Central Warehouse, bid item G, Truck Cab Chassis for Central Warehouse, and bid item H, chemistry lab and science equipment for Mountain Ridge High School, as recommended. The motion passed with a unanimous vote.

I. School or Department Items for Bid
Ridge View Elementary, Mountain Point Elementary, West Jordan Middle, Mountain Creek Middle, and Mountain Ridge High School **Canon Copy Machines**

<u>Bidders</u>	<u>Amount of Bid</u>
Imaging Concepts	\$147,369.00
Pacific Office Automation	
State Contract AR457	

Purpose: Provide copy machines for five new schools.

Budget: New school start-up equipment funds.

Recommendation: It was recommended placing the orders with the state contract vendors, Imaging Concepts and Pacific Office Automation. They were the lowest responsive and responsible state contract bidders to comply with the specifications, terms, and conditions of the bid.

MOTION: It was moved by Janice Voorhies and seconded by Tracy Miller to approve the bid for Canon copy machines, as recommended. The motion passed with a unanimous vote.

J.	<u>School or Department</u> Riverton High School	<u>Items for Bid</u> HP Chromebooks, Carts & Google Management Console Licenses
----	--	---

<u>Bidders</u> CDW-Government EnPointe Technologies Troxell VLCM State Contract MA2785	<u>Amount of Bid</u> \$230,047.00
---	--------------------------------------

Purpose: Provide Chromebook labs for Math, Language Arts, Social Studies, Science and World Language Departments.

Budget: School technology funds.

Recommendation: It was recommended placing the order with the state contract vendor, Troxell. They were the lowest responsive and responsible state contract bidder.

MOTION: It was moved by Matt Young and seconded by Tracy Miller to approve the bid for HP Chromebooks, carts and Google Management Console licenses, as recommended. The motion passed with a unanimous vote.

K.	<u>School or Department</u> West Jordan Middle School	<u>Items for Bid</u> Apple Computer Equipment
----	---	---

<u>Bidders</u> Apple Computer, Inc. State Contract PA2212	<u>Amount of Bid</u> \$122,936.00
---	--------------------------------------

Purpose: Provide Apple Computer equipment for the rebuilt West Jordan Middle School.

Budget: New school start-up computer funds.

Recommendation: It was recommended placing the orders with the state contract vendor, Apple Computer Inc. They were the lowest responsive and responsible state contract bidder.

L.	<u>School or Department</u> West Jordan Middle School	<u>Items for Bid</u> HP Chromebooks & Google Licenses
----	---	---

<u>Bidders</u> CDW-Government Connection Dynarama	<u>Amount of Bid</u> \$243,708.00
--	--------------------------------------

Troxell
VLCM
State Contract MA2785

Purpose: To provide HP Chromebooks and Google licenses to the rebuilt West Jordan Middle School.

Budget: New school start-up computer funds.

Recommendation: It was recommended placing the order with the state contract vendor, Troxell. They were the lowest responsive and responsible state contract bidder.

M.	<u>School or Department</u> West Jordan Middle School	<u>Items for Bid</u> HP Chromebooks, Carts & Google Licenses
	<u>Bidders</u> CDW-Government ITC Troxell VLCM State Contract MA2785	<u>Amount of Bid</u> \$77,101.44

Purpose: Provide HP Chromebooks, carts & Google licenses to the rebuilt West Jordan Middle School.

Budget: New school start-up computer funds.

Recommendation: It was recommended placing the order with the state contract vendor, Troxell. They were the lowest responsive and responsible state contract bidder.

N.	<u>School or Department</u> West Jordan Middle School	<u>Items for Bid</u> HP Computers, Monitors & Printer Equipment
	<u>Bidders</u> CDW-Government EnPointe Technologies ITC Troxell VLCM State Contract MA2785	<u>Amount of Bid</u> \$67,887.77

Purpose: To provide HP computers, monitors, and printer equipment for teachers and staff at the rebuilt West Jordan Middle School.

Budget: New school start-up computer funds.

Recommendation: It was recommended placing the order with the state contract vendor, Troxell. They were the lowest responsive and responsible state contract bidder.

MOTION: It was moved by Darrell Robinson and seconded by Jen Atwood to approve bid item K, Apple Computer equipment, bid item L, HP Chromebooks and Google licenses, bid item M, HP Chromebooks, carts, and Google licenses, and bid item N, HP computers, monitors and printer equipment for West Jordan Middle School, as recommended. The motion passed with a unanimous vote.

III. **Special Business**

A. **Recommendation to Approve Changes to Bond Plan of Finance**

The Board held a detailed discussion of changes to the Bond Plan of Finance during the study session held May 14, 2019.

Public Comment

No patrons signed up to address the Board regarding this Special Business item and no patrons accepted the invitation to speak.

MOTION: It was moved by Matt Young and seconded by Jen Atwood to approve revisions to the Bond Plan of Finance to add to the plan the new elementary school being constructed in West Jordan.

Mr. John Larsen, business administrator, said the District's bond counsel recommended the Board declare in its motion that land purchases from bond proceeds are complete.

Mr. Young amended his motion as follows:

**AMENDED
MOTION**

It was moved by Matt Young and seconded by Marilyn Richards to amend the motion to approve adding the new elementary school being constructed in West Jordan to the Bond Plan of Finance and to declare that all land purchases from bond proceeds are complete. The motion passed with a unanimous vote.

B. **Recommendation to Approve 2019-20 Negotiated Agreement for Classified Employees**

Public Comment

No patrons signed up to address the Board regarding this Special Business item and no patrons accepted the invitation to speak.

A copy of the 2019-20 Negotiated Agreement for Classified Employees is attached at the conclusion of these minutes. (Attachment 2)

MOTION: It was moved by Jen Atwood and seconded by Darrell Robinson to approve the 2019-20 Negotiated Agreement for Classified Employees. The motion passed with a unanimous vote.

IV. **Information Items**

A. **Superintendent's Report**

Superintendent Johnson said she received a card in the mail that said, "Gratitude is the memory of the heart." She expressed gratitude for the opportunity to serve the District and for the beautiful reception held in her honor. She thanked all those that participated in organizing this reception and especially the Board for going above and beyond for this event. She expressed gratitude to her husband for his support while she served as superintendent. Dr. Johnson expressed appreciation to Board members for always being supportive of all employees and for giving them compliments and helping them understand that we all work alongside each other and all have a role to play. She said this is the tone the Board sets, that we can all be better as we help each other grow and improve. Dr. Johnson stated that the Board did an extraordinary job in selecting Dr. Godfrey to serve as the new superintendent and expressed appreciation to them.

V. **Discussion Items**

A. **Committee Reports and Comments by Board Member**

1. **Community Outreach Board Advisory Committee**

Ms. Atwood, Committee chair, said the Committee has not met in the last few weeks but noted that city parades start on Saturday. She provided information about the time and location to meet to begin the parade. She also asked Board members to let her know the parades they will not be able to attend. Ms. Atwood reported that the Health and Wellness Committee met and reviewed data on child abuse, adolescent births, sexually transmitted diseases, and pornography incidences. She let Board members know that videos are available for them to view related to maturation programs for fifth grade students, contraceptives, and consent for middle and high schools. She also said parents can request from the school nurses to view these videos before they are shown to students.

2. **Facilities Board Advisory Committee**

Ms. Miller, Committee chair, stated that the Committee will be meeting on Monday and she will provide a report at the next meeting of the Board. She also reminded Board members that the 2020 summer project list will be provided at the June Board meeting.

3. **District Finance and Audit Board Advisory Committee**

Mr. Young, Committee chair, reported that the Committee met and discussed the internal audit of the school building projects. Mr. Christensen, the Board internal auditor will be tasked to audit the new school construction builds to determine if there is a way he can verify that contractors and subcontractors are in compliance with employment withholding regulations. Mr. Young said he expects full cooperation by District departments and no forestalling of the audit work. He said the Committee doesn't have a high level of confidence that Mr. Christensen can confirm in the affirmative that the employment withholding regulations are in compliance and if he is not able to do that, then the Board is seeking recommendations on policies and procedures to be implemented going forward to insure that if ever called into question, the Board can, upon demand, answer in the affirmative that subcontractors and contractors are in compliance. And finally, Mr. Christensen will explore the construction process to help identify areas in which the District is vulnerable and areas that can be improved in that process. He added that hopefully when the report is concluded, the District can provide assurances that have not yet been provided. Mr. Young said the Committee discussed a number of other items that he will present during closed session.

4. **Government Relations Board Advisory Committee**

Ms. Richards, Committee chair, stated that the Committee will meet on June 17 and has been tasked with contacting USBA to find out how the District can present information at the January USBA conference.

5. **Innovations in Education Board Advisory Committee**

Mr. Robinson, Committee chair, said he had nothing new to report at this time.

6. **Executive Committee**

Mr. Dunford, Board President, said the Executive Committee had nothing new to report but he wanted to invite patrons to the budget hearing on June 11, 2019.

7. **Additional Committee Reports**

Ms. Voorhies reported that USBA will be holding meetings on June 18 and 25 and they will begin discussing legislative priorities for next year. She also reported that Jordan Education

Foundation is holding its annual golf tournament on June 20 and said it may be of interest to know that over the past two to three years, contributions to the Foundation have more than doubled.

At 9:48 p.m., President Dunford declared the meeting adjourned and announced that the Board would return to study session.

STUDY SESSION, Continued

Those recognized or signed-in as present:

Bryce Dunford, Board President
Tracy J. Miller, Board Vice President
Matthew Young, Board Secretary
Jen Atwood, Board Member
Marilyn Richards, Board Member
Darrell Robinson, Board Member
Janice L. Voorhies, Board Member
Patrice A. Johnson, Superintendent of Schools
Anthony A. Godfrey, Associate Superintendent
John Larsen, Business Administrator
Paul Van Komen, Burbidge & White
Shelley Nordick, Administrator of Teaching and Learning
Jeri Clayton, Administrative Assistant

President Dunford presided and conducted. The Board of Education continued its study session to discuss the following:

D. Superintendent Search Review and Follow-up

Ms. Tracy Miller briefly reviewed the superintendent search process and led a discussion about next steps for creating a smooth transition as Dr. Johnson leaves and Dr. Godfrey begins serving as superintendent. Board members discussed their role in introducing Dr. Godfrey to the community and to elected officials and recommended having Dr. Godfrey determine his own course in introducing himself to those under his direction. Ms. Richards, chair of the Government Relations Board Advisory Committee, was tasked with making arrangements for introductions to elected officials and Ms. Atwood, chair of the Community Outreach Board Advisory Committee, was tasked with providing recommendations for introducing Dr. Godfrey to community members.

Ms. Miller also asked for input about protocols and expectations and suggested holding a discussion during the July 18 Board retreat on these matters as well as Ends and Executive Limitations policies.

At 10:17 p.m., the meeting adjourned.

MOTION: At 10:17 p.m., it was moved by Janice Voorhies and seconded by Marilyn Richards to go into closed session. The motion passed with a unanimous vote.

CLOSED SESSION

Those recognized or signed-in as present:

Bryce Dunford, Board President
Tracy J. Miller, Board Vice President
Matthew Young, Board Secretary
Jen Atwood, Board Member
Marilyn Richards, Board Member
Darrell Robinson, Board Member
Janice L. Voorhies, Board Member

Patrice A. Johnson, Superintendent of Schools
Anthony A. Godfrey, Associate Superintendent
John Larsen, Business Administrator
Paul Van Komen, Burbidge & White
Shelley Nordick, Administrator of Teaching and Learning

President Dunford presided and conducted. The Board of Education met in a closed session to discuss negotiations. The closed session discussion was recorded and archived.

MOTION: At 11:35 p.m., it was moved by Janice Voorhies and seconded by Darrell Robinson to adjourn the meeting. The motion passed with a unanimous vote.

/jc
Attachments

Summary of Funds and Functions

<u>Fund #</u>	<u>Name</u>	<u>Examples of Activity</u>
10	General Fund (aka Maintenance and Operations)	K-12 instruction, support services offices
23	Non K-12 Fund	Pre-school, Adult Education, Community Education, coaches/advisor stipends
31	Debt Service Fund	General Obligation Bonds repayment
32	Capital Projects Fund (aka Capital Outlay)	Major construction and maintenance projects; land, bus, and equipment purchases
51	Nutrition Services Fund (aka School Lunch)	School breakfast and lunch sales and all associated costs
60	Health and Accident Self-Insurance Fund	Health, life, disability, and industrial insurance premiums and claims
75	Jordan Education Foundation Fund	Donations earmarked for Foundation

Expenditure

<u>Function #</u>	<u>Name</u>	<u>Examples of Activity</u>
1000	Instruction	Student classroom costs; teachers, substitutes, textbooks, supplies, etc.
2100	Support Services - Students	Nurses, psychologists, counselors, Guidance, Planning and Student Services
2200	Support Services - Instructional Staff	Curriculum, teacher professional development, media centers, testing
2300	Support Services - District Administration	Board of Education, superintendent, area administrators of schools
2400	Support Services - School Administration	Principals, assistant principals, office staff, registrars, school postage
2500	Support Services - Business	Business administrator, Accounting, Payroll, Purchasing
2600	Support Services - Operations and Maintenance	Utilities, Custodial, Maintenance, Central Warehouse, property management
2700	Support Services - Transportation	Student transportation to and from school, field trips
2800	Support Services - Other Central	Human Resources, Information Systems, Communications, Insurance Services
3100	Food Services	Nutrition Services
3300	Community Services	Pre-School, Adult Education, Community Education, coaches/advisor stipends, Foundation
4000	Facilities Acquisition and Construction	Major construction and maintenance projects; land, bus, and equipment purchases
5100	Debt Services	Repayment of bonds
8000	Foundation Donations	Donations earmarked for Foundation

Description	2018-19 Revised Budget	Encumbered Amount	April 2018-19 Monthly Activity	2018-19 FYTD Activity	Unencumbered Balance	Percent Remaining
10 MAINTENANCE & OPERATIONS						
1000 LOCAL REVENUE						
AD VALOREM TAXES	70,423,820.49	0.00	299,902.93	69,467,718.14	956,102.35	1.36%
AD VALOREM TAXES	11,249,182.50	0.00	2,173,086.40	5,999,622.05	5,249,560.45	46.67%
TUITIONS	2,048,040.00	0.00	130,060.00	433,365.46	1,614,674.54	78.84%
INVESTMENT EARNINGS	4,250,000.00	0.00	984,159.09	7,315,119.27	-3,065,119.27	-72.12%
OTHER LOCAL REVENUE	5,868,852.31	0.00	297,476.05	2,928,585.82	2,940,266.49	50.10%
LOCAL REVENUE	93,839,895.30	0.00	3,884,684.47	86,144,410.74	7,695,484.56	8.20%
3000 STATE REVENUE						
STATE REVENUE	152,823,851.97	0.00	12,979,896.25	130,013,670.96	22,810,181.01	14.93%
RESTRICTED GRANT OPTIONAL	37,758,859.24	0.00	2,663,316.31	42,653,189.58	-4,894,330.34	-12.96%
RESTRICTED GRANT VOC & OTHER	15,720,735.29	0.00	1,204,580.08	13,394,308.43	2,326,426.86	14.80%
RESTRICTED GRANT BASIC PROG	14,010,733.07	0.00	1,146,752.25	11,717,301.75	2,293,431.32	16.37%
RESTRICTED GRANT SPEC PURPOSE	20,887,653.48	0.00	1,254,721.17	18,927,514.18	1,960,139.30	9.38%
SCHOOL BLDG FOUNDATION AID	2,782,217.16	0.00	144,725.10	2,128,485.60	653,731.56	23.50%
MISCELLANEOUS STATE PROGRAMS	481,536.41	0.00	10,007.52	420,419.90	61,116.51	12.69%
SUPPLEMENTAL APPROPRIATIONS	19,001,723.38	0.00	1,443,188.63	15,564,146.80	3,437,576.58	18.09%
MISCELLANEOUS STATE REVENUE	20,000.00	0.00	395.39	9,727.29	10,272.71	51.36%
STATE REVENUE	263,487,310.00	0.00	20,847,582.70	234,828,764.49	28,658,545.51	10.88%
4000 FEDERAL REVENUE						
UNRESTRICTED GRANT THRU STATE	247,230.02	0.00	0.00	145,520.06	101,709.96	41.14%
RESTRICTED GRANT DIRECT	49,080.00	0.00	0.00	14,643.17	34,436.83	70.16%
RESTRICTED GRANT THRU STATE	10,798,847.00	0.00	185,496.46	7,984,936.35	2,813,910.65	26.06%
OTHER FEDERAL RESTRICTED	468,000.00	0.00	0.00	0.00	468,000.00	100.00%
FEDERAL NCLB	4,973,478.65	0.00	0.00	2,133,311.21	2,840,167.44	57.11%
FEDERAL NCLB	105,648.00	0.00	0.00	28,544.18	77,103.82	72.98%
FEDERAL REVENUE	16,642,283.67	0.00	185,496.46	10,306,954.97	6,335,328.70	38.07%

Description	2018-19 Revised Budget	Encumbered Amount	April 2018-19 Monthly Activity	2018-19 FYTD Activity	Unencumbered Balance	Percent Remaining
10 MAINTENANCE & OPERATIONS						
5000 OTHER LOCAL SOURCES						
TRANSFER IN FROM OTHER FUNDS	-247,976.00	0.00	0.00	0.00	-247,976.00	100.00%
OTHER LOCAL SOURCES	-247,976.00	0.00	0.00	0.00	-247,976.00	100.00%
MAINTENANCE & OPERATIONS	373,721,512.97	0.00	24,917,763.63	331,280,130.20	42,441,382.77	11.36%

21 STUDENT ACTIVITIES FUND						
1000 LOCAL REVENUE						
INVESTMENT EARNINGS	60,000.00	0.00	0.00	0.00	60,000.00	100.00%
FOUNDATION	200,000.00	0.00	3,770.72	20,602.36	179,397.64	89.70%
ACTIVITY	3,750,000.00	0.00	6,500.01	10,344.80	3,739,655.20	99.72%
OTHER LOCAL REVENUE	3,990,000.00	0.00	57,733.78	602,789.60	3,387,210.40	84.89%
LOCAL REVENUE	8,000,000.00	0.00	68,004.51	633,736.76	7,366,263.24	92.08%
STUDENT ACTIVITIES FUND	8,000,000.00	0.00	68,004.51	633,736.76	7,366,263.24	92.08%

23 NON K-12						
1000 LOCAL REVENUE						
AD VALOREM TAXES	647,448.00	0.00	3,199.25	659,043.95	-11,595.95	-1.79%
AD VALOREM TAXES	95,052.00	0.00	20,595.02	56,860.27	38,191.73	40.18%
TUITIONS	61,191.66	0.00	3,155.00	29,636.00	31,555.66	51.57%
INVESTMENT EARNINGS	60,000.00	0.00	59.33	839.23	59,160.77	98.60%
OTHER LOCAL REVENUE	820,625.20	0.00	128,941.69	561,532.91	259,092.29	31.57%
LOCAL REVENUE	1,684,316.86	0.00	155,950.29	1,307,912.36	376,404.50	22.35%

Description	2018-19 Revised Budget	Encumbered Amount	April 2018-19 Monthly Activity	2018-19 FYTD Activity	Unencumbered Balance	Percent Remaining
23 3000 NON K-12 STATE REVENUE						
RESTRICTED GRANT OPTIONAL	5,661,259.49	0.00	316,906.27	5,206,483.36	454,776.13	8.03%
RESTRICTED GRANT VOC & OTHER	472,091.00	0.00	39,340.87	411,247.55	60,843.45	12.89%
UNRESTRICTED GRANT BASIC PROG	65,000.00	0.00	-211,922.22	28,400.00	36,600.00	56.31%
STATE REVENUE	6,198,350.49	0.00	144,324.92	5,646,130.91	552,219.58	8.91%
4000 FEDERAL REVENUE						
RESTRICTED GRANT DIRECT	454,123.96	0.00	0.00	0.52	454,123.44	100.00%
RESTRICTED GRANT THRU STATE	3,864,925.36	0.00	279,147.72	2,776,578.92	1,088,346.44	28.16%
FEDERAL REVENUE	4,319,049.32	0.00	279,147.72	2,776,579.44	1,542,469.88	35.71%
NON K-12	12,201,716.67	0.00	579,422.93	9,730,622.71	2,471,093.96	20.25%
26 1000 Tax Increment LOCAL REVENUE						
AD VALOREM TAXES	17,411,026.00	0.00	0.00	0.00	17,411,026.00	100.00%
LOCAL REVENUE	17,411,026.00	0.00	0.00	0.00	17,411,026.00	100.00%
Tax Increment	17,411,026.00	0.00	0.00	0.00	17,411,026.00	100.00%
31 1000 DEBT SERVICE LOCAL REVENUE						
AD VALOREM TAXES	17,086,121.00	0.00	55,593.38	17,214,199.36	-128,078.36	-0.75%
AD VALOREM TAXES	2,476,453.00	0.00	540,463.19	1,492,151.83	984,301.17	39.75%
INVESTMENT EARNINGS	125,000.00	0.00	1,556.94	32,079.51	92,920.49	74.34%

Description	2018-19 Revised Budget	Encumbered Amount	April 2018-19 Monthly Activity	2018-19 FYTD Activity	Unencumbered Balance	Percent Remaining
31 DEBT SERVICE						
1000 LOCAL REVENUE						
LOCAL REVENUE	19,687,574.00	0.00	597,613.51	18,738,430.70	949,143.30	4.82%
DEBT SERVICE	19,687,574.00	0.00	597,613.51	18,738,430.70	949,143.30	4.82%
=====						
32 CAPITAL OUTLAY						
1000 LOCAL REVENUE						
AD VALOREM TAXES	39,234,791.00	0.00	184,299.77	39,337,005.27	-102,214.27	-0.26%
AD VALOREM TAXES	5,667,709.00	0.00	1,228,836.05	3,392,663.95	2,275,045.05	40.14%
INVESTMENT EARNINGS	1,630,000.00	0.00	113,025.44	411,277.32	1,218,722.68	74.77%
LOCAL REVENUE	46,532,500.00	0.00	1,526,161.26	43,140,946.54	3,391,553.46	7.29%
3000 STATE REVENUE						
SCHOOL BLDG FOUNDATION AID	456,832.00	0.00	38,069.38	380,693.68	76,138.32	16.67%
SUPPLEMENTAL APPROPRIATIONS	0.00	0.00	0.00	757,568.50	-757,568.50	0.00%
STATE REVENUE	456,832.00	0.00	38,069.38	1,138,262.18	-681,430.18	-149.16%
4000 FEDERAL REVENUE						
RESTRICTED GRANT DIRECT	1,709,026.00	0.00	0.00	410,998.00	1,298,028.00	75.95%
FEDERAL REVENUE OTHER AGENCIES	417,035.00	0.00	0.00	208,517.40	208,517.60	50.00%
FEDERAL REVENUE	2,126,061.00	0.00	0.00	619,515.40	1,506,545.60	70.86%

Description	2018-19 Revised Budget	Encumbered Amount	April 2018-19 Monthly Activity	2018-19 FYTD Activity	Unencumbered Balance	Percent Remaining
32 CAPITAL OUTLAY						
5000 OTHER LOCAL SOURCES						
BONDS	80,237,811.00	0.00	-162,575.15	80,237,810.60	0.40	0.00%
SALE OF FIXED ASSETS	85,000.00	0.00	21,831.88	131,112.06	-46,112.06	-54.25%
OTHER LOCAL SOURCES	80,322,811.00	0.00	-140,743.27	80,368,922.66	-46,111.66	-0.06%
CAPITAL OUTLAY	129,438,204.00	0.00	1,423,487.37	125,267,646.78	4,170,557.22	3.22%
51 SCHOOL FOODS						
1000 LOCAL REVENUE						
INVESTMENT EARNINGS	140,000.00	0.00	0.00	0.00	140,000.00	100.00%
FOOD SERVICES REVENUE	7,950,000.00	0.00	904,472.88	7,197,011.41	752,988.59	9.47%
OTHER LOCAL REVENUE	60,688.64	0.00	753.25	58,775.07	1,913.57	3.15%
LOCAL REVENUE	8,150,688.64	0.00	905,226.13	7,255,786.48	894,902.16	10.98%
3000 STATE REVENUE						
RESTRICTED GRANT VOC & OTHER	4,000,000.00	0.00	398,036.80	2,467,977.80	1,532,022.20	38.30%
STATE REVENUE	4,000,000.00	0.00	398,036.80	2,467,977.80	1,532,022.20	38.30%
4000 FEDERAL REVENUE						
RESTRICTED GRANT THRU STATE	8,701,602.00	0.00	752,594.90	5,411,531.68	3,290,070.32	37.81%
FEDERAL REVENUE	8,701,602.00	0.00	752,594.90	5,411,531.68	3,290,070.32	37.81%
SCHOOL FOODS	20,852,290.64	0.00	2,055,857.83	15,135,295.96	5,716,994.68	27.42%

Description	2018-19 Revised Budget	Encumbered Amount	April 2018-19 Monthly Activity	2018-19 FYTD Activity	Unencumbered Balance	Percent Remaining
60 HEALTH & ACCIDENT SELF INSURED						
1000 LOCAL REVENUE						
INVESTMENT EARNINGS	320,000.00	0.00	0.00	0.00	320,000.00	100.00%
OTHER LOCAL REVENUE	37,715,000.00	0.00	3,239,093.58	28,961,178.10	8,753,821.90	23.21%
LOCAL REVENUE	38,035,000.00	0.00	3,239,093.58	28,961,178.10	9,073,821.90	23.86%
HEALTH & ACCIDENT SELF INSURED	38,035,000.00	0.00	3,239,093.58	28,961,178.10	9,073,821.90	23.86%
=====						
75 FOUNDATION						
5000 OTHER LOCAL SOURCES						
TRANSFER IN FROM OTHER FUNDS	247,976.00	0.00	0.00	0.00	247,976.00	100.00%
OTHER LOCAL SOURCES	247,976.00	0.00	0.00	0.00	247,976.00	100.00%
8000 CHALLENGE RACE						
CHALLENGE RACE	1,001,000.00	0.00	4,182.00	269,293.75	731,706.25	73.10%
	0.00	0.00	-2,731.54	274,363.67	-274,363.67	0.00%
AEROSPACE PROGRAM	0.00	0.00	23,088.50	877,146.09	-877,146.09	0.00%
CHALLENGE RACE	0.00	0.00	501.51	195,407.96	-195,407.96	0.00%
	0.00	0.00	6,959.09	445,835.28	-445,835.28	0.00%
MUSIC PROGRAM	0.00	0.00	407.71	279,887.65	-279,887.65	0.00%
FOUNDATION	0.00	0.00	149.68	25,952.47	-25,952.47	0.00%
DOKAS CLASS	0.00	0.00	0.00	25,140.22	-25,140.22	0.00%
LLOYDS CLASS	0.00	0.00	375.00	28,985.01	-28,985.01	0.00%
SANDER'S CLASS	0.00	0.00	620.00	25,687.05	-25,687.05	0.00%
CHALLENGE RACE	1,001,000.00	0.00	33,551.95	2,447,699.15	-1,446,699.15	-144.53%
FOUNDATION	1,248,976.00	0.00	33,551.95	2,447,699.15	-1,198,723.15	-95.98%
=====						

<u>Description</u>	<u>2018-19 Revised Budget</u>	<u>Encumbered Amount</u>	<u>April 2018-19 Monthly Activity</u>	<u>2018-19 FYTD Activity</u>	<u>Unencumbered Balance</u>	<u>Percent Remaining</u>
Grand Revenue Totals	620,596,300.28	0.00	32,914,795.31	532,194,740.36	88,401,559.92	14.24%

Number of Accounts: 1398

***** End of report *****

Description	2018-19 Revised Budget	Encumbered Amount	April 2018-19 Monthly Activity	2018-19 FYTD Activity	Unencumbered Balance	Percent Remaining
10	MAINTENANCE & OPERATIONS					
1000	INSTRUCTION					
SALARIES	169,335,051.31	0.00	13,391,286.25	108,434,953.66	60,900,097.65	35.96%
EMPLOYEE BENEFITS	71,297,961.84	0.00	5,403,528.44	45,315,213.32	25,982,748.52	36.44%
CONTRACT SERVICES	3,185,948.50	142,296.58	612,824.88	2,646,260.86	397,391.06	12.47%
REPAIRS	109,735.00	0.00	3,283.05	17,842.64	91,892.36	83.74%
MISCELLANEOUS	1,284,758.92	10,051.68	243,829.67	368,163.61	906,543.63	70.56%
SUPPLIES	19,559,515.35	687,744.11	659,783.57	11,096,674.83	7,775,096.41	39.75%
EQUIPMENT	396,526.08	131,681.95	61,227.71	190,640.10	74,204.03	18.71%
OTHER OBJECTS	103,288.26	0.00	-59.01	33,004.10	70,284.16	68.05%
INSTRUCTION	265,272,785.26	971,774.32	20,375,704.56	168,102,753.12	96,198,257.82	36.26%
2100	SUPPORT SERVICES STUDENTS					
SALARIES	12,690,322.39	0.00	972,604.97	8,073,653.14	4,616,669.25	36.38%
EMPLOYEE BENEFITS	4,770,924.80	0.00	370,493.53	3,072,946.74	1,697,978.06	35.59%
CONTRACT SERVICES	223,130.00	162,413.35	21,377.21	165,215.78	-104,499.13	-46.83%
REPAIRS	1,000.00	0.00	0.00	0.00	1,000.00	100.00%
MISCELLANEOUS	35,344.00	871.04	11,693.77	36,299.56	-1,826.60	-5.17%
SUPPLIES	38,773.00	3,409.32	9,735.22	18,630.82	16,732.86	43.16%
EQUIPMENT	10,750.00	0.00	0.00	741.72	10,008.28	93.10%
OTHER OBJECTS	46,755.50	0.00	69.00	18,081.75	28,673.75	61.33%
SUPPORT SERVICES STUDENTS	17,816,999.69	166,693.71	1,385,973.70	11,385,569.51	6,264,736.47	35.16%
2200	SUPPORT SERVICES INSTRCT STAFF					
SALARIES	10,870,075.87	0.00	812,813.51	7,390,682.41	3,479,393.46	32.01%
EMPLOYEE BENEFITS	4,224,460.50	0.00	288,997.54	2,663,795.60	1,560,664.90	36.94%
CONTRACT SERVICES	1,767,251.11	30,394.00	124,124.49	622,689.87	1,114,167.24	63.05%
REPAIRS	9,730.00	0.00	0.00	2,040.73	7,689.27	79.03%
MISCELLANEOUS	536,272.98	7,313.62	60,667.36	259,445.30	269,514.06	50.26%
SUPPLIES	1,215,068.24	150,067.73	61,601.11	1,176,405.41	-111,404.90	-9.17%
EQUIPMENT	601,512.80	0.00	1,949.00	3,635.06	597,877.74	99.40%
OTHER OBJECTS	9,573.30	0.00	1,492.89	10,836.83	-1,263.53	-13.20%

Description	2018-19 Revised Budget	Encumbered Amount	April 2018-19 Monthly Activity	2018-19 FYTD Activity	Unencumbered Balance	Percent Remaining
10 MAINTENANCE & OPERATIONS						
2200 SUPPORT SERVICES INSTRCT STAFF						
SUPPORT SERVICES INSTRCT STAFF	19,233,944.80	187,775.35	1,351,645.90	12,129,531.21	6,916,638.24	35.96%
2300 SUPPORT SERVICES DIST GEN ADMN						
SALARIES	1,909,276.89	0.00	149,062.15	1,524,644.17	384,632.72	20.15%
EMPLOYEE BENEFITS	789,789.06	0.00	63,360.13	641,566.62	148,222.44	18.77%
CONTRACT SERVICES	412,612.00	10,200.00	18,076.03	255,244.72	147,167.28	35.67%
REPAIRS	250.00	0.00	0.00	0.00	250.00	100.00%
MISCELLANEOUS	105,435.00	0.00	13,491.18	59,824.90	45,610.10	43.26%
SUPPLIES	59,830.00	50.00	15,212.67	46,653.27	13,126.73	21.94%
OTHER OBJECTS	50,400.00	0.00	75.00	2,368.32	48,031.68	95.30%
SUPPORT SERVICES DIST GEN ADMN	3,327,592.95	10,250.00	259,277.16	2,530,302.00	787,040.95	23.65%
2400 SUPPORT SERVICES SCHOOL ADMIN						
SALARIES	18,366,261.29	0.00	1,536,973.14	14,715,497.47	3,650,763.82	19.88%
EMPLOYEE BENEFITS	7,554,914.82	0.00	590,575.33	5,695,435.29	1,859,479.53	24.61%
CONTRACT SERVICES	0.00	0.00	53.00	11,556.98	-11,556.98	0.00%
MISCELLANEOUS	631,240.39	1,999.00	25,545.01	236,026.54	393,214.85	62.29%
SUPPLIES	5,310.00	0.00	726.12	27,056.00	-21,746.00	-409.53%
EQUIPMENT	675.00	0.00	0.00	675.00	0.00	0.00%
OTHER OBJECTS	0.00	0.00	-127.45	4,243.40	-4,243.40	0.00%
SUPPORT SERVICES SCHOOL ADMIN	26,558,401.50	1,999.00	2,153,745.15	20,690,490.68	5,865,911.82	22.09%
2500 SUPPORT SERVICES BUSINESS						
SALARIES	1,583,325.92	0.00	143,961.84	1,334,348.66	248,977.26	15.72%
EMPLOYEE BENEFITS	685,947.53	0.00	62,842.98	577,646.50	108,301.03	15.79%
CONTRACT SERVICES	35,505.00	0.00	1,229.00	9,191.75	26,313.25	74.11%
REPAIRS	300.00	0.00	0.00	0.00	300.00	100.00%
MISCELLANEOUS	1,538,130.00	0.00	1,447.25	1,159,506.13	378,623.87	24.62%
SUPPLIES	24,200.00	0.00	1,495.73	18,726.41	5,473.59	22.62%

Description	2018-19 Revised Budget	Encumbered Amount	April 2018-19 Monthly Activity	2018-19 FYTD Activity	Unencumbered Balance	Percent Remaining
10 MAINTENANCE & OPERATIONS						
2500 SUPPORT SERVICES BUSINESS						
EQUIPMENT	1,890.00	0.00	0.00	0.00	1,890.00	100.00%
OTHER OBJECTS	6,900.00	0.00	305.00	4,432.00	2,468.00	35.77%
SUPPORT SERVICES BUSINESS	3,876,198.45	0.00	211,281.80	3,103,851.45	772,347.00	19.93%
2600 OPERATION/MAINT OF PLANT						
SALARIES	15,015,887.42	0.00	1,242,822.52	12,324,530.54	2,691,356.88	17.92%
EMPLOYEE BENEFITS	6,003,390.08	0.00	490,518.11	4,945,360.33	1,058,029.75	17.62%
CONTRACT SERVICES	197,772.00	0.00	4,842.00	96,804.09	100,967.91	51.05%
REPAIRS	932,306.00	12,960.83	69,676.51	830,348.07	88,997.10	9.55%
MISCELLANEOUS	180,350.00	18.00	15,917.61	106,425.60	73,906.40	40.98%
SUPPLIES	14,105,266.00	80,902.45	850,357.62	9,593,937.02	4,430,426.53	31.41%
EQUIPMENT	6,500.00	0.00	221.08	829.20	5,670.80	87.24%
OTHER OBJECTS	23,100.00	0.00	262.00	16,381.89	6,718.11	29.08%
OPERATION/MAINT OF PLANT	36,464,571.50	93,881.28	2,674,617.45	27,914,616.74	8,456,073.48	23.19%
2700 STUDENT TRANSPORTATION SERVICE						
SALARIES	7,367,246.06	0.00	690,542.72	5,724,960.40	1,642,285.66	22.29%
EMPLOYEE BENEFITS	3,266,617.72	0.00	269,188.35	2,349,125.07	917,492.65	28.09%
CONTRACT SERVICES	107,700.00	0.00	4,422.85	218,526.42	-110,826.42	-102.90%
REPAIRS	22,000.00	1,117.46	3,746.36	24,215.11	-3,332.57	-15.15%
MISCELLANEOUS	107,990.00	261.95	7,007.40	86,491.71	21,236.34	19.67%
SUPPLIES	1,960,610.00	9,827.53	138,736.56	1,375,978.51	574,803.96	29.32%
EQUIPMENT	10,000.00	0.00	3,287.86	20,540.45	-10,540.45	-105.40%
OTHER OBJECTS	7,000.00	0.00	0.00	4,342.75	2,657.25	37.96%
STUDENT TRANSPORTATION SERVICE	12,849,163.78	11,206.94	1,116,932.10	9,804,180.42	3,033,776.42	23.61%

Description	2018-19 Revised Budget	Encumbered Amount	April 2018-19 Monthly Activity	2018-19 FYTD Activity	Unencumbered Balance	Percent Remaining
10 MAINTENANCE & OPERATIONS						
2800 SUPPORT SERVICES CENTRAL						
SALARIES	5,312,737.02	0.00	444,632.89	4,330,596.40	982,140.62	18.49%
EMPLOYEE BENEFITS	2,171,448.56	0.00	186,139.73	1,787,842.77	383,605.79	17.67%
CONTRACT SERVICES	1,179,547.00	17,614.40	432,093.54	803,534.95	358,397.65	30.38%
REPAIRS	160,480.00	0.00	0.00	102,396.43	58,083.57	36.19%
MISCELLANEOUS	402,865.00	5,250.00	32,449.20	233,830.19	163,784.81	40.66%
SUPPLIES	265,568.00	3,035.03	16,425.02	115,427.87	147,105.10	55.39%
EQUIPMENT	2,000.00	0.00	0.00	0.00	2,000.00	100.00%
OTHER OBJECTS	15,769.00	0.00	95.00	14,759.95	1,009.05	6.40%
SUPPORT SERVICES CENTRAL	9,510,414.58	25,899.43	1,111,835.38	7,388,388.56	2,096,126.59	22.04%
3100 FOOD SERVICES						
SALARIES	4,000.00	0.00	383.33	3,483.32	516.68	12.92%
EMPLOYEE BENEFITS	1,254.00	0.00	123.21	1,119.58	134.42	10.72%
FOOD SERVICES	5,254.00	0.00	506.54	4,602.90	651.10	12.39%
3300 COMMUNITY SERVICES						
SALARIES	249,140.00	0.00	27,021.67	217,436.68	31,703.32	12.73%
EMPLOYEE BENEFITS	89,010.65	0.00	8,685.45	69,887.48	19,123.17	21.48%
COMMUNITY SERVICES	338,150.65	0.00	35,707.12	287,324.16	50,826.49	15.03%
MAINTENANCE & OPERATIONS	395,253,477.16	1,469,480.03	30,677,226.86	263,341,610.75	130,442,386.38	33.00%

Description	2018-19 Revised Budget	Encumbered Amount	April 2018-19 Monthly Activity	2018-19 FYTD Activity	Unencumbered Balance	Percent Remaining
21	STUDENT ACTIVITIES FUND					
1000	INSTRUCTION					
CONTRACT SERVICES	2,300,000.00	0.00	14,767.10	61,862.63	2,238,137.37	97.31%
REPAIRS	0.00	0.00	0.00	330.58	-330.58	0.00%
MISCELLANEOUS	0.00	0.00	21,228.76	133,719.08	-133,719.08	0.00%
SUPPLIES	5,700,000.00	6,563.02	50,926.24	409,847.29	5,283,589.69	92.69%
EQUIPMENT	300,000.00	0.00	0.00	0.00	300,000.00	100.00%
OTHER OBJECTS	700,000.00	0.00	199.00	21,490.80	678,509.20	96.93%
INSTRUCTION	9,000,000.00	6,563.02	87,121.10	627,250.38	8,366,186.60	92.96%
2200	SUPPORT SERVICES INSTRCT STAFF					
CONTRACT SERVICES	0.00	0.00	0.00	2,294.00	-2,294.00	0.00%
SUPPORT SERVICES INSTRCT STAFF	0.00	0.00	0.00	2,294.00	-2,294.00	0.00%
2400	SUPPORT SERVICES SCHOOL ADMIN					
CONTRACT SERVICES	0.00	0.00	0.00	0.00	0.00	0.00%
SUPPORT SERVICES SCHOOL ADMIN	0.00	0.00	0.00	0.00	0.00	0.00%
STUDENT ACTIVITIES FUND	9,000,000.00	6,563.02	87,121.10	629,544.38	8,363,892.60	92.93%
23	NON K-12					
1000	INSTRUCTION					
CONTRACT SERVICES	0.00	0.00	25.98	237.80	-237.80	0.00%
INSTRUCTION	0.00	0.00	25.98	237.80	-237.80	0.00%

Description	2018-19 Revised Budget	Encumbered Amount	April 2018-19 Monthly Activity	2018-19 FYTD Activity	Unencumbered Balance	Percent Remaining
23 NON K-12						
2400 SUPPORT SERVICES SCHOOL ADMIN						
EMPLOYEE BENEFITS	12,389.00	0.00	0.00	0.00	12,389.00	100.00%
SUPPORT SERVICES SCHOOL ADMIN	12,389.00	0.00	0.00	0.00	12,389.00	100.00%
3300 COMMUNITY SERVICES						
SALARIES	8,839,384.55	0.00	562,572.82	4,971,007.13	3,868,377.42	43.76%
EMPLOYEE BENEFITS	2,976,085.73	0.00	189,931.01	1,684,250.15	1,291,835.58	43.41%
CONTRACT SERVICES	85,580.00	2,250.00	3,566.50	43,530.64	39,799.36	46.51%
REPAIRS	59,300.00	0.00	18,381.25	18,381.25	40,918.75	69.00%
MISCELLANEOUS	132,650.00	0.00	10,653.00	67,863.24	64,786.76	48.84%
SUPPLIES	369,362.49	9,601.86	18,645.10	208,542.35	151,218.28	40.94%
EQUIPMENT	5,000.00	0.00	-4,065.52	0.00	5,000.00	100.00%
OTHER OBJECTS	155,787.21	0.00	127.45	1,252.45	154,534.76	99.20%
COMMUNITY SERVICES	12,623,149.98	11,851.86	799,811.61	6,994,827.21	5,616,470.91	44.49%
NON K-12	12,635,538.98	11,851.86	799,837.59	6,995,065.01	5,628,622.11	44.55%
26 Tax Increment						
3300 COMMUNITY SERVICES						
OTHER OBJECTS	17,411,026.00	0.00	0.00	0.00	17,411,026.00	100.00%
COMMUNITY SERVICES	17,411,026.00	0.00	0.00	0.00	17,411,026.00	100.00%
Tax Increment	17,411,026.00	0.00	0.00	0.00	17,411,026.00	100.00%

Description	2018-19 Revised Budget	Encumbered Amount	April 2018-19 Monthly Activity	2018-19 FYTD Activity	Unencumbered Balance	Percent Remaining
31 DEBT SERVICE						
5100 DEBT SERVICES						
OTHER OBJECTS	20,305,643.00	0.00	0.00	3,453,384.91	16,852,258.09	82.99%
DEBT SERVICES	20,305,643.00	0.00	0.00	3,453,384.91	16,852,258.09	82.99%
DEBT SERVICE	20,305,643.00	0.00	0.00	3,453,384.91	16,852,258.09	82.99%
=====						
32 CAPITAL OUTLAY						
1000 INSTRUCTION						
MISCELLANEOUS	0.00	0.00	0.00	-400,000.00	400,000.00	0.00%
SUPPLIES	3,393,000.00	550,508.81	25,284.13	29,710.01	2,812,781.18	82.90%
INSTRUCTION	3,393,000.00	550,508.81	25,284.13	-370,289.99	3,212,781.18	94.69%
2200 SUPPORT SERVICES INSTRCT STAFF						
SUPPLIES	746,000.00	22,496.73	0.00	0.00	723,503.27	96.98%
SUPPORT SERVICES INSTRCT STAFF	746,000.00	22,496.73	0.00	0.00	723,503.27	96.98%
2300 SUPPORT SERVICES DIST GEN ADMN						
MISCELLANEOUS	0.00	0.00	0.00	2,514.95	-2,514.95	0.00%
OTHER OBJECTS	238,000.00	0.00	-162,575.15	237,810.60	189.40	0.08%
SUPPORT SERVICES DIST GEN ADMN	238,000.00	0.00	-162,575.15	240,325.55	-2,325.55	-0.98%

Description	2018-19 Revised Budget	Encumbered Amount	April 2018-19 Monthly Activity	2018-19 FYTD Activity	Unencumbered Balance	Percent Remaining
32 CAPITAL OUTLAY						
2600 OPERATION/MAINT OF PLANT						
SALARIES	45,000.00	0.00	0.00	672.00	44,328.00	98.51%
EMPLOYEE BENEFITS	0.00	0.00	0.00	112.20	-112.20	0.00%
CONTRACT SERVICES	5,000.00	0.00	0.00	1,454.51	3,545.49	70.91%
REPAIRS	10,000.00	0.00	228.13	3,051.13	6,948.87	69.49%
MISCELLANEOUS	16,400.00	0.00	-371.59	7,543.34	8,856.66	54.00%
SUPPLIES	13,200.00	0.00	1,170.35	2,687.22	10,512.78	79.64%
OTHER OBJECTS	68,000.00	0.00	0.00	3,305.08	64,694.92	95.14%
OPERATION/MAINT OF PLANT	157,600.00	0.00	1,026.89	18,825.48	138,774.52	88.05%
4000 FACILITIES AQUISITION & CONSTR						
SALARIES	471,887.27	0.00	35,309.36	384,566.03	87,321.24	18.50%
EMPLOYEE BENEFITS	216,286.71	0.00	14,598.98	158,650.26	57,636.45	26.65%
FACILITIES AQUISITION & CONSTR	688,173.98	0.00	49,908.34	543,216.29	144,957.69	21.06%
4100 SITE ACQUISITION SERVICES						
CONTRACT SERVICES	37,000.00	0.00	0.00	15,500.30	21,499.70	58.11%
EQUIPMENT	16,421,003.29	0.00	10,000.00	13,881,003.29	2,540,000.00	15.47%
SITE ACQUISITION SERVICES	16,458,003.29	0.00	10,000.00	13,896,503.59	2,561,499.70	15.56%
4200 SITE IMPROVEMENT SERVICES						
EQUIPMENT	15,452,421.00	8,622,865.67	633,099.22	9,293,052.89	-2,463,497.56	-15.94%
SITE IMPROVEMENT SERVICES	15,452,421.00	8,622,865.67	633,099.22	9,293,052.89	-2,463,497.56	-15.94%

Description	2018-19 Revised Budget	Encumbered Amount	April 2018-19 Monthly Activity	2018-19 FYTD Activity	Unencumbered Balance	Percent Remaining
32 CAPITAL OUTLAY						
4300 ARCHITECTURAL & ENGINEERING						
EQUIPMENT	145,403,241.48	75,607,381.56	13,734,785.41	80,687,422.24	-10,891,562.32	-7.49%
ARCHITECTURAL & ENGINEERING	145,403,241.48	75,607,381.56	13,734,785.41	80,687,422.24	-10,891,562.32	-7.49%
4400 BUILDING REPAIRS & REMODELING						
CONTRACT SERVICES	0.00	805.00	1,435.00	16,625.00	-17,430.00	0.00%
SUPPLIES	0.00	0.00	0.00	524,243.35	-524,243.35	0.00%
EQUIPMENT	7,109,760.09	738,503.30	219,968.95	2,657,821.30	3,713,435.49	52.23%
BUILDING REPAIRS & REMODELING	7,109,760.09	739,308.30	221,403.95	3,198,689.65	3,171,762.14	44.61%
4500 BUILDING ACQUISITION/CONSTRUCT						
MISCELLANEOUS	27,000.00	0.00	192.60	5,342.60	21,657.40	80.21%
SUPPLIES	975,000.00	9,392.58	6,758.73	80,904.85	884,702.57	90.74%
EQUIPMENT	11,798,124.25	3,693,986.00	108,766.92	737,347.34	7,366,790.91	62.44%
BUILDING ACQUISITION/CONSTRUCT	12,800,124.25	3,703,378.58	115,718.25	823,594.79	8,273,150.88	64.63%
4600 BUILDING IMPROVEMENT SERVICES						
SUPPLIES	0.00	7,651.06	11,341.48	62,965.82	-70,616.88	0.00%
EQUIPMENT	1,604,500.00	512,413.48	66,496.95	342,950.04	749,136.48	46.69%
BUILDING IMPROVEMENT SERVICES	1,604,500.00	520,064.54	77,838.43	405,915.86	678,519.60	42.29%
4700 DATA PROCESSING						
SUPPLIES	0.00	0.00	24,434.04	227,178.15	-227,178.15	0.00%
EQUIPMENT	2,190,000.00	78,614.65	1,284,330.93	1,168,397.45	942,987.90	43.06%
DATA PROCESSING	2,190,000.00	78,614.65	1,308,764.97	1,395,575.60	715,809.75	32.69%

Description	2018-19 Revised Budget	Encumbered Amount	April 2018-19 Monthly Activity	2018-19 FYTD Activity	Unencumbered Balance	Percent Remaining
32 CAPITAL OUTLAY						
4800 VEHICLES						
EQUIPMENT	5,888,047.00	3,103,964.00	68,545.31	4,682,809.63	-1,898,726.63	-32.25%
VEHICLES	5,888,047.00	3,103,964.00	68,545.31	4,682,809.63	-1,898,726.63	-32.25%
4900 OTHER FACILITIES						
REPAIRS	178,000.00	42,240.78	6,617.58	65,468.40	70,290.82	39.49%
OTHER FACILITIES	178,000.00	42,240.78	6,617.58	65,468.40	70,290.82	39.49%
5100 DEBT SERVICES						
OTHER OBJECTS	540,000.00	0.00	0.00	270,000.00	270,000.00	50.00%
DEBT SERVICES	540,000.00	0.00	0.00	270,000.00	270,000.00	50.00%
CAPITAL OUTLAY	212,846,871.09	92,990,823.62	16,090,417.33	115,151,109.98	4,704,937.49	2.21%
51 SCHOOL FOODS						
1000 INSTRUCTION						
CONTRACT SERVICES	0.00	0.00	19.25	176.00	-176.00	0.00%
INSTRUCTION	0.00	0.00	19.25	176.00	-176.00	0.00%
3100 FOOD SERVICES						
SALARIES	7,657,958.32	0.00	674,167.93	5,516,845.85	2,141,112.47	27.96%
EMPLOYEE BENEFITS	2,634,799.90	0.00	218,207.08	1,828,632.18	806,167.72	30.60%
CONTRACT SERVICES	348,280.00	0.00	23,099.20	195,471.35	152,808.65	43.88%
REPAIRS	0.00	0.00	0.00	-374.00	374.00	0.00%

Description	2018-19 Revised Budget	Encumbered Amount	April 2018-19 Monthly Activity	2018-19 FYTD Activity	Unencumbered Balance	Percent Remaining
51 SCHOOL FOODS						
3100 FOOD SERVICES						
MISCELLANEOUS	87,200.00	0.08	968.58	36,806.01	50,393.91	57.79%
SUPPLIES	10,251,750.00	23,698.49	431,948.52	7,597,610.40	2,630,441.11	25.66%
EQUIPMENT	1,600,000.00	237,524.37	185,155.95	1,184,148.37	178,327.26	11.15%
OTHER OBJECTS	1,372,978.00	0.00	0.00	128.50	1,372,849.50	99.99%
FOOD SERVICES	23,952,966.22	261,222.94	1,533,547.26	16,359,268.66	7,332,474.62	30.61%
SCHOOL FOODS	23,952,966.22	261,222.94	1,533,566.51	16,359,444.66	7,332,298.62	30.61%
60 HEALTH & ACCIDENT SELF INSURED						
2800 SUPPORT SERVICES CENTRAL						
EMPLOYEE BENEFITS	38,380,650.00	0.00	2,895,451.47	28,951,133.38	9,429,516.62	24.57%
CONTRACT SERVICES	1,700,600.00	0.00	-201,139.57	1,473,278.33	227,321.67	13.37%
REPAIRS	100.00	0.00	0.00	0.00	100.00	100.00%
MISCELLANEOUS	3,400.00	0.00	435.00	1,082.21	2,317.79	68.17%
SUPPLIES	3,300.00	0.00	0.00	618.61	2,681.39	81.25%
SUPPORT SERVICES CENTRAL	40,088,050.00	0.00	2,694,746.90	30,426,112.53	9,661,937.47	24.10%
HEALTH & ACCIDENT SELF INSURED	40,088,050.00	0.00	2,694,746.90	30,426,112.53	9,661,937.47	24.10%
75 FOUNDATION						
1000 INSTRUCTION						
CONTRACT SERVICES	0.00	0.00	2.75	27.50	-27.50	0.00%
INSTRUCTION	0.00	0.00	2.75	27.50	-27.50	0.00%

Description	2018-19 Revised Budget	Encumbered Amount	April 2018-19 Monthly Activity	2018-19 FYTD Activity	Unencumbered Balance	Percent Remaining
75 FOUNDATION						
1400 INSTRUCTION						
SUPPLIES	171,000.00	0.00	0.00	0.00	171,000.00	100.00%
INSTRUCTION	171,000.00	0.00	0.00	0.00	171,000.00	100.00%
2200 SUPPORT SERVICES INSTRCT STAFF						
MISCELLANEOUS	16,000.00	0.00	0.00	0.00	16,000.00	100.00%
SUPPLIES	0.00	0.00	0.00	604.52	-604.52	0.00%
SUPPORT SERVICES INSTRCT STAFF	16,000.00	0.00	0.00	604.52	15,395.48	96.22%
3300 COMMUNITY SERVICES						
SALARIES	152,042.30	0.00	16,286.84	150,164.31	1,877.99	1.24%
EMPLOYEE BENEFITS	55,835.70	0.00	6,986.28	62,562.03	-6,726.33	-12.05%
CONTRACT SERVICES	2,350.00	0.00	0.00	2,000.00	350.00	14.89%
MISCELLANEOUS	3,930.00	0.00	491.98	2,000.79	1,929.21	49.09%
SUPPLIES	429,177.00	0.00	1,506.56	9,845.07	419,331.93	97.71%
OTHER OBJECTS	2,114.00	0.00	1,145.88	3,069.21	-955.21	-45.18%
COMMUNITY SERVICES	645,449.00	0.00	26,417.54	229,641.41	415,807.59	64.42%
6500 OTHER FOUNDATION PROGRAMS						
EQUIPMENT	94,000.00	0.00	0.00	0.00	94,000.00	100.00%
OTHER FOUNDATION PROGRAMS	94,000.00	0.00	0.00	0.00	94,000.00	100.00%
8000 5K FUN RUN						
CONTRACT SERVICES	20,000.00	0.00	480.00	4,989.98	15,010.02	75.05%
MISCELLANEOUS	1,000.00	0.00	0.00	0.00	1,000.00	100.00%
SUPPLIES	0.00	0.00	631.77	9,312.81	-9,312.81	0.00%

Description	2018-19 Revised Budget	Encumbered Amount	April 2018-19 Monthly Activity	2018-19 FYTD Activity	Unencumbered Balance	Percent Remaining
75 FOUNDATION						
8000 5K FUN RUN						
OTHER OBJECTS	10,500.00	0.00	0.00	4,300.00	6,200.00	59.05%
5K FUN RUN	31,500.00	0.00	1,111.77	18,602.79	12,897.21	40.94%
8100 OTHER FOUNDATION PROGRAMS						
MISCELLANEOUS	1,000.00	0.00	0.00	0.00	1,000.00	100.00%
SUPPLIES	0.00	0.00	0.00	12,369.01	-12,369.01	0.00%
OTHER FOUNDATION PROGRAMS	1,000.00	0.00	0.00	12,369.01	-11,369.01	-1,136.90%
8200 AEROSPACE PROGRAM						
CONTRACT SERVICES	20,000.00	0.00	10,428.81	25,884.31	-5,884.31	-29.42%
REPAIRS	4,500.00	0.00	0.00	0.00	4,500.00	100.00%
MISCELLANEOUS	30,000.00	0.00	0.00	473.76	29,526.24	98.42%
SUPPLIES	25,000.00	525.00	32,373.53	527,522.10	-503,047.10	-2,012.19%
AEROSPACE PROGRAM	79,500.00	525.00	42,802.34	553,880.17	-474,905.17	-597.36%
8300 CHALLENGE RACE						
MISCELLANEOUS	0.00	0.00	0.00	432.00	-432.00	0.00%
SUPPLIES	0.00	0.00	564.56	8,699.48	-8,699.48	0.00%
EQUIPMENT	0.00	0.00	0.00	119,300.00	-119,300.00	0.00%
CHALLENGE RACE	0.00	0.00	564.56	128,431.48	-128,431.48	0.00%
8400 OTHER FOUNDATION PROGRAMS						
CONTRACT SERVICES	0.00	2,750.00	1,510.00	12,160.15	-14,910.15	0.00%
MISCELLANEOUS	0.00	0.00	1,339.46	20,055.37	-20,055.37	0.00%
SUPPLIES	0.00	0.00	6,290.16	85,784.02	-85,784.02	0.00%

Description	2018-19 Revised Budget	Encumbered Amount	April 2018-19 Monthly Activity	2018-19 FYTD Activity	Unencumbered Balance	Percent Remaining
75						
FOUNDATION						
8400						
OTHER FOUNDATION PROGRAMS						
EQUIPMENT	0.00	0.00	0.00	100,000.00	-100,000.00	0.00%
OTHER OBJECTS	0.00	0.00	3,000.00	3,990.00	-3,990.00	0.00%
OTHER FOUNDATION PROGRAMS	0.00	2,750.00	12,139.62	221,989.54	-224,739.54	0.00%
8500						
MUSIC PROGRAM						
CONTRACT SERVICES	0.00	0.00	0.00	500.00	-500.00	0.00%
MISCELLANEOUS	0.00	0.00	762.36	6,956.34	-6,956.34	0.00%
SUPPLIES	0.00	7,784.00	1,030.24	18,521.50	-26,305.50	0.00%
EQUIPMENT	0.00	0.00	0.00	20,289.95	-20,289.95	0.00%
MUSIC PROGRAM	0.00	7,784.00	1,792.60	46,267.79	-54,051.79	0.00%
8600						
OTHER FOUNDATION PROGRAMS						
CONTRACT SERVICES	45,000.00	0.00	0.00	280.96	44,719.04	99.38%
SUPPLIES	41,000.00	0.00	1,174.90	6,253.17	34,746.83	84.75%
EQUIPMENT	101,000.00	0.00	0.00	0.00	101,000.00	100.00%
OTHER FOUNDATION PROGRAMS	187,000.00	0.00	1,174.90	6,534.13	180,465.87	96.51%
8700						
DOKAS CLASS						
CONTRACT SERVICES	0.00	0.00	56.85	56.85	-56.85	0.00%
MISCELLANEOUS	0.00	0.00	0.00	1,186.63	-1,186.63	0.00%
SUPPLIES	0.00	0.00	1,985.07	7,446.12	-7,446.12	0.00%
EQUIPMENT	0.00	0.00	0.00	378.10	-378.10	0.00%
DOKAS CLASS	0.00	0.00	2,041.92	9,067.70	-9,067.70	0.00%

Description	2018-19 Revised Budget	Encumbered Amount	April 2018-19 Monthly Activity	2018-19 FYTD Activity	Unencumbered Balance	Percent Remaining
75 FOUNDATION						
8800 LINDSAY'S CLASS						
MISCELLANEOUS	0.00	0.00	0.00	758.38	-758.38	0.00%
SUPPLIES	0.00	259.50	2,986.15	9,281.10	-9,540.60	0.00%
LINDSAY'S CLASS	0.00	259.50	2,986.15	10,039.48	-10,298.98	0.00%
8900 SANDER'S CLASS						
MISCELLANEOUS	0.00	0.00	0.00	315.00	-315.00	0.00%
SUPPLIES	0.00	0.00	848.39	10,355.43	-10,355.43	0.00%
SANDER'S CLASS	0.00	0.00	848.39	10,670.43	-10,670.43	0.00%
FOUNDATION	1,225,449.00	11,318.50	91,882.54	1,248,125.95	-33,995.45	-2.77%
Grand Expense Totals	732,719,021.45	94,751,259.97	51,974,798.83	437,604,398.17	200,363,363.31	27.35%

Number of Accounts: 25072

***** End of report *****

**JORDAN SCHOOL DISTRICT
&
Jordan Educational Support Professionals Association
Classified Negotiated Agreement
2019-20**

Negotiations Team

Jen Atwood	Member, Board of Education
Anthony Godfrey, Ed.D.	Associate Superintendent
John Larsen, CPA	Business Administrator
June LeMaster, Ph.D.	Administrator of Human Resources
Robert Conder	President, JESPA, Facility Services
Elma Scheid	District Administrative Assistant, Nutrition
Tammy Horger	Coordinator, Nutrition Services
David Bullock	Project Coordinator, Facility Services
Kevan Sprague	Head Custodian, Mountain Ridge High
Barry Paulsen	Bus Driver, Transportation

Jordan School District Board of Education

Bryce Dunford	President, Precinct 5
Tracy J. Miller	Vice President, Precinct 3
Matthew Young	Secretary, Precinct 2
Jen Atwood	Member, Precinct 7
Marilyn Richards	Member, Precinct 4
Darrell Robinson	Member, Precinct 1
Janice L. Voorhies	Member, Precinct 6

**Classified Negotiated Agreement
Final & NEG Policies
2019-20**

**Between Jordan School District Board of Education
&
Jordan Educational Support Professionals Association**

The Jordan School District Board of Education and Jordan Educational Support Professionals Association (JESPA) agree to the following:

- 1) Steps will be given for all educational support professional employees for the 2019-20 school year.
- 2) A cost of living adjustment of 4.5% will be added to all steps for educational support professionals.
- 3) Employees will cover fifty (50) percent of any future insurance premium increase and the District will cover fifty (50) percent of any future insurance premium increase; however, there is no insurance premium increase for the 2019-20 contract year.
- 4) The Facility Rental Guidelines and Fee Schedule will be rewritten to reflect that whenever an educational support professional works a facility rental occurring on a holiday or Sunday, that educational support professional will be paid time and a half and the renter will pay an additional amount to compensate for the increase.
- 5) JESPA and the District support a unified tracking system of compensatory time earned and used District wide. To that end, new abilities were programmed in Skyward's Employee Access to do this. Both JESPA and District support the implementation of this new process.
- 6) DP434 NEG will be rewritten to:
 - a. Change the timeframe when compensatory time can be taken from one successive pay period to two successive pay periods; and
 - b. Indicate that compensatory time earned must be pre-approved by the employee's supervisor; and
 - c. Indicate that compensatory time earned and used must be recorded and tracked in Skyward's Employee Access; and
 - d. Clarify that hourly employees are to submit their time in Skyward's True Time system while benefited employees are to submit time off in Skyward's Employee Access.
- 7) DP330B NEG will be rewritten to:
 - a. Allow exceptions to the use of bereavement after fourteen days since date of passing with verification and Cabinet approval; and

- b. Indicate that bereavement leave should be entered into Skyward's Employee Access and if a substitute is needed into the Absence Management system; and
- c. Indicate that when an employee is utilizing bereavement leave they should indicate the relationship to the deceased, the date of death, and location of services.

JORDAN SCHOOL DISTRICT
BOARD OF EDUCATION

By: 
Bryce Dunford, BOE President

Dated: 6-7-2019

JORDAN EDUCATION SUPPORT
PROFESSIONALS ASSOCIATION

By: 
Robert Conder, JESPA President

Dated: 6-4-2019

**JORDAN SCHOOL DISTRICT
CLASSIFIED SALARY SCHEDULE
2019 / 2020**

STEP	LANE 1	LANE 2	LANE 3	LANE 4	LANE 5	LANE 6	LANE 7	LANE 8	LANE 9	LANE 10	STEP
1	12.54	13.43	15.07	16.65	17.85	18.90	19.81	20.94	22.28	24.40	1
2	12.84	13.77	15.47	17.06	18.31	19.40	20.31	21.47	22.86	25.03	2
3	13.18	14.11	15.84	17.49	18.77	19.88	20.84	22.04	23.43	25.70	3
4	13.50	14.48	16.26	17.95	19.26	20.38	21.37	22.59	24.04	26.35	4
5	13.84	14.82	16.66	18.41	19.73	20.91	21.92	23.17	24.66	27.02	5
6	14.18	15.20	17.08	18.87	20.25	21.44	22.48	23.77	25.29	27.72	6
7	14.54	15.59	17.51	19.34	20.76	22.00	23.06	24.37	25.95	28.44	7
8	14.90	15.98	17.96	19.84	21.30	22.56	23.66	25.01	26.62	29.19	8
9	15.27	16.39	18.42	20.35	21.86	23.14	24.25	25.67	27.30	29.94	9
10	15.64	16.79	18.89	20.87	22.40	23.74	24.89	26.33	28.02	30.70	10
11	16.05	17.23	19.37	21.40	22.99	24.34	25.54	27.00	28.74	31.52	11
12	16.46	17.65	19.87	21.97	23.58	24.98	26.18	27.70	29.49	32.33	12

STEP	LANE 11	LANE 12	LANE 13	LANE 14	LANE 15	LANE 16	LANE 17	LANE 18	LANE 19	LANE 20	STEP
1	25.18	26.54	29.10	30.70	32.47	34.29	36.21	38.27	40.43	42.72	1
2	25.84	27.22	29.86	31.51	33.30	35.17	37.16	39.26	41.48	43.84	2
3	26.52	27.92	30.63	32.33	34.18	36.08	38.12	40.28	42.55	44.99	3
4	27.19	28.65	31.43	33.18	35.06	37.03	39.12	41.35	43.67	46.18	4
5	27.88	29.40	32.25	34.04	35.99	38.00	40.15	42.44	44.82	47.38	5
6	28.62	30.15	33.10	34.93	36.93	39.00	41.21	43.55	46.00	48.62	6
7	29.37	30.94	33.95	35.83	37.88	40.02	42.29	44.69	47.20	49.91	7
8	30.12	31.74	34.84	36.78	38.87	41.08	43.40	45.85	48.46	51.24	8
9	30.91	32.57	35.75	37.75	39.90	42.14	44.54	47.07	49.73	52.57	9
10	31.71	33.41	36.68	38.73	40.93	43.25	45.71	48.29	51.03	53.95	10
11	32.53	34.30	37.64	39.73	42.02	44.38	46.92	49.57	52.38	55.39	11
12	33.38	35.19	38.62	40.77	43.12	45.55	48.14	50.88	53.75	56.83	12

Note: This salary schedule is adopted only for the current school year. Any reference to future lane or step salary increases is advisory only and subject to further approval by the Board of Education based on availability of funds.

JORDAN SCHOOL DISTRICT
Facility Rental Guidelines DRAFT

- The District Facilities Scheduler will deny requests that would disrupt regular programs, or threaten damage to the facility or grounds.
- District personnel cannot be compelled to work on Sundays or holidays for school rentals. Therefore, Sunday and holiday rentals are strongly discouraged.
- If classified staff are asked and agree to work a rental on a holiday or a Sunday, they will be compensated at a rate of time and one-half. In this case, the renter will be required to pay an additional \$10 per hour on top of the approved personnel hourly rate.
- Because of the time commitment required of District staff and the limitations placed on school use of the building, on-going rentals will also be discouraged.
- Computer labs, tech labs and shops and specialty equipment are not to be rented.
- Elementary and middle school grounds close at 10:00 pm. High school grounds close at midnight. All District policies, state and local laws will be enforced.
- Authorized Jordan School District personnel only may operate school power equipment.
- Supplies or equipment belonging to the school or its students may not be removed from the premises.

Utah State Codes

All state and local laws will be enforced at school facilities (not limited to those listed below). Utah Codes can be found at: <http://le.utah.gov>

53A-3-413. Use of public school buildings and grounds as civic centers.

- (1) As used in this section, "civic center" means a public school building or ground, including a charter school building or ground, that is established and maintained as a limited public forum for supervised recreational activities and meetings.
- (2) Except as provided in Subsection (3), all public school buildings and grounds shall be civic centers.
- (3) The use of school property as a civic center:
 - (a) may not interfere with a school function or purpose; and
 - (b) is considered a permit for governmental immunity purposes for a governmental entity under Subsection 63G-7-201(4)(c).
- (4) The organizer of an event may not use a civic center unless the organizer resides within the geographic boundaries of the school district in which the civic center is located.

53A-3-414. Local school boards' responsibility for school buildings and grounds when used as civic centers.

- (1) As used in this section, "civic center": means the same as that term is defined in Section 53A-3-413.
- (2) A local school board or charter school governing board:
 - (a) shall manage, direct, and control civic centers under this chapter;
 - (b) shall adopt policies for the use of civic centers;
 - (c) may charge a reasonable fee for the use of a civic center so that the school district or charter school incurs no expense for that use;
 - (d) may appoint a special functions officer under Section 53-13-105 to have charge of the grounds and protect school property when used for civic center purposes;

**JORDAN SCHOOL DISTRICT
Fee Schedule – Building Rental**

DRAFT

	Category 1	Category 2	Category 3	Category 4
Auditorium				
Middle	No Charge	No Charge	\$50/hour	\$350/hour
Middle Kiva/Little Theatre	No Charge	No Charge	\$45/hour	\$350/hour
High	No Charge	No Charge	\$75/hour	\$350/hour
Media Center				
Elementary	No Charge	No Charge	\$30/hour	\$350/hour
Middle	No Charge	No Charge	\$45/hour	\$350/hour
High	No Charge	No Charge	\$65/hour	\$350/hour
Gym or Tech Atrium				
Elementary Gym	No Charge	No Charge	\$30/hour	\$200/hour
Middle Gym	No Charge	No Charge	\$45/hour	\$350/hour
High Gym	No Charge	No Charge	\$65/hour	\$350/hour
High Auxiliary Gym or Tech Atrium	No Charge	No Charge	\$45/hour	\$300/hour
Dance/Wrestling Room				
Middle	No Charge	No Charge	\$60/hour	\$150/hour
High	No Charge	No Charge	\$60/hour	\$150/hour
Classroom				
Elementary	No Charge	No Charge	\$20/hour	\$100/hour
Middle	No Charge	No Charge	\$20/hour	\$100/hour
High	No Charge	No Charge	\$20/hour	\$100/hour
Commons Area				
All schools	No Charge	No Charge	\$30/hour	\$200/hour
Kitchen (Lunch Manager required)				
Elementary	No Charge	No Charge	\$45/hour	\$150/hour
Middle	No Charge	No Charge	\$45/hour	\$150/hour
High	No Charge	No Charge	\$45/hour	\$150/hour
Cafeteria				
Elementary	No Charge	No Charge	\$45/hour	\$150/hour
Middle	No Charge	No Charge	\$45/hour	\$150/hour
High	No Charge	No Charge	\$45/hour	\$150/hour
<i>Computer labs, tech labs, shops, weight rooms and speciality equipment, etc. are not to be rented.</i>				
Equipment				
Misc. Equipment (as available)	No Charge	No Charge	\$25/hour	\$25/hour
Sound system, or audio/visual	No Charge	No Charge	\$25/hour	\$25/hour
Piano (upright)	No Charge	No Charge	\$60	\$60
Piano (baby grand)	No Charge	No Charge	\$100	\$100
Personnel				
Additional custodian		\$35/hour	\$35/hour	\$35/hour
Each adult supervisor/technician		\$35/hour	\$35/hour	\$35/hour
Each Lunch Manager		\$35/hour	\$35/hour	\$35/hour
Each student technician		\$35/hour	\$10/hour	\$10/hour

*Large set up and clean up requirements will incur additional personnel time.

*Rentals that occur during closed hours will be assessed for custodial support for all hours of use, plus a minimum of 1 additional hour for set up and clean up.

*An additional \$10 per hour will be added to Custodial, and Supervisor/Technician for Holiday and Sunday rentals.

**JORDAN SCHOOL DISTRICT
 Fee Schedule – Stadium / Artificial Turf Field
 Rental Fees and Terms **DRAFT****

High school stadium/artificial turf fields are available to rent for Category 3 users only.

Category 3: Charitable or non-commercial organizations from within Jordan School District boundaries, non-profit events, Special Event Partnerships.

Facilities may be rented for non-profit events, including non-curricular student club use, and community, county and municipal recreation programs, etc.

Stadium/artificial turf field rentals are subject to all applicable Utah State Codes, Jordan School District Policies and Facility Rental Guidelines. **An additional \$10 per hour will be added to Custodial, Technician, or Supervisor for Holiday and Sunday rentals.**

Stadium/Field Rental Fee: \$150/hr. This includes stadium, artificial turf field and restrooms. *Ticket booths, concession booths and locker rooms are not available.*
 \$50/hr. *Jordan School District high school clubs only.*

Stadium lights: \$25/hr.

Sound System, Scoreboard & Press Box: \$25/hr.
 A Jordan School District technician must be hired to operate sound system, scoreboard and light equipment.

Each Technician: \$35/hr. **Required** for use of sound system, scoreboard and light equipment.

Each Custodian: \$35/hr., as per agreement between school, Facility Scheduling Office and renter.

Recommended number of custodians needed, based on crowd size:

200 people or less	1 Custodian
200-400	2 Custodians
400-1,000	3 Custodians
Full Stadium	4 Custodians (minimum)

Each Supervisor: \$35/hr.

Police Officers: Jordan School District highly recommends that the renter contract with the local police department to provide security at competition events. Police department will dictate the hourly rate and number of officers required based on crowd size and type of event.

DP343 NEG – Hours of Work—Classified

- Effective: 6/22/1976
- Revision: 6/10/2014
- Reviewed: 6/25/2013

DRAFT

I. **Board Directive**

Jordan School District will comply with federal law in relation to hours of work for all classified personnel. The Board of Education directs the District Administration to establish policy respecting hours of work.

II. **Administrative Policy**

- A. The established work week for all classified employees begins Monday at 12:01 a.m. and ends Sunday night at midnight.
- B. The maximum workweek by full-time classified employees at their regular rate of pay shall be forty (40) hours.
- C. Classified employees who fall under the guidelines of the Fair Labor Standards Act (personnel included on the classified master salary schedule) must be paid at one and one-half times the regular rate of pay for all hours worked over 40 in a work week or receive compensatory time off during the ~~same or the two~~ successive pay periods (first to last day of the month in which work is done) at the rate of one and one-half times the actual overtime worked during any workweek. Only compensatory time will be considered hours worked for the purpose of calculating the 40-hour work week. All compensatory time earned must be pre-approved by the appropriate director, principal or supervisor. The tracking of such earning and using of compensatory time will be done through Skyward Employee Access.
- D. All classified employees shall receive a minimum of two (2) hours call-back time at their regular rate of pay for any time they are required to return to work after their regularly scheduled work time.
 1. An employee is eligible for call-back time when he/she is called to return to work after his/her regularly scheduled contract. The call to return to work is generally made outside the employee's regularly scheduled contract (before or after) and is made with short notice to the employee. An extension of the work day is not considered call-back time. This would include a request to extend an employee's work day after the employee's normal work

DRAFT

- time or a request for the employee to report to work prior to the employee's normal work time.
2. Employees who are called on an emergency basis to return to work shall be paid for actual travel time to and from work, up to a maximum of 15 minutes each way. Travel time will be included in the two hour minimum call-back time. If there are extenuating circumstances that require travel time longer than the 15 minute allocation, the principal or director must be notified and must approve the additional time.
 3. If an employee is eligible for call-back time and the amount of work required, including travel time, is less than two hours, the District, in its discretion, may require the employee to work the full two hours. Mutual agreement of time worked must be made between the employee and supervisor at the time of the request. The employee may waive the two hour call-back time and be paid for time worked and travel time only.
- E. All benefit eligible (contract) classified employees shall track all leave time (hours not worked) using Skyward Employee Access. Each classified employee shall complete a weekly time sheet which will indicate the number of hours worked each day of that workweek. The time sheet shall be signed by the employee and his/her principal or director and shall be maintained by the department supervisor.
- F. All hourly (non-contract/non-benefit eligible) classified employees shall submit all time worked using Skyward True Time. If circumstances prevent use of Skyward True Time and if approved by the Director of Payroll, a paper timesheet may be submitted.
- G. Any overtime work or call-back time shall be granted only upon the approval of the appropriate classified director or supervisor.
- H. A duty-free lunch period shall be provided for all classified employees scheduled to work more than five (5) hours per day. An employee shall not be compensated for his/her lunch period and may not be accumulated for use at a later date.
1. Classified employees may leave their assigned work site for their lunch period provided they receive prior approval from their immediate supervisor.
 2. Schedules to provide adequate coverage to meet specific program and site needs shall be designed and implemented at each site by the immediate supervisor or staff.

DRAFT

3. Employees shall not be required to work longer than five (5) hours without rest and food. At least 30 minutes must be provided for meals.
 4. Lunch periods may range from thirty (30) minutes to one (1) hour depending on the number of hours in the employee's work day.
- I. Classified employees shall be provided with a ten (10) minute duty-free break period for each four (4) hour period worked.
 1. Employees' minimum ten (10) minute rest periods are counted as time at work.
 2. Employees' ten (10) minute rest periods may not be accumulated for use at a later date.
 - J. Employees who are required to work on the six (6) holidays listed below shall receive pay at the rate of time and one-half, and compensatory time will not be allowed.
 1. July 4
 2. July 24
 3. Thanksgiving Day
 4. Christmas Day
 5. New Year's Day
 6. Easter
 - K. Flexible work hours may be established for classified employees if flexible work hours do not impede a department's ability to provide necessary services or they adversely affect department morale. Requests for flexible work hours will be submitted to the department supervisor who will submit the request to the appropriate Administrator for Cabinet approval. Requests for flexible work hours must be applied for and approved at the Cabinet level annually.
 - L. Classified personnel may not perform work for or receive compensation from another employer during contract time with Jordan School District.
 - M. The following disciplinary action shall be taken against employees who do not follow the above procedures:
 1. The immediate supervisor will confer with the employee.
 2. Reprimand shall be entered on the employee's personnel file.
 3. A five (5) day suspension without pay may be imposed in the next pay period.
 4. A second disregard of policy and/or procedure may result in immediate termination.

SUBJECT: BEREAVEMENT LEAVE—CLASSIFIED

I. Board Directive

It is the directive of the Board to allow employees who qualify for benefits to receive released time with pay for bereavement in the case of the death of a member of the immediate family. The Board delegates the responsibility for implementing policy regarding bereavement leave for classified employees.

II. Administrative Policy

The Bereavement Leave Policy shall be administered in accordance with the following administrative policy provisions:

- A. Employees shall be granted up to eight (8) days absence without pay deduction in the event of the death of a spouse, daughter, son, step-daughter or step-son. This would also include any other person residing in the home who may have assumed the role of daughter or son.
- B. Employees shall be granted up to three (3) days absence without pay deduction in the event of the death of the employee's or spouse's parent, step-parent, brother, sister, grandfather, grandmother, grandchild, brother-in-law, sister-in-law, son-in-law, daughter-in-law, or other person residing in the employee's home. Verification of family relationship may be requested.
- C. A maximum of two (2) additional days may be granted if travel time is needed. Travel must be in excess of 350 miles (one way) to qualify for additional days. An immediate supervisor shall request travel verification information from an employee.
- D. Bereavement Leave is provided only for the death of individuals listed under items A. and B. and must be taken within fourteen (14) calendar days of the individual's death. Exceptions require verification and Cabinet approval. Employees who request to take additional leave days or who need to miss work because of the death of an individual not covered in this policy should refer to DP335B NEG —Personal Leave.
- E. Bereavement leave for part-time employees shall be prorated according to the percentage of a full-time contract; e.g., an employee on a 30-hour contract would be eligible for eight (8) six- (6) hour days for the death of individuals listed in items A. and B.
- F. If the death of an employee's parent results in the loss of the only remaining parent, up to three (3) days may be taken to deal with estate issues. The three (3) additional days must be taken within one (1) calendar year of the parent's death.
- G. Employees shall enter their bereavement leave absence in Employee Access and in Absence Management (formerly known as AESOP), if a substitute is needed. Bereavement leave requests should include the relationship to the deceased, date of death and location of services.

Review History: 6/14/05, 7/12/11, 4/26/13, 6/10/14

Revision History: 7/12/11

JORDAN SCHOOL DISTRICT
MAY 2019 EXPENDITURES PRESENTED TO THE BOARD OF EDUCATION
June 11, 2019

DESCRIPTION	VENDOR	AMOUNT
75 YEAR SERVICE	UTAH RETIREMENT SYSTEMS	\$ 2,912.40
ACCREDITATION	ADVANCE EDUCATION INC	1,300.00
ADMINISTRATIVE FLEX FEE	UNIFIED POLICE DEPARTMENT	180,000.00
ADVANCED PLACEMENT	UTAH STATE OFFICE OF EDUCATION	101,003.02
ADVERTISING	UTAH MEDIA GROUP	41.96
ASSOCIATION DUES	AMERICAN FEDERATION OF TEACHERS	408.85
ASSOCIATION DUES	JORDAN EDUCATION ASSOCIATION	37,592.86
ASSOCIATION DUES	UTAH SCHOOL EMPLOYEES ASSOCIATION	8,475.92
ATTORNEY FEES	BURBIDGE & WHITE	9,624.00
ATTORNEY FEES	LEAR AND LEAR LLP	70.00
AUDIT EXPENSE	SQUIRE AND COMPANY PC	10,425.00
BANK FEES	JORDAN EDUCATION FOUNDATION	673.35
BLACKBURNS CLASS MIDAS CREEK	BLACKBURN, REBECCA	154.31
BUSES	LEWIS TRANSPORTATION SALES	896,161.00
BUY YEARS	UTAH RETIREMENT SYSTEMS	192,473.80
CANCER INSURANCE	AFLAC	2,668.15
CANCER INSURANCE	AFLAC GROUP INSURANCE	2,208.13
CDL/PHYSICAL RENEWALS	ASAY, VAL	38.00
CDL/PHYSICAL RENEWALS	BIRRELL, RICHARD	38.00
CDL/PHYSICAL RENEWALS	EATCHEL, DAVID	38.00
CDL/PHYSICAL RENEWALS	SCHMIDT, ERIC	52.00
CDL/PHYSICAL RENEWALS	TURCSANSKI, JAMES	38.00
CDL/PHYSICAL RENEWALS	WILLEY, KARL	38.00
CHARITABLE FUNDRAISER	MAKE-A-WISH FOUNDATION OF UTAH	10,883.34
COMPUTER EQUIPMENT	APPLE COMPUTER INC	31,373.00
COMPUTER EQUIPMENT	CENTURYLINK	4,921.85
COMPUTER EQUIPMENT	FORTRESS SYSTEMS INTERNATIONAL, INC	523.00
COMPUTER EQUIPMENT	HP INC	3,555.00
COMPUTER EQUIPMENT	SHI INTERNATIONAL CORP	4,192.58
COMPUTER EQUIPMENT	VLCM	63,615.00
CONSTRUCTION EXPENSE	APPLIED GEOTECHNICAL ENGINEERING CONS.	1,874.50
CONSTRUCTION EXPENSE	BLUFFDALE CITY	7,927.00
CONSTRUCTION EXPENSE	BUD MAHAS CONSTRUCTION	2,480,160.25
CONSTRUCTION EXPENSE	CMT ENGINEERING	10,756.50
CONSTRUCTION EXPENSE	DWA CONSTRUCTION, INC	741,186.20
CONSTRUCTION EXPENSE	E CUBE INC	7,826.14
CONSTRUCTION EXPENSE	GREAT BASIN ENGINEERING INC	318.75
CONSTRUCTION EXPENSE	HUGHES GENERAL CONTRACTORS INC	2,534,197.22
CONSTRUCTION EXPENSE	MHTN ARCHITECTS INC	45,436.50
CONSTRUCTION EXPENSE	VALENTINER CRANE BRUNJES ONYON	71,944.38
CONSTRUCTION EXPENSE	VLCM	50,224.67
CONSTRUCTION EXPENSE	WESTLAND CONSTRUCTION, INC	3,221,676.62
CONTRACT SERVICES - BUILDINGS	BECKS SANITATION	1,050.00
CONTRACT SERVICES - BUILDINGS	INNOVATIVE WATER SERVICES	2,180.00
CONTRACT SERVICES - BUILDINGS	NUVEK LLC	300.00
CONTRACT SERVICES - BUILDINGS	REPUBLIC SERVICES INC #864	856.49
CONTRACT SERVICES - BUILDINGS	RIVERTON HARDWARE AND LUMBER	65.50
CONTRACT SERVICES - BUILDINGS	STATE FIRE SALES AND SERVICE	9,034.02
CONTRACT SERVICES - BUILDINGS	STEPSAVERS INC	55.73
CONTRACT SERVICES - BUILDINGS	TAYLOR BROTHERS OF UTAH INC	2,675.00
CONTRACT SERVICES - BUILDINGS	UNIFIRST CORPORATION	540.70
CONTRACT SERVICES - EQUIPMENT	A ONE FITNESS	2,305.00
CONTRACT SERVICES - EQUIPMENT	ALDER SALES CORP	6,220.50
CONTRACT SERVICES - EQUIPMENT	CAPUTOS OVERHEAD DOOR SERVICE	3,667.25
CONTRACT SERVICES - EQUIPMENT	COLUMBUS SECURE DOCUMENT SOLUTIONS	21.90
CONTRACT SERVICES - EQUIPMENT	LABOR COMMISSION	3,960.00
CONTRACT SERVICES - EQUIPMENT	MHI SERVICE INC	33,528.28
CONTRACT SERVICES - EQUIPMENT	MISTER CAR WASH	111.75

DESCRIPTION	VENDOR	AMOUNT
CONTRACT SERVICES - EQUIPMENT	MOBILE MINI INC	124.00
CONTRACT SERVICES - EQUIPMENT	PEAK ALARM	780.00
CONTRACT SERVICES - EQUIPMENT	ROBERT I MERRILL CO	1,183.10
CONTRACT SERVICES - EQUIPMENT	ROCKY MOUNTAIN TURF	3,586.00
CONTRACT SERVICES - EQUIPMENT	THYSSENKRUPP ELEVATOR CORP	3,194.38
CONTRACT SERVICES - EQUIPMENT	UTAH BARRICADE	205.00
CONTRACT SERVICES - GROUNDS	KELLY ROESTENBURG	4,834.27
CONTRACT SERVICES - GROUNDS	MCDERMOTT ENTERPRISES LTD	1,783.31
CONTRACT SERVICES DATA PROCESS	DEMATIC CORPORATION	700.00
CONTRACTED SERVICES	ABIGAYLE WORTHEN	25.00
CONTRACTED SERVICES	AIRGAS INTERMOUNTAIN	648.70
CONTRACTED SERVICES	ALDA E GONCALVES	562.50
CONTRACTED SERVICES	ALICE M GIBBONS	50.00
CONTRACTED SERVICES	ALSCO	32.40
CONTRACTED SERVICES	ALYSSA THOMPSON	140.50
CONTRACTED SERVICES	AMERICAN SIGN LANGUAGE	2,114.00
CONTRACTED SERVICES	ANA BYRGE	250.00
CONTRACTED SERVICES	ANNA THOMAS	25.00
CONTRACTED SERVICES	ANNE E MASORTI	1,000.00
CONTRACTED SERVICES	ANTHONY ANDREW CHARLES CLAYPOOL	45.00
CONTRACTED SERVICES	ARAMARK CORP	77.70
CONTRACTED SERVICES	AUSTIN QUINNEY	50.00
CONTRACTED SERVICES	BLOMQUIST AND HALE CONSULTING	11,026.96
CONTRACTED SERVICES	BRANDI TAYLOR	150.00
CONTRACTED SERVICES	BRIAN MCELREATH	75.00
CONTRACTED SERVICES	BUILD A BETTER BRAIN	450.40
CONTRACTED SERVICES	BYU DANCE DEPT	4,095.00
CONTRACTED SERVICES	CIERA STANLEY	100.00
CONTRACTED SERVICES	CINTAS #180 UNIFORMS	197.78
CONTRACTED SERVICES	COLONIAL FLAG AND SPECIALTY COMPANY	137.00
CONTRACTED SERVICES	COPPER HILLS HIGH	2,200.00
CONTRACTED SERVICES	CULLIGAN WATER CONDITIONING	34.95
CONTRACTED SERVICES	DAVID N PRESTWICH	40.00
CONTRACTED SERVICES	EDUCATION LOGISTICS INC	800.00
CONTRACTED SERVICES	ELISA GOODMAN	150.00
CONTRACTED SERVICES	ELWOOD STAFFING SERVICES	6,375.82
CONTRACTED SERVICES	EXPERCOM OF UTAH INC	513.88
CONTRACTED SERVICES	FORT HERRIMAN MIDDLE	875.00
CONTRACTED SERVICES	GARY D CHRISTENSEN	295.00
CONTRACTED SERVICES	HARMONY HOME HEALTH SERVICES LLC	75,057.19
CONTRACTED SERVICES	HARMONY MUSIC THERAPY	510.00
CONTRACTED SERVICES	ITZEL G GARCIA-ROZO	300.00
CONTRACTED SERVICES	IVY LANE PEDIATRICS, INC	19,568.25
CONTRACTED SERVICES	JOEL P JENSEN MIDDLE	120.00
CONTRACTED SERVICES	JORDAN EDUCATION FOUNDATION	750.00
CONTRACTED SERVICES	JOSETTE SAVEA	330.00
CONTRACTED SERVICES	JW CONSULTING	2,655.00
CONTRACTED SERVICES	KATE BISHOP	25.00
CONTRACTED SERVICES	KELSEY L POULSEN	100.00
CONTRACTED SERVICES	LES OLSON CO	460.57
CONTRACTED SERVICES	LINGUISTICA INTERNATIONAL	220.97
CONTRACTED SERVICES	LISA GIACOVELLI NEMELKA	480.00
CONTRACTED SERVICES	LITTLE AMERICA HOTEL	10,428.81
CONTRACTED SERVICES	MAXIM HEALTHCARE SERVICES INC	22,238.40
CONTRACTED SERVICES	MCINTOSH COMMUNICATIONS LLC	653.36
CONTRACTED SERVICES	MEDICAL STAFFING NETWORK	32,035.80
CONTRACTED SERVICES	MEDICAL TRAINING RESOURCES	23,000.00
CONTRACTED SERVICES	MINH NGUYEN	37.50
CONTRACTED SERVICES	MORGAN CRYDER	40.00
CONTRACTED SERVICES	NEFF FAMILY CHIROPRACTIC	200.00
CONTRACTED SERVICES	OLIVIA ANNE BROUGH	80.00
CONTRACTED SERVICES	PATRICE H ISABELLA	600.00

DESCRIPTION	VENDOR	AMOUNT
CONTRACTED SERVICES	RYAN JOHN ANDERSON	250.00
CONTRACTED SERVICES	SHRED IT USA LLC	77.37
CONTRACTED SERVICES	SOLUTION TREE LLC	2,040.00
CONTRACTED SERVICES	SOUTHERN UTAH UNIVERSITY	1,449.00
CONTRACTED SERVICES	SUMMIT TAX SERVICE LLC	2,295.00
CONTRACTED SERVICES	SUNSET RIDGE MIDDLE	679.50
CONTRACTED SERVICES	SUPERIOR WATER & AIR INC	154.75
CONTRACTED SERVICES	SWANK MOTION PICTURES INC	376.00
CONTRACTED SERVICES	US DEPT OF HOMELAND SECURITY	2,370.00
CONTRACTED SERVICES	UTAH DEPARTMENT OF HEALTH	156,837.75
CONTRACTED SERVICES	UTAH TRANSIT AUTHORITY	544.44
CONTRACTED SERVICES	VAUN DELAHUNTY	225.00
CONTRACTED SERVICES	WEST JORDAN HIGH	6,500.00
CONTRACTED SOFTWARE	BRAIN POP	2,550.00
CONTRACTED SOFTWARE	EN POINTE TECH	2,697.00
CONTRACTED SOFTWARE	EXPLORE LEARNING	3,295.00
CONTRACTED SOFTWARE	FUEL EDUCATION LLC	832.15
CONTRACTED SOFTWARE	IMAGINE LEARNING INC	50.00
CONTRACTED SOFTWARE	LANGUAGE TESTING INTERNATIONAL	16,775.00
CONTRACTED SOFTWARE	MANDARIN MATRIX INC	6,232.00
CONTRACTED SOFTWARE	MOUNTAIN STATE SCHOOLBOOK DEPOSITORY	76,602.96
CONTRACTED SOFTWARE	NEWSELA INC	8,712.00
CONTRACTED SOFTWARE	OQUIRRH HILLS MIDDLE	99.00
CONTRACTED SOFTWARE	SHI INTERNATIONAL CORP	1,168.31
CONTRACTED SOFTWARE	SKYWARD INC	6,035.15
DAIRY PRODUCTS	MEADOW GOLD DAIRIES	112,548.94
DISABILITY INSURANCE	JORDAN SCHOOL DISTRICT	53,505.00
EARLY RETIREMENT	UTAH RETIREMENT SYSTEMS	16,079.07
EDUCATIONAL FIELD TRIPS	BARLOW, TIFFANY	255.00
EDUCATIONAL FIELD TRIPS	CHRISTENSEN, EMILY	493.20
EDUCATIONAL FIELD TRIPS	COLLIN KARTCHNER	900.00
EDUCATIONAL FIELD TRIPS	CUMMINGS, CARNELL	23.14
EDUCATIONAL FIELD TRIPS	FORT HERRIMAN MIDDLE	100.00
EDUCATIONAL FIELD TRIPS	GRAFF, TERRI	258.00
EDUCATIONAL FIELD TRIPS	HILBIG, JULIE	20.00
EDUCATIONAL FIELD TRIPS	MCDUGAL, SANDRA	189.50
EDUCATIONAL FIELD TRIPS	MERRICK, NANCY	110.00
EDUCATIONAL FIELD TRIPS	NOBLE, ANN	84.75
EDUCATIONAL FIELD TRIPS	REYNOLDS, KIMBERLY	84.00
EDUCATIONAL FIELD TRIPS	ROBINSON, VICKI	35.90
EDUCATIONAL FIELD TRIPS	SCALES AND TAILS UTAH INC	550.00
EDUCATIONAL FIELD TRIPS	SOUTH HILLS MIDDLE	782.10
EDUCATIONAL FIELD TRIPS	TRIANO, MICHELLE	203.40
EDUCATIONAL FIELD TRIPS	VALLEY HIGH	465.58
EDUCATIONAL FIELD TRIPS	WEBER, RACHEL	509.85
EDUCATIONAL FIELD TRIPS	WEST JORDAN MIDDLE	1,548.00
EDUCATIONAL FIELD TRIPS	WRIDE, KATHY	13.90
ELECTRICITY	ROCKY MTN POWER	496,651.16
EMIA INS DIRECT	EMIA DIRECT	183.36
EMIA INS DIRECT	UIEBT 401 K	1,014.79
EMPLOYEE PREMIUM	DENTAL SELECT	64,439.25
EMPLOYEE PREMIUM	EDUCATORS MUTUAL INS ASSOC DENTAL	18,998.10
EMPLOYEE PREMIUM	JORDAN SCHOOL DISTRICT	688,675.14
EMPLOYEE PREMIUM	OPTICARE OF UTAH	13,298.63
EMPLOYEE PREMIUM	TOTAL DENTAL ADMINISTRATORS	11,623.29
EQUIPMENT	AARDVARK CLAY & SUPPLIES INC	20,994.48
EQUIPMENT	APPLE COMPUTER INC	138.00
EQUIPMENT	AXIS INTERNATIONAL MACHINERY LLC	44,618.00
EQUIPMENT	BELL JANITORIAL SUPPLY LLC	113,964.00
EQUIPMENT	BRADY INDUSTRIES LLC	22,420.64
EQUIPMENT	BSN SPORTS INC	1,110.00
EQUIPMENT	CHICK AND JACK REPAIR AND DISTRIBUTING	837.79

DESCRIPTION	VENDOR	AMOUNT
EQUIPMENT	EDUTEK CORPORATION	14,777.85
EQUIPMENT	EWING IRRIGATION PRODUCTS	1,099.00
EQUIPMENT	HYLON KOBURN CHEM HY KO	5,244.87
EQUIPMENT	IMAGING CONCEPTS LLC	11,637.90
EQUIPMENT	JMCS	174,228.28
EQUIPMENT	LEGACY WOODWORKING MACHINERY	14,695.00
EQUIPMENT	NAPA AUTO PARTS	143.94
EQUIPMENT	PECKHAM ASPHALT PAVING INC	2,100.00
EQUIPMENT	PERIPOLE INC	1,545.02
EQUIPMENT	PROFESSIONAL AUTOMOTIVE EQUIPMENT	2,009.68
EQUIPMENT	RESTAURANT AND STORE EQUIPMENT CO	5,715.36
EQUIPMENT	ROCKY MOUNTAIN TURF	78,573.17
EQUIPMENT	SALT LAKE AUTO PAINT AND GLASS	657.72
EQUIPMENT	SNAP ON INDUSTRIAL	566.70
EQUIPMENT	STAFFORD SMITH INC	29,283.00
EQUIPMENT	SUMMERHAYS MUSIC CENTER	42,732.00
EQUIPMENT	SUNSTONE POTTERY	4,099.00
EQUIPMENT	THE HON COMPANY	33,533.91
EQUIPMENT	TROXELL COMMUNICATIONS INC	898.00
EQUIPMENT	UNIVERSAL ATHLETIC	10,259.57
EQUIPMENT	UPPER LIMIT FITNESS WAREHOUSE	9,643.75
EQUIPMENT RENTAL	AHERN RENTALS INC	2,151.25
EQUIPMENT RENTAL	HONEY BUCKET	598.00
EQUIPMENT RENTAL	STRUTHERS, TAMMY	103.49
EQUIPMENT REPAIR	ANN KINANE	1,025.00
EQUIPMENT REPAIR	CAPUTOS OVERHEAD DOOR SERVICE	158.45
EQUIPMENT REPAIR	CHARLES W LIU FINE VIOLINS	157.45
EQUIPMENT REPAIR	COLD TECH REFRIGERATION SERVICE INC	513.26
EQUIPMENT REPAIR	D AND S NGV SERVICES	1,398.42
EQUIPMENT REPAIR	PROFESSIONAL AUTOMOTIVE EQUIPMENT	466.28
EQUIPMENT REPAIR	ROYCE INDUSTRIES	419.00
FINGERPRINTING	DPS BUREAU OF CRIMINAL IDENTIFICATION	17,832.00
FOOD PURCHASES	5 BUCK PIZZA	55,118.53
FOOD PURCHASES	A AND Z PRODUCE COMPANY	542.40
FOOD PURCHASES	ALLEN, VALERIE	38.77
FOOD PURCHASES	ALLRED, WENDY	24.51
FOOD PURCHASES	ANDERSON, AMI	31.42
FOOD PURCHASES	ANDERSON, CYNTHIA	10.80
FOOD PURCHASES	ASAEEL FARR AND SONS COMPANY	2,728.32
FOOD PURCHASES	ASHCRAFT, AUBRIE	27.27
FOOD PURCHASES	BAGGETT, TAMARA	98.76
FOOD PURCHASES	BAILEY, WENDI	69.39
FOOD PURCHASES	BAKER, EMILY	19.67
FOOD PURCHASES	BARKDULL, KRISTIN	10.73
FOOD PURCHASES	BARLOW, TIFFANY	120.08
FOOD PURCHASES	BARRON, HENNI	14.32
FOOD PURCHASES	BARROWES, NORDA	27.55
FOOD PURCHASES	BASS, DENISE	14.92
FOOD PURCHASES	BEESELEY, MARTHA	20.38
FOOD PURCHASES	BENNETT, ANDREA	122.14
FOOD PURCHASES	BENNETT, PAUL	119.91
FOOD PURCHASES	BERNIER, SALWA	16.25
FOOD PURCHASES	BERRETT, WENDY	20.17
FOOD PURCHASES	BLANEY, DIANNE	85.38
FOOD PURCHASES	BLANEY, SARA	2.64
FOOD PURCHASES	BOUILLON, RITA	23.86
FOOD PURCHASES	BOWEN, TIFFANY	59.75
FOOD PURCHASES	BOWN, PATRICIA	18.33
FOOD PURCHASES	BROCK, PIXIE	106.10
FOOD PURCHASES	BROWN, KRISTIN	594.71
FOOD PURCHASES	CALBIMONTE, PATZY	61.83
FOOD PURCHASES	CALHOUN, ASHLEY	31.04

DESCRIPTION	VENDOR	AMOUNT
FOOD PURCHASES	CALHOUN, TRISH	33.83
FOOD PURCHASES	CAMERON, MICHELLE	30.06
FOOD PURCHASES	CAMP, KRISTA	45.04
FOOD PURCHASES	CARROLL, SHAUNA	11.30
FOOD PURCHASES	CHANDLER, REBECCA	11.47
FOOD PURCHASES	CHRISTENSEN, EMILY	39.25
FOOD PURCHASES	CHRISTENSEN, LAURIE	9.17
FOOD PURCHASES	CINDY CRAWFORD	320.20
FOOD PURCHASES	CONCHE, JANA	77.27
FOOD PURCHASES	COPPER MOUNTAIN MIDDLE	129.42
FOOD PURCHASES	CORBETT, CHRISTINA	28.49
FOOD PURCHASES	COZETTE GIBSON	81.36
FOOD PURCHASES	CURTIS, JACALYN	11.25
FOOD PURCHASES	DALLEY, TRINA	37.01
FOOD PURCHASES	DAVIDSON, CARRIE	18.52
FOOD PURCHASES	DELUCA, MISTEE	13.74
FOOD PURCHASES	DENISON, SABRINA	153.28
FOOD PURCHASES	DERBIDGE, ROBYN	11.25
FOOD PURCHASES	DODGE, TIFFANY	84.59
FOOD PURCHASES	DUBOIS, LINDA	8.21
FOOD PURCHASES	DUNCAN, AARON	23.76
FOOD PURCHASES	ELDER, LARAINÉ	29.15
FOOD PURCHASES	ELK RIDGE MIDDLE	266.91
FOOD PURCHASES	EPPERSON, JENNIFER	146.61
FOOD PURCHASES	ESPINOSA, BETTINA	35.27
FOOD PURCHASES	FALCON, TANIA	6.49
FOOD PURCHASES	FISHER, MELANIE	51.23
FOOD PURCHASES	FORT HERRIMAN MIDDLE	2,779.30
FOOD PURCHASES	FREESTONE, KELLIE	17.41
FOOD PURCHASES	FROISLAND, KATHY	125.68
FOOD PURCHASES	FULLMER, JOLEEN	15.20
FOOD PURCHASES	GARDNER, WENDY	31.52
FOOD PURCHASES	GATTEN, THOMAS	567.73
FOOD PURCHASES	GIFFORD, RAYLEE	19.55
FOOD PURCHASES	GINES, VALERY	30.10
FOOD PURCHASES	GODFREY, ANTHONY	25.20
FOOD PURCHASES	GOLDING, KIMBERLY	147.75
FOOD PURCHASES	GONZALEZ-SANCHEZ, LAURA	15.33
FOOD PURCHASES	GOODWIN, ELIZABETH	100.56
FOOD PURCHASES	GRAHAM, SIERRA	12.28
FOOD PURCHASES	HALVORSEN, SUSAN	23.79
FOOD PURCHASES	HANNA, ALLYSON	22.03
FOOD PURCHASES	HANSEN, FABIANA	139.54
FOOD PURCHASES	HANSEN, JOSHUA	20.96
FOOD PURCHASES	HANSEN, SHAYLYN	11.28
FOOD PURCHASES	HARRIS, NICOLE	25.12
FOOD PURCHASES	HARRISON, ANIKA	49.00
FOOD PURCHASES	HARRISON, ANNE	181.96
FOOD PURCHASES	HARWOOD, LALYTA	33.92
FOOD PURCHASES	HENDRICKSON, HEIDI	6.06
FOOD PURCHASES	HERRIMAN HIGH SCHOOL	87.78
FOOD PURCHASES	HIGGINS, MISTY	37.90
FOOD PURCHASES	HILBIG, JULIE	62.47
FOOD PURCHASES	HOONAKKER, R RICHARD	152.35
FOOD PURCHASES	HOUTZ, NICOLLE	5.00
FOOD PURCHASES	HYTE, HOLLY	78.03
FOOD PURCHASES	INTERNATIONAL RESCUE COMMITTEE	476.50
FOOD PURCHASES	JAMIE JACOBSON	119.05
FOOD PURCHASES	JEAN MICHEL ARRIGONA	60.00
FOOD PURCHASES	JOHANSSON, KAILEY	75.23
FOOD PURCHASES	JOHNSON, EMILY	15.12
FOOD PURCHASES	KAMI JONES	153.45

DESCRIPTION	VENDOR	AMOUNT
FOOD PURCHASES	KATSOS, BRENNEN	13.93
FOOD PURCHASES	KELSON-PROBERT, LESLIE	12.44
FOOD PURCHASES	KERTAMUS, NANCY	11.94
FOOD PURCHASES	KETTENRING, LAURA KAY	35.48
FOOD PURCHASES	KNACKSTEDT, BRITTNEY	13.16
FOOD PURCHASES	KOTTER, JENNIFER	39.97
FOOD PURCHASES	LIVSEY, MICHAEL	6.17
FOOD PURCHASES	MALMBORG, DIANE	6.87
FOOD PURCHASES	MARLOWE, KANDY	57.71
FOOD PURCHASES	MATTSSON, SHANDA	17.56
FOOD PURCHASES	MAUCERI, MELINA	21.61
FOOD PURCHASES	MAXWELL, JEANA	41.16
FOOD PURCHASES	MCCABE, HEIDI	4.51
FOOD PURCHASES	MCCANN, DONNA	44.11
FOOD PURCHASES	MCMULLIN, AMY	64.84
FOOD PURCHASES	MEADOW GOLD DAIRIES	3,516.23
FOOD PURCHASES	MEGAN STOHL	162.38
FOOD PURCHASES	MELISSA DARBY	24.06
FOOD PURCHASES	MERRELL, ISAAC	38.90
FOOD PURCHASES	MILLER, CHRISTINE	38.40
FOOD PURCHASES	MOORE, STACI	43.18
FOOD PURCHASES	MORIARTY, MARYMARGARET	190.95
FOOD PURCHASES	MORRELL, KATIE	69.34
FOOD PURCHASES	MORRILL, MALLORY	77.19
FOOD PURCHASES	MUELLER, BROOKE	37.13
FOOD PURCHASES	MURDOCK, LAURA	23.14
FOOD PURCHASES	NAGELI, LARISA	6.47
FOOD PURCHASES	NELSON, ANNE	9.99
FOOD PURCHASES	NEWBOLD, MARCIA	127.26
FOOD PURCHASES	NICHOLAS AND COMPANY INC	164,448.11
FOOD PURCHASES	NIXON, BOBBIE	20.06
FOOD PURCHASES	NORTH, LACIE	282.16
FOOD PURCHASES	NYE, JACKIE	11.08
FOOD PURCHASES	NYLAND, BRITTANY	10.16
FOOD PURCHASES	OBRIEN, MARY KATHERINE	48.74
FOOD PURCHASES	OCONNOR, RAMSAY	11.78
FOOD PURCHASES	OQUIRRH HILLS MIDDLE	279.21
FOOD PURCHASES	PEREZ, SHELBY	71.56
FOOD PURCHASES	PETERSONS FRESH MARKET	586.82
FOOD PURCHASES	PETTY CASH	682.19
FOOD PURCHASES	PIA, TERRY	223.86
FOOD PURCHASES	PIERSON, MAUREE	23.14
FOOD PURCHASES	PRINCE, STACEY	98.18
FOOD PURCHASES	PURVIS, KAIJA	28.24
FOOD PURCHASES	QUINCY, MANDY	53.96
FOOD PURCHASES	REALLY GOOD STUFF	58.93
FOOD PURCHASES	RICHARDSON, HEATHER	159.96
FOOD PURCHASES	RIVERTON HIGH	135.98
FOOD PURCHASES	ROBINSON, CARLI	84.87
FOOD PURCHASES	ROBINSON, JENNIFER	35.23
FOOD PURCHASES	ROGERS, SALLY	73.43
FOOD PURCHASES	ROGERS, SHELLY	48.00
FOOD PURCHASES	ROWBERRY, ALICIA	63.58
FOOD PURCHASES	RUSSELL, SHELDON	4.59
FOOD PURCHASES	SAMOWITZ, TERRI	21.12
FOOD PURCHASES	SAMS CLUB	1,488.98
FOOD PURCHASES	SANDBERG, CATHLEEN	39.02
FOOD PURCHASES	SCHNEITER, ANDREA	54.70
FOOD PURCHASES	SCHOOL FOOD ENTERPRISES	14,310.39
FOOD PURCHASES	SEAMAN, JULIANA	117.70
FOOD PURCHASES	SESSIONS, KIRSTEN	77.23
FOOD PURCHASES	SEVEY, LACEY	16.87

DESCRIPTION	VENDOR	AMOUNT
FOOD PURCHASES	SHELLEY, MARLENE	24.16
FOOD PURCHASES	SHELTON, JODEE	65.04
FOOD PURCHASES	SHULER, GAYLE	8.03
FOOD PURCHASES	SMITH, MICHELLE	22.05
FOOD PURCHASES	SMITH, MINDY	163.32
FOOD PURCHASES	SMITH, REBECCA	361.02
FOOD PURCHASES	SORENSEN, CHARLES	281.92
FOOD PURCHASES	SORENSEN, JENILEE	22.79
FOOD PURCHASES	SOUTH HILLS MIDDLE	1,136.08
FOOD PURCHASES	STONE, MICHAEL	35.80
FOOD PURCHASES	STRAUSS, DOREE	120.80
FOOD PURCHASES	SUNSET RIDGE MIDDLE	111.84
FOOD PURCHASES	SUPERIOR WATER & AIR INC	325.29
FOOD PURCHASES	SWANNACK, KATHRYN	14.12
FOOD PURCHASES	SWILOR, KELLI	43.13
FOOD PURCHASES	SWIRE COCA COLA USA	1,285.42
FOOD PURCHASES	TAFT, SHELLEY	138.88
FOOD PURCHASES	TATE, CYNTHIA	23.12
FOOD PURCHASES	TAYLOR, LIESEL	286.05
FOOD PURCHASES	TAYLOR, REBECCA	16.07
FOOD PURCHASES	TERRY, MELODY	17.11
FOOD PURCHASES	THOMPSON, ROBYN	4.16
FOOD PURCHASES	THUNELL, MELISSA	27.84
FOOD PURCHASES	TOBABEN, ALLISON	4.58
FOOD PURCHASES	TODD, HOLLY	592.50
FOOD PURCHASES	TOPHAM, ALYSSA	34.85
FOOD PURCHASES	VALLEY HIGH	265.92
FOOD PURCHASES	WADE, ANA LEE	57.14
FOOD PURCHASES	WALBECK, NICOLE	80.74
FOOD PURCHASES	WALTON, FRANKIE	186.75
FOOD PURCHASES	WATSON, JENNINE	38.57
FOOD PURCHASES	WEIMER, LINDA	20.62
FOOD PURCHASES	WEST, SHAUNA	51.40
FOOD PURCHASES	WHALEY, ASHLEY	6.47
FOOD PURCHASES	WHIPPLE, ANDREA	14.71
FOOD PURCHASES	WILLIAMS, JACOB	281.82
FOOD PURCHASES	WILSON, MEGAN	77.39
FOOD PURCHASES	WOOLF, LINDA	64.98
FOOD PURCHASES	WORKMAN, TINA	26.56
FOOD PURCHASES	ZIOLKOWSKI, KRISTY	15.16
FOUNDATION AWARDS	JORDAN EDUCATION FOUNDATION	20,834.11
FOUNDATION AWARDS	SALT LAKE COMMUNITY COLLEGE	51.54
FRESH FRUIT VEGIES PRODUCE	A AND Z PRODUCE COMPANY	8,807.00
FUEL OIL	REPUBLIC SERVICES INC #864	188.09
GARBAGE REMOVAL	REPUBLIC SERVICES INC #864	20,692.40
GAS & OIL	STATE OF UTAH GASCARD	12,460.37
GENERAL FUNDRAISER	BECKIE BEARDEN	88.00
HAZARDOUS WASTE	CLEAN HARBORS ENVIRONMENTAL SERVICES, INC	5,317.12
HEALTH INSURANCE	JORDAN SCHOOL DISTRICT	1,930,965.62
HMO INSURANCE PREMIUM	LINA	83,588.18
HORACE MANN LIFE	HORACE MANN	1,008.15
INDUSTRIAL INSURANCE	BROKERS RISK PLACEMENT SERVICE INC	1,912.12
INDUSTRIAL INSURANCE	TRISTAR RISK MANAGEMENT	43,217.58
IN-SERVICE CLASS FEES	CLELLAND, ERIN	25.00
INTEGRATED PROGRAMS	ABBY HEWITSON	70.00
INTEGRATED PROGRAMS	ALISA ANDERSON	70.00
INTEGRATED PROGRAMS	AMBER GARDNER	70.00
INTEGRATED PROGRAMS	BENJAMIN OLDHAM	70.00
INTEGRATED PROGRAMS	BOBBIE DILLMAN	420.00
INTEGRATED PROGRAMS	CHARLOTTE PETERSON	95.00
INTEGRATED PROGRAMS	JAMES BRINKERHOFF	140.00
INTEGRATED PROGRAMS	JENNY CLAYTON	140.00

DESCRIPTION	VENDOR	AMOUNT
INTEGRATED PROGRAMS	MEGAN HARR	140.00
INTEGRATED PROGRAMS	MEGAN RYAN	85.00
INTEGRATED PROGRAMS	MUSTAFA PARLAK	140.00
INTEGRATED PROGRAMS	NATALIE VANDENBERG	70.00
INTEGRATED PROGRAMS	SARALENA HAIGHT	140.00
INTEGRATED PROGRAMS	STEPHANIE PETRICH	210.00
INTEGRATED PROGRAMS	TYRELL NEAL	70.00
INTEGRATED PROGRAMS	WAN CHIA GORDETT	70.00
INTEGRATED PROGRAMS	WHITNEY ARNELL	70.00
INVENTORY	HILLSHIRE BRANDS COMPANY	9,798.00
INVENTORY	YANGS 5TH TASTE	32,359.95
INVENTORY - BUS PARTS	BATTERY SYSTEMS	1,727.38
INVENTORY - BUS PARTS	BRYSON SALES AND SERVICE	1,804.76
INVENTORY - BUS PARTS	CRUS OIL PETROLEUM PRODUCTS	249.86
INVENTORY - BUS PARTS	FASTENAL COMPANY	95.55
INVENTORY - BUS PARTS	GENERATOR EXCHANGE INC	450.00
INVENTORY - BUS PARTS	INTERSTATE BILLING SERVICE INC	3,634.71
INVENTORY - BUS PARTS	JACKS TIRE AND OIL MANAGEMENT CO	10,551.42
INVENTORY - BUS PARTS	KENWORTH SALES COMPANY INC	6,148.78
INVENTORY - BUS PARTS	LEWIS TRANSPORTATION SALES	1,258.46
INVENTORY - BUS PARTS	MFCP INC	1,978.84
INVENTORY - BUS PARTS	NAPA AUTO PARTS	565.31
INVENTORY - BUS PARTS	SOSEW EMBROIDERY	360.00
INVENTORY - CUSTODIAL	BELL JANITORIAL SUPPLY LLC	829.60
INVENTORY - CUSTODIAL	BRADY INDUSTRIES LLC	63,609.73
INVENTORY - CUSTODIAL	HYLON KOBURN CHEM HY KO	24,835.04
INVENTORY - CUSTODIAL	LA CROSSE MCCORMICK LLC	2,100.00
INVENTORY - CUSTODIAL	WAXIE SANITARY SUPPLY	18,635.66
INVENTORY - MAINTENANCE	ADI	2,149.76
INVENTORY - MAINTENANCE	ELECTRICAL WHOLESALE SUPPLY	1,013.29
INVENTORY - MAINTENANCE	FASTENER ENGINEERING	1,091.58
INVENTORY - MAINTENANCE	GRAINGER	695.14
INVENTORY - MAINTENANCE	IML SECURITY SUPPLY	3,031.35
INVENTORY - MAINTENANCE	INDUSTRIAL SUPPLY CO INC	360.14
INVENTORY - MAINTENANCE	PPG ARCHITECTURAL FINISHES	1,875.92
INVENTORY - MAINTENANCE	ROCKY MOUNTAIN TURF	560.40
INVENTORY - MAINTENANCE	SPRINKLER SUPPLY COMPANY	7,302.69
INVENTORY - MAINTENANCE	STANDARD PLUMBING SUPPLY	3,924.89
INVENTORY - MAINTENANCE	WESTERN ELECTRICAL ALLIANCE	983.15
INVENTORY - MAINTENANCE	WURTH LOUIS AND COMPANY	970.29
INVENTORY - STOCKROOM	CONTRACT PAPER GROUP INC	23,343.60
INVENTORY - STOCKROOM	HYLON KOBURN CHEM HY KO	123.12
INVENTORY - STOCKROOM	NATIONAL ART AND SCHOOL SUPPLIES	2,902.00
INVENTORY - STOCKROOM	OFFICE DEPOT	44.20
INVENTORY - STOCKROOM	PYRAMID SCHOOL PRODUCTS	4,544.06
INVENTORY - STOCKROOM	SCHOOL SPECIALTY	1,465.00
INVENTORY - STOCKROOM	SOUTHWEST SCHOOL AND OFFICE SUPPLY	946.24
INVENTORY - STOCKROOM	STANDARD STATIONERY SUPPLY LLC	205.50
INVENTORY - STOCKROOM	SYSCO INTERMOUNTAIN INC	326.17
INVENTORY - STOCKROOM	VERITIV OPERATING COMPANY	44,539.12
INVENTORY PRODUCE	A AND Z PRODUCE COMPANY	115,581.89
INVENTORY-BUS OIL/SHOP SUPPLY	THOMAS PETROLEUM LLC	5,360.00
INVENTORY-NUTRITION SERVICE	GOSSNER FOODS	17,375.00
INVENTORY-NUTRITION SERVICE	NICHOLAS AND COMPANY INC	42,389.15
INVENTORY-NUTRITION SERVICE	RESTAURANT AND STORE EQUIPMENT CO	189.00
INVENTORY-NUTRITION SERVICE	SYSCO INTERMOUNTAIN INC	82,583.66
INVENTORY-NUTRITION SERVICE	WALLACE PACKAGING LLC	4,032.00
INVENTORY-SUPPORT VEHICLE PART	CRUS OIL PETROLEUM PRODUCTS	78.34
INVENTORY-SUPPORT VEHICLE PART	JACKS TIRE AND OIL MANAGEMENT CO	547.86
INVENTORY-SUPPORT VEHICLE PART	KENWORTH SALES COMPANY INC	164.72
IRRIGATION WATER	SOUTH VALLEY SEWER DISTRICT	195.57
LIGHTS	COMMERCIAL LIGHTING SUPPLY	1,914.00

DESCRIPTION	VENDOR	AMOUNT
LIGHTS	WESTERN ELECTRICAL ALLIANCE	612.00
LUNCH SALES	AIMEE CUTLER	64.25
LUNCH SALES	ALICIA GROSS	9.50
LUNCH SALES	AMBER HWANG	15.25
LUNCH SALES	AMELIA MILES	10.00
LUNCH SALES	ANDREA CONDIE	15.50
LUNCH SALES	APRIL ROARK	22.25
LUNCH SALES	AUDREY BAGGALEY	5.50
LUNCH SALES	BAILEY, CONNIE	16.00
LUNCH SALES	CHANDRA HITT	7.25
LUNCH SALES	CODY LOWDER	19.55
LUNCH SALES	CONFORTO, NATALIE	0.00
LUNCH SALES	CRAIG GARDNER	22.95
LUNCH SALES	DANI HANSEN	7.95
LUNCH SALES	ELENA SPITTLE	11.00
LUNCH SALES	ELIZABETH PHILLIPPS	307.25
LUNCH SALES	HOLLIE WEICHERS	10.90
LUNCH SALES	JEANNINE JENSEN	20.00
LUNCH SALES	JULIE AYERS	9.00
LUNCH SALES	KIYOMUNE HIGASHI	29.46
LUNCH SALES	LISA COLETTI	12.60
LUNCH SALES	LISA ZINDEL	29.90
LUNCH SALES	LYNNETTE MORRILL	7.80
LUNCH SALES	MATKIN, MICHELLE	24.50
LUNCH SALES	MICHAEL BOGGESS	5.75
LUNCH SALES	NATALIE CONFORTO	140.00
LUNCH SALES	RICHARD EVANS	10.30
LUNCH SALES	SARAH BURRELL	19.25
LUNCH SALES	SHELENE KIMBALL	39.70
LUNCH SALES	STACEY DEGOOYER	9.00
LUNCH SALES	SUE CHRISTENSEN	9.20
LUNCH SALES	VIOLETA ESCOBAR	13.30
MAINT SUPPLIES/UNIFORMS	AIRGAS INTERMOUNTAIN	60.00
MAINT SUPPLIES/UNIFORMS	APPLUS TECHNOLOGIES INC	119.00
MAINT SUPPLIES/UNIFORMS	CINTAS #180 UNIFORMS	1,033.58
MAINT SUPPLIES/UNIFORMS	CINTAS FIRST AID AND SAFETY	104.48
MAINT SUPPLIES/UNIFORMS	COMBUSTION TECHNOLOGIES USA	2,010.00
MAINT SUPPLIES/UNIFORMS	COPPER MOUNTAIN MIDDLE	183.00
MAINT SUPPLIES/UNIFORMS	DUBOIS, LINDA	50.00
MAINT SUPPLIES/UNIFORMS	FASTENAL COMPANY	1,571.17
MAINT SUPPLIES/UNIFORMS	FENTON, RAE ANNE	22.95
MAINT SUPPLIES/UNIFORMS	NAPA AUTO PARTS	2,248.15
MAINT SUPPLIES/UNIFORMS	OSSINE SHOES	50.00
MAINT SUPPLIES/UNIFORMS	THOMAS PETROLEUM LLC	525.28
MAINT SUPPLIES/UNIFORMS	WAXIE SANITARY SUPPLY	146.64
MEDIA BOOKS	ABDO PUBLISHING COMPANY	3,181.50
MEDIA BOOKS	BEST BOOKS INC C O HAMILTON GROUP	1,045.14
MEDIA BOOKS	DEMCO INC	861.80
MEDIA BOOKS	FOLLETT SCHOOL SOLUTIONS, INC	60,660.02
MEDIA BOOKS	HUMAN RELATIONS MEDIA	1,319.83
MEDIA BOOKS	MAGAZINE SUBSCRIPTION SERVICE AGENCY	767.99
MEDIA BOOKS	MIDAMERICA	513.81
MEDIA BOOKS	OVERDRIVE INC	8,083.02
MEDIA BOOKS	PERMA BOUND	324.05
MEDIA BOOKS	RAINBOW BOOK COMPANY	1,854.68
MEDIA BOOKS	SMART APPLE MEDIA	631.33
MEDIA BOOKS	TROXELL COMMUNICATIONS INC	8,376.00
MEDIA CENTER FINES	BIELLE ALBRECHT	6.00
MEDIA CENTER FINES	JENNIFER CLUFF	19.95
MEDIA CENTER FINES	JOSIE GONZALEZ	6.00
MEDIA CENTER FINES	JULIANA HARTLEY	20.00
MEDIA CENTER FINES	KATHLEEN GWILLIAM	18.99

DESCRIPTION	VENDOR	AMOUNT
MEDIA CENTER FINES	KATY RUSH	6.00
MEDIA CENTER FINES	KIKO MAKAYA	8.36
MEDIA CENTER FINES	LESLIE SORENSEN	6.89
MEDIA CENTER FINES	PHILIP POWLEY	13.06
MEDIA CENTER FINES	RACHEL HUNTER	11.51
MEDIA CENTER FINES	RACIE JETTIE	9.99
MEDIA CENTER FINES	SHANNON DIAZ	9.00
MEDIA CENTER FINES	VICTORIA PENTZ	13.76
MEMBERSHIP DUES AND FEES	ASCD	119.00
MEMBERSHIP DUES AND FEES	FAASU, LYDIA	221.25
MEMBERSHIP DUES AND FEES	FIFE, MELISSA	286.00
MEMBERSHIP DUES AND FEES	KEARL, BRADLEY	120.00
MEMBERSHIP DUES AND FEES	NATIONAL ASSOCIATION OF SCHOOL NURSES	129.50
MEMBERSHIP DUES AND FEES	NEPTUNE, MACKENSIE	80.00
MEMBERSHIP DUES AND FEES	UTAH ASSO OF COLLEGIATE REG AND ADMISS	120.00
MEMBERSHIP DUES AND FEES	UTAH MEDIA GROUP	278.05
MEMBERSHIP DUES AND FEES	WALTON, FRANKIE	25.00
MILEAGE - STUDENT	ADAM MCKENDRICK	27.74
MILEAGE - STUDENT	ALMA ROMERO	26.01
MILEAGE - STUDENT	ALYCIANNA THOMAS	30.35
MILEAGE - STUDENT	ALYSON LAW	32.08
MILEAGE - STUDENT	ANDRIA KRASNOV	32.08
MILEAGE - STUDENT	ANGIE SOKOL	29.48
MILEAGE - STUDENT	ANGIE VOSEIPKA	20.20
MILEAGE - STUDENT	ASHLEY ROWLEY	33.81
MILEAGE - STUDENT	ASHLEY WILKES	37.13
MILEAGE - STUDENT	BETH PERRY	34.88
MILEAGE - STUDENT	BRANDI CULLIMORE	30.35
MILEAGE - STUDENT	BRANDY DUFFIN	278.40
MILEAGE - STUDENT	BRETT CALL	42.08
MILEAGE - STUDENT	CANDACE SCOTT	28.31
MILEAGE - STUDENT	CASEY LARSEN	28.61
MILEAGE - STUDENT	CELIA NEWBOLD	58.96
MILEAGE - STUDENT	CHELSEA MORRIS	114.84
MILEAGE - STUDENT	CHRIS BOOTH	57.22
MILEAGE - STUDENT	DEANNA CAZIER	33.81
MILEAGE - STUDENT	DEBORAH BROWN	31.01
MILEAGE - STUDENT	EMILY NUNLEY	31.21
MILEAGE - STUDENT	ERIDA MEZA	32.95
MILEAGE - STUDENT	FALLON ULRICH	27.54
MILEAGE - STUDENT	FELICE JIMENEZ	34.43
MILEAGE - STUDENT	GABRIELA ZENI-ROCHA	28.61
MILEAGE - STUDENT	GARY JUSTET	33.81
MILEAGE - STUDENT	HAYLEY WARD	24.53
MILEAGE - STUDENT	HEIDI ALLRED	33.81
MILEAGE - STUDENT	HEIDI SKOUSEN	32.95
MILEAGE - STUDENT	HOLLY PEARSON	26.93
MILEAGE - STUDENT	IDORENYIN TURAY	30.19
MILEAGE - STUDENT	JEFF WARNER	64.16
MILEAGE - STUDENT	JENNY PATTERSON	29.38
MILEAGE - STUDENT	JESSICA PASKETT	30.35
MILEAGE - STUDENT	JORDAN ORMOND	31.21
MILEAGE - STUDENT	JOY METZGAR	22.03
MILEAGE - STUDENT	JOYCE CANNING	58.96
MILEAGE - STUDENT	JULIA HORSLEY	30.35
MILEAGE - STUDENT	JULIE FERGUSON	28.61
MILEAGE - STUDENT	JUSTIN FRIEDMAN	37.28
MILEAGE - STUDENT	KATHIE DE ST JEOR	29.38
MILEAGE - STUDENT	LAIN, LOREN	6.53
MILEAGE - STUDENT	MARIA BECERRA	34.68
MILEAGE - STUDENT	MARTY MORTON	23.21
MILEAGE - STUDENT	MARY K PAVIA	25.25

DESCRIPTION	VENDOR	AMOUNT
MILEAGE - STUDENT	MARY RINO	31.21
MILEAGE - STUDENT	MELISSA POPOVICH	55.68
MILEAGE - STUDENT	MICHAEL DULGARIAN	67.62
MILEAGE - STUDENT	MICHELLE SCHMIDT	88.44
MILEAGE - STUDENT	MOLLY BOHMAN	30.35
MILEAGE - STUDENT	NICOLE BRACE	58.96
MILEAGE - STUDENT	NICOLE JOHNSON	32.13
MILEAGE - STUDENT	RANDI GRAHAM	55.08
MILEAGE - STUDENT	REBECCA BUSHNELL	25.25
MILEAGE - STUDENT	RENE JONES	32.08
MILEAGE - STUDENT	SHAUNTAE RICHARDS	26.01
MILEAGE - STUDENT	SHERRIE OWENS	32.08
MILEAGE - STUDENT	STEPHEN PERSCHON	27.54
MILEAGE - STUDENT	TABITHA PARAS	62.42
MILEAGE - STUDENT	TASHA MAYFIELD	32.95
MILEAGE - STUDENT	TYLER HUFF	72.83
MILEAGE - STUDENT	WENDY PAUL	29.48
MILEAGE TRAVEL	AHLBERG, REBECCA	127.02
MILEAGE TRAVEL	ANDERSON, IRMA	53.36
MILEAGE TRAVEL	ANDERSON, MICHAEL	186.18
MILEAGE TRAVEL	ASAY, CYDNEY	125.28
MILEAGE TRAVEL	ASHCROFT, MARY	113.10
MILEAGE TRAVEL	AUSTIN, SHARLENE	179.80
MILEAGE TRAVEL	BAIR, DEEPIKA	25.52
MILEAGE TRAVEL	BALLARD, JENNIFER	5.22
MILEAGE TRAVEL	BECKSTEAD, DEBORA	55.68
MILEAGE TRAVEL	BEKKEMELLOM, KATHY	20.88
MILEAGE TRAVEL	BENNETT, GAIL	134.56
MILEAGE TRAVEL	BENNETT, PATRICIA	118.78
MILEAGE TRAVEL	BERRY, JORDAN	77.14
MILEAGE TRAVEL	BEYER, BRETT	45.53
MILEAGE TRAVEL	BIRTH, ARIANNA	158.92
MILEAGE TRAVEL	BLAIR, DAWN	597.83
MILEAGE TRAVEL	BLUNCK, ELIZABETH	179.22
MILEAGE TRAVEL	BODENHOFER, JENNICA	5.22
MILEAGE TRAVEL	BODILY, TERESA	65.54
MILEAGE TRAVEL	BOYD, LAURA	127.60
MILEAGE TRAVEL	BRADSHAW, JACOB	46.98
MILEAGE TRAVEL	CANICK, MELANIE	205.90
MILEAGE TRAVEL	CLEVINGER, TAMI	222.72
MILEAGE TRAVEL	CUMMINGS, JESSICA	175.74
MILEAGE TRAVEL	CVETNICH, LISA	465.16
MILEAGE TRAVEL	DAILEY, JACQUELINE	166.46
MILEAGE TRAVEL	DANSIE, KATHLEEN	20.30
MILEAGE TRAVEL	DAVIS, ELIZABETH	370.04
MILEAGE TRAVEL	DAVIS, KELLIE	122.38
MILEAGE TRAVEL	DEAKINS, MARLA	167.04
MILEAGE TRAVEL	DEFAZIO, KRISTIN	280.14
MILEAGE TRAVEL	DILLMAN, CRISTY	59.16
MILEAGE TRAVEL	DOWNS, KADE	143.84
MILEAGE TRAVEL	DURRANT, JILL	157.18
MILEAGE TRAVEL	EMERSON, NORMAN	152.54
MILEAGE TRAVEL	EVANS, MEGAN	273.76
MILEAGE TRAVEL	EVANS, STACY	106.14
MILEAGE TRAVEL	FAUX, DAVID	111.65
MILEAGE TRAVEL	FELT, ELIZABETH	40.60
MILEAGE TRAVEL	FINCH, LAURENE	83.52
MILEAGE TRAVEL	FISHER, DEBRA	85.84
MILEAGE TRAVEL	FITZGERALD, KELLEY	180.38
MILEAGE TRAVEL	FLAGLER, DOUGLAS	150.22
MILEAGE TRAVEL	FORDHAM, MICHELLE	73.66
MILEAGE TRAVEL	FRANCOM, SAUNDIE	205.32

DESCRIPTION	VENDOR	AMOUNT
MILEAGE TRAVEL	GARBER, MELISSA	188.50
MILEAGE TRAVEL	GARDNER, MARK	108.46
MILEAGE TRAVEL	GATTEN, THOMAS	318.42
MILEAGE TRAVEL	GERBER, REBECCA	378.33
MILEAGE TRAVEL	GIBSON, JOANN	51.04
MILEAGE TRAVEL	GIBSON, KIM	290.00
MILEAGE TRAVEL	GIBSON, MITCHELL	218.08
MILEAGE TRAVEL	GISSING, RACHEL	191.35
MILEAGE TRAVEL	GILLMORE, AMANDA	265.06
MILEAGE TRAVEL	GLASSEY, JENIFER	178.64
MILEAGE TRAVEL	GODFREY, ANTHONY	139.78
MILEAGE TRAVEL	GOLD, LINDA	39.44
MILEAGE TRAVEL	GOODRICH, KENNETH	171.68
MILEAGE TRAVEL	GOULD, ANNE	196.04
MILEAGE TRAVEL	GRANDT, BROOKE	272.02
MILEAGE TRAVEL	GRESSMEN, CASEY	10.44
MILEAGE TRAVEL	GRIFFITH, BEVERLY	88.74
MILEAGE TRAVEL	GRIMSHAW, BRYAN	141.52
MILEAGE TRAVEL	GROETHE, JAMES	324.80
MILEAGE TRAVEL	GROSSKREUTZ, GINA	432.15
MILEAGE TRAVEL	GUBLER, VIVIAN	40.60
MILEAGE TRAVEL	HALES, KELLI	71.92
MILEAGE TRAVEL	HANCOCK, DONALYNN	34.80
MILEAGE TRAVEL	HANSEN, KYLE	359.60
MILEAGE TRAVEL	HARDELL, TRACI	67.28
MILEAGE TRAVEL	HARTLE, SHAYLENE	194.88
MILEAGE TRAVEL	HAYES, JESSICA	201.26
MILEAGE TRAVEL	HEHR, AMANDA	33.64
MILEAGE TRAVEL	HEITZ, NED	145.58
MILEAGE TRAVEL	HENDRIKSEN, RUTH	46.40
MILEAGE TRAVEL	HEYWOOD, KERRY	132.82
MILEAGE TRAVEL	HIGHAM, DEANNA	110.78
MILEAGE TRAVEL	HILL, MELANIE	201.84
MILEAGE TRAVEL	HITE, MALIA	161.24
MILEAGE TRAVEL	HOGUE, KAREN	365.40
MILEAGE TRAVEL	HOPE, JACEY	130.50
MILEAGE TRAVEL	HORROCKS, KATHRYN	172.26
MILEAGE TRAVEL	HOYT, MELISSA	34.80
MILEAGE TRAVEL	JACKMAN, JUDY	276.06
MILEAGE TRAVEL	JACKSON, KATIE	510.61
MILEAGE TRAVEL	JAMES, DARLENE	44.08
MILEAGE TRAVEL	JANIE HYDE	77.72
MILEAGE TRAVEL	JANIS, REBECCA	464.58
MILEAGE TRAVEL	JENSEN, RAIMEE	119.48
MILEAGE TRAVEL	JIMENEZ, SHIRLEY	369.46
MILEAGE TRAVEL	JOHANSEN, DAVID	38.86
MILEAGE TRAVEL	JOHNSON, ABIGAIL	60.61
MILEAGE TRAVEL	JOHNSON, ANGELA	511.56
MILEAGE TRAVEL	JOHNSON, SHANNON	95.70
MILEAGE TRAVEL	JUNG, M JULIANNA	205.32
MILEAGE TRAVEL	KERBACK, MICHELLE	143.84
MILEAGE TRAVEL	KIRK, RAEANNA	306.82
MILEAGE TRAVEL	LAFRANCA, JULIE	56.84
MILEAGE TRAVEL	LAMBDIN, PATRICIA	17.40
MILEAGE TRAVEL	LARSEN, JOHN	63.68
MILEAGE TRAVEL	LARSON, LAURIE	328.86
MILEAGE TRAVEL	LARUE, EMILY	23.20
MILEAGE TRAVEL	LAUGHLIN, SHEILA	135.72
MILEAGE TRAVEL	LEAVITT, KYLEE	24.36
MILEAGE TRAVEL	LEBEL, CHRISTINE	29.00
MILEAGE TRAVEL	LEE, MICHELE	52.78
MILEAGE TRAVEL	LEE, TONI	38.86

DESCRIPTION	VENDOR	AMOUNT
MILEAGE TRAVEL	LIRA JUKIC, MARIA	232.00
MILEAGE TRAVEL	LLOYD, HILDA	863.62
MILEAGE TRAVEL	LLOYD, KIMBERLY	202.42
MILEAGE TRAVEL	LOKEY, MELINDA	248.94
MILEAGE TRAVEL	LOVELESS, MEGAN	167.60
MILEAGE TRAVEL	LYON, TERESA	112.52
MILEAGE TRAVEL	MANNING, JENNIFER	107.30
MILEAGE TRAVEL	MARTIN, KARLA	75.40
MILEAGE TRAVEL	MARTIN, TAMI	34.80
MILEAGE TRAVEL	MARTINEZ ARIAS, ALFREDO	29.29
MILEAGE TRAVEL	MEADE, EWELINA	247.66
MILEAGE TRAVEL	MECHAM, KRISTA	149.64
MILEAGE TRAVEL	MELLA, AMY	20.88
MILEAGE TRAVEL	MENLOVE, ROSS	142.10
MILEAGE TRAVEL	MENZEL, BRYAN	48.20
MILEAGE TRAVEL	MIDDLETON, MCKENZIE	162.98
MILEAGE TRAVEL	MILLER, GAYLENE	86.42
MILEAGE TRAVEL	MILLGATE, JENNIFER	190.82
MILEAGE TRAVEL	MOLER, CHARLYN	37.12
MILEAGE TRAVEL	MORGAN, HAILEY	52.78
MILEAGE TRAVEL	MORTENSEN, NATHAN	15.08
MILEAGE TRAVEL	MOSSEL, KEVIN	273.18
MILEAGE TRAVEL	MOWRY, ADRIENNE	231.42
MILEAGE TRAVEL	MURDOCH, KELCEY	80.04
MILEAGE TRAVEL	MUTO, ANTHONY	112.52
MILEAGE TRAVEL	NANCE, PAUL	304.50
MILEAGE TRAVEL	NEDDO, KIMBERLEE	113.10
MILEAGE TRAVEL	NELSON, SUSAN	10.44
MILEAGE TRAVEL	NIGBUR, DEBRA	88.74
MILEAGE TRAVEL	NORRIS, KRISTIN	299.86
MILEAGE TRAVEL	PARKO, DANIEL	123.99
MILEAGE TRAVEL	PAY, LUANNE	90.48
MILEAGE TRAVEL	PEACOCK, DAVID	35.38
MILEAGE TRAVEL	PEDERSEN, JENNY	90.48
MILEAGE TRAVEL	PETERSEN, ADAM	56.08
MILEAGE TRAVEL	PETERSON, ROBYN	174.58
MILEAGE TRAVEL	PHELPS, LAUREN	119.07
MILEAGE TRAVEL	PORTER, KATIE	48.72
MILEAGE TRAVEL	PRICE, KRISTINE	34.22
MILEAGE TRAVEL	PULSIPHER, ALLYSON	64.96
MILEAGE TRAVEL	QUINN, KIMBERLEE	437.90
MILEAGE TRAVEL	REDFORD, BRADLEY	40.60
MILEAGE TRAVEL	RICHINS, KATHRYN	187.43
MILEAGE TRAVEL	RINDLISBACHER, JANAE	29.58
MILEAGE TRAVEL	ROBINSON, LISA	244.18
MILEAGE TRAVEL	ROBLES JUHAS, SILVIA	564.92
MILEAGE TRAVEL	ROMNEY, PETER	98.60
MILEAGE TRAVEL	ROPER, SARAH	262.16
MILEAGE TRAVEL	ROTHFUSS, YOLANDA	72.04
MILEAGE TRAVEL	RUSSELL, KIM	560.86
MILEAGE TRAVEL	SADLER, EVELYN	161.24
MILEAGE TRAVEL	SAMPLE, SHERI	62.64
MILEAGE TRAVEL	SANDBERG, LORRIE	87.58
MILEAGE TRAVEL	SCHMIDTKE, DUSTIN	27.84
MILEAGE TRAVEL	SCHOENROCK, MARSHA	44.08
MILEAGE TRAVEL	SHAW, RODNEY	621.76
MILEAGE TRAVEL	SINGH, SHOBRA	20.88
MILEAGE TRAVEL	SMITH, REBECCA	112.52
MILEAGE TRAVEL	SORENSEN, CHARLES	482.56
MILEAGE TRAVEL	SORENSEN, MARCI	107.88
MILEAGE TRAVEL	SPARKS, TASHA	45.24
MILEAGE TRAVEL	STEVENS, MELINDALEE	120.06

DESCRIPTION	VENDOR	AMOUNT
MILEAGE TRAVEL	STRAUSS, DOREE	56.26
MILEAGE TRAVEL	SU'A, PAMELA	207.64
MILEAGE TRAVEL	SUDBURY, SUSAN GRACE	352.06
MILEAGE TRAVEL	TANNER, JAIMIE	239.54
MILEAGE TRAVEL	TAUTKUS, CAROLLEE	134.56
MILEAGE TRAVEL	TAYLOR, DEANNA	74.82
MILEAGE TRAVEL	TAYLOR, JANILEE	341.62
MILEAGE TRAVEL	TITUS, CHRISTOPHER	226.20
MILEAGE TRAVEL	TITUS, CORRINE	53.36
MILEAGE TRAVEL	TODD, HOLLY	121.80
MILEAGE TRAVEL	TODOROV, ASSEN	64.38
MILEAGE TRAVEL	TOPHAM, ALYSSA	98.60
MILEAGE TRAVEL	TSEND, ENKHBAATAR	29.29
MILEAGE TRAVEL	VALLETT, ARDEN	254.04
MILEAGE TRAVEL	WALKER, NATALIE	55.10
MILEAGE TRAVEL	WALKOWSKI, AL	262.16
MILEAGE TRAVEL	WARD, NANCY	73.08
MILEAGE TRAVEL	WARREN, ANDREA	37.70
MILEAGE TRAVEL	WATKINS, CINDY	92.22
MILEAGE TRAVEL	WEBSTER, MICHELLE	593.92
MILEAGE TRAVEL	WELCH, BRANDY	56.84
MILEAGE TRAVEL	WHALL, CHRISSTINE	95.70
MILEAGE TRAVEL	WHIPPLE, RILEY	156.02
MILEAGE TRAVEL	WHITE, VICTOR	75.40
MILEAGE TRAVEL	WIDDISON, MARIELLA	145.00
MILEAGE TRAVEL	WILKES, CHAD	176.32
MILEAGE TRAVEL	WILLIAMS, GLENN	109.04
MILEAGE TRAVEL	WILSON, CHERIE	413.05
MILEAGE TRAVEL	WOOD, AMY	216.38
MILEAGE TRAVEL	WOODARD, NESHA	229.10
MILEAGE TRAVEL	WOOLLARD, SARAH	91.06
MILEAGE TRAVEL	WYATT, TRISHA	79.69
MILEAGE TRAVEL	YESCAS DE MEZA, JULIETA	422.24
MOTOR FUEL	STATE OF UTAH GASCARD	52,647.57
NATURAL GAS	DOMINION ENERGY UTAH	100,879.64
NATURAL GAS	SUMMIT ENERGY LLC	25,107.32
PAWS FOR A CAUSE	COPPER HILLS HIGH	500.00
PORTABLE REPAIR	GEARY PACIFIC SUPPLY	486.52
PORTABLES	P E VALGARDSON AND SONS INC	9,800.00
POSTAGE	FORT HERRIMAN MIDDLE	1,178.00
POSTAGE	GODFREY, ANTHONY	99.99
POSTAGE	JATC-SOUTH	50.11
POSTAGE	LANDEEN, BRENDA	107.53
POSTAGE	MORTENSEN, KIMBERLY	160.43
POSTAGE	NEOPOST USA INC	135.00
POSTAGE	PURCHASE POWER	503.50
POSTAGE	RIVERTON HIGH	1,387.52
POSTAGE	SPENCER, KAREN	27.22
POSTAGE	SUNSET RIDGE MIDDLE	1,245.34
POSTAGE	UTAH SCHOOL BOARDS ASSOC	507.85
POSTAGE	WOOD, CINDY	179.58
PRESCRIPTIONS	CRX INTERNATIONAL	3,930.20
PREVENTIVE MAINTENANCE	AAF INTERNATIONAL	3,487.54
PREVENTIVE MAINTENANCE	ROTO AIRE FILTER SERVICE AND SALES	375.56
PRINTING	COPPER HILLS HIGH	2,465.00
PRINTING	SUN LITHOGRAPHING AND PRINT	3,882.00
PRINTING	THE DATA CENTER	639.00
PRINTING	UTAH CORRECTIONAL INDUSTRIES PRINT SHOP	3,846.78
PROF TRAINING REGISTRATIONS	95 PERCENT GROUP INC	712.00
PROF TRAINING REGISTRATIONS	CADENA, JESSICA	50.00
PROF TRAINING REGISTRATIONS	COPPER HILLS HIGH	700.00
PROF TRAINING REGISTRATIONS	CRIST, VICKI	50.00

DESCRIPTION	VENDOR	AMOUNT
PROF TRAINING REGISTRATIONS	DAVIS SCHOOL DISTRICT	250.00
PROF TRAINING REGISTRATIONS	FORT HERRIMAN MIDDLE	800.00
PROF TRAINING REGISTRATIONS	HAGAN, TERESA	45.00
PROF TRAINING REGISTRATIONS	HATCH, LANI	50.00
PROF TRAINING REGISTRATIONS	HERRIMAN HIGH SCHOOL	20.00
PROF TRAINING REGISTRATIONS	JATC-NORTH	60.00
PROF TRAINING REGISTRATIONS	JATC-SOUTH	15.00
PROF TRAINING REGISTRATIONS	KOLLER, CORAL	300.00
PROF TRAINING REGISTRATIONS	LARSEN, MARSHA	19.95
PROF TRAINING REGISTRATIONS	MONTAGUE, ANGELA	300.00
PROF TRAINING REGISTRATIONS	RIVERTON HIGH	40.00
PROF TRAINING REGISTRATIONS	ROPER, SARAH	80.00
PROF TRAINING REGISTRATIONS	SEAGER, SHELLIE	35.00
PROF TRAINING REGISTRATIONS	STEELE, LESLIE	48.00
PROF TRAINING REGISTRATIONS	UAPT	360.00
PROF TRAINING REGISTRATIONS	USCMA CUSTODIAL	1,692.00
PROF TRAINING REGISTRATIONS	UTAH ASSOCIATION FOR GIFTED CHILDREN	300.00
PROF TRAINING REGISTRATIONS	UTAH DEBATE COACHES ASSOCIATION	314.00
PROF TRAINING REGISTRATIONS	VALLEY HIGH	148.11
PROF TRAINING REGISTRATIONS	WEST HILLS MIDDLE	43.30
PROFESSIONAL BOOKS & MAGAZINES	MAGAZINE SUBSCRIPTION SERVICE AGENCY	3,739.20
PROFESSIONAL BOOKS & MAGAZINES	SMITH, REBECCA	22.97
REMODELING	ACCESS DOOR SYSTEMS LLC	2,445.00
REMODELING	AMERICAN FENCE	21,995.00
REMODELING	APPLIED GEOTECHNICAL ENGINEERING CONS.	3,750.00
REMODELING	ATKINSON SOUND	44,500.00
REMODELING	BAILEY BUILDERS INC	3,302.20
REMODELING	BLYNCO	381.30
REMODELING	CROFT BECK FLOORS INC	1,280.00
REMODELING	DESKS INC OF UTAH	1,368.00
REMODELING	ENVISION ENGINEERING PC	11,200.00
REMODELING	FFKR ARCHITECTS PLANNERS II	1,572.50
REMODELING	GENERAL COMMUNICATIONS INC	4,788.00
REMODELING	GRITTON AND ASSOCIATES	5,072.00
REMODELING	GSBS ARCHITECTS	64,102.50
REMODELING	HOBART SERVICE	5,495.32
REMODELING	HYLON KOBURN CHEM HY KO	1,432.70
REMODELING	INTERSTATE COMPANIES INC	37.74
REMODELING	JUDD CONSTRUCTION INC	136,365.85
REMODELING	M AND M CATHODIC SERVICE	1,442.00
REMODELING	MESA MOVING AND STORAGE	921.50
REMODELING	MHTN ARCHITECTS INC	13,680.00
REMODELING	MIDWEST FLOOR CVRNGS INC	1,637.00
REMODELING	MILLER INSULATION COMPANY INC	942.70
REMODELING	MOBILE MINI INC	1,256.95
REMODELING	MOUNTAINLAND SUPPLY LLC	2,004.80
REMODELING	NELSON FIRE SYSTEMS	1,942.00
REMODELING	NEWMAN CONSTRUCTION INC	1,300.00
REMODELING	NJRA ARCHITECTS INC	263,270.93
REMODELING	NORCON INDUSTRIES INC	1,171.56
REMODELING	NUVEK LLC	260.00
REMODELING	PENTALON CONSTRUCTION INC	360.00
REMODELING	REFRIGERATION SUPPLY DIST	5,499.91
REMODELING	RIDGE ROCK INC	47,308.85
REMODELING	SHOCK INC	12,644.00
REMODELING	SONNTAG RECREATION LLC	1,704.00
REMODELING	SPECTRA CONTRACT FLOORING	9,246.90
REMODELING	STANDARD PLUMBING SUPPLY	499.88
REMODELING	STATE OF UTAH	2,647.81
REMODELING	STONE SECURITY, LLC	13,818.00
REMODELING	TECHNOLOGY PROVIDERS INC	45,036.54
REMODELING	THORUP AND ASSOCIATES INC	13,912.50

DESCRIPTION	VENDOR	AMOUNT
REMODELING	UTAH CONTROLS INC	107,498.80
REMODELING	VALENTINER CRANE BRUNJES ONYON	65,679.08
REMODELING	WARNER & ASSOCIATES CONSTRUCTION INC	181,630.21
REPAIRS & PARTS	AIRGAS INTERMOUNTAIN	92.00
REPAIRS & PARTS	ALS AUTO PARTS	211.00
REPAIRS & PARTS	APPLE COMPUTER INC	1,329.00
REPAIRS & PARTS	BELL JANITORIAL SUPPLY LLC	9,598.00
REPAIRS & PARTS	BRADY INDUSTRIES LLC	6,575.04
REPAIRS & PARTS	CINTAS #180 UNIFORMS	161.22
REPAIRS & PARTS	CODALE ELECTRIC SUPPLY INC	1,502.52
REPAIRS & PARTS	COMPLETE SUPPLY COMPANY LLC	2,364.10
REPAIRS & PARTS	ERIKS NORTH AMERICA INC	1,460.40
REPAIRS & PARTS	FASTENAL COMPANY	240.30
REPAIRS & PARTS	FASTENER ENGINEERING	840.23
REPAIRS & PARTS	GRAINGER	896.71
REPAIRS & PARTS	GRAYBAR ELECTRIC CO INC	277.16
REPAIRS & PARTS	HERITAGE FOOD SERVICE GROUP-EQUIPMENT INC	503.21
REPAIRS & PARTS	IML SECURITY SUPPLY	1,693.26
REPAIRS & PARTS	INNOVATIVE PRINT CONSULTING LLC	2,066.00
REPAIRS & PARTS	INTERSTATE COMPANIES INC	486.46
REPAIRS & PARTS	MOUNTAINLAND SUPPLY LLC	2,558.44
REPAIRS & PARTS	NORTHWEST FENCE AND SUPPLY INC	368.36
REPAIRS & PARTS	RED ROCK IT	269.00
REPAIRS & PARTS	ROBERT I MERRILL CO	85.00
REPAIRS & PARTS	ROCKY MOUNTAIN TURF	3,404.86
REPAIRS & PARTS	SPRINKLER SUPPLY COMPANY	4,933.86
REPAIRS & PARTS	STANDARD PLUMBING SUPPLY	5,616.59
REPAIRS & PARTS	TV SPECIALISTS INC	562.00
RETIRE EARLY INCENTIVE	UTAH RETIREMENT SYSTEMS	14,799.68
SCHOOL ACTIVITY	VALLEY HIGH	551.80
SEWER & WATER	BLUFFDALE CITY	753.15
SEWER & WATER	CITY OF WEST JORDAN	42,557.75
SEWER & WATER	CULLIGAN WATER CONDITIONING	532.20
SEWER & WATER	HERRIMAN CITY	4,079.72
SEWER & WATER	KEARNS IMPROVEMENT DISTRICT	483.00
SEWER & WATER	RIVERTON CITY CORP	13,459.71
SEWER & WATER	SOUTH JORDAN CITY	9,305.31
SEWER & WATER	SOUTH VALLEY SEWER DISTRICT	7,303.52
SEWER & WATER	SOUTH VALLEY WATER RECLM FAC	1,410.00
SITE IMPROVEMENT	ENSIGN ENGINEERING	2,350.00
SITE IMPROVEMENT	NEILS CONCRETE CUTTING CO	2,740.00
SITE IMPROVEMENT	PECKHAM ASPHALT PAVING INC	114,430.72
SITE IMPROVEMENT	PICKERING CONCRETE SPECIALTIES	3,480.00
SITE IMPROVEMENT	SONNTAG RECREATION LLC	4,989.97
SITE IMPROVEMENT	THORUP AND ASSOCIATES INC	10,940.00
SMALL EQUIPMENT	CLARK WHOLESALE INC	772.00
SMALL EQUIPMENT	CODALE ELECTRIC SUPPLY INC	909.38
SMALL EQUIPMENT	GRAINGER	633.48
SMALL EQUIPMENT	HOMEPRO VACUUM LLC	824.25
SMALL EQUIPMENT	HYLON KOBURN CHEM HY KO	5,805.86
SMALL EQUIPMENT	TROXELL COMMUNICATIONS INC	1,977.00
SNOW REMOVAL	AFFORDABLE LAWN CARE AND LANDSCAPE LLC	225.00
SOFTWARE	EN POINTE TECH	3,594.06
SOFTWARE	HUDL	9,816.79
SOFTWARE	KUTA SOFTWARE LLC	138.00
SOFTWARE	STONEWARE INC	2,396.00
SOFTWARE	STUDYPAD INC	1,440.00
STAFF REWARDS	ALLEN, AMY	25.75
STAFF REWARDS	BURGE, BRENT	15.07
STAFF REWARDS	CRAWFORD, JERRI	178.84
STAFF REWARDS	FORD, CATHRYN	73.84
STAFF REWARDS	GOODWIN, ELIZABETH	22.55

DESCRIPTION	VENDOR	AMOUNT
STAFF REWARDS	GUNN, BRUCE	19.49
STAFF REWARDS	HANSEN, NICHOLAS	69.22
STAFF REWARDS	KENNEY, RACHELLE	108.81
STAFF REWARDS	LAWRENCE, THOMAS	86.83
STAFF REWARDS	LINK, DONALD	348.27
STAFF REWARDS	LOVELESS, MEGAN	80.51
STAFF REWARDS	MARTIN, LISA	258.92
STAFF REWARDS	ROSTROM, DAVID	203.20
STAFF REWARDS	SIMPSON, ALISON	31.07
STAFF REWARDS	SOUTH VALLEY	260.00
STAFF REWARDS	SWIRE COCA COLA USA	181.14
STATE RETIREMENT	UIEBT 401 K	5,038.39
STEM ACTION CTR CLASSROOM	STEM ACTION CENTER	301.37
STEM GRANT	STEM ACTION CENTER	105.94
STUDENT REGISTRATIONS	ADVANCED CPR TRAINING LLC	1,278.00
STUDENT REGISTRATIONS	BINGHAM HIGH	4,954.93
STUDENT REGISTRATIONS	HERRIMAN HIGH SCHOOL	240.00
STUDENT REGISTRATIONS	JATC-NORTH	10,553.25
STUDENT REGISTRATIONS	JATC-SOUTH	2,555.09
STUDENT REGISTRATIONS	RIVERTON HIGH	5,826.72
STUDENT REGISTRATIONS	SOLUTION TREE LLC	6,500.00
STUDENT REGISTRATIONS	WEST JORDAN HIGH	240.00
SUPPLIES	ACCO BRANDS USA LLC	20.85
SUPPLIES	AIRGAS INTERMOUNTAIN	101.35
SUPPLIES	ALISSA UDY	84.81
SUPPLIES	ALLEN, JENNIFER	100.00
SUPPLIES	ALLEN, VALERIE	6.41
SUPPLIES	ALLRED, BRITTANY	21.43
SUPPLIES	ALLRED, WENDY	9.63
SUPPLIES	AMANDA SIRI HILL	283.73
SUPPLIES	AMERICAN THERMOFORM INC	568.97
SUPPLIES	ANDERSON, ALICE	40.29
SUPPLIES	ANDERSON, ASHLEY	155.60
SUPPLIES	ANDERSON, LISA	301.14
SUPPLIES	ANDERSON, MICHAEL	9.00
SUPPLIES	ANDERSON, SHELBY	363.46
SUPPLIES	ANGELA SHARP	186.83
SUPPLIES	APPLE AWARDS	80.95
SUPPLIES	ASAY, JO	53.26
SUPPLIES	ASHBY, LUANNE	14.40
SUPPLIES	ASHCRAFT, AUBRIE	5.36
SUPPLIES	ATKINSON FITNESS SERVICE	3,800.00
SUPPLIES	B AND H PHOTO VIDEO	2,155.02
SUPPLIES	BABCOCK, WENDY	274.19
SUPPLIES	BAGGETT, TAMARA	165.82
SUPPLIES	BAILEY, JEANENE	348.32
SUPPLIES	BAKER, EMILY	16.71
SUPPLIES	BALL SEED COMPANY	1,038.63
SUPPLIES	BAO, YUNLIANG	150.75
SUPPLIES	BARDOLPH, LIZA	32.65
SUPPLIES	BARKDULL, KRISTIN	1.02
SUPPLIES	BARRUS, SUTTON	100.82
SUPPLIES	BARTLETT, AMY	25.74
SUPPLIES	BARTON, LAURA	41.31
SUPPLIES	BASIN SCHOLASTIC	620.00
SUPPLIES	BATEMAN, LISA	50.00
SUPPLIES	BE SEEN PROMOTIONS	1,066.00
SUPPLIES	BEARD, CARLIE	21.20
SUPPLIES	BENNETT, PAUL	81.50
SUPPLIES	BERNIER, SALWA	12.21
SUPPLIES	BERRETT, WENDY	159.45
SUPPLIES	BERRETTS BLOSSOMS	60.00

DESCRIPTION	VENDOR	AMOUNT
SUPPLIES	BIANUCCI, JANE	209.79
SUPPLIES	BLACK, MEGAN	66.70
SUPPLIES	BLACKBURN, REBECCA	158.90
SUPPLIES	BLANCHETTE, LYNETTE	72.88
SUPPLIES	BLANEY, DIANNE	157.00
SUPPLIES	BLANEY, SARA	24.72
SUPPLIES	BOEHME, AMY	22.42
SUPPLIES	BOLLIGER, KATHARINE	150.00
SUPPLIES	BOWEN, TIFFANY	201.46
SUPPLIES	BOWN, PATRICIA	159.28
SUPPLIES	BOYACK, MELINDA	129.54
SUPPLIES	BREITLING, ANDREA	16.00
SUPPLIES	BRIGHTWELL, DEANA	135.89
SUPPLIES	BROADHEAD, PAMELA	49.34
SUPPLIES	BROWN, JENNY	49.10
SUPPLIES	BROWN, MYRANDA	24.04
SUPPLIES	BSN SPORTS INC	28,624.35
SUPPLIES	BUCKLEY, EMILY	209.70
SUPPLIES	BUTIKOFER, GLENDA	146.69
SUPPLIES	BUTTERFIELD, CORALEE	32.50
SUPPLIES	C SANDERS EMBLEMS	170.80
SUPPLIES	CADENA, JESSICA	181.57
SUPPLIES	CALBIMONTE, PATZY	255.87
SUPPLIES	CALHOUN, ASHLEY	42.70
SUPPLIES	CALHOUN, TRISH	7.12
SUPPLIES	CAMP, KRISTA	134.56
SUPPLIES	CAMPBELL, TAMMY	30.08
SUPPLIES	CANON SOLUTIONS AMERICA INC	2,314.74
SUPPLIES	CAROLINA BIOLOGICAL	112.85
SUPPLIES	CARPENTER, KARA	12.50
SUPPLIES	CEDOR, KERI	22.30
SUPPLIES	CEREZO-BERBEL, ANA	134.12
SUPPLIES	CHANDLER, REBECCA	207.29
SUPPLIES	CHARLES W LIU FINE VIOLINS	95.48
SUPPLIES	CHASE, ALISHA	250.00
SUPPLIES	CHRISTENSEN, LAURIE	82.29
SUPPLIES	CHUGG, SARAH	52.13
SUPPLIES	CINTAS #180 UNIFORMS	27.19
SUPPLIES	CLAY, BRITTANY	42.49
SUPPLIES	CLAYBURN, CHRISTINE	35.41
SUPPLIES	CMI MOULDING UTAH	267.89
SUPPLIES	COMPLETE BOOK AND MEDIA SUPPLY LLC	3,463.00
SUPPLIES	CONNECTION	2,381.40
SUPPLIES	COPPER HILLS HIGH	110.15
SUPPLIES	COPPER MOUNTAIN MIDDLE	279.36
SUPPLIES	CORBETT, CHRISTINA	62.00
SUPPLIES	COURTNEY RUECHERT	103.89
SUPPLIES	COUVERTIER, MICHELE	25.00
SUPPLIES	CRITICAL THINKING COMPANY	121.47
SUPPLIES	CURRICULUM ASSOCIATES INC	222.60
SUPPLIES	DALLEY, TRINA	392.05
SUPPLIES	DAVENPORT, MELANIE	53.36
SUPPLIES	DAVIDSON, CARRIE	187.31
SUPPLIES	DAVIES, TRACEY	99.43
SUPPLIES	DAVIS, KEITH	100.00
SUPPLIES	DAVIS, SUSAN	23.57
SUPPLIES	DAY MURRAY MUSIC	318.88
SUPPLIES	DELUCA, MISTEE	39.14
SUPPLIES	DELVIES PLASTICS INC	897.04
SUPPLIES	DENISON, SABRINA	55.80
SUPPLIES	DENT, KRISTEN	29.95
SUPPLIES	DERBIDGE, ROBYN	88.75

DESCRIPTION	VENDOR	AMOUNT
SUPPLIES	DIAZ, AMANDA	127.49
SUPPLIES	DICK BLICK COMPANY	303.55
SUPPLIES	DIDAX EDUCATION RESOURCES	319.84
SUPPLIES	DIEHL, KAROLEE	50.00
SUPPLIES	DRAPER, JEFFRAY	147.43
SUPPLIES	DRESSEN, JONI	824.15
SUPPLIES	DUBOIS, LINDA	32.11
SUPPLIES	DUNCAN, AARON	24.72
SUPPLIES	DUNCAN, SPENCER	251.41
SUPPLIES	EGAN, JENNIFER	20.00
SUPPLIES	ELY, ALICIA	175.00
SUPPLIES	EWELL, TAMI	75.19
SUPPLIES	FAIRCHILD, ROXANNE	40.89
SUPPLIES	FALCON, TANIA	79.12
SUPPLIES	FASSELIN, ANNETTE	91.12
SUPPLIES	FAZIO, JOLIE	23.21
SUPPLIES	FEICHTER, MICHELLE	50.00
SUPPLIES	FISHER, MELANIE	343.19
SUPPLIES	FJELDSTED, HOLLY	53.93
SUPPLIES	FLORA SOURCE LTD	706.31
SUPPLIES	FOBERT, HALCEYN	150.99
SUPPLIES	FOOTE, KAREN	201.70
SUPPLIES	FORMAN, KIMBERLY	300.81
SUPPLIES	FORMAN, SHELLEY	197.07
SUPPLIES	FORT HERRIMAN MIDDLE	6,189.10
SUPPLIES	FOWLER BUSINESS SYSTEMS	542.60
SUPPLIES	FOX, HALEY	125.63
SUPPLIES	FRAILEY, JILL	50.00
SUPPLIES	FRAMPTON, JOSHUA	44.98
SUPPLIES	FREEMAN, LINDA	121.93
SUPPLIES	FREEMAN, LISA	100.26
SUPPLIES	FREESTONE, KELLIE	50.41
SUPPLIES	FRIX, JULIE	101.89
SUPPLIES	FROISLAND, SHANNON	29.95
SUPPLIES	GARBETT, RITA	12.85
SUPPLIES	GARDINER, TAYLOR	25.60
SUPPLIES	GENERAL COMMUNICATIONS INC	990.00
SUPPLIES	GERRARD, JENNIFER	57.78
SUPPLIES	GIESSING, RACHEL	14.98
SUPPLIES	GINES, VALERY	96.73
SUPPLIES	GLOVER, RANISHA	20.00
SUPPLIES	GONZALEZ-SANCHEZ, LAURA	99.76
SUPPLIES	GOODWIN, ELIZABETH	55.48
SUPPLIES	GOODWIN, NICOLE	617.38
SUPPLIES	GOPHER SPORT	1,444.35
SUPPLIES	GRAY, SUZELLE	50.00
SUPPLIES	GUNN, SHARON	71.97
SUPPLIES	GWILLIAM, CHARLES	200.04
SUPPLIES	HAGAN, TERESA	325.54
SUPPLIES	HANCOCK, DONALYNN	6.44
SUPPLIES	HANDY, MELISSA	77.81
SUPPLIES	HANSEN, FABIANA	440.21
SUPPLIES	HANSEN, JENNIE	24.06
SUPPLIES	HANSEN, JULIE	379.03
SUPPLIES	HANSEN, SHAYLYN	33.92
SUPPLIES	HARRISON, ANNE	54.11
SUPPLIES	HART, JASON	121.31
SUPPLIES	HARVEY, HELEN	59.51
SUPPLIES	HARWOOD, LALYTA	25.03
SUPPLIES	HAWTHORNE EDUCATIONAL SERVICES	156.00
SUPPLIES	HEAPS, ABBIE	72.13
SUPPLIES	HENRIKSEN BUTLER DESIGN GROUP	5,008.72

DESCRIPTION	VENDOR	AMOUNT
SUPPLIES	HERNANDEZ, KRISTY	22.59
SUPPLIES	HERRIMAN CITY	111.76
SUPPLIES	HERRIMAN HIGH SCHOOL	203.48
SUPPLIES	HIGGINS, MISTY	264.26
SUPPLIES	HILBIG, JULIE	52.26
SUPPLIES	HODGES BADGE COMPANY INC	121.90
SUPPLIES	HOFER, BRIANNA	21.42
SUPPLIES	HOLLAND, DIANE	50.00
SUPPLIES	HOLM, REBECCA	50.00
SUPPLIES	HORGER, TAMMY	23.69
SUPPLIES	HOUTZ, NICOLLE	180.47
SUPPLIES	HUNT, SININAAD	11.79
SUPPLIES	HYTE, HOLLY	877.86
SUPPLIES	INNOVATIVE PRINT CONSULTING LLC	11,238.00
SUPPLIES	INTERMOUNTAIN WOOD PRODUCTS	1,496.25
SUPPLIES	INTERSTATE SPECIALTIES INC	319.04
SUPPLIES	IPRINT TECHNOLOGIES	4,440.19
SUPPLIES	JACKSON, RENEE	133.92
SUPPLIES	JACOBSON, LAUREN	105.70
SUPPLIES	JADEAN EXPRESSIONS	70.00
SUPPLIES	JAMIE JACOBSON	7.87
SUPPLIES	JAQUE, BRITTANY	49.25
SUPPLIES	JARMAN, KRISTEN	218.01
SUPPLIES	JAROSCAK, DEBORAH	14.30
SUPPLIES	JARRETT, JAN	204.57
SUPPLIES	JATC-SOUTH	5,432.22
SUPPLIES	JENNINGS, LARA	139.94
SUPPLIES	JENSEN, JENNINE	50.00
SUPPLIES	JESSOP, TIFFANY	238.02
SUPPLIES	JOHNSON BROTHERS - TIMBERLINE	173.20
SUPPLIES	JOHNSON, CHELSEA	99.44
SUPPLIES	JOHNSON, EMILY	362.63
SUPPLIES	JOHNSON, LISA	50.00
SUPPLIES	JOLLEY, KRISTINE	337.34
SUPPLIES	JONES SCHOOL SUPPLY COMPANY INC	811.10
SUPPLIES	JONES, CARLYNN	46.15
SUPPLIES	JOOS, JENNIFER	8.50
SUPPLIES	JORDAN EDUCATION FOUNDATION	5,849.00
SUPPLIES	JW PEPPER AND SON INC	260.73
SUPPLIES	KAMMERMAN, RANDALL	155.61
SUPPLIES	KANE, HEATHER	19.80
SUPPLIES	KARREN, IRENE	379.69
SUPPLIES	KASTLEMAN, MARIE	4.00
SUPPLIES	KELLY BECK	33.42
SUPPLIES	KELSON-PROBERT, LESLIE	222.41
SUPPLIES	KERTAMUS, NANCY	149.92
SUPPLIES	KETTENRING, LAURA KAY	509.64
SUPPLIES	KIMBALL, SAVANNAH	97.36
SUPPLIES	KING, SANDRA	55.00
SUPPLIES	KIRK, RAEANNA	74.54
SUPPLIES	KIRKLAND, KRISTI	146.19
SUPPLIES	KNACKSTEDT, BRITTNEY	131.06
SUPPLIES	KOTTER, JENNIFER	19.64
SUPPLIES	KOURTNEY ANDREASEN	30.00
SUPPLIES	KRISTIN SOKOL	200.00
SUPPLIES	LAKESHORE LEARNING MATERIALS	2,764.84
SUPPLIES	LALONDE, KATHERINE	47.50
SUPPLIES	LAMINATION DEPOT	55.91
SUPPLIES	LARSEN, MELISSA	130.68
SUPPLIES	LARSEN, SHIREEN	99.47
SUPPLIES	LARSON, ABIGAIL	231.99
SUPPLIES	LEARNING RESOURCES	238.65

DESCRIPTION	VENDOR	AMOUNT
SUPPLIES	LEININGER, KRISTEN	38.85
SUPPLIES	LEWIS, MADISON	12.80
SUPPLIES	LIVINGSTON, DAEZIA	24.51
SUPPLIES	LIVSEY, MICHAEL	111.01
SUPPLIES	LOKEY, MELINDA	123.13
SUPPLIES	LONG, VALERIE	103.99
SUPPLIES	LOTTS ORIGINALS	39.00
SUPPLIES	LUNCEFORD, JENNIFER	50.00
SUPPLIES	LYON, HEATHER	22.80
SUPPLIES	MACHINE TOOLS WEST	422.82
SUPPLIES	MALMBORG, DIANE	53.71
SUPPLIES	MANGLINONG, ROCHELLE	33.67
SUPPLIES	MARLOWE, KANDY	274.86
SUPPLIES	MARQUEZ, TIFFANEY	32.14
SUPPLIES	MASINA, KAREN	28.50
SUPPLIES	MATTA, SIERA	50.00
SUPPLIES	MATTHEWS, DE ANN	57.74
SUPPLIES	MATTINGLY, HOLLI	59.62
SUPPLIES	MATTSSON, SHANDA	146.83
SUPPLIES	MAUCERI, MELINA	3.23
SUPPLIES	MAULIS, BRANDON	14.40
SUPPLIES	MAXWELL, JEANA	21.42
SUPPLIES	MCCABE, HEIDI	23.89
SUPPLIES	MCCALL, JANET	133.55
SUPPLIES	MCCANN, DONNA	47.72
SUPPLIES	MCCARTY, LAURA	27.33
SUPPLIES	MCCARTY, LORI	25.94
SUPPLIES	MCCURDY, TRACY	164.40
SUPPLIES	MCDOUGAL, SANDRA	4.61
SUPPLIES	MCINTOSH COMMUNICATIONS LLC	4,613.00
SUPPLIES	MCINTYRE, CHRISTINE	46.93
SUPPLIES	MCKNIGHT, JESSICA	69.01
SUPPLIES	MCMULLIN, AMY	95.07
SUPPLIES	MEGAN STOHL	37.41
SUPPLIES	MEMMOTT, CRYSTAL	128.87
SUPPLIES	MICHELSSEN, ROBIN	65.00
SUPPLIES	MIDWEST FLOOR CVRNGS INC	1,677.20
SUPPLIES	MILLER, CHRISTINE	55.17
SUPPLIES	MILLER, SHERYL	628.96
SUPPLIES	MITARAI, EMILY	224.69
SUPPLIES	MOJO PRINTING	1,855.55
SUPPLIES	MONDRAGON, SHANA	150.00
SUPPLIES	MOORE, STACI	107.10
SUPPLIES	MORIARTY, MARYMARGARET	68.11
SUPPLIES	MORRILL, MALLORY	46.64
SUPPLIES	MORRILL, SHERRI	176.25
SUPPLIES	MORTENSEN, LEILA	27.28
SUPPLIES	MOUNT OLYMPUS	48.75
SUPPLIES	MOUNTAIN STATE SCHOOLBOOK DEPOSITORY	824.88
SUPPLIES	MUELLER, BROOKE	33.33
SUPPLIES	MUMFORD, MARYANN	91.00
SUPPLIES	MURDOCK, LAURIE	27.50
SUPPLIES	NASCO	67.96
SUPPLIES	NATIONAL WOOD PRODUCTS	3,178.69
SUPPLIES	NELSON, ANNE	278.67
SUPPLIES	NEWBOLD, MARCIA	115.66
SUPPLIES	NIELSEN, JANA	54.83
SUPPLIES	NIELSON, JANA	127.44
SUPPLIES	NIXON, BOBBIE	192.64
SUPPLIES	NOBLE, ANN	150.00
SUPPLIES	NORCO INC	1,752.30
SUPPLIES	NORTON, KARA	57.75

DESCRIPTION	VENDOR	AMOUNT
SUPPLIES	NUTTALL BERNINA CENTERS	4,860.00
SUPPLIES	NYE, JACKIE	13.63
SUPPLIES	NYLAND, BRITTANY	5.75
SUPPLIES	OBESO, ANA	122.88
SUPPLIES	OBRIEN, MARY KATHERINE	77.40
SUPPLIES	OCONNOR, RAMSAY	133.76
SUPPLIES	OFFICE DEPOT	4,630.60
SUPPLIES	ONE ON ONE PROMOTIONALS	914.10
SUPPLIES	OQUIRRH HILLS MIDDLE	5,397.97
SUPPLIES	ORIENTAL TRADING COMPANY INC	38.73
SUPPLIES	OTTLEY, CELENA	17.09
SUPPLIES	OWEN, SHANDI	173.21
SUPPLIES	PACKER, JERILYNN	97.57
SUPPLIES	PAPER DIRECT INC	206.84
SUPPLIES	PAYNE, SANYA	166.49
SUPPLIES	PEISLEY, SHERRI	43.06
SUPPLIES	PETERSONS FRESH MARKET	12.38
SUPPLIES	PETTY CASH	1,521.52
SUPPLIES	PIA, TERRY	4.30
SUPPLIES	PICTURELINE	1,337.51
SUPPLIES	PIERSON, MAUREE	50.00
SUPPLIES	POLL SOUND	3,822.39
SUPPLIES	POND, JENNIFER	203.07
SUPPLIES	POULSEN, PEPPER	52.99
SUPPLIES	PRINCE, STACEY	196.81
SUPPLIES	PURE WATER PARTNERS	225.00
SUPPLIES	PURVIS, KAIJA	23.35
SUPPLIES	QUILL CORP	229.86
SUPPLIES	QUINCY, MANDY	74.06
SUPPLIES	RAKOWSKI, ANDREA	101.98
SUPPLIES	RASMUSSEN, ALICIA	161.52
SUPPLIES	REDBIRD FLIGHT SIMULATIONS INC	33,189.00
SUPPLIES	REILLEY, LORI	13.68
SUPPLIES	RENDELL, REBECCA	304.93
SUPPLIES	RESTAURANT AND STORE EQUIPMENT CO	4,996.90
SUPPLIES	RHODES, DARCY	50.00
SUPPLIES	RICKS, SARAH	25.60
SUPPLIES	RINDLISBACH, TRACI	204.36
SUPPLIES	RIVERTON HIGH	3,859.99
SUPPLIES	ROBBINS, SARAH	25.00
SUPPLIES	ROBERTS, SARAH	35.00
SUPPLIES	ROBERTSON, ROBERT	97.57
SUPPLIES	ROBINSON, CARLI	354.98
SUPPLIES	ROCHESTER 100 INC	426.00
SUPPLIES	ROLLINS, BRANDY	120.09
SUPPLIES	ROWBERRY, ALICIA	256.77
SUPPLIES	RUDD, APRIL	50.00
SUPPLIES	RUSSELL, SHELDON	55.50
SUPPLIES	SADLER, JESSICA	27.00
SUPPLIES	SANCHEZ, JOHANNA	16.07
SUPPLIES	SANDBERG, CATHLEEN	44.79
SUPPLIES	SANDERS, KIMBERLY	163.97
SUPPLIES	SCHNEITER, ANDREA	209.09
SUPPLIES	SCHOLASTIC BOOK FAIR REGION 10	420.80
SUPPLIES	SCHOLASTIC READING CLUB	39.00
SUPPLIES	SCHOOL DATEBOOKS INC	346.98
SUPPLIES	SCHOOL HEALTH CORP	200.45
SUPPLIES	SCHOOL MATE	1,350.00
SUPPLIES	SCHOOL OUTFITTERS	2,672.66
SUPPLIES	SCHOOL SPECIALTY	4,695.65
SUPPLIES	SEE, TRACIE	32.99
SUPPLIES	SESSIONS, KIRSTEN	425.72

DESCRIPTION	VENDOR	AMOUNT
SUPPLIES	SEVEY, LACEY	13.94
SUPPLIES	SHALENE PACINI	22.02
SUPPLIES	SHELLEY, MARLENE	241.62
SUPPLIES	SHELTON, JODEE	309.96
SUPPLIES	SHENK, KALOMYRA	36.00
SUPPLIES	SHOCK INC	8,799.00
SUPPLIES	SHULER, GAYLE	236.15
SUPPLIES	SIGN IT RIGHT	514.79
SUPPLIES	SIMISTER, PATRICIA	73.91
SUPPLIES	SMITH, CHLOE	33.98
SUPPLIES	SMITH, CINDY	166.58
SUPPLIES	SMITH, MARIJANE	56.17
SUPPLIES	SMITH, MARY	12.40
SUPPLIES	SMITH, MICHELLE	27.82
SUPPLIES	SMITH, MINDY	83.94
SUPPLIES	SMITH, REBECCA	76.53
SUPPLIES	SMITH, SUSAN	87.00
SUPPLIES	SOLUTION TREE LLC	20,800.00
SUPPLIES	SORENSEN, JENILEE	13.99
SUPPLIES	SOUTH HILLS MIDDLE	182.14
SUPPLIES	SOUTH VALLEY	9,741.00
SUPPLIES	SPECTATOR BLANKET II, LLC	16,464.05
SUPPLIES	SPEER, LINDSAY	31.89
SUPPLIES	SPENCER, KAREN	75.48
SUPPLIES	STANLEY, CHRISTEN	305.18
SUPPLIES	STEPHENS, AMY	220.10
SUPPLIES	STEVE REGAN COMPANY	1,042.93
SUPPLIES	STONE, MICHAEL	243.64
SUPPLIES	STOTT, CHERYL	11.94
SUPPLIES	STRAUSS, DOREE	131.08
SUPPLIES	STUART, BROOKE	13.93
SUPPLIES	SUCCEED PLANNERS AND PRINTING	793.80
SUPPLIES	SUEZ TREATMENT SOLUTIONS INC	102.00
SUPPLIES	SUNSET RIDGE MIDDLE	298.13
SUPPLIES	SUPER DUPER INC	280.65
SUPPLIES	SUPERIOR WATER & AIR INC	374.25
SUPPLIES	SUTTON, SHERRY	200.00
SUPPLIES	SWALLOW, AMI	98.60
SUPPLIES	SWANNACK, KATHRYN	145.45
SUPPLIES	SWILOR, KELLI	115.72
SUPPLIES	TAFT, SHELLEY	211.70
SUPPLIES	TAGGART, ANNEMARIE	112.00
SUPPLIES	TATE, CYNTHIA	52.92
SUPPLIES	TAYLOR, KRISTI	113.67
SUPPLIES	TAYLOR, LIESEL	95.17
SUPPLIES	TAYLOR, REBECCA	47.65
SUPPLIES	TEACHERS DISCOVERY	291.12
SUPPLIES	TEAM APPAREL AND DESIGN	986.36
SUPPLIES	TERRY, NATALIE	100.93
SUPPLIES	TETON MUSIC COMPANY	145.00
SUPPLIES	THE HON COMPANY	206.06
SUPPLIES	THE IMAGE SHOP	449.70
SUPPLIES	THE LEUKEMIA AND LYMPHOMA SOCIETY	4,446.59
SUPPLIES	THE TROPHY CASE	186.00
SUPPLIES	THOMAS, MELANIE	151.69
SUPPLIES	THOMPSON, ANGELA	99.26
SUPPLIES	THOMPSON, MAMIE	19.70
SUPPLIES	THOMPSON, ROBYN	19.37
SUPPLIES	THORPE, ERIN	25.00
SUPPLIES	THUNELL, MELISSA	9.88
SUPPLIES	TODD, HOLLY	36.80
SUPPLIES	TOOLSON, COURTNEY	50.00

DESCRIPTION	VENDOR	AMOUNT
SUPPLIES	TRAINERS WAREHOUSE	94.62
SUPPLIES	TREASURE BAY INC	71.36
SUPPLIES	TREASURE TOWER REWARDS	1,800.00
SUPPLIES	TROXELL COMMUNICATIONS INC	6,220.50
SUPPLIES	TYRRELL, LINDA MARIE	30.70
SUPPLIES	UNIVERSAL ATHLETIC	6,200.45
SUPPLIES	UTAH CORRECTIONAL INDUSTRIES PRINT SHOP	828.27
SUPPLIES	VAIL, DIANE	32.16
SUPPLIES	VALDEZ, MELINDA	208.13
SUPPLIES	VALERIE HATCH	5.94
SUPPLIES	VALLEY BUSINESS MACHINES	6,806.24
SUPPLIES	VALLEY HIGH	20.00
SUPPLIES	VANDEN BRINK, MALLORY	512.76
SUPPLIES	VERITIV OPERATING COMPANY	391.85
SUPPLIES	VEX ROBOTICS INC	10,578.44
SUPPLIES	VLCM	2,926.75
SUPPLIES	WALBECK, NICOLE	31.63
SUPPLIES	WALTON, FRANKIE	251.63
SUPPLIES	WARDELL, KARRIE	93.16
SUPPLIES	WARDS NATURAL SCIENCE ESTABLISHMENT, LLC	941.36
SUPPLIES	WARREN, MELISSA	115.04
SUPPLIES	WATSON, ADRIANE	477.00
SUPPLIES	WEBER, RACHEL	185.00
SUPPLIES	WEBSTER, JACQUELIN	310.40
SUPPLIES	WEIMER, LINDA	22.97
SUPPLIES	WHALEY, ASHLEY	135.42
SUPPLIES	WHIPPLE, ANDREA	26.96
SUPPLIES	WHITE, JANA	50.68
SUPPLIES	WHITE, ZOEY	295.90
SUPPLIES	WHITING, KIMBERLY	51.01
SUPPLIES	WILD MOUNTAIN INK	1,358.64
SUPPLIES	WILLIAMS, JACOB	8.35
SUPPLIES	WILLISON, DONNA	49.26
SUPPLIES	WILSON, MEGAN	296.46
SUPPLIES	WILSON, TANNER	112.40
SUPPLIES	WITHERS, MCKINLEY	41.84
SUPPLIES	WITT-ROPER, DIANE	91.88
SUPPLIES	WOOD, ELIZABETH	330.02
SUPPLIES	WOOLF, LINDA	175.80
SUPPLIES	WORKMAN, TINA	13.94
SUPPLIES	WORNER, JOELEN	28.00
SUPPLIES	WORTHINGTON, SHAUNA	520.00
SUPPLIES	WURTH LOUIS AND COMPANY	430.85
SUPPLIES	YOUNG, JANA	10.00
SUPPORT VEHICLE FUEL & SHOP SU	STATE OF UTAH GASCARD	3,882.39
TAX SHELTER ANNUITY	UIEBT 401 K	7,269.11
TECHNOLOGY SUPPLIES	APPLE COMPUTER INC	45,445.00
TECHNOLOGY SUPPLIES	AQUILA EDUCATION	6,999.00
TECHNOLOGY SUPPLIES	AUDIO ENHANCEMENT	82.00
TECHNOLOGY SUPPLIES	BEVAN, RENAE	44.95
TECHNOLOGY SUPPLIES	CDW GOVERNMENT INC	4,142.70
TECHNOLOGY SUPPLIES	CONNECTION	246.79
TECHNOLOGY SUPPLIES	DRAPER, JEFFRAY	64.34
TECHNOLOGY SUPPLIES	EN POINTE TECH	2,681.46
TECHNOLOGY SUPPLIES	FJELDSTED, HOLLY	75.18
TECHNOLOGY SUPPLIES	FOLLETT SCHOOL SOLUTIONS, INC	2,012.02
TECHNOLOGY SUPPLIES	FRAMPTON, JOSHUA	49.00
TECHNOLOGY SUPPLIES	GREEN, ANGELA	50.00
TECHNOLOGY SUPPLIES	HP INC	3,842.39
TECHNOLOGY SUPPLIES	ITC INFORMATION TECHNOLOGY CORE	2,358.77
TECHNOLOGY SUPPLIES	MCALLISTER, ZELDA	85.12
TECHNOLOGY SUPPLIES	MCINTOSH COMMUNICATIONS LLC	108.00

DESCRIPTION	VENDOR	AMOUNT
TECHNOLOGY SUPPLIES	MILLER, CHRISTINE	39.94
TECHNOLOGY SUPPLIES	SHI INTERNATIONAL CORP	8,385.16
TECHNOLOGY SUPPLIES	SWIVL	1,317.18
TECHNOLOGY SUPPLIES	TROXELL COMMUNICATIONS INC	140,959.27
TECHNOLOGY SUPPLIES	VLCM	15,616.05
TELEPHONE	AT AND T MOBILITY	86.46
TELEPHONE	CENTURYLINK	17,966.47
TELEPHONE	VERIZON WIRELESS	14,552.57
TEXTBOOKS	AMPLIFY EDUCATION INC	6,260.00
TEXTBOOKS	BELLOWS, LAURIE	185.65
TEXTBOOKS	BODTCHER, JULIE	83.88
TEXTBOOKS	COPPER HILLS HIGH	520.00
TEXTBOOKS	GINES, ROBYN	28.56
TEXTBOOKS	GOLDING, KIMBERLY	95.23
TEXTBOOKS	GRUNDY, KELLY	24.01
TEXTBOOKS	GUSTAFSON, WILDA	176.16
TEXTBOOKS	HANDY, MELISSA	59.60
TEXTBOOKS	HILBIG, JULIE	83.45
TEXTBOOKS	JW PEPPER AND SON INC	1,939.84
TEXTBOOKS	KASTLEMAN, MARIE	5.43
TEXTBOOKS	MAXFIELD, TERRILYNNE	308.00
TEXTBOOKS	MEET THE MASTERS	4,050.00
TEXTBOOKS	MIMI AND TODD PRESS	720.00
TEXTBOOKS	MOUNTAIN STATE SCHOOLBOOK DEPOSITORY	289,736.80
TEXTBOOKS	NEBEKER, CRYSTAL	250.00
TEXTBOOKS	REYES, KERRI	168.92
TEXTBOOKS	RIVERTON HIGH	4,611.26
TEXTBOOKS	SCHOLASTIC INC	345.50
TEXTBOOKS	SCHOLASTIC MAGAZINES	502.59
TEXTBOOKS	SCHOLASTIC READING CLUB	513.50
TEXTBOOKS	SHEFFIELD, JESSICA	51.00
TEXTBOOKS	SHELLEY, MARLENE	68.19
TEXTBOOKS	SMITH, MARY	9.69
TEXTBOOKS	SMITH, RACHELLE	61.05
TEXTBOOKS	SOCIAL STUDIES SCHOOL SERVICE	287.28
TEXTBOOKS	SORENSEN, JENILEE	69.70
TEXTBOOKS	STEVENS, COURTNEY	445.50
TEXTBOOKS	STUART, BROOKE	81.23
TEXTBOOKS	SUNDANCE NEWBRIDGE EDUCATIONAL PUB	578.82
TEXTBOOKS	TALES FOR TEACHING LLC	3,499.00
TEXTBOOKS	TAYLOR MATH CONSULTING	3,250.00
TEXTBOOKS	VALLEY HIGH	199.40
TEXTBOOKS	VAROZ, JOLI	120.00
TRAVEL CONVENTION	BEZANSON, RICHARD	156.00
TRAVEL CONVENTION	BINGHAM HIGH	614.18
TRAVEL CONVENTION	BIRD, TAMRA	109.00
TRAVEL CONVENTION	BONA, CAROLYN	109.00
TRAVEL CONVENTION	BOUILLON, RITA	987.37
TRAVEL CONVENTION	BROWN, JULIE	218.85
TRAVEL CONVENTION	COPPER HILLS HIGH	2,716.24
TRAVEL CONVENTION	CRAWFORD, JERRI	300.00
TRAVEL CONVENTION	DOLEAC, MEREDITH	136.00
TRAVEL CONVENTION	DURRANT, JILL	444.24
TRAVEL CONVENTION	ELK RIDGE MIDDLE	618.36
TRAVEL CONVENTION	EMERSON, NORMAN	109.00
TRAVEL CONVENTION	EVANS, STACY	169.00
TRAVEL CONVENTION	FULLMER, GERALD	156.00
TRAVEL CONVENTION	GERBER, REBECCA	109.00
TRAVEL CONVENTION	GLENN, MICHAEL	300.00
TRAVEL CONVENTION	GODFREY, ANTHONY	969.97
TRAVEL CONVENTION	GRAZIANO, JOHN	472.72
TRAVEL CONVENTION	GROETHE, JAMES	300.00

DESCRIPTION	VENDOR	AMOUNT
TRAVEL CONVENTION	GUTIERREZ, ANNAMELISSA	156.00
TRAVEL CONVENTION	HARMON, WENDY	169.00
TRAVEL CONVENTION	HARWARD, JANE	136.00
TRAVEL CONVENTION	HERRIMAN HIGH SCHOOL	500.00
TRAVEL CONVENTION	HOFFMAN, RONNA	109.00
TRAVEL CONVENTION	HUFF, KAMERON	191.80
TRAVEL CONVENTION	INTERNATIONAL RESCUE COMMITTEE	787.30
TRAVEL CONVENTION	JATC-NORTH	905.51
TRAVEL CONVENTION	JATC-SOUTH	236.55
TRAVEL CONVENTION	JOHNSON, PATRICE	764.92
TRAVEL CONVENTION	KING, BRIAN	262.22
TRAVEL CONVENTION	KOCHEVAR, JOSEPH	199.50
TRAVEL CONVENTION	LATTIN, REMY	210.13
TRAVEL CONVENTION	LEE, REBECCA	169.00
TRAVEL CONVENTION	LINARES, MICHAEL	62.00
TRAVEL CONVENTION	LLOYD, AMY	300.00
TRAVEL CONVENTION	LLOYD, HILDA	334.50
TRAVEL CONVENTION	LLOYD, KIMBERLY	246.38
TRAVEL CONVENTION	LOKEY, MELINDA	163.00
TRAVEL CONVENTION	LOVELL, DONELLA	109.00
TRAVEL CONVENTION	MENLOVE, ROSS	109.00
TRAVEL CONVENTION	MORRIS, SHERI	156.00
TRAVEL CONVENTION	MOWER, SHAUN	109.00
TRAVEL CONVENTION	NORDICK, SHELLEY	139.00
TRAVEL CONVENTION	PRICE, ERIC	109.00
TRAVEL CONVENTION	PRICE, RICHARD	192.00
TRAVEL CONVENTION	RIDING, KATHERINE	600.00
TRAVEL CONVENTION	RIVERTON HIGH	932.48
TRAVEL CONVENTION	ROBINSON, LISA	109.00
TRAVEL CONVENTION	ROBINSON, VICKI	156.00
TRAVEL CONVENTION	TINGEY, CYNTHIA	109.00
TRAVEL CONVENTION	TITUS, COURTNEY	219.00
TRAVEL CONVENTION	VANDERMEIDEN, CYNTHIA	300.00
TRAVEL CONVENTION	WEBSTER, MICHELLE	109.00
TRAVEL CONVENTION	WHITESIDE, KRISTY	109.00
TRAVEL CONVENTION	WIEMERS, AMMON	169.00
TRAVEL CONVENTION	WITHERS, MCKINLEY	916.18
TRAVEL CONVENTION	WORTHINGTON, SHAUNA	449.11
TRAVEL OVERNIGHT STUDENT	UTAH STATE UNIVERSITY	5,170.00
UNEMPLOYMENT INSURANCE	UTAH DEPT WORKFORCE SERVICES	915.20
UNITED WAY W/H	JORDAN EDUCATION FOUNDATION	787.00
UNIVERSAL LIFE INSURANCE	LINA	37,451.91
VEHICLE REPAIRS	AAA SPRING SPECIALIST INC	5,974.44
VEHICLE REPAIRS	AUTO GLASS NOW LLC	530.00
VEHICLE REPAIRS	BRYSON SALES AND SERVICE	10,718.97
VEHICLE REPAIRS	CUMMINS INTERMOUNTAIN LLC	1,045.28
VEHICLE REPAIRS	EMERALD SERVICES INC	424.65
VEHICLE REPAIRS	GEARHEAD OIL ANALYSIS, LLC	191.40
VEHICLE REPAIRS	GENERATOR EXCHANGE INC	490.00
VEHICLE REPAIRS	INTERSTATE BILLING SERVICE INC	10,578.13
VEHICLE REPAIRS	J-MAC COMPLETE CAR CARE	220.00
VEHICLE REPAIRS	JERRY SEINER CHEVROLET	726.72
VEHICLE REPAIRS	KENWORTH SALES COMPANY INC	785.07
VEHICLE REPAIRS	LARRY H MILLER CHEVROLET	212.27
VEHICLE REPAIRS	LARRY H MILLER FORD LINCOLN DRAPER	1,055.02
VEHICLE REPAIRS	LASERLINE ALIGNMENT SERVICES	875.00
VEHICLE REPAIRS	LEWIS TRANSPORTATION SALES	4,201.17
VEHICLE REPAIRS	MFCP INC	6,822.47
VEHICLE REPAIRS	NAPA AUTO PARTS	3,808.84
VEHICLE REPAIRS	PRIME MACHINE INC	400.00
VEHICLE REPAIRS	SALT LAKE AUTO PAINT AND GLASS	147.45
VEHICLE REPAIRS	SMITH POWER PRODUCTS INC	291.29

DESCRIPTION	VENDOR	AMOUNT
VEHICLE REPAIRS	TERRYS TOWING AND AUTO REPAIR	350.00
VEHICLE REPAIRS	TOP NOTCH COLLISION LLC	5,189.30
VEHICLES	SEMI SERVICE INC	12,565.93
VEHICLES	YOUNG CHEVROLET CO.	114,001.00
VEHICLES	YOUNG FORD INC	23,399.00
WAGE ASSIGN	CALIFORNIA STATE DISTRIBUTION UNIT	290.00
WAGE ASSIGN	CHILD SUPPORT SERVICES	8,084.60
WAGE ASSIGN	EDWIN B PARRY	1,003.27
WAGE ASSIGN	GC SERVICES LP	598.70
WAGE ASSIGN	GREGORY M CONSTANTINO	1,353.77
WAGE ASSIGN	JENSEN AND SULLIVAN LLC	559.71
WAGE ASSIGN	JOHNSON AND MARK LLC	580.24
WAGE ASSIGN	MOUNTAIN LOAN CENTER INC	835.37
WAGE ASSIGN	OKLAHOMA CENTRIALIZED SUP REGIS	91.43
WAGE ASSIGN	OLSON SHANER	272.63
WAGE ASSIGN	QUINN M KOFFORD	1,068.97
WAGE ASSIGN	SEAN D REYES	2,015.12
WAGE ASSIGN	SOCIAL SECURITY ADMINISTRATION	280.26
WAGE ASSIGN	UHEAA	2,030.26
WAGE ASSIGN	UNITED STATES DEPARTMENT OF EDUCATION	1,502.28
WAGE ASSIGN	UNITED STATES TREASURY	2,289.09
WAGE ASSIGN	VINCI LAW OFFICE LLC	293.85
WAGE ASSIGN	WYOMING CHILD SUPPORT	729.32
WAGE ASSIGN	ZIONS FIRST NATIONAL BANK	593.29
GRAND TOTAL		<u>\$ 19,484,358.85</u>

JORDAN SCHOOL DISTRICT
Payroll 
MAY 2019

Gross Payroll	\$	21,585,540.86
Net Pay Deposit	\$	15,777,985.08
Deductions through Accounts Payable		
Payday	\$	1,545,083.56
Payday	\$	1,262,912.74
Payday	\$	295,358.78
Total Accounts Payable	\$	3,103,355.08
Deduction ACH	\$	321,104.64
Deductions through Accounts Payable	\$	1,057,397.82
Deductions - Insurance Journal Entry	\$	692,564.68
Deductions - Flexible Spending money wired	\$	102,000.56
Deductions - URS	\$	382,419.76
Deductions - TSA	\$	139,131.72
Federal Tax Withheld	\$	7,473.65
FICA Tax Withheld	\$	2,551.20
Medicare Tax Withheld	\$	596.66
Deduction Refund		(1,040.00)
		0.01
Total Transfer to Payroll Account	\$	16,099,089.72
Total Transfer to Accounts Payable	\$	5,486,451.14
Total Deposits	\$	21,585,540.86
		0.00

Sarah Palmer
 Director of Payroll

June LeMaster
 Executive Director, Human Resources

John Larsen
 Business Administrator

Jordan School District
FINANCIAL REPORT - MAY 2019

Summary of Funds and Functions

<u>Fund #</u>	<u>Name</u>	<u>Examples of Activity</u>
10	General Fund (aka Maintenance and Operations)	K-12 instruction, support services offices
23	Non K-12 Fund	Pre-school, Adult Education, Community Education, coaches/advisor stipends
31	Debt Service Fund	General Obligation Bonds repayment
32	Capital Projects Fund (aka Capital Outlay)	Major construction and maintenance projects; land, bus, and equipment purchases
51	Nutrition Services Fund (aka School Lunch)	School breakfast and lunch sales and all associated costs
60	Health and Accident Self-Insurance Fund	Health, life, disability, and industrial insurance premiums and claims
75	Jordan Education Foundation Fund	Donations earmarked for Foundation

Expenditure

<u>Function #</u>	<u>Name</u>	<u>Examples of Activity</u>
1000	Instruction	Student classroom costs; teachers, substitutes, textbooks, supplies, etc.
2100	Support Services - Students	Nurses, psychologists, counselors, Guidance, Planning and Student Services
2200	Support Services - Instructional Staff	Curriculum, teacher professional development, media centers, testing
2300	Support Services - District Administration	Board of Education, superintendent, area administrators of schools
2400	Support Services - School Administration	Principals, assistant principals, office staff, registrars, school postage
2500	Support Services - Business	Business administrator, Accounting, Payroll, Purchasing
2600	Support Services - Operations and Maintenance	Utilities, Custodial, Maintenance, Central Warehouse, property management
2700	Support Services - Transportation	Student transportation to and from school, field trips
2800	Support Services - Other Central	Human Resources, Information Systems, Communications, Insurance Services
3100	Food Services	Nutrition Services
3300	Community Services	Pre-School, Adult Education, Community Education, coaches/advisor stipends, Foundation
4000	Facilities Acquisition and Construction	Major construction and maintenance projects; land, bus, and equipment purchases
5100	Debt Services	Repayment of bonds
8000	Foundation Donations	Donations earmarked for Foundation

Description	2018-19 Revised Budget	Encumbered Amount	May 2018-19 Monthly Activity	2018-19 FYTD Activity	Unencumbered Balance	Percent Remaining
10 MAINTENANCE & OPERATIONS						
1000 LOCAL REVENUE						
AD VALOREM TAXES	67,822,577.49	0.00	139,789.11	69,607,507.25	-1,784,929.76	-2.63%
AD VALOREM TAXES	10,174,223.50	0.00	2,507,663.14	8,507,285.19	1,666,938.31	16.38%
TUITIONS	2,048,040.00	0.00	535,636.74	969,002.20	1,079,037.80	52.69%
INVESTMENT EARNINGS	4,250,000.00	0.00	938,728.98	8,253,848.25	-4,003,848.25	-94.21%
OTHER LOCAL REVENUE	5,868,852.31	0.00	388,881.39	3,317,467.21	2,551,385.10	43.47%
LOCAL REVENUE	90,163,693.30	0.00	4,510,699.36	90,655,110.10	-491,416.80	-0.55%
3000 STATE REVENUE						
STATE REVENUE	153,405,451.97	0.00	11,332,898.13	141,346,569.09	12,058,882.88	7.86%
RESTRICTED GRANT OPTIONAL	37,758,859.24	0.00	2,649,870.17	45,303,059.75	-7,544,200.51	-19.98%
RESTRICTED GRANT VOC & OTHER	15,568,867.29	0.00	975,620.58	14,369,929.01	1,198,938.28	7.70%
RESTRICTED GRANT BASIC PROG	14,010,733.07	0.00	1,146,110.15	12,863,411.90	1,147,321.17	8.19%
RESTRICTED GRANT SPEC PURPOSE	20,887,653.48	0.00	1,164,259.97	20,091,774.15	795,879.33	3.81%
SCHOOL BLDG FOUNDATION AID	2,782,217.16	0.00	52,498.41	2,180,984.01	601,233.15	21.61%
MISCELLANEOUS STATE PROGRAMS	481,536.41	0.00	0.00	420,419.90	61,116.51	12.69%
SUPPLEMENTAL APPROPRIATIONS	19,001,723.38	0.00	1,714,068.59	17,278,215.39	1,723,507.99	9.07%
MISCELLANEOUS STATE REVENUE	20,000.00	0.00	7,719.77	17,447.06	2,552.94	12.76%
STATE REVENUE	263,917,042.00	0.00	19,043,045.77	253,871,810.26	10,045,231.74	3.81%
4000 FEDERAL REVENUE						
UNRESTRICTED GRANT THRU STATE	247,230.02	0.00	0.00	145,520.06	101,709.96	41.14%
RESTRICTED GRANT DIRECT	49,080.00	0.00	0.00	14,643.17	34,436.83	70.16%
RESTRICTED GRANT THRU STATE	10,798,847.00	0.00	1,546,107.58	9,531,043.93	1,267,803.07	11.74%
OTHER FEDERAL RESTRICTED	468,000.00	0.00	0.00	0.00	468,000.00	100.00%
FEDERAL NCLB	4,973,478.65	0.00	79,666.89	2,212,978.10	2,760,500.55	55.50%
FEDERAL NCLB	105,648.00	0.00	0.00	28,544.18	77,103.82	72.98%
FEDERAL REVENUE	16,642,283.67	0.00	1,625,774.47	11,932,729.44	4,709,554.23	28.30%

Description	2018-19 Revised Budget	Encumbered Amount	May 2018-19 Monthly Activity	2018-19 FYTD Activity	Unencumbered Balance	Percent Remaining
10 MAINTENANCE & OPERATIONS						
5000 OTHER LOCAL SOURCES						
TRANSFER IN FROM OTHER FUNDS	-247,976.00	0.00	0.00	0.00	-247,976.00	100.00%
OTHER LOCAL SOURCES	-247,976.00	0.00	0.00	0.00	-247,976.00	100.00%
MAINTENANCE & OPERATIONS	370,475,042.97	0.00	25,179,519.60	356,459,649.80	14,015,393.17	3.78%

21 STUDENT ACTIVITIES FUND						
1000 LOCAL REVENUE						
INVESTMENT EARNINGS	70,000.00	0.00	0.00	0.00	70,000.00	100.00%
FOUNDATION	200,000.00	0.00	3,931.67	24,534.03	175,465.97	87.73%
ACTIVITY	3,500,000.00	0.00	76,574.26	86,919.06	3,413,080.94	97.52%
OTHER LOCAL REVENUE	11,250,000.00	0.00	80,034.86	682,824.46	10,567,175.54	93.93%
LOCAL REVENUE	15,020,000.00	0.00	160,540.79	794,277.55	14,225,722.45	94.71%
STUDENT ACTIVITIES FUND	15,020,000.00	0.00	160,540.79	794,277.55	14,225,722.45	94.71%

23 NON K-12						
1000 LOCAL REVENUE						
AD VALOREM TAXES	644,148.00	0.00	1,465.68	660,509.63	-16,361.63	-2.54%
AD VALOREM TAXES	95,052.00	0.00	23,765.90	80,626.17	14,425.83	15.18%
TUITIONS	61,191.66	0.00	3,410.00	33,046.00	28,145.66	46.00%
INVESTMENT EARNINGS	60,000.00	0.00	57.82	897.05	59,102.95	98.50%
OTHER LOCAL REVENUE	820,625.20	0.00	60,079.07	621,611.98	199,013.22	24.25%
LOCAL REVENUE	1,681,016.86	0.00	88,778.47	1,396,690.83	284,326.03	16.91%

Description	2018-19 Revised Budget	Encumbered Amount	May 2018-19 Monthly Activity	2018-19 FYTD Activity	Unencumbered Balance	Percent Remaining
23 3000 NON K-12 STATE REVENUE						
RESTRICTED GRANT OPTIONAL	5,661,259.49	0.00	316,906.28	5,523,389.64	137,869.85	2.44%
RESTRICTED GRANT VOC & OTHER	472,091.00	0.00	52,693.74	463,941.29	8,149.71	1.73%
UNRESTRICTED GRANT BASIC PROG	65,000.00	0.00	9,600.00	38,000.00	27,000.00	41.54%
STATE REVENUE	6,198,350.49	0.00	379,200.02	6,025,330.93	173,019.56	2.79%
4000 FEDERAL REVENUE						
RESTRICTED GRANT DIRECT	454,123.96	0.00	0.00	0.52	454,123.44	100.00%
RESTRICTED GRANT THRU STATE	3,864,925.36	0.00	283,933.63	3,060,512.55	804,412.81	20.81%
FEDERAL REVENUE	4,319,049.32	0.00	283,933.63	3,060,513.07	1,258,536.25	29.14%
NON K-12	12,198,416.67	0.00	751,912.12	10,482,534.83	1,715,881.84	14.07%
26 1000 Tax Increment LOCAL REVENUE						
AD VALOREM TAXES	18,670,325.00	0.00	0.00	0.00	18,670,325.00	100.00%
LOCAL REVENUE	18,670,325.00	0.00	0.00	0.00	18,670,325.00	100.00%
Tax Increment	18,670,325.00	0.00	0.00	0.00	18,670,325.00	100.00%
31 1000 DEBT SERVICE LOCAL REVENUE						
AD VALOREM TAXES	16,946,415.09	0.00	27,271.76	17,241,471.12	-295,056.03	-1.74%
AD VALOREM TAXES	2,451,984.91	0.00	623,674.98	2,115,826.81	336,158.10	13.71%
INVESTMENT EARNINGS	125,000.00	0.00	1,525.24	33,604.75	91,395.25	73.12%

Description	2018-19 Revised Budget	Encumbered Amount	May 2018-19 Monthly Activity	2018-19 FYTD Activity	Unencumbered Balance	Percent Remaining
31 DEBT SERVICE						
1000 LOCAL REVENUE						
LOCAL REVENUE	19,523,400.00	0.00	652,471.98	19,390,902.68	132,497.32	0.68%
DEBT SERVICE	19,523,400.00	0.00	652,471.98	19,390,902.68	132,497.32	0.68%
=====						
32 CAPITAL OUTLAY						
1000 LOCAL REVENUE						
AD VALOREM TAXES	38,450,899.50	0.00	82,736.13	39,419,741.40	-968,841.90	-2.52%
AD VALOREM TAXES	5,654,700.51	0.00	1,418,032.37	4,810,696.32	844,004.19	14.93%
INVESTMENT EARNINGS	1,630,000.00	0.00	84,623.93	495,901.25	1,134,098.75	69.58%
LOCAL REVENUE	45,735,600.01	0.00	1,585,392.43	44,726,338.97	1,009,261.04	2.21%
3000 STATE REVENUE						
SCHOOL BLDG FOUNDATION AID	456,832.00	0.00	38,069.36	418,763.04	38,068.96	8.33%
SUPPLEMENTAL APPROPRIATIONS	0.00	0.00	0.00	757,568.50	-757,568.50	0.00%
STATE REVENUE	456,832.00	0.00	38,069.36	1,176,331.54	-719,499.54	-157.50%
4000 FEDERAL REVENUE						
RESTRICTED GRANT DIRECT	1,709,026.00	0.00	0.00	410,998.00	1,298,028.00	75.95%
FEDERAL REVENUE OTHER AGENCIES	417,035.00	0.00	0.00	208,517.40	208,517.60	50.00%
FEDERAL REVENUE	2,126,061.00	0.00	0.00	619,515.40	1,506,545.60	70.86%

Description	2018-19 Revised Budget	Encumbered Amount	May 2018-19 Monthly Activity	2018-19 FYTD Activity	Unencumbered Balance	Percent Remaining
32 CAPITAL OUTLAY						
5000 OTHER LOCAL SOURCES						
BONDS	80,237,811.00	0.00	0.00	80,237,810.60	0.40	0.00%
SALE OF FIXED ASSETS	85,000.00	0.00	38,323.96	169,436.02	-84,436.02	-99.34%
OTHER LOCAL SOURCES	80,322,811.00	0.00	38,323.96	80,407,246.62	-84,435.62	-0.11%
CAPITAL OUTLAY	128,641,304.01	0.00	1,661,785.75	126,929,432.53	1,711,871.48	1.33%
51 SCHOOL FOODS						
1000 LOCAL REVENUE						
INVESTMENT EARNINGS	140,000.00	0.00	0.00	0.00	140,000.00	100.00%
FOOD SERVICES REVENUE	7,950,000.00	0.00	724,860.10	7,921,871.51	28,128.49	0.35%
OTHER LOCAL REVENUE	60,688.64	0.00	4,819.60	63,594.67	-2,906.03	-4.79%
LOCAL REVENUE	8,150,688.64	0.00	729,679.70	7,985,466.18	165,222.46	2.03%
3000 STATE REVENUE						
RESTRICTED GRANT VOC & OTHER	4,000,000.00	0.00	343,116.90	2,811,094.70	1,188,905.30	29.72%
STATE REVENUE	4,000,000.00	0.00	343,116.90	2,811,094.70	1,188,905.30	29.72%
4000 FEDERAL REVENUE						
RESTRICTED GRANT THRU STATE	8,701,602.00	0.00	652,412.25	6,063,943.93	2,637,658.07	30.31%
FEDERAL REVENUE	8,701,602.00	0.00	652,412.25	6,063,943.93	2,637,658.07	30.31%
SCHOOL FOODS	20,852,290.64	0.00	1,725,208.85	16,860,504.81	3,991,785.83	19.14%

Description	2018-19 Revised Budget	Encumbered Amount	May 2018-19 Monthly Activity	2018-19 FYTD Activity	Unencumbered Balance	Percent Remaining
60 HEALTH & ACCIDENT SELF INSURED						
1000 LOCAL REVENUE						
INVESTMENT EARNINGS	520,000.00	0.00	0.00	0.00	520,000.00	100.00%
OTHER LOCAL REVENUE	38,530,000.00	0.00	3,249,564.34	32,210,742.44	6,319,257.56	16.40%
LOCAL REVENUE	39,050,000.00	0.00	3,249,564.34	32,210,742.44	6,839,257.56	17.51%
HEALTH & ACCIDENT SELF INSURED	39,050,000.00	0.00	3,249,564.34	32,210,742.44	6,839,257.56	17.51%
=====						
75 FOUNDATION						
5000 OTHER LOCAL SOURCES						
TRANSFER IN FROM OTHER FUNDS	247,976.00	0.00	0.00	0.00	247,976.00	100.00%
OTHER LOCAL SOURCES	247,976.00	0.00	0.00	0.00	247,976.00	100.00%
8000 CHALLENGE RACE						
CHALLENGE RACE	2,001,000.00	0.00	10,034.91	279,328.66	1,721,671.34	86.04%
	0.00	0.00	5,351.54	279,715.21	-279,715.21	0.00%
AEROSPACE PROGRAM	0.00	0.00	96,239.94	973,386.03	-973,386.03	0.00%
CHALLENGE RACE	0.00	0.00	1,304.55	196,712.51	-196,712.51	0.00%
	0.00	0.00	9,428.93	455,264.21	-455,264.21	0.00%
MUSIC PROGRAM	0.00	0.00	4,085.00	283,972.65	-283,972.65	0.00%
FOUNDATION	0.00	0.00	-153.17	25,799.30	-25,799.30	0.00%
DOKAS CLASS	0.00	0.00	4,692.49	29,832.71	-29,832.71	0.00%
LLOYDS CLASS	0.00	0.00	99.45	29,084.46	-29,084.46	0.00%
SANDER'S CLASS	0.00	0.00	0.00	25,687.05	-25,687.05	0.00%
CHALLENGE RACE	2,001,000.00	0.00	131,083.64	2,578,782.79	-577,782.79	-28.87%
FOUNDATION	2,248,976.00	0.00	131,083.64	2,578,782.79	-329,806.79	-14.66%
=====						

<u>Description</u>	<u>2018-19 Revised Budget</u>	<u>Encumbered Amount</u>	<u>May 2018-19 Monthly Activity</u>	<u>2018-19 FYTD Activity</u>	<u>Unencumbered Balance</u>	<u>Percent Remaining</u>
Grand Revenue Totals	626,679,755.29	0.00	33,512,087.07	565,706,827.43	60,972,927.86	9.73%

Number of Accounts: 1447

***** End of report *****

Description	2018-19 Revised Budget	Encumbered Amount	May 2018-19 Monthly Activity	2018-19 FYTD Activity	Unencumbered Balance	Percent Remaining
10	MAINTENANCE & OPERATIONS					
1000	INSTRUCTION					
SALARIES	169,335,051.31	0.00	13,709,759.14	122,144,712.80	47,190,338.51	27.87%
EMPLOYEE BENEFITS	71,297,961.84	0.00	5,523,928.56	50,839,141.88	20,458,819.96	28.69%
CONTRACT SERVICES	3,185,948.50	18,896.24	617,992.58	3,264,253.44	-97,201.18	-3.05%
REPAIRS	109,735.00	0.00	1,182.50	19,025.14	90,709.86	82.66%
MISCELLANEOUS	1,284,758.92	11,207.08	11,996.24	380,159.85	893,391.99	69.54%
SUPPLIES	19,407,647.35	3,162,313.44	967,266.19	12,063,941.02	4,181,392.89	21.55%
EQUIPMENT	396,526.08	74,613.95	193,737.00	384,377.10	-62,464.97	-15.75%
OTHER OBJECTS	103,288.26	0.00	195.00	33,199.10	70,089.16	67.86%
INSTRUCTION	265,120,917.26	3,267,030.71	21,026,057.21	189,128,810.33	72,725,076.22	27.43%
2100	SUPPORT SERVICES STUDENTS					
SALARIES	12,690,322.39	0.00	974,577.19	9,048,230.33	3,642,092.06	28.70%
EMPLOYEE BENEFITS	4,770,924.80	0.00	372,056.85	3,445,003.59	1,325,921.21	27.79%
CONTRACT SERVICES	223,130.00	162,413.35	13,034.95	178,250.73	-117,534.08	-52.68%
REPAIRS	1,000.00	0.00	0.00	0.00	1,000.00	100.00%
MISCELLANEOUS	35,344.00	0.00	4,591.74	40,891.30	-5,547.30	-15.70%
SUPPLIES	38,773.00	4,382.83	1,211.08	19,841.90	14,548.27	37.52%
EQUIPMENT	10,750.00	0.00	0.00	741.72	10,008.28	93.10%
OTHER OBJECTS	46,755.50	0.00	129.50	18,211.25	28,544.25	61.05%
SUPPORT SERVICES STUDENTS	17,816,999.69	166,796.18	1,365,601.31	12,751,170.82	4,899,032.69	27.50%
2200	SUPPORT SERVICES INSTRCT STAFF					
SALARIES	10,870,075.87	0.00	1,054,391.60	8,445,074.01	2,425,001.86	22.31%
EMPLOYEE BENEFITS	4,224,460.50	0.00	361,948.95	3,025,744.55	1,198,715.95	28.38%
CONTRACT SERVICES	1,767,251.11	50,689.00	30,000.14	652,690.01	1,063,872.10	60.20%
REPAIRS	9,730.00	0.00	157.45	2,198.18	7,531.82	77.41%
MISCELLANEOUS	536,272.98	4,114.62	29,062.81	288,508.11	243,650.25	45.43%
SUPPLIES	1,215,068.24	90,625.10	84,583.27	1,260,988.68	-136,545.54	-11.24%
EQUIPMENT	601,512.80	0.00	0.00	3,635.06	597,877.74	99.40%
OTHER OBJECTS	9,573.30	0.00	20,676.19	31,513.02	-21,939.72	-229.18%

Description	2018-19 Revised Budget	Encumbered Amount	May 2018-19 Monthly Activity	2018-19 FYTD Activity	Unencumbered Balance	Percent Remaining
10 MAINTENANCE & OPERATIONS						
2200 SUPPORT SERVICES INSTRCT STAFF						
SUPPORT SERVICES INSTRCT STAFF	19,233,944.80	145,428.72	1,580,820.41	13,710,351.62	5,378,164.46	27.96%
2300 SUPPORT SERVICES DIST GEN ADMN						
SALARIES	1,909,276.89	0.00	149,062.15	1,673,706.32	235,570.57	12.34%
EMPLOYEE BENEFITS	789,789.06	0.00	255,833.93	897,400.55	-107,611.49	-13.63%
CONTRACT SERVICES	412,612.00	8,160.00	22,861.08	278,105.80	126,346.20	30.62%
REPAIRS	250.00	0.00	0.00	0.00	250.00	100.00%
MISCELLANEOUS	105,435.00	0.00	2,368.75	62,193.65	43,241.35	41.01%
SUPPLIES	59,830.00	50.00	7,292.36	53,945.63	5,834.37	9.75%
OTHER OBJECTS	50,400.00	0.00	250.00	2,618.32	47,781.68	94.80%
SUPPORT SERVICES DIST GEN ADMN	3,327,592.95	8,210.00	437,668.27	2,967,970.27	351,412.68	10.56%
2400 SUPPORT SERVICES SCHOOL ADMIN						
SALARIES	18,366,261.29	0.00	1,542,362.93	16,257,860.40	2,108,400.89	11.48%
EMPLOYEE BENEFITS	7,554,914.82	0.00	590,131.30	6,285,566.59	1,269,348.23	16.80%
CONTRACT SERVICES	0.00	0.00	246.25	11,803.23	-11,803.23	0.00%
MISCELLANEOUS	631,240.39	1,999.00	11,095.53	247,122.07	382,119.32	60.53%
SUPPLIES	5,310.00	0.00	1,005.05	28,061.05	-22,751.05	-428.46%
EQUIPMENT	675.00	0.00	0.00	675.00	0.00	0.00%
OTHER OBJECTS	0.00	0.00	0.00	4,243.40	-4,243.40	0.00%
SUPPORT SERVICES SCHOOL ADMIN	26,558,401.50	1,999.00	2,144,841.06	22,835,331.74	3,721,070.76	14.01%
2500 SUPPORT SERVICES BUSINESS						
SALARIES	1,583,325.92	0.00	144,873.04	1,479,221.70	104,104.22	6.58%
EMPLOYEE BENEFITS	685,947.53	0.00	62,856.84	640,503.34	45,444.19	6.63%
CONTRACT SERVICES	35,505.00	0.00	202.95	9,394.70	26,110.30	73.54%
REPAIRS	300.00	0.00	0.00	0.00	300.00	100.00%
MISCELLANEOUS	1,538,130.00	0.00	-35,422.45	1,124,083.68	414,046.32	26.92%
SUPPLIES	24,200.00	0.00	-31.38	18,695.03	5,504.97	22.75%

Description	2018-19 Revised Budget	Encumbered Amount	May 2018-19 Monthly Activity	2018-19 FYTD Activity	Unencumbered Balance	Percent Remaining
10 MAINTENANCE & OPERATIONS						
2500 SUPPORT SERVICES BUSINESS						
EQUIPMENT	1,890.00	203.20	0.00	0.00	1,686.80	89.25%
OTHER OBJECTS	6,900.00	0.00	273.00	4,705.00	2,195.00	31.81%
SUPPORT SERVICES BUSINESS	3,876,198.45	203.20	172,752.00	3,276,603.45	599,391.80	15.46%
2600 OPERATION/MAINT OF PLANT						
SALARIES	15,015,887.42	0.00	1,262,728.37	13,587,258.91	1,428,628.51	9.51%
EMPLOYEE BENEFITS	6,003,390.08	0.00	493,198.82	5,438,559.15	564,830.93	9.41%
CONTRACT SERVICES	197,772.00	0.00	38,751.14	135,555.23	62,216.77	31.46%
REPAIRS	932,306.00	24,189.91	96,486.37	926,834.44	-18,718.35	-2.01%
MISCELLANEOUS	180,350.00	18.00	13,030.40	119,456.00	60,876.00	33.75%
SUPPLIES	14,105,266.00	85,360.48	1,024,233.12	10,618,170.14	3,401,735.38	24.12%
EQUIPMENT	6,500.00	0.00	0.00	829.20	5,670.80	87.24%
OTHER OBJECTS	23,100.00	0.00	52.00	16,433.89	6,666.11	28.86%
OPERATION/MAINT OF PLANT	36,464,571.50	109,568.39	2,928,480.22	30,843,096.96	5,511,906.15	15.12%
2700 STUDENT TRANSPORTATION SERVICE						
SALARIES	7,367,246.06	0.00	675,288.58	6,400,248.98	966,997.08	13.13%
EMPLOYEE BENEFITS	3,266,617.72	0.00	267,012.28	2,616,137.35	650,480.37	19.91%
CONTRACT SERVICES	107,700.00	0.00	-42,481.34	176,045.08	-68,345.08	-63.46%
REPAIRS	22,000.00	1,233.60	2,283.70	26,498.81	-5,732.41	-26.06%
MISCELLANEOUS	107,990.00	0.00	3,111.38	89,603.09	18,386.91	17.03%
SUPPLIES	1,960,610.00	11,217.64	167,811.17	1,543,789.68	405,602.68	20.69%
EQUIPMENT	10,000.00	507.29	523.00	21,063.45	-11,570.74	-115.71%
OTHER OBJECTS	7,000.00	0.00	610.00	4,952.75	2,047.25	29.25%
STUDENT TRANSPORTATION SERVICE	12,849,163.78	12,958.53	1,074,158.77	10,878,339.19	1,957,866.06	15.24%

Description	2018-19 Revised Budget	Encumbered Amount	May 2018-19 Monthly Activity	2018-19 FYTD Activity	Unencumbered Balance	Percent Remaining
10 MAINTENANCE & OPERATIONS						
2800 SUPPORT SERVICES CENTRAL						
SALARIES	5,312,737.02	0.00	446,101.16	4,776,697.56	536,039.46	10.09%
EMPLOYEE BENEFITS	2,171,448.56	0.00	186,061.76	1,973,904.53	197,544.03	9.10%
CONTRACT SERVICES	1,179,547.00	48,401.53	30,809.70	834,344.65	296,800.82	25.16%
REPAIRS	160,480.00	11,486.64	0.00	102,396.43	46,596.93	29.04%
MISCELLANEOUS	402,865.00	5,250.00	19,479.77	253,309.96	144,305.04	35.82%
SUPPLIES	265,568.00	49,128.69	8,783.16	124,211.03	92,228.28	34.73%
EQUIPMENT	2,000.00	0.00	0.00	0.00	2,000.00	100.00%
OTHER OBJECTS	15,769.00	0.00	0.00	14,759.95	1,009.05	6.40%
SUPPORT SERVICES CENTRAL	9,510,414.58	114,266.86	691,235.55	8,079,624.11	1,316,523.61	13.84%
3100 FOOD SERVICES						
SALARIES	4,000.00	0.00	383.33	3,866.65	133.35	3.33%
EMPLOYEE BENEFITS	1,254.00	0.00	123.21	1,242.79	11.21	0.89%
FOOD SERVICES	5,254.00	0.00	506.54	5,109.44	144.56	2.75%
3300 COMMUNITY SERVICES						
SALARIES	249,140.00	0.00	27,021.67	244,458.35	4,681.65	1.88%
EMPLOYEE BENEFITS	89,010.65	0.00	8,685.45	78,572.93	10,437.72	11.73%
COMMUNITY SERVICES	338,150.65	0.00	35,707.12	323,031.28	15,119.37	4.47%
MAINTENANCE & OPERATIONS	395,101,609.16	3,826,461.59	31,457,828.46	294,799,439.21	96,475,708.36	24.42%

Description	2018-19 Revised Budget	Encumbered Amount	May 2018-19 Monthly Activity	2018-19 FYTD Activity	Unencumbered Balance	Percent Remaining
21	STUDENT ACTIVITIES FUND					
1000	INSTRUCTION					
SALARIES	0.00	0.00	48,239.84	48,239.84	-48,239.84	0.00%
EMPLOYEE BENEFITS	0.00	0.00	14,535.70	14,535.70	-14,535.70	0.00%
CONTRACT SERVICES	2,500,000.00	0.00	8,257.07	70,119.70	2,429,880.30	97.20%
REPAIRS	0.00	0.00	0.00	330.58	-330.58	0.00%
MISCELLANEOUS	0.00	0.00	28,579.21	162,298.29	-162,298.29	0.00%
SUPPLIES	12,820,000.00	11,859.92	55,821.19	465,668.48	12,342,471.60	96.28%
OTHER OBJECTS	700,000.00	0.00	628.00	22,118.80	677,881.20	96.84%
INSTRUCTION	16,020,000.00	11,859.92	156,061.01	783,311.39	15,224,828.69	95.04%
2100	SUPPORT SERVICES STUDENTS					
SALARIES	0.00	0.00	1,508.16	1,508.16	-1,508.16	0.00%
EMPLOYEE BENEFITS	0.00	0.00	479.14	479.14	-479.14	0.00%
SUPPORT SERVICES STUDENTS	0.00	0.00	1,987.30	1,987.30	-1,987.30	0.00%
2200	SUPPORT SERVICES INSTRCT STAFF					
CONTRACT SERVICES	0.00	0.00	0.00	2,294.00	-2,294.00	0.00%
SUPPLIES	0.00	0.00	36.31	36.31	-36.31	0.00%
SUPPORT SERVICES INSTRCT STAFF	0.00	0.00	36.31	2,330.31	-2,330.31	0.00%
2400	SUPPORT SERVICES SCHOOL ADMIN					
SALARIES	0.00	0.00	3,544.83	3,544.83	-3,544.83	0.00%
EMPLOYEE BENEFITS	0.00	0.00	299.55	299.55	-299.55	0.00%
CONTRACT SERVICES	0.00	0.00	0.00	0.00	0.00	0.00%
SUPPORT SERVICES SCHOOL ADMIN	0.00	0.00	3,844.38	3,844.38	-3,844.38	0.00%

Description	2018-19 Revised Budget	Encumbered Amount	May 2018-19 Monthly Activity	2018-19 FYTD Activity	Unencumbered Balance	Percent Remaining
21						
STUDENT ACTIVITIES FUND						
3100						
FOOD SERVICES						
SALARIES	0.00	0.00	375.19	375.19	-375.19	0.00%
EMPLOYEE BENEFITS	0.00	0.00	77.66	77.66	-77.66	0.00%
FOOD SERVICES	0.00	0.00	452.85	452.85	-452.85	0.00%
STUDENT ACTIVITIES FUND	16,020,000.00	11,859.92	162,381.85	791,926.23	15,216,213.85	94.98%
23						
NON K-12						
1000						
INSTRUCTION						
CONTRACT SERVICES	0.00	0.00	25.98	263.78	-263.78	0.00%
INSTRUCTION	0.00	0.00	25.98	263.78	-263.78	0.00%
2400						
SUPPORT SERVICES SCHOOL ADMIN						
EMPLOYEE BENEFITS	12,389.00	0.00	0.00	0.00	12,389.00	100.00%
SUPPORT SERVICES SCHOOL ADMIN	12,389.00	0.00	0.00	0.00	12,389.00	100.00%
3300						
COMMUNITY SERVICES						
SALARIES	8,839,384.55	0.00	621,450.59	5,592,457.72	3,246,926.83	36.73%
EMPLOYEE BENEFITS	2,976,085.73	0.00	207,179.20	1,891,429.35	1,084,656.38	36.45%
CONTRACT SERVICES	85,580.00	1,740.00	1,916.85	45,447.49	38,392.51	44.86%
REPAIRS	59,300.00	0.00	0.00	18,381.25	40,918.75	69.00%
MISCELLANEOUS	132,650.00	0.00	10,538.69	78,401.93	54,248.07	40.90%
SUPPLIES	369,362.49	14,740.86	39,479.91	248,022.26	106,599.37	28.86%
EQUIPMENT	5,000.00	0.00	0.00	0.00	5,000.00	100.00%
OTHER OBJECTS	155,787.21	0.00	286.00	1,538.45	154,248.76	99.01%
COMMUNITY SERVICES	12,623,149.98	16,480.86	880,851.24	7,875,678.45	4,730,990.67	37.48%

Description	2018-19 Revised Budget	Encumbered Amount	May 2018-19 Monthly Activity	2018-19 FYTD Activity	Unencumbered Balance	Percent Remaining
23 0000 NON K-12 STEM						
NON K-12	12,635,538.98	16,480.86	880,877.22	7,875,942.23	4,743,115.89	37.54%
26 3300 Tax Increment COMMUNITY SERVICES						
OTHER OBJECTS	18,670,325.00	0.00	0.00	0.00	18,670,325.00	100.00%
COMMUNITY SERVICES	18,670,325.00	0.00	0.00	0.00	18,670,325.00	100.00%
Tax Increment	18,670,325.00	0.00	0.00	0.00	18,670,325.00	100.00%
31 5100 DEBT SERVICE DEBT SERVICES						
OTHER OBJECTS	20,129,460.00	0.00	16,670,279.97	20,123,664.88	5,795.12	0.03%
DEBT SERVICES	20,129,460.00	0.00	16,670,279.97	20,123,664.88	5,795.12	0.03%
DEBT SERVICE	20,129,460.00	0.00	16,670,279.97	20,123,664.88	5,795.12	0.03%
32 1000 CAPITAL OUTLAY INSTRUCTION						
MISCELLANEOUS	0.00	0.00	0.00	-400,000.00	400,000.00	0.00%
SUPPLIES	3,393,000.00	685,344.71	26,243.87	55,953.88	2,651,701.41	78.15%
OTHER OBJECTS	0.00	0.00	120.00	120.00	-120.00	0.00%
INSTRUCTION	3,393,000.00	685,344.71	26,363.87	-343,926.12	3,051,581.41	89.94%

Description	2018-19 Revised Budget	Encumbered Amount	May 2018-19 Monthly Activity	2018-19 FYTD Activity	Unencumbered Balance	Percent Remaining
32 CAPITAL OUTLAY						
2200 SUPPORT SERVICES INSTRCT STAFF						
SUPPLIES	746,000.00	137,864.26	10,120.68	10,120.68	598,015.06	80.16%
SUPPORT SERVICES INSTRCT STAFF	746,000.00	137,864.26	10,120.68	10,120.68	598,015.06	80.16%
2300 SUPPORT SERVICES DIST GEN ADMN						
MISCELLANEOUS	0.00	0.00	0.00	2,514.95	-2,514.95	0.00%
OTHER OBJECTS	238,000.00	0.00	0.00	237,810.60	189.40	0.08%
SUPPORT SERVICES DIST GEN ADMN	238,000.00	0.00	0.00	240,325.55	-2,325.55	-0.98%
2600 OPERATION/MAINT OF PLANT						
SALARIES	45,000.00	0.00	0.00	672.00	44,328.00	98.51%
EMPLOYEE BENEFITS	0.00	0.00	0.00	112.20	-112.20	0.00%
CONTRACT SERVICES	5,000.00	0.00	0.00	1,454.51	3,545.49	70.91%
REPAIRS	10,000.00	0.00	21.90	3,073.03	6,926.97	69.27%
MISCELLANEOUS	16,400.00	0.00	406.90	7,950.24	8,449.76	51.52%
SUPPLIES	13,200.00	0.00	813.38	3,500.60	9,699.40	73.48%
OTHER OBJECTS	68,000.00	0.00	370.00	3,675.08	64,324.92	94.60%
OPERATION/MAINT OF PLANT	157,600.00	0.00	1,612.18	20,437.66	137,162.34	87.03%
4000 FACILITIES AQUISITION & CONSTR						
SALARIES	471,887.27	0.00	35,331.90	419,897.93	51,989.34	11.02%
EMPLOYEE BENEFITS	216,286.71	0.00	14,606.23	173,256.49	43,030.22	19.89%
FACILITIES AQUISITION & CONSTR	688,173.98	0.00	49,938.13	593,154.42	95,019.56	13.81%

Description	2018-19 Revised Budget	Encumbered Amount	May 2018-19 Monthly Activity	2018-19 FYTD Activity	Unencumbered Balance	Percent Remaining
32 CAPITAL OUTLAY						
4100 SITE ACQUISITION SERVICES						
CONTRACT SERVICES	37,000.00	0.00	0.00	15,500.30	21,499.70	58.11%
EQUIPMENT	16,421,003.29	0.00	0.00	13,881,003.29	2,540,000.00	15.47%
SITE ACQUISITION SERVICES	16,458,003.29	0.00	0.00	13,896,503.59	2,561,499.70	15.56%
4200 SITE IMPROVEMENT SERVICES						
EQUIPMENT	13,543,079.85	12,437,106.90	728,402.09	10,021,454.98	-8,915,482.03	-65.83%
SITE IMPROVEMENT SERVICES	13,543,079.85	12,437,106.90	728,402.09	10,021,454.98	-8,915,482.03	-65.83%
4300 ARCHITECTURAL & ENGINEERING						
EQUIPMENT	131,389,195.48	66,576,113.48	9,146,277.82	89,833,700.06	-25,020,618.06	-19.04%
ARCHITECTURAL & ENGINEERING	131,389,195.48	66,576,113.48	9,146,277.82	89,833,700.06	-25,020,618.06	-19.04%
4400 BUILDING REPAIRS & REMODELING						
CONTRACT SERVICES	0.00	805.00	0.00	16,625.00	-17,430.00	0.00%
SUPPLIES	0.00	0.00	0.00	524,243.35	-524,243.35	0.00%
EQUIPMENT	6,719,268.62	902,300.11	453,392.24	3,111,213.54	2,705,754.97	40.27%
BUILDING REPAIRS & REMODELING	6,719,268.62	903,105.11	453,392.24	3,652,081.89	2,164,081.62	32.21%
4500 BUILDING ACQUISITION/CONSTRUCT						
MISCELLANEOUS	27,000.00	0.00	116.98	5,459.58	21,540.42	79.78%
SUPPLIES	975,000.00	5,200.00	5,833.94	86,738.79	883,061.21	90.57%
EQUIPMENT	11,796,967.83	4,252,569.02	123,299.53	860,646.87	6,683,751.94	56.66%
BUILDING ACQUISITION/CONSTRUCT	12,798,967.83	4,257,769.02	129,250.45	952,845.24	7,588,353.57	59.29%

Description	2018-19 Revised Budget	Encumbered Amount	May 2018-19 Monthly Activity	2018-19 FYTD Activity	Unencumbered Balance	Percent Remaining
32 CAPITAL OUTLAY						
4600 BUILDING IMPROVEMENT SERVICES						
SUPPLIES	0.00	2,433.95	8,696.56	71,662.38	-74,096.33	0.00%
EQUIPMENT	1,604,500.00	438,817.48	300,881.73	643,831.77	521,850.75	32.52%
BUILDING IMPROVEMENT SERVICES	1,604,500.00	441,251.43	309,578.29	715,494.15	447,754.42	27.91%
4700 DATA PROCESSING						
SUPPLIES	0.00	0.00	0.00	227,178.15	-227,178.15	0.00%
EQUIPMENT	2,190,000.00	12,327.80	81,938.35	1,250,335.80	927,336.40	42.34%
DATA PROCESSING	2,190,000.00	12,327.80	81,938.35	1,477,513.95	700,158.25	31.97%
4800 VEHICLES						
EQUIPMENT	5,888,047.00	2,256,110.79	896,161.00	5,578,970.63	-1,947,034.42	-33.07%
VEHICLES	5,888,047.00	2,256,110.79	896,161.00	5,578,970.63	-1,947,034.42	-33.07%
4900 OTHER FACILITIES						
REPAIRS	178,000.00	35,623.20	6,617.58	72,085.98	70,290.82	39.49%
OTHER FACILITIES	178,000.00	35,623.20	6,617.58	72,085.98	70,290.82	39.49%
5100 DEBT SERVICES						
OTHER OBJECTS	540,000.00	0.00	270,000.00	540,000.00	0.00	0.00%
DEBT SERVICES	540,000.00	0.00	270,000.00	540,000.00	0.00	0.00%
CAPITAL OUTLAY	196,531,836.05	87,742,616.70	12,109,652.68	127,260,762.66	-18,471,543.31	-9.40%

Description	2018-19 Revised Budget	Encumbered Amount	May 2018-19 Monthly Activity	2018-19 FYTD Activity	Unencumbered Balance	Percent Remaining
51 SCHOOL FOODS						
1000 INSTRUCTION						
CONTRACT SERVICES	0.00	0.00	19.25	195.25	-195.25	0.00%
INSTRUCTION	0.00	0.00	19.25	195.25	-195.25	0.00%
3100 FOOD SERVICES						
SALARIES	7,657,958.32	0.00	677,741.78	6,194,587.63	1,463,370.69	19.11%
EMPLOYEE BENEFITS	2,634,799.90	0.00	217,212.12	2,045,844.30	588,955.60	22.35%
CONTRACT SERVICES	348,280.00	0.00	21,057.06	216,528.41	131,751.59	37.83%
REPAIRS	0.00	0.00	0.00	-374.00	374.00	0.00%
MISCELLANEOUS	87,200.00	0.08	1,680.25	38,486.26	48,713.66	55.86%
SUPPLIES	10,251,750.00	18,883.98	1,120,376.61	8,717,987.01	1,514,879.01	14.78%
EQUIPMENT	1,600,000.00	63,296.09	176,328.28	1,360,476.65	176,227.26	11.01%
OTHER OBJECTS	1,372,978.00	0.00	0.00	128.50	1,372,849.50	99.99%
FOOD SERVICES	23,952,966.22	82,180.15	2,214,396.10	18,573,664.76	5,297,121.31	22.11%
SCHOOL FOODS	23,952,966.22	82,180.15	2,214,415.35	18,573,860.01	5,296,926.06	22.11%
60 HEALTH & ACCIDENT SELF INSURED						
2800 SUPPORT SERVICES CENTRAL						
EMPLOYEE BENEFITS	38,780,650.00	0.00	3,302,688.57	32,253,821.95	6,526,828.05	16.83%
CONTRACT SERVICES	1,700,600.00	0.00	138,252.01	1,611,530.34	89,069.66	5.24%
REPAIRS	100.00	0.00	0.00	0.00	100.00	100.00%
MISCELLANEOUS	3,400.00	0.00	35.85	1,118.06	2,281.94	67.12%
SUPPLIES	3,300.00	0.00	45.30	663.91	2,636.09	79.88%
SUPPORT SERVICES CENTRAL	40,488,050.00	0.00	3,441,021.73	33,867,134.26	6,620,915.74	16.35%
HEALTH & ACCIDENT SELF INSURED	40,488,050.00	0.00	3,441,021.73	33,867,134.26	6,620,915.74	16.35%

Description	2018-19 Revised Budget	Encumbered Amount	May 2018-19 Monthly Activity	2018-19 FYTD Activity	Unencumbered Balance	Percent Remaining
75 FOUNDATION						
1000 INSTRUCTION						
CONTRACT SERVICES	0.00	0.00	2.75	30.25	-30.25	0.00%
INSTRUCTION	0.00	0.00	2.75	30.25	-30.25	0.00%
1400 INSTRUCTION						
SUPPLIES	171,000.00	0.00	0.00	0.00	171,000.00	100.00%
INSTRUCTION	171,000.00	0.00	0.00	0.00	171,000.00	100.00%
2200 SUPPORT SERVICES INSTRCT STAFF						
MISCELLANEOUS	16,000.00	0.00	0.00	0.00	16,000.00	100.00%
SUPPLIES	0.00	0.00	0.00	604.52	-604.52	0.00%
SUPPORT SERVICES INSTRCT STAFF	16,000.00	0.00	0.00	604.52	15,395.48	96.22%
3300 COMMUNITY SERVICES						
SALARIES	182,042.30	0.00	16,274.18	166,438.49	15,603.81	8.57%
EMPLOYEE BENEFITS	55,835.70	0.00	6,915.65	69,477.68	-13,641.98	-24.43%
CONTRACT SERVICES	2,350.00	0.00	0.00	2,000.00	350.00	14.89%
MISCELLANEOUS	3,930.00	0.00	1,575.21	3,576.00	354.00	9.01%
SUPPLIES	1,422,704.00	0.00	1,135.32	10,980.39	1,411,723.61	99.23%
OTHER OBJECTS	2,114.00	0.00	673.35	3,742.56	-1,628.56	-77.04%
COMMUNITY SERVICES	1,668,976.00	0.00	26,573.71	256,215.12	1,412,760.88	84.65%
6500 OTHER FOUNDATION PROGRAMS						
EQUIPMENT	94,000.00	0.00	0.00	0.00	94,000.00	100.00%
OTHER FOUNDATION PROGRAMS	94,000.00	0.00	0.00	0.00	94,000.00	100.00%

Description	2018-19 Revised Budget	Encumbered Amount	May 2018-19 Monthly Activity	2018-19 FYTD Activity	Unencumbered Balance	Percent Remaining
75 FOUNDATION						
8000 5K FUN RUN						
EMPLOYEE BENEFITS	0.00	0.00	1,912.12	1,912.12	-1,912.12	0.00%
CONTRACT SERVICES	20,000.00	0.00	480.00	5,469.98	14,530.02	72.65%
MISCELLANEOUS	1,000.00	0.00	0.00	0.00	1,000.00	100.00%
SUPPLIES	0.00	0.00	8,700.00	18,012.81	-18,012.81	0.00%
OTHER OBJECTS	10,500.00	0.00	0.00	4,300.00	6,200.00	59.05%
5K FUN RUN	31,500.00	0.00	11,092.12	29,694.91	1,805.09	5.73%
8100 OTHER FOUNDATION PROGRAMS						
MISCELLANEOUS	1,000.00	0.00	0.00	0.00	1,000.00	100.00%
SUPPLIES	0.00	0.00	5,051.54	17,420.55	-17,420.55	0.00%
OTHER FOUNDATION PROGRAMS	1,000.00	0.00	5,051.54	17,420.55	-16,420.55	-1,642.06%
8200 AEROSPACE PROGRAM						
CONTRACT SERVICES	20,000.00	0.00	1,405.99	27,290.30	-7,290.30	-36.45%
REPAIRS	4,500.00	0.00	0.00	0.00	4,500.00	100.00%
MISCELLANEOUS	30,000.00	0.00	2,559.97	3,033.73	26,966.27	89.89%
SUPPLIES	25,000.00	525.00	13,063.16	540,585.26	-516,110.26	-2,064.44%
AEROSPACE PROGRAM	79,500.00	525.00	17,029.12	570,909.29	-491,934.29	-618.79%
8300 CHALLENGE RACE						
MISCELLANEOUS	0.00	0.00	0.00	432.00	-432.00	0.00%
SUPPLIES	0.00	0.00	164.82	8,864.30	-8,864.30	0.00%
EQUIPMENT	0.00	0.00	0.00	119,300.00	-119,300.00	0.00%
CHALLENGE RACE	0.00	0.00	164.82	128,596.30	-128,596.30	0.00%

Description	2018-19 Revised Budget	Encumbered Amount	May 2018-19 Monthly Activity	2018-19 FYTD Activity	Unencumbered Balance	Percent Remaining
75	FOUNDATION					
8400	OTHER FOUNDATION PROGRAMS					
CONTRACT SERVICES	0.00	2,750.00	0.00	12,160.15	-14,910.15	0.00%
MISCELLANEOUS	0.00	0.00	4,147.73	24,203.10	-24,203.10	0.00%
SUPPLIES	0.00	0.00	1,458.07	87,242.09	-87,242.09	0.00%
EQUIPMENT	0.00	0.00	0.00	100,000.00	-100,000.00	0.00%
OTHER OBJECTS	0.00	0.00	0.00	3,990.00	-3,990.00	0.00%
OTHER FOUNDATION PROGRAMS	0.00	2,750.00	5,605.80	227,595.34	-230,345.34	0.00%
8500	MUSIC PROGRAM					
CONTRACT SERVICES	0.00	0.00	0.00	500.00	-500.00	0.00%
MISCELLANEOUS	0.00	0.00	895.00	7,851.34	-7,851.34	0.00%
SUPPLIES	0.00	152.81	11,401.41	29,922.91	-30,075.72	0.00%
EQUIPMENT	0.00	0.00	0.00	20,289.95	-20,289.95	0.00%
MUSIC PROGRAM	0.00	152.81	12,296.41	58,564.20	-58,717.01	0.00%
8600	OTHER FOUNDATION PROGRAMS					
CONTRACT SERVICES	45,000.00	0.00	0.00	280.96	44,719.04	99.38%
SUPPLIES	41,000.00	0.00	1,225.50	7,478.67	33,521.33	81.76%
EQUIPMENT	101,000.00	0.00	0.00	0.00	101,000.00	100.00%
OTHER FOUNDATION PROGRAMS	187,000.00	0.00	1,225.50	7,759.63	179,240.37	95.85%
8700	DOKAS CLASS					
CONTRACT SERVICES	0.00	0.00	0.00	56.85	-56.85	0.00%
MISCELLANEOUS	0.00	0.00	0.00	1,186.63	-1,186.63	0.00%
SUPPLIES	0.00	0.00	2,522.10	9,968.22	-9,968.22	0.00%
EQUIPMENT	0.00	0.00	0.00	378.10	-378.10	0.00%
DOKAS CLASS	0.00	0.00	2,522.10	11,589.80	-11,589.80	0.00%

Description	2018-19 Revised Budget	Encumbered Amount	May 2018-19 Monthly Activity	2018-19 FYTD Activity	Unencumbered Balance	Percent Remaining
75 FOUNDATION						
8800 LINDSAY'S CLASS						
MISCELLANEOUS	0.00	0.00	988.46	1,746.84	-1,746.84	0.00%
SUPPLIES	0.00	0.00	1,381.26	10,662.36	-10,662.36	0.00%
LINDSAY'S CLASS	0.00	0.00	2,369.72	12,409.20	-12,409.20	0.00%
8900 SANDER'S CLASS						
MISCELLANEOUS	0.00	0.00	0.00	315.00	-315.00	0.00%
SUPPLIES	0.00	0.00	237.48	10,592.91	-10,592.91	0.00%
OTHER OBJECTS	0.00	0.00	25.00	25.00	-25.00	0.00%
SANDER'S CLASS	0.00	0.00	262.48	10,932.91	-10,932.91	0.00%
FOUNDATION	2,248,976.00	3,427.81	84,196.07	1,332,322.02	913,226.17	40.61%
Grand Expense Totals	725,778,761.41	91,683,027.03	67,020,653.33	504,625,051.50	129,470,682.88	17.84%

Number of Accounts: 26580

***** End of report *****