

Study Session, Budget Hearing and
Business Meeting
Tuesday, June 11, 2024 Mountain Time

JATC South Campus (Board Conference
Room)
12723 S. Park Avenue (2080 West)
Riverton, Utah 84065

1. **STUDY SESSION – OPEN MEETING** - 4:00 p.m.
 - 1.A. Motion to go into Closed Session
2. **POTENTIAL CLOSED SESSION**
 - 2.A. Potential Litigation
3. **STUDY SESSION – OPEN MEETING** - 4:00 p.m.
 - 3.A. Discussion on Administrative Policy DP374 Employment Background Checks
 - 3.B. Discussion on Board Policy EL300 Global Executive Limitations
4. **Budget Hearing for the 2024-25 School Year (6:00 p.m.)**
 - 4.A. Pledge of Allegiance
 - 4.B. Reverence
 - 4.C. Budget Presentation
 - 4.D. Patron Comments
 - 4.E. Action by Board of Education on Budget Adoption
5. **GENERAL SESSION – OPEN MEETING** - 6:30 p.m.
 - 5.A. Resolutions of Appreciation
 - 5.B. Board Member Recognitions
 - 5.C. Superintendent’s Recognitions
6. **Public Comments**
7. **General Business - Motion to Approve Consent Agenda Items**
 - 7.A. Board Minutes
 - 7.B. Contract for Superintendent of Schools
 - 7.C. Contract for Business Administrator
8. **General Business - Motion to Accept Consent Agenda**
 - 8.A. Expenditures
 - 8.B. Financial Statements
 - 8.C. Personnel – Licensed and Education Support Professionals
 - 8.D. Recommendation to Issue Certificates for Home Instruction
 - 8.E. Non-compliance Report
9. **Bids**
 - 9.A. Juniper Elementary School - Apple iPads & JAMF Licenses
 - 9.B. West Jordan Middle School - Apple iPads & JAMF Licenses
 - 9.C. Mountain Ridge High School - HP Chromebooks & Licenses
 - 9.D. Mountain Ridge High School - Athletic Uniforms & Apparel
 - 9.E. Career & Technical Education (CTE) – Laser Engravers
 - 9.F. Facility Services - HVAC Upgrade at Silver Crest Elementary School
 - 9.G. Information Systems - Email Security Software: Proofpoint
 - 9.H. Information Systems - Server Virtualization Software
 - 9.I. Information Systems - Parent/Guardian Communication System
 - 9.J. Information Systems - Antivirus & Malware Software: Trend Micro

10. Special Business Items

10.A. Recommendation to Approve Revisions to Board Policy GP118 Midterm
Vacancies on the Board

11. Information Items

11.A. Superintendent's Report

12. Discussion Items

12.A. Committee Reports and Comments by Board Members

13. Motion to Adjourn to Closed Session

14. POTENTIAL CLOSED SESSION

14.A. Character and Competence of Individuals (Peronnel)

14.B. Property

14.C. Potential Litigation

14.D. Negotiations

14.E. Security



BUDGET

For the Year Ending June 30, 2025

Budget Hearing: June 11, 2024

Budget Summary

- Balanced budget
- Negotiated agreements
- Construction projects
- Increased health insurance premiums

Major Budget Variables

- Operational changes
- State revenues
- Compensation, negotiated agreements
- Enrollment
- Assessed valuation per student

Operational Changes

- Health insurance premiums increasing
- Interest revenue
- COVID-19 grants concluding
- Juniper Elementary School opening August 2024
- Retirement system changes
- Continuation of Walk to Read aides / 0.40 FTE Literacy Coaches
- Cost increases for utilities and transportation
- State Risk Management premium increases
- Teacher training
- Three days before start of school year for kindergarten teachers
- Middle school registration fees reduced \$10
- City School Resource Officer cost increases
- Communications help

Operational Changes

- Examples of cost reductions
 - 2 Human Resource Administrators
 - 1 Director of Budgets
 - 5 Teaching and Learning Administrators
 - 1 Teaching and Learning Specialist
 - 3 Education, Language, Culture, Equity Administrators
 - 1 Language, Culture Specialist
 - 1 Technology Support Services Administrator
 - 4 Assistant Principals
 - 1 Auxiliary Services Staff Assistant Administrator
 - 1 Position Control position
 - 1 Community Engagement Administrator

State Revenues

WPU Increase \$214 (5.0%)	\$ 16,200,000
Educator Salary Adjustment Increase \$504	2,050,000
Local Replacement Fund (charter schools)	<u>(1,700,000)</u>
	<u><u>\$ 16,550,000</u></u>

A 1% increase to the WPU yields \$3,200,000.

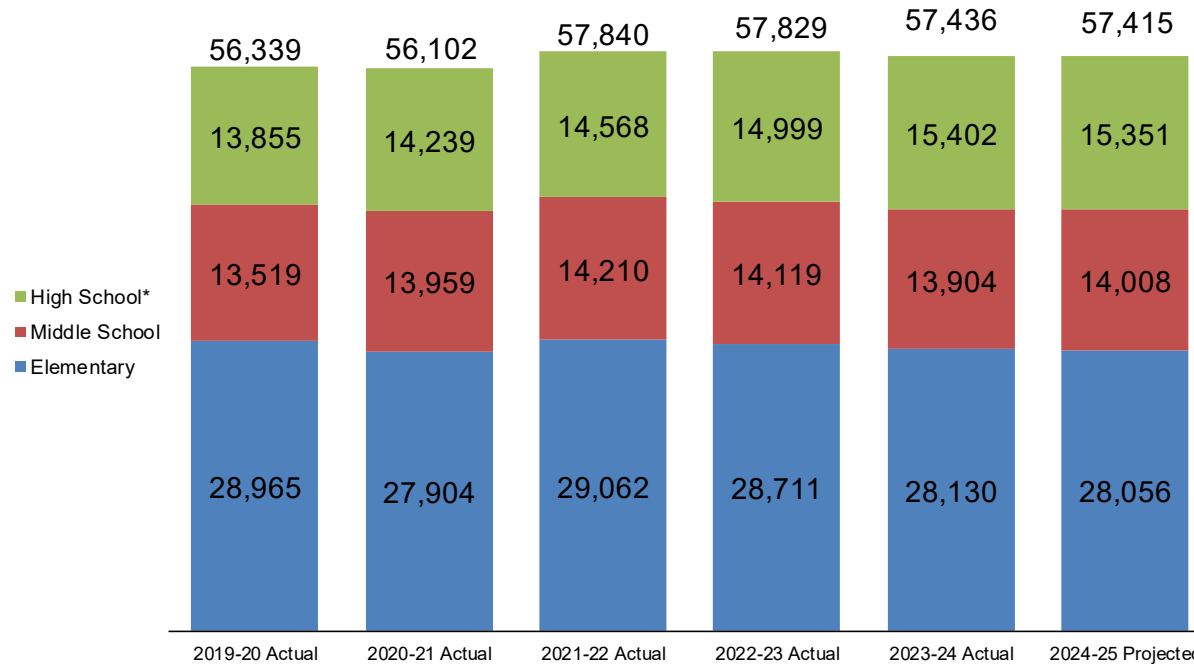
Compensation

<u>Compensation Type</u>	<u>Amount Invested</u>
Steps (salary levels)	\$ 6,800,000
Lanes (educational advancement)	1,100,000
Pay Increases	14,800,000
	<u>\$ 22,700,000</u>

Cost of a 1% wage increase \$4,800,000

Enrollment

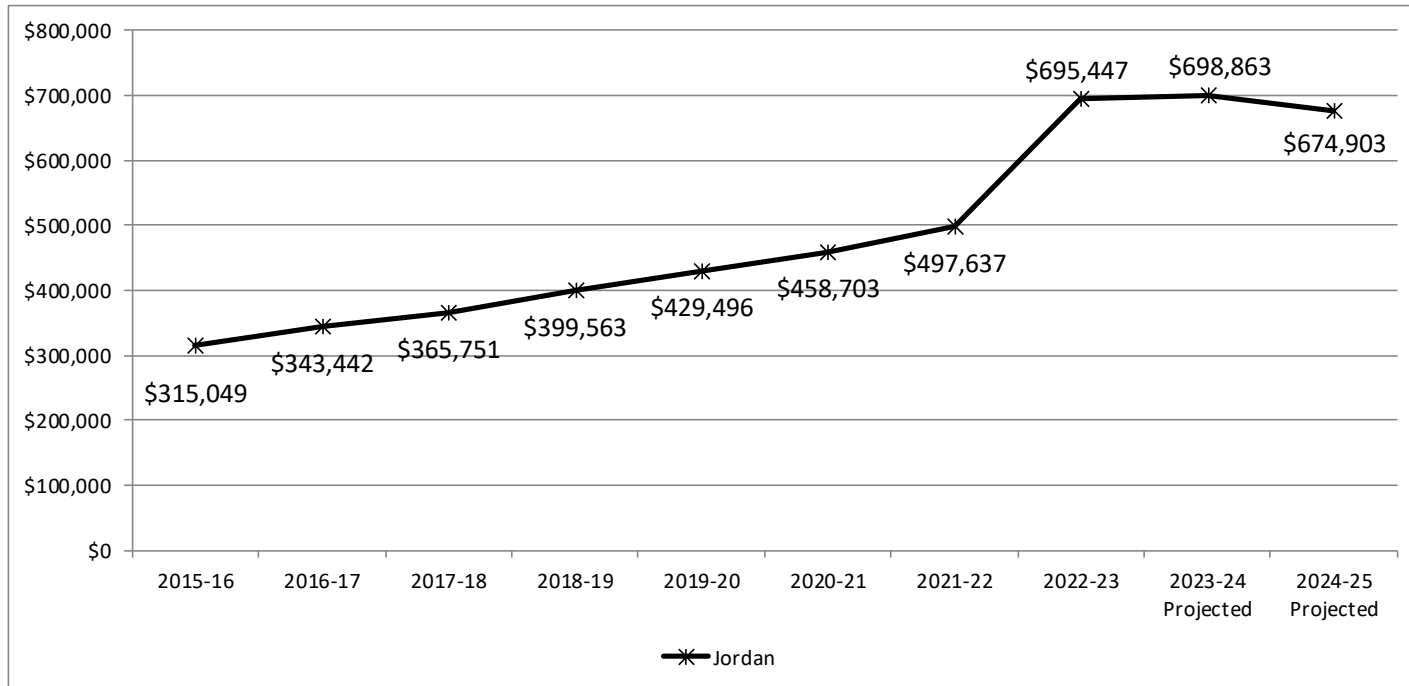
The 2024-25 projected enrollment represents an decrease of 21 students (-0.04%) from the October 1, 2023 enrollment



*Includes special schools enrollment

Assessed Valuation per Student

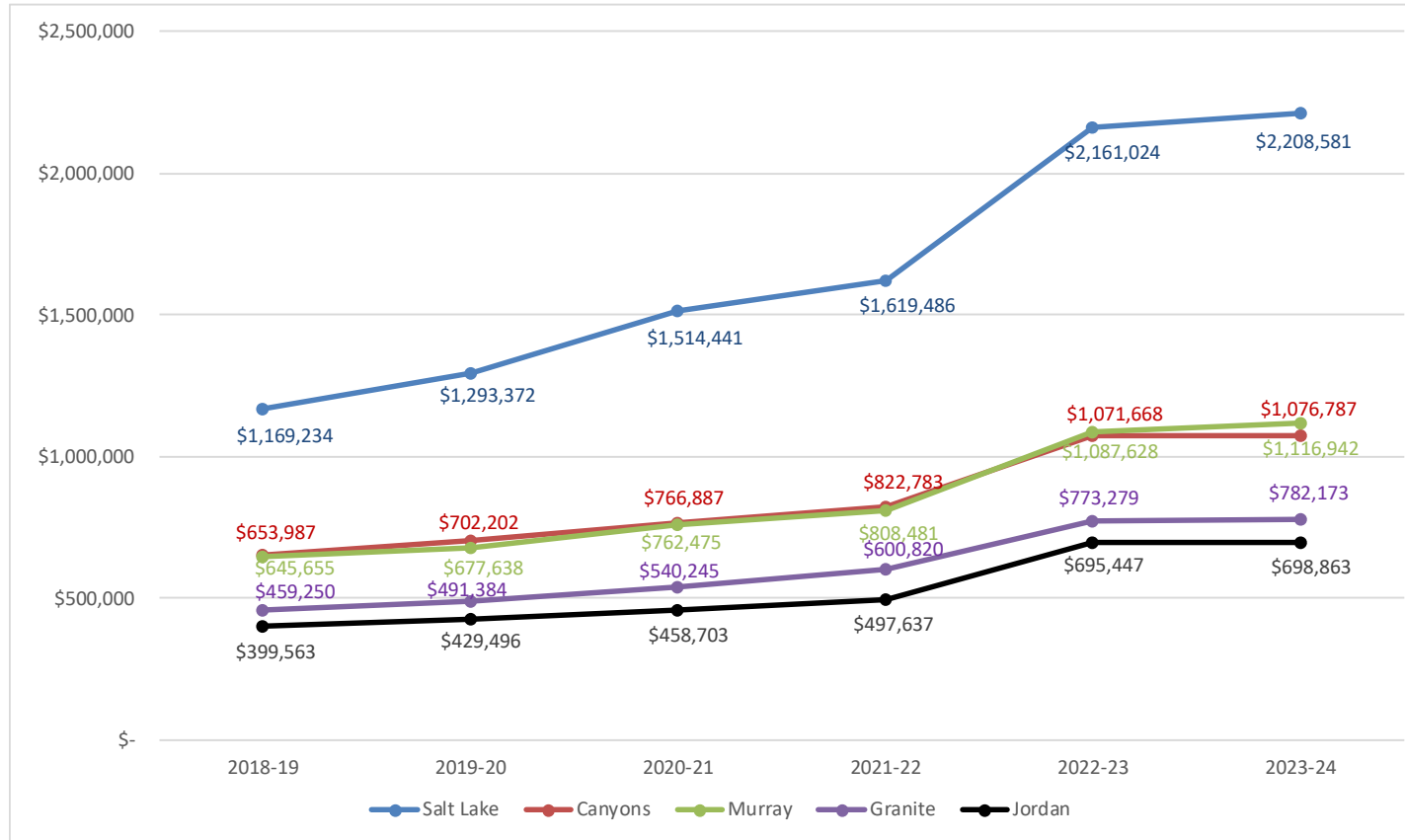
Jordan School District



Data Source for 2015-16 through 2023-24: Utah State Board of Education

Assessed Valuation per Student

School Districts in Salt Lake County Six-Year Comparison



Data Source: Utah State Board of Education

AV per Student Yield

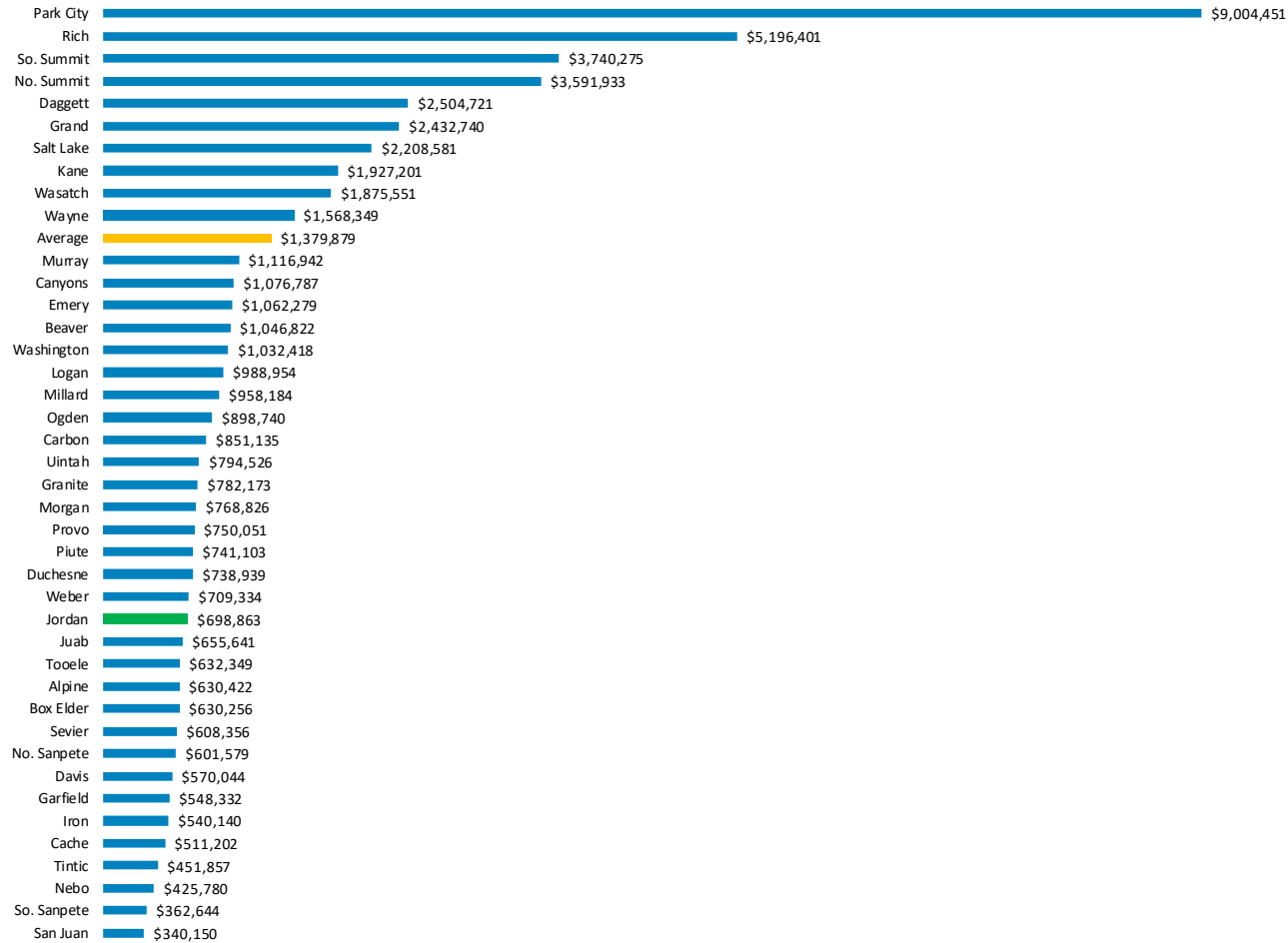
School Districts in Salt Lake County
2023-24 Comparison

	<u>AV / Student*</u>	<u>0.001 Tax Yield / Student</u> (\$55 / \$100K)	<u>\$ Generated / Student at JSD Tax Levy</u> 0.004331	<u>\$ Amount / Student > JSD</u>
Salt Lake	\$ 2,208,581	\$ 2,209	\$ 9,565	\$ 6,539
Canyons	1,076,787	1,077	4,664	1,637
Murray	1,116,942	1,117	4,837	1,811
Granite	782,173	782	3,388	361
Jordan	698,863	699	3,027	-

*Data Source: Utah State Board of Education

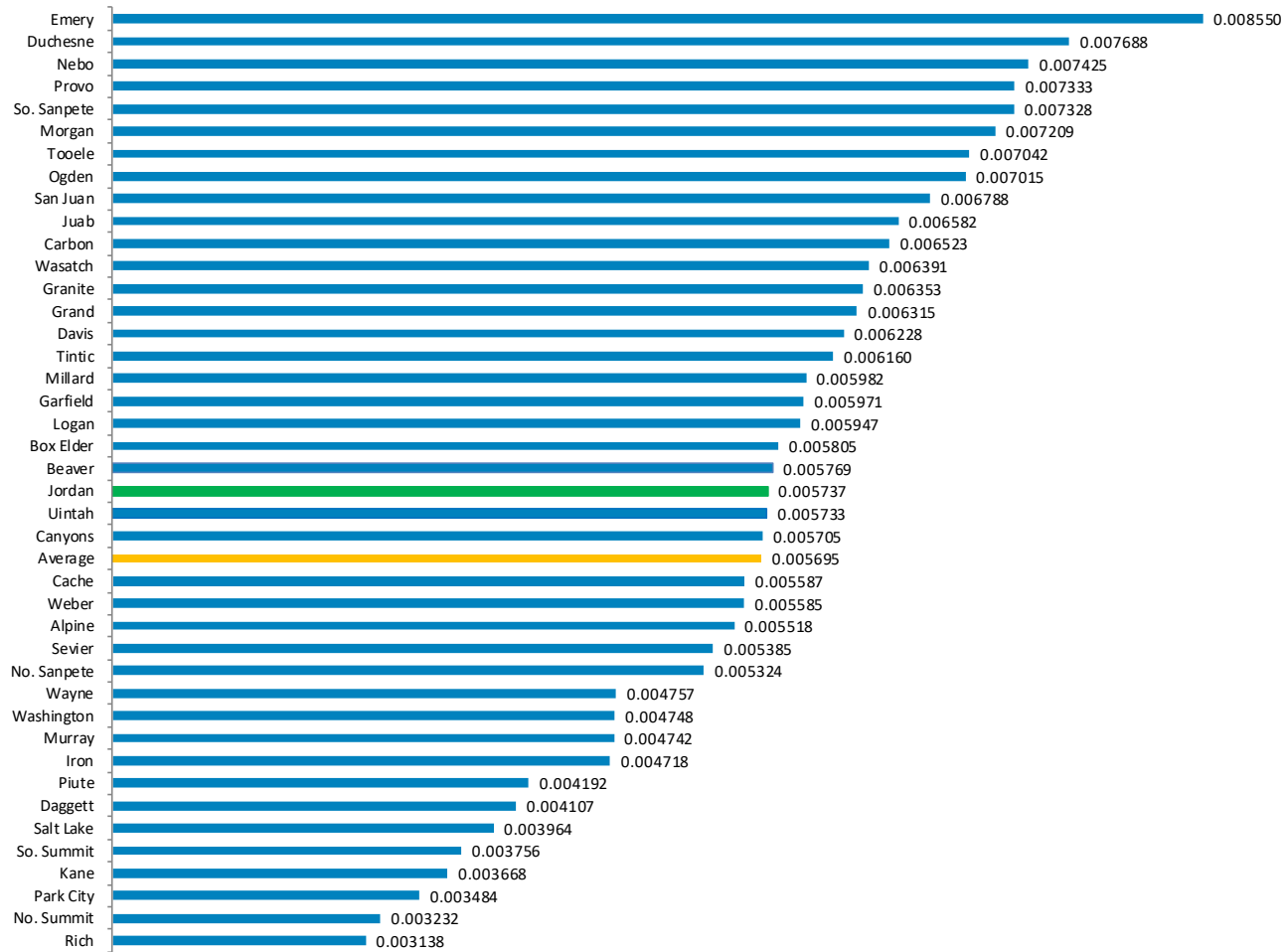
AV per Student

Statewide School Districts – 2023-24 Comparison



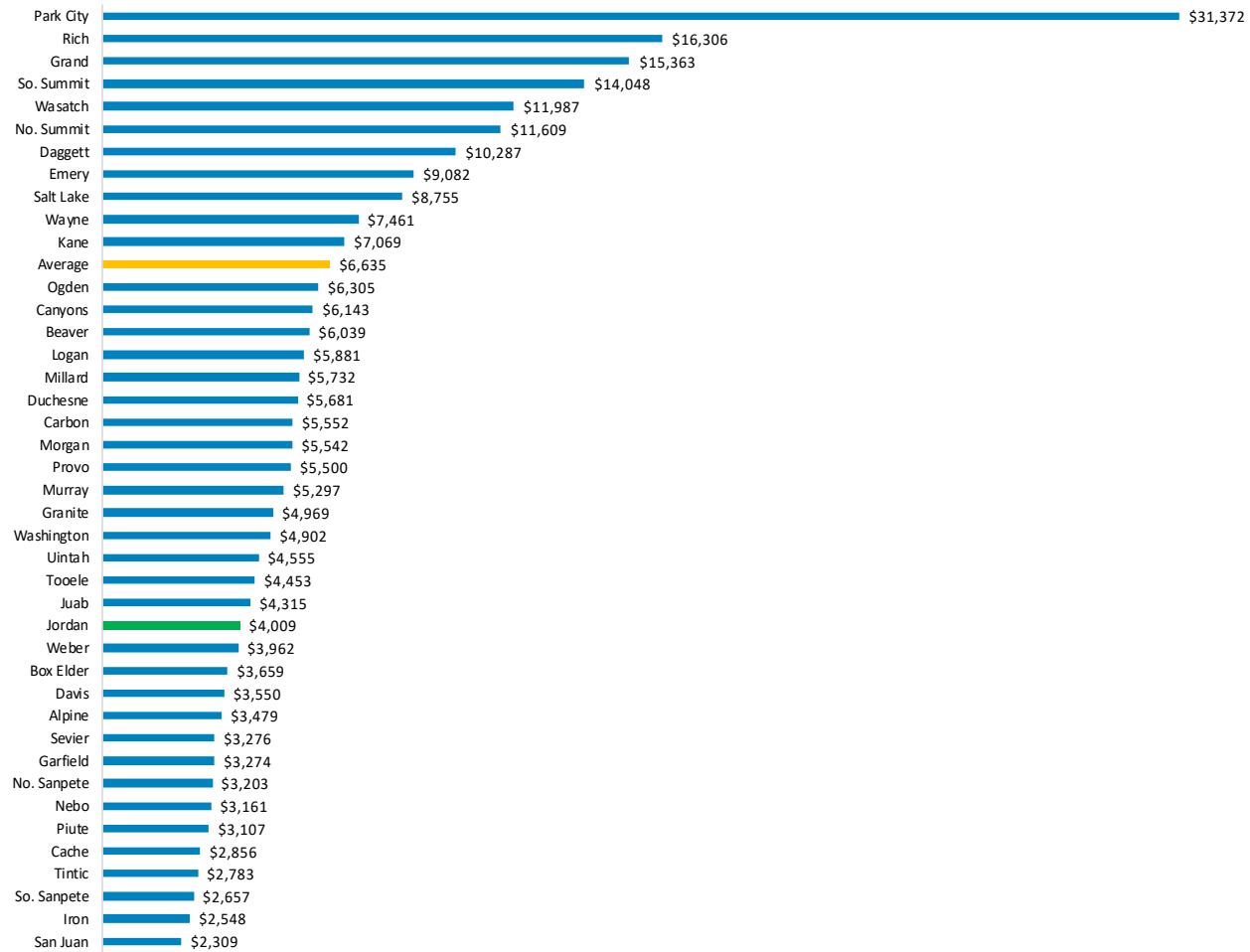
Tax Rates

Statewide School Districts – 2023-24 Comparison



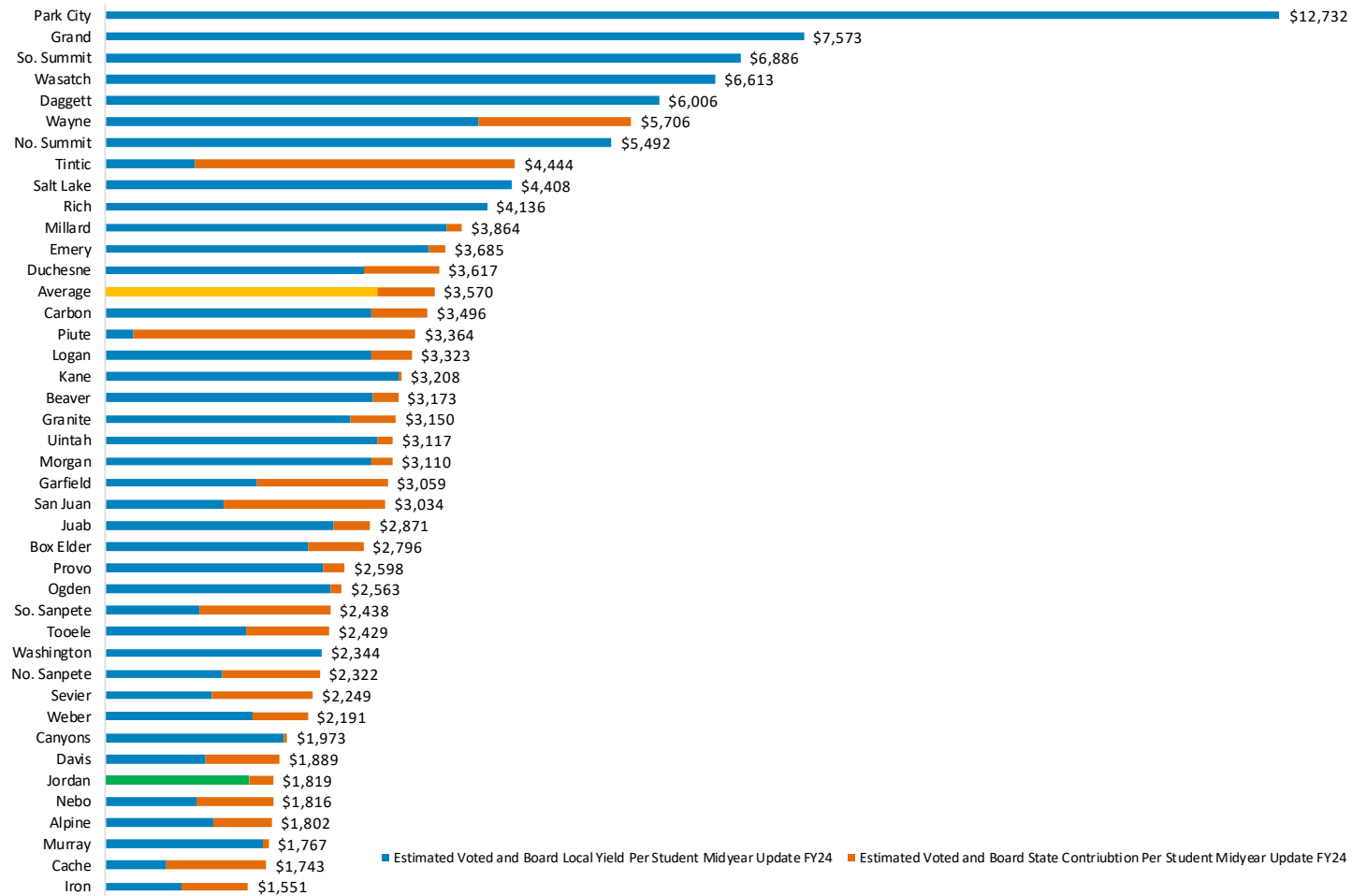
Total Tax Yield

Statewide School Districts – 2023-24 Comparison



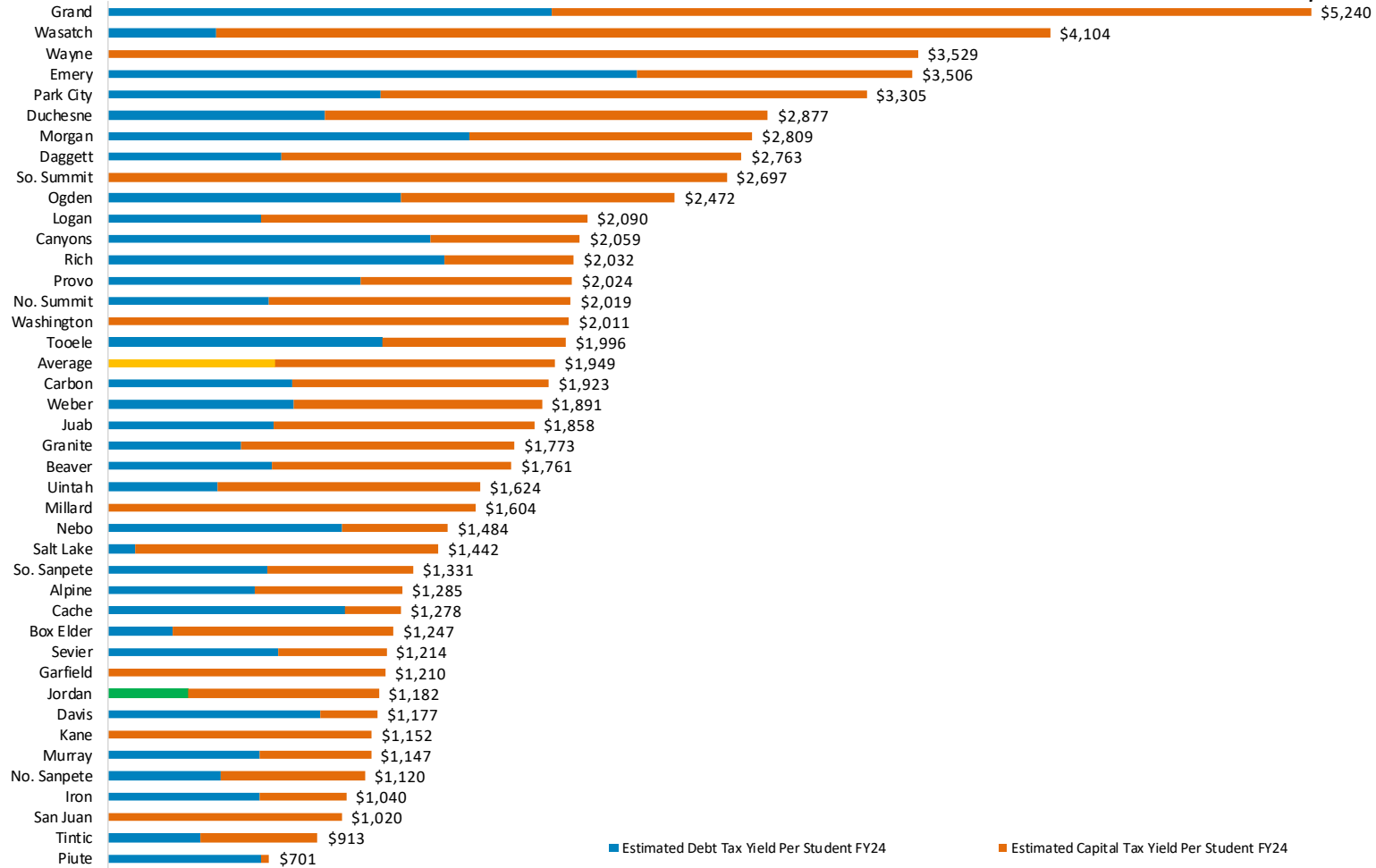
Operational Yield

Statewide School Districts – 2023-24 Comparison



Facilities Yield

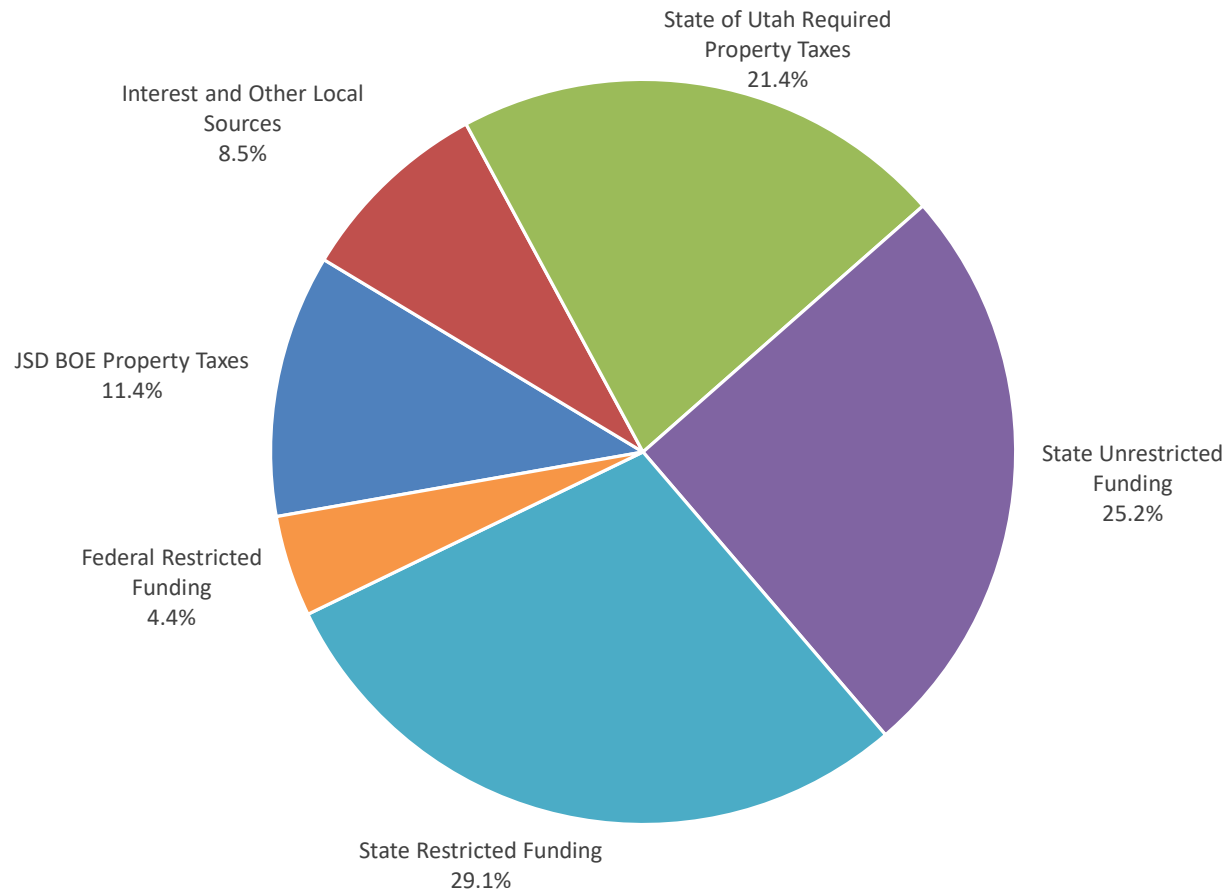
Statewide School Districts – 2023-24 Comparison



Financial Overview

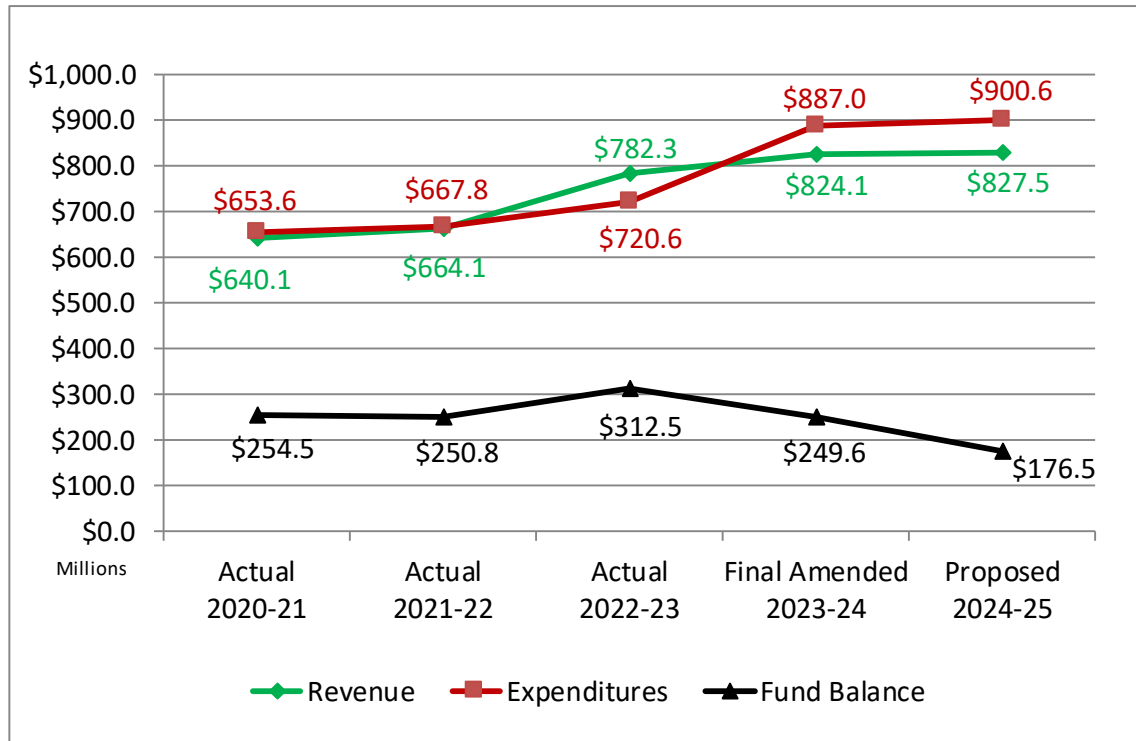
District-wide
General Fund
Debt Service Fund
Capital Projects Fund
Nutrition Services Fund
Self-Insurance Fund
Pass-Through Taxes Fund
Jordan Education Foundation Fund
Student Activities Fund

District-wide Revenue Sources FY25



District-wide

Financial Overview



- Notes:
- 1) The 2023-24 estimated revenues are overstated by the deferred revenue that will be determined as of June 30, 2024.
 - 2) The 2023-24 estimated expenditures are overstated by the deferred revenue and school carry-overs that will be determined as of June 30, 2024.
 - 3) The 2024-25 estimated expenditures are overstated by contingencies.
 - 4) Fund balance amounts are as of the end of the fiscal year indicated.

General Fund

- *Purpose*
 - Salaries and benefits
 - Textbooks and supplies
 - Utilities

General Fund

Fund Balance Details

	Proposed 2024-25	<u>Purpose</u>
Inventories	\$ 1.4	Inventory items
Economic Stabilization	31.1	Rainy day fund
Personnel	10.0	Health insurance
Compensated Absences	6.2	Vacation accrual*
Retiree Benefits	<u>15.2</u>	Frozen retirement reserve*
TOTAL	<u>\$ 63.9</u>	
	Millions	

* On November 23, 2010, the Board of Education committed fund balance to fully cover these benefits.

General Fund

Budget Fund Balance Details

FUND BALANCE	<u>Actual 2022-23</u>	<u>Final Amended 2023-24</u>	<u>Proposed 2024-25</u>
Nonspendable			
Inventories	\$ 1,331,767	\$ 1,400,000	\$ 1,400,000
Restricted for			
Programs	2,045,463	-	-
Committed to			
Contractual Obligations	3,216,532	-	-
Economic Stabilization*	29,000,000	31,100,000	31,100,000
Compensated Absences	6,079,945	6,200,000	6,200,000
Retiree Benefits, Actuary	10,024,149	8,428,676	7,115,462
Retiree Benefits, District*	11,407,862	9,592,153	8,097,666
West Jordan Feeder	1,476,410	-	-
Assigned to			
Educational Programs*	8,550,252	-	-
Personnel*	53,673,960	10,000,000	10,000,000
Unassigned*	<u>20,966,339</u>	<u>79,401,941</u>	<u>-</u>
Total Fund Balance	\$ <u>147,772,679</u>	\$ <u>146,122,770</u>	\$ <u>63,913,128</u>

* Unrestricted fund balance for the 21-25% calculation

General Fund

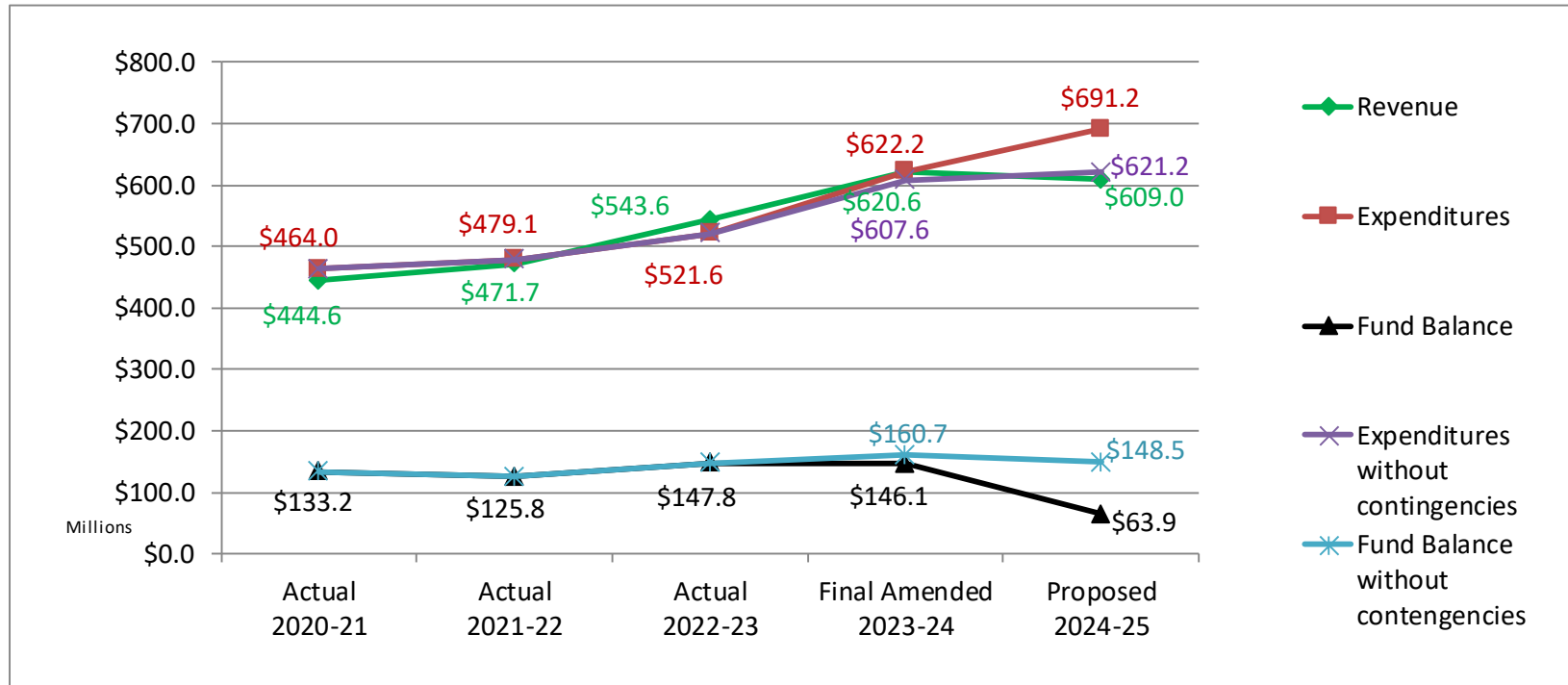
Without Contingencies & Carryovers Fund Balance Details

FUND BALANCE	Actual 2022-23	Final Amended 2023-24	Proposed 2024-25
Nonspendable			
Inventories	\$ 1,331,767	\$ 1,400,000	\$ 1,400,000
Restricted for			
Programs	2,045,463	2,045,463	2,045,463
Committed to			
Contractual Obligations	3,216,532	3,216,532	3,216,532
Economic Stabilization*	29,000,000	31,100,000	31,100,000
Compensated Absences	6,079,945	6,200,000	6,200,000
Retiree Benefits, Actuary	10,024,149	8,428,676	7,115,462
Retiree Benefits, District*	11,407,862	9,592,153	8,097,666
West Jordan Feeder	1,476,410	-	-
Assigned to			
Educational Programs*	8,550,252	8,550,252	8,550,252
Personnel*	53,673,960	10,000,000	10,000,000
Unassigned*	<u>20,966,339</u>	<u>80,185,409</u>	<u>70,809,940</u>
Total Fund Balance	\$ <u>147,772,679</u>	\$ <u>160,718,485</u>	\$ <u>148,535,315</u>

* Unrestricted fund balance for the 21-25% calculation

General Fund

Financial Overview



- Notes:
- 1) The 2023-24 estimated revenues are overstated by the deferred revenue that will be determined as of June 30, 2024.
 - 2) The 2023-24 estimated expenditures are overstated by the deferred revenue and school carry-overs that will be determined as of June 30, 2024.
 - 3) The 2024-25 estimated expenditures are overstated by contingencies.
 - 4) Fund balance amounts are as of the end of the fiscal year indicated.

General Fund

Summary of Functions

Function Name/Examples of Activity

INSTRUCTION

Student classroom costs; teachers, substitutes, textbooks, supplies, etc.

SUPPORT SERVICES

Students

Nurses, psychologists, counselors, Guidance, Planning and Student Services

Instructional Staff

Curriculum, teacher professional development, media centers, testing

District Administration

Board of Education, superintendent, business administrator, administrators of schools, legal services

School Administration

Principals, assistant principals, office staff, registrars, school postage

Business

Accounting, Payroll, Purchasing, liability premiums

Operations and Maintenance

Utilities, Custodial, Maintenance, Central Warehouse, property management

Transportation

Student transportation to and from school, field trips

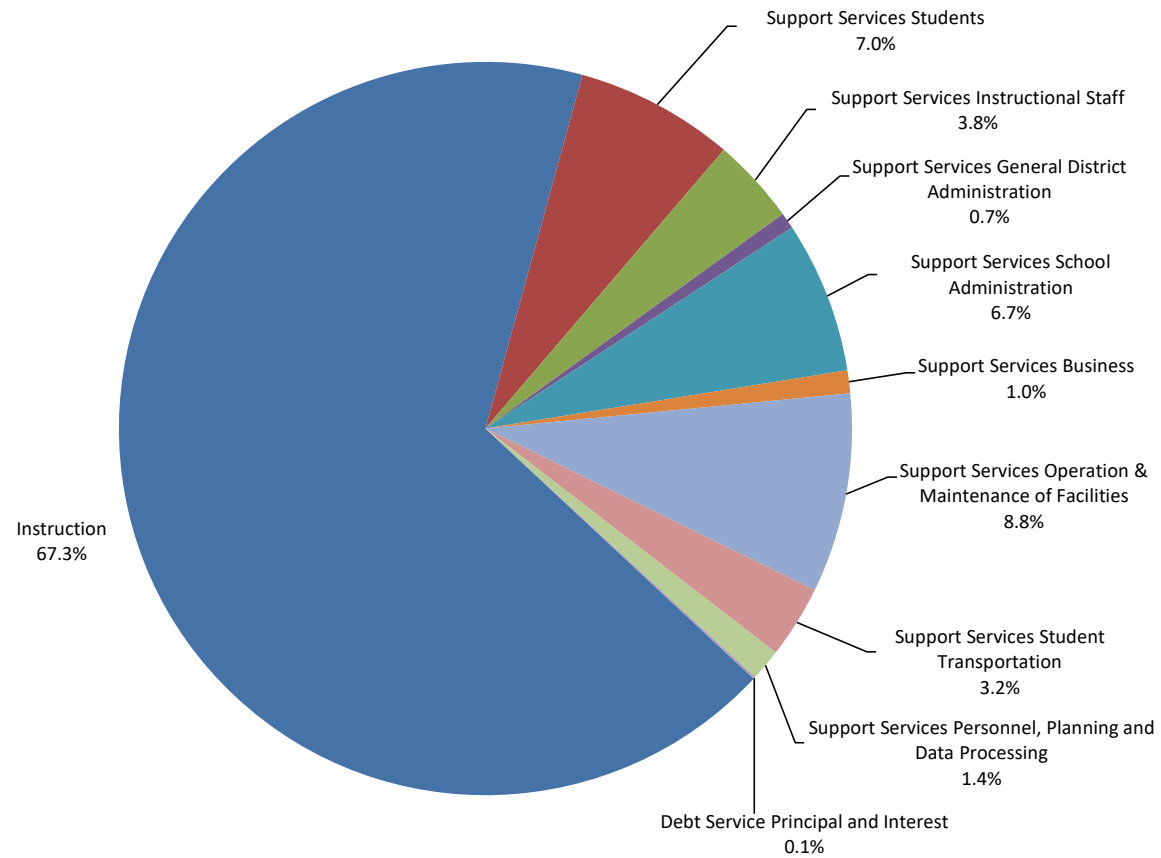
Other Central

Human Resources, Information Systems, Communications, Insurance Services

General Fund

Proposed Expenditures

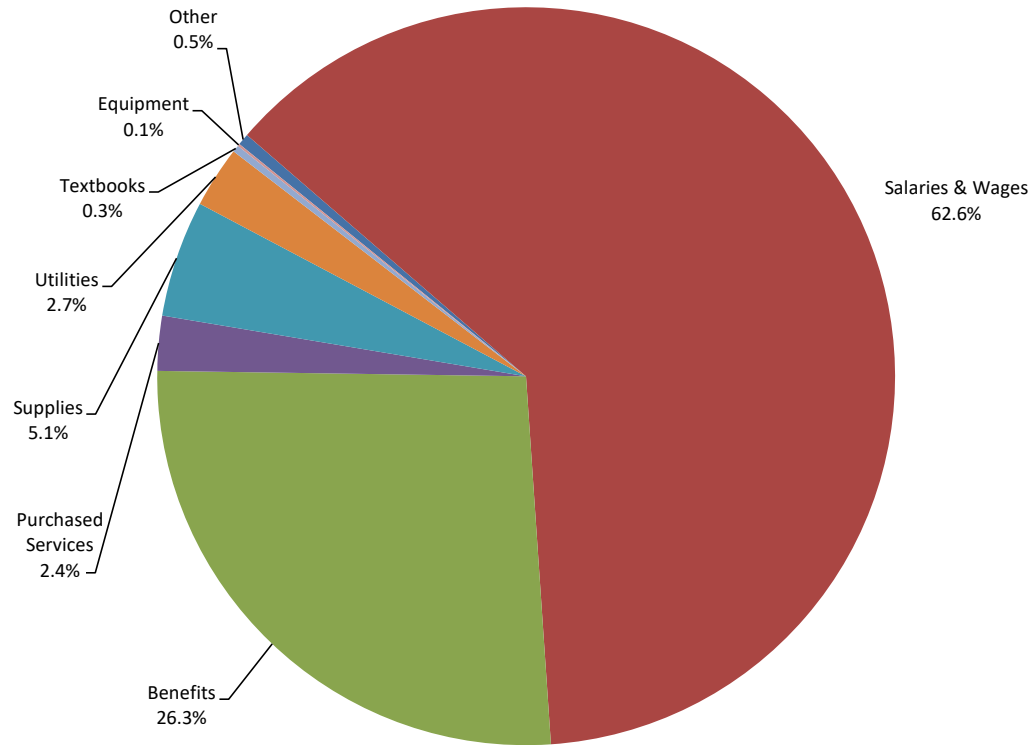
General Fund Budgeted Expenditures by Function



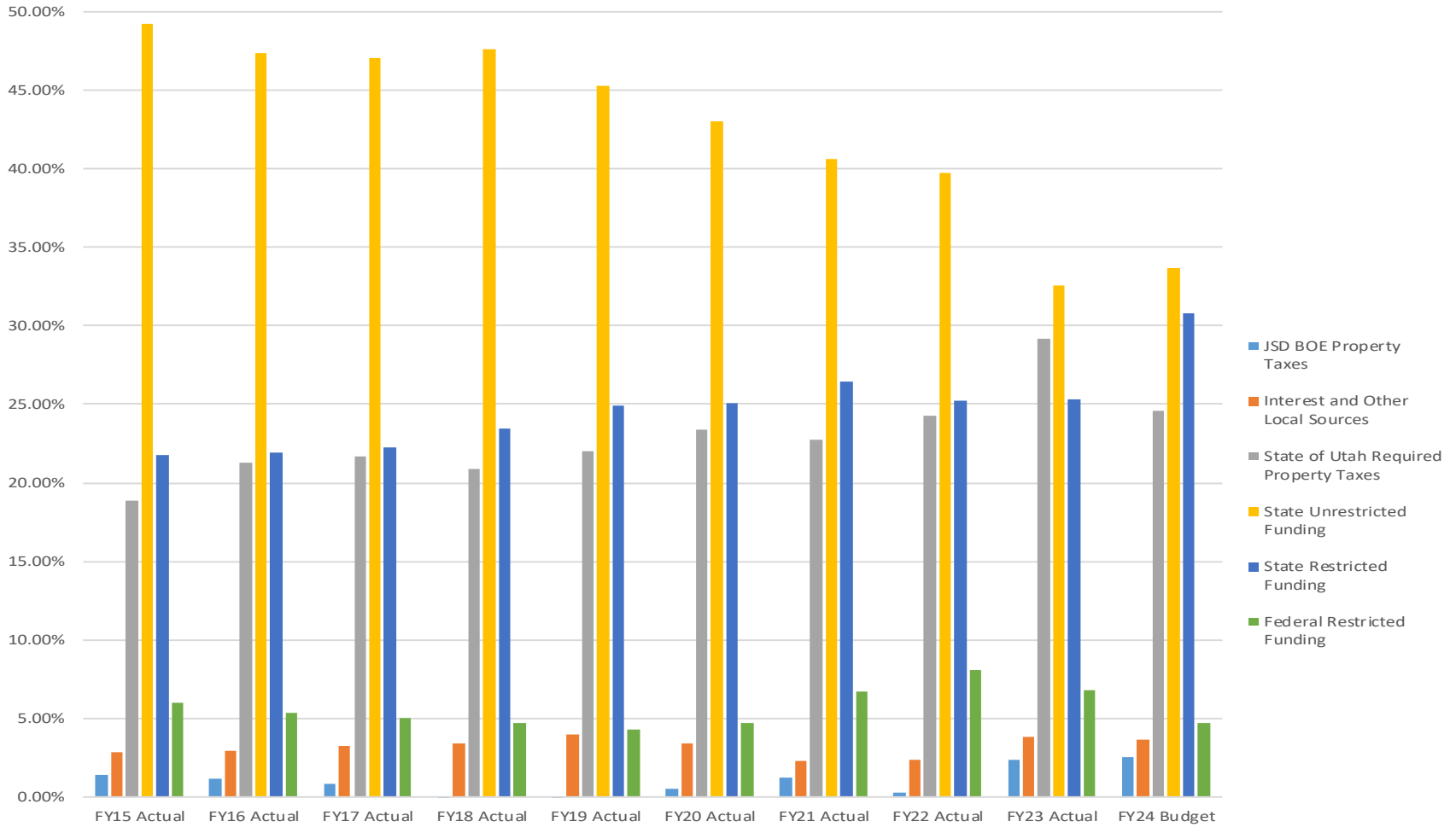
General Fund

Proposed Expenditures

Expenditures by Object



General Fund Revenue Types

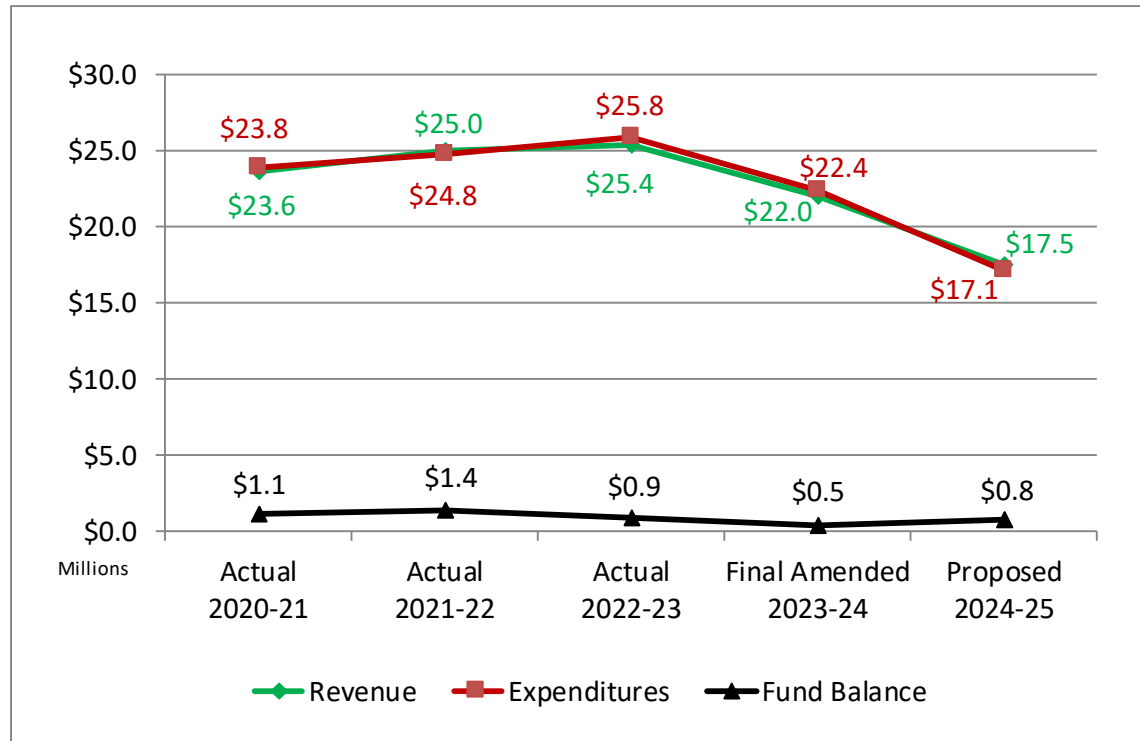


Debt Service Fund

- *Purpose*
 - Mortgage payments for general obligation bond debt

Debt Service Fund

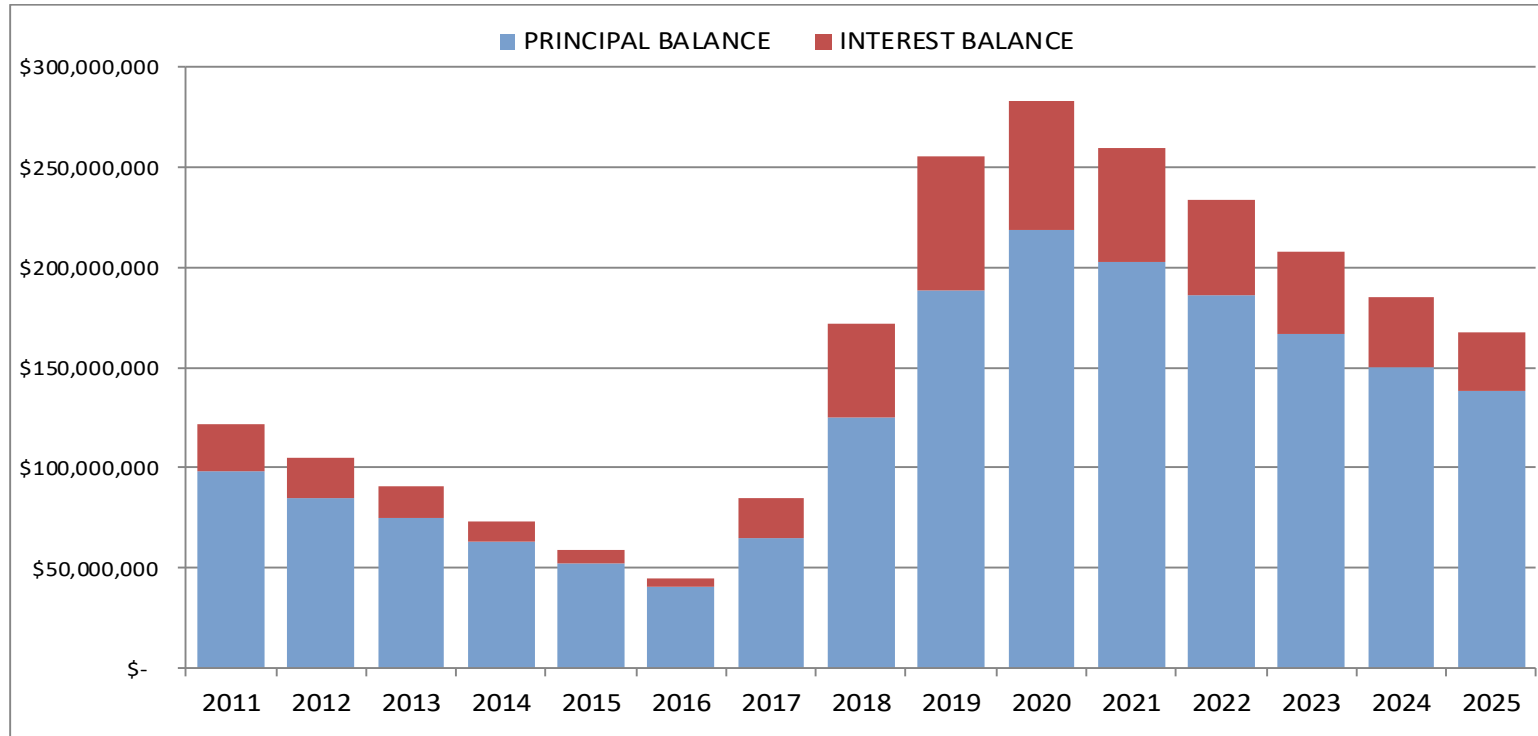
Financial Overview



Note: Fund balance amounts are as of the end of the fiscal year indicated

Debt Service Fund

Outstanding Debt – General Obligation Bonds

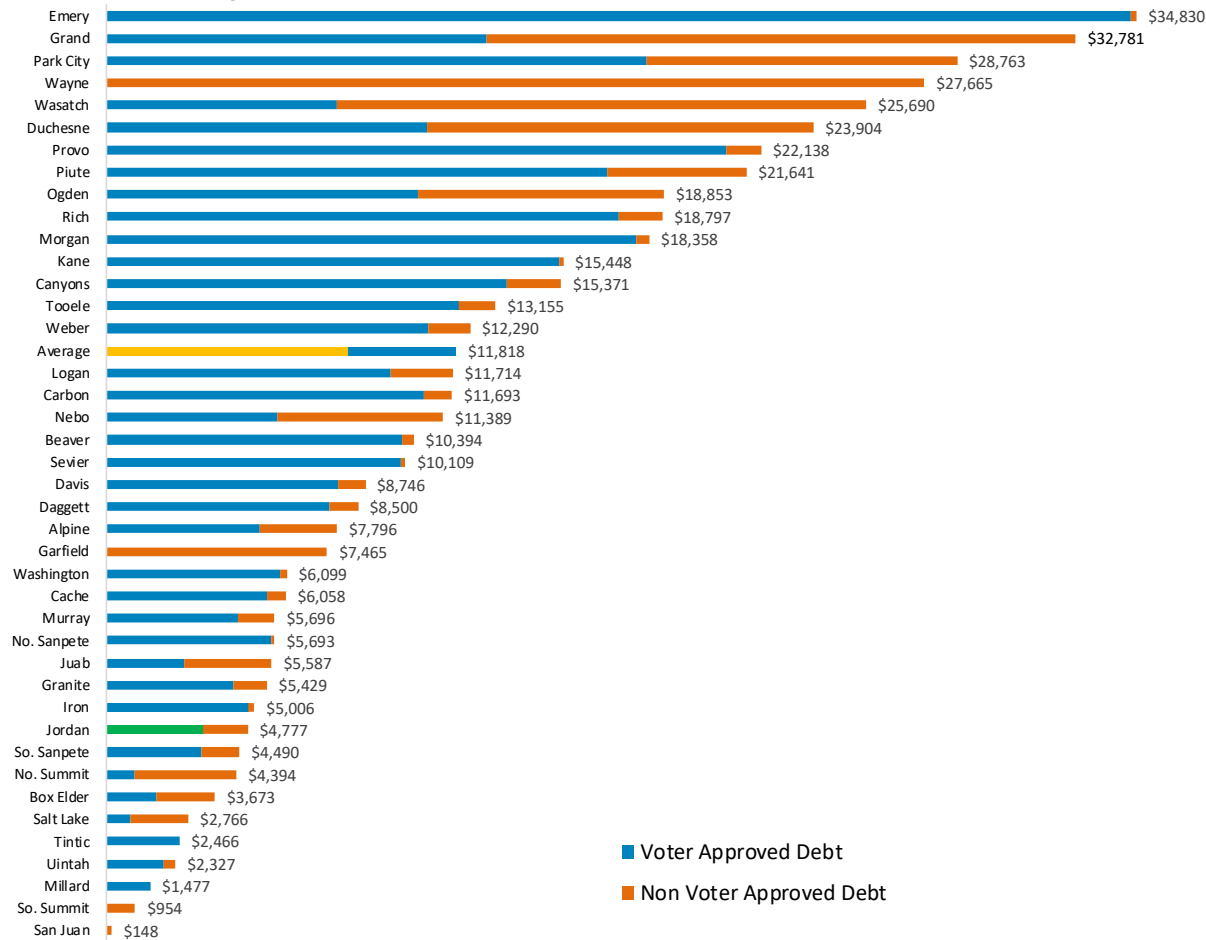


2025 Additional legal debt incurring capacity: \$2.5 billion

Note: \$65.6 million outstanding Qualified School Construction Bonds and Lease Revenue Bonds are not included above; they are repaid from the Capital Projects Fund and are due June 15, 2027, 2036, & 2039

Long Term Debt per Student

Statewide School Districts – 2022-23 Comparison

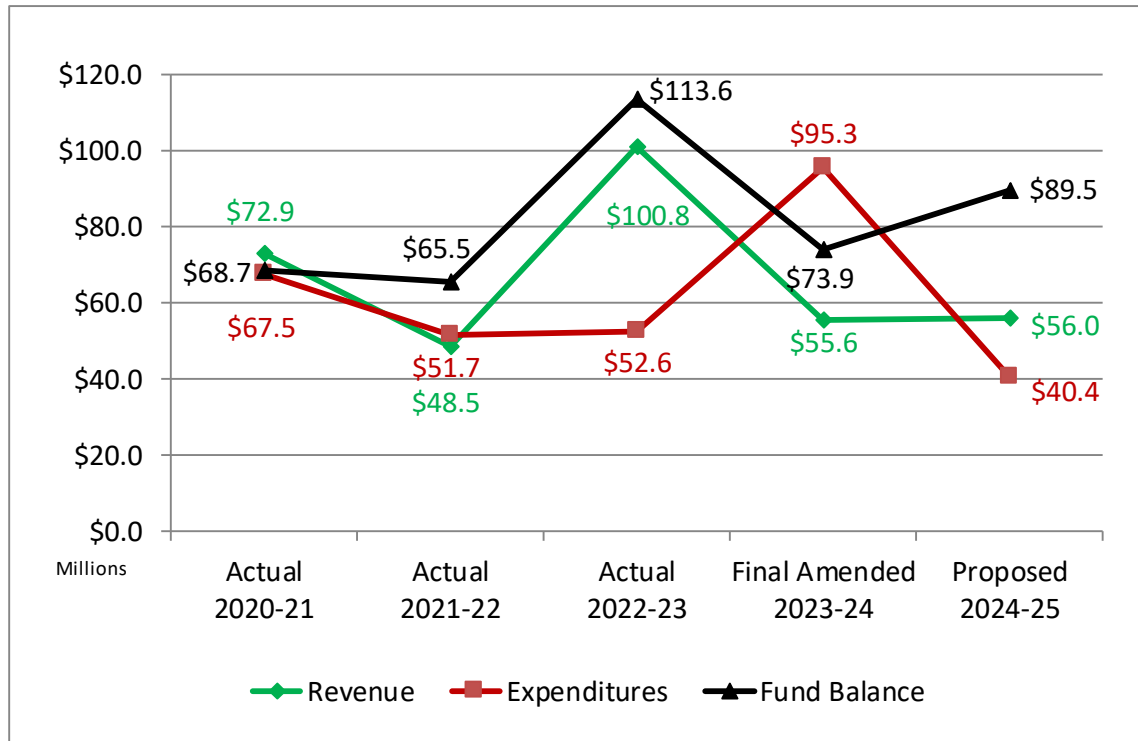


Capital Projects Fund

- *Purpose*
 - Building, remodeling and renovation
 - New construction
 - Equipment purchases
 - Buses
 - Lease revenue bond payments

Capital Projects Fund

Financial Overview



Note: Fund balance amounts are as of the end of the fiscal year indicated

Construction Projects

- Juniper Elementary to relieve Ridge View Elementary
 - Funded with Lease Revenue Bonds February 2023
 - Scheduled to open August 2024
 - 4th, 5th, and 6th grades (K-3 remain at Ridge View)

Nutrition Services Fund

- *Purpose*

- School lunch and breakfast programs

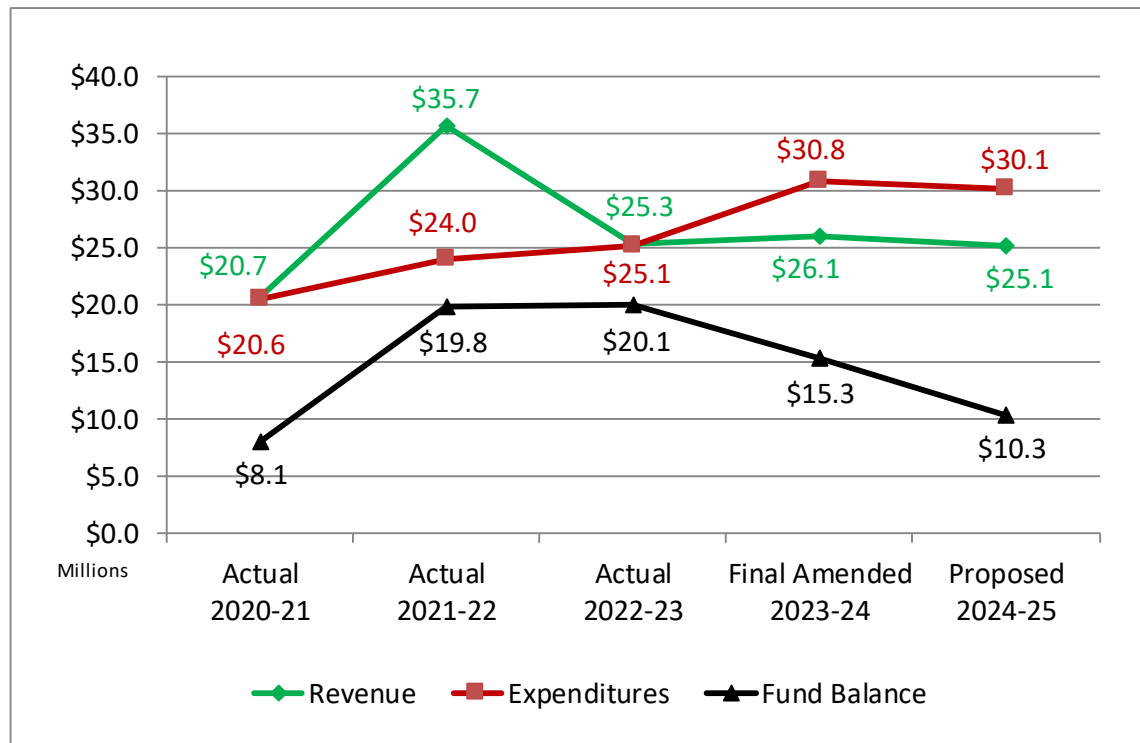
Note:

- 1) Local property taxes are not involved in the operation of the Nutrition Services program
- 2) Last time meal prices were increased was for the 2023-24 year

	<u>2023-24</u>	<u>Proposed 2024-25</u>	<u>Change From Prior Year</u>
Lunch			
Elementary	\$ 2.00	\$ 2.00	\$ -
Secondary	2.25	2.25	-
Reduced Price	0.40	0.40	-
Adult	4.10	4.10	-
Breakfast			
Elementary	1.05	1.05	-
Secondary	1.25	1.25	-
Reduced Price	0.30	0.30	-
Adult	2.50	2.50	-

Nutrition Services Fund

Financial Overview



Note: Fund balance amounts are as of the end of the fiscal year indicated

Self-Insurance Fund

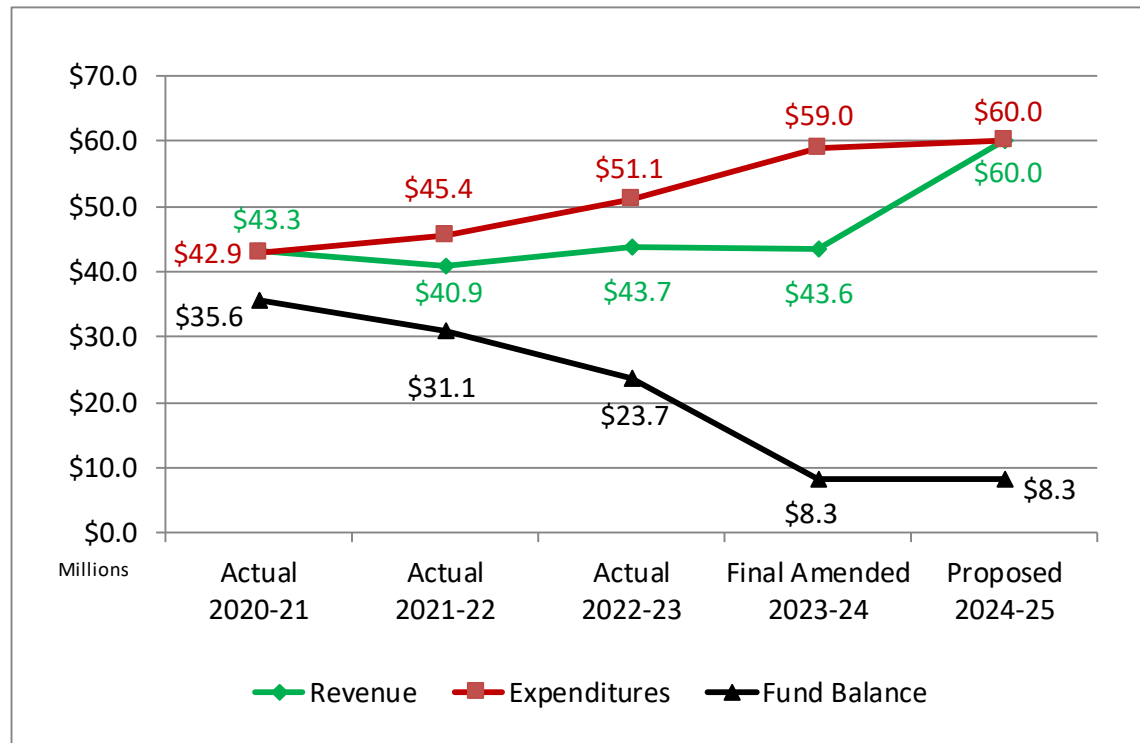
- *Purpose*
 - Health and Accident
 - Workers' Compensation
 - Disability
 - Life Insurance

Note:

- 1) Premium increases for the 2024-25 fiscal year
- 2) Last premium increase was for the 2015-16 fiscal year (nine years ago)

Self-Insurance Fund

Financial Overview



Note: Fund balance amounts are as of the end of the fiscal year indicated

Self-Insurance Fund

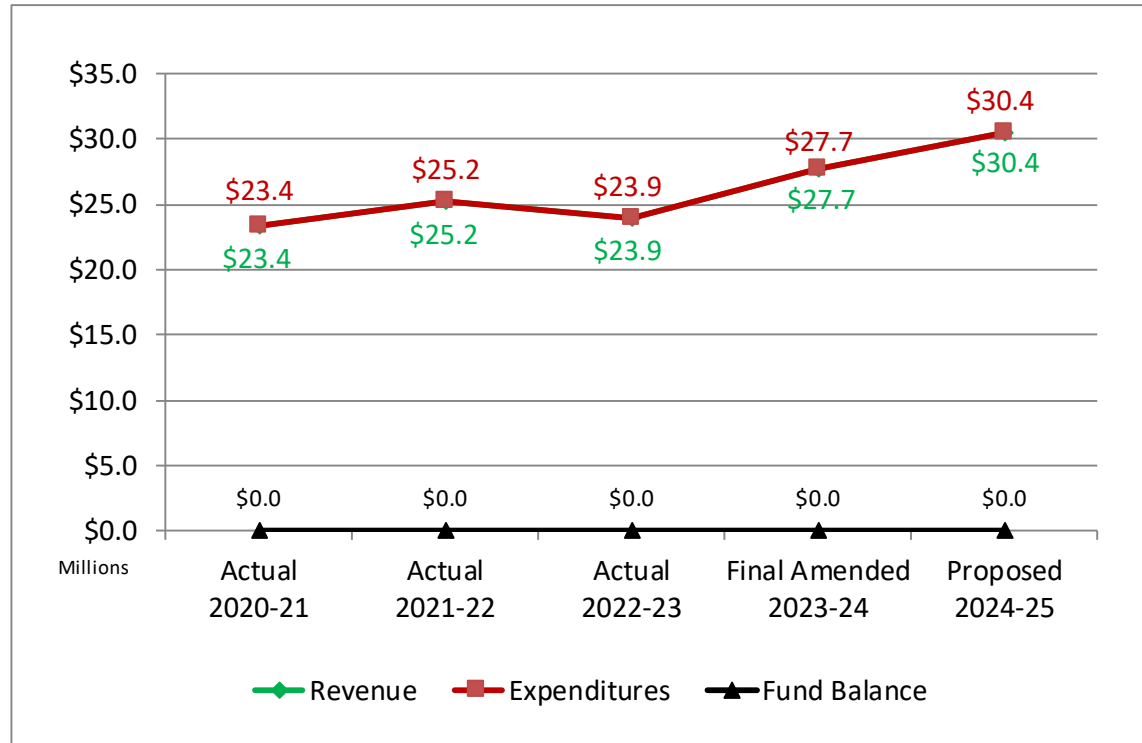
- Increased Deductibles
 - Traditional Plan increased \$1,000/\$2,000/\$3,000
 - Value Plan increased \$1,000/\$2,000/\$3,000
 - Star Plan increased \$500/\$1,000
- Increased Copays
 - Traditional Plan increased \$10
 - Value Plan increased \$10
- Increased Premiums
 - District covered full premium increases to the Value and Star Plans
 - District covered about 87% of the Traditional Plan premium increase
 - Employees on the Traditional Plan paying the remaining premium increase

Pass-Through Taxes Fund

- *Purpose*
 - Tax increment sent to municipalities is shown as both revenue and expenditure
 - Contributions to the Charter School Local Replacement Fund is shown as both revenue and expenditure

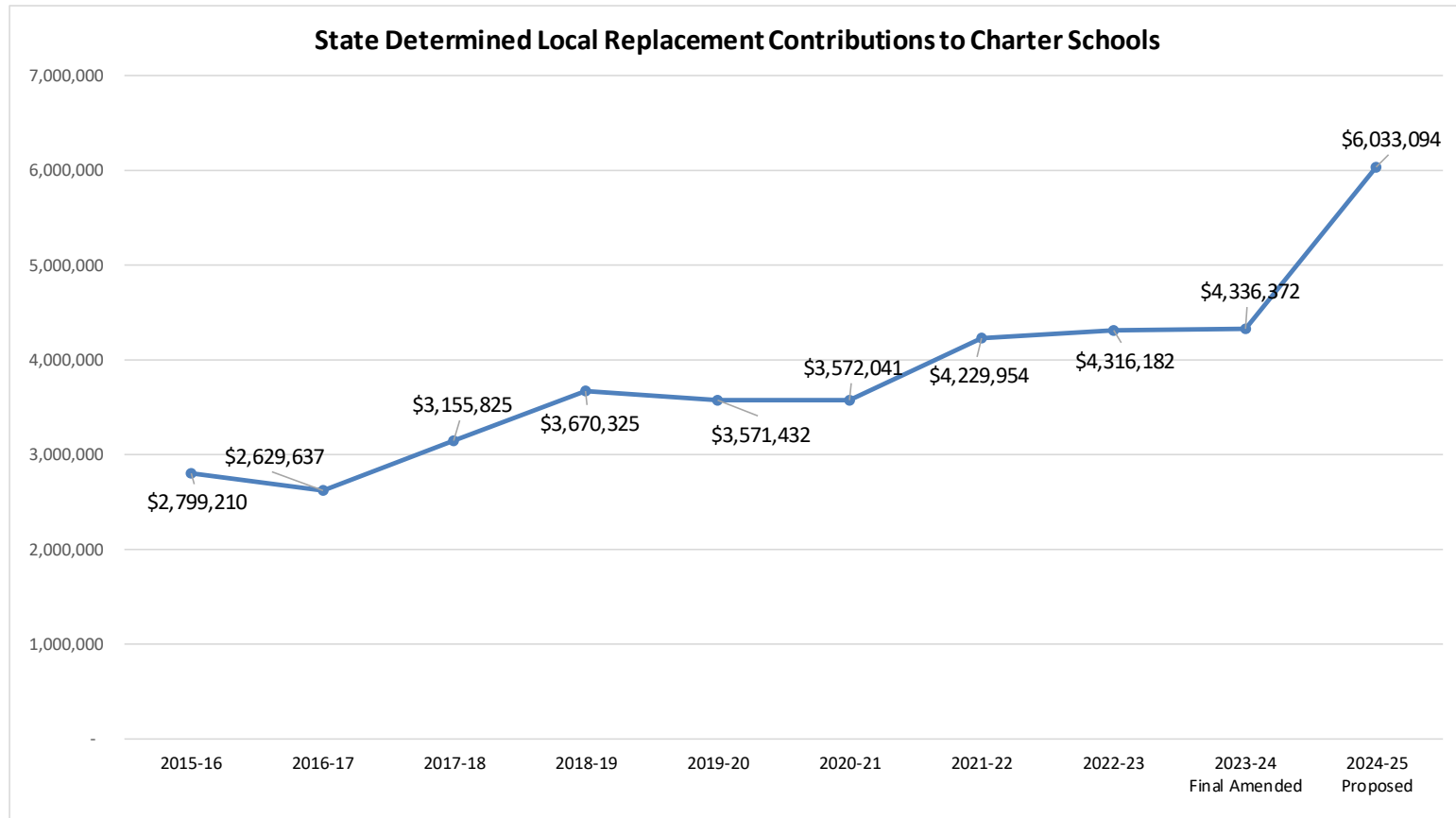
Pass-Through Taxes Fund

Financial Overview



Note: Tax revenues collected are transferred to other governmental agencies; therefore, the fund balance will always be zero.

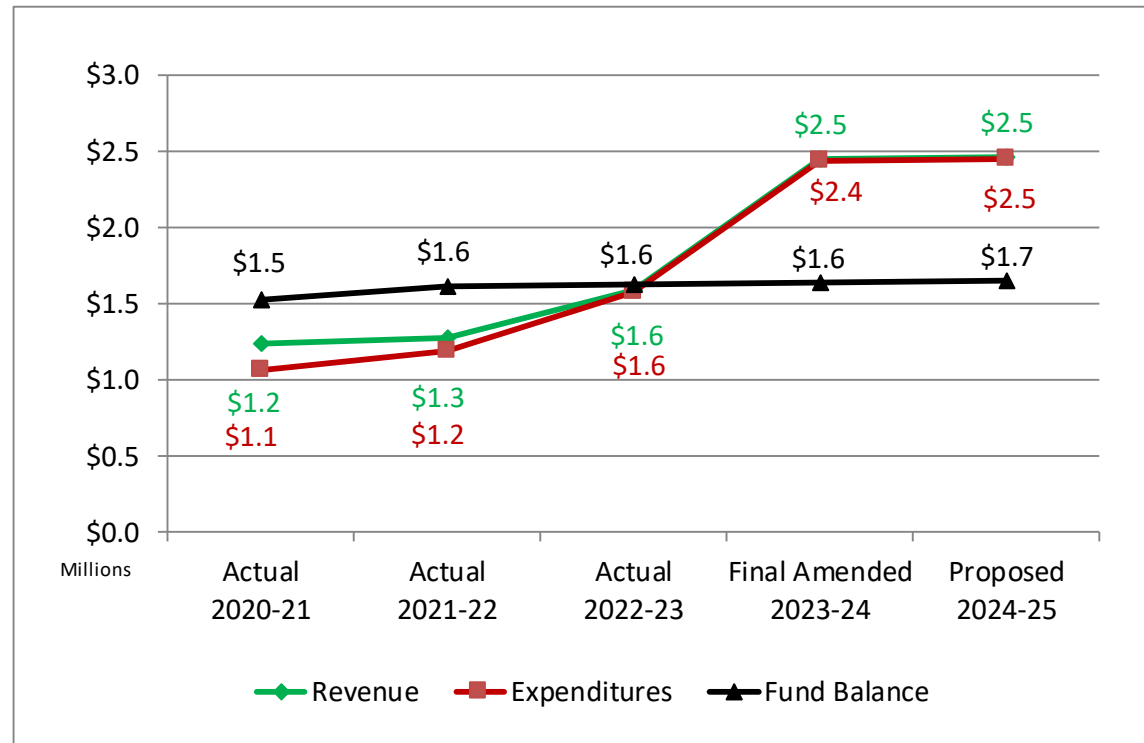
Pass-Through Taxes Fund



Jordan Education Foundation Fund

- Purpose
 - Support the mission and vision of Jordan School District
 - Community outreach to spread the word about the positive things happening within Jordan School District

Jordan Education Foundation Fund

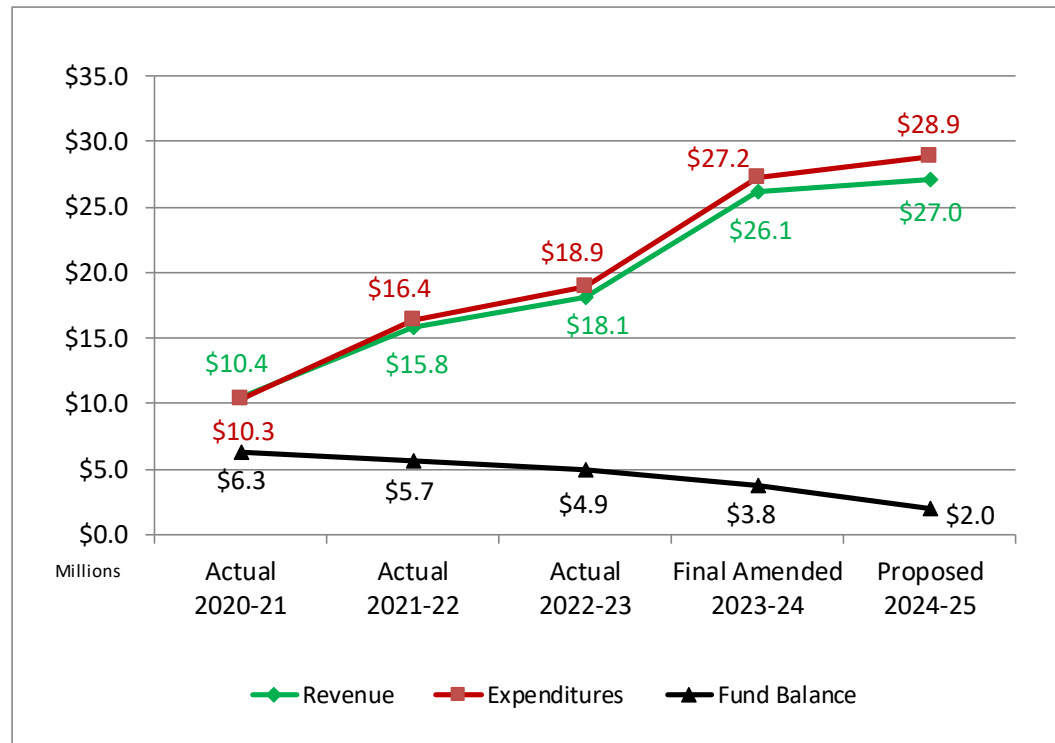


Note: Fund balance amounts are as of the end of the fiscal year indicated

Student Activities Fund

- Purpose
 - Student Fees
 - Student Activities
 - School Donations
 - School Fundraisers
 - Extracurricular Activities

Student Activities Fund



Note: Fund balance amounts are as of the end of the fiscal year indicated

Tax Rates

- The proposed 2024-25 tax rate reflects a certified tax rate with Jordan School District being revenue neutral, plus new growth.
- The actual tax rate for 2024-25 is undetermined because the State Basic Levy is still being calculated by Salt Lake County and the State Tax Commission.

Certified Tax Rate

All existing values X Certified Tax Rate = Previous Revenue

If overall values are reassessed up (or down), the certified tax rate declines (or increases) to yield the same tax proceeds from the prior year (aka Revenue Neutrality).

The previous year revenue is not increased due to inflation.

New construction increases current year revenue.

The state basic levy is set to yield what the legislature determined, and therefore is considered a certified tax rate.

The debt levy is set to pay for the debt approved by voters and is not part of the certified tax calculation.

Tax Rates

Description	Actual 2020-21	Actual 2021-22	Actual 2022-23	Actual 2023-24	Proposed 2024-25 *	Change from Prior Year
General Fund						
Basic Program (set by Legislature)	0.001628	0.001661	0.001652	0.001406	0.001484	0.000078
Voted Local Levy	0.001571	0.001600	0.001600	0.001600	0.001600	0.000000
Board Local Levy	0.000868	0.000617	0.000946	0.001040	0.000877	(0.000163)
Capital Projects Fund						
Capital Local Levy	0.001634	0.001486	0.001179	0.001187	0.001112	(0.000075)
Debt Service Fund						
General Obligation Debt	<u>0.000866</u>	<u>0.000804</u>	<u>0.000591</u>	<u>0.000504</u>	<u>0.000393</u>	<u>(0.000111)</u>
TOTAL	<u><u>0.006567</u></u>	<u><u>0.006168</u></u>	<u><u>0.005968</u></u>	<u><u>0.005737</u></u>	<u><u>0.005466</u></u>	<u><u>(0.000271)</u></u>

* The State Basic Levy has not been calculated by the Utah State Tax Commission and Salt Lake County Auditor at the time of this presentation. USBE legislative estimate is shown.

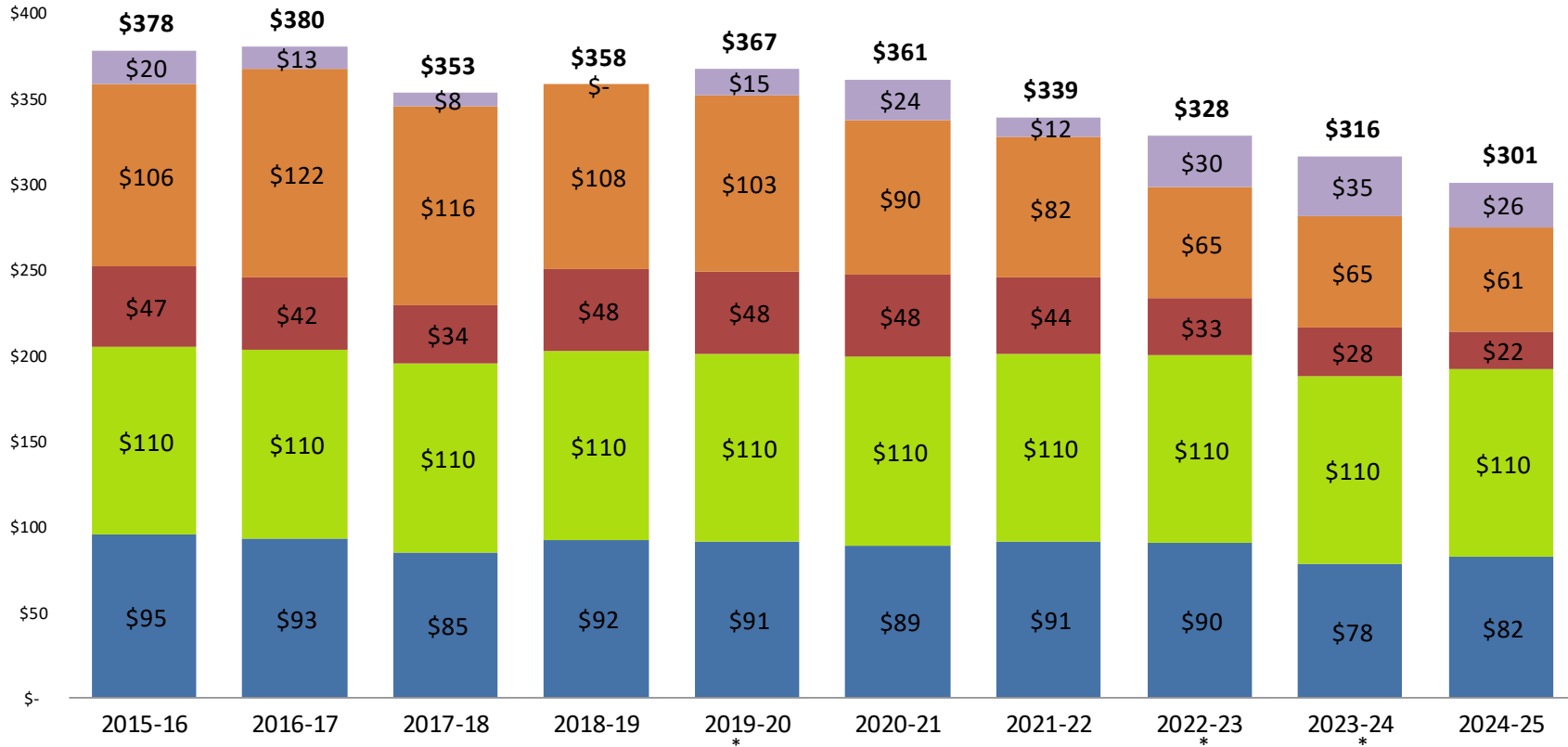
Tax Impact

<u>Tax Year</u>	<u>Average Home Value</u>	<u>* State's Basic Levy</u>	<u>JSD</u>	<u>Charter</u>	<u>Total</u>
2022 Actual	\$585,900	0.001652 \$ 532	0.004215 \$ 1,358	0.000101 \$ 33	0.005968 \$ 1,923
2023 Actual	\$582,300	0.001406 \$ 450	0.004228 \$ 1,354	0.000103 \$ 33	0.005737 \$ 1,837
2024 Estimated	\$612,700	0.001484 \$ 500	0.003852 \$ 1,298	0.000130 \$ 44	0.005466 \$ 1,842
2024 no change in Basic Levy	\$612,700	0.001406 \$ 474	0.003852 \$ 1,298	0.000130 \$ 44	0.005388 \$ 1,816

* 2024 State Basic Levy is still undetermined

Property Tax History

Property Tax Per \$100,000 of Home Value



- Board - subject to revenue neutrality and truth in taxation
- Capital - subject to revenue neutrality and truth in taxation
- Debt Service - bond payments for construction
- Voted and board - subject to revenue neutrality and truth in taxation, and state minimum funding
- Basic - set by Legislature, funds are sent to the State for reallocation to charter schools and other districts

*Truth in Taxation Hearing held

Truth in Taxation Hearing

A Truth in Taxation Hearing is
not scheduled this year.

Board Action

1. Adopt the 2023-24 final amended budget.
2. Adopt the 2024-25 proposed budget.
3. Authorize any budget adjustments necessary to reflect funds received from the Certified Tax Rate

Questions?



BUDGET

For the Year Ending June 30, 2025

This document is the tentative proposed budget for Board of Education approval on June 11, 2024. The final budget document will be available in early July after the final tax rates have been received from the Utah State Tax Commission and the Salt Lake County Auditor's Office. In the event the Board of Education decides to hold a Truth in Taxation hearing, the final budget book will not be available until late August, after the hearing.

7387 South Campus View Drive
West Jordan, Utah 84084
801-567-8100
www.jordandistrict.org



7387 S. Campus View Drive
West Jordan, Utah 84084-5500
www.jordandistrict.org

June 2024

To Jordan School District Patrons:

The following pages contain the 2024-25 Jordan School District budget with many charts and graphs to assist the reader in understanding the District's budgetary trends.

Patrons are invited to review the budget and provide comment at a public hearing held on June 11, 2024, at 6:00 p.m. in the Board Room at the Jordan Academy for Technology and Careers South Campus (JATC South) located at 12723 S. Park Avenue, Riverton, Utah.

The 2024-25 budget document is available for public inspection in the office of the Business Administrator and at jordandistrict.org. For additional information about the budget, call the office of the Business Administrator 801-567-8120. Comments or suggestions should be addressed to the Jordan Board of Education, Jordan School District, 7387 S. Campus View Drive, West Jordan, Utah, 84084.

TABLE OF CONTENTS

	<u>Page</u>
District-Wide Financial Overview	
Revenue and Other Financing Sources and Uses	1
Ten-Year History of Revenue Funding Source Percentages	1
Local, State and Federal Funding	2
Jordan School District Tax Rates	2
Jordan School District's Assessed Valuation	3
Assessed Valuation per Student	3
Property Tax Assessments and Collections	4
Impact of Budget on Taxpayers	4
Property Tax per \$100,000 of Home Value	5
Property Tax per Average Home Value	5
History of Weighted Pupil Unit (WPU)	6
Comparison of Changes in WPU Value and National Inflation Rate	7
Expenditures	7
Ten-Year History of Revenue and Other Financing Sources, and Expenditures	8
Total District Enrollment	8
Jordan School District Enrollment History	9
Teacher/Pupil Staffing Ratios	9
Fund Balance	10
District-Wide Financial Overview	10
Combined Statement – All Funds	12-13
General Fund – Fund 10	
Financial Overview	14
Schedule of Revenue, Other Sources of Funds, and Fund Balance by Source, and Distribution of Expenditures and Other Uses	15
Revenue Sources	16
Budgeted Expenditures by Function	16
Statement of Revenues, Expenditures and Changes in Fund Balances	17
Revenues	18

TABLE OF CONTENTS

	<u>Page</u>
Expenditures by Function, by Object	19-21
Summary of Expenditures by Function	22
Expenditures by Object	22
Expenditures by Function per Pupil	23
Expenditures by Function	23
Statement of Revenue, Expenditures and Changes in Fund Balances Without Contingencies and Carryovers	24
Major Grants Awarded	25
Number of School Buildings in Operation	26
Debt Service – Fund 31	
Financial Overview	28
Statement of Revenues, Expenditures and Changes in Fund Balances	29
Schedule of Outstanding General Obligation Bonds – General Long-Term Debt Issued by Jordan School District	30
Schedule of Outstanding General Obligation Bonds – General Long-Term Debt	31
Capital Projects – Fund 32	
Financial Overview	32
Revenue Sources	33
Expenditures.....	33
Statement of Revenues, Expenditures and Changes in Fund Balances	34
Capital Projects – Breakdown of Expenditures	35-37
Schedule of Outstanding Lease Obligation Bonds	38
Nutrition Services – Fund 51	
Financial Overview	40
Revenue Sources	41
Expenditures.....	41
Statement of Revenues, Expenditures and Changes in Fund Balances	42
Facts and Figures.....	43
School Meal Prices.....	43

TABLE OF CONTENTS

	<u>Page</u>
Student Activities – Fund 21	
Financial Overview	44
Statement of Revenues, Expenditures and Changes in Fund Balances	45
Pass-Through Taxes – Fund 26	
Financial Overview	46
Statement of Revenues, Expenditures and Changes in Fund Balances	47
Jordan Education Foundation – Fund 75	
Financial Overview	48
Statement of Revenues, Expenditures and Changes in Fund Balances	49
Internal Service Fund – Fund 60 – Health, Life, and Long-Term Disability Self-Insurance	
Financial Overview	50
Revenue Sources	51
Expenditures.....	51
Statement of Revenues, Expenditures and Changes in Retained Earnings.....	52
Five-Year Summary of Health Insurance Premium Costs	53
Ten-Year History of Health Care Expenses	54
Comparison of Large Wasatch Front School Districts	56-57
Jordan School District Local Replacement Contributions to Charter Schools	57

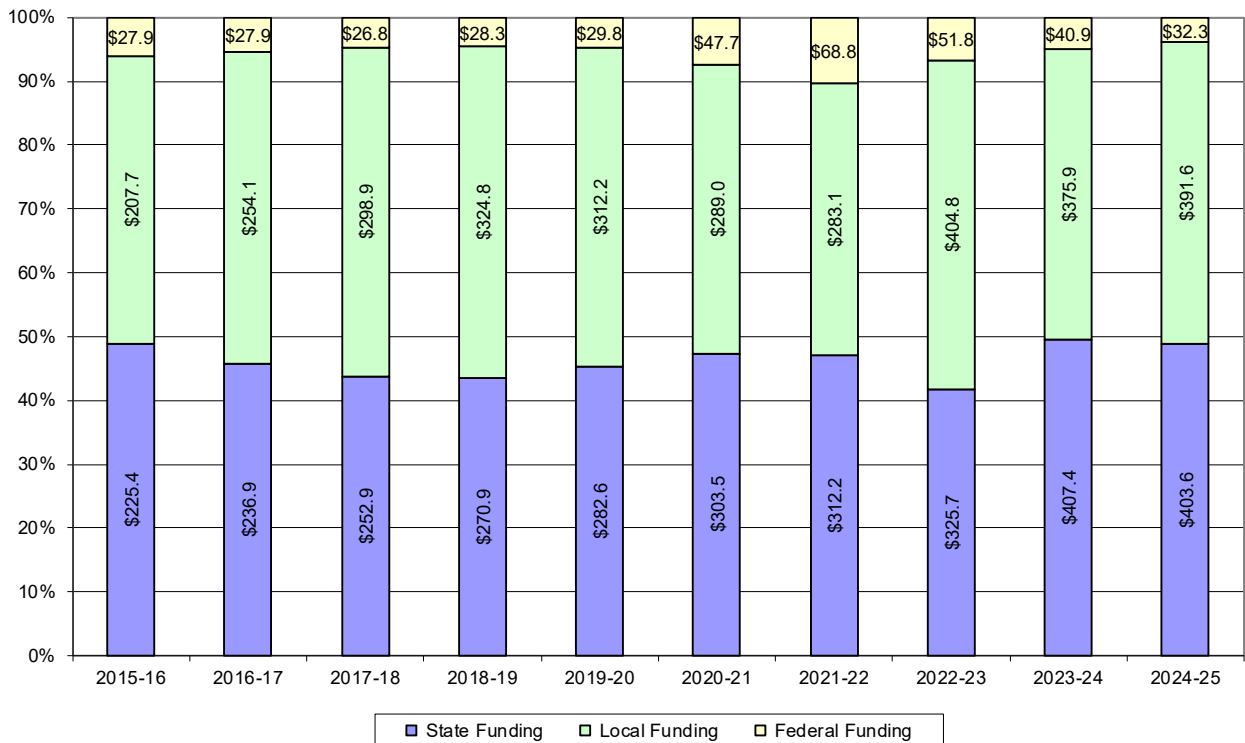
DISTRICT-WIDE FINANCIAL OVERVIEW

Information provided for District-wide revenue, expenditures, fund balance, property tax, assessed valuation, WPU, enrollment, staffing ratios

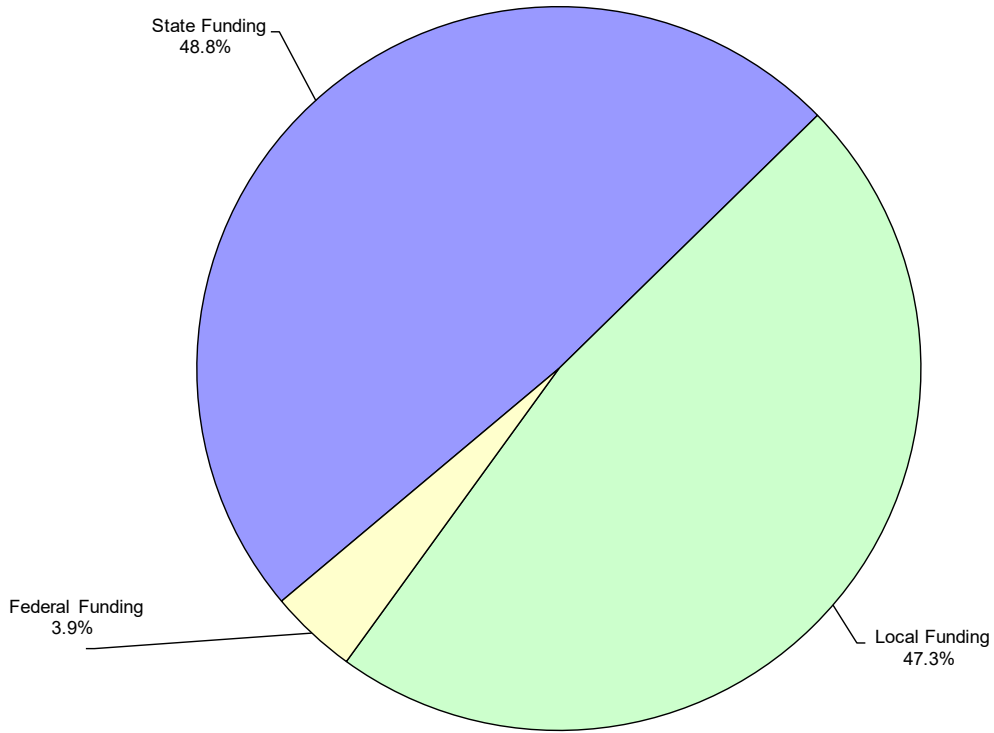
Revenue and Other Financing Sources and Uses Five-Year Comparison

	Actual 2020-21	Actual 2021-22	Actual 2022-23	Final Amended 2023-24	Proposed 2024-25	Percentage Change Increase/ (Decrease)
General	\$ 444,622,128	\$ 471,652,847	\$ 543,575,095	\$ 620,593,945	\$ 609,019,821	-1.87%
Student Activities	10,408,890	15,788,393	18,123,378	26,100,000	27,025,000	3.54%
Tax Increment	23,406,108	25,193,295	23,870,178	27,673,799	30,441,179	10.00%
Nutrition Services	20,676,438	35,733,919	25,345,608	26,059,162	25,106,000	-3.66%
Jordan Education Foundation	1,237,164	1,274,660	1,594,239	2,455,337	2,466,486	0.45%
Debt Service	23,562,714	25,020,185	25,351,800	21,986,200	17,500,000	-20.40%
Capital Projects	72,921,970	48,464,330	100,766,067	55,611,798	55,993,660	0.69%
Self-Insurance	43,313,567	40,928,932	43,696,097	43,605,000	59,965,000	37.52%
Total	\$ 640,148,979	\$ 664,056,561	\$ 782,322,462	\$ 824,085,241	\$ 827,517,146	0.42%

Ten-Year History of Revenue Funding Source Percentages (Includes Other Financing Sources and Uses) (in millions)



Local, State, and Federal Funding – 2024-25

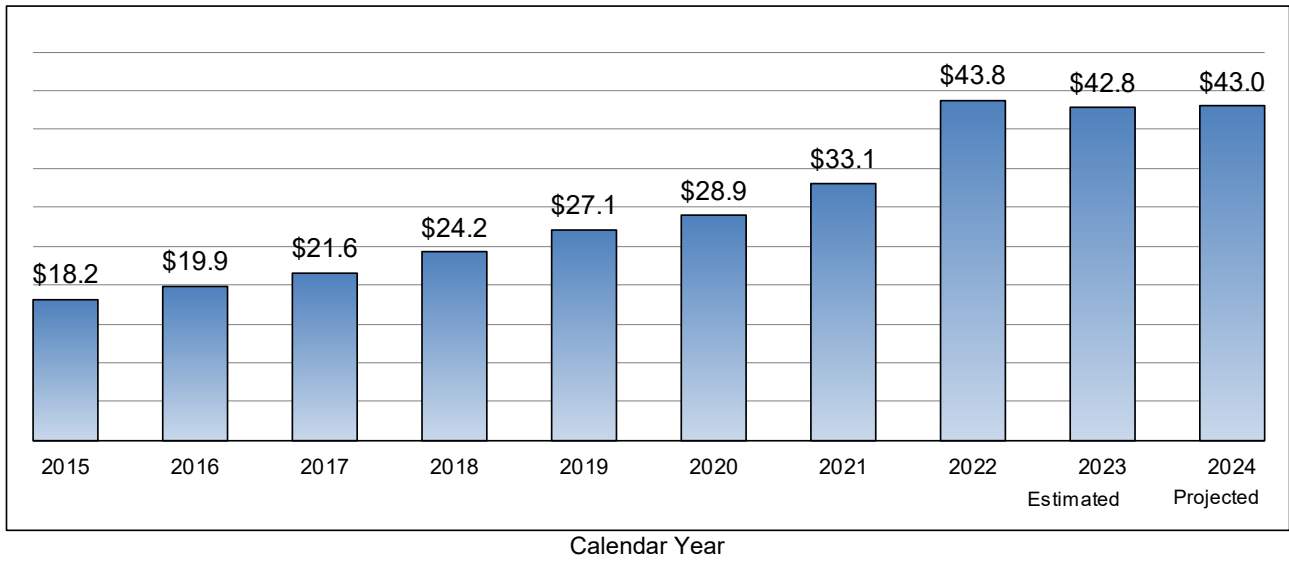


**Jordan School District Tax Rates
Five-Year Comparison**

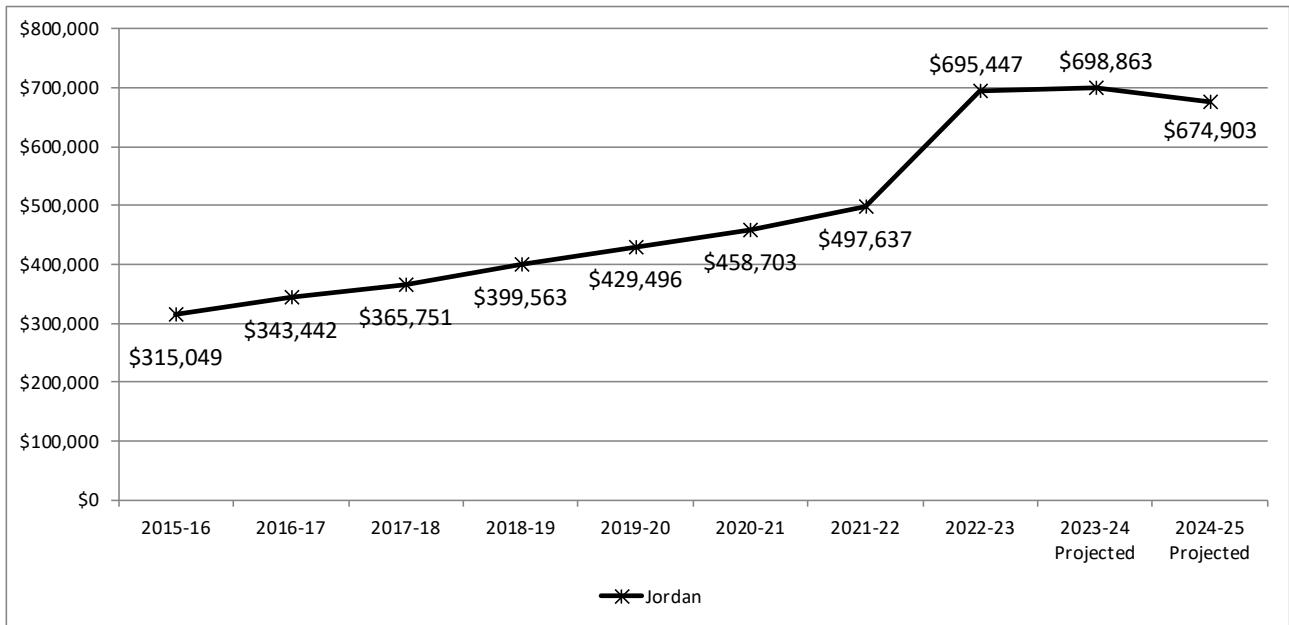
Description	Actual 2020-21	Actual 2021-22	Actual 2022-23	Actual 2023-24	Proposed 2024-25 *	Change from Prior Year
General Fund						
Basic Program (set by Legislature)	0.001628	0.001661	0.001652	0.001406	0.001406	0.000000
Voted Local Levy	0.001571	0.001600	0.001600	0.001600	0.001600	0.000000
Board Local Levy	0.000868	0.000617	0.000946	0.001040	0.001040	0.000000
Capital Projects Fund						
Capital Local Levy	0.001634	0.001486	0.001179	0.001187	0.001187	0.000000
Debt Service Fund						
General Obligation Debt	<u>0.000866</u>	<u>0.000804</u>	<u>0.000591</u>	<u>0.000504</u>	<u>0.000504</u>	<u>0.000000</u>
TOTAL	<u><u>0.006567</u></u>	<u><u>0.006168</u></u>	<u><u>0.005968</u></u>	<u><u>0.005737</u></u>	<u><u>0.005737</u></u>	<u><u>0.000000</u></u>

* New tax rates have not been calculated by the Utah State Tax Commission and Salt Lake County Auditor at the time of this publication

Jordan School District's Assessed Valuation
(In Billions)



Assessed Valuation per Student*



Source: Utah State Board of Education
*Total assessed valuation less redevelopment adjustments

Property Tax Assessments and Collections
Years ended December 31, 2015-2024

Tax Year Ended Dec. 31	Fair Market Value * ***	Assessed Valuation *	Tax Rate **	Taxes Assessed (Net of Taxes Waived) ***	Current Collections ***	Delinquent Collections ***	Total Tax Collections	Total Collection As Percent of Current Assessment
2015	\$ 26,721,526,904	\$ 18,216,313,665	0.006872	\$ 122,162,802	\$ 120,582,191	\$ 2,375,547	\$ 122,957,738	100.65%
2016	29,256,163,563	19,859,350,324	0.006906	129,325,760	127,521,404	1,728,512	129,249,916	99.94%
2017	32,094,899,068	21,579,843,605	0.006424	128,029,463	126,254,197	1,891,645	128,145,842	100.09%
2018	36,117,067,512	24,214,681,238	0.006501	144,913,717	143,128,739	1,682,974	144,811,713	99.93%
2019	40,631,138,934	27,117,084,315	0.006676	166,475,788	164,036,859	1,731,999	165,768,858	99.58%
2020	43,584,047,626	28,883,377,294	0.006567	172,264,555	169,966,289	2,358,470	172,324,759	100.03%
2021	50,094,158,638	33,050,613,396	0.006168	187,736,314	185,600,229	2,129,901	187,730,130	100.00%
2022	67,293,235,214	43,842,313,885	0.005968	245,815,034	240,884,715	2,218,758	243,103,473	98.90%
2023 Est.	65,700,000,000	42,800,000,000	0.005737	240,000,000	235,000,000	2,000,000	237,000,000	98.75%
2024 Est.	66,000,000,000	43,000,000,000	0.005737	241,000,000	236,000,000	2,000,000	238,000,000	98.76%

* Source: Property Tax Division, Utah State Tax Commission

** Per \$1 of Taxable Value

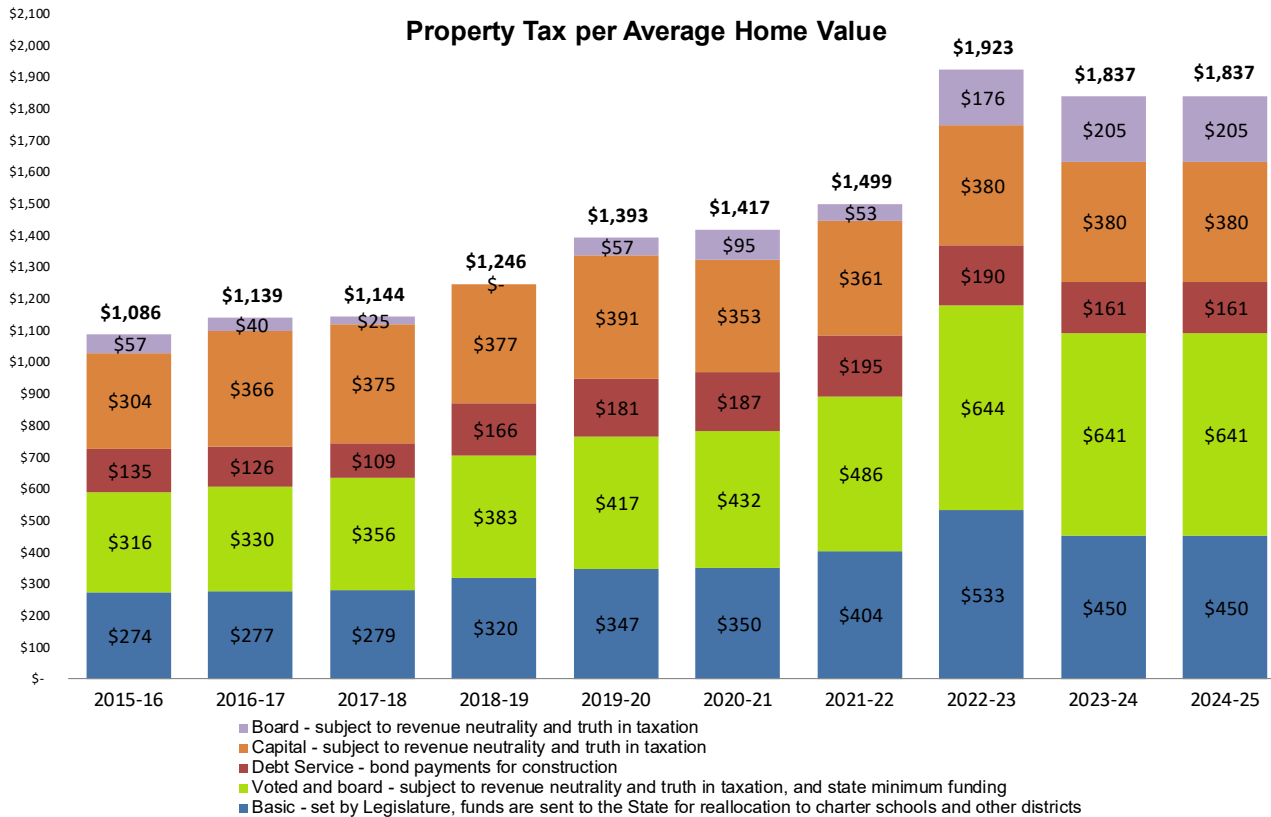
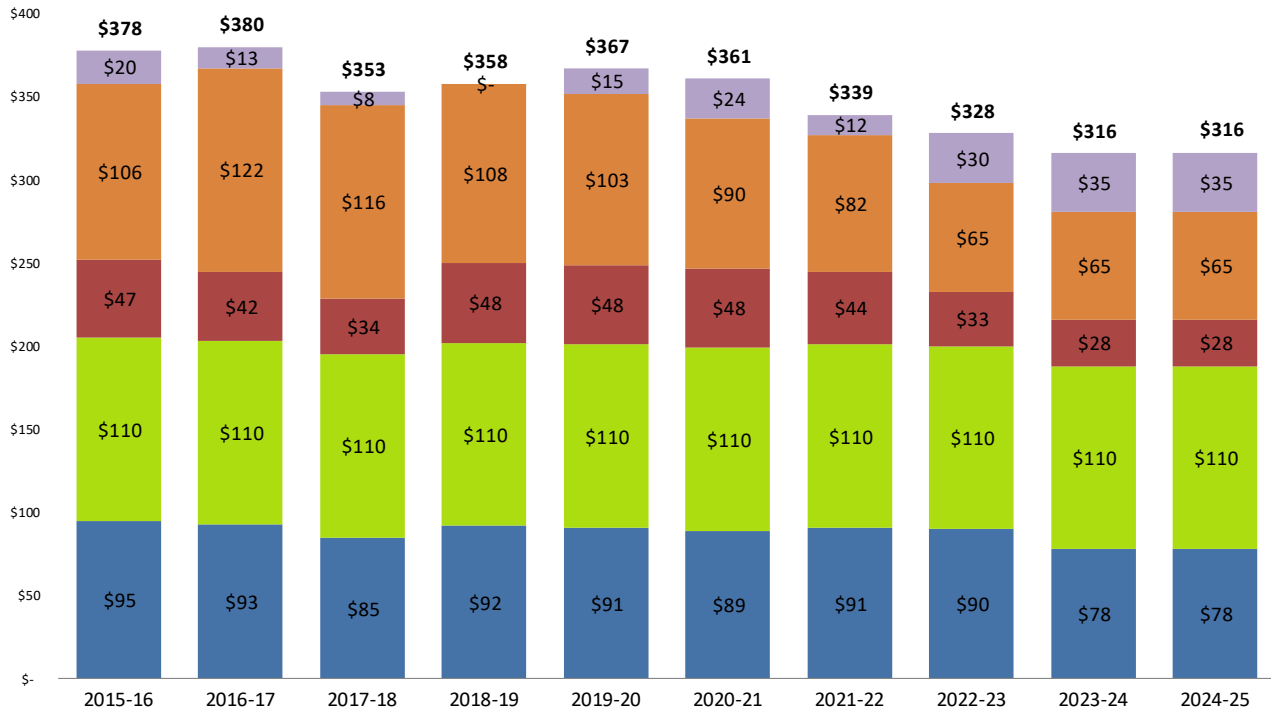
*** Source: Salt Lake County Treasurer's Office (Includes Property Tax and Motor Vehicle Fee-In-Lieu)

This schedule recognizes collections on a calendar year basis, whereas property tax collections reported in the financial statements are on a fiscal year basis. Furthermore, taxes assessed, levied, and collected beginning in 2009 are higher than normal due to a new state law requiring a redistribution of certain taxes among school districts within Salt Lake County based on enrollment and enrollment growth.

Impact of Budget on Taxpayers
For Fiscal Years 2015-16 through 2024-25

	Actual 2015-16	Actual 2016-17	Actual 2017-18	Actual 2018-19	Actual 2019-20	Actual 2020-21	Actual 2021-22	Actual 2022-23	Actual 2023-24	Proposed 2024-25
Market Value of a Home	\$100,000	\$100,000	\$100,000	\$100,000	\$100,000	\$100,000	\$100,000	\$100,000	\$100,000	\$100,000
Appraised % of Market Value	55%	55%	55%	55%	55%	55%	55%	55%	55%	55%
Taxable Value	\$55,000	\$55,000	\$55,000	\$55,000	\$55,000	\$55,000	\$55,000	\$55,000	\$55,000	\$55,000
Total Property Tax Rate Assessed	0.006872	0.006906	0.006424	0.006501	0.006676	0.006567	0.006168	0.005968	0.005737	0.005737
Property Tax Due	\$378	\$380	\$353	\$358	\$367	\$361	\$339	\$328	\$316	\$316
Property Tax Increase/Decrease From Prior Year	\$9	\$2	(\$27)	\$5	\$10	(\$6)	(\$22)	(\$11)	(\$12)	\$0

Property Tax per \$100,000 of Home Value



Average Home Value per Salt Lake County Assessor's Office

\$278,200 \$299,800 \$323,800 \$348,500 \$379,400 \$392,400 \$442,000 \$585,900 \$582,300 \$582,300

History of Weighted Pupil Unit (WPU)

<u>Year</u>	<u>Enrollment*</u>	<u>Change</u>	<u>Year</u>	<u>WPU's</u>	<u>Change</u>
1987-88	62,281	2.02%	1987-88	74,362.264	0.84%
1988-89	62,702	0.68%	1988-89	75,409.962	1.41%
1989-90	63,514	1.30%	1989-90	76,754.685	1.78%
1990-91	64,964	2.28%	1990-91	79,488.063	3.56%
1991-92	66,881	2.95%	1991-92	87,056.091	9.52%
1992-93	68,847	2.94%	1992-93	88,338.331	1.47%
1993-94	70,255	2.05%	1993-94	91,317.853	3.37%
1994-95	70,760	0.72%	1994-95	92,972.096	1.81%
1995-96	71,701	1.33%	1995-96	94,413.787	1.55%
1996-97	72,693	1.38%	1996-97	95,955.836	1.63%
1997-98	73,180	0.67%	1997-98	99,081.464	3.26%
1998-99	73,285	0.14%	1998-99	98,680.402	(0.40%)
1999-00	73,093	(0.26%)	1999-00	99,833.706	1.17%
2000-01	73,137	0.06%	2000-01	99,481.413	(0.35%)
2001-02	73,471	0.46%	2001-02	92,936.613 **	(6.58%)
2002-03	73,808	0.46%	2002-03	93,575.610	0.69%
2003-04	74,761	1.29%	2003-04	94,468.947	0.95%
2004-05	75,716	1.28%	2004-05	95,537.759	1.13%
2005-06	77,240	2.01%	2005-06	97,777.363	2.34%
2006-07	78,708	1.90%	2006-07	99,887.622	2.16%
2007-08	80,187	1.88%	2007-08	101,583.468	1.70%
2008-09	81,017	1.04%	2008-09	102,865.393	1.26%
2009-10****	48,439	(40.21%)	2009-10****	61,427.974	(40.28%)
2010-11	49,729	2.66%	2010-11	62,766.304	2.18%
2011-12	50,640	1.83%	2011-12	64,436.160	2.66%
2012-13	52,037	2.76%	2012-13	66,472.882	3.16%
2013-14	52,856	1.57%	2013-14	67,142.853	1.01%
2014-15	51,806	(1.99%)	2014-15	67,398.184	0.38%
2015-16	52,324	1.00%	2015-16	67,317.250	(0.12%)
2016-17	52,507	0.35%	2016-17	67,692.306	0.56%
2017-18	53,519	1.93%	2017-18	68,543.127	1.26%
2018-19	54,865	2.51%	2018-19	70,062.120	2.22%
2019-20	56,339	2.69%	2019-20	72,025.132	2.80%
2020-21	56,102	-0.42%	2020-21	72,177.335	0.21%
2021-22	57,840	3.10%	2021-22	74,479.106	3.19%
2022-23	57,829	-0.02%	2022-23	75,777.638	1.74%
2023-24	57,436	-0.68%	2023-24	77,355.950 ***	2.08%
2024-25	57,415 ***	-0.04%	2024-25	77,663.114 ***	0.40%

* Enrollment as of October 1 for all grades

** The large WPU decrease is the result of a major change in the state minimum school program funding formula.

*** Projection

**** Effective 2009-10, the District was divided into two Districts

Comparison of Changes in WPU Value and National Inflation Rate

Year	WPU Value	% Change WPU Value	National Inflation Rate*	Year	WPU Value	% Change WPU Value	National Inflation Rate
1987-88	\$1,204	0.0%	4.1%	2006-07	\$2,417	6.0%	2.8%
1988-89	\$1,204	0.0%	4.8%	2007-08	\$2,514	4.0%	3.8%
1989-90	\$1,240	3.0%	5.4%	2008-09	\$2,577	2.5%	(0.4%)
1990-91	\$1,346	8.5%	4.2%	2009-10	\$2,577	0.0%	1.6%
1991-92	\$1,408	4.6%	3.0%	2010-11	\$2,577	0.0%	3.2%
1992-93	\$1,490	5.8%	3.0%	2011-12	\$2,816 **	9.3%	2.1%
1993-94	\$1,539	3.3%	2.6%	2012-13	\$2,842	0.9%	1.5%
1994-95	\$1,608	4.5%	2.8%	2013-14	\$2,899	2.0%	1.6%
1995-96	\$1,672	4.0%	3.0%	2014-15	\$2,972	2.5%	0.1%
1996-97	\$1,739	4.0%	2.3%	2015-16	\$3,092	4.0%	1.3%
1997-98	\$1,791	3.0%	1.6%	2016-17	\$3,184	3.0%	2.1%
1998-99	\$1,854	3.5%	2.2%	2017-18	\$3,311	4.0%	2.9%
1999-00	\$1,901	2.5%	3.4%	2018-19	\$3,395	2.5%	1.8%
2000-01	\$2,006	5.5%	2.8%	2019-20	\$3,532	4.0%	0.6%
2001-02	\$2,116	5.5%	1.6%	2020-21	\$3,596	1.8%	5.4%
2002-03	\$2,132	0.8%	2.3%	2021-22	\$3,809	5.9%	9.1%
2003-04	\$2,150	0.8%	2.7%	2022-23	\$4,038	6.0%	3.0%
2004-05	\$2,182	1.5%	3.4%	2023-24	\$4,280	6.0%	Not Available
2005-06	\$2,280	4.5%	3.2%	2024-25	\$4,494	5.0%	Not Available

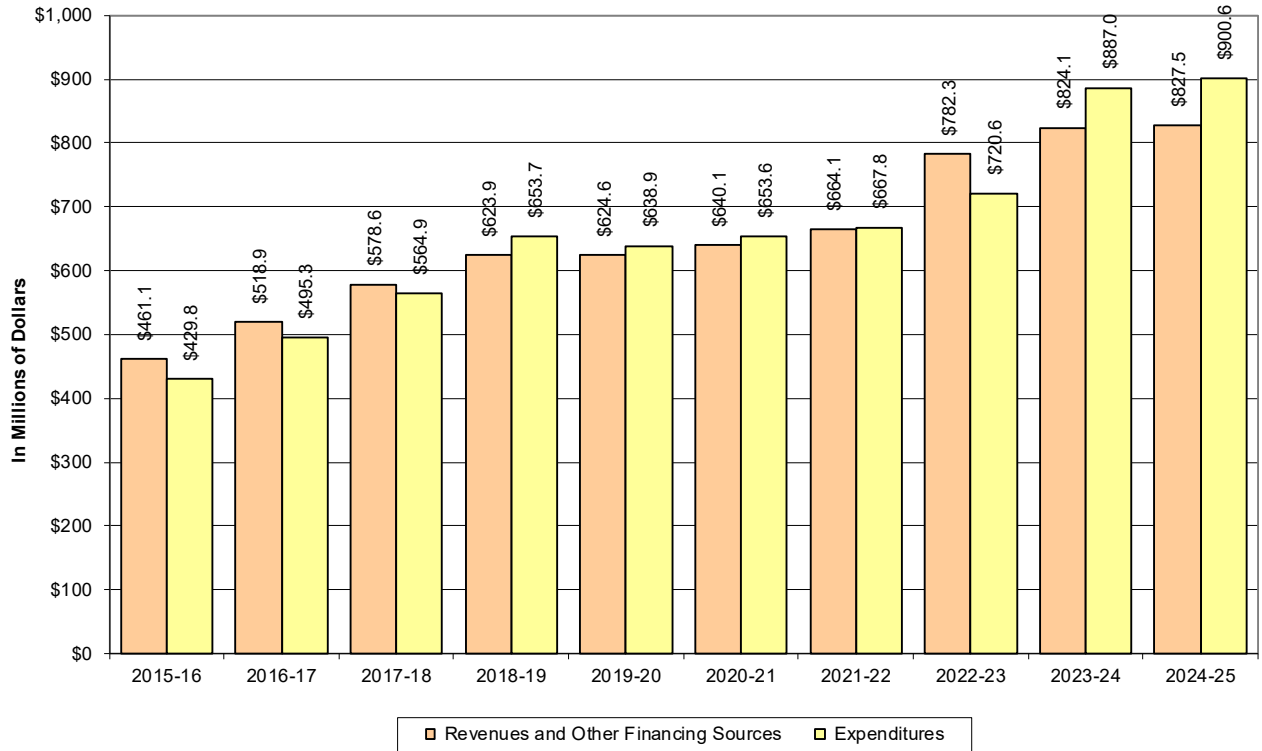
* National Inflation (CPI-U) Rate provided by the U.S. Department of Labor, Bureau of Labor Statistics.

** The large WPU value increase is the result of the State of Utah combining other funding sources into the WPU value. The net change for 2011-12 was an overall decrease in funding.

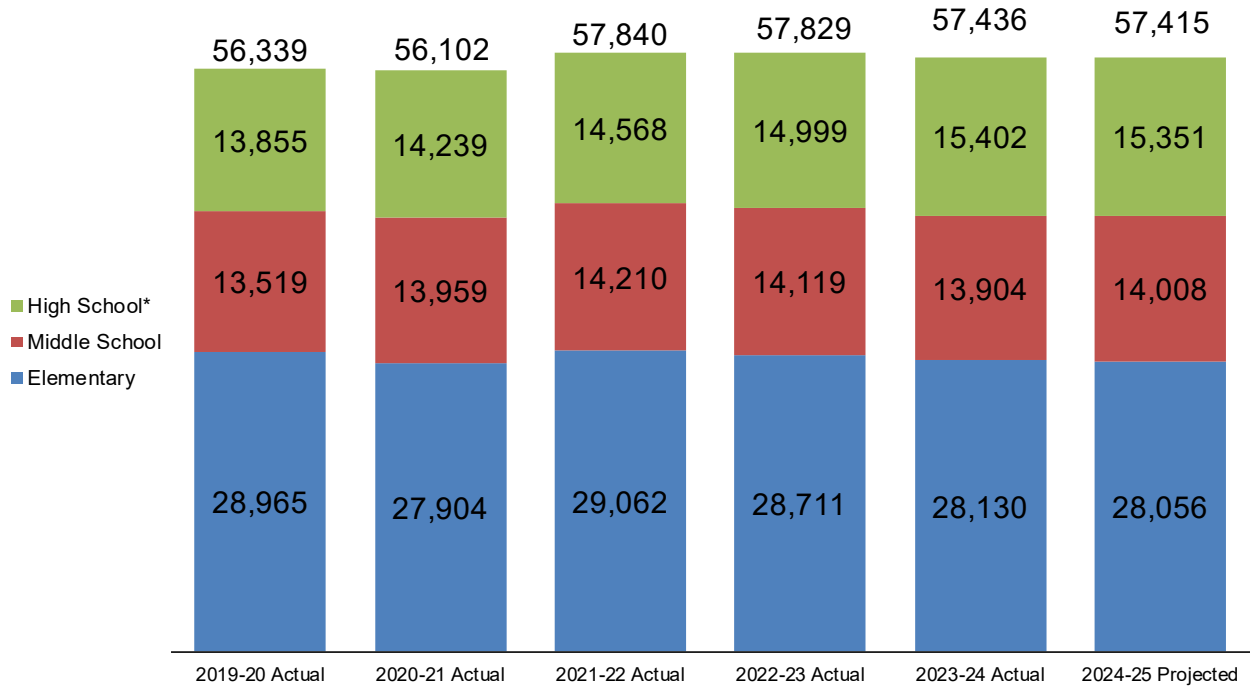
**Expenditures
Five-Year Comparison**

	Actual 2020-21	Actual 2021-22	Actual 2022-23	Final Amended 2023-24	Proposed 2024-25	Percentage Change Increase/ (Decrease)
General	\$ 464,008,548	\$ 479,080,169	\$ 521,608,044	\$ 622,243,854	\$ 691,229,463	11.09%
Student Activities	10,298,275	16,399,372	18,919,170	27,175,000	28,850,000	6.16%
Tax Increment	23,406,108	25,193,295	23,870,178	27,673,799	30,441,179	10.00%
Nutrition Services	20,550,955	23,998,076	25,110,251	30,780,761	30,143,472	-2.07%
Jordan Education Foundation	1,064,714	1,193,817	1,577,698	2,439,611	2,450,760	0.46%
Debt Service	23,823,392	24,767,850	25,828,271	22,421,860	17,112,098	-23.68%
Capital Projects	67,459,341	51,694,402	52,644,664	95,297,179	40,367,772	-57.64%
Self-Insurance	42,946,007	45,445,659	51,085,151	58,964,000	59,986,950	1.73%
Total	\$ 653,557,340	\$ 667,772,640	\$ 720,643,427	\$ 886,996,064	\$ 900,581,694	1.53%

Ten-Year History of Revenue and Other Financing Sources, and Expenditures

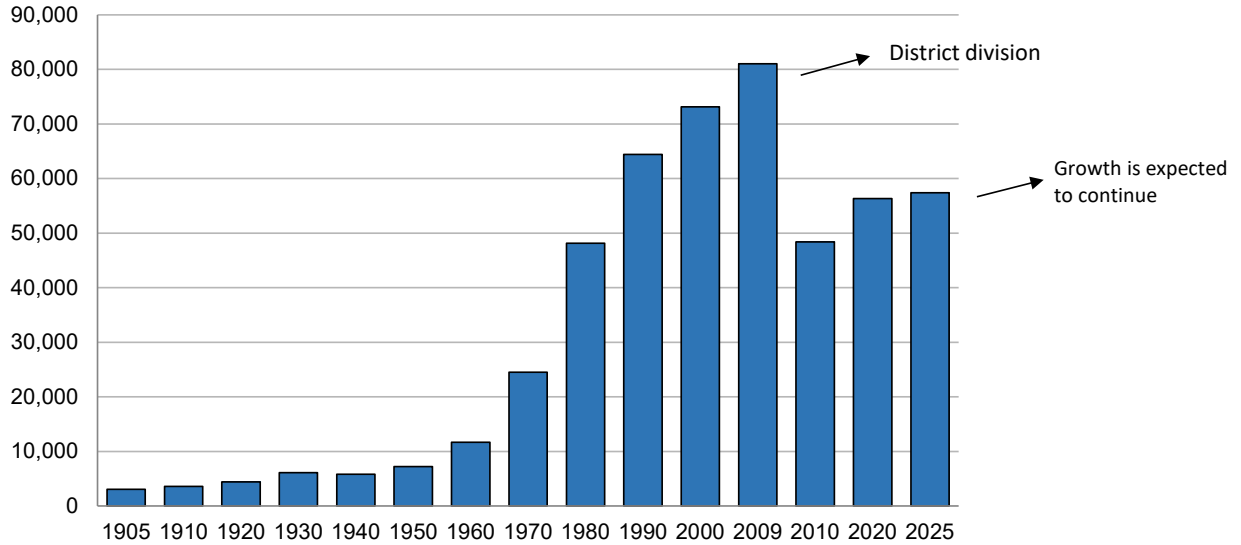


Total District Enrollment



*Includes special school enrollments.

Jordan School District Enrollment History



Teacher/Pupil Staffing Ratios

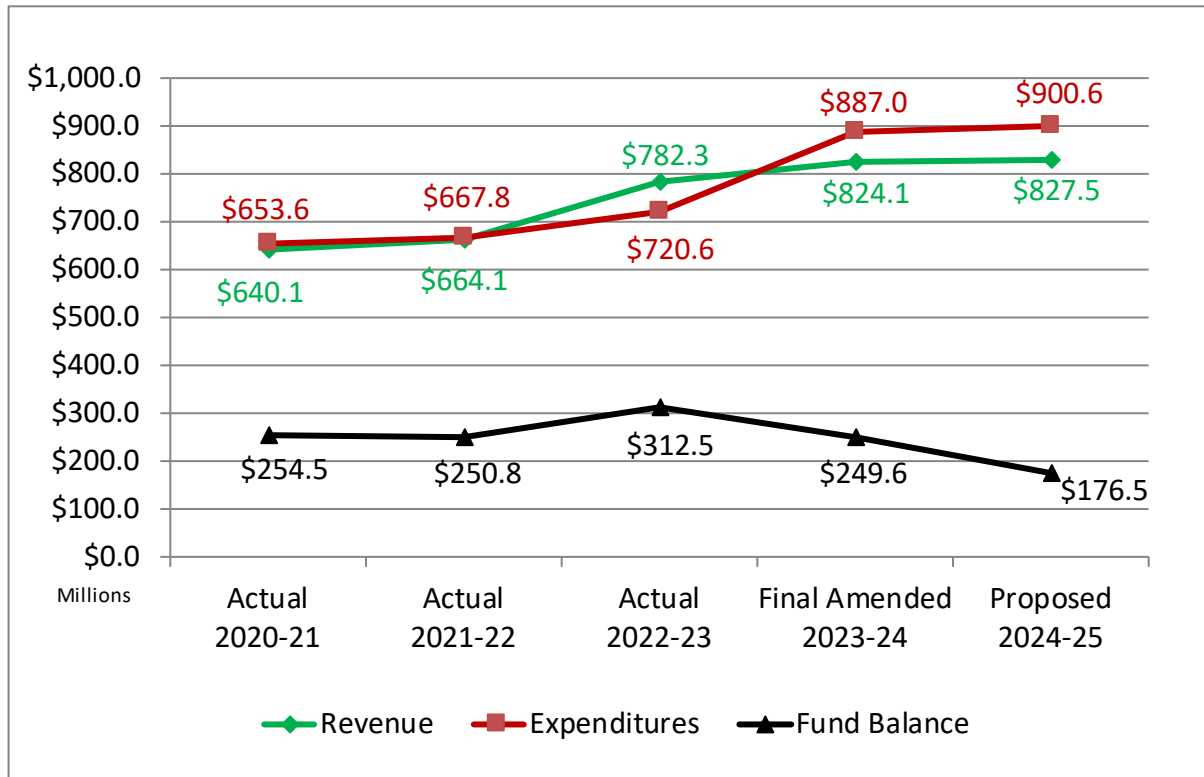
	<u>2023-24</u>	<u>2024-25</u>	<u>Change</u>
Kindergarten (Full-Day)	1 to 22.00	1 to 22.00	0.00
Grades 1, 2, 3	1 to 22.00	1 to 22.00	0.00
Grades 4, 5, 6	1 to 26.00	1 to 26.00	0.00
Grades 7, 8	1 to 26.00	1 to 26.00	0.00
Grade 9	1 to 27.00	1 to 27.00	0.00
Grades 10, 11, 12	1 to 27.00	1 to 27.00	0.00

Note: Teacher/pupil staffing ratios are used for hiring staff and are a targeted average for the District. Actual class sizes may vary widely depending on the move-in patterns of students, school demographics, etc.

Fund Balance Five-Year Comparison

	Actual 2020-21	Actual 2021-22	Actual 2022-23	Final Amended 2023-24	Proposed 2024-25	Percentage Change Increase/ (Decrease)
General	\$ 133,232,950	\$ 125,805,628	\$ 147,772,679	\$ 146,122,770	\$ 63,913,128	-56.26%
Student Activities	6,285,453	5,674,474	4,878,682	3,803,682	1,978,682	-47.98%
Tax Increment	-	-	-	-	-	0.00%
Nutrition Services	8,091,902	19,827,745	20,063,102	15,341,503	10,304,031	-32.84%
Jordan Education Foundation	1,527,532	1,608,375	1,624,916	1,640,642	1,656,368	0.96%
Debt Service	1,113,768	1,366,103	889,632	453,972	841,874	85.45%
Capital Projects	68,689,520	65,459,448	113,580,851	73,895,470	89,521,358	21.15%
Self-Insurance	35,568,266	31,051,539	23,662,485	8,303,485	8,281,535	-0.26%
Total	\$ 254,509,391	\$ 250,793,312	\$ 312,472,347	\$ 249,561,524	\$ 176,496,976	-29.28%

District-Wide Financial Overview



Note: Fund balance amounts are as of June 30.

This page intentionally left blank.

JORDAN SCHOOL DISTRICT

COMBINED STATEMENT OF REVENUES, EXPENDITURES, AND CHANGES IN FUND BALANCES - ALL FUNDS

For the Year Ending June 30, 2025 (With Comparative Totals for Prior Years)

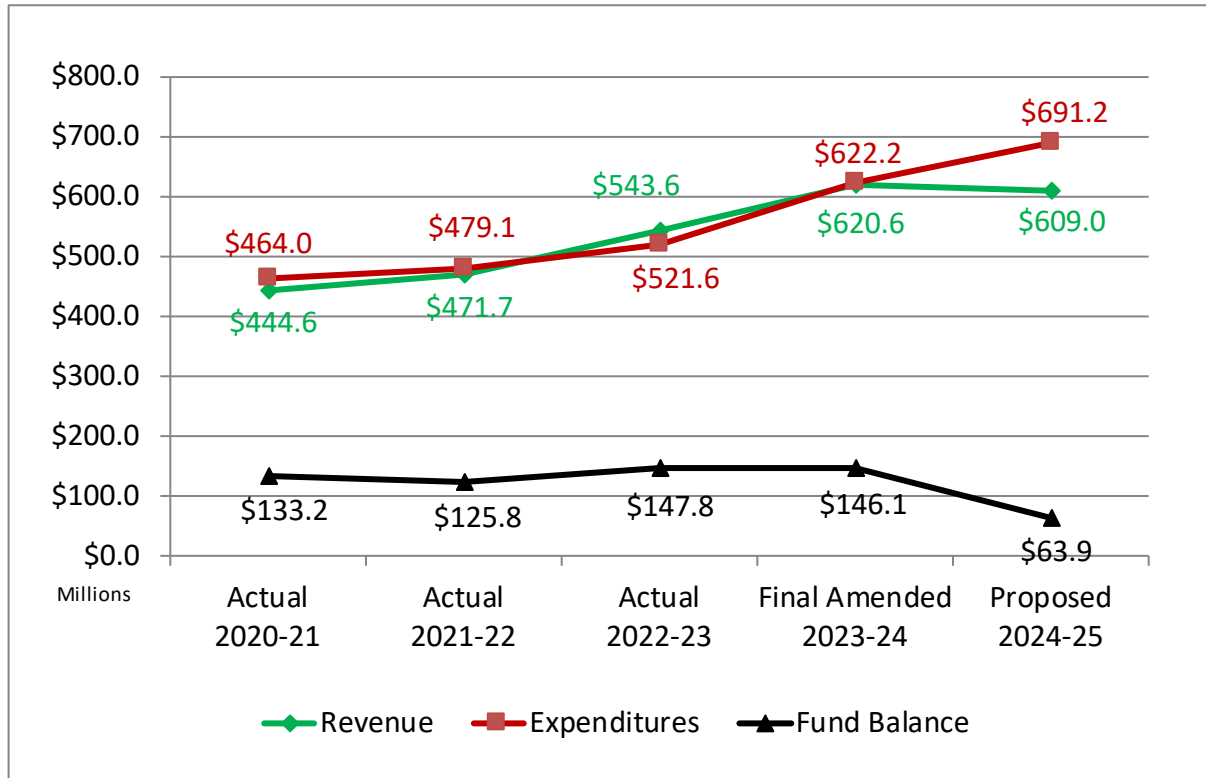
	Governmental Fund Types				
	General Fund	Student Activities	Pass-Through Taxes Fund	Nutrition Services Fund	Jordan Education Foundation
REVENUES					
Property Taxes	\$ 169,549,000	\$ -	\$ 30,441,179	\$ -	\$ -
Interest From Investments	12,000,000	525,000	-	500,000	30,800
Other Local	9,112,736	26,500,000	-	-	2,000,000
School Foods Sales	-	-	-	8,170,000	-
State of Utah	396,741,125	-	-	6,600,000	-
Federal Government	22,052,646	-	-	9,836,000	-
Total Revenues	609,455,507	27,025,000	30,441,179	25,106,000	2,030,800
EXPENDITURES					
Instruction	465,638,171	28,850,000	-	-	-
Support Services:					
Students	48,845,218	-	-	-	-
Instructional Staff	26,291,057	-	-	-	-
General District Administration	4,627,682	-	-	-	-
School Administration	46,101,577	-	-	-	-
Business	6,674,353	-	-	-	-
Operation & Maintenance of Facilities	60,978,012	-	-	-	-
Student Transportation	21,981,799	-	-	-	-
Personnel, Planning & Data Processing	9,529,086	-	-	-	-
Food Service	-	-	-	30,143,472	-
Community, Adult, Preschool and Other	-	-	30,441,179	-	2,450,760
Capital Acquisitions	-	-	-	-	-
Debt Service	562,508	-	-	-	-
Total Expenditures	691,229,463	28,850,000	30,441,179	30,143,472	2,450,760
Excess (Deficiency) of Revenues Over Expenditures	(81,773,956)	(1,825,000)	-	(5,037,472)	(419,960)
OTHER FINANCING SOURCES (USES)					
Lease Revenue Bonds Issued	-	-	-	-	-
Sale of Fixed Assets	-	-	-	-	-
Interfund Transfer In	-	-	-	-	435,686
Interfund Transfer Out	(435,686)	-	-	-	-
Subscription Assets	-	-	-	-	-
Total Other Finance Sources (Uses)	(435,686)	-	-	-	435,686
Excess (Deficiency) of Revenues and Other Sources Over Expenditures	(82,209,642)	(1,825,000)	-	(5,037,472)	15,726
Fund Balance, Beginning of Year	146,122,770	3,803,682	-	15,341,503	1,640,642
Fund Balance, End of Year	\$ 63,913,128	\$ 1,978,682	\$ -	\$ 10,304,031	\$ 1,656,368

Debt Service Fund	Capital Projects Fund	Proprietary Fund	Totals				
		Internal Service Fund	Proposed 2024-25	Final Amended 2023-24	Actual 2022-23	Actual 2021-22	Actual 2020-21
\$ 17,100,000	\$ 51,627,275	\$ -	\$ 268,717,454	\$ 269,121,513	\$ 269,634,187	\$ 212,244,847	\$ 198,056,437
400,000	3,500,000	250,000	17,205,800	19,128,100	15,832,789	1,669,889	1,722,776
-	100,000	59,715,000	97,427,736	79,391,286	72,919,475	67,918,544	68,701,126
-	-	-	8,170,000	8,166,951	8,084,056	601,643	310,643
-	297,127	-	403,638,252	407,370,465	325,739,304	312,150,319	303,468,094
-	419,258	-	32,307,904	40,856,926	51,789,964	68,758,970	47,721,881
<u>17,500,000</u>	<u>55,943,660</u>	<u>59,965,000</u>	<u>827,467,146</u>	<u>824,035,241</u>	<u>743,999,775</u>	<u>663,344,212</u>	<u>619,980,957</u>
-	-	-	494,488,171	435,253,545	359,807,397	336,241,463	321,172,285
-	-	-	48,845,218	48,593,742	38,774,240	32,609,017	31,669,341
-	-	-	26,291,057	28,700,825	23,839,577	23,321,116	20,296,722
-	-	-	4,627,682	4,955,597	4,002,357	3,652,984	3,609,379
-	-	-	46,101,577	43,526,139	38,826,491	32,973,442	31,523,849
-	-	-	6,674,353	5,153,324	4,371,160	3,921,351	4,988,046
-	-	-	60,978,012	54,150,921	45,849,214	39,856,238	39,592,423
-	-	-	21,981,799	18,876,665	16,549,332	15,234,293	13,336,035
-	-	-	9,529,086	9,341,792	7,501,885	7,669,637	8,118,743
-	-	-	30,143,472	30,780,761	25,110,251	23,998,076	20,550,955
-	-	59,986,950	92,878,889	89,077,410	76,533,027	71,832,771	67,416,829
-	40,367,772	-	40,367,772	95,297,179	52,644,664	51,694,402	67,459,341
<u>17,112,098</u>	<u>-</u>	<u>-</u>	<u>17,674,606</u>	<u>23,288,164</u>	<u>26,833,832</u>	<u>24,767,850</u>	<u>23,823,392</u>
<u>17,112,098</u>	<u>40,367,772</u>	<u>59,986,950</u>	<u>900,581,694</u>	<u>886,996,064</u>	<u>720,643,427</u>	<u>667,772,640</u>	<u>653,557,340</u>
<u>387,902</u>	<u>15,575,888</u>	<u>(21,950)</u>	<u>(73,114,548)</u>	<u>(62,960,823)</u>	<u>23,356,348</u>	<u>(4,428,428)</u>	<u>(33,576,383)</u>
-	-	-	-	-	37,858,000	-	19,853,000
-	50,000	-	50,000	50,000	177,686	712,349	315,022
-	-	-	435,686	424,537	348,311	354,883	236,085
-	-	-	(435,686)	(424,537)	(348,311)	(354,883)	(236,085)
-	-	-	-	-	287,001	-	-
<u>-</u>	<u>50,000</u>	<u>-</u>	<u>50,000</u>	<u>50,000</u>	<u>38,322,687</u>	<u>712,349</u>	<u>20,168,022</u>
387,902	15,625,888	(21,950)	(73,064,548)	(62,910,823)	61,679,035	(3,716,079)	(13,408,361)
<u>453,972</u>	<u>73,895,470</u>	<u>8,303,485</u>	<u>249,561,524</u>	<u>312,472,347</u>	<u>250,793,312</u>	<u>254,509,391</u>	<u>267,917,752</u>
<u>\$ 841,874</u>	<u>\$ 89,521,358</u>	<u>\$ 8,281,535</u>	<u>\$ 176,496,976</u>	<u>\$ 249,561,524</u>	<u>\$ 312,472,347</u>	<u>\$ 250,793,312</u>	<u>\$ 254,509,391</u>

GENERAL FUND – FUND 10

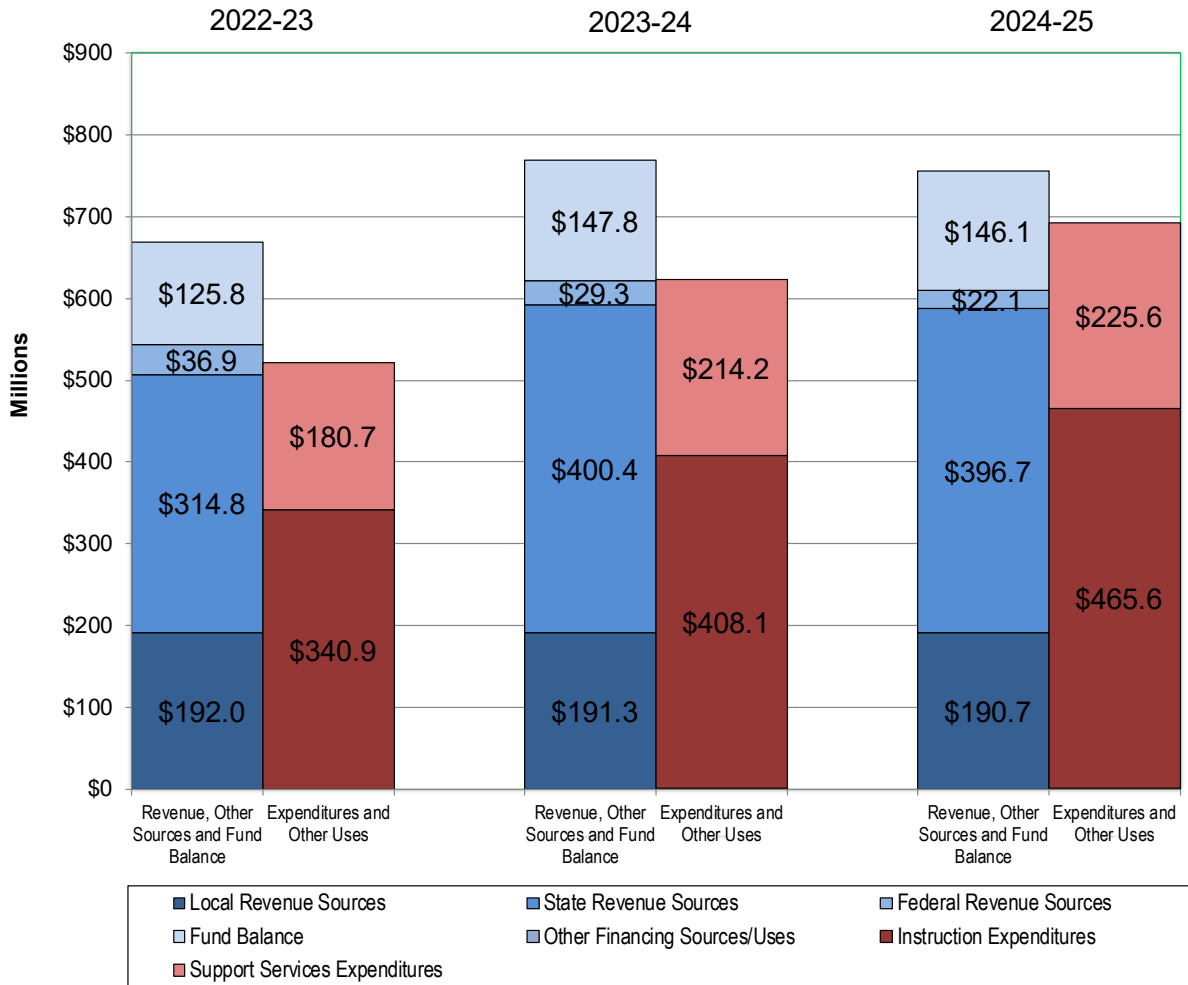
The General Fund is used to account for resources which are not required legally or by sound financial management to be accounted for in another fund. Utah law defines the General Fund as the Maintenance and Operation Fund.

General Fund Financial Overview

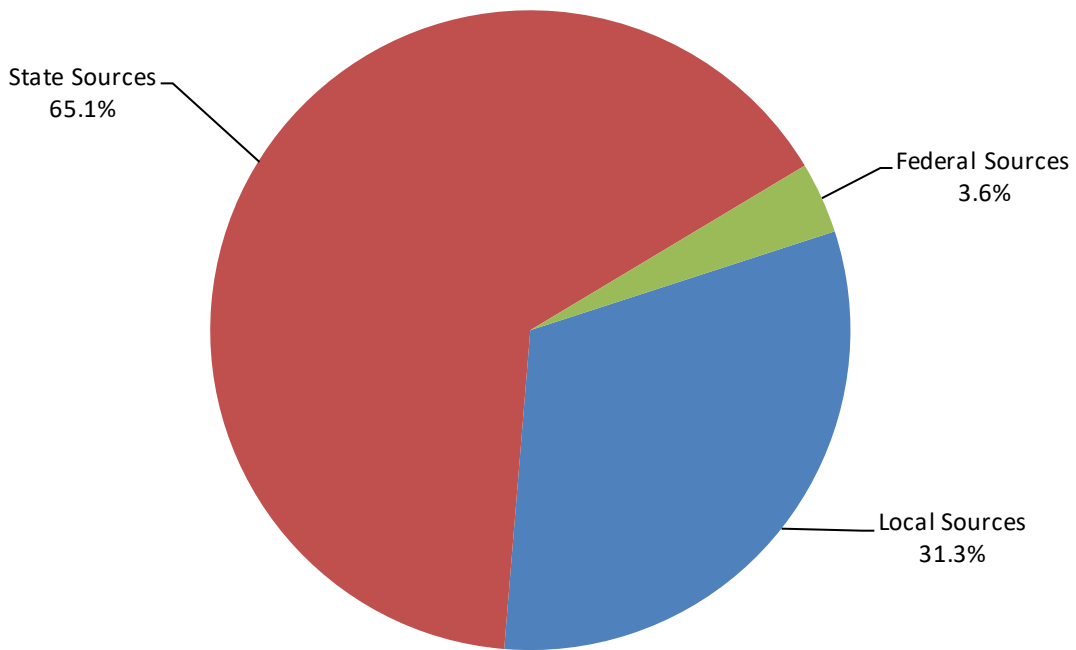


Note: Fund balance amounts are as of June 30.

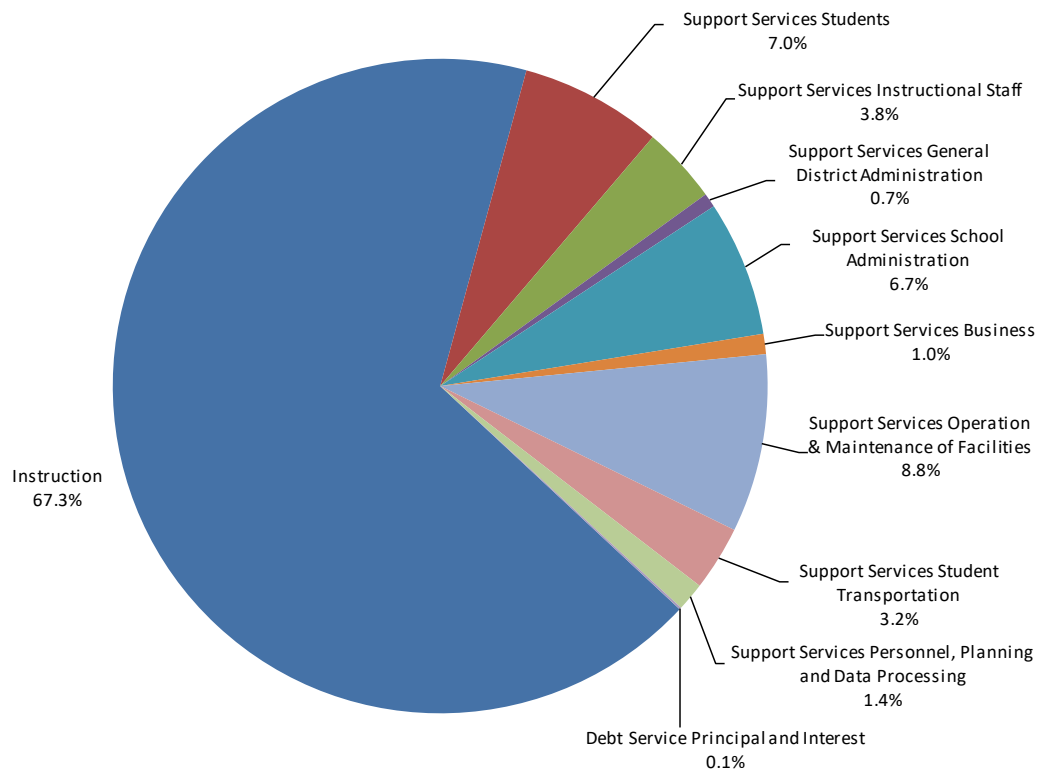
**General Fund
Schedule of Revenue, Other Sources, and Fund Balance by Source and
Distribution of Expenditures and Other Uses**



General Fund Revenue Sources



General Fund Budgeted Expenditures by Function



JORDAN SCHOOL DISTRICT

FUND 10 - GENERAL FUND

STATEMENT OF REVENUES, EXPENDITURES AND CHANGES IN FUND BALANCES

	Actual 2020-21	Actual 2021-22	Actual 2022-23	Final Amended 2023-24	Proposed 2024-25
REVENUES					
Local Sources	\$ 116,760,760	\$ 127,233,057	\$ 191,952,434	\$ 191,296,686	\$ 190,661,736
State Sources	298,390,965	306,531,157	314,808,368	400,413,334	396,741,125
Federal Sources	29,706,488	38,243,516	36,875,603	29,308,462	22,052,646
Total Revenues	<u>444,858,213</u>	<u>472,007,730</u>	<u>543,636,405</u>	<u>621,018,482</u>	<u>609,455,507</u>
EXPENDITURES					
Current:					
Instruction	310,874,010	319,842,091	340,888,227	408,078,545	465,638,171
Support Services					
Students	31,669,341	32,609,017	38,774,240	48,593,742	48,845,218
Instructional Staff	20,296,722	23,321,116	23,839,577	28,700,825	26,291,057
General District Administration	3,609,379	3,652,984	4,002,357	4,955,597	4,627,682
School Administration	31,523,849	32,973,442	38,826,491	43,526,139	46,101,577
Business	4,988,046	3,921,351	4,371,160	5,153,324	6,674,353
Operation & Maintenance of Facilities	39,592,423	39,856,238	45,849,214	54,150,921	60,978,012
Student Transportation	13,336,035	15,234,293	16,549,332	18,876,665	21,981,799
Personnel, Planning and Data Processing	8,118,743	7,669,637	7,501,885	9,341,792	9,529,086
Debt Service:					
Principal	-	-	910,106	807,254	535,748
Interest	-	-	95,455	59,050	26,760
Total Expenditures	<u>464,008,548</u>	<u>479,080,169</u>	<u>521,608,044</u>	<u>622,243,854</u>	<u>691,229,463</u>
Excess (Deficiency) of Revenues Over Expenditures	(19,150,335)	(7,072,439)	22,028,361	(1,225,372)	(81,773,956)
Other Financing Sources (Uses)					
Interfund Transfer Out	(236,085)	(354,883)	(348,311)	(424,537)	(435,686)
Subscription Assets	-	-	287,001	-	-
Fund Balance, Beginning of Year	<u>152,619,370</u>	<u>133,232,950</u>	<u>125,805,628</u>	<u>147,772,679</u>	<u>146,122,770</u>
Ending Fund Balance	<u>\$ 133,232,950</u>	<u>\$ 125,805,628</u>	<u>\$ 147,772,679</u>	<u>\$ 146,122,770</u>	<u>\$ 63,913,128</u>
FUND BALANCE					
Nonspendable					
Inventories	\$ 1,157,473	\$ 1,214,094	\$ 1,331,767	\$ 1,400,000	\$ 1,400,000
Restricted for					
Programs	4,047,892	2,163,807	2,045,463	-	-
Committed to					
Contractual Obligations	3,647,195	11,983,489	3,216,532	-	-
Economic Stabilization	25,700,000	27,100,000	29,000,000	31,100,000	31,100,000
Compensated Absences	5,722,116	5,598,476	6,079,945	6,200,000	6,200,000
Retiree Benefits	29,734,496	24,847,566	21,432,011	18,020,829	15,213,128
Closure of West Jordan Elementary	-	-	1,476,410	-	-
Educator Grants	3,421,338	1,897,791	-	-	-
Assigned to					
Educational Programs	7,828,172	10,272,943	8,550,252	-	-
Personnel	27,614,912	34,000,000	53,673,960	10,000,000	10,000,000
Unassigned	<u>24,359,356</u>	<u>6,727,462</u>	<u>20,966,339</u>	<u>79,401,941</u>	<u>-</u>
Total Fund Balance	<u>\$ 133,232,950</u>	<u>\$ 125,805,628</u>	<u>\$ 147,772,679</u>	<u>\$ 146,122,770</u>	<u>\$ 63,913,128</u>

Notes: (1) The commitment for economic stabilization is permitted by state law. This reserve is for contingencies. According to state law, the District may not use this commitment in the negotiation or settlement of contract salaries for District employees. Expenditures from this commitment require a written resolution adopted by the Board of Education filed with the Utah State Office of Education and State Auditor. The legal maximum of this commitment is 5% of the maintenance and operation budget.

(2) The 2024-2025 proposed budget shows an unassigned fund balance of \$0, as required by state law. However, an unassigned fund balance will likely arise at year-end due to conservative budgeting practices.

JORDAN SCHOOL DISTRICT

FUND 10 - GENERAL

REVENUES

	Actual 2020-21	Actual 2021-22	Actual 2022-23	Final Amended 2023-24	Proposed 2024-25
REVENUES					
Local Sources					
Tax Revenue	\$ 106,730,708	\$ 115,960,132	\$ 171,347,723	\$ 168,760,400	\$ 169,549,000
Interest	1,125,045	1,091,596	9,660,868	13,500,000	12,000,000
Tuition	1,930,039	2,241,373	1,580,417	1,583,076	1,397,155
Other	6,974,968	7,939,956	9,363,426	7,453,210	7,715,581
Total Local Revenues	116,760,760	127,233,057	191,952,434	191,296,686	190,661,736
State Sources					
Regular Basic School Programs:					
Regular School Program K-12	147,612,488	154,930,529	150,633,909	174,612,443	189,919,149
Professional Staff Costs	16,268,841	17,610,979	18,557,558	19,601,445	20,507,669
Restricted Basic School Programs:					
Special Education - Regular Program	25,059,381	25,695,987	27,601,371	38,683,394	32,860,026
Special Education - Self-Contained	4,598,864	4,633,395	4,717,775	5,044,717	5,044,717
Special Education - Preschool	4,460,652	4,162,388	4,717,972	8,627,110	5,400,000
Students At-Risk - Add-on	-	302,110	5,216,367	8,275,636	6,689,640
Career & Technical Education	6,031,687	8,066,465	8,058,709	13,914,749	9,980,906
Class Size Reduction	12,217,800	13,287,352	14,233,525	15,010,747	15,647,209
Related to Basic Programs:					
Pupil Transportation To and From	8,642,698	9,477,120	10,240,927	11,137,675	11,137,675
Flexible Allocation	-	-	-	145,204	145,645
At-Risk Students	1,459,548	2,893,976	105,059	185,307	-
Youth-in-Custody	290,656	282,465	440,370	775,071	563,975
Adult Education	675,965	749,379	898,013	1,152,508	919,260
Gifted and Talented (Accelerated Learner)	476,160	323,204	359,812	683,534	386,021
Advanced Placement (Accelerated Learner)	112,724	138,105	175,370	796,894	248,882
Concurrent Enrollment (Accelerated Learner)	259,688	334,132	255,350	1,634,119	647,346
Early Literacy	763,179	348,135	983,290	712,074	-
Early Intervention (OEK)	606,674	880,756	984,148	604,094	-
Educator Salary Adjustment	16,330,839	16,545,311	16,914,969	34,756,062	36,808,410
Teacher Salary Supplement	1,642,780	1,752,404	1,820,354	2,248,407	2,248,407
Teachers' Supplies	468,656	462,380	462,933	461,660	1,053,154
Educator Professional Time	-	-	5,570,349	5,558,119	5,558,119
Trust Land	6,708,543	7,293,042	8,041,858	8,743,164	8,364,033
USTAR Centers	163,717	-	-	-	-
Teacher & Student Success Act	8,908,612	10,851,032	12,864,529	18,063,027	15,122,361
Student Health & Counseling Support	1,661,436	2,088,421	2,218,260	2,059,662	2,000,000
Beverly Taylor Sorenson Arts	1,736,336	1,756,188	1,943,873	2,485,503	2,246,776
Digital Teaching & Learning	1,777,506	1,853,868	1,743,743	1,565,902	1,565,902
COVID Stipend	8,026,584	-	-	-	-
Driver Education	399,638	602,630	799,611	1,178,375	600,000
Voted Leeway Subsidy	13,720,716	11,896,131	6,249,831	12,055,579	14,461,792
Board Leeway Subsidy	3,236,193	2,974,033	1,562,458	3,013,894	3,896,002
Other State Revenue	4,072,404	4,339,240	6,436,075	6,627,259	2,718,049
Total State Revenues	298,390,965	306,531,157	314,808,368	400,413,334	396,741,125
Federal Sources					
Title I Grants to Local Educational Agencies	3,641,653	3,342,998	2,689,371	1,764,846	1,707,775
Special Education	12,077,513	15,365,958	15,045,275	17,101,086	16,595,876
Medical Assistance Program	1,005,119	1,331,641	573,069	950,000	950,000
Vocational Education	463,603	472,834	405,895	780,660	500,000
Federal CARES	10,402,823	15,145,404	15,518,143	5,104,902	-
Other Restricted	2,115,777	2,584,681	2,643,850	3,606,968	2,298,995
Total Federal Revenues	29,706,488	38,243,516	36,875,603	29,308,462	22,052,646
Total Revenues	\$ 444,858,213	\$ 472,007,730	\$ 543,636,405	\$ 621,018,482	\$ 609,455,507

JORDAN SCHOOL DISTRICT

FUND 10 - GENERAL

EXPENDITURES BY FUNCTION, BY OBJECT

	Actual 2020-21	Actual 2021-22	Actual 2022-23	Final Amended 2023-24	Proposed 2024-25
EXPENDITURES					
Instruction - Function 1000					
Salaries - Teachers	\$ 179,264,945	\$ 182,655,329	\$ 193,040,160	\$ 208,292,990	\$ 264,417,993
Salaries - Substitute Teachers	3,268,525	6,283,506	7,304,081	8,148,736	7,946,388
Salaries - Teacher Aides	18,061,797	18,516,943	20,790,642	39,350,324	27,719,426
Salaries - All Other	3,469,892	3,731,598	4,238,275	4,754,198	4,810,307
Total Salaries	204,065,159	211,187,376	225,373,158	260,546,248	304,894,114
State Retirement	40,485,968	40,871,691	43,215,534	47,595,741	63,879,824
Social Security	15,307,788	15,684,201	16,693,802	17,639,787	17,413,471
Local Retirement	1,267,806	1,135,717	871,418	891,476	891,476
Group Insurance	21,771,818	21,426,841	22,279,847	21,721,759	43,929,990
Industrial Insurance	1,790,971	325,887	203,770	253,231	250,466
Unemployment Insurance	45,867	15,006	67,243	100,000	100,000
Disability	464,979	475,583	485,941	479,051	473,038
Total Benefits	81,135,197	79,934,926	83,817,555	88,681,045	126,938,265
Purchased Services	5,100,785	5,392,492	6,658,187	7,032,172	5,851,336
Supplies	9,013,180	8,457,353	7,156,096	36,097,378	22,244,257
Textbooks	1,062,702	1,161,347	1,275,441	8,907,826	1,725,924
Software	1,622,389	1,555,954	959,012	2,602,516	1,318,170
All Other Supplies & Material	8,274,663	11,277,457	14,838,587	3,361,004	2,193,646
Total Supplies & Materials	19,972,934	22,452,111	24,229,136	50,968,724	27,481,997
Equipment	541,911	730,732	673,626	787,529	378,144
Other Objects	58,024	144,454	136,565	62,827	94,315
Total Expenditures - Instruction	\$ 310,874,010	\$ 319,842,091	\$ 340,888,227	\$ 408,078,545	\$ 465,638,171
Support Services/Students - Function 2100					
Salaries - Guidance	\$ 8,004,830	\$ 8,332,343	\$ 10,476,571	\$ 13,153,006	\$ 12,852,915
Salaries - Health Services	8,186,463	8,268,982	9,264,129	10,361,468	10,506,351
Salaries - Psychologists	5,070,181	4,927,452	5,657,427	6,881,000	6,927,014
Salaries - Secretarial & Clerical	134,534	144,509	131,122	194,581	137,862
Salaries - Other	1,833,744	1,997,250	2,268,584	2,649,995	2,489,596
Total Salaries	23,229,752	23,670,536	27,797,833	33,240,050	32,913,738
Employee Benefits	8,181,097	8,535,320	10,227,255	12,508,978	13,763,501
Purchased Services	131,548	194,221	557,402	1,078,907	803,145
Supplies & Materials	106,666	184,102	177,447	1,687,407	1,326,829
Equipment	-	8,800	-	51,000	11,000
Other Objects	20,278	16,038	14,303	27,400	27,005
Total Expenditures - Support Services/Students	\$ 31,669,341	\$ 32,609,017	\$ 38,774,240	\$ 48,593,742	\$ 48,845,218
Support Services/Instructional Staff - Function 2200					
Salaries - Supervisors & Consultants	\$ 2,344,686	\$ 2,646,230	\$ 2,780,677	\$ 3,168,577	\$ 3,178,482
Salaries - Teachers	6,945,666	8,123,923	7,490,216	8,419,216	7,072,081
Salaries - Librarians	1,446,942	1,537,498	1,638,004	1,722,957	1,724,567
Salaries - Secretarial & Clerical	941,454	861,634	965,316	982,990	935,305
Salaries - Media Workers	1,220,900	1,188,305	1,283,320	1,502,236	1,506,725
Salaries - All Other	152,969	178,551	174,119	638,814	139,987
Total Salaries	13,052,617	14,536,141	14,331,652	16,434,790	14,557,147

JORDAN SCHOOL DISTRICT

FUND 10 - GENERAL

EXPENDITURES BY FUNCTION, BY OBJECT

	Actual 2020-21	Actual 2021-22	Actual 2022-23	Final Amended 2023-24	Proposed 2024-25
Support Services/Instructional Staff - Function 2200 (cont.)					
Employee Benefits	\$ 4,558,114	\$ 4,780,325	\$ 4,725,778	\$ 5,485,798	\$ 5,579,676
Purchased Services	1,387,912	2,205,771	3,076,647	3,438,791	3,091,386
Supplies & Materials (except as below)	560,479	1,110,476	940,174	2,234,875	2,315,370
Library Books	705,756	650,881	725,011	1,024,368	691,275
Audio Visual Materials	368	227	-	6,506	6,506
Equipment	333	6,637	4,311	13,260	13,260
Other Objects	31,143	30,658	36,004	62,437	36,437
Total Expenditures - Support Services/Instructional Staff	\$ 20,296,722	\$ 23,321,116	\$ 23,839,577	\$ 28,700,825	\$ 26,291,057
Support Services/General District Administration - Function 2300					
Salaries - Superintendent and School Board	\$ 296,168	\$ 324,350	\$ 347,435	\$ 370,614	\$ 370,614
Salaries - Assistant Superintendents	1,338,807	1,376,479	1,519,990	1,789,676	1,789,679
Salaries - Secretarial & Clerical	488,546	429,376	492,073	561,796	559,977
Salaries - All Other	35,558	70,347	67,811	66,002	2,750
Total Salaries	2,159,079	2,200,552	2,427,309	2,788,088	2,723,020
Employee Benefits	865,355	848,660	914,750	1,027,073	1,055,226
Purchased Services	458,425	432,123	481,602	966,042	675,042
Supplies & Materials	70,237	116,182	110,245	109,294	109,294
Other Objects	56,283	55,467	68,451	65,100	65,100
Total Expenditures - Support Services/General District Administration	\$ 3,609,379	\$ 3,652,984	\$ 4,002,357	\$ 4,955,597	\$ 4,627,682
Support Services/School Administration - Function 2400					
Salaries - Principals & Assistants	\$ 15,831,701	\$ 16,620,910	\$ 20,138,426	\$ 21,443,516	\$ 23,239,356
Salaries - Secretarial & Clerical	6,675,066	6,631,910	7,305,947	7,942,514	7,860,556
Salaries - All Other	259,621	332,769	517,385	1,144,831	1,166,031
Total Salaries	22,766,388	23,585,589	27,961,758	30,530,861	32,265,943
Employee Benefits	8,500,087	8,825,601	10,337,598	11,035,571	12,845,850
Purchased Services and Other	257,374	562,252	527,135	1,959,707	989,784
Total Expenditures - Support Services/School Administration	\$ 31,523,849	\$ 32,973,442	\$ 38,826,491	\$ 43,526,139	\$ 46,101,577
Support Services/Business Administration - Function 2500					
Salaries - Classified Supervisors	\$ 512,473	\$ 388,947	\$ 406,100	\$ 441,102	\$ 441,103
Salaries - Secretarial & Clerical	1,136,831	1,400,247	1,488,677	1,691,689	1,691,690
Salaries - Other	64,072	61,595	22,331	54,557	54,557
Total Salaries	1,713,376	1,850,789	1,917,108	2,187,348	2,187,350
Employee Benefits	722,799	778,147	794,397	892,308	956,636
Purchased Services and Insurance	1,729,992	1,269,256	1,623,769	2,042,888	3,499,677
Supplies & Materials	15,854	16,266	21,714	23,330	23,430
Equipment	-	-	2,165	1,800	1,610
Other Objects	806,025	6,893	12,007	5,650	5,650
Total Expenditures - Support Services/Business Administration	\$ 4,988,046	\$ 3,921,351	\$ 4,371,160	\$ 5,153,324	\$ 6,674,353

JORDAN SCHOOL DISTRICT

FUND 10 - GENERAL

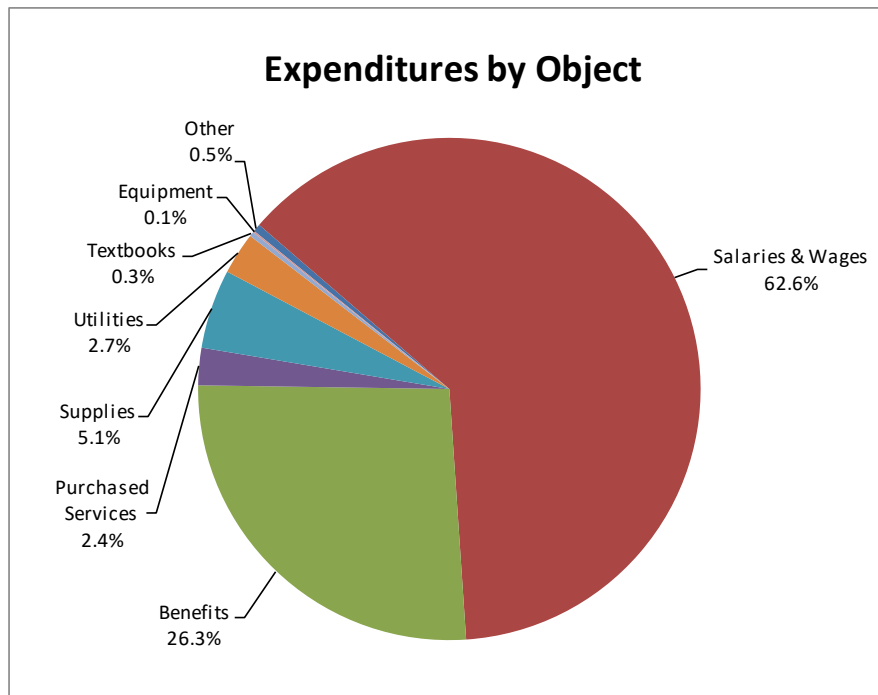
EXPENDITURES BY FUNCTION, BY OBJECT

	Actual 2020-21	Actual 2021-22	Actual 2022-23	Final Amended 2023-24	Proposed 2024-25
Support Services/Operation & Maintenance of Plant - Function 2600					
Salaries - Administrator	\$ 291,956	\$ 291,181	\$ 265,003	\$ 194,008	\$ 194,008
Salaries - Secretarial	422,800	404,333	439,760	452,651	452,651
Salaries - Warehouse	233,821	236,606	220,881	419,281	425,645
Salaries - Delivery	814,297	896,963	869,846	1,231,973	1,235,473
Salaries - Security	184,152	205,982	213,763	215,321	215,321
Salaries - Director/Coordinator	786,815	802,526	863,319	1,066,531	1,078,741
Salaries - Custodians	6,838,334	6,914,941	7,316,325	10,058,287	13,087,257
Salaries - Sweepers	2,567,004	2,693,789	2,781,682	3,468,534	3,526,541
Salaries - Summer Help	41,458	22,359	10,850	40,000	40,000
Salaries - Trades	4,843,556	4,715,352	5,300,969	5,702,269	5,825,778
Total Salaries	17,024,193	17,184,032	18,282,398	22,848,855	26,081,415
Employee Benefits	6,674,887	6,581,154	6,864,184	7,769,542	12,259,360
Purchased Services	1,317,848	1,568,036	2,489,964	2,162,187	2,175,187
Utilities and Supplies	14,560,482	14,469,229	17,788,317	20,507,017	20,389,470
Equipment	4,888	11,102	121,846	117,000	49,900
Other Objects	10,125	42,685	302,505	746,320	22,680
Total Expenditures - Support Services/Operation & Maintenance of Plant	\$ 39,592,423	\$ 39,856,238	\$ 45,849,214	\$ 54,150,921	\$ 60,978,012
Support Services/Student Transportation Services - Function 2700					
Salaries - Secretarial & Clerical	\$ 826,374	\$ 892,939	\$ 960,526	\$ 1,055,616	\$ 1,055,616
Salaries - Supervisors	129,617	134,003	142,818	155,372	155,372
Salaries - Bus Drivers	6,006,140	6,839,464	7,575,588	8,088,044	9,299,419
Salaries - Mechanics	946,962	931,977	956,502	1,030,997	1,047,227
Salaries - Other	324,907	373,156	367,831	400,686	390,190
Total Salaries	8,234,000	9,171,539	10,003,265	10,730,715	11,947,824
Employee Benefits	3,419,361	3,614,855	3,942,056	4,483,810	6,354,241
Purchased Services	299,370	529,373	491,486	385,030	402,624
Fuel, Supplies, and Materials	1,320,050	1,856,599	2,068,114	3,235,110	3,235,110
Other Objects	63,254	61,927	44,411	42,000	42,000
Total Expenditures - Support Services/Student Transportation Services	\$ 13,336,035	\$ 15,234,293	\$ 16,549,332	\$ 18,876,665	\$ 21,981,799
Support Services/Personnel, Planning, and Data Processing - Function 2800					
Salaries	\$ 4,307,792	\$ 4,233,868	\$ 4,397,202	\$ 4,938,704	\$ 4,947,643
Employee Benefits	1,616,769	1,604,194	1,663,729	1,867,993	1,991,100
Purchased Services	2,049,033	1,630,856	1,792,473	2,280,205	2,336,453
Supplies & Materials	140,788	182,446	(370,370)	229,390	228,390
Equipment	-	-	-	2,000	2,000
Other Objects	4,361	18,273	18,851	23,500	23,500
Total Expenditures - Support Services/Personnel, Planning, and Data Processing	\$ 8,118,743	\$ 7,669,637	\$ 7,501,885	\$ 9,341,792	\$ 9,529,086
Debt Service Related to Subscription-Based Technology Arrangements - Function 5000					
Principal	\$ -	\$ -	\$ 910,106	\$ 807,254	\$ 535,748
Interest	-	-	95,455	59,050	26,760
Total Expenditures - Debt Service Related to Subscription-Based Technology Arrangements	\$ -	\$ -	\$ 1,005,561	\$ 866,304	\$ 562,508
Total Expenditures	\$ 464,008,548	\$ 479,080,169	\$ 521,608,044	\$ 622,243,854	\$ 691,229,463

General Fund – Summary of Expenditures by Function

Function	Actual 2020-21	Actual 2021-22	Actual 2022-23	Final Amended 2023-24	Proposed 2024-25
1000 Instruction	\$ 310,874,010 67.00%	\$ 319,842,091 66.76%	\$ 340,888,227 65.35%	\$ 408,078,545 65.58%	\$ 465,638,171 67.36%
2100 Student Support Services	31,669,341 6.83%	32,609,017 6.81%	38,774,240 7.43%	48,593,742 7.81%	48,845,218 7.07%
2200 Instructional Staff Support Services	20,296,722 4.37%	23,321,116 4.87%	23,839,577 4.57%	28,700,825 4.61%	26,291,057 3.80%
2300 General District Administration	3,609,379 0.78%	3,652,984 0.76%	4,002,357 0.77%	4,955,597 0.80%	4,627,682 0.67%
2400 School Administration	31,523,849 6.79%	32,973,442 6.88%	38,826,491 7.44%	43,526,139 7.00%	46,101,577 6.67%
2500 Business	4,988,046 1.07%	3,921,351 0.82%	4,371,160 0.84%	5,153,324 0.83%	6,674,353 0.97%
2600 Operation & Maintenance of Facilities	39,592,423 8.53%	39,856,238 8.32%	45,849,214 8.79%	54,150,921 8.70%	60,978,012 8.82%
2700 Student Transportation	13,336,035 2.87%	15,234,293 3.18%	16,549,332 3.17%	18,876,665 3.03%	21,981,799 3.18%
2800 Personnel, Planning and Data Processing	8,118,743 1.75%	7,669,637 1.60%	7,501,885 1.44%	9,341,792 1.50%	9,529,086 1.38%
5000 Debt Service	- 0.00%	- 0.00%	1,005,561 0.19%	866,304 0.14%	562,508 0.08%
Total Expenditures By Function	\$ 464,008,548	\$ 479,080,169	\$ 521,608,044	\$ 622,243,854	\$ 691,229,463
Enrollment During Year (October 1)	56,102	57,840	57,829	57,436	57,415
Expenditures Per Pupil	\$ 8,271	\$ 8,283	\$ 9,020	\$ 10,834	\$ 12,039

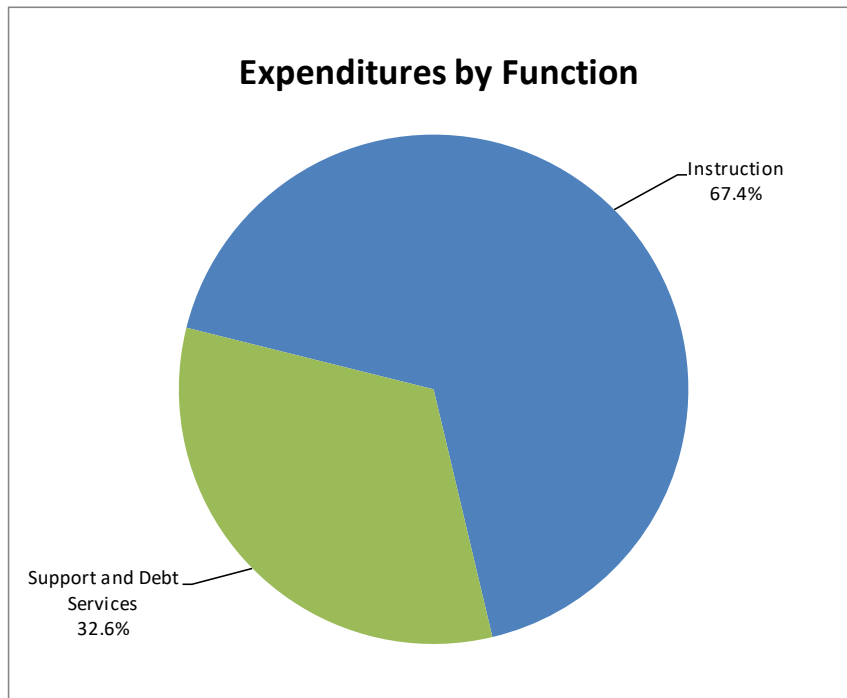
Note: The 2023-24 Final Amended expenditures are overstated by the deferred revenue that will be determined as of June 30, 2024.



General Fund – Expenditures by Function per Pupil

Function Number	Function	Actual 2020-21	Actual 2021-22	Actual 2022-23	Final Amended 2023-24	Proposed 2024-25
1000	Instruction	\$ 5,541 67.00%	\$ 5,530 66.76%	\$ 5,895 65.35%	\$ 7,105 65.58%	\$ 8,110 67.36%
2100	Student Support Services	564 6.83%	564 6.81%	670 7.43%	846 7.81%	851 7.07%
2200	Instructional Staff Support Services	362 4.37%	403 4.87%	412 4.57%	500 4.61%	458 3.80%
2300	General District Administration	64 0.78%	63 0.76%	69 0.77%	86 0.80%	81 0.67%
2400	School Administration	562 6.79%	570 6.88%	671 7.44%	758 7.00%	803 6.67%
2500	Business	89 1.07%	68 0.82%	76 0.84%	90 0.83%	116 0.97%
2600	Operation & Maintenance of	706 8.53%	689 8.32%	793 8.79%	943 8.70%	1,062 8.82%
2700	Student Transportation	238 2.87%	263 3.18%	286 3.17%	329 3.03%	383 3.18%
2800	Personnel, Planning and Data	145 1.75%	133 1.60%	130 1.44%	163 1.50%	166 1.38%
5000	Debt Service	- 0.00%	- 0.00%	17 0.19%	15 0.14%	10 0.08%
Total Expenditures By Function		\$ 8,271	\$ 8,283	\$ 9,020	\$ 10,834	\$ 12,039

Note: The 2023-24 Final Amended expenditures are overstated by the deferred inflows that will be determined as of June 30, 2024. Including the deferred inflows overstates the expenditures per pupil in 2024-25; thereby, overstating the true per pupil increase between 2022-23, 2023-24 and 2024-25.



JORDAN SCHOOL DISTRICT

FUND 10 - GENERAL FUND

STATEMENT OF REVENUES, EXPENDITURES AND CHANGES IN FUND BALANCES
WITHOUT CONTINGENCIES AND CARRYOVERS

	Actual 2020-21	Actual 2021-22	Actual 2022-23	Final Amended 2023-24	Proposed 2024-25
REVENUES					
Local Sources	\$ 116,760,760	\$ 127,233,057	\$ 191,952,434	\$ 191,296,686	\$ 190,661,736
State Sources	298,390,965	306,531,157	314,808,368	400,413,334	396,741,125
Federal Sources	29,706,488	38,243,516	36,875,603	29,308,462	22,052,646
Total Revenues	<u>444,858,213</u>	<u>472,007,730</u>	<u>543,636,405</u>	<u>621,018,482</u>	<u>609,455,507</u>
EXPENDITURES					
Current:					
Instruction	310,874,010	319,842,091	340,888,227	396,482,830	398,611,699
Support Services					
Students	31,669,341	32,609,017	38,774,240	48,593,742	48,845,218
Instructional Staff	20,296,722	23,321,116	23,839,577	28,700,825	26,291,057
General District Administration	3,609,379	3,652,984	4,002,357	4,955,597	4,627,682
School Administration	31,523,849	32,973,442	38,826,491	43,526,139	46,101,577
Business	4,988,046	3,921,351	4,371,160	5,153,324	6,674,353
Operation & Maintenance of Facilities	39,592,423	39,856,238	45,849,214	52,150,921	58,978,012
Student Transportation	13,336,035	15,234,293	16,549,332	17,876,665	20,981,799
Personnel, Planning and Data Processing	8,118,743	7,669,637	7,501,885	9,341,792	9,529,086
Debt Service:					
Principal	-	-	910,106	807,254	535,748
Interest	-	-	95,455	59,050	26,760
Total Expenditures	<u>464,008,548</u>	<u>479,080,169</u>	<u>521,608,044</u>	<u>607,648,139</u>	<u>621,202,991</u>
Excess (Deficiency) of Revenues Over Expenditures	(19,150,335)	(7,072,439)	22,028,361	13,370,343	(11,747,484)
Other Financing Sources (Uses)					
Interfund Transfer Out	(236,085)	(354,883)	(348,311)	(424,537)	(435,686)
Fund Balance, Beginning of Year	<u>152,619,370</u>	<u>133,232,950</u>	<u>125,805,628</u>	<u>147,772,679</u>	<u>160,718,485</u>
Ending Fund Balance	<u>\$ 133,232,950</u>	<u>\$ 125,805,628</u>	<u>\$ 147,772,679</u>	<u>\$ 160,718,485</u>	<u>\$ 148,535,315</u>
FUND BALANCE					
Nonspendable					
Inventories	\$ 1,157,473	\$ 1,214,094	\$ 1,331,767	\$ 1,400,000	\$ 1,400,000
Restricted for					
Programs	4,047,892	2,163,807	2,045,463	2,045,463	2,045,463
Committed to					
Contractual Obligations	3,647,195	11,983,489	3,216,532	3,216,532	3,216,532
Economic Stabilization	25,700,000	27,100,000	29,000,000	31,100,000	31,100,000
Compensated Absences	5,722,116	5,598,476	6,079,945	6,200,000	6,200,000
Retiree Benefits	29,734,496	24,847,566	21,432,011	18,020,829	15,213,128
West Jordan Feeder	-	-	1,476,410	-	-
Educator Grants	3,421,338	1,897,791	-	-	-
Assigned to					
Educational Programs	7,828,172	10,272,943	8,550,252	8,550,252	8,550,252
Personnel	27,614,912	34,000,000	53,673,960	10,000,000	10,000,000
Unassigned	<u>24,359,356</u>	<u>6,727,462</u>	<u>20,966,339</u>	<u>80,185,409</u>	<u>70,809,940</u>
Total Fund Balance	<u>\$ 133,232,950</u>	<u>\$ 125,805,628</u>	<u>\$ 147,772,679</u>	<u>\$ 160,718,485</u>	<u>\$ 148,535,315</u>

Notes: (1) The commitment for economic stabilization is permitted by state law. This reserve is for contingencies. According to state law, the District may not use this commitment in the negotiation or settlement of contract salaries for District employees. Expenditures from this commitment require a written resolution adopted by the Board of Education filed with the Utah State Office of Education and State Auditor. The legal maximum of this commitment is 5% of the maintenance and operation budget.

JORDAN SCHOOL DISTRICT

FUND 10 - GENERAL

MAJOR GRANTS AWARDED

	Actual 2020-21	Actual 2021-22	Actual 2022-23	Final Amended 2023-24	Proposed 2024-25
State Sources					
Restricted Basic School Programs:					
Special Education - Regular Program	\$ 23,140,990	\$ 25,560,953	\$ 29,393,660	\$ 32,845,647	\$ 35,438,339
Special Education - Self-Contained	4,598,864	4,633,395	4,717,775	5,044,717	5,569,589
Special Education - Preschool	4,238,319	4,851,512	4,887,822	5,398,634	5,859,581
Career & Technical Education	7,479,371	7,690,492	9,554,666	10,061,083	10,073,272
Students At-Risk - Add-on	-	2,772,476	4,331,997	6,689,640	8,717,967
Class Size Reduction	12,217,800	13,287,352	14,233,525	15,010,747	15,647,209
Related to Basic Programs:					
Pupil Transportation To and From	8,642,698	9,429,434	10,240,927	11,137,675	11,579,531
Flexible Allocation	-	-	-	145,662	145,635
At-Risk Students	2,825,848	107,634	123,245	138,223	N/A
Youth-in-Custody	228,933	345,346	359,016	734,647	N/A
Adult Education	748,460	793,995	836,891	940,873	1,017,804
Gifted and Talented (Accelerated Learner)	306,688	349,533	236,641	248,882	N/A
Advanced Placement (Accelerated Learner)	200,450	224,280	236,641	386,021	N/A
Concurrent Enrollment (Accelerated Learner)	406,480	454,682	589,875	647,346	N/A
Early Literacy	763,179	348,135	983,290	712,074	-
Early Intervention (OEK)	822,468	1,256,912	1,412,086	-	-
Educator Salary Adjustment	16,330,839	16,545,311	16,914,969	34,756,062	36,808,410
Teacher Salary Supplement	1,642,780	535,036	543,672	-	-
Teachers' Supplies	468,656	462,380	462,933	461,660	1,053,154
Educator Professional Time	-	-	-	5,526,497	6,389,409
Trust Land	6,937,879	7,228,572	7,586,103	8,040,245	8,364,034
USTAR Centers	-	-	-	-	-
Teacher & Student Success Act	8,839,669	10,745,149	12,778,179	15,122,362	16,246,636
Student Health & Counseling Support	1,893,845	2,088,421	2,218,260	2,023,662	1,750,279
Beverly Taylor Sorenson Arts	1,541,043	1,682,754	2,146,012	2,256,676	N/A
Digital Teaching & Learning	1,551,049	1,561,778	1,572,841	1,565,902	N/A
COVID Stipend	8,640,313	-	-	-	-
Driver Education	399,638	316,020	542,466	848,239	N/A
Voted Leeway Subsidy	13,720,716	11,896,131	6,249,831	12,055,579	14,461,792
Board Leeway Subsidy	3,236,193	2,974,033	1,562,458	3,013,894	3,896,002
Total State Revenues	131,823,168	128,141,716	134,715,781	175,812,649	183,018,643
Federal Sources					
Title I Grants to Local Educational Agencies	3,520,944	4,128,733	1,580,790	1,575,911	1,575,911
Special Education	12,000,471	17,470,534	14,433,119	19,264,167	19,264,167
Medical Assistance Program	1,005,119	1,331,641	573,069	1,337,792	950,000
Career & Technical Education	463,603	479,580	850,934	477,132	477,132
Federal CARES	14,912,334	25,947,488	-	-	-
Total Federal Revenues	31,902,471	49,357,976	17,437,912	22,655,002	22,267,210
Total Revenues	\$ 163,725,639	\$ 177,499,692	\$ 152,153,693	\$ 198,467,651	\$ 205,285,853

Number of School Buildings in Operation

School Opening Date	Elementary Schools	Middle Schools	High Schools	Other Schools	Total Schools	Increase in School Buildings
1970	19	6	3	1	29	
1971	20	6	3	1	30	1
1972	21	6	3	1	31	1
1973	23	7	3	1	34	3
1974	25	7	3	2	37	3
1975	26	7	4	3	40	3
1976	30	7	4	3	44	4
1977	31	7	4	3	45	1
1978	33	7	5	3	48	3
1979	35	7	5	3	50	2
1980	38	9	5	4	56	6
1981	39	9	6	5	59	3
1982	40	9	6	5	60	1
1984	42	11	6	5	64	4
1986	43	11	6	5	65	1
1987	45	12	6	5	68	3
1988	46	12	6	5	69	1
1989	46	13	6	5	70	1
1994	46	14	6	5	71	1
1995	47	14	7	5	73	2
1998	51	15	7	5	78	5
1999	53	15	8	5	81	3
2002	53	15	8	6	82	1
2003	54	15	8	6	83	1
2004	56	15	8	6	85	2
2005	55	17	8	7	87	2
2006	57	17	8	7	89	2
2007	58	17	8	7	90	1
2008	60	17	8	7	92	2
2009**	32	9	4	5	50	-42
2010	32	9	5	5	51	1
2011	33	9	5	5	52	1
2013	33	10	5	5	53	1
2014	34	10	5	5	54	1
2015	34	10	5	6	55	1
2017	36	10	5	6	57	2
2019	38	11	6	6	61	4
2020	38	12	6	6	62	1
2021	40	12	6	6	64	2
2022	41	12	6	6	65	1
2023	41	12	6	6	65	0
2024*	42	12	6	6	66	1

*Projected number of school buildings in operation for the 2024-25 school year.

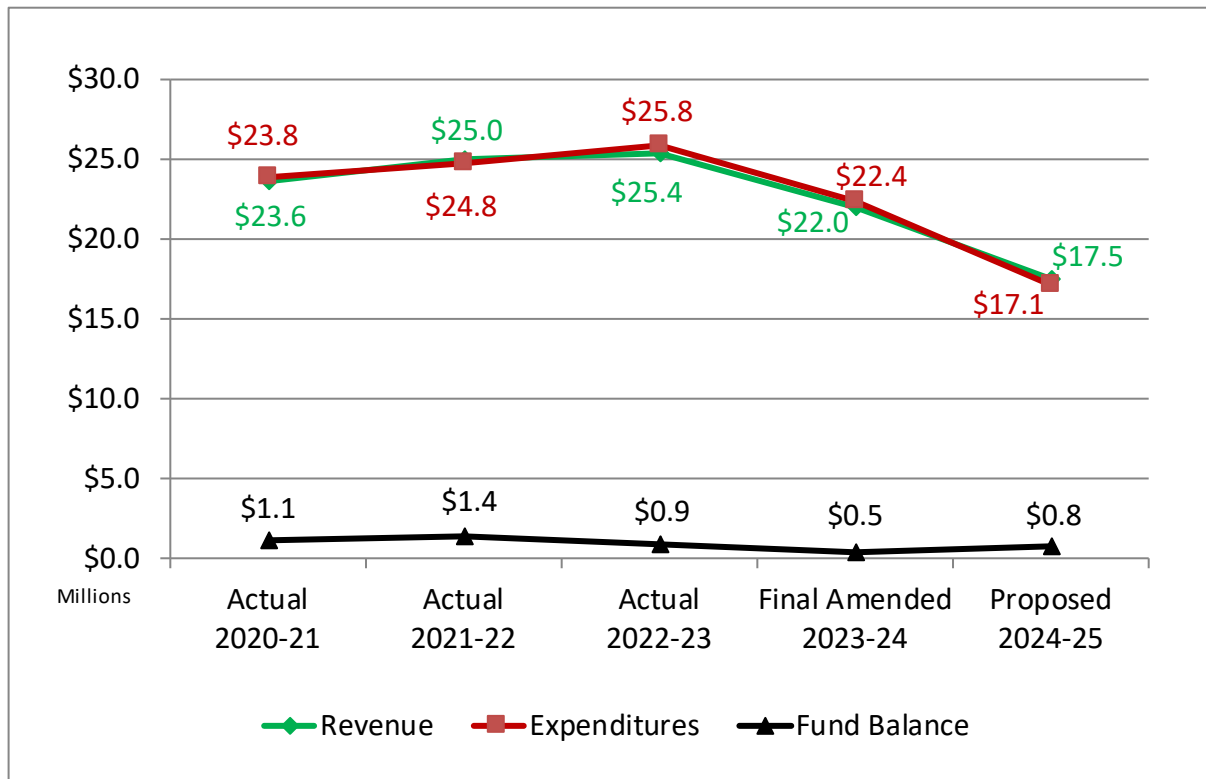
**Effective 2009-10, the District was divided into two districts.

This page intentionally left blank.

DEBT SERVICE – FUND 31

The Debt Service Fund is used to account for the accumulation of resources for, and payment of, principal, interest, and related costs on general obligation bonds.

Debt Service Financial Overview



Note: Fund balance amounts are as of June 30.

JORDAN SCHOOL DISTRICT

FUND 31 - DEBT SERVICE

STATEMENT OF REVENUES, EXPENDITURES AND CHANGES IN FUND BALANCES

	Actual 2020-21	Actual 2021-22	Actual 2022-23	Final Amended 2023-24	Proposed 2024-25
REVENUES					
Local Sources					
Property Tax	\$ 23,494,193	\$ 24,955,277	\$ 24,870,206	\$ 21,571,200	\$ 17,100,000
Interest	68,521	64,908	481,594	415,000	400,000
Total Revenues	<u>23,562,714</u>	<u>25,020,185</u>	<u>25,351,800</u>	<u>21,986,200</u>	<u>17,500,000</u>
EXPENDITURES					
Bond Principal	15,745,000	17,372,000	19,158,000	16,523,000	11,873,000
Bond Interest	8,075,892	7,393,350	6,667,771	5,891,360	5,231,598
Paying Agent Fees	2,500	2,500	2,500	7,500	7,500
Total Expenditures	<u>23,823,392</u>	<u>24,767,850</u>	<u>25,828,271</u>	<u>22,421,860</u>	<u>17,112,098</u>
Excess (Deficiency) of Revenues Over Expenditures	<u>(260,678)</u>	<u>252,335</u>	<u>(476,471)</u>	<u>(435,660)</u>	<u>387,902</u>
Fund Balance, Beginning of Year	<u>1,374,446</u>	<u>1,113,768</u>	<u>1,366,103</u>	<u>889,632</u>	<u>453,972</u>
Fund Balance, End of Year	<u>\$ 1,113,768</u>	<u>\$ 1,366,103</u>	<u>\$ 889,632</u>	<u>\$ 453,972</u>	<u>\$ 841,874</u>
FUND BALANCE					
Restricted for Debt Service	<u>\$ 1,113,768</u>	<u>\$ 1,366,103</u>	<u>\$ 889,632</u>	<u>\$ 453,972</u>	<u>\$ 841,874</u>
Total Fund Balance	<u>\$ 1,113,768</u>	<u>\$ 1,366,103</u>	<u>\$ 889,632</u>	<u>\$ 453,972</u>	<u>\$ 841,874</u>

JORDAN SCHOOL DISTRICT

SCHEDULE OF OUTSTANDING GENERAL OBLIGATION BONDS
General Long-Term Debt Issued by Jordan School District

Bonds Payable Summary

Bonds Payable, June 30, 2023	\$ 166,397,000
Less Bond Principal Payment (2023-24)	<u>(16,523,000)</u>
Bonds Payable, June 30, 2024	149,874,000
Less Bond Principal Payments (2024-25)	<u>(11,873,000)</u>
Bonds Payable, June 30, 2025	<u><u>\$ 138,001,000</u></u>

Computation of Legal Debt Margin - June 30, 2025

The general obligation indebtedness of the Board is limited to 4% of the value of taxable property in the District the legal debt limit and additional debt incurring capacity of the Board are based on the estimated fair market value for 2024 and are calculated as follows:

Estimated 2024 Fair Market Value	\$ 65,700,000,000
Debt Limit (4% of Fair Market Value)	2,628,000,000
Less: General Obligation Debt at June 30, 2025	<u>(138,001,000)</u>
Additional Debt Incurring Capacity	<u><u>\$ 2,489,999,000</u></u>

JORDAN SCHOOL DISTRICT

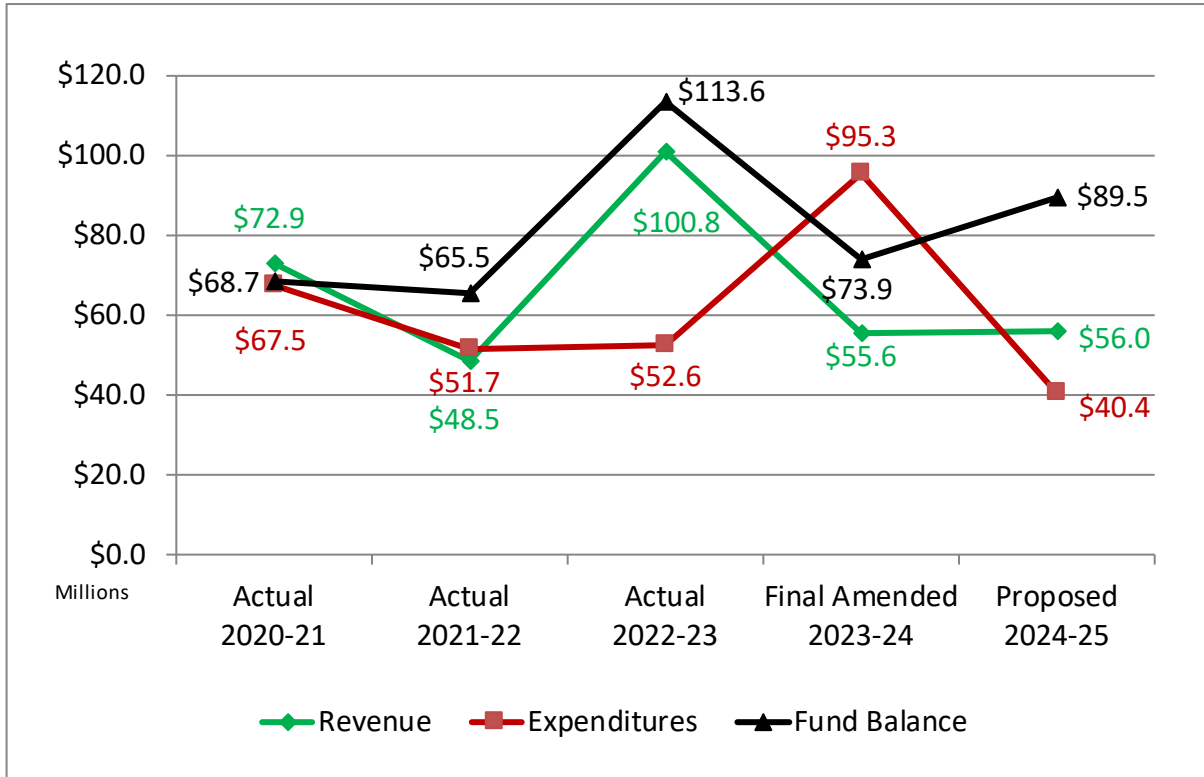
SCHEDULE OF OUTSTANDING GENERAL OBLIGATION BONDS
General Long-Term Debt

		Series 2017	Series 2018	Series 2019B	Series 2020A	Series 2020B	Total
		\$35,905,000	\$72,970,000	\$56,470,000	\$44,555,000	\$20,252,000	
2024	Principal	\$ 1,650,000	\$ 3,350,000	\$ 2,375,000	\$ 5,500,000	\$ 3,648,000	\$ 16,523,000
	Interest	1,235,625	2,154,213	1,599,406	790,562	111,554	5,891,360
2025	Principal	1,750,000	3,500,000	2,475,000	3,100,000	1,048,000	\$ 11,873,000
	Interest	1,153,125	1,986,713	1,480,656	515,562	55,010	5,191,066
2026	Principal	1,825,000	3,700,000	2,600,000	1,020,000	-	9,145,000
	Interest	1,065,625	1,811,713	1,356,906	360,562	38,766	4,633,572
2027	Principal	1,925,000	3,875,000	2,750,000	1,075,000	-	9,625,000
	Interest	974,375	1,626,713	1,226,906	309,562	38,766	4,176,322
2028	Principal	2,005,000	4,025,000	2,875,000	1,125,000	-	10,030,000
	Interest	878,125	1,471,713	1,089,406	255,812	38,766	3,733,822
2029	Principal	2,125,000	4,200,000	3,000,000	1,150,000	-	10,475,000
	Interest	777,875	1,310,713	974,406	233,312	38,766	3,335,072
2030	Principal	2,225,000	4,350,000	3,100,000	1,175,000	-	10,850,000
	Interest	671,625	1,142,713	854,406	210,312	38,766	2,917,822
2031	Principal	2,300,000	4,475,000	3,200,000	1,200,000	-	11,175,000
	Interest	582,625	1,029,613	761,406	186,812	38,766	2,599,222
2032	Principal	2,375,000	4,600,000	3,300,000	1,225,000	-	11,500,000
	Interest	513,625	908,788	673,406	162,812	38,766	2,297,397
2033	Principal	2,450,000	4,725,000	3,400,000	1,250,000	-	11,825,000
	Interest	439,406	777,688	578,531	138,313	38,766	1,972,704
2034	Principal	2,525,000	4,850,000	3,500,000	1,275,000	-	12,150,000
	Interest	359,781	635,938	476,531	113,312	38,766	1,624,328
2035	Principal	2,625,000	5,000,000	3,600,000	1,300,000	-	12,525,000
	Interest	277,719	490,438	367,156	87,812	38,766	1,261,891
2036	Principal	2,700,000	5,150,000	3,725,000	1,325,000	1,241,000	14,141,000
	Interest	189,125	340,438	250,156	60,187	38,766	878,672
2037	Principal	2,800,000	5,325,000	3,825,000	1,350,000	1,260,000	14,560,000
	Interest	98,000	173,062	129,094	30,375	19,524	450,055
Total		\$ 40,496,656	\$ 76,985,456	\$ 55,543,372	\$ 26,525,307	\$ 7,809,514	\$ 207,360,305
	Total Principal	\$ 31,280,000	\$ 61,125,000	\$ 43,725,000	\$ 23,070,000	\$ 7,197,000	\$ 166,397,000
	Total Interest	9,216,656	15,860,456	11,818,372	3,455,307	612,514	40,963,305
Total		\$ 40,496,656	\$ 76,985,456	\$ 55,543,372	\$ 26,525,307	\$ 7,809,514	\$ 207,360,305

CAPITAL PROJECTS – FUND 32

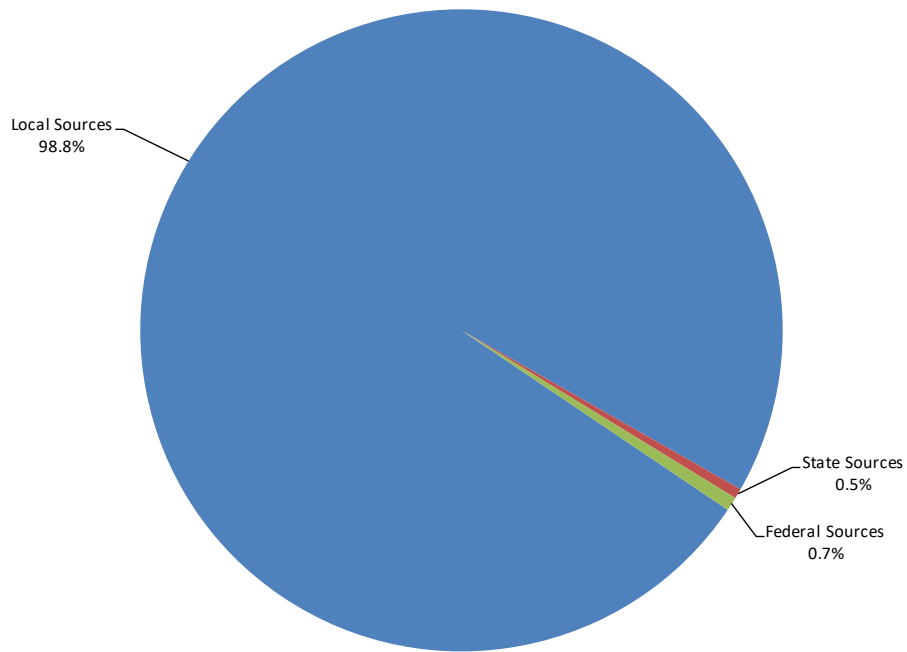
The Capital Projects Fund is used to account for the acquisition of capital assets, construction of major capital projects not being financed by proprietary funds. This fund includes Local Building Authority activity and debt service on qualified school construction bonds.

Capital Projects Financial Overview

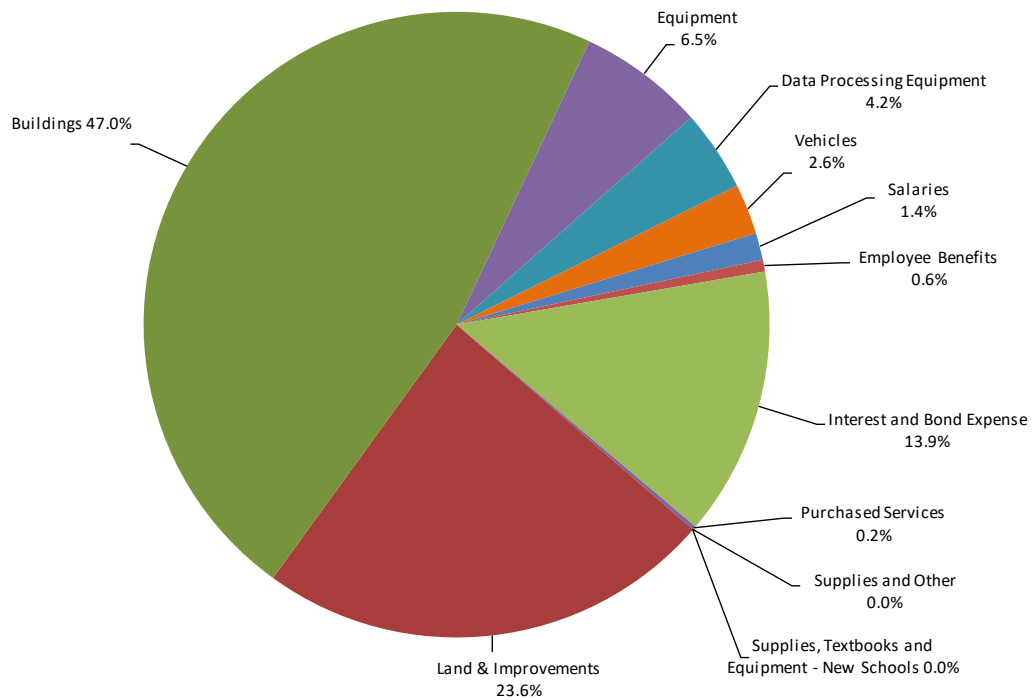


Note: Fund balance amounts are as of June 30.

Capital Projects Fund Revenue Sources



Capital Project Fund Expenditures



JORDAN SCHOOL DISTRICT

FUND 32 - CAPITAL PROJECTS

STATEMENT OF REVENUES, EXPENDITURES AND CHANGES IN FUND BALANCES

	Actual 2020-21	Actual 2021-22	Actual 2022-23	Final Amended 2023-24	Proposed 2024-25
REVENUE					
Local Sources					
Property Tax	\$ 44,425,428	\$ 46,136,143	\$ 49,546,080	\$ 51,116,114	\$ 51,627,275
Interest	311,646	254,919	3,661,629	3,250,000	3,500,000
Other Local	5,284,844	260,487	327,022	100,000	100,000
Total Local Revenues	50,021,918	46,651,549	53,534,731	54,466,114	55,227,275
State Sources	918,820	608,855	6,966,992	363,856	297,127
Federal Sources	1,813,210	491,577	2,228,658	731,828	419,258
Total Revenues	52,753,948	47,751,981	62,730,381	55,561,798	55,943,660
EXPENDITURES					
Salaries	465,213	470,375	497,152	561,255	561,255
Employee Benefits	186,025	179,596	193,236	214,576	225,573
Interest and Bond Expense	1,076,716	2,196,794	2,799,957	3,676,723	5,590,947
Purchased Services	62,030	39,345	24,881	68,400	68,400
Supplies and Other	8,581	14,679	13,546	16,200	16,200
Supplies, Textbooks and Equipment - New Schools	3,224,807	1,188,428	774,482	1,667,760	-
Land & Improvements	7,345,729	7,862,843	7,790,060	9,035,400	9,570,000
Buildings	50,695,394	32,140,501	33,759,732	69,447,156	18,991,417
Equipment	2,350,785	3,190,866	2,834,399	3,616,299	2,604,480
Data Processing Equipment	1,538,127	2,197,061	2,462,676	2,290,000	1,690,000
Vehicles	505,934	2,213,914	1,494,543	4,703,410	1,049,500
Total Expenditures	67,459,341	51,694,402	52,644,664	95,297,179	40,367,772
Excess (Deficiency) of Revenues Over Expenditures	(14,705,393)	(3,942,421)	10,085,717	(39,735,381)	15,575,888
OTHER FINANCING SOURCES/USES					
Bond Proceeds, Lease Revenue	19,853,000	-	37,858,000	-	-
Sale of Property	315,022	712,349	177,686	50,000	50,000
Total Other Financing Sources	20,168,022	712,349	38,035,686	50,000	50,000
Excess (Deficiency) of Revenues and Other Financing Sources Over Expenditures and Other Financing Uses	5,462,629	(3,230,072)	48,121,403	(39,685,381)	15,625,888
Fund Balance, Beginning of Year	63,226,891	68,689,520	65,459,448	113,580,851	73,895,470
Fund Balance, End of Year	\$ 68,689,520	\$ 65,459,448	\$ 113,580,851	\$ 73,895,470	\$ 89,521,358
FUND BALANCE					
Restricted for Capital Projects	\$ 68,689,520	\$ 65,459,448	\$ 113,580,851	\$ 73,895,470	\$ 89,521,358
Total Fund Balance	\$ 68,689,520	\$ 65,459,448	\$ 113,580,851	\$ 73,895,470	\$ 89,521,358

JORDAN SCHOOL DISTRICT
FUND 32 - CAPITAL PROJECTS
Breakdown of Expenditures

	Actual 2020-21	Actual 2021-22	Actual 2022-23	Final Amended 2023-24	Proposed 2024-25
Salaries	\$ 465,213	\$ 470,375	\$ 497,152	\$ 561,255	\$ 561,255
Employees Benefits	186,025	179,596	193,236	214,576	225,573
Interest and Bond Expense	1,076,716	2,196,794	2,799,957	3,676,723	5,590,947
Purchased Services	62,030	39,345	24,881	68,400	68,400
Supplies and Materials	8,581	14,679	13,546	16,200	16,200
Supplies, Textbooks and Equipment - New Schools	3,224,807	1,188,428	774,482	1,667,760	-
Land & Improvements					
Site Acquisition Expense	6,200,590	6,200,555	6,301,255	7,020,400	7,500,000
Site Projects					
Asphalt Projects - District Wide	612,634	665,289	654,197	700,000	700,000
Parking Projects - High Schools	-	76,591	229,949	100,000	100,000
Sidewalk Projects - District Wide	148,646	175,582	235,637	230,000	230,000
Site Upgrade - District Wide	99,344	254,363	252,678	435,000	570,000
Elementary Playground Upgrades - District Wide	270,765	473,088	89,459	420,000	360,000
Tennis Courts - District Wide Misc.	12,000	17,375	19,000	30,000	10,000
Property Surveys - District Wide	1,750	-	7,885	100,000	100,000
Total Land & Improvements	<u>7,345,729</u>	<u>7,862,843</u>	<u>7,790,060</u>	<u>9,035,400</u>	<u>9,570,000</u>
Buildings					
Building Construction Projects					
Antelope Canyon	866,730	-	-	-	-
Mountain Ridge High School	(74,578)	-	-	-	-
Mountain Creek Middle	(60,464)	-	-	-	-
Mountain Point Elementary	(11,954)	-	-	-	-
Hidden Valley Middle	660,598	(78,097)	-	-	-
Aspen Elementary	13,656,729	346,412	(12,771)	-	-
West Jordan Middle Rebuild	507,508	219,779	-	-	-
Ridge View Elementary	(53,377)	(11,740)	-	-	-
Transportation Expansion	9,200,744	17,863	191,377	-	-
Oakleaf Elementary	6,030,146	12,538,783	1,407,898	200,754	-
Juniper Elementary	-	16,500	8,827,085	28,086,416	650,000
Daybreak Village 9	-	-	-	1,300,000	-
Walmart Building	-	-	-	7,579,600	-
General Building Remodeling/Renovation Projects					
ADA Compliance	47,202	106,931	137,107	400,000	400,000
Air Quality	3,553	6,777	1,926	15,000	15,000
Asbestos Testing/Abatement	37,058	23,774	81,516	50,000	50,000
Audio/Visual	127,413	61,094	1,069,456	2,030,000	230,000
Auditorium Upgrades	111,355	274,923	432,094	425,000	425,000
Bleacher Replacement	14,371	-	-	25,000	25,000
Building Security Alarm Response	233,005	207,690	169,238	100,000	100,000
Computer Cabling	1,011,677	283,257	49,990	400,000	1,000,000
Contingency Fund	-	-	-	1,000,000	1,000,000
Electrical Upgrades	282,837	210,894	239,088	250,000	250,000
Emergency Call Button Installation	39,666	41,091	37,073	45,000	45,000
Emergency Generator	-	1,441	-	25,000	25,000
Facilities Assessment (3DI)	1,875	95,050	64,031	75,000	75,000
Facility Needs	-	-	-	-	126,000
Fire Panel Upgrades	38,421	639	-	55,000	55,000
Floor Coverings	621,686	537,806	484,453	325,000	325,000
Floor Refinishing	47,122	77,310	72,980	90,000	90,000
Heating and Air Conditioning	1,300,372	1,223,769	1,150,986	1,400,000	1,400,000
Kitchen Grease Trap / Upgrades	-	-	3,600	40,000	40,000
Lockers	-	-	4,410	75,000	75,000
Marquees and Scoreboard	56,330	63,331	116,602	170,000	100,000

	Actual 2020-21	Actual 2021-22	Actual 2022-23	Final Amended 2023-24	Proposed 2024-25
General Building Remodeling/Renovation Projects (cont.)					
Painting	\$ 245,317	\$ 186,189	\$ 287,575	\$ 260,000	\$ 260,000
Plumbing	228,469	215,579	431,842	300,000	300,000
Portable Classroom Construction	409,264	429,996	874,755	1,030,000	600,000
Remodeling Projects	339,027	20,190	(159,952)	250,000	250,000
Risk Management	275,057	160,589	113,808	150,000	1,150,000
Roofing Projects	-	-	299,960	2,700,040	4,000,000
School Storage Shed	11,968	14,850	3,200	-	160,000
Whiteboards/Countertops	32,952	18,567	8,244	30,000	30,000
Specific Building Remodeling/Renovation Projects					
Auxiliary Services Parking Lot	-	-	-	795,165	795,165
Bingham High School Remodel Phase 1	19,536	-	-	-	-
Bingham High School Remodel Phase 2	4,911,800	38,525	-	-	-
Bingham High School Remodel Phase 3	3,559,452	5,639,386	-	-	-
Bingham High School Remodel Phase 4	-	3,569,771	7,605,574	1,551,308	-
Bingham High School Remodel Phase 5	-	-	3,678,258	9,531,419	-
Bluffdale Elementary Office Remodel	-	1,170,955	2,775,199	-	-
Copper Hills High Bleachers	-	-	-	267,700	267,700
Copper Hills High Gym Bleacher Replacement	-	-	24,000	1,600	-
Copper Hills High Parking Expansion	-	7,715	466,429	-	-
Elk Meadows Elementary Parking Expansion	-	6,291	367,896	-	-
Fort Herriman Middle Acoustic Tiles	159,097	-	-	-	-
Fort Herriman Middle Security Entrance and Remodel	15,841	-	-	-	-
Herriman Elementary Lighting	-	4,510	-	-	-
Herriman High Commons Area	-	57,513	132,059	-	-
Herriman High Track Replacement	228,131	489,476	-	-	-
Jordan Ridge Elementary Office Remodel	1,295,590	-	-	-	-
Kauri Sue Hamilton School Sidewalk Canopy	-	-	-	57,605	-
Majestic Elementary Stage/Lighting/Sound	128,180	193,169	-	-	-
Monte Vista Elementary Addition	409,655	-	-	-	-
Mountain Ridge High School Parking Access	-	-	-	434,697	434,697
Oquirrh Elementary Kitchen Renovation	-	10,500	-	-	-
Oquirrh Hills Middle Cafeteria Renovation	2,262,468	-	-	-	-
Riverton Elementary Air Conditioning	-	-	12,408	-	-
Riverton Elementary Office Remodel	-	-	-	2,400,741	2,400,742
Riverton High Bleachers	-	-	-	267,700	267,700
Riverton High Cafeteria Expansion	487,555	1,237,774	-	-	-
Riverton High Gym Bleacher Replacement	-	-	24,000	1,600	-
Riverton High Roof	302,236	868,470	-	-	-
Riverton High Weight Room Expansion	56,783	-	-	-	-
Rosamond Elementary Restrooms	-	209,124	398,214	-	-
Security Doors	104,083	375,168	-	-	-
South Jordan Middle Parking Lot	-	-	-	1,574,412	1,574,413
South Jordan Middle School Grease Interceptor	-	-	-	9,840	-
Southland Elementary Stage	-	31,886	404,992	-	-
Sunset Ridge Middle Security Entrance & Remodel	2,606	-	-	-	-
Terra Linda Elementary Remodel	203,672	391,871	-	-	-
Transportation Fuel Tanks and pumps	-	-	90,812	507,751	-
Valley High Security Doors and Office Remodel	-	-	636,972	1,753,569	-
West Hills Relocation of Office and Remodel	25,232	-	-	-	-
West Jordan Elementary Demolition	-	-	94,063	577,874	-
West Jordan High Concession/Restroom/Ticket	285,398	527,160	-	-	-
West Jordan High Parking Lot	-	-	661,285	832,365	-
Total Buildings	50,695,394	32,140,501	33,759,732	69,447,156	18,991,417

	Actual 2020-21	Actual 2021-22	Actual 2022-23	Final Amended 2023-24	Proposed 2024-25
Equipment					
Area Equipment	\$ 32,271	\$ 232,425	\$ 339,774	\$ 376,376	\$ 250,000
Copy Machine Replacement	153,828	117,570	141,525	315,000	315,000
Custodial	302,179	276,598	310,091	258,000	258,000
District Wide	8,798	108,090	62,119	175,000	111,000
Instructional Media Center	23,753	66,047	20,200	66,000	66,000
Kitchen/Cafeteria	210,000	210,000	210,000	210,000	230,000
Maintenance	1,392	220,549	159,486	281,500	281,500
Outdoor Equipment	78,178	27,717	137,940	257,900	220,000
School Equipment	1,501,577	1,837,192	1,282,354	1,502,523	651,980
Transportation	38,809	94,678	170,910	174,000	221,000
Total Equipment	<u>2,350,785</u>	<u>3,190,866</u>	<u>2,834,399</u>	<u>3,616,299</u>	<u>2,604,480</u>
Data Processing Equipment					
Administrative Computer System	1,413,662	2,026,875	2,324,710	2,100,000	1,500,000
Micro Computer Purchases	119,341	132,181	98,342	150,000	150,000
Phone System Upgrade	5,124	38,005	39,624	40,000	40,000
Total Data Processing Equipment	<u>1,538,127</u>	<u>2,197,061</u>	<u>2,462,676</u>	<u>2,290,000</u>	<u>1,690,000</u>
Vehicles					
Maintenance	128,281	133,139	197,120	160,000	150,000
Other	95,169	102,835	10,534	124,500	199,500
School Buses	282,484	1,745,785	1,167,090	4,232,910	600,000
Transportation	-	112,414	119,799	30,000	30,000
Warehouse	-	119,741	-	156,000	70,000
Total Vehicles	<u>505,934</u>	<u>2,213,914</u>	<u>1,494,543</u>	<u>4,703,410</u>	<u>1,049,500</u>
Total Expenditures - Capital Projects	<u>\$ 67,459,341</u>	<u>\$ 51,694,402</u>	<u>\$ 52,644,664</u>	<u>\$ 95,297,179</u>	<u>\$ 40,367,772</u>

JORDAN SCHOOL DISTRICT

SCHEDULE OF OUTSTANDING LEASE OBLIGATION BONDS

Lease Revenue Obligations

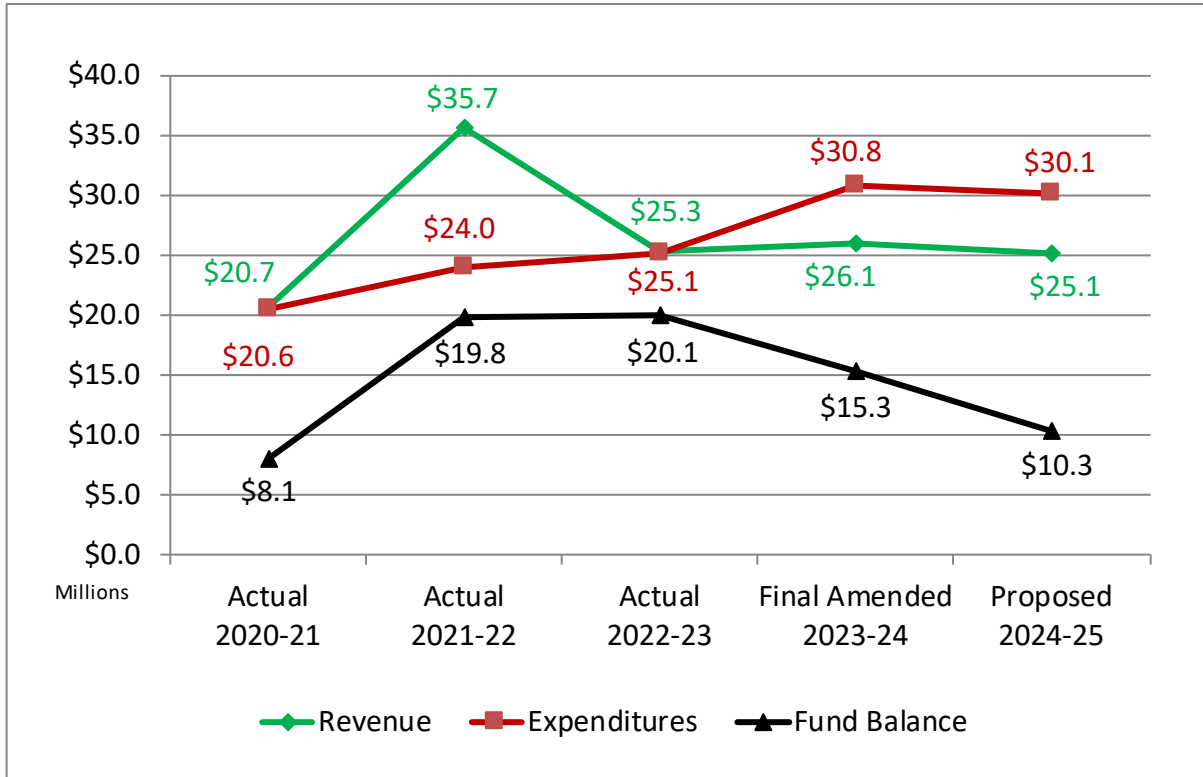
		Series 2010	Series 2020a	Series 2023	Total
		QSCB	Lease Bonds	Lease Bonds	
2024	Principal	\$ -	\$ 1,165,000	\$ -	\$ 1,165,000
	Interest	134,080	434,868	1,451,854	2,020,802
2025	Principal	-	1,194,000	1,914,000	3,108,000
	Interest	134,080	406,093	1,451,854	1,992,027
2026	Principal	-	1,223,000	1,987,000	3,210,000
	Interest	134,080	376,601	1,378,452	1,889,133
2027	Principal	9,000,000	1,254,000	2,064,000	12,318,000
	Interest	134,080	346,393	1,302,251	1,782,724
2028	Principal	-	1,284,000	2,143,000	3,427,000
	Interest	-	315,419	1,223,097	1,538,516
2029	Principal	-	1,316,000	2,225,000	3,541,000
	Interest	-	283,704	1,140,913	1,424,617
2030	Principal	-	1,349,000	2,310,000	3,659,000
	Interest	-	251,199	1,055,584	1,306,783
2031	Principal	-	1,382,000	2,399,000	3,781,000
	Interest	-	217,879	966,995	1,184,874
2032	Principal	-	1,416,000	2,491,000	3,907,000
	Interest	-	183,743	874,994	1,058,737
2033	Principal	-	1,451,000	2,586,000	4,037,000
	Interest	-	148,768	779,464	928,232
2034	Principal	-	1,487,000	2,686,000	4,173,000
	Interest	-	112,928	680,291	793,219
2035	Principal	-	1,524,000	2,789,000	4,313,000
	Interest	-	76,200	577,283	653,483
2036	Principal	-	1,561,000	2,895,000	4,456,000
	Interest	-	38,557	470,324	508,881
2037	Principal	-	-	3,006,000	3,006,000
	Interest	-	-	359,301	359,301
2038	Principal	-	-	3,122,000	3,122,000
	Interest	-	-	244,021	244,021
2039	Principal	-	-	3,241,000	3,241,000
	Interest	-	-	124,292	124,292
Total		\$ 9,536,320	\$ 20,798,352	\$ 51,938,970	\$ 82,273,642
	Total Principal	\$ 9,000,000	\$ 17,606,000	\$ 37,858,000	\$ 64,464,000
	Total Interest	536,320	3,192,352	14,080,970	17,809,642
Total		\$ 9,536,320	\$ 20,798,352	\$ 51,938,970	\$ 82,273,642

This page intentionally left blank.

NUTRITION SERVICES – FUND 51

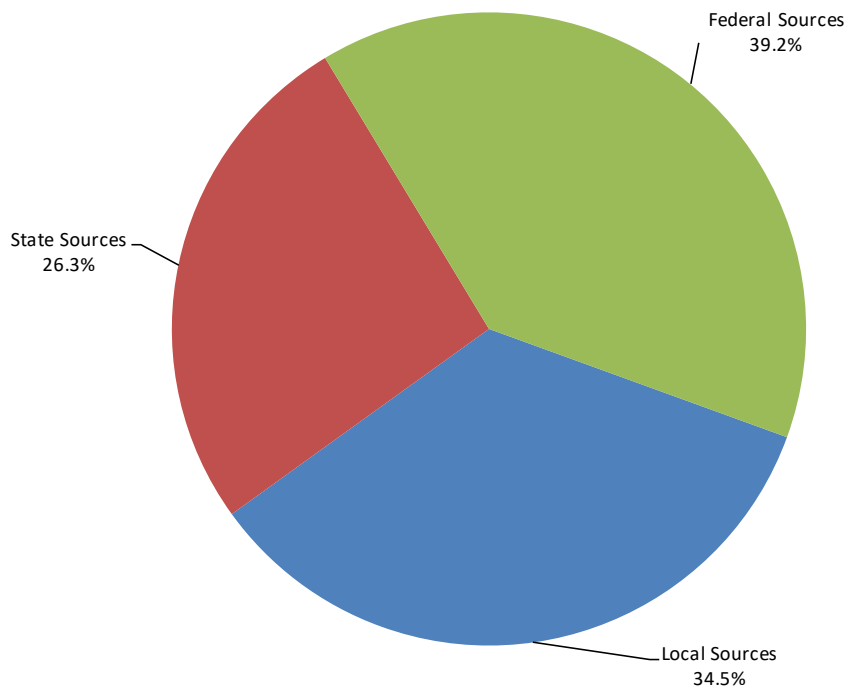
The Nutrition Services Fund is used to account for the operation of the school lunch and breakfast programs.

Nutrition Services Financial Overview

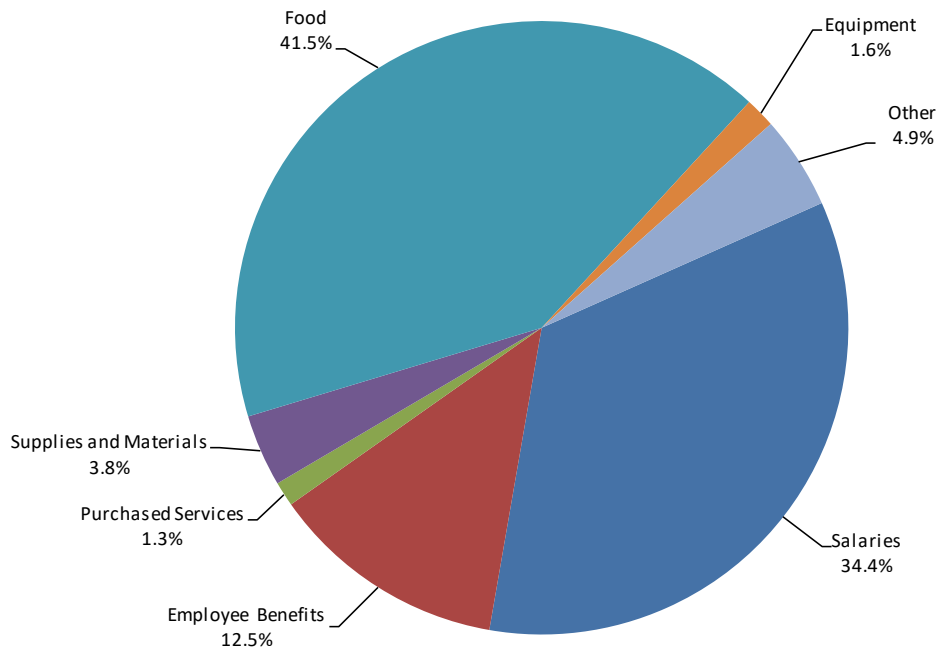


Note: Fund balance amounts are as of June 30.

Nutrition Services Fund Revenue Sources



Nutrition Services Fund Expenditures



JORDAN SCHOOL DISTRICT

FUND 51 - NUTRITION SERVICES

STATEMENT OF REVENUES, EXPENDITURES AND CHANGES IN FUND BALANCES

	Actual 2020-21	Actual 2021-22	Actual 2022-23	Final Amended 2023-24	Proposed 2024-25
REVENUES					
Local Sources					
Student Lunch Sales	\$ 97,157	\$ 307,071	\$ 6,683,866	\$ 6,800,000	\$ 6,800,000
Adult Lunch Sales	121,629	191,295	207,997	220,000	220,000
Reduced Lunch Sales	80,538	49,004	1,138,190	1,100,000	1,100,000
Extra Milk & Other Sales	11,319	54,273	54,003	46,951	50,000
Interest	52,190	78,154	624,586	482,300	500,000
Total Local Revenues	362,833	679,797	8,708,642	8,649,251	8,670,000
State Lunch Reimbursement and Other	4,111,422	5,030,245	3,951,263	6,593,275	6,600,000
Federal Sources					
Lunch Reimbursement	1,616,385	3,034,023	5,579,982	3,446,636	2,486,000
Free Lunch Reimbursement	11,370,497	22,681,830	3,240,869	3,800,000	3,800,000
Reduced Lunch Reimbursement	306,540	-	898,148	950,000	950,000
Summer Foods and Other Reimbursement	-	300	-	-	-
Breakfast Reimbursement	1,125,363	2,376,224	713,435	720,000	700,000
USDA Commodities	1,783,398	1,931,500	2,253,269	1,900,000	1,900,000
Total Federal Revenues	16,202,183	30,023,877	12,685,703	10,816,636	9,836,000
Total Revenues	20,676,438	35,733,919	25,345,608	26,059,162	25,106,000
EXPENDITURES					
Salaries	7,763,863	8,372,932	8,956,627	10,276,599	10,391,679
Employee Benefits	2,699,516	2,761,343	2,904,664	3,552,218	3,768,483
Purchased Services	93,897	156,488	312,139	382,114	381,114
Supplies and Materials	864,301	954,622	895,646	2,174,618	1,146,800
Food	7,627,885	9,990,270	10,317,881	12,439,816	12,500,000
Equipment	139,855	393,362	70,921	475,000	475,000
Other	1,361,638	1,369,059	1,652,373	1,480,396	1,480,396
Total Expenditures	20,550,955	23,998,076	25,110,251	30,780,761	30,143,472
Excess (Deficiency) of Revenues Over Expenditures	125,483	11,735,843	235,357	(4,721,599)	(5,037,472)
Fund Balance, Beginning of Year	7,966,419	8,091,902	19,827,745	20,063,102	15,341,503
Fund Balance, End of Year	\$ 8,091,902	\$ 19,827,745	\$ 20,063,102	\$ 15,341,503	\$ 10,304,031
FUND BALANCE					
Nonspendable					
Inventories	\$ 1,404,310	\$ 1,811,134	\$ 1,727,001	\$ 1,500,000	\$ 1,500,000
Restricted for Nutrition Services	6,687,592	18,016,611	18,336,101	13,841,503	8,804,031
Total Fund Balance	\$ 8,091,902	\$ 19,827,745	\$ 20,063,102	\$ 15,341,503	\$ 10,304,031

**Nutrition Services
Facts and Figures**

	<u>2020-21</u>	<u>2021-22</u>	<u>2022-23</u>	<u>Estimated 2023-24</u>	<u>Estimated 2024-25</u>
Number of Schools Participating in Lunch Program:					
Regular Schedule	60	64	64	63	64
Year-Round Schedule	2	-	-	-	-
Breakfast Program	42	64	64	63	64
Student Lunches Served:					
Free	3,518,295	5,531,448	890,019	1,045,000	1,065,000
Reduced	5,643	-	284,224	292,000	298,000
Fully Paid	57,451	-	3,745,179	3,610,000	3,660,000
Total	<u>3,581,389</u>	<u>5,531,448</u>	<u>4,919,422</u>	<u>4,947,000</u>	<u>5,023,000</u>
Adult Lunches Served:	39,396	61,830	64,696	60,500	61,300
Student Breakfasts Served:					
Free	504,362	934,398	185,080	210,000	219,000
Reduced	352	-	44,018	46,000	48,000
Fully Paid	1,102	-	299,137	299,000	303,000
Total	<u>505,816</u>	<u>934,398</u>	<u>528,235</u>	<u>555,000</u>	<u>570,000</u>
Number of Serving Days:					
Regular Schedule	176	175	176	173	173
Year-Round Schedule	228	-	-	-	-
Weighted Average	177.68	175.00	176.00	173.00	173.00
Average Daily Participation:					
Student Lunch	20,157	31,608	27,951	28,595	29,035
Adult Lunch	222	353	368	350	354
Student Breakfast	2,847	5,339	3,001	3,208	3,295
Average Daily Membership (Does not include kindergarten)	52,064	53,546	53,711	54,245	53,360
Percentage of Students Eating School Lunch:	38.72%	59.03%	52.04%	52.72%	54.41%

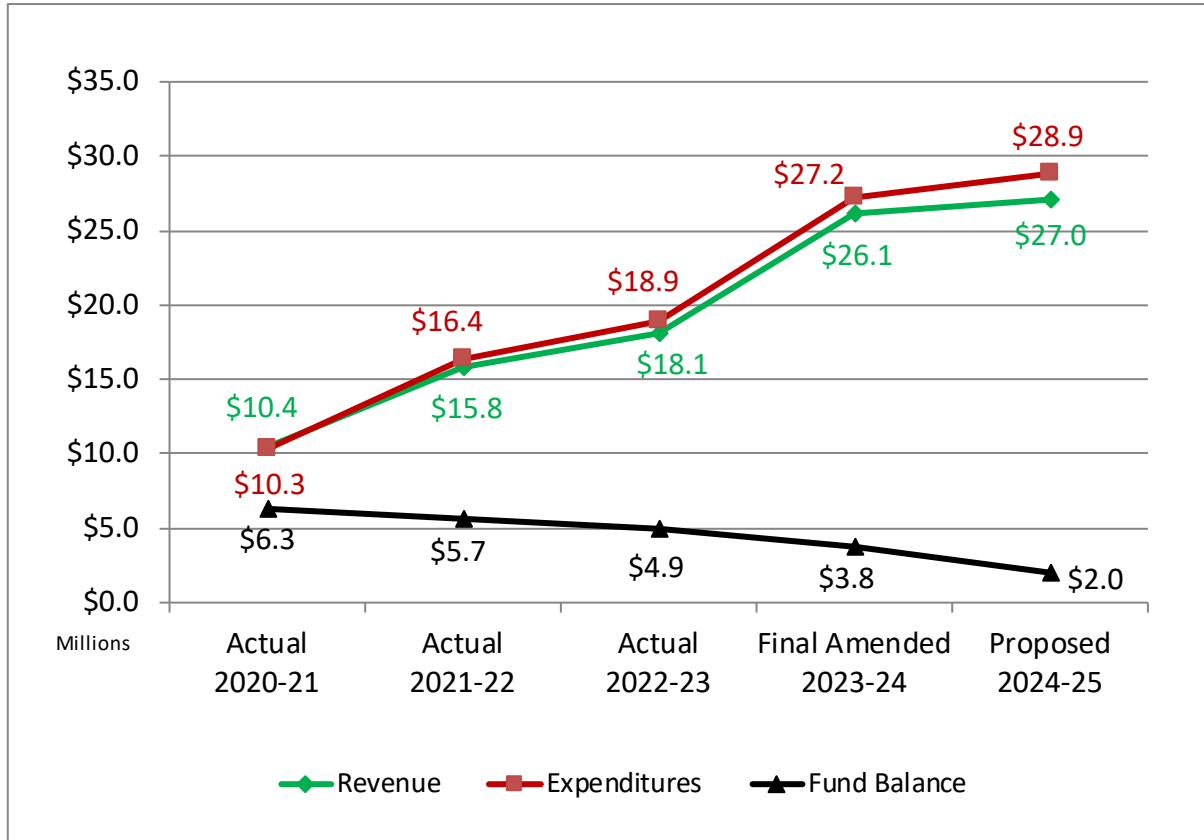
School Meal Prices

	<u>2023-24</u>	<u>Proposed 2024-25</u>	<u>Change From Prior Year</u>
Lunch			
Elementary	\$2.00	\$2.00	-
Secondary	2.20	2.25	-
Reduced Price	0.40	0.40	-
Adult	4.10	4.10	-
Breakfast			
Elementary	1.05	1.05	-
Secondary	1.25	1.25	-
Reduced Price	0.30	0.30	-
Adult	2.50	2.50	-

STUDENT ACTIVITIES – FUND 21

The Student Activities Fund is used to account for the receipts and disbursement of monies for student activities and organizations at the individual schools.

Student Activities Financial Overview



Note: Fund balance amounts are as of June 30.

JORDAN SCHOOL DISTRICT

FUND 21 - STUDENT ACTIVITIES

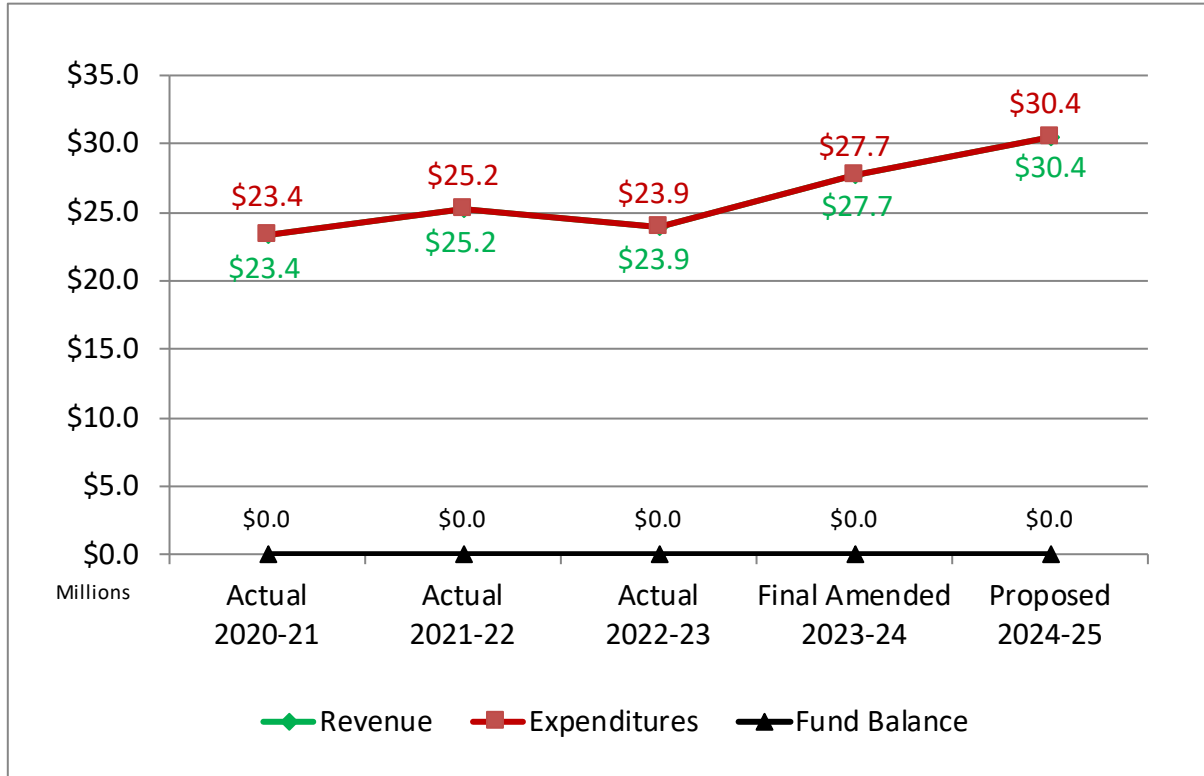
STATEMENT OF REVENUES, EXPENDITURES AND CHANGES IN FUND BALANCES

	Actual 2020-21	Actual 2021-22	Actual 2022-23	Final Amended 2023-24	Proposed 2024-25
REVENUE					
Local Sources					
Student Fees	\$ 6,347,936	\$ 9,026,475	\$ 10,931,815	\$ 16,750,000	\$ 17,125,000
Vending Commissions	108,556	174,164	184,083	225,000	250,000
Other	3,933,696	6,548,326	6,678,441	8,675,000	9,125,000
Interest	18,702	39,428	329,039	450,000	525,000
Total Revenues	<u>10,408,890</u>	<u>15,788,393</u>	<u>18,123,378</u>	<u>26,100,000</u>	<u>27,025,000</u>
EXPENDITURES					
Purchased Services	1,576,500	5,191,306	6,129,542	8,125,000	8,675,000
Supplies and Materials	7,423,109	9,533,084	10,543,643	15,675,000	16,175,000
Equipment	136,011	186,423	329,115	500,000	725,000
Other	1,162,655	1,488,559	1,916,870	2,875,000	3,275,000
Total Expenditures	<u>10,298,275</u>	<u>16,399,372</u>	<u>18,919,170</u>	<u>27,175,000</u>	<u>28,850,000</u>
Excess Revenues Over Expenditures	110,615	(610,979)	(795,792)	(1,075,000)	(1,825,000)
Fund Balance, Beginning of Year	<u>6,174,838</u>	<u>6,285,453</u>	<u>5,674,474</u>	<u>4,878,682</u>	<u>3,803,682</u>
Fund Balance, End of Year	<u>\$ 6,285,453</u>	<u>\$ 5,674,474</u>	<u>\$ 4,878,682</u>	<u>\$ 3,803,682</u>	<u>\$ 1,978,682</u>
FUND BALANCE					
Committed to School Activities	<u>\$ 6,285,453</u>	<u>\$ 5,674,474</u>	<u>\$ 4,878,682</u>	<u>\$ 3,803,682</u>	<u>\$ 1,978,682</u>
Total Fund Balance	<u>\$ 6,285,453</u>	<u>\$ 5,674,474</u>	<u>\$ 4,878,682</u>	<u>\$ 3,803,682</u>	<u>\$ 1,978,682</u>

PASS-THROUGH TAXES – FUND 26

The Pass-Through Taxes Fund is used to account for taxes which flow through to other entities.

Pass-Through Taxes Financial Overview



Note: Tax revenues collected are transferred to other governmental agencies; therefore, the fund balance will always be zero.

JORDAN SCHOOL DISTRICT
FUND 26 - PASS-THROUGH TAXES FUND

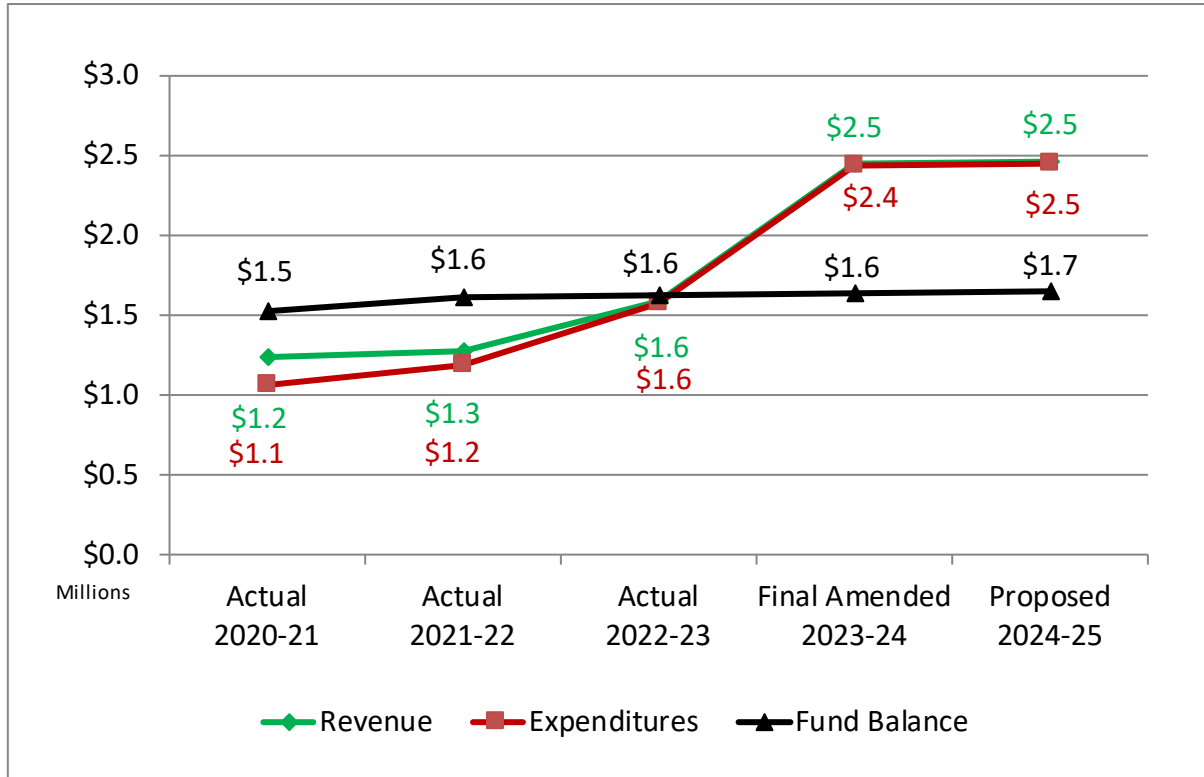
STATEMENT OF REVENUES, EXPENDITURES AND CHANGES IN FUND BALANCES

	Actual 2020-21	Actual 2021-22	Actual 2022-23	Final Amended 2023-24	Proposed 2024-25
REVENUE					
Incremental Property Tax Revenue	\$ 19,906,880	\$ 20,790,354	\$ 19,619,335	\$ 22,801,899	\$ 25,082,089
Charter Local Levy	<u>3,499,228</u>	<u>4,402,941</u>	<u>4,250,843</u>	<u>4,871,900</u>	<u>5,359,090</u>
Total Revenues	<u>23,406,108</u>	<u>25,193,295</u>	<u>23,870,178</u>	<u>27,673,799</u>	<u>30,441,179</u>
EXPENDITURES					
Redevelopment Community Services	19,906,880	20,790,354	19,619,335	22,801,899	25,082,089
Charter Local Replacement	<u>3,499,228</u>	<u>4,402,941</u>	<u>4,250,843</u>	<u>4,871,900</u>	<u>5,359,090</u>
Total Expenditures	<u>23,406,108</u>	<u>25,193,295</u>	<u>23,870,178</u>	<u>27,673,799</u>	<u>30,441,179</u>
Excess (Deficiency) of Revenues Over Expenditures	-	-	-	-	-
Fund Balance, Beginning of Year	<u>-</u>	<u>-</u>	<u>-</u>	<u>-</u>	<u>-</u>
Fund Balance, End of Year	<u>\$ -</u>	<u>\$ -</u>	<u>\$ -</u>	<u>\$ -</u>	<u>\$ -</u>
FUND BALANCE					
Restricted for Incremental Tax	<u>\$ -</u>	<u>\$ -</u>	<u>\$ -</u>	<u>\$ -</u>	<u>\$ -</u>
Total Fund Balance	<u>\$ -</u>	<u>\$ -</u>	<u>\$ -</u>	<u>\$ -</u>	<u>\$ -</u>

JORDAN EDUCATION FOUNDATION – FUND 75

The Jordan Education Foundation Fund is used to account for funds secured from the private sector which are used to enhance public education programs within the District.

Jordan Education Foundation Financial Overview



Note: Fund balance amounts are as of June 30

JORDAN SCHOOL DISTRICT

FUND 75 - JORDAN EDUCATION FOUNDATION

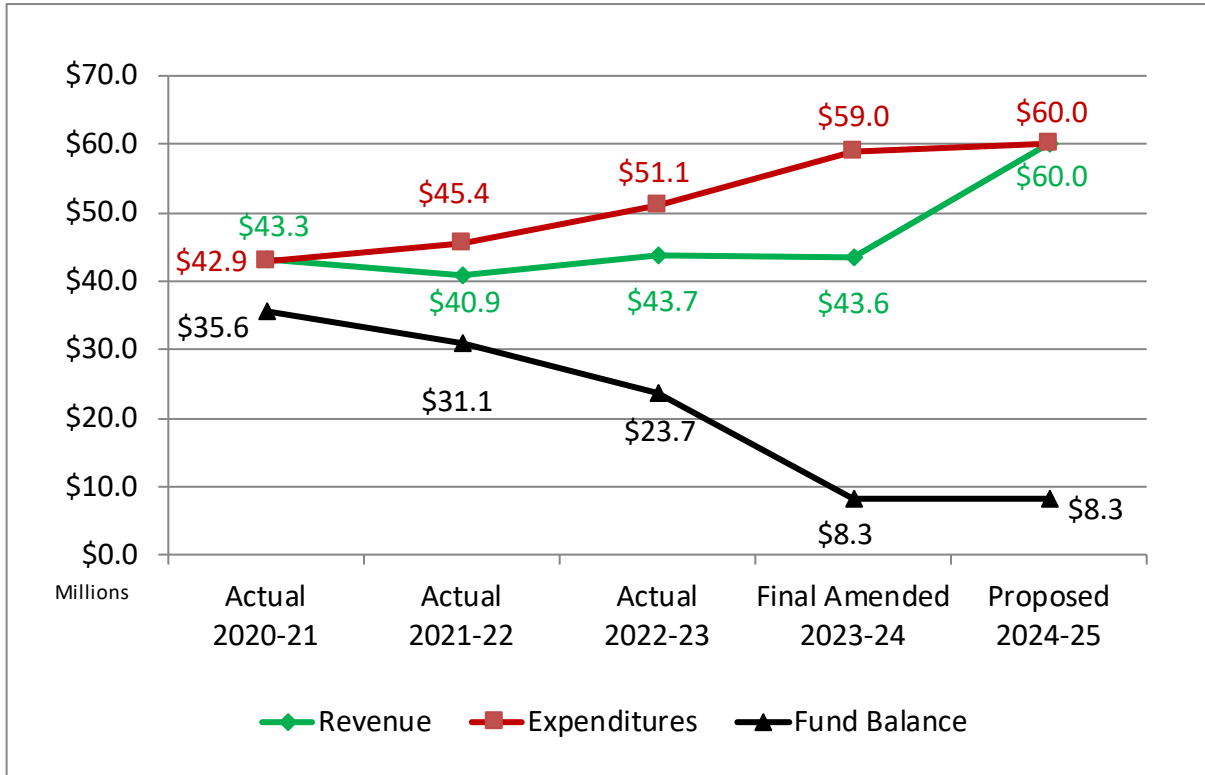
STATEMENT OF REVENUES, EXPENDITURES AND CHANGES IN FUND BALANCES

	Actual 2020-21	Actual 2021-22	Actual 2022-23	Final Amended 2023-24	Proposed 2024-25
REVENUE					
Local Contributions	\$ 950,580	\$ 935,244	\$ 1,191,666	\$ 2,000,000	\$ 2,000,000
Net change in investments	46,887	(19,938)	12,681	-	-
Interest	3,612	4,471	41,581	30,800	30,800
Total Revenues	<u>1,001,079</u>	<u>919,777</u>	<u>1,245,928</u>	<u>2,030,800</u>	<u>2,030,800</u>
EXPENDITURES					
Administration	236,085	354,883	348,311	424,537	435,686
Supplies and Materials	828,629	838,934	1,229,387	2,015,074	2,015,074
Total Expenditures	<u>1,064,714</u>	<u>1,193,817</u>	<u>1,577,698</u>	<u>2,439,611</u>	<u>2,450,760</u>
Excess (Deficiency) of Revenues Over Expenditures	(63,635)	(274,040)	(331,770)	(408,811)	(419,960)
OTHER FINANCING SOURCES:					
Transfer In	<u>236,085</u>	<u>354,883</u>	<u>348,311</u>	<u>424,537</u>	<u>435,686</u>
Net Change in Fund Balance	172,450	80,843	16,541	15,726	15,726
Fund Balance, Beginning of Year	<u>1,355,082</u>	<u>1,527,532</u>	<u>1,608,375</u>	<u>1,624,916</u>	<u>1,640,642</u>
Fund Balance, End of Year	<u>\$ 1,527,532</u>	<u>\$ 1,608,375</u>	<u>\$ 1,624,916</u>	<u>\$ 1,640,642</u>	<u>\$ 1,656,368</u>
FUND BALANCE					
Restricted for Jordan Education Foundation	<u>\$ 1,527,532</u>	<u>\$ 1,608,375</u>	<u>\$ 1,624,916</u>	<u>\$ 1,640,642</u>	<u>\$ 1,656,368</u>
Total Fund Balance	<u>\$ 1,527,532</u>	<u>\$ 1,608,375</u>	<u>\$ 1,624,916</u>	<u>\$ 1,640,642</u>	<u>\$ 1,656,368</u>

INTERNAL SERVICE – FUND 60
Health, Life, and Long-Term Disability Self-Insurance

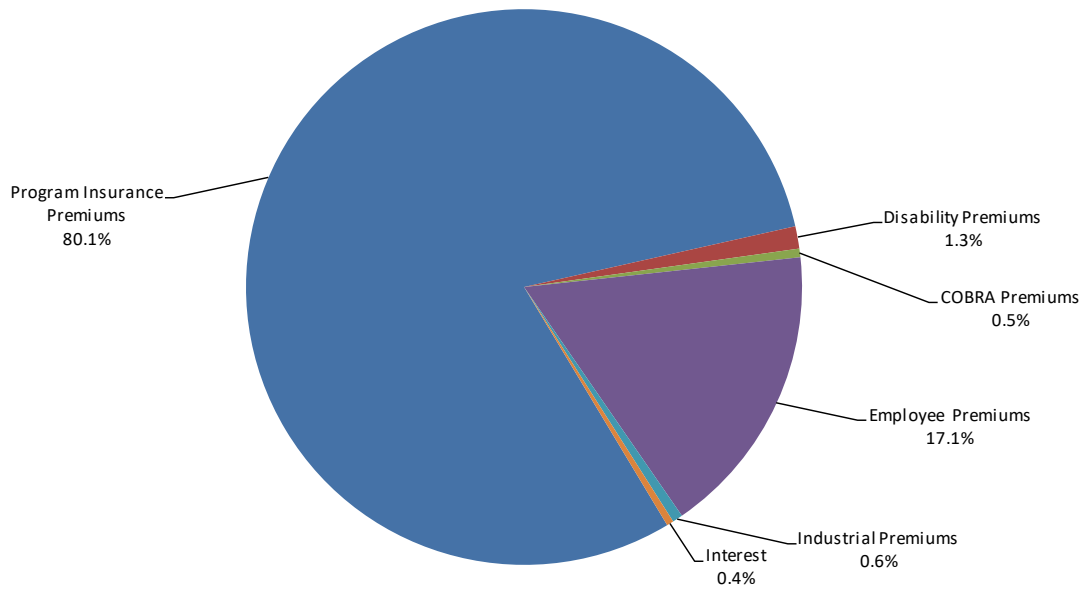
The Internal Service (Self-Insurance) Fund is the only internal service fund used by the District and accounts for the activities associated with the District’s self-insurance plan covering employee health and accident claims. Premiums are charged to the District’s other funds to cover anticipated costs.

Internal Service Fund (Self-Insurance) Financial Overview

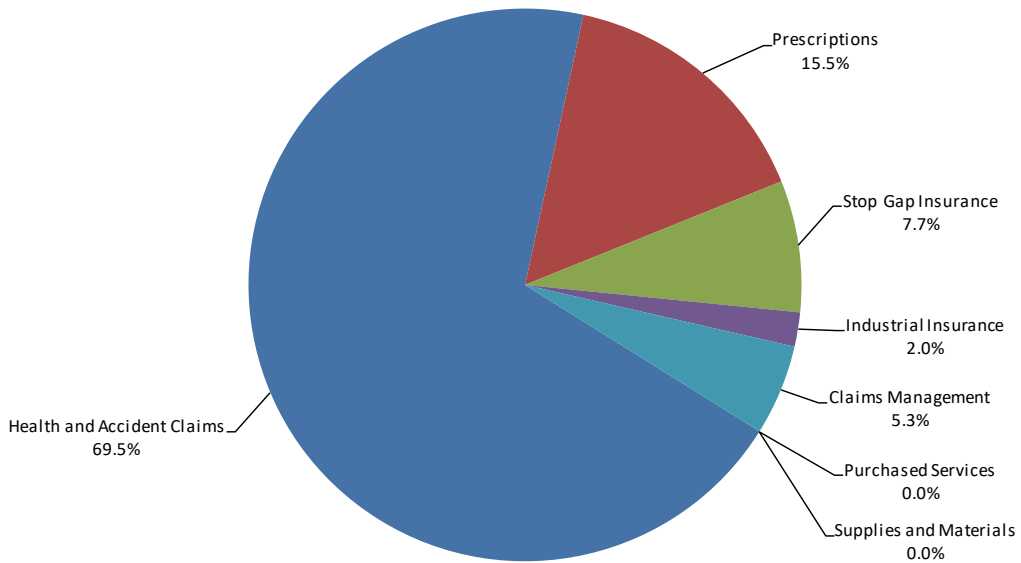


Note: Fund balance amounts are as of June 30.

Self-Insurance Fund Revenue Sources



Self-Insurance Fund Expenditures



JORDAN SCHOOL DISTRICT

FUND 60 - HEALTH, LIFE AND LONG-TERM DISABILITY SELF-INSURANCE

STATEMENT OF REVENUES, EXPENSES AND CHANGES IN RETAINED EARNINGS

	Actual 2020-21	Actual 2021-22	Actual 2022-23	Final Amended 2023-24	Proposed 2024-25
REVENUES					
Local Sources					
Program Insurance Premiums	\$ 30,905,776	\$ 30,624,555	\$ 32,319,985	\$ 32,050,000	\$ 48,050,000
Disability Premiums	694,403	707,545	734,402	760,000	760,000
COBRA Premiums	363,908	221,737	270,070	230,000	280,000
Employee Premiums	8,762,328	8,923,535	8,995,435	9,200,000	10,260,000
Industrial Premiums	2,444,092	315,147	342,713	365,000	365,000
Interest	143,060	136,413	1,033,492	1,000,000	250,000
Total Local Revenues	<u>43,313,567</u>	<u>40,928,932</u>	<u>43,696,097</u>	<u>43,605,000</u>	<u>59,965,000</u>
EXPENSES					
Health and Accident Claims	30,083,924	33,276,405	34,215,700	40,630,000	41,670,950
Prescriptions	7,270,831	7,218,491	9,664,073	9,000,000	9,315,000
Stop Gap Insurance	2,478,117	2,289,227	3,190,402	4,350,000	4,620,000
Industrial Insurance	986,782	803,850	1,132,777	1,195,000	1,195,000
Claims Management	2,123,025	1,853,579	2,879,991	3,785,000	3,182,000
Purchased Services	2,837	3,567	1,460	1,000	1,000
Supplies, Materials, and Other	491	540	748	3,000	3,000
Total Expenses	<u>42,946,007</u>	<u>45,445,659</u>	<u>51,085,151</u>	<u>58,964,000</u>	<u>59,986,950</u>
Excess (Deficiency) of Revenues Over Expenditures	367,560	(4,516,727)	(7,389,054)	(15,359,000)	(21,950)
Retained Earnings, Beginning of Year	<u>35,200,706</u>	<u>35,568,266</u>	<u>31,051,539</u>	<u>23,662,485</u>	<u>8,303,485</u>
Retained Earnings, End of Year	<u>\$ 35,568,266</u>	<u>\$ 31,051,539</u>	<u>\$ 23,662,485</u>	<u>\$ 8,303,485</u>	<u>\$ 8,281,535</u>

Five-Year Summary of Health Insurance Premium Costs

	Note	Actual 2020-21	Actual 2021-22	Actual 2022-23	Final Amended 2023-24	Proposed 2024-25
Total Value Plan Premium						
Single	1	\$ 5,418.60	\$ 5,418.60	\$ 5,418.60	\$ 5,418.60	\$ 7,920.12
Couple	1	8,720.52	8,720.52	8,720.52	8,720.52	13,783.20
Family	1	14,808.48	14,808.48	14,808.48	14,808.48	22,577.04
Employee Pays						
Licensed						
Single	1	\$ 1,065.72	\$ 1,065.72	\$ 1,065.72	\$ 1,065.72	\$ 1,065.72
Couple	1	1,715.16	1,715.16	1,715.16	1,715.16	1,715.16
Family	1	2,912.64	2,912.64	2,912.64	2,912.64	2,912.64
Classified						
Single	1	\$ 506.28	\$ 506.28	\$ 506.28	\$ 506.28	\$ 506.28
Couple	1	814.80	814.80	814.80	814.80	814.80
Family	1	1,383.72	1,383.72	1,383.72	1,383.72	1,383.72
Administration						
Single	1	\$ 652.20	\$ 652.20	\$ 652.20	\$ 652.20	\$ 652.20
Couple	1	1,049.52	1,049.52	1,049.52	1,049.52	1,049.52
Family	1	1,782.24	1,782.24	1,782.24	1,782.24	1,782.24
All Premiums						
District	2	\$ 30,905,776	\$ 30,624,555	\$ 32,319,985	\$ 32,050,000	\$ 48,050,000
Employee	2	8,762,328	8,923,535	8,995,435	9,200,000	10,260,000
% paid by Employees		22.09%	22.56%	21.77%	22.30%	17.60%
Composite	3	\$ 9,852	\$ 9,852	\$ 9,852	\$ 9,852	\$ 13,944

Notes:

- 1) Amounts are annual premiums for a full-time employee on the Value, Advantage/Summit Plan which covers the majority of employees. The District also offers a buy-up plan, part-time, high deductible, HSA, retiree, COBRA, and other options. To figure the amount the District pays, subtract the employee-paid portion from the total premium. In annual negotiations, each employee group chooses whether they want more pay with higher employee premiums or less pay with lower employee premiums. Therefore, each employee group has a different employee-paid premium.
- 2) Amounts are fiscal year totals across all insurance plans, all employee groups, all employee statuses, all options, and all participants.
- 3) The composite rate is the annual rate charged to district programs for each health insurance participant. It may be viewed as an average cost to the District across all plans and participants.

Ten-Year History of Health Care Expenses

<u>Fiscal year</u>	<u>Total Expenses</u>	<u>Percent Growth</u>	<u>Employees' Share of Premium</u>
2015-16	\$ 33,132,011	-5.57%	25.61%
2016-17	33,155,231	0.07%	24.87%
2017-18	36,601,660	10.39%	23.93%
2018-19	37,765,262	3.18%	22.97%
2019-20	36,808,517	-2.53%	23.34%
2020-21	42,946,007	16.67%	22.09%
2021-22	45,445,659	5.82%	22.56%
2022-23	51,085,151	12.41%	21.77%
2023-24 (Final Amended)	58,964,000	15.42%	22.30%
2024-25 (Proposed)	59,986,950	1.73%	17.60%

This page intentionally left blank.

**COMPARISON OF LARGE WASATCH FRONT SCHOOL DISTRICTS
Based on Fiscal Year 2022-23**

	Alpine	Canyons	Davis	Granite
Students ¹	84,666	32,933	71,564	59,121
Bond Rating (Fitch, Moody's, S&P) ²	AAA, Aaa, NR	AAA, Aaa, NR	NR, Aa1, AA+	AAA, Aa1, NR
Tax Rate ¹	0.005724	0.006053	0.006424	0.006311
Adjusted Assessed Value ¹	\$ 53,466,247,038	\$ 35,293,256,869	\$ 40,414,426,394	\$ 45,717,002,094
Adjusted Assessed Value / Student	\$ 631,496	\$ 1,071,668	\$ 564,731	\$ 773,279
Estimated Tax Yield / Student	\$ 3,615	\$ 6,487	\$ 3,628	\$ 4,880
Administration Costs ³	\$ 84,198,774	\$ 44,498,301	\$ 76,550,509	\$ 65,745,651
Administration / Student	\$ 994	\$ 1,351	\$ 1,070	\$ 1,112
Administration % of Overall Costs ³	10.35%	11.80%	10.41%	9.73%
Instructional Costs ³	\$ 514,623,805	\$ 212,963,650	\$ 466,679,600	\$ 365,439,062
Instruction / Student	\$ 6,078	\$ 6,467	\$ 6,521	\$ 6,181
Instruction % of Overall Costs ³	63.26%	56.49%	63.46%	54.07%
General Fund Overall Costs / Student ¹	\$ 9,608	\$ 11,448	\$ 10,276	\$ 11,431
Avg. Teacher Salary ¹	\$ 68,856	\$ 67,588	\$ 65,144	\$ 68,094
Total Long-term Debt ¹	\$ 861,769,081	\$ 598,572,866	\$ 806,219,141	\$ 496,842,056
Debt / Student	\$ 10,178	\$ 18,175	\$ 11,266	\$ 8,404
Avg. Elem Class Size ¹	26.57	23.07	24.00	24.29
Avg. Secondary Class Size ¹	31.69	31.09	31.03	31.41
Student-Teacher Ratio ¹	24.00	20.60	22.70	19.60

Sources:

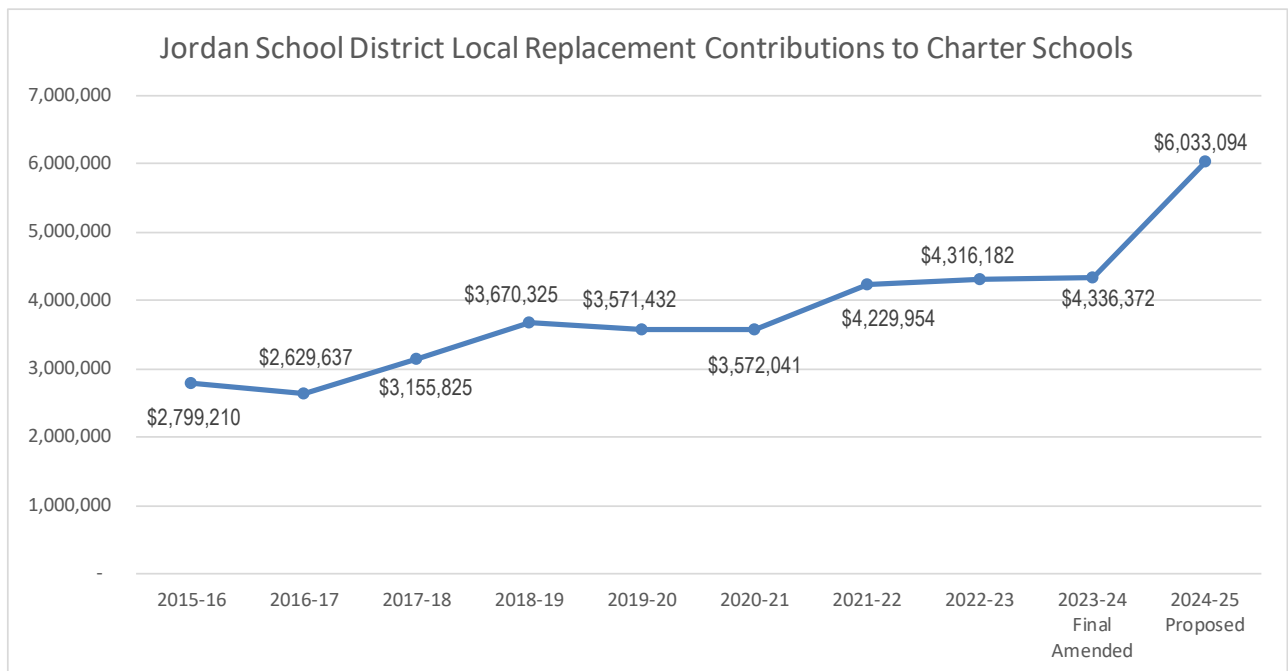
1 - Utah State Board of Education Website - Superintendent's Annual Report 2022-23

2 - Fitch, Moody's, and S&P (NR = no rating)

3 - Utah State Board of Education Website - Annual Financial Reports Summary 2022-23

For purposes of this schedule, the definition of "Administration" is School Administration, plus District Administration, plus Business or Central Services which includes secretaries, clerks, human resources, payroll, purchasing, accounting, communications, and computer systems.

Jordan	Nebo	Salt Lake	Districts Only State Wide	Charter Schools	With Charters State Wide
57,829	36,229	19,449	596,899	78,761	675,660
AAA, Aaa, NR	AAA, Aa2, NR	AAA, Aaa, NR	na	na	na
0.005968	0.007583	0.004347	0.006103	na	na
\$ 40,217,018,277	\$ 18,642,577,918	\$ 42,029,762,535	\$ 509,153,859,963	na	na
\$ 695,447	\$ 514,576	\$ 2,161,024	\$ 852,998	na	na
\$ 4,150	\$ 3,902	\$ 9,394	\$ 5,206	na	na
\$ 55,150,531	\$ 32,012,596	\$ 28,509,240	\$ 644,888,667	\$ 120,537,154	\$ 765,425,821
\$ 954	\$ 884	\$ 1,466	\$ 1,080	\$ 1,530	\$ 1,133
9.80%	9.52%	10.38%	10.14%	16.16%	10.77%
\$ 340,889,144	\$ 192,120,179	\$ 154,959,058	\$ 3,806,808,333	\$ 460,926,580	\$ 4,267,734,913
\$ 5,895	\$ 5,303	\$ 7,967	\$ 6,378	\$ 5,852	\$ 6,316
60.58%	57.16%	56.43%	59.86%	61.80%	60.06%
\$ 9,730	\$ 9,278	\$ 14,119	\$ 10,655	\$ 9,469	\$ 10,516
\$ 63,776	\$ 39,678	\$ 72,420	\$ 64,795	\$ 54,401	\$ 63,481
\$ 417,778,282	\$ 443,633,269	\$ 137,259,393	\$ 6,855,406,822	\$ 1,304,453,504	\$ 8,159,860,326
\$ 7,224	\$ 12,245	\$ 7,057	\$ 11,485	\$ 16,562	\$ 12,077
23.43	24.29	19.57	20.20	24.00	20.28
29.13	29.78	26.53	23.85	19.81	23.85
21.10	22.70	17.30	21.30	18.00	20.90



JORDAN SCHOOL DISTRICT
MAY 2024 EXPENDITURES PRESENTED TO THE BOARD OF EDUCATION
June 11, 2024

DESCRIPTION	VENDOR	AMOUNT
75 YEAR SERVICE	UTAH RETIREMENT SYSTEMS	\$ 203.70
ADVERTISING	DESERET NEWS PUBLISHING COMPANY	38.02
ADVERTISING	US BANK	33.80
ALPS REVENUE	HILARY DANIEL	105.00
ASSOCIATION DUES	AMERICAN FEDERATION OF TEACHERS	663.15
ASSOCIATION DUES	JORDAN EDUCATION ASSOCIATION	58,495.30
ASSOCIATION DUES	UTAH SCHOOL EMPLOYEES ASSOCIATION	8,001.38
AUDIT EXPENSE	SQUIRE AND COMPANY PC	11,300.00
BANK FEES	JORDAN EDUCATION FOUNDATION	1,216.11
BOND EXPENSE	AMTEC	3,500.00
BOND EXPENSE	US BANK	25.00
BUILDING RENTAL	SALT LAKE COUNTY PARKS AND RECREATION	12,978.75
BUSES	LEWIS TRANSPORTATION SALES	242,750.00
CDL/PHYSICAL RENEWALS	US BANK	472.00
CHARITABLE FUNDRAISER	MAKE-A-WISH FOUNDATION OF UTAH	1,658.84
COMPETITION REGISTRATION FEES	FARMINGTON HIGH SCHOOL	250.00
COMPUTER EQUIPMENT	LES OLSON CO	14,374.00
COMPUTER EQUIPMENT	VLCM	139,390.00
COMPUTER EQUIPMENT	US BANK	46.75
CONSTRUCTION EXPENSE	ANDIGO CARPETS INC	199,510.23
CONSTRUCTION EXPENSE	APPLIED GEOTECHNICAL ENGINEERING CONS.	5,971.75
CONSTRUCTION EXPENSE	BUD MAHAS CONSTRUCTION	1,925,650.00
CONSTRUCTION EXPENSE	VLCM	111,398.37
CONTRACT SERVICES - BUILDINGS	BARE METAL STANDARD	1,002.00
CONTRACT SERVICES - BUILDINGS	BHB CONSULTING ENGINEERS, P.C.	24,750.00
CONTRACT SERVICES - BUILDINGS	STATE FIRE SALES AND SERVICE	10,382.92
CONTRACT SERVICES - BUILDINGS	SUMP AND TRAP CLEANING LLC	2,175.00
CONTRACT SERVICES - BUILDINGS	UNIFIRST CORPORATION	596.80
CONTRACT SERVICES - BUILDINGS	US BANK	5,125.00
CONTRACT SERVICES - EQUIPMENT	COLD TECH REFRIGERATION SERVICE INC	2,231.88
CONTRACT SERVICES - EQUIPMENT	COLUMBUS SECURE DOCUMENT SOLUTIONS	252.55
CONTRACT SERVICES - EQUIPMENT	FILTER TECHNOLOGIES	3,672.49
CONTRACT SERVICES - EQUIPMENT	GENERATION SYSTEMS INC	4,175.24
CONTRACT SERVICES - EQUIPMENT	LABOR COMMISSION	4,655.00
CONTRACT SERVICES - EQUIPMENT	MHI SERVICE INC	727.50
CONTRACT SERVICES - EQUIPMENT	MISTER CAR WASH	232.50
CONTRACT SERVICES - EQUIPMENT	PEAK ALARM	1,339.20
CONTRACT SERVICES - EQUIPMENT	TK ELEVATOR CORPORATION	4,792.62
CONTRACT SERVICES - EQUIPMENT	UTAH CONTROLS INC	9,569.51
CONTRACT SERVICES - EQUIPMENT	US BANK	356.40
CONTRACT SERVICES - GROUNDS	HI POINT PROPERTY SERVICES	5,590.00
CONTRACT SERVICES DATA PROCESS	BRIGHTLY SOFTWARE INC	62,870.10
CONTRACTED SERVICES	2 DOCS AND 3 ANCHORS USA INC	7,000.00
CONTRACTED SERVICES	5 STAR INTERPRETING LLC	680.00
CONTRACTED SERVICES	A MARNEE PORTER WIG AND MAKEUP ARTISAN LLC	280.00
CONTRACTED SERVICES	ABBY GRAY	250.00
CONTRACTED SERVICES	AIRGAS INTERMOUNTAIN	777.52

CONTRACTED SERVICES	ALAINA WOODBURY	50.00
CONTRACTED SERVICES	ALEXIS NIKKO WELLS	75.00
CONTRACTED SERVICES	ALISHA LAMB STAGGS	90.00
CONTRACTED SERVICES	ALISON ENGBRETSSEN	140.00
CONTRACTED SERVICES	ALL STAR PHOTOGRAPHY UTAH	5,313.60
CONTRACTED SERVICES	ALYSON LAMOREAUX	90.00
CONTRACTED SERVICES	AMERICAN SAW HAMMERING	773.50
CONTRACTED SERVICES	AMERICAN SIGN LANGUAGE	3,683.00
CONTRACTED SERVICES	AMRIT HOLLADAY SINGH	1,312.64
CONTRACTED SERVICES	ANNA IVIE	75.00
CONTRACTED SERVICES	ARBITERPAY TRUST ACCOUNT	57,150.54
CONTRACTED SERVICES	ARIAL LARSEN	650.00
CONTRACTED SERVICES	ARIENNA LAMB	75.00
CONTRACTED SERVICES	ASHLYN NIPKO	350.00
CONTRACTED SERVICES	ASHTYN CASE	125.00
CONTRACTED SERVICES	ASPEN BROWN	50.00
CONTRACTED SERVICES	ASPEN RIDGE COUNSELING LLC	500.00
CONTRACTED SERVICES	AZUSA LLC	2,100.00
CONTRACTED SERVICES	BEST PRACTICE COUNSELING	5,000.00
CONTRACTED SERVICES	BLOMQUIST AND HALE CONSULTING	11,269.16
CONTRACTED SERVICES	BREELYN SMEDLEY	120.00
CONTRACTED SERVICES	BRENT SMITH	500.00
CONTRACTED SERVICES	BRIDIANNE MATUA	50.00
CONTRACTED SERVICES	BROOKLYN NELSON	50.00
CONTRACTED SERVICES	BRYLIE DUTSON	25.00
CONTRACTED SERVICES	BYU DANCE DEPT	860.00
CONTRACTED SERVICES	CALEB K COX	180.00
CONTRACTED SERVICES	CAPTURED BY ADS	1,781.25
CONTRACTED SERVICES	CARSON OLIVER	70.00
CONTRACTED SERVICES	CERTIFIED SHRED INC	40.00
CONTRACTED SERVICES	CG SPORTS PHOTOGRAPHY	200.00
CONTRACTED SERVICES	CHAIN TONES LLC	90.00
CONTRACTED SERVICES	CHERYL D MARTINEZ	125.00
CONTRACTED SERVICES	CIERA STANLEY	60.00
CONTRACTED SERVICES	CLINICAL CONSULTANTS LLC	1,100.00
CONTRACTED SERVICES	COLONIAL FLAG AND SPECIALTY COMPANY	185.00
CONTRACTED SERVICES	COMM GAP	220.20
CONTRACTED SERVICES	CONNECTIONS FAMILY WELLNESS SONDERGAARD & FIS	750.00
CONTRACTED SERVICES	COOK CENTER FOR HUMAN CONNECTION	50,000.00
CONTRACTED SERVICES	CYDNEE DAWN FARMER	701.50
CONTRACTED SERVICES	DAVE BREWER PHOTOGRAPHY LLC	3,500.00
CONTRACTED SERVICES	DAVID SANDERSON	805.00
CONTRACTED SERVICES	DJ JERRY ENTERTAINMENT LLC	900.00
CONTRACTED SERVICES	DJ ROGERS	400.00
CONTRACTED SERVICES	DOUGLAS ALLEN	180.00
CONTRACTED SERVICES	ELLA FANKHAUSER	150.00
CONTRACTED SERVICES	ELWOOD STAFFING SERVICES	23,308.35
CONTRACTED SERVICES	EMBRACE EDUCATION	4,493.34
CONTRACTED SERVICES	ESPCIALLY FOR ATHLETES	500.00
CONTRACTED SERVICES	EVERDRIVEN TECHNOLOGIES LLC	27,596.32
CONTRACTED SERVICES	FLYNN EDUCATION INC	60,000.00

CONTRACTED SERVICES	GARY D CHRISTENSEN	330.00
CONTRACTED SERVICES	GLEN HILLS	120.00
CONTRACTED SERVICES	GLENMOOR HOLDINGS LLC	12,300.00
CONTRACTED SERVICES	GREEN HOUSE CENTER FOR GROWTH AND LEARNING	5,850.00
CONTRACTED SERVICES	HARMONY HOME HEALTH SERVICES LLC	9,476.63
CONTRACTED SERVICES	HEALTH PSYCH UTAH PLLC	300.00
CONTRACTED SERVICES	HERRIMAN COUNSELING SERVICES	17,614.41
CONTRACTED SERVICES	HOLLY COBB	90.00
CONTRACTED SERVICES	HONEY BUCKET	165.00
CONTRACTED SERVICES	HORIZON HOME HEALTH	8,732.00
CONTRACTED SERVICES	HOWARD HONG	100.00
CONTRACTED SERVICES	INTERMOUNTAIN GOLF CARS INC	592.83
CONTRACTED SERVICES	INTERMOUNTAIN HEALTH	20,000.00
CONTRACTED SERVICES	INTERMOUNTAIN LAWN MAINTENANCE INC	3,690.00
CONTRACTED SERVICES	IVY LANE PEDIATRICS, INC	2,036.71
CONTRACTED SERVICES	JAMIE S ROBINSON	1,694.88
CONTRACTED SERVICES	JAMILLA RASMUSSEN	350.00
CONTRACTED SERVICES	JBYBSMEDIA LLC	650.00
CONTRACTED SERVICES	JODI BARTON	572.50
CONTRACTED SERVICES	JODIE MCINTYRE	50.00
CONTRACTED SERVICES	JONES, ERIC	270.00
CONTRACTED SERVICES	JORDAN EDUCATION FOUNDATION	6,525.00
CONTRACTED SERVICES	JOSETTE SAVEA	330.00
CONTRACTED SERVICES	JOY PAULETTE PRICE	500.00
CONTRACTED SERVICES	JULIA CONNELLY	400.00
CONTRACTED SERVICES	KAITLYN SWAIN	50.00
CONTRACTED SERVICES	KAIZEN STRENGTH LLC	2,000.00
CONTRACTED SERVICES	KAYLEE OVERBY	50.00
CONTRACTED SERVICES	KAYLEEN MCCABE	700.00
CONTRACTED SERVICES	KELLY DEHAAN	200.00
CONTRACTED SERVICES	KIRSTEN STOUT	150.00
CONTRACTED SERVICES	KYLIE CASTANEDA	100.00
CONTRACTED SERVICES	LANGUAGE TESTING INTERNATIONAL	230.00
CONTRACTED SERVICES	LAUREN THOMAS	25.00
CONTRACTED SERVICES	LEGEND AUTO LIFT AND HOIST INC	5,995.00
CONTRACTED SERVICES	LEXI STEWART	150.00
CONTRACTED SERVICES	LEXI URIANZA DANCE	120.00
CONTRACTED SERVICES	LIFE LAUNCH CENTERS OF SOUTH SALT LAKE	3,300.00
CONTRACTED SERVICES	LIFE STONE GROUP LLC	7,730.00
CONTRACTED SERVICES	LIGHTHOUSE COUNSELING SERVICES PLLC	750.00
CONTRACTED SERVICES	LISA BICKMORE	200.00
CONTRACTED SERVICES	LIVE WELL COUNSELING SERVICES PLLC	1,175.00
CONTRACTED SERVICES	MADALYN EDWARDS	300.00
CONTRACTED SERVICES	MADISON PRICE	75.00
CONTRACTED SERVICES	MASTER LUS HEALTH CENTER	72.00
CONTRACTED SERVICES	MAXIM HEALTHCARE SERVICES INC	10,400.31
CONTRACTED SERVICES	MEDICAL STAFFING NETWORK	11,607.00
CONTRACTED SERVICES	MONARCH FAMILY COUNSELING	7,808.00
CONTRACTED SERVICES	MORGAN JEFFS	75.00
CONTRACTED SERVICES	MOUNTAIN VALLEY COUNSELING LLC	1,875.00
CONTRACTED SERVICES	MOUNTAIN VIEW FAMILY THERAPY	22,750.00

CONTRACTED SERVICES	MULTI CULTURAL COUNSELING CENTER LLC	1,350.00
CONTRACTED SERVICES	NICOLE MARIE DEAN	395.00
CONTRACTED SERVICES	NORMA PEDROZA	600.00
CONTRACTED SERVICES	ODYSSEY HOUSE INC	5,350.00
CONTRACTED SERVICES	PETERSON, EVA	750.00
CONTRACTED SERVICES	PHILLIP TIMOTHY JACKSON	150.00
CONTRACTED SERVICES	PROCARE THERAPY	59,490.70
CONTRACTED SERVICES	PUBLIC OPINIONS SOUNDSTAGE	4,350.00
CONTRACTED SERVICES	RACHELLE MARIE GLASGOW	140.00
CONTRACTED SERVICES	REACH COUNSELING LLC	2,850.00
CONTRACTED SERVICES	RIRIE WOODBURY DANCE COMPANY	75.00
CONTRACTED SERVICES	RIVERTON DESIGN INC	1,034.60
CONTRACTED SERVICES	RIVERTON POLICE DEPARTMENT	402.00
CONTRACTED SERVICES	ROBERT IAN OLDROYD	178.86
CONTRACTED SERVICES	RONALD BRAXTON ELMEN	175.00
CONTRACTED SERVICES	RUN IT GREEN LLC	3,176.04
CONTRACTED SERVICES	SALT LAKE CO YOUTH SERVICES	9,200.00
CONTRACTED SERVICES	SALT LAKE COMMUNITY COLLEGE	86.00
CONTRACTED SERVICES	SALT LAKE COUNTY HEALTH DEPT	623.50
CONTRACTED SERVICES	SALT PALACE CONVENTION CENTER	86.20
CONTRACTED SERVICES	SCOTT M TANNER	90.00
CONTRACTED SERVICES	SCOTT N MAXFIELD	1,125.00
CONTRACTED SERVICES	SCOTT SHATTUCK	1,000.00
CONTRACTED SERVICES	SEW SWEET DESIGNS	35.00
CONTRACTED SERVICES	SHAUNA KAY SMITH	90.00
CONTRACTED SERVICES	SHERWIN WILLIAMS CO	657.94
CONTRACTED SERVICES	SHIRLEYS SERVICES LLC	8,549.49
CONTRACTED SERVICES	SHRED SALT LAKE	141.90
CONTRACTED SERVICES	SLCC CROSSROAD AHEC	200.00
CONTRACTED SERVICES	SOUTH POINT COUNSELING SERVICES	9,000.00
CONTRACTED SERVICES	SOUTHERN UTAH UNIVERSITY	7,383.00
CONTRACTED SERVICES	SPIFFY PRODUCTIONS	200.00
CONTRACTED SERVICES	STARRLYN MULFORD	125.00
CONTRACTED SERVICES	STEPHANIE PEDERSEN	800.00
CONTRACTED SERVICES	SUNCREST COUNSELING PC	700.00
CONTRACTED SERVICES	SUPERIOR WATER & AIR INC	114.85
CONTRACTED SERVICES	TARA MARIE BOSWELL	1,312.64
CONTRACTED SERVICES	TAYLOR DAVIS	50.00
CONTRACTED SERVICES	TAYLOR, MARC	50.00
CONTRACTED SERVICES	TEAM FIRST MUSIC INC	775.00
CONTRACTED SERVICES	TEUSCHER RUF AND WALPOLE LLC	27,000.00
CONTRACTED SERVICES	THANKSGIVING POINT	18,287.22
CONTRACTED SERVICES	TIFFANY COLLINS	407.10
CONTRACTED SERVICES	TRAVIS SLADE PHOTO	1,080.00
CONTRACTED SERVICES	UNITED SOUND INC	945.00
CONTRACTED SERVICES	UNITED SPIRIT ASSOCIATION	1,250.00
CONTRACTED SERVICES	UNIVERSITY OF UTAH SCHOOL OF MUSIC	11,000.00
CONTRACTED SERVICES	UTAH BEHAVIOR SERVICES INC	20,432.23
CONTRACTED SERVICES	UTAH PARENT CENTER	3,037.54
CONTRACTED SERVICES	UTBS ACADEMY	2,675.00
CONTRACTED SERVICES	VINCENT STUDIOS	90.00

CONTRACTED SERVICES	WILSON, LAWRENCE	350.00
CONTRACTED SERVICES	US BANK	12,960.45
CONTRACTED SERVICES - VOID	JOHN A LAWSON	-140.00
CONTRACTED SERVICES - VOID & REISSUE	KENDALL BARLOW	-170.00
CONTRACTED SOFTWARE	IN FOCUS EDUCATION GROUP	3,816.00
CONTRACTED SOFTWARE	INSIGHT PUBLIC SECTOR	31,822.72
CONTRACTED SOFTWARE	SKYWARD INC	149.00
COPIER REPAIR	US BANK	10,436.59
CREDIT CARD TRANSACTION FEES	SCHOOL WINDOW LLC	9,760.67
DAIRY PRODUCTS	MEADOW GOLD DAIRIES	123,507.41
DRUG TESTING	WORKFORCEQA LLC	1,796.50
EDUCATIONAL FIELD TRIPS	DELTON BOWLING	2,472.00
EDUCATIONAL FIELD TRIPS	EARTHWINGS LLC	375.00
EDUCATIONAL FIELD TRIPS	LAGOON CORP	1,269.10
EDUCATIONAL FIELD TRIPS	LE BUS	4,382.50
EDUCATIONAL FIELD TRIPS	PETTY CASH	92.36
EDUCATIONAL FIELD TRIPS	RED STAR TRANSPORTATION INC	2,754.00
EDUCATIONAL FIELD TRIPS	SANDBERG, CASSIE	409.22
EDUCATIONAL FIELD TRIPS	US BANK	14,719.95
ELECTRICITY	ROCKY MTN POWER	648,570.35
EMPLOYEE PREMIUM	AFLAC GROUP INSURANCE	77,696.75
EMPLOYEE PREMIUM	DENTAL SELECT	135,194.34
EMPLOYEE PREMIUM	LINA	138,354.20
EMPLOYEE PREMIUM	OPTICARE OF UTAH	21,255.98
EQUIPMENT	AUTO COLOR PAINT AND BODY SUPPLIES	1,479.72
EQUIPMENT	BELL JANITORIAL SUPPLY LC	93,860.97
EQUIPMENT	CHICK AND JACK REPAIR AND DISTRIBUTING	390.00
EQUIPMENT	E3 DIAGNOSTICS	4,880.00
EQUIPMENT	EDUTEK CORPORATION	1,976.76
EQUIPMENT	FORTRESS SYSTEMS INTERNATIONAL, INC	3,785.00
EQUIPMENT	INSIGHT PUBLIC SECTOR	241.95
EQUIPMENT	NELSON, MARK	160.86
EQUIPMENT	ONEMONROE	2,106.75
EQUIPMENT	RESTAURANT AND STORE EQUIPMENT CO	58,241.52
EQUIPMENT	RESTAURANT SUPPLY LLC	3,070.69
EQUIPMENT	SHI INTERNATIONAL CORP	466.93
EQUIPMENT	ULINE	1,878.70
EQUIPMENT	WORKSPACE ELEMENTS	5,185.72
EQUIPMENT	X CAL CORP	17,422.00
EQUIPMENT	ZONAR SYSTEMS INC	99.94
EQUIPMENT	US BANK	12,332.28
EQUIPMENT RENTAL	US BANK	672.00
EQUIPMENT REPAIR	ANN KINANE	2,640.00
EQUIPMENT REPAIR	BERT MURDOCK MUSIC INC	90.00
EQUIPMENT REPAIR	CAPUTOS OVERHEAD DOOR SERVICE	593.90
EQUIPMENT REPAIR	DILLON TOYOTA LIFT	646.08
EQUIPMENT REPAIR	EQUIPMENT SERVICE PROVIDERS	73.09
EQUIPMENT REPAIR	LANCER ENERGY LLC	3,094.13
EQUIPMENT REPAIR	RE-PERCUSSION	825.00
EQUIPMENT REPAIR	RIVERTON MUSIC	230.00
EQUIPMENT REPAIR	RIVERTON MUSIC INC	286.00

EQUIPMENT REPAIR	SUMMERHAYS MUSIC COMPANY	652.80
EQUIPMENT REPAIR	US BANK	2,038.30
FINGERPRINTING	UTAH BUREAU OF CRIMINAL IDENTIFICATION	17,599.25
FOOD PURCHASES	5 BUCK PIZZA	87,131.79
FOOD PURCHASES	ALEXANDER, KRISTIE	64.95
FOOD PURCHASES	ALEXANDER, STASHA	8.97
FOOD PURCHASES	ALICIA MARUJI	276.29
FOOD PURCHASES	ALLSOP, NATALIE	59.26
FOOD PURCHASES	AMANDA MOGENSEN	87.08
FOOD PURCHASES	ANDERSON, JODI	27.75
FOOD PURCHASES	ANDERSON, TYLER	61.25
FOOD PURCHASES	ANDREA LEFGREN	25.11
FOOD PURCHASES	ANGELOS, KARA	174.44
FOOD PURCHASES	ARTHUR, ROBERT	450.00
FOOD PURCHASES	ASHCRAFT, AUBRIE	36.51
FOOD PURCHASES	ASHLEY ASH	325.59
FOOD PURCHASES	ASHLEY HATCH	372.81
FOOD PURCHASES	ASHLEY PERRY	37.94
FOOD PURCHASES	ASHLEY ROGERS	1,425.00
FOOD PURCHASES	ASHURST, JESSICA	345.43
FOOD PURCHASES	AUDREY TURLEY	47.58
FOOD PURCHASES	BABCOCK, WENDY	120.05
FOOD PURCHASES	BAILEY, MICHELLE	28.82
FOOD PURCHASES	BARNES, JAMES	878.83
FOOD PURCHASES	BATES, DAWN	55.56
FOOD PURCHASES	BATES, KRISTINE	54.57
FOOD PURCHASES	BEAN, TAUNIA	61.76
FOOD PURCHASES	BECKIE BEARDEN	135.85
FOOD PURCHASES	BEESEY, COURTNEY	43.69
FOOD PURCHASES	BERRETT, KELSIE	580.69
FOOD PURCHASES	BERRY, JAMI	60.36
FOOD PURCHASES	BERRY, RAEGENE	41.16
FOOD PURCHASES	BILLS, JARED	21.54
FOOD PURCHASES	BLACK, CARRIE	15.12
FOOD PURCHASES	BLAKE LOOSLI	116.15
FOOD PURCHASES	BLUNCK, ELIZABETH	661.08
FOOD PURCHASES	BUNNELL, RAECHEL	141.87
FOOD PURCHASES	BURGERS SUPREME CATERING	400.00
FOOD PURCHASES	BURTON, AIMEE	20.58
FOOD PURCHASES	CAMPOS, VYNESSA	50.43
FOOD PURCHASES	CARI JESSUP	155.88
FOOD PURCHASES	CAROLYNN NOPE	63.24
FOOD PURCHASES	CARTER, KYLE	200.16
FOOD PURCHASES	CASTOR, DAPHNE	23.71
FOOD PURCHASES	CATTEN, MCKENZIE	460.45
FOOD PURCHASES	CELIA NEWBOLD	93.66
FOOD PURCHASES	CHANTILLY WOOD	247.21
FOOD PURCHASES	CHICK FIL A SOUTH JORDAN	1,318.50
FOOD PURCHASES	CHIRICHIGNO, SARAH	106.67
FOOD PURCHASES	CHRISTENSEN, RONALD	47.95
FOOD PURCHASES	CHRISTINE KIDD	759.76

FOOD PURCHASES	CINDY DENAMUR	91.03
FOOD PURCHASES	CLARK, ANGELICA	10.98
FOOD PURCHASES	CLAYTON, RICHARD JR	55.03
FOOD PURCHASES	CONRY, ELIZABETH	103.02
FOOD PURCHASES	CORFIELD, KERI	52.99
FOOD PURCHASES	COX, CYNTHIA	177.28
FOOD PURCHASES	CRANDELL, CASSANDRA	45.40
FOOD PURCHASES	CRIVELLO, MEGAN	80.27
FOOD PURCHASES	CURRAN, CAROLYN	302.14
FOOD PURCHASES	DAVIES, TRACEY	59.70
FOOD PURCHASES	DAYTON OLSON, HEATHER	13.31
FOOD PURCHASES	DEHAAS, NICHOLE	178.74
FOOD PURCHASES	DENTON, CODY	706.13
FOOD PURCHASES	DEYOUNG, KAYCEE	638.17
FOOD PURCHASES	DODGE, TIFFANY	20.76
FOOD PURCHASES	DOUGLAS, ANGUS	37.05
FOOD PURCHASES	EDWARDS, LARUE	165.95
FOOD PURCHASES	ELYSHA OAKESON	70.86
FOOD PURCHASES	ENCE, HEATHER	138.85
FOOD PURCHASES	ENCE, RONALD	70.36
FOOD PURCHASES	EVANS, GABRIELLE	10.98
FOOD PURCHASES	EVONNE BALLARD	160.26
FOOD PURCHASES	FARIAS ZURITA, JOSE	271.26
FOOD PURCHASES	FEIST, MADISON	613.23
FOOD PURCHASES	FISH, AUDREY	27.44
FOOD PURCHASES	FJELDSTED, HOLLY	95.32
FOOD PURCHASES	FRISCHKNECHT, KIRA	13.89
FOOD PURCHASES	GAMBRINO, BELINDA	366.81
FOOD PURCHASES	GASPERINI, MARCELLO	50.86
FOOD PURCHASES	GODFREY, ANTHONY	66.66
FOOD PURCHASES	GOTBERG, PATRICIA	55.29
FOOD PURCHASES	GOUGH, CAROLYN	169.75
FOOD PURCHASES	GRANT, ELAINE	80.06
FOOD PURCHASES	GRIFFIN, BRIAN	37.42
FOOD PURCHASES	GRIFFITHS, MEGAN	46.45
FOOD PURCHASES	GRIFFITHS, TERESA	109.51
FOOD PURCHASES	GUBLER, LORA	66.07
FOOD PURCHASES	HADLOCK, JULIE	19.98
FOOD PURCHASES	HALES, LAURA	25.98
FOOD PURCHASES	HANSEN, FABIANA	121.71
FOOD PURCHASES	HANSEN, JENNA	32.45
FOOD PURCHASES	HASSLER, JAYSON	66.31
FOOD PURCHASES	HAWKES, KELSEY	61.79
FOOD PURCHASES	HEATON, LORI	13.11
FOOD PURCHASES	HEITZ, NED	322.18
FOOD PURCHASES	HERNANDEZ, LONI	29.39
FOOD PURCHASES	HICKENLOOPER, ANNEGRET	46.01
FOOD PURCHASES	HILL, JEFFREY	130.46
FOOD PURCHASES	HOFHEINS, MINDEE	59.50
FOOD PURCHASES	HOLMAN, VALERIE	4.57
FOOD PURCHASES	HOLMES, ANDREW	22.08

FOOD PURCHASES	HOWELL, TYLER	526.58
FOOD PURCHASES	HOWLAND, DEVIONARE	127.09
FOOD PURCHASES	HUANG, YUFANG	77.15
FOOD PURCHASES	HUMPHERYS, JEFFREY	156.91
FOOD PURCHASES	HUMPHREY, HOLLY	51.69
FOOD PURCHASES	IBRAHIM, SAULEHA	17.89
FOOD PURCHASES	JACKSON, JANE	27.78
FOOD PURCHASES	JACOB, LAURA	77.31
FOOD PURCHASES	JELINEK, MARINDA	32.90
FOOD PURCHASES	JENKINS, MADISON	281.37
FOOD PURCHASES	JENNETTE PRICE	136.10
FOOD PURCHASES	JENSEN, EMILY	48.87
FOOD PURCHASES	JENSEN, SHAWN	48.30
FOOD PURCHASES	JESSICA TIDWELL	51.48
FOOD PURCHASES	JOHNSON, CYNTHIA	108.49
FOOD PURCHASES	JOLLEY, MAKENNA	15.56
FOOD PURCHASES	JULIANNE DAVIS	372.05
FOOD PURCHASES	JULIANNE GAUULA TIALAVEA	507.70
FOOD PURCHASES	JULIE SMITH	77.08
FOOD PURCHASES	KELLY SMITH	46.82
FOOD PURCHASES	KIRKLAND, RAMEE	19.80
FOOD PURCHASES	KRISTA SATHRE	345.21
FOOD PURCHASES	LARSEN, ARIAL	25.18
FOOD PURCHASES	LARSEN, CAMMIE CHAE	210.39
FOOD PURCHASES	LARSEN, PAYTEN	17.30
FOOD PURCHASES	LARSON, ANNIE	39.39
FOOD PURCHASES	LAURA PEDERSEN	198.48
FOOD PURCHASES	LEAVITT, AMANDA	40.86
FOOD PURCHASES	LEPREY, SHAWNEE	232.78
FOOD PURCHASES	LOFGREN, JENNIFER	30.85
FOOD PURCHASES	LORENZANA, STEPHANIE	361.27
FOOD PURCHASES	LORI TAYLOR	28.83
FOOD PURCHASES	MALMBORG, DIANE	30.13
FOOD PURCHASES	MANNING, THOMAS	38.61
FOOD PURCHASES	MARCY CAMPBELL	387.05
FOOD PURCHASES	MARIANNE DWYER	21.58
FOOD PURCHASES	MARIE, MOLLIE	52.30
FOOD PURCHASES	MARSHALL-AZARES, PATRICIA	175.98
FOOD PURCHASES	MARTINEZ, TIFFANY	364.63
FOOD PURCHASES	MASON, CHARRON	44.21
FOOD PURCHASES	MATTHEWS, SHAUN	70.40
FOOD PURCHASES	MCDONALD, SHANNON	325.55
FOOD PURCHASES	MCLEAN, JOANNA	152.99
FOOD PURCHASES	MEADOW GOLD DAIRIES	24,075.19
FOOD PURCHASES	MEEHAN, THOMAS Jr	178.46
FOOD PURCHASES	MEGAN MYERS	90.08
FOOD PURCHASES	MELISSA ADAMSON	2,093.65
FOOD PURCHASES	MELISSA BURRUP	718.13
FOOD PURCHASES	MELVILLE, MELLISA	12.20
FOOD PURCHASES	MERRILL, ERIKA	45.88
FOOD PURCHASES	MICHELLE MICHAELS	680.00

FOOD PURCHASES	MIDVALE MINING COMPANY	2,609.00
FOOD PURCHASES	MONSON, SAMANTHA	22.09
FOOD PURCHASES	MORIARTY, MARYMARGARET	103.13
FOOD PURCHASES	MORIN, EMILY	75.71
FOOD PURCHASES	MORRELL, JORDAN	632.16
FOOD PURCHASES	MORRILL, SHERRI	303.54
FOOD PURCHASES	MURDOCK, LAURIE	163.58
FOOD PURCHASES	NICHOLAS AND COMPANY INC	257,103.37
FOOD PURCHASES	NICHOLE COOMBS	4.95
FOOD PURCHASES	NICOLE KERR	41.68
FOOD PURCHASES	NIELSEN, KIRK	65.81
FOOD PURCHASES	NIELSEN, NATALIE	221.84
FOOD PURCHASES	OAKS, APRIL	71.19
FOOD PURCHASES	OFIARA, ANTONINA	91.05
FOOD PURCHASES	OPIE, DAWN	22.60
FOOD PURCHASES	ORTON, MELISSA	106.36
FOOD PURCHASES	OTLEY, ANNA	199.82
FOOD PURCHASES	PAIGE MILLER	603.80
FOOD PURCHASES	PAY, JACK	48.61
FOOD PURCHASES	PAYTON, BROOKE	51.40
FOOD PURCHASES	PECORELLI, TRUDY	23.65
FOOD PURCHASES	PETERSON, DACIA	49.32
FOOD PURCHASES	PETERSON, JENNIFER	40.14
FOOD PURCHASES	PETERSONS FRESH MARKET	332.53
FOOD PURCHASES	PIPPIN, TAWNA	20.00
FOOD PURCHASES	PLOTT, DUSTIN	37.83
FOOD PURCHASES	POHLMAN, BRADLEY	101.96
FOOD PURCHASES	PRIETO-CONDE, RAQUEL	37.74
FOOD PURCHASES	RASMUSSEN, AMANDA	143.35
FOOD PURCHASES	RASMUSSEN, ELIZABETH	41.20
FOOD PURCHASES	REILLEY, LORI	20.11
FOOD PURCHASES	RICH, STEPHANIE	720.53
FOOD PURCHASES	RICHARDS-KHONG, CHRISTEN	5.52
FOOD PURCHASES	RICHINS, LARRY	46.09
FOOD PURCHASES	RIDGE, MONICA	69.28
FOOD PURCHASES	ROBERTS, SUZANNE	37.02
FOOD PURCHASES	ROBERTSON, CAMBRIA	47.30
FOOD PURCHASES	ROBINSON, ANNE	33.52
FOOD PURCHASES	ROGERS, SHELLY	80.05
FOOD PURCHASES	ROJAS, PATRICIA	65.15
FOOD PURCHASES	ROSS, STEPHANIE	54.30
FOOD PURCHASES	ROUNDY, ANDREA	130.23
FOOD PURCHASES	RUDEL, NATALIE	43.73
FOOD PURCHASES	SANCHEZ, JOHANNA	41.16
FOOD PURCHASES	SASSMAN, JOHN	27.03
FOOD PURCHASES	SCHNEITER, KELSY	112.24
FOOD PURCHASES	SCHOOL FOOD ENTERPRISES	15,383.61
FOOD PURCHASES	SCOTT, BRECKA	110.39
FOOD PURCHASES	SHEPARD, MARLENA	16.95
FOOD PURCHASES	SIMMONS, KRISTIN	32.97
FOOD PURCHASES	SIMPERS, KAYLEE	154.17

FOOD PURCHASES	SMALLEY, P J	96.94
FOOD PURCHASES	SMITH, CAROLYN	64.23
FOOD PURCHASES	SMITH, CINDY	98.90
FOOD PURCHASES	SMITHS CUSTOMER CHARGES	100.32
FOOD PURCHASES	SORENSEN, MADISON	223.61
FOOD PURCHASES	SOSI, AURO	373.76
FOOD PURCHASES	STARR, REBECCA	34.69
FOOD PURCHASES	STEELE, ADRIAN	200.29
FOOD PURCHASES	STEWART, KIMBERLY	18.54
FOOD PURCHASES	STIRLAND, DARREN	57.56
FOOD PURCHASES	STOWELL, MCKENNA	57.24
FOOD PURCHASES	STRACHAN, SARA	214.85
FOOD PURCHASES	STUTZNEGGER, AMY	53.50
FOOD PURCHASES	SUPERIOR WATER & AIR INC	129.90
FOOD PURCHASES	SUTTON, CANDICE	15.44
FOOD PURCHASES	SWIRE COCA COLA USA	2,195.29
FOOD PURCHASES	TAFT, SHELLEY	100.82
FOOD PURCHASES	TANNER, KRISTINE	42.27
FOOD PURCHASES	THACKER, DODI	46.47
FOOD PURCHASES	THOMPSON, ASHLEY	99.33
FOOD PURCHASES	THOMPSON, LESLIE	328.56
FOOD PURCHASES	THORUP, MEAGAN	714.89
FOOD PURCHASES	TIFFANY COLLINS	75.60
FOOD PURCHASES	TOBLER, JENNIFER	43.08
FOOD PURCHASES	TOPONCE, TRICIA	341.91
FOOD PURCHASES	TOWNSEND, MELISSA	41.68
FOOD PURCHASES	TREACY, COREY	27.77
FOOD PURCHASES	TRIMBLE, AMY	55.79
FOOD PURCHASES	TROESTER, TRICIA	7.51
FOOD PURCHASES	TUMBLIN, KAEVIN	49.29
FOOD PURCHASES	TURNER, ANIKA	158.17
FOOD PURCHASES	VIGIL, LETITIA	128.37
FOOD PURCHASES	WAITE, ROCHELLE	2,740.90
FOOD PURCHASES	WALTHER, MARISSA	21.60
FOOD PURCHASES	WATER STAR USA	139.95
FOOD PURCHASES	WHITING, MADISON	126.69
FOOD PURCHASES	WILHELM, JAMIE	95.48
FOOD PURCHASES	WILLIAMS, JULIE	59.71
FOOD PURCHASES	YANCEY, ADRIENNE	21.99
FOOD PURCHASES	YOUNG, CHARTE	53.83
FOOD PURCHASES	YOUTZ, BRYAN	17.47
FOOD PURCHASES	US BANK	96,117.69
FOUNDATION AWARDS	DOORNBOS, GERARD	1,000.00
FOUNDATION AWARDS	ELIASON, MELISSA	1,000.00
FOUNDATION AWARDS	FRISCHKNECHT, KIRA	1,000.00
FOUNDATION AWARDS	FULLER, MAKENZIE	1,000.00
FOUNDATION AWARDS	GATES, MATTHEW	1,000.00
FOUNDATION AWARDS	GRIGGS, DEIDRE	1,000.00
FOUNDATION AWARDS	HYDE, JANIE	1,000.00
FOUNDATION AWARDS	JANIS, REBECCA	1,000.00
FOUNDATION AWARDS	JORDAN EDUCATION FOUNDATION	500.00

FOUNDATION AWARDS	MINARDI, ANDREW	1,000.00
FOUNDATION AWARDS	PETERSON, STACY	1,000.00
FOUNDATION AWARDS	SPENCER, JODI	1,000.00
FOUNDATION AWARDS	SPITZENBERGER, LAURI	1,000.00
FOUNDATION AWARDS	UTAH VALLEY UNIVERSITY	2,000.00
FOUNDATION AWARDS	WEBER STATE UNIVERSITY	1,090.00
FOUNDATION AWARDS	US BANK	1,000.00
FUNDRAISERS	HERRIMAN HIGH SCHOOL PTSA	2,384.97
FUNDRAISERS	LITTLE LAMBS FOUNDATION FOR KIDS INC	25,050.00
FUNDRAISERS	THE PULSERA PROJECT	445.00
FUNDRAISERS	THE SHARING PLACE	198,583.26
FUNDRAISERS	WATERFORD SCHOOL	25.00
GARBAGE REMOVAL	ACE RECYCLING & DISPOSAL	5,673.76
GARBAGE REMOVAL	REPUBLIC SERVICES INC #864	40,141.62
GAS & OIL	MYFLEETCENTER SOUND BILLING	885.27
GENERAL FUNDRAISER	LIFTING HANDS INTERNATIONAL	1,988.76
INDUSTRIAL INSURANCE	TRISTAR RISK MANAGEMENT	58,058.89
INVENTORY	SMUCKER J M COMPANY	17,748.00
INVENTORY - BUS PARTS	BATTERY SYSTEMS	910.49
INVENTORY - BUS PARTS	BRYSON SALES AND SERVICE	4,194.44
INVENTORY - BUS PARTS	FLEETPRIDE	435.60
INVENTORY - BUS PARTS	FREEDOM TRUCK AND TRAILER PARTS, INC	2,182.96
INVENTORY - BUS PARTS	INTERMOUNTAIN TRAILER SALES AND SERVICE LLC	1,129.50
INVENTORY - BUS PARTS	JACKS TIRE AND OIL MANAGEMENT CO	11,713.80
INVENTORY - BUS PARTS	KENWORTH SALES COMPANY INC	1,147.16
INVENTORY - BUS PARTS	MOUNTAIN WEST TRUCK CENTER IN	3,404.52
INVENTORY - BUS PARTS	PREMIER TRUCK GROUP	7,956.83
INVENTORY - BUS PARTS	ROMAINE ELECTRIC CORP	1,690.07
INVENTORY - BUS PARTS	SMITH POWER PRODUCTS INC	1,952.86
INVENTORY - CUSTODIAL	BELL JANITORIAL SUPPLY LC	39,069.13
INVENTORY - CUSTODIAL	BRADY INDUSTRIES LLC	6,270.00
INVENTORY - CUSTODIAL	HYKO SUPPLY	1,534.20
INVENTORY - CUSTODIAL	STEPSAVERS INC	1,102.50
INVENTORY - CUSTODIAL	WAXIE SANITARY SUPPLY	73,781.05
INVENTORY - MAINTENANCE	ADI	1,103.68
INVENTORY - MAINTENANCE	ALS AUTO PARTS	1,416.40
INVENTORY - MAINTENANCE	COMPONENT PLAYGROUND EQUIPMENT	898.00
INVENTORY - MAINTENANCE	GRAINGER	2,917.18
INVENTORY - MAINTENANCE	IML SECURITY SUPPLY	15,127.99
INVENTORY - MAINTENANCE	NELSON FIRE SYSTEMS	100.00
INVENTORY - MAINTENANCE	ONEMONROE	312.50
INVENTORY - MAINTENANCE	PAINT SUNDRIES SOLUTIONS INC	1,320.72
INVENTORY - MAINTENANCE	ROCKY MOUNTAIN TURF	1,226.68
INVENTORY - MAINTENANCE	ROYAL WHOLESALE ELECTRIC	6,338.84
INVENTORY - MAINTENANCE	STANDARD PLUMBING SUPPLY	2,468.45
INVENTORY - MAINTENANCE	WESTERN ELECTRICAL ALLIANCE	1,525.00
INVENTORY - STOCKROOM	HENRY SCHEIN INC	429.52
INVENTORY - STOCKROOM	PYRAMID SCHOOL PRODUCTS	3,704.57
INVENTORY - STOCKROOM	SOUTHWEST SCHOOL AND OFFICE SUPPLY	23,683.00
INVENTORY - STOCKROOM	TEXAS SPECIALTIES	5,381.25
INVENTORY - STOCKROOM	VERITIV OPERATING COMPANY	45,197.12

INVENTORY PRODUCE	A AND Z PRODUCE COMPANY	163,658.40
INVENTORY-BUS OIL/SHOP SUPPLY	SENERGY PETROLEUM LLC	1,738.00
INVENTORY-NUTRITION SERVICE	NICHOLAS AND COMPANY INC	355,796.15
LAWNCARE	AFFORDABLE LAWNCARE AND LANDSCAPE LLC	4,600.00
LEGAL FEES	BURBIDGE, VAN KOMEN, TANNER & SCRUGGS LLC	10,714.00
LEGAL FEES	DENTONS DURHAM JONES PINEGAR P C	29,730.00
LEGAL FEES	FABIAN VANCOTT	6,333.65
LIGHTS	CONSERVE A WATT	13,565.40
LUNCH SALES	ALFREDA HURLICH	30.00
LUNCH SALES	ALLEN MARTINEZ	31.15
LUNCH SALES	AMBER BYLUND	23.25
LUNCH SALES	AMY STEVENS	51.75
LUNCH SALES	ANDREW PIERCE	15.85
LUNCH SALES	ANGELA PETERSON	14.50
LUNCH SALES	ANNETTE ALDRIDGE	59.00
LUNCH SALES	BRADLEY HARTMAN	32.12
LUNCH SALES	BRANNON BURGON	85.45
LUNCH SALES	BRENDA ALLEY	47.10
LUNCH SALES	CAMI MORRIS	196.00
LUNCH SALES	CANDACE APPELEGATE	31.75
LUNCH SALES	CANDICE DENTI	11.70
LUNCH SALES	CARLA BROWER	89.25
LUNCH SALES	CAROL STRONG	78.50
LUNCH SALES	CHAD LEE	30.85
LUNCH SALES	CHANTAL DENET	25.50
LUNCH SALES	CHARLOTTE COESTER	36.30
LUNCH SALES	CHELLIE PHILLIPS	96.65
LUNCH SALES	CHERALYNN DANSIE	80.65
LUNCH SALES	CHERYL SHEPHERD	19.25
LUNCH SALES	CHUCK JONES	72.50
LUNCH SALES	CINDY HANSEN	15.50
LUNCH SALES	CLARISSA BALLARD	29.15
LUNCH SALES	COREY SCOTT	61.70
LUNCH SALES	DANIEL PRADA	14.25
LUNCH SALES	DAREN JENSEN	24.25
LUNCH SALES	DARICE TROTTER	66.45
LUNCH SALES	DAVID GIROUX	43.10
LUNCH SALES	DAVID HENRY	11.00
LUNCH SALES	DAVID PACK	152.50
LUNCH SALES	DAVIES, TRACEY	62.75
LUNCH SALES	DEANNA BARRY	22.85
LUNCH SALES	DONALD BRAUN	26.00
LUNCH SALES	ELISIA GREEN	297.75
LUNCH SALES	ELIZABETH DAWES	35.50
LUNCH SALES	ERIC TORGERSON	222.10
LUNCH SALES	ERLYNDA EDENFIELD	29.10
LUNCH SALES	EUNICE MORKEH	32.40
LUNCH SALES	FELECIA REARDON	93.35
LUNCH SALES	GEOFFREY MATTHEWS	16.70
LUNCH SALES	GREG MCMURDIE	24.30
LUNCH SALES	HEATHER GARCIA	98.90

LUNCH SALES	HOLLY MOORE	54.00
LUNCH SALES	JAHNEE PERRY	58.00
LUNCH SALES	JAMES MADSEN	9.50
LUNCH SALES	JAMIE SLATER	10.75
LUNCH SALES	JARED LUKER	52.95
LUNCH SALES	JAREN ROBINSON	15.50
LUNCH SALES	JASON SCHOUTEN	46.25
LUNCH SALES	JASON YERGENSEN	29.25
LUNCH SALES	JENNIE MESSERVY	59.50
LUNCH SALES	JENNIFER DOMENICI	77.90
LUNCH SALES	JENNIFER GARCIA	22.75
LUNCH SALES	JENNIFER WILLES	19.65
LUNCH SALES	JESSICA TRIPTOW	95.10
LUNCH SALES	JOCELYN CARTWRIGHT	42.70
LUNCH SALES	JOHANSEN, RYAN	66.70
LUNCH SALES	JOHN JENSEN	123.25
LUNCH SALES	JOSEPH ALBRECHT	32.55
LUNCH SALES	JULIA GONCALVES	73.70
LUNCH SALES	KALISA JENSON	209.50
LUNCH SALES	KATE LARSON	90.45
LUNCH SALES	KATIE BAGLEY	5.50
LUNCH SALES	KATIE SCHREIBER	23.00
LUNCH SALES	KEELE, HOLLY	23.60
LUNCH SALES	KELLI OLSEN	14.25
LUNCH SALES	KELSEY CLARK	43.92
LUNCH SALES	KENNETH JOHNSON	63.30
LUNCH SALES	KIM RIDING	36.00
LUNCH SALES	KIRK, RAEANNA	204.75
LUNCH SALES	KRISTI JOHNSON	112.40
LUNCH SALES	KRISTI SANCHEZ	16.60
LUNCH SALES	KRISTIN MILLER	39.45
LUNCH SALES	LAFOND, SARAH	14.00
LUNCH SALES	LANA TRAN	34.60
LUNCH SALES	LAURA PETERSON	51.30
LUNCH SALES	LAYNE NELSON	21.75
LUNCH SALES	LEIANN BIRRELL	151.25
LUNCH SALES	LEULUAI, KEELEE	23.25
LUNCH SALES	LISA FRASIER	7.50
LUNCH SALES	LISA MORRIS	120.20
LUNCH SALES	LOI PHAM	50.25
LUNCH SALES	LORI TAYLOR	66.25
LUNCH SALES	LORRI GROVER	20.75
LUNCH SALES	LUISA ARTAHONA	25.00
LUNCH SALES	MARCEY CARSON	146.00
LUNCH SALES	MARCUS WILSON	138.50
LUNCH SALES	MAREN AUKER	85.50
LUNCH SALES	MARIA AMBRIZ	25.70
LUNCH SALES	MARK WEIDNER	185.55
LUNCH SALES	MARYANN DEAN	59.80
LUNCH SALES	MAT BLOCKOVICH	7.20
LUNCH SALES	MATT CHINN	10.55

LUNCH SALES	MEGAN HUNTING	145.50
LUNCH SALES	MELANIE MCROBERTS	183.25
LUNCH SALES	MELISSA FUELLING	40.50
LUNCH SALES	MELISSA PRESLEY	31.50
LUNCH SALES	MELISSA SAYASITH	48.50
LUNCH SALES	MELISSA WISEMAN	52.45
LUNCH SALES	MENDEE WILLIAMS	47.45
LUNCH SALES	MICAH WYBROW	24.07
LUNCH SALES	MICHAEL MASON	41.00
LUNCH SALES	MICHELLE JAMISON	17.77
LUNCH SALES	MICHELLE JENSEN	43.40
LUNCH SALES	MINDY ATKINSON	33.35
LUNCH SALES	MISTY DAY	192.05
LUNCH SALES	NATALIE PETERSSON	8.50
LUNCH SALES	NATHAN MORREALE	139.00
LUNCH SALES	NICOLE LUND	60.95
LUNCH SALES	PEGGY DOUGLAS	310.70
LUNCH SALES	PHILIPPE BANZA	400.00
LUNCH SALES	QUANG ROAN	21.80
LUNCH SALES	QUINN DRURY	194.50
LUNCH SALES	R D BISHOP	32.90
LUNCH SALES	RACHEL BUSH	16.50
LUNCH SALES	RACHEL MARCONATO	43.50
LUNCH SALES	RACHEL SANCHEZ	15.45
LUNCH SALES	RACHEL THORELL	78.00
LUNCH SALES	ROBERTA IVANKOVICH	94.90
LUNCH SALES	RON LUDLOW	114.85
LUNCH SALES	RONDA QUINTANA	70.70
LUNCH SALES	RYAN NIELSON	63.75
LUNCH SALES	SAMANTHA VASQUEZ	54.25
LUNCH SALES	SANDRA BENCE	20.75
LUNCH SALES	SCOTT SMEDLEY	83.26
LUNCH SALES	SHANE RENGERS	73.75
LUNCH SALES	SHANE TOPONCE	20.95
LUNCH SALES	SHANNON WEST	20.45
LUNCH SALES	SHANNON WIGGINS	61.00
LUNCH SALES	SHELLI MCLACHLAN	42.25
LUNCH SALES	SHERYL BEACHEM	45.20
LUNCH SALES	SHIN, LYNNA	50.70
LUNCH SALES	SPENCER DE JONG	16.40
LUNCH SALES	STEPHEN TAYLOR	55.00
LUNCH SALES	STEVE EGAN	201.85
LUNCH SALES	STEVE MILLARD	24.35
LUNCH SALES	STEVE POTTS	49.65
LUNCH SALES	STEVEN MAESTAS	26.00
LUNCH SALES	SVIJETLANA MAHMUTOVIC	47.70
LUNCH SALES	TANYA SMITH	40.95
LUNCH SALES	TERRILE BLACK	31.70
LUNCH SALES	THAYNE CRIDDLE	63.00
LUNCH SALES	TIFFANY MABEY	88.75
LUNCH SALES	TIFFANY SORENSEN	20.00

LUNCH SALES	TOM MITCHELL	150.50
LUNCH SALES	TRACI HYTE	9.00
LUNCH SALES	TRACY MCGEE	18.25
LUNCH SALES	WHITNEY LEE	53.75
LUNCH SALES	ZACHARY JACOB	28.00
MAINT SUPPLIES/UNIFORMS	ADVANCE AUTO PARTS	61.58
MAINT SUPPLIES/UNIFORMS	BSN SPORTS INC	43,953.13
MAINT SUPPLIES/UNIFORMS	CINTAS #180 UNIFORMS	1,820.76
MAINT SUPPLIES/UNIFORMS	CINTAS FIRST AID AND SAFETY	552.44
MAINT SUPPLIES/UNIFORMS	COLEMAN KNITTING MILLS	4,500.00
MAINT SUPPLIES/UNIFORMS	COMBUSTION TECHNOLOGIES USA	952.00
MAINT SUPPLIES/UNIFORMS	DENTON, ASHLEY	25.00
MAINT SUPPLIES/UNIFORMS	ELEVATE PROMO	2,238.90
MAINT SUPPLIES/UNIFORMS	FASTENAL COMPANY	2,050.83
MAINT SUPPLIES/UNIFORMS	GAME DAY SKINZ INC	5,334.09
MAINT SUPPLIES/UNIFORMS	GAME ONE	3,483.54
MAINT SUPPLIES/UNIFORMS	JACKSON, JANE	76.29
MAINT SUPPLIES/UNIFORMS	KENWORTH SALES COMPANY INC	4,266.90
MAINT SUPPLIES/UNIFORMS	MUSE MARX LLC	289.40
MAINT SUPPLIES/UNIFORMS	NAPA AUTO PARTS	1,558.57
MAINT SUPPLIES/UNIFORMS	NATIONAL FFA ORGANIZATION	81.00
MAINT SUPPLIES/UNIFORMS	OSSINE SHOES	100.00
MAINT SUPPLIES/UNIFORMS	RAGMAN COMPANY	1,739.00
MAINT SUPPLIES/UNIFORMS	RIDDELL ALL AMERICAN SPORTS CORP	34,490.10
MAINT SUPPLIES/UNIFORMS	SAFETY SUPPLY AND SIGN COMPANY	364.75
MAINT SUPPLIES/UNIFORMS	SANDBERG, CASSIE	287.55
MAINT SUPPLIES/UNIFORMS	SENERGY PETROLEUM LLC	1,432.20
MAINT SUPPLIES/UNIFORMS	TOWER SPORTS	500.00
MAINT SUPPLIES/UNIFORMS	VARSITY SPIRIT	19,954.10
MAINT SUPPLIES/UNIFORMS	US BANK	13,727.49
MEDIA BOOKS	ALLIED BUSINESS SOLUTIONS INC	5,394.56
MEDIA BOOKS	COUNTERTRADE PRODUCTS INC	3,213.88
MEDIA BOOKS	FOLLETT CONTENT SOLUTIONS LLC	28,644.81
MEDIA BOOKS	LIBRARY STORE	389.46
MEDIA BOOKS	PERMA BOUND	278.87
MEDIA BOOKS	RAINBOW BOOK COMPANY	820.57
MEDIA BOOKS	US BANK	38,247.87
MEDIA CENTER FINES	ASHLAN TAYLOR	6.00
MEDIA CENTER FINES	TERRI ANN LANCASTER	11.24
MEMBERSHIP DUES AND FEES	AKTIVATE	1,053.00
MEMBERSHIP DUES AND FEES	ASHCRAFT, TAYLOR	840.00
MEMBERSHIP DUES AND FEES	BMJ SPORTS	6,000.00
MEMBERSHIP DUES AND FEES	BRENT SMITH	82.00
MEMBERSHIP DUES AND FEES	CONRY, ELIZABETH	1,325.74
MEMBERSHIP DUES AND FEES	DAN NIELSON HOOPS LLC	1,500.00
MEMBERSHIP DUES AND FEES	DYNASTY ATHLETICS LLC	3,077.00
MEMBERSHIP DUES AND FEES	EPIC PRODUCTIONS LLC	9,510.00
MEMBERSHIP DUES AND FEES	FONG, PETER	156.00
MEMBERSHIP DUES AND FEES	GOLDEN GATE MOVEMENT	450.00
MEMBERSHIP DUES AND FEES	HOSA FUTURE HEALTH PROFESSIONALS	15.00
MEMBERSHIP DUES AND FEES	JENSEN, SHARON	214.50

MEMBERSHIP DUES AND FEES	KLVACEK, ROSTISLAV	70.00
MEMBERSHIP DUES AND FEES	LAMBERT, JACK	2,297.92
MEMBERSHIP DUES AND FEES	MARSHALL-AZARES, PATRICIA	1,238.06
MEMBERSHIP DUES AND FEES	NASSP	385.00
MEMBERSHIP DUES AND FEES	NATIONAL ASSOCIATION OF SCHOOL NURSES	129.50
MEMBERSHIP DUES AND FEES	ONELIFE CPR AND FIRST AID	1,326.00
MEMBERSHIP DUES AND FEES	ORGAN, KALIN	300.00
MEMBERSHIP DUES AND FEES	PRICE, JEFFREY	513.16
MEMBERSHIP DUES AND FEES	REDD, NICHOLAS	1,496.28
MEMBERSHIP DUES AND FEES	UACTE IT DIVISION	390.00
MEMBERSHIP DUES AND FEES	UNITED SPIRIT ASSOCIATION	2,400.00
MEMBERSHIP DUES AND FEES	UNIVERSAL CHEERLEADER ASSOC	18,187.00
MEMBERSHIP DUES AND FEES	UTAH DEBATE COACHES ASSOCIATION	440.00
MEMBERSHIP DUES AND FEES	UTAH HIGH SCHOOL ACTIVITIES ASSOC	50.00
MEMBERSHIP DUES AND FEES	UTAH HOSA FUTURE HEALTH PROFESSIONALS	2,972.70
MEMBERSHIP DUES AND FEES	UTAH VALLEY UNIVERSITY	2,000.00
MEMBERSHIP DUES AND FEES	WHITING, MADISON	537.02
MEMBERSHIP DUES AND FEES	US BANK	41,982.15
MILEAGE - STUDENT	AIRIN TOYO	42.84
MILEAGE - STUDENT	ALYSSA DAVIS	36.82
MILEAGE - STUDENT	ANDREW CONELLY	27.74
MILEAGE - STUDENT	ANDRIA KRASNOV	38.56
MILEAGE - STUDENT	ASHLIE JENKINS	79.25
MILEAGE - STUDENT	BRENDA DUFORD	25.70
MILEAGE - STUDENT	BRETT CALL	74.05
MILEAGE - STUDENT	BRIAN STARK	83.03
MILEAGE - STUDENT	BRITANY EGAN	34.27
MILEAGE - STUDENT	BROOKLYN CLUFF	35.80
MILEAGE - STUDENT	CASSIE THOMPSON	32.64
MILEAGE - STUDENT	CHANTAL DENET	141.47
MILEAGE - STUDENT	CHRIS COFFIN	72.83
MILEAGE - STUDENT	EVELYN ARMSTRONG	155.96
MILEAGE - STUDENT	HEIDI COOK	39.63
MILEAGE - STUDENT	HEIDI SKOUSEN	34.68
MILEAGE - STUDENT	JAMIE JUDD	34.43
MILEAGE - STUDENT	JAMIE LITTLE	14.69
MILEAGE - STUDENT	JEANETTE BELTRAN	76.76
MILEAGE - STUDENT	JEFF WARNER	83.03
MILEAGE - STUDENT	JESSICA MORGAN	26.42
MILEAGE - STUDENT	JUDY HOUSEHOLDER	284.89
MILEAGE - STUDENT	KATIE HALATOKOUA	36.41
MILEAGE - STUDENT	KELSIE LAMOREAUX	35.70
MILEAGE - STUDENT	KRISTIE HOLT	71.60
MILEAGE - STUDENT	LAURA DAVIS	35.80
MILEAGE - STUDENT	MARIE KAVEINGA	199.92
MILEAGE - STUDENT	MARY OVESON	67.63
MILEAGE - STUDENT	MICHAEL DULGARIAN	69.36
MILEAGE - STUDENT	MICHELLE SCHMIDT	58.96
MILEAGE - STUDENT	MURIEL FOY	31.62
MILEAGE - STUDENT	RACHEL WHITE	35.85
MILEAGE - STUDENT	RAINY CHRISTENSEN	34.27

MILEAGE - STUDENT	REBECCA CASPER	42.84
MILEAGE - STUDENT	REBECCA POCOCK	287.84
MILEAGE - STUDENT	SAMARA CORRO	81.40
MILEAGE - STUDENT	SARA HOMER	37.74
MILEAGE - STUDENT	STEVE GLEDHILL	30.04
MILEAGE - STUDENT	TABITHA PARAS	78.95
MILEAGE - STUDENT	TRICIA MARTINDALE	25.86
MILEAGE - STUDENT	TRISHA SIMON	41.62
MILEAGE - STUDENT	ZACHERY MATHISON	41.77
MILEAGE TRAVEL	ALGER, KAMI	132.66
MILEAGE TRAVEL	ALLEN, AMY	72.36
MILEAGE TRAVEL	ALLEN, VICTORIA	144.72
MILEAGE TRAVEL	AMPIL, ABBY	229.14
MILEAGE TRAVEL	AMUSSEN, MICHELLE	28.14
MILEAGE TRAVEL	ANDERSON, ANGELA	10.72
MILEAGE TRAVEL	ANDERSON, IRMA	51.59
MILEAGE TRAVEL	ANDERSON, MICHAEL	136.01
MILEAGE TRAVEL	ASAY, CYDNEY	81.07
MILEAGE TRAVEL	ASHURST, JESSICA	28.14
MILEAGE TRAVEL	ATWOOD, ELVIA	139.36
MILEAGE TRAVEL	AUSTIN, BREE	222.44
MILEAGE TRAVEL	AUSTIN, SHARLENE	131.32
MILEAGE TRAVEL	BAO, YUNLIANG	496.56
MILEAGE TRAVEL	BARR, WENDY	335.00
MILEAGE TRAVEL	BARSON, DAWN	117.92
MILEAGE TRAVEL	BEDDES, KIERA	159.46
MILEAGE TRAVEL	BEDONT, ALLISON	122.61
MILEAGE TRAVEL	BEDONT, KARA	107.20
MILEAGE TRAVEL	BERGSTROM, WENDI	103.85
MILEAGE TRAVEL	BERRY, RAEGENE	111.22
MILEAGE TRAVEL	BLUE, CHERILYN	227.13
MILEAGE TRAVEL	BUNKER, STEPHEN	322.94
MILEAGE TRAVEL	BURTON JUAREZ, SONJA	533.32
MILEAGE TRAVEL	BUTLER, DAVID	217.08
MILEAGE TRAVEL	CALHOUN, ASHLEY	448.90
MILEAGE TRAVEL	CANICK, MELANIE	235.84
MILEAGE TRAVEL	CANNON, KELLI	104.52
MILEAGE TRAVEL	CAPENER, ANNIKA	108.54
MILEAGE TRAVEL	CHRISTENSEN, ALAN	45.56
MILEAGE TRAVEL	CLEVINGER, TAMI	297.48
MILEAGE TRAVEL	COLE, KATIE	64.45
MILEAGE TRAVEL	COLEMAN, RACHAEL	93.80
MILEAGE TRAVEL	COLLUM, JACK	12.06
MILEAGE TRAVEL	CONNER, LAUREN	75.04
MILEAGE TRAVEL	COTTAM, KENDRA	71.69
MILEAGE TRAVEL	CRAWFORD, MEGAN	368.50
MILEAGE TRAVEL	CROWTHER, DANA	165.49
MILEAGE TRAVEL	CULVER, COURTNEY	184.92
MILEAGE TRAVEL	CURRAN, CAROLYN	184.92
MILEAGE TRAVEL	CURTIS, CODY	204.35
MILEAGE TRAVEL	CVETNICH, LISA	147.40

MILEAGE TRAVEL	DANGERFIELD, RACHEL	60.97
MILEAGE TRAVEL	DAUTEL, BAYLEY	315.57
MILEAGE TRAVEL	DAY, RACHAEL	92.46
MILEAGE TRAVEL	DONOHOO, GREGGORY	25.46
MILEAGE TRAVEL	DURRANT, JILL	165.49
MILEAGE TRAVEL	EGAN, KAREN	199.12
MILEAGE TRAVEL	EMERSON, NORMAN	158.93
MILEAGE TRAVEL	ENG, BRITNEE	127.30
MILEAGE TRAVEL	EVANS, AMY	288.77
MILEAGE TRAVEL	FAASU, LYDIA	217.75
MILEAGE TRAVEL	FESTIN, SCOTT	168.17
MILEAGE TRAVEL	FLAGLER, DOUGLAS	221.10
MILEAGE TRAVEL	FORDHAM, MICHELLE	91.79
MILEAGE TRAVEL	FORMAN, CARISSA	1,408.93
MILEAGE TRAVEL	FRANCO, FULVIA	132.66
MILEAGE TRAVEL	FRATTO, ALICEA	112.56
MILEAGE TRAVEL	GARBER, MELISSA	182.91
MILEAGE TRAVEL	GARCIA, MARY	134.12
MILEAGE TRAVEL	GARRIDO CARDENAS, ANGELICA	154.44
MILEAGE TRAVEL	GAYDOSH, APRIL	93.13
MILEAGE TRAVEL	GERBER, REBECCA	614.39
MILEAGE TRAVEL	GIBSON, AMY	391.28
MILEAGE TRAVEL	GIBSON, ANNA	166.83
MILEAGE TRAVEL	GIBSON, MITCHELL	290.78
MILEAGE TRAVEL	GILLMORE, AMANDA	559.45
MILEAGE TRAVEL	GOBLE, MELISSA	176.88
MILEAGE TRAVEL	GODFREY, ANTHONY	190.95
MILEAGE TRAVEL	GOODRICH, KENNETH	109.88
MILEAGE TRAVEL	GOULD, ANNE	74.37
MILEAGE TRAVEL	GRANDT, BROOKE	429.47
MILEAGE TRAVEL	GRIMSHAW, BRYAN	184.92
MILEAGE TRAVEL	GUTZWILLER, LYNN	81.74
MILEAGE TRAVEL	HABERMAN, BRANDT	239.19
MILEAGE TRAVEL	HAMILTON, MEGAN	146.73
MILEAGE TRAVEL	HANSEN, CASSIDY	146.73
MILEAGE TRAVEL	HANSEN, CRYSTAL	38.86
MILEAGE TRAVEL	HANSEN, MICHELLE	75.71
MILEAGE TRAVEL	HARDMAN-JONES, KIM	119.73
MILEAGE TRAVEL	HARTLE, SHAYLENE	431.48
MILEAGE TRAVEL	HAYES, JESSICA	113.23
MILEAGE TRAVEL	HEGEWALD, SOPHIA	97.15
MILEAGE TRAVEL	HEHR, AMANDA	110.55
MILEAGE TRAVEL	HEITZ, NED	212.39
MILEAGE TRAVEL	HERREN, RYAN	285.42
MILEAGE TRAVEL	HESS, ABIGAIL	103.65
MILEAGE TRAVEL	HIGHAM, DEANNA	103.18
MILEAGE TRAVEL	HOWARTH, AUSTIN	178.35
MILEAGE TRAVEL	HUDNALL, STEWART	639.57
MILEAGE TRAVEL	HULSE, COREY	98.49
MILEAGE TRAVEL	JACKSON, KATIE	292.15
MILEAGE TRAVEL	JAMES, CHELSEY	212.39

MILEAGE TRAVEL	JANIS, REBECCA	193.63
MILEAGE TRAVEL	JOHNSON, BRIDGETT	91.79
MILEAGE TRAVEL	JOHNSON, STEPHANIE	272.02
MILEAGE TRAVEL	JOLLEY, YAMINA	10.72
MILEAGE TRAVEL	KARTCHNER, CAMILLE	28.14
MILEAGE TRAVEL	KIKKERT, RUTH	80.40
MILEAGE TRAVEL	KILLAM, JENNIFER	127.97
MILEAGE TRAVEL	KINDER, AMY	103.23
MILEAGE TRAVEL	KIRK, RAEANNA	493.57
MILEAGE TRAVEL	KIRKMAN, REBECCA	89.11
MILEAGE TRAVEL	KREBS, MIKAYLEE	108.54
MILEAGE TRAVEL	LARSEN, MARSHA	331.65
MILEAGE TRAVEL	LARSEN, SHIREEN	219.73
MILEAGE TRAVEL	LASATER, TONI	50.92
MILEAGE TRAVEL	LAWRENCE, TIFANI	72.92
MILEAGE TRAVEL	LEE, MICHELE	135.34
MILEAGE TRAVEL	LEE, REBECCA	20.10
MILEAGE TRAVEL	LEE, TONI	122.61
MILEAGE TRAVEL	LEIKAM, DANIELLE	58.96
MILEAGE TRAVEL	LEONARD, JUDY	21.44
MILEAGE TRAVEL	LINDSEY, ALLISON	99.20
MILEAGE TRAVEL	LOSCHER, MALLORY	90.45
MILEAGE TRAVEL	LYCURGUE-EINZING, RUFINE M	304.85
MILEAGE TRAVEL	MARSHALL, REBECCA	64.32
MILEAGE TRAVEL	MARTIN, TAMI	49.58
MILEAGE TRAVEL	MATA, LAUREN	255.27
MILEAGE TRAVEL	MCCARTY, LORI	4.02
MILEAGE TRAVEL	MCKASSON, AMY	103.85
MILEAGE TRAVEL	MCNEILL, REBEKAH	120.60
MILEAGE TRAVEL	MECHAM, KRISTA	258.62
MILEAGE TRAVEL	MENA, MISTY	314.90
MILEAGE TRAVEL	MERRILL, ERIKA	36.18
MILEAGE TRAVEL	MEYER, JOHN	17.42
MILEAGE TRAVEL	MIDDLETON, MCKENZIE	146.06
MILEAGE TRAVEL	MILLGATE, JENNIFER	175.54
MILEAGE TRAVEL	MORRIS, JEFFREY	525.95
MILEAGE TRAVEL	MOSSEL, KEVIN	346.39
MILEAGE TRAVEL	MUJINGA, MADO	30.15
MILEAGE TRAVEL	MURRILL, WENDY	70.35
MILEAGE TRAVEL	MUTO, ANTHONY	99.16
MILEAGE TRAVEL	NAGELI, LARISA	291.45
MILEAGE TRAVEL	NELSON, ANNE	131.99
MILEAGE TRAVEL	NELSON, BRENNA	203.01
MILEAGE TRAVEL	NELSON, MORGAN	345.05
MILEAGE TRAVEL	NELSON, SARAH	402.67
MILEAGE TRAVEL	ORFANOS, CARRIE	292.79
MILEAGE TRAVEL	PACKER, LORI	72.36
MILEAGE TRAVEL	PARKO, DANIEL	162.14
MILEAGE TRAVEL	PEINE, ALEXANDRA	246.56
MILEAGE TRAVEL	PELLEGRINO, CYNDI	24.12
MILEAGE TRAVEL	PETERSON, AUSTIN	180.23

MILEAGE TRAVEL	PETERSON, HEIDI	30.82
MILEAGE TRAVEL	PETERSON, ROBYN	240.53
MILEAGE TRAVEL	POLLOCK, KENT	37.52
MILEAGE TRAVEL	RASMUSSEN, ELIZABETH	174.87
MILEAGE TRAVEL	RASMUSSEN, SKYLER	364.48
MILEAGE TRAVEL	REED, LORI	233.16
MILEAGE TRAVEL	REYES, MICHELLE	61.64
MILEAGE TRAVEL	RHEES, SANDRA	173.53
MILEAGE TRAVEL	RICHARDS-KHONG, CHRISTEN	940.16
MILEAGE TRAVEL	RICKS, PATRICIA	60.30
MILEAGE TRAVEL	RIESGRAF, SANDRA	147.81
MILEAGE TRAVEL	RIGGS, SHARON	351.08
MILEAGE TRAVEL	ROBERTS, SHAYNA	194.97
MILEAGE TRAVEL	ROBERTSON, RILEY	306.86
MILEAGE TRAVEL	ROBINSON, LISA	149.41
MILEAGE TRAVEL	RODAMAKER, KACY	198.32
MILEAGE TRAVEL	ROJAS, PATRICIA	158.79
MILEAGE TRAVEL	ROMNEY, PETER	197.65
MILEAGE TRAVEL	ROMRELL, AMY	89.78
MILEAGE TRAVEL	ROPER, LYNETTE	141.37
MILEAGE TRAVEL	ROPER, SARAH	99.83
MILEAGE TRAVEL	ROSEWOOD-DONOHOO, BAILEY	247.90
MILEAGE TRAVEL	ROSTROM, MIKEAL	49.58
MILEAGE TRAVEL	ROWBERRY, ALICIA	4.02
MILEAGE TRAVEL	SASS, RENEE	79.06
MILEAGE TRAVEL	SCHERZINGER, KATELYN	54.94
MILEAGE TRAVEL	SCHREINER, MICHELLE	169.51
MILEAGE TRAVEL	SHUMWAY, JANA	211.72
MILEAGE TRAVEL	SIDWELL, AMBER	335.67
MILEAGE TRAVEL	SIMON, KRISTIANNE	237.85
MILEAGE TRAVEL	SIVULKA, TARA	142.04
MILEAGE TRAVEL	SMITH, ELIZABETH	188.27
MILEAGE TRAVEL	SMITH, MELANIE	26.80
MILEAGE TRAVEL	SNELGROVE, JOLYNN	142.71
MILEAGE TRAVEL	SORENSEN, MARCI	85.09
MILEAGE TRAVEL	STEVENS, MELINDALEE	97.15
MILEAGE TRAVEL	STEWART, WENDI	144.05
MILEAGE TRAVEL	STOTT, ELIZABETH	40.20
MILEAGE TRAVEL	SUDBURY, SUSAN GRACE	292.79
MILEAGE TRAVEL	TANNER, JAIMIE	87.77
MILEAGE TRAVEL	TAYLOR, DEANNA	139.36
MILEAGE TRAVEL	THOMSON, CHERICE	139.36
MILEAGE TRAVEL	TOBER, ABBY	205.69
MILEAGE TRAVEL	TOTORICA, LISA	136.68
MILEAGE TRAVEL	TOWERY, KASSIDY	158.12
MILEAGE TRAVEL	TREACY, COREY	44.22
MILEAGE TRAVEL	TRIMMELL, MICHAEL	277.38
MILEAGE TRAVEL	USGAARD, KATY	75.04
MILEAGE TRAVEL	VIGIL, LETITIA	146.06
MILEAGE TRAVEL	WALKER, JOHN	50.92
MILEAGE TRAVEL	WASHBURN, BENJAMIN	395.30

MILEAGE TRAVEL	WATKINS, CINDY	142.04
MILEAGE TRAVEL	WATKINS, LUCINDA	29.48
MILEAGE TRAVEL	WATTS, SHANNON	111.89
MILEAGE TRAVEL	WEBER, OLIVIA	56.95
MILEAGE TRAVEL	WEBSTER, JACQUELIN	147.40
MILEAGE TRAVEL	WELLER, MEGAN	229.81
MILEAGE TRAVEL	WEST, NICHOLAS	504.51
MILEAGE TRAVEL	WHITE, LISA	147.40
MILEAGE TRAVEL	WHITEHEAD, KIMBER	225.79
MILEAGE TRAVEL	WHITESIDE, KRISTY	611.41
MILEAGE TRAVEL	WIGHTMAN, PAIGE	188.00
MILEAGE TRAVEL	WILLIAMS, GLENN	90.39
MILEAGE TRAVEL	WILSON, MARIANNE	97.82
MILEAGE TRAVEL	WING, JULIANNA	188.94
MILEAGE TRAVEL	WITHERS, KATELYN	147.40
MILEAGE TRAVEL	WOOD, AMY	76.38
MILEAGE TRAVEL	WRIGHT, EMILY	579.55
MILEAGE TRAVEL	YESCAS DE MEZA, JULIETA	302.17
MILEAGE TRAVEL	ZURCHER, DANIEL	155.44
MOTOR FUEL	ASHURST, JESSICA	10.00
MOTOR FUEL	CARPENTER, JACQUELINE	17.43
MOTOR FUEL	DAVID JENSEN	52.17
MOTOR FUEL	ELLIS, HEATHER	15.65
MOTOR FUEL	ERICKSON, JOSHUA	16.95
MOTOR FUEL	HALES, JAY	10.00
MOTOR FUEL	HEALEY, REBECCA	28.38
MOTOR FUEL	HEITZ, NED	21.09
MOTOR FUEL	JOHANSEN, MARIANNE	20.89
MOTOR FUEL	MANTLE, BRADY	25.65
MOTOR FUEL	NEIL, MARY	94.56
MOTOR FUEL	SIMPERS, KAYLEE	45.70
MOTOR FUEL	SORENSEN, MADISON	83.23
MOTOR FUEL	STATE OF UTAH FUEL NETWORK	196,238.54
MOTOR FUEL	TORRES, ALLYSON	79.74
MOTOR FUEL	WHITING, MADISON	7.37
MOTOR FUEL	WHITLOCK, DARLENE	19.00
MOTOR FUEL	WINDER, SHAYLA	52.76
MOTOR FUEL	US BANK	175.63
NATURAL GAS	DOMINION ENERGY	247,737.37
NATURAL GAS	SUMMIT ENERGY LLC	19,777.20
ORGANIZATION MEMBERSHIP/DUES	BINGHAM HIGH SCH PTSA	2,842.06
ORGANIZATION MEMBERSHIP/DUES	COPPER MOUNTAIN MIDDLE PTSA	690.00
ORGANIZATION MEMBERSHIP/DUES	FORT HERRIMAN MIDDLE SCHOOL PTSA	24.00
ORGANIZATION MEMBERSHIP/DUES	SUNSET RIDGE MIDDLE SCH PTSA	126.00
ORGANIZATION MEMBERSHIP/DUES	WEST HILLS MIDDLE SCHOOL PTSA	54.00
PORTABLES	SD ORNAMENTAL IRON INC.	4,580.00
PORTABLES	US BANK	86.24
POSTAGE	CAMPBELL, KAY	13.04
POSTAGE	DENT, KRISTEN	8.56
POSTAGE	JENSEN, MARYANN	21.40
POSTAGE	MORTENSEN, KIMBERLY	102.34

POSTAGE	PITNEY BOWES GLOBAL FINANCIAL SERVICES LLC	195.66
POSTAGE	PITNEY BOWES RESERVE ACCOUNT	2,000.00
POSTAGE	PURCHASE POWER	1,508.45
POSTAGE	QUADIENT FINANCE INC	10,341.56
POSTAGE	RUNNING THOMSON, CYNTHIA	14.75
POSTAGE	WRIGHT, AIMEE	22.00
POSTAGE	US BANK	3,979.66
PRESCRIPTIONS	CRX INTERNATIONAL	12,440.30
PREVENTIVE MAINTENANCE	FILTER TECHNOLOGIES	1,490.84
PREVENTIVE MAINTENANCE	FST FILTRATION LLC	4,120.24
PREVENTIVE MAINTENANCE	ROTO AIRE FILTER SERVICE AND SALES	266.27
PRINTING	AFFORDABLE PRINTING COM	75.00
PRINTING	ALL STAR PHOTOGRAPHY UTAH	394.50
PRINTING	AUELUA, KARLI	456.00
PRINTING	BAY, ANNA	109.24
PRINTING	CAROLYNN NOPE	252.32
PRINTING	COX, CYNTHIA	182.00
PRINTING	FUTURE FORMS	140.00
PRINTING	RAMJOUE, ADRIAN	2,490.00
PRINTING	REAL CURRICULUM	672.00
PRINTING	SANDBERG, CASSIE	316.83
PRINTING	SIGNARAMA - SANDY	19,438.92
PRINTING	SOUTH VALLEY	11.00
PRINTING	TANYA NEWMAN	101.94
PRINTING	TARA DAVENPORT	37.13
PRINTING	UTAH CORRECTIONAL INDUSTRIES PRINT SHOP	3,138.22
PRINTING	UTAH PRESS ASSOCIATION INC	200.00
PRINTING	US BANK	1,620.95
PROF TRAINING REGISTRATIONS	ADAMS, LAURA	350.00
PROF TRAINING REGISTRATIONS	BUTLER, CORI	900.00
PROF TRAINING REGISTRATIONS	DUBROW, PAIGE	350.00
PROF TRAINING REGISTRATIONS	FORD, KIMBERLY	300.00
PROF TRAINING REGISTRATIONS	GIFFORD, RAYLEE	45.00
PROF TRAINING REGISTRATIONS	GRIDLEY, ASHLEY	2,585.52
PROF TRAINING REGISTRATIONS	HANSEN, MICHELLE	29.95
PROF TRAINING REGISTRATIONS	HOLLOWAY, SHARMAN	16.00
PROF TRAINING REGISTRATIONS	INFINID LEARNING	6,000.00
PROF TRAINING REGISTRATIONS	MARZANO RESOURCES LLC	6,500.00
PROF TRAINING REGISTRATIONS	MERRICK, TIFFANY	85.00
PROF TRAINING REGISTRATIONS	MURRAY, ALYSSA	300.00
PROF TRAINING REGISTRATIONS	NSD AS AGENT FOR BYU-PSA	630.00
PROF TRAINING REGISTRATIONS	O'CONNOR, ROBERTA	422.52
PROF TRAINING REGISTRATIONS	OPEN UP RESOURCES	29,127.60
PROF TRAINING REGISTRATIONS	ROBINSON, VICKI	319.56
PROF TRAINING REGISTRATIONS	SALT LAKE COMMUNITY COLLEGE	325.00
PROF TRAINING REGISTRATIONS	SCOTTO, EMILIE	186.06
PROF TRAINING REGISTRATIONS	SOLUTION TREE LLC	5,383.00
PROF TRAINING REGISTRATIONS	STOWE, JESSICA	29.95
PROF TRAINING REGISTRATIONS	UTAH VALLEY UNIVERSITY	180.00
PROF TRAINING REGISTRATIONS	YOUNG, JULIE	29.95
PROF TRAINING REGISTRATIONS	US BANK	30,887.60

PROFESSIONAL BOOKS & MAGAZINES	MAGAZINE SUBSCRIPTION SERVICE AGENCY	482.98
PROFESSIONAL BOOKS & MAGAZINES	MOORE, KAREN	85.79
PROFESSIONAL BOOKS & MAGAZINES	US BANK	988.85
REFUND PAYABLE	ALANNA STEELE	5.00
REFUND PAYABLE	ALECIA MULDER	28.00
REFUND PAYABLE	ALEJANDRO INFANTE	10.00
REFUND PAYABLE	APRIL RASMUSSEN	434.20
REFUND PAYABLE	BEACHLER, NEALLE	14.00
REFUND PAYABLE	BECKI CRANDALL	36.00
REFUND PAYABLE	BONNIE COX	44.00
REFUND PAYABLE	BRITTANY ARKO	28.00
REFUND PAYABLE	CARL CHRISTENSEN	40.00
REFUND PAYABLE	CARLOS JUAREZ	35.00
REFUND PAYABLE	CARRIE BANGERTER	13.00
REFUND PAYABLE	CESAR HUIDOBRO MELO	13.50
REFUND PAYABLE	CHARLIE NGUY	50.00
REFUND PAYABLE	CHRISTIAN DIFRANCESCO	6.40
REFUND PAYABLE	CHRISTOPHER MAUTZ	48.50
REFUND PAYABLE	CORTNEY MORGAN	11.00
REFUND PAYABLE	CORY ROMANO	17.00
REFUND PAYABLE	DANIELLE BREMS	22.00
REFUND PAYABLE	DARBY SCHOFIELD	41.24
REFUND PAYABLE	DAVID CISNEROS	7.00
REFUND PAYABLE	DAVID HAMMOND	3.69
REFUND PAYABLE	DAVID JENSEN	14.00
REFUND PAYABLE	DOROTHY GARCIA	8.99
REFUND PAYABLE	EMILY CORFIELD	16.99
REFUND PAYABLE	GEORGE CLEGG	15.00
REFUND PAYABLE	HEIDI JENSEN	25.00
REFUND PAYABLE	HOLLY KING	170.00
REFUND PAYABLE	JACOB FIEDLER	14.00
REFUND PAYABLE	JACOB STOKER	29.24
REFUND PAYABLE	JAMES OLIPHANT	59.00
REFUND PAYABLE	JAMI WEAVER	15.00
REFUND PAYABLE	JENNIFER CUNNINGHAM	119.99
REFUND PAYABLE	JEREMIAH ROBKER	17.04
REFUND PAYABLE	JILL CHRISTOPHERSON	30.00
REFUND PAYABLE	JOHN CAMPBELL	48.60
REFUND PAYABLE	JOHNATHAN WARD	33.50
REFUND PAYABLE	JUSTIN MAYFIELD	25.00
REFUND PAYABLE	KAILEY LARSEN	30.00
REFUND PAYABLE	KARINA MENDOZA	15.00
REFUND PAYABLE	KATHERINE BRUNNER	10.00
REFUND PAYABLE	KATHY HUNTSMAN	25.00
REFUND PAYABLE	KEVIN DELANEY	10.00
REFUND PAYABLE	KRISTIE KOICHEVAR	50.00
REFUND PAYABLE	LAYMON MARSHALL	14.74
REFUND PAYABLE	LEHMITZ, SELMA	8.00
REFUND PAYABLE	LESLIE DE LEON	8.00
REFUND PAYABLE	LESLIE QUIGLEY	15.00
REFUND PAYABLE	MARIA ALVARADO	120.00

REFUND PAYABLE	MELINDA HOWERTON	74.00
REFUND PAYABLE	MIKI HONE	15.00
REFUND PAYABLE	MISTY GROVER	42.00
REFUND PAYABLE	NOAH EDWARD SMITH	10.00
REFUND PAYABLE	REBEKAH MCHENRY	8.50
REFUND PAYABLE	RICHARD IRION	12.14
REFUND PAYABLE	ROSALBA MENDEZ	11.00
REFUND PAYABLE	SARA KING	30.00
REFUND PAYABLE	SARAH KELSCH	43.20
REFUND PAYABLE	SCOTT SHUBIN	50.00
REFUND PAYABLE	SHERA BRIGHT HAGAN	100.00
REFUND PAYABLE	STEVE CAVANEE	50.00
REFUND PAYABLE	STEVEN MONSON	9.00
REFUND PAYABLE	THOMAS KERBY	7.99
REFUND PAYABLE	THOMAS TERRY	16.00
REFUND PAYABLE	TIFFANY PETROVAY	28.20
REFUND PAYABLE	TRAVIS BENNETT	15.00
REFUND PAYABLE	TYREL SAUNDERS	3.00
REFUND PAYABLE	TYSON DYE	15.00
REFUND PAYABLE	VICTOR MARTINEZ	17.00
REFUND PAYABLE	WILLIAM DENIKER	8.00
REFUND PAYABLE	YESSENIA CALIXTO	16.00
REMODELING	AED EVERYWHERE INC	165.00
REMODELING	ALDER SALES CORP	1,573.00
REMODELING	ANDIGO CARPETS INC	159,957.85
REMODELING	ANIXTER	623.34
REMODELING	BLYNCO	691.66
REMODELING	CACHE VALLEY ELECTRIC	43,345.78
REMODELING	CITY GLASS AND CONSTRUCTION SERVICES	307.50
REMODELING	CREATIVE SIGNS AND GRAPHICS MANAGEMENT	53,380.67
REMODELING	DESIGN WEST ARCHITECTS	1,500.00
REMODELING	DIXON INFORMATION INC	50.00
REMODELING	DRY BOX INC.	8,480.00
REMODELING	EAGLE ENVIRONMENTAL INC	3,125.00
REMODELING	FERGUSON ENTERPRISES #1001	15,305.77
REMODELING	GRITTON AND ASSOCIATES	7,267.50
REMODELING	INDUSTRIAL PIPING AND WELDING LLC	8,026.51
REMODELING	JUDD CONSTRUCTION INC	376,612.89
REMODELING	MHTN ARCHITECTS INC	7,365.00
REMODELING	MINER LTD	600.00
REMODELING	MOUNTAINLAND SUPPLY LLC	15,689.39
REMODELING	NATIONAL WOOD PRODUCTS	3,976.00
REMODELING	NAYLOR WENTWORTH LUND ARCHITECTS, P.C.	3,185.00
REMODELING	NELSON FIRE SYSTEMS	1,400.00
REMODELING	OLSEN AND PETERSON CONSULT	4,640.00
REMODELING	RESTAURANT SUPPLY LLC	5,248.00
REMODELING	STANDARD PLUMBING SUPPLY	6,019.13
REMODELING	US BANK	105,395.73
REPAIRS & PARTS	AIRGAS INTERMOUNTAIN	439.26
REPAIRS & PARTS	ALS AUTO PARTS	2,795.00
REPAIRS & PARTS	ANIXTER	411.65

REPAIRS & PARTS	CEM AQUATICS	2,482.66
REPAIRS & PARTS	CINTAS #180 UNIFORMS	376.80
REPAIRS & PARTS	CODALE ELECTRIC SUPPLY INC	385.55
REPAIRS & PARTS	COMPLETE SUPPLY COMPANY LLC	4,816.06
REPAIRS & PARTS	EXPERCOM OF UTAH INC	1,079.79
REPAIRS & PARTS	FACTORY MOTOR PARTS COMPANY	75.00
REPAIRS & PARTS	FASTENER ENGINEERING	709.32
REPAIRS & PARTS	FST FILTRATION LLC	309.80
REPAIRS & PARTS	GRAINGER	7,166.92
REPAIRS & PARTS	HOBART SERVICE	12,029.42
REPAIRS & PARTS	IML SECURITY SUPPLY	4,472.00
REPAIRS & PARTS	INTERSTATE SIGN COMPANY LLC	606.84
REPAIRS & PARTS	ISI WATER CHEMISTRIES	27,089.80
REPAIRS & PARTS	KILGORE CONTRACTING	1,032.57
REPAIRS & PARTS	LA MONICAS RSTRNT EQUIP	1,274.10
REPAIRS & PARTS	MOUNTAINLAND SUPPLY LLC	5,835.36
REPAIRS & PARTS	PARTS TOWN LLC	1,538.60
REPAIRS & PARTS	REFRIGERATION HARDWARE SUPPLY CORP	1,033.57
REPAIRS & PARTS	ROCKY MOUNTAIN TURF	1,420.38
REPAIRS & PARTS	SHIFFLER EQUIPMENT SALES INC	1,192.39
REPAIRS & PARTS	SPRINKLER SUPPLY COMPANY	14,065.61
REPAIRS & PARTS	TRANS JORDAN CITIES	436.52
REPAIRS & PARTS	US BANK	54,806.19
RETIRE EARLY INCENTIVE	UTAH RETIREMENT SYSTEMS	1,585.90
REVENUE	JORDAN EDUCATION FOUNDATION	1,000.00
REVENUE	US BANK	98.24
SCHOOL ACTIVITY	RED MOUNTAIN WHOLESALE FLORIST LLC	264.90
SEWER & WATER	BLUFFDALE CITY	1,199.75
SEWER & WATER	CITY OF WEST JORDAN	49,260.42
SEWER & WATER	CULLIGAN BOTTLED WATER	188.90
SEWER & WATER	HERRIMAN CITY	30,585.22
SEWER & WATER	KEARNS IMPROVEMENT DISTRICT	544.64
SEWER & WATER	RIVERTON CITY CORP	20,598.78
SEWER & WATER	SOUTH JORDAN CITY	12,307.69
SEWER & WATER	SOUTH VALLEY SEWER DISTRICT	13,467.04
SITE IMPROVEMENT	BRETT MILLER LANDSCAPING LLC	26,942.72
SITE IMPROVEMENT	DUSTY ROAD CONTRACTING LLC	1,875.00
SITE IMPROVEMENT	PECKHAM ASPHALT PAVING INC	51,831.94
SITE IMPROVEMENT	SAFE PLAY PRO LLC	9,000.00
SITE IMPROVEMENT	THORUP AND ASSOCIATES INC	5,800.00
SITE IMPROVEMENT	US BANK	781.53
SMALL EQUIPMENT	BIZ WEAR CONSULTING INC	209.94
SMALL EQUIPMENT	BRADY INDUSTRIES LLC	2,043.36
SMALL EQUIPMENT	IML SECURITY SUPPLY	2,306.80
SMALL EQUIPMENT	JORDAN GARDEN CENTER	2,039.95
SMALL EQUIPMENT	STANDARD RESTAURANT SUPPLY	2,445.23
SMALL EQUIPMENT	TRI STATE DISTRIBUTORS	889.00
SMALL EQUIPMENT	US BANK	2,666.64
SOFTWARE	BLUUM USA INC	349.00
SOFTWARE	CASAS	13,017.60
SOFTWARE	CDW GOVERNMENT INC	1,795.80

SOFTWARE	COMMITTEE FOR CHILDREN	3,145.50
SOFTWARE	CORSI, KATHLEEN	449.97
SOFTWARE	CURRICULUM ASSOCIATES INC	146,268.00
SOFTWARE	DRAUT, DAVID	40.00
SOFTWARE	EDUCATION ADVANCED INC	8,290.00
SOFTWARE	GODFREY, ANTHONY	99.99
SOFTWARE	IMAGINE LEARNING LLC	278,640.00
SOFTWARE	IN FOCUS EDUCATION GROUP	49,273.00
SOFTWARE	LANGUAGE TESTING INTERNATIONAL	13,745.00
SOFTWARE	LEXIA LEARNING SYSTEM LLC	141,487.50
SOFTWARE	LIDEN TECHNOLOGIES LLC	36.00
SOFTWARE	MOUNTAIN STATE SCHOOLBOOK DEPOSITORY	4,187.67
SOFTWARE	MYSTERY SCIENCE INC	4,485.00
SOFTWARE	N2Y, LLC	6,794.91
SOFTWARE	NAVIGATE360 LLC	2,330.00
SOFTWARE	POWERSCHOOL GROUP LLC	54,955.65
SOFTWARE	PROJECT WAYFINDER INC	22,825.00
SOFTWARE	READING HORIZONS	2,849.00
SOFTWARE	SHI INTERNATIONAL CORP	12,843.24
SOFTWARE	SKILL STRUCK INC	70,000.00
SOFTWARE	TEST OUT	2,048.00
SOFTWARE	YOUSCIENCE LLC	30,641.25
SOFTWARE	US BANK	8,291.76
SRO OFFICERS	CITY OF BLUFFDALE	67,500.00
SRO OFFICERS	HERRIMAN CITY	337,500.00
SRO OFFICERS	RIVERTON POLICE DEPARTMENT	202,500.00
SRO OFFICERS	SOUTH JORDAN CITY POLICE DEPT	393,750.00
SRO OFFICERS	WEST JORDAN POLICE	675,000.00
STAFF REWARDS	ALVERNAZ, MATTHEW	51.45
STAFF REWARDS	ANDREASON, LANECE	118.25
STAFF REWARDS	ASHLEY ROGERS	1,015.40
STAFF REWARDS	BE SEEN PROMOTIONS	285.00
STAFF REWARDS	BELL PRINTING AND DESIGN	2,722.16
STAFF REWARDS	BENNETT, PAUL	44.81
STAFF REWARDS	BERGUM, BRANDEE	72.77
STAFF REWARDS	BERRY, RAEGENE	2.26
STAFF REWARDS	BLACK, CARRIE	9.00
STAFF REWARDS	BOWEN, PATTY	12.87
STAFF REWARDS	BURGE, BRENT	55.34
STAFF REWARDS	BURGERS SUPREME CATERING	737.40
STAFF REWARDS	CLAIRS CAKERY	150.00
STAFF REWARDS	COLD STONE CREAMERY 603	525.00
STAFF REWARDS	CORFIELD, KERI	51.99
STAFF REWARDS	COX, CYNTHIA	54.90
STAFF REWARDS	DALY, MEGAN	93.30
STAFF REWARDS	DANIELS, MARLA	41.18
STAFF REWARDS	ELLSWORTH, STEFFANY	27.86
STAFF REWARDS	FAWCETT, AMANDA	149.60
STAFF REWARDS	GLENN, MICHAEL	21.18
STAFF REWARDS	GOFF, PARIVASH	48.17
STAFF REWARDS	GOODWIN, ELIZABETH	116.99

STAFF REWARDS	HAMBLIN, SYDNEY	59.60
STAFF REWARDS	JARRARD, JENNIFER	174.91
STAFF REWARDS	KATSOS, JOANNA	102.25
STAFF REWARDS	LEE, REBECCA	76.20
STAFF REWARDS	LOVERIDGE, TRICIA	22.88
STAFF REWARDS	MARQUEZ, TIFFANEY	29.13
STAFF REWARDS	MARUJI, ALICIA	122.16
STAFF REWARDS	NAVRATIL, KIMBERLY	159.65
STAFF REWARDS	PATTISON, CHELSEY	283.74
STAFF REWARDS	PELLEGRINO, CYNDI	29.25
STAFF REWARDS	PEPSI BOTTLING GROUP	584.08
STAFF REWARDS	PIPER WISE	132.76
STAFF REWARDS	POLLOCK, ELIZABETH	67.96
STAFF REWARDS	REEDER, CATHRYN	40.14
STAFF REWARDS	ROSTROM, DAVID	182.56
STAFF REWARDS	SASSMAN, JOHN	38.06
STAFF REWARDS	SIGN IT RIGHT	506.55
STAFF REWARDS	SLADE, POLLA	43.20
STAFF REWARDS	SMITH, CINDY	76.34
STAFF REWARDS	SMITH, TIFFANY	75.00
STAFF REWARDS	SMITHS CUSTOMER CHARGES	11.18
STAFF REWARDS	SOUTH VALLEY	106.00
STAFF REWARDS	STEGGELL-EARL, VALERIE	11.49
STAFF REWARDS	THE TROPHY CORNER	159.50
STAFF REWARDS	TOBLER, JENNIFER	28.92
STAFF REWARDS	TWEDE, PAIGE	63.98
STAFF REWARDS	WIDERBURG, COURTNI	158.94
STAFF REWARDS	WILLIAMS, NICOLE	42.14
STAFF REWARDS	YANCEY, ADRIENNE	460.00
STAFF REWARDS	YOSPE, ABRAM	53.78
STAFF REWARDS	US BANK	27,283.46
STATE RETIREMENT	UTAH RETIREMENT SYSTEMS	68,280.45
SUPPLIES	4IMPRINT	2,800.58
SUPPLIES	ALEXANDER, KRISTIE	13.44
SUPPLIES	ALEXANDRA DIEGO MORALES	50.00
SUPPLIES	ALLAN PLANT COMPANY INC	3,420.00
SUPPLIES	ALLEN, ALEXA	61.10
SUPPLIES	ALLIED BUSINESS SOLUTIONS INC	3,193.23
SUPPLIES	ALLSOP, NATALIE	85.32
SUPPLIES	ALSCO	117.44
SUPPLIES	ANDERSEN, SHANNON	131.35
SUPPLIES	ANDERSON, JODI	39.65
SUPPLIES	ANDERSON, MICHAEL	40.00
SUPPLIES	APPLE COMPUTER INC	8,672.00
SUPPLIES	ARGYLE, MELANIE	33.07
SUPPLIES	ARNELL, SAGE	26.81
SUPPLIES	ARTIST CORNER	976.39
SUPPLIES	ASHURST, JESSICA	71.80
SUPPLIES	ASSOCIATED BUSINESS TECHNOLOGIES	3,679.00
SUPPLIES	AUELUA, KARLI	179.47
SUPPLIES	AUNDREA R GEORGE	2,197.76

SUPPLIES	AXIS INTERNATIONAL MACHINERY LLC	6,090.00
SUPPLIES	BABCOCK, WENDY	913.79
SUPPLIES	BAGGETT, TAMARA	321.96
SUPPLIES	BAILEY, JEANENE	138.82
SUPPLIES	BALL, JODIE	378.90
SUPPLIES	BALLARD, BRIANNE	131.83
SUPPLIES	BANKS, MELISSA	132.18
SUPPLIES	BARKER, JULIE	238.78
SUPPLIES	BARNES, JAMES	42.72
SUPPLIES	BARRON, HENNI	16.06
SUPPLIES	BATEMAN, LISA	334.72
SUPPLIES	BATES, KRISTINE	1.07
SUPPLIES	BAUM, ASHLEY	715.16
SUPPLIES	BAUMGART, JENNA	692.84
SUPPLIES	BAWDEN, PEGGY	174.55
SUPPLIES	BAY, ANNA	1,081.24
SUPPLIES	BE SEEN PROMOTIONS	784.00
SUPPLIES	BEAN, TAUNIA	45.23
SUPPLIES	BEARNSON, JILLAYNE	73.92
SUPPLIES	BEECH, ELISE	29.44
SUPPLIES	BEESEY, COURTNEY	21.19
SUPPLIES	BELCHER, NANCY	18.03
SUPPLIES	BELL JANITORIAL SUPPLY LC	7,614.13
SUPPLIES	BELL PRINTING AND DESIGN	4,405.46
SUPPLIES	BERBER, ALINA	15.33
SUPPLIES	BERRETT'S BLOSSOMS	691.00
SUPPLIES	BERRY, KATHRYN	6.68
SUPPLIES	BERVEN, PAULA	133.78
SUPPLIES	BEZZANT, BRANDI	168.63
SUPPLIES	BIG DAWG STITCH AND SCREEN	357.00
SUPPLIES	BIO CORPORATION	1,152.47
SUPPLIES	BIRGE, CINDY	26.81
SUPPLIES	BIRRELL, DONNA	59.56
SUPPLIES	BLAIR, KANDIS	133.56
SUPPLIES	BLICK ART MATERIALS	1,780.66
SUPPLIES	BLUFFDALE ARTS COUNCIL	105.00
SUPPLIES	BLUNCK, ELIZABETH	204.30
SUPPLIES	BLUUM USA INC	5,655.26
SUPPLIES	BOLDT, BROOKE	43.66
SUPPLIES	BOLLIGER, KATHARINE	3.75
SUPPLIES	BOREN, RAE	26.80
SUPPLIES	BOS, KRISTY	113.73
SUPPLIES	BOWEN, TIFFANY	206.95
SUPPLIES	BOWS BY ALLY	1,484.00
SUPPLIES	BRANDI BAUMGARTNER	182.83
SUPPLIES	BRANDON THOMAS ART AND DESIGN LLC	1,150.00
SUPPLIES	BREY, KORBI	65.85
SUPPLIES	BRIGGS, ROBYN	162.53
SUPPLIES	BROADBENT, ISAAC	360.00
SUPPLIES	BROADHEAD, PAMELA	15.19
SUPPLIES	BRUGGER, TONYA	34.40

SUPPLIES	BRYLEE THOMPSON	60.00
SUPPLIES	BURMAX	1,235.10
SUPPLIES	BUTLER, LYDIA	31.08
SUPPLIES	BYU CONTINUING EDUCATION	6,692.50
SUPPLIES	CAMERON, MICHELLE	21.47
SUPPLIES	CANYONS SCHOOL DISTRICT	199.00
SUPPLIES	CARLSON, MARY	51.53
SUPPLIES	CAROLINA BIOLOGICAL	2,022.77
SUPPLIES	CAROLYNN NOPE	163.10
SUPPLIES	CASTOR, DAPHNE	44.11
SUPPLIES	CHAI, MARY	201.47
SUPPLIES	CHIRICHIGNO, SARAH	122.02
SUPPLIES	CHRISTENSEN, LINDY	103.60
SUPPLIES	CLAYS POTTERY	875.00
SUPPLIES	CLEGG, DANIEL	357.88
SUPPLIES	COBBLEY, ANDREA	45.72
SUPPLIES	COLLEGE BOARD THE	10,357.00
SUPPLIES	COLONIAL FLAG AND SPECIALTY COMPANY	426.71
SUPPLIES	COMMITTEE FOR CHILDREN	2,997.00
SUPPLIES	CONRY, ELIZABETH	424.34
SUPPLIES	COOPER, DARINKA	141.57
SUPPLIES	COOPER, EMILY	40.43
SUPPLIES	COPIER, CAMREN	68.60
SUPPLIES	CORSI, KATHLEEN	86.60
SUPPLIES	COX, CYNTHIA	943.33
SUPPLIES	CRANDELL, CASSANDRA	53.84
SUPPLIES	CREW COLORS LLC	1,932.60
SUPPLIES	CUMMINGS, CARNELL	57.92
SUPPLIES	CURDIE-ASHLEY, JENNIFER	190.79
SUPPLIES	CYNTHIA MECHAM	319.81
SUPPLIES	DAVIDSON, CARRIE	85.46
SUPPLIES	DAVIES, TRACEY	150.13
SUPPLIES	DAYTON OLSON, HEATHER	300.02
SUPPLIES	DELVIES PLASTICS INC	71.20
SUPPLIES	DENTON, CODY	156.88
SUPPLIES	DEYOUNG, KAYCEE	1,127.54
SUPPLIES	DIXIE DOODLE DESIGN	245.00
SUPPLIES	DODGE, TIFFANY	46.03
SUPPLIES	DOWDLE, GAYLE	138.40
SUPPLIES	DRAPER, JEFFRAY	126.56
SUPPLIES	DRY BOX INC.	4,150.00
SUPPLIES	DUCOURANT, JENNIFER	24.99
SUPPLIES	DUFFIN, ALICIA	37.21
SUPPLIES	DUNCAN, SPENCER	231.71
SUPPLIES	DYLAN WALKER	516.47
SUPPLIES	EATCHEL, LAURA	12.18
SUPPLIES	EDUTEK CORPORATION	6,582.46
SUPPLIES	EDWARDS, DIANE	182.87
SUPPLIES	EDWARDS, LARUE	11.87
SUPPLIES	EGAN, LAURIE	57.88
SUPPLIES	EKINS, AMANDA	26.51

SUPPLIES	ELDER, SARA	22.17
SUPPLIES	ELEVATED TEAM TWILL	1,300.00
SUPPLIES	ELISON, GWEN	743.27
SUPPLIES	ELLERMEIER, SUSAN	59.85
SUPPLIES	ELLIS, HEATHER	32.19
SUPPLIES	ELOFF, SHERRIE	36.44
SUPPLIES	EMILY BERBERT	766.74
SUPPLIES	ENCE, RONALD	66.25
SUPPLIES	ENGBERSON, KEVIN	72.41
SUPPLIES	<u>EREPLACEMENTPARTS.COM</u>	39.09
SUPPLIES	ERIKA BRIGHT	150.00
SUPPLIES	EVANS, GABRIELLE	110.41
SUPPLIES	EVONNE BALLARD	56.68
SUPPLIES	EWING IRRIGATION PRODUCTS	1,615.22
SUPPLIES	FANGALUA, STACEY	26.80
SUPPLIES	FEIST, MADISON	333.64
SUPPLIES	FERGUSON, ELLY	34.00
SUPPLIES	FISHER, MELANIE	87.08
SUPPLIES	FITZGERALD, SUSAN	191.95
SUPPLIES	FIELDSTED, HOLLY	101.26
SUPPLIES	FLINN SCIENTIFIC	220.29
SUPPLIES	FLORES, CODEE	21.84
SUPPLIES	FORD, LISA	20.80
SUPPLIES	FOWLES, MONICA	10.73
SUPPLIES	FUTURE FORMS	523.00
SUPPLIES	GABBITAS, EDEN	77.89
SUPPLIES	GAME ONE	52,612.83
SUPPLIES	GARZA JALDON, IRENE	54.03
SUPPLIES	GASPERINI, MARCELLO	780.82
SUPPLIES	GENERAL THEATRICAL SUPPLY	85.75
SUPPLIES	GLEED, JODI	53.25
SUPPLIES	GODFREY, ANTHONY	33.50
SUPPLIES	GOLDBERG, BRYNNLEY	33.25
SUPPLIES	GOLDEN GATE MOVEMENT	5,658.00
SUPPLIES	GOODRICH, KEITH	60.18
SUPPLIES	GOODWIN, ELIZABETH	104.38
SUPPLIES	GOODWIN, NICOLE	78.43
SUPPLIES	GOPHER SPORT	2,974.11
SUPPLIES	GOTBERG, PATRICIA	540.44
SUPPLIES	GRABLE, TRENT	73.66
SUPPLIES	GRAINGER	41,666.84
SUPPLIES	GREAT ARTIST PROGRAM	2,040.00
SUPPLIES	GREAT MINDS PBC	11,789.44
SUPPLIES	GRIFFITHS, TERESA	79.04
SUPPLIES	GUEGAN, MARIE	179.09
SUPPLIES	HADLEY, APRIL	75.51
SUPPLIES	HALES, LAURA	32.18
SUPPLIES	HANDY, MELISSA	192.30
SUPPLIES	HANSON, DEBORAH	75.50
SUPPLIES	HARDMAN-JONES, KIM	46.36
SUPPLIES	HARRIS, ROBYN	32.70

SUPPLIES	HARRISON, KYMBERLY	70.84
SUPPLIES	HASTY AWARDS	451.77
SUPPLIES	HATCH, HANNAH	19.86
SUPPLIES	HATCH, TAYLOR	93.03
SUPPLIES	HATHAWAY, DANA	168.45
SUPPLIES	HAULAWAY STORAGE CONTAINERS INC	60.06
SUPPLIES	HAWKES, KELSEY	81.22
SUPPLIES	HAWKINS, DAVID	17.76
SUPPLIES	HAYMORE, SHANNON	27.85
SUPPLIES	HEALTHSTREAM INC	1,310.06
SUPPLIES	HEAPS, ABBIE	90.09
SUPPLIES	HEATON, LORI	430.12
SUPPLIES	HERNANDEZ, ERIKA	87.14
SUPPLIES	HERNANDEZ, LONI	33.08
SUPPLIES	HERRIN, LORI	28.96
SUPPLIES	HILARY STEWART	80.00
SUPPLIES	HILL, SHAUNA	51.22
SUPPLIES	HIRSCHI, ROSS	178.68
SUPPLIES	HOLMAN, VALERIE	28.38
SUPPLIES	HOME DEPOT CREDIT SERVICES	20.23
SUPPLIES	HONEY BUCKET	1,350.00
SUPPLIES	HOUTZ, NICOLLE	32.63
SUPPLIES	HOYT, MELISSA	97.48
SUPPLIES	HUANG, YUFANG	32.16
SUPPLIES	HUDSON, SHANE	206.62
SUPPLIES	HUFF, KIMBERLY	39.85
SUPPLIES	HUIH, TRACY	35.74
SUPPLIES	HUMPHERYS, JEFFREY	98.23
SUPPLIES	HUMPHREY, HOLLY	388.58
SUPPLIES	HUNT, REBECCA	108.25
SUPPLIES	HYPE SHIRT CO	20.00
SUPPLIES	IDENTITY SIGNS	18,801.83
SUPPLIES	IN FOCUS EDUCATION GROUP	33,267.55
SUPPLIES	INKLEY, HEATHER	26.81
SUPPLIES	INNOVATIVE PRINT CONSULTING LLC	12,520.00
SUPPLIES	INOUYE, BENJAMIN	39.86
SUPPLIES	INTERMOUNTAIN WOOD PRODUCTS	4,874.27
SUPPLIES	JACKSON, JANE	654.19
SUPPLIES	JACOB, LAURA	29.49
SUPPLIES	JACOBSON, LAUREN	287.41
SUPPLIES	JAMIE WALLER	211.42
SUPPLIES	JAMILLA RASMUSSEN	299.72
SUPPLIES	JAYNA HUNT	98.09
SUPPLIES	JEFF GAISFORD	223.81
SUPPLIES	JENSEN, JENNINE	47.42
SUPPLIES	JESSICA ANDERSON	96.94
SUPPLIES	JOHNSEN, STACEY	69.89
SUPPLIES	JOHNSON, PHILLIP	34.57
SUPPLIES	JORDAN EDUCATION FOUNDATION	27,132.81
SUPPLIES	JOSTENS	20,622.95
SUPPLIES	JOSTENS INC	6,145.95

SUPPLIES	JULIE SMITH	56.15
SUPPLIES	JW PEPPER AND SON INC	2,445.17
SUPPLIES	KAREYS FLOWERS	93.00
SUPPLIES	KAWAKAMI, NICOLE	83.66
SUPPLIES	KEATING, PATRICK	42.02
SUPPLIES	KIDD, SHAWN	910.87
SUPPLIES	KING, ALEXANDER	137.76
SUPPLIES	KIRKLAND, RAMEE	55.18
SUPPLIES	KLASSIC SALES LLC	1,320.27
SUPPLIES	KLOPFENSTEIN, KAITLIN	46.44
SUPPLIES	KOOL STUFF LLC	1,237.00
SUPPLIES	KRISTIE MILLER	602.09
SUPPLIES	KRISTY JENSON	537.37
SUPPLIES	LACUSTA, REAGAN	99.94
SUPPLIES	LAKESHORE LEARNING MATERIALS	279.87
SUPPLIES	LARSEN, BRITTNIE	75.00
SUPPLIES	LARSEN, CAMMIE CHAE	191.97
SUPPLIES	LARSEN, SHIREEN	10.00
SUPPLIES	LAUREN HARRIS	308.88
SUPPLIES	LEE, SILVINA	24.60
SUPPLIES	LEISTER, HEATHER	47.36
SUPPLIES	LINDSAY, SHARON	65.62
SUPPLIES	LORENZANA, STEPHANIE	11.39
SUPPLIES	LORI TAYLOR	164.00
SUPPLIES	LUCRETIA SHATZER	16.19
SUPPLIES	LUNCEFORD, JENNIFER	17.14
SUPPLIES	LUNDGREN, MICHELLE	426.00
SUPPLIES	LYON, CHRISTOPHER	16.44
SUPPLIES	MACHINE TOOLS WEST	616.00
SUPPLIES	MACK, MELINDA	101.16
SUPPLIES	MACKAY, EDEN	163.14
SUPPLIES	MAD SCREEN PRINTING INC	217.00
SUPPLIES	MANNING, THOMAS	62.96
SUPPLIES	MANTLE, BRADY	46.63
SUPPLIES	MARCHANT DESIGN	3,402.20
SUPPLIES	MARIANNA INC	2,805.40
SUPPLIES	MARSHALL-AZARES, PATRICIA	138.00
SUPPLIES	MARTIN, DAVID	311.57
SUPPLIES	MARTIN, KAYLA	292.28
SUPPLIES	MASINA, KAREN	93.28
SUPPLIES	MASON, CHARRON	121.00
SUPPLIES	MAXFIELD, BETHANY	104.57
SUPPLIES	MAYLETT, CANDACE	66.19
SUPPLIES	MCCALL, JANET	106.10
SUPPLIES	MCCOMBS, KATHERINE	100.39
SUPPLIES	MCDOUGAL, NANCY	275.14
SUPPLIES	MCINTOSH COMMUNICATIONS LLC	1,175.00
SUPPLIES	MCKEE, ERICA	251.71
SUPPLIES	MCKESSON MEDICAL SURGICAL	193.20
SUPPLIES	MCMULLIN, AMY	100.50
SUPPLIES	MCOMIE, SHAILENE	54.40

SUPPLIES	MEDCO SUPPLY COMPANY	1,538.72
SUPPLIES	MEGAN FABERT	191.01
SUPPLIES	MELISSA PRINGLE	33.07
SUPPLIES	MELVILLE, MELLISA	24.13
SUPPLIES	MENA SANTAMARIA, JOSEFA MARIA	73.93
SUPPLIES	MERRICK, NANCY	60.32
SUPPLIES	MERRILL, ERIKA	154.12
SUPPLIES	MGB PROMO LLC	647.67
SUPPLIES	MICHAELIS, MERI	49.57
SUPPLIES	MICHAUD, MONICA	127.92
SUPPLIES	MICHELSSEN, ROBIN	312.29
SUPPLIES	MILES, MICHELLE	90.00
SUPPLIES	MILLER-HADDEN, JODI	34.58
SUPPLIES	MORIARTY, MARYMARGARET	32.35
SUPPLIES	MORRELL, JORDAN	16.44
SUPPLIES	MORRILL, MALLORY	182.78
SUPPLIES	MORRILL, SHERRI	100.00
SUPPLIES	MOULTON, MICHELLE	8.58
SUPPLIES	MOUNTAIN STATE SCHOOLBOOK DEPOSITORY	24,273.07
SUPPLIES	MOURA, EDDIE	257.03
SUPPLIES	MURDOCK, LAURIE	55.40
SUPPLIES	MURDOCK, MONICA	19.98
SUPPLIES	NASCO	247.75
SUPPLIES	NATIONAL WOOD PRODUCTS	4,436.08
SUPPLIES	NAVIGATE360 LLC	1,000.00
SUPPLIES	NCS PEARSON INC	1,248.90
SUPPLIES	NFINITY ATHLETIC LLC	6,731.43
SUPPLIES	NICHOLE COOMBS	100.97
SUPPLIES	NIELSEN, KRISTEN	226.68
SUPPLIES	NIELSEN, NATALIE	59.43
SUPPLIES	NIXON, ALLYSON	83.96
SUPPLIES	NORTON, THERESA	32.08
SUPPLIES	NUTTALL, JEREMY	76.17
SUPPLIES	O'CONNOR, HANNA	23.42
SUPPLIES	OETTLI, AMANDA	149.11
SUPPLIES	OGDEN, LAURA	132.24
SUPPLIES	ORME, REAGAN	35.03
SUPPLIES	ORTEGA, TAMERA	21.44
SUPPLIES	ORTON, MELISSA	92.09
SUPPLIES	OSBORNE, NATALIE	29.00
SUPPLIES	OTLEY, ANNA	169.29
SUPPLIES	OWENS, AIMEE	24.12
SUPPLIES	PAPA MURPHYS	300.00
SUPPLIES	PARK, CYNTHIA	184.75
SUPPLIES	PARKES, ELIZABETH	100.00
SUPPLIES	PATTERICK, CAMEON	54.68
SUPPLIES	PATTERSON DENTAL SUPPLY INC	13.29
SUPPLIES	PEREZ, VERONICA	193.92
SUPPLIES	PERKINS, JENNIKA	7.09
SUPPLIES	PETERSEN, CINDY	8.23
SUPPLIES	PETERSEN, JODI	29.69

SUPPLIES	PETERSEN, LAURIE	28.86
SUPPLIES	PETERSON, EVA	1,383.09
SUPPLIES	PETERSON, JENNIFER	207.31
SUPPLIES	PETERSON, SHANNON	205.00
SUPPLIES	PETERSON, TORRE	117.56
SUPPLIES	PETTY CASH	1,962.45
SUPPLIES	PICTURELINE	429.00
SUPPLIES	PIONEER ATHLETICS	1,654.55
SUPPLIES	PITCHER, JOETTE	86.39
SUPPLIES	POCKETALK INC	712.00
SUPPLIES	POWERS, ALLISON	54.97
SUPPLIES	PREECE, LUCINDA	16.88
SUPPLIES	PREMIER MEDICAL DISTRIBUTION	2,177.22
SUPPLIES	PRESTIGE TEAMWEAR LLC	720.00
SUPPLIES	PRESTON OFFICE SOLUTIONS	714.40
SUPPLIES	PRIETO-CONDE, RAQUEL	70.53
SUPPLIES	PRINCE, STACEY	523.06
SUPPLIES	PURCHASE POWER	182.58
SUPPLIES	QUENCH USA INC	531.37
SUPPLIES	QUILL CORP	77.98
SUPPLIES	RAMIREZ-ARRAZOLA, KARLA	271.66
SUPPLIES	RASMUSSEN, AMANDA	450.79
SUPPLIES	REALITYWORKS	11,593.80
SUPPLIES	REDDISH, JOLEEN	25.38
SUPPLIES	REES, MEGAN	27.90
SUPPLIES	REICH, HEATHER	46.20
SUPPLIES	RHINO SUPERCART LLC	4,299.00
SUPPLIES	RICHARDS-KHONG, CHRISTEN	17.03
SUPPLIES	RICKS, SARAH	6.70
SUPPLIES	RIDDELL ALL AMERICAN SPORTS CORP	12,200.50
SUPPLIES	RINDLISBACHER, JARED	40.16
SUPPLIES	RITCHIE, BAILEY	17.17
SUPPLIES	RIVERSIDE INSIGHTS	654.85
SUPPLIES	RIVERTON HIGH SCHOOL MOUNTAIN BIKE TEAM	1,030.46
SUPPLIES	RIVERTON MUSIC INC	22.78
SUPPLIES	ROBERTS, STUART	51.46
SUPPLIES	ROBERTSON, CAMBRIA	10.66
SUPPLIES	ROJAS, PATRICIA	14.28
SUPPLIES	ROMNEY, VANDALYN	130.71
SUPPLIES	ROMRIELL, JENNIFER	95.00
SUPPLIES	ROWLEY, CHEREE	6.70
SUPPLIES	ROY, CARRIE	69.51
SUPPLIES	RUIZ, JACQUELINE	17.17
SUPPLIES	RUSSELL, SHELDON	175.00
SUPPLIES	RYDIN DECAL	345.42
SUPPLIES	SAGE PUBLICATIONS INC	6,123.20
SUPPLIES	SALT LAKE COMMUNITY COLLEGE	114.00
SUPPLIES	SAMUEL SPECKMAN	2,709.32
SUPPLIES	SANCHEZ, JOHANNA	47.07
SUPPLIES	SANDBERG, CASSIE	417.55
SUPPLIES	SANDERS, KIMBERLY	46.84

SUPPLIES	SANDY ARTS GUILD	390.00
SUPPLIES	SCOTT, BRECKA	104.40
SUPPLIES	SEWING MACHINES PLUS COM	359.10
SUPPLIES	SHELLEY, RACHAEL	200.87
SUPPLIES	SHEPARD, MARLENA	19.26
SUPPLIES	SHEROL ELDER	491.81
SUPPLIES	SHUMWAY, JANA	51.48
SUPPLIES	SHYANN WOLF	50.00
SUPPLIES	SIGN IT RIGHT	2,503.56
SUPPLIES	SIMMONS, KRISTIN	87.66
SUPPLIES	SMALLEY, ABIGAIL	8.02
SUPPLIES	SMITH, CAROLYN	63.92
SUPPLIES	SMITH, CINDY	67.56
SUPPLIES	SMITH, COLETTE	99.86
SUPPLIES	SMITH, DEBRA JANE	48.26
SUPPLIES	SMITH, JENNIFER	220.04
SUPPLIES	SMITH, REBECCA	270.11
SUPPLIES	SNAP ON INDUSTRIAL	440.61
SUPPLIES	SNOW, KATIE	25.72
SUPPLIES	SOCCER COM	1,132.04
SUPPLIES	SONOVA USA INC	852.99
SUPPLIES	SORENSEN, MADISON	17.31
SUPPLIES	SOSI, AURO	210.56
SUPPLIES	SOUTH VALLEY	3.50
SUPPLIES	SPENCER ROSE	797.50
SUPPLIES	SPHERO INC	3,073.16
SUPPLIES	SPIRAL BINDING LLC	502.35
SUPPLIES	SPORTS ENDEAVORS LLC	210.10
SUPPLIES	SPORTSWEAR DESIGN INTERNATIONAL	4,881.50
SUPPLIES	STEPHENSON, CHRISTINE	100.00
SUPPLIES	STEVE CONGER ENTERPRISE	575.75
SUPPLIES	STEVE REGAN COMPANY	357.10
SUPPLIES	STEVEN BOHLS	225.07
SUPPLIES	STEVENS, BARBARA	201.66
SUPPLIES	STIRLAND, CARLY	163.91
SUPPLIES	STORRS, RYLEE	221.50
SUPPLIES	STRICTLY FOR KIDS	6,189.97
SUPPLIES	STUTZNEGGER, AMY	64.91
SUPPLIES	SUMMERHAYS MUSIC COMPANY	259.26
SUPPLIES	SUN LITHOGRAPHING AND PRINT	1,189.73
SUPPLIES	SUPERIOR WATER & AIR INC	1,105.10
SUPPLIES	SVOBODA, JOSEPHINE	47.99
SUPPLIES	SW ART GLASS INC	2,329.64
SUPPLIES	TAFT, SHELLEY	55.26
SUPPLIES	TANNER, KRISTINE	4.29
SUPPLIES	TARA DAVENPORT	283.24
SUPPLIES	TAYLOR, ASHLEY	122.22
SUPPLIES	THACKER, CALLIE	107.81
SUPPLIES	THACKER, DODI	82.44
SUPPLIES	THE PINK LEMON	539.00
SUPPLIES	THE SHARING PLACE	2,850.00

SUPPLIES	THE TROPHY CASE	557.00
SUPPLIES	THE TROPHY CORNER	2,711.32
SUPPLIES	THEOBALD, LYDIA	201.58
SUPPLIES	THOMAS, BRENDA	104.94
SUPPLIES	THORUP, MEAGAN	196.97
SUPPLIES	TIFFANY COLLINS	24.41
SUPPLIES	TOPONCE, TRICIA	355.57
SUPPLIES	TORRES, ALLYSON	117.78
SUPPLIES	TOTTEN, JESSICA	108.31
SUPPLIES	TOWER SPORTS	1,681.50
SUPPLIES	TOWNSEND, MELISSA	291.14
SUPPLIES	TREASURE TOWER REWARDS	1,320.00
SUPPLIES	TRI STATE DISTRIBUTORS	1,549.00
SUPPLIES	TUMBLIN, KAE LIN	301.74
SUPPLIES	TV SPECIALISTS INC	326.00
SUPPLIES	UACTE IT DIVISION	200.00
SUPPLIES	UNIVERSAL ATHLETIC	943.87
SUPPLIES	UTAH CORRECTIONAL INDUSTRIES PRINT SHOP	1,100.37
SUPPLIES	UTAH HIGH SCHOOL ACTIVITIES ASSOC	35.00
SUPPLIES	UTAH POLE VAULT ACADEMY	3,508.00
SUPPLIES	VANCE, KIMBERLY	211.33
SUPPLIES	VASS	797.00
SUPPLIES	VIERNES, JENI	24.98
SUPPLIES	VIGIL, LETITIA	37.41
SUPPLIES	WALKER, JOHN	42.85
SUPPLIES	WALLER, ARTHUR	399.77
SUPPLIES	WARDELL, KARRIE	55.32
SUPPLIES	WEBSTER, SHULAMITH	28.18
SUPPLIES	WEI, WEI	172.69
SUPPLIES	WENDY HURST	84.33
SUPPLIES	WENGER CORP	772.72
SUPPLIES	WEST JORDAN HIGH SCHOOL PTSA	288.00
SUPPLIES	WESTERN PSYCH SERVICES	244.20
SUPPLIES	WESTERN, KELSEY	191.70
SUPPLIES	WHY TRY INC	4,200.00
SUPPLIES	WILHELM, JAMIE	18.24
SUPPLIES	WILLIAMS, AMANDA	244.21
SUPPLIES	WILLIAMS, JULIE	351.78
SUPPLIES	WILLIAMSON, TODD	173.00
SUPPLIES	WILLSCOT MOBILE MINI	336.56
SUPPLIES	WILSON, ANNA	41.96
SUPPLIES	WITT-ROPER, DIANE	589.31
SUPPLIES	WOODCRAFT	2,203.18
SUPPLIES	WOOLLEY, CANDICE	173.89
SUPPLIES	WORKSPACE ELEMENTS	8,064.71
SUPPLIES	WURTH LOUIS AND COMPANY	4,061.90
SUPPLIES	XU, LI	81.28
SUPPLIES	YANG, HSIU-YING	42.61
SUPPLIES	YOST, ABBIGAYLE	162.44
SUPPLIES	YOUNG, SOMMER	55.34
SUPPLIES	ZAMORA, BECKY	12.07

SUPPLIES	US BANK	562,992.78
TECHNOLOGY SUPPLIES	ALLIED BUSINESS SOLUTIONS INC	8,645.41
TECHNOLOGY SUPPLIES	APPLE COMPUTER INC	166,728.00
TECHNOLOGY SUPPLIES	ASSOCIATED BUSINESS TECHNOLOGIES	496.00
TECHNOLOGY SUPPLIES	B AND H PHOTO VIDEO	208.05
TECHNOLOGY SUPPLIES	BLUUM USA INC	32,890.57
TECHNOLOGY SUPPLIES	<u>CHROMEBOOKPARTS.COM</u>	418.87
TECHNOLOGY SUPPLIES	COUNTERTRADE PRODUCTS INC	138,830.61
TECHNOLOGY SUPPLIES	DANIEL P DAVISON	40.00
TECHNOLOGY SUPPLIES	GENERAL COMMUNICATIONS INC	23,862.91
TECHNOLOGY SUPPLIES	LES OLSON CO	2,043.00
TECHNOLOGY SUPPLIES	MANAGE MINDFULLY INC	4,000.00
TECHNOLOGY SUPPLIES	MCINTOSH COMMUNICATIONS LLC	583.00
TECHNOLOGY SUPPLIES	MIDWEST TECH PROD SERVICE	8,629.20
TECHNOLOGY SUPPLIES	OTICON INC	639.99
TECHNOLOGY SUPPLIES	PACIFIC OFFICE AUTOMATION	875.00
TECHNOLOGY SUPPLIES	PERFORMANCE AUDIO	1,325.15
TECHNOLOGY SUPPLIES	SCHOOL HEALTH CORP	5,746.00
TECHNOLOGY SUPPLIES	SHI INTERNATIONAL CORP	216,083.63
TECHNOLOGY SUPPLIES	TRAFERA LLC	14,710.00
TECHNOLOGY SUPPLIES	TV SPECIALISTS INC	6,051.56
TECHNOLOGY SUPPLIES	VIVACITY TECH PBC	60,366.90
TECHNOLOGY SUPPLIES	US BANK	14,623.13
TELEPHONE	1WIRE FIBER	77.79
TELEPHONE	AT AND T MOBILITY	86.46
TELEPHONE	CENTRACOM INTERACTIVE	209.92
TELEPHONE	CENTURYLINK	10,568.61
TELEPHONE	UTAH EDUCATION NETWORK	2,993.13
TELEPHONE	VERIZON WIRELESS	16,888.57
TELEPHONE	US BANK	80.02
TEXTBOOKS	ANGELOS, KARA	158.37
TEXTBOOKS	BABCOCK, WENDY	195.95
TEXTBOOKS	BRANDON MICHAEL ALVES	500.00
TEXTBOOKS	BULK BOOKSTORE	1,636.68
TEXTBOOKS	COBBLEY, ANDREA	23.53
TEXTBOOKS	DAY MURRAY MUSIC	948.35
TEXTBOOKS	DEYOUNG, KAYCEE	1,485.42
TEXTBOOKS	ELLIS, HEATHER	143.99
TEXTBOOKS	ESGI LLC	738.00
TEXTBOOKS	FOLLETT CONTENT SOLUTIONS LLC	3,617.68
TEXTBOOKS	HUANG, YUFANG	26.80
TEXTBOOKS	JW PEPPER AND SON INC	2,344.37
TEXTBOOKS	MCKENZIE SMITH	400.00
TEXTBOOKS	MOUNTAIN STATE SCHOOLBOOK DEPOSITORY	24,586.89
TEXTBOOKS	MUSIC THEATRE INTERNATIONAL	3,940.00
TEXTBOOKS	PETERSEN, JODI	342.69
TEXTBOOKS	PRINTING EXPRESS	1,453.03
TEXTBOOKS	QUIZIZZ INC	7,040.00
TEXTBOOKS	SCHOLASTIC BOOK FAIRS 10	480.10
TEXTBOOKS	SCHOOL SPECIALTY	450.97
TEXTBOOKS	TAYLOR ASHCRAFT	1,500.00

TEXTBOOKS	US BANK	7,974.11
TRAVEL CONVENTION	ALLFREY, BRIAN	750.00
TRAVEL CONVENTION	ANDERSON, MICHAEL	1,121.65
TRAVEL CONVENTION	BRAEGER, DEBORAH	260.58
TRAVEL CONVENTION	CAVE, ELIZABETH	123.00
TRAVEL CONVENTION	CLAWSON, KRISTIE	193.00
TRAVEL CONVENTION	CVETNICH, LISA	123.00
TRAVEL CONVENTION	DAWSON, MELANIE	176.00
TRAVEL CONVENTION	DEAN, LISA	352.00
TRAVEL CONVENTION	GIBSON, ANNA	229.00
TRAVEL CONVENTION	GLEAVE, NATALIE	370.00
TRAVEL CONVENTION	GODFREY, ANTHONY	328.52
TRAVEL CONVENTION	HALES, JAY	123.00
TRAVEL CONVENTION	HALLIDAY, MARK	309.30
TRAVEL CONVENTION	HANSON, DANIELLE	248.38
TRAVEL CONVENTION	HARMON, WENDY	309.30
TRAVEL CONVENTION	IOANE, NOELAPOOMAICALANI	176.00
TRAVEL CONVENTION	JENSON, CURTIS	186.00
TRAVEL CONVENTION	KING, BRIAN	176.00
TRAVEL CONVENTION	LARSEN, JOHN	522.32
TRAVEL CONVENTION	LLOYD, KIMBERLY	276.47
TRAVEL CONVENTION	LOVE-DAY, MICHELLE	176.00
TRAVEL CONVENTION	LOVERIDGE, LATRILL	665.21
TRAVEL CONVENTION	MITARAI, EMILY	176.00
TRAVEL CONVENTION	NIKKI GEORGE	206.00
TRAVEL CONVENTION	POMMERENING, ANGELA	193.00
TRAVEL CONVENTION	PRICE, NATHAN	300.00
TRAVEL CONVENTION	REEDER, CATHRYN	183.99
TRAVEL CONVENTION	RIZZUTO, KAYE	70.00
TRAVEL CONVENTION	ROBINSON, DARRELL	176.00
TRAVEL CONVENTION	SCHERZINGER, JULIE	123.00
TRAVEL CONVENTION	SHAH, AMI	299.96
TRAVEL CONVENTION	SKIDMORE, JASON	176.00
TRAVEL CONVENTION	SMITH, DENISE	270.40
TRAVEL CONVENTION	TRIMMELL, MICHAEL	176.00
TRAVEL CONVENTION	VEAZIE, BRYAN	176.00
TRAVEL CONVENTION	WESTWOOD, KENNETH	253.94
TRAVEL CONVENTION	WHITESIDE, KRISTY	123.00
TRAVEL CONVENTION	WITHERS, MCKINLEY	176.00
TRAVEL CONVENTION	US BANK	122,694.84
TRAVEL OVERNIGHT STUDENT	ARIZONA WRESTLING PARTNERSHIP LLC	10,025.00
TRAVEL OVERNIGHT STUDENT	BOB ROGERS TRAVEL INC	15,200.00
TRAVEL OVERNIGHT STUDENT	CLEGG, DANIEL	20.86
TRAVEL OVERNIGHT STUDENT	DEL SOL HIGH SCHOOL	480.00
TRAVEL OVERNIGHT STUDENT	DONOHOO, GREGGORY	339.19
TRAVEL OVERNIGHT STUDENT	EPIC PRODUCTIONS LLC	10,655.00
TRAVEL OVERNIGHT STUDENT	FUTURE BUSINESS LEADERS OF AMERICA	6,087.00
TRAVEL OVERNIGHT STUDENT	GIBSON, ELAINE	2,008.75
TRAVEL OVERNIGHT STUDENT	INFINITY TOURS AND EVENTS LLC	61,744.96
TRAVEL OVERNIGHT STUDENT	JENNIFER HARTMAN	60.00
TRAVEL OVERNIGHT STUDENT	JULIE BIGLER	60.00

TRAVEL OVERNIGHT STUDENT	KAMMERMAN, RANDALL	309.14
TRAVEL OVERNIGHT STUDENT	KEIL, WILLIAM	507.14
TRAVEL OVERNIGHT STUDENT	LAUREN HARRIS	60.00
TRAVEL OVERNIGHT STUDENT	PAMELA WRIGHT	1,000.00
TRAVEL OVERNIGHT STUDENT	PETTY CASH BINGHAM HIGH	1,830.00
TRAVEL OVERNIGHT STUDENT	PETTY CASH JATC NORTH	8,160.00
TRAVEL OVERNIGHT STUDENT	PETTY CASH RIVERTON HIGH	1,530.00
TRAVEL OVERNIGHT STUDENT	PUGEL, JOSHUA	466.32
TRAVEL OVERNIGHT STUDENT	REDD, NICHOLAS	64.00
TRAVEL OVERNIGHT STUDENT	SAMUELS, MADELINE	60.00
TRAVEL OVERNIGHT STUDENT	SKILLSUSA UTAH	1,000.00
TRAVEL OVERNIGHT STUDENT	SOLES, DOUG	1,041.96
TRAVEL OVERNIGHT STUDENT	STG TRAVEL IN	3,790.00
TRAVEL OVERNIGHT STUDENT	TECHNOLOGY STUDENT ASSOCIATION UTAH TSA	6,712.10
TRAVEL OVERNIGHT STUDENT	TOWER SPORTS	500.00
TRAVEL OVERNIGHT STUDENT	TRISHA HASLAM	21.61
TRAVEL OVERNIGHT STUDENT	TSA	3,375.00
TRAVEL OVERNIGHT STUDENT	UTAH FUTURE BUSINESS LEADERS OF AM	8,740.00
TRAVEL OVERNIGHT STUDENT	UTAH HOSA FUTURE HEALTH PROFESSIONALS	9,415.00
TRAVEL OVERNIGHT STUDENT	UTAH STATE UNIVERSITY	17,000.00
TRAVEL OVERNIGHT STUDENT	WAITE, ROCHELLE	278.22
TRAVEL OVERNIGHT STUDENT	US BANK	38,856.55
TUITION OUT OF DISTRICT	CANYONS SCHOOL DISTRICT	295,438.56
TUITION OUT OF DISTRICT	GRANITE SCHOOL DISTRICT	55,392.36
TUITION OUT OF DISTRICT	MURRAY CITY SCHOOL DISTRICT	128,434.65
TUITION OUT OF DISTRICT	SALT LAKE SCHOOL DISTRICT	57,500.33
UNEMPLOYMENT INSURANCE	UTAH DEPT WORKFORCE SERVICES	5,378.72
VEHICLE REPAIRS	AAA SPRING SPECIALIST INC	2,706.82
VEHICLE REPAIRS	ADVANCE AUTO PARTS	91.15
VEHICLE REPAIRS	AGN GLASS LLC	725.00
VEHICLE REPAIRS	ASSOCIATED TOWING	1,402.75
VEHICLE REPAIRS	BRYSON SALES AND SERVICE	5,549.94
VEHICLE REPAIRS	CUMMINS INTERMOUNTAIN LLC	313.11
VEHICLE REPAIRS	GENERATOR EXCHANGE INC	140.00
VEHICLE REPAIRS	INDUSTRIAL INJECTION SERVICES INC	400.79
VEHICLE REPAIRS	INTERSTATE BILLING SERVICE INC	29,365.57
VEHICLE REPAIRS	JERRY SEINER CHEVROLET	2,333.83
VEHICLE REPAIRS	LARRY H MILLER DSS	447.87
VEHICLE REPAIRS	LASERLINE ALIGNMENT OF SALT LAKE INC	400.00
VEHICLE REPAIRS	LEWIS TRANSPORTATION SALES	7,196.83
VEHICLE REPAIRS	NAPA AUTO PARTS	1,615.98
VEHICLE REPAIRS	PARTS AUTHORITY LLC	1,006.58
VEHICLE REPAIRS	SIX STATES DISTRIBUTORS	1,428.28
VEHICLE REPAIRS	US BANK	3,148.16
WAGE ASSIGN	CHECK CITY	1,091.20
WAGE ASSIGN	CHILD SUPPORT SERVICES	6,073.27
WAGE ASSIGN	GREGORY M CONSTANTINO	1,006.67
WAGE ASSIGN	GUGLIELMO AND ASSOCIATES	154.06
WAGE ASSIGN	GURSTEL LAW FIRM PC	490.33
WAGE ASSIGN	IDAHO CHILD SUPPORT RECEIPTING	360.00
WAGE ASSIGN	JENSEN AND SULLIVAN LLC	736.77

WAGE ASSIGN	JOHNSON AND MARK LLC	2,813.46
WAGE ASSIGN	KIRK A CULLIMORE	332.43
WAGE ASSIGN	OFFICE OF STATE DEBT COLLECTION	478.70
WAGE ASSIGN	OLSON SHANER	792.39
WAGE ASSIGN	PRIMUS LAW	2,230.16
WAGE ASSIGN	TX CHILD SUPPORT SDU	300.00
WAGE ASSIGN	UNITED STATES TREASURY	2,066.04
WAGE ASSIGN	UTAH DEPARTMENT OF WORKFORCE SERVICES	120.00
WAGE ASSIGN	UTAH STATE TAX COMMISSION	2,168.90
YEAR BOOK	COPPER MOUNTAIN MIDDLE PTSA	16,122.00
YEAR BOOK	FORT HERRIMAN MIDDLE SCHOOL PTSA	4,350.00
YEAR BOOK	SUNSET RIDGE MIDDLE SCH PTSA	6,405.00
GRAND TOTAL		<u>\$ 14,563,753.36</u>



May 2024

Gross Payroll		\$ 39,135,107.64
Net Pay Deposit		\$ 28,857,493.31
Deductions through Accounts Payable		\$ 1,875,272.04
Payday	Federal Tax Withheld	\$ 3,293,247.77
Payday	FICA Tax Withheld	\$ 2,329,369.33
Payday	Medicare Tax Withheld	\$ 544,771.79
	Total Accounts Payable	\$ 6,167,388.89
Deduction ACH		\$ 372,949.22
Deductions through Accounts Payable		\$ 1,875,272.04
Deductions - Insurance Journal Entry		\$ 769,539.46
Deductions - Flexible Spending money wired		\$ 125,520.13
Deductions - URS		\$ 813,658.59
Deductions - TSA		\$ 150,067.74
Month End - Federal Tax Withheld		\$ (325.87)
Month End - FICA Tax Withheld		\$ 2,872.34
Month End - Medicare Tax Withheld		\$ 671.79
Total Transfer to Payroll Account		\$ 29,230,442.53
Total Transfer to Accounts Payable		\$ 9,904,665.11
Total Deposits		\$ 39,135,107.64

Sarah Palmer
Director, Payroll

June LeMaster
Executive Director, Human Resources

John Larsen
Business Administrator

Jordan School District
FINANCIAL REPORT - MAY 2024

Summary of Funds and Functions Fund # Name

		<u>Examples of Activity</u>
10	General Fund (aka Maintenance and Operations)	K-12 instruction, support services offices
23	Non K-12 Fund	Pre-school, Adult Education, Community Education, coaches/advisor stipends
31	Debt Service Fund	General Obligation Bonds repayment
32	Capital Projects Fund (aka Capital Outlay)	Major construction and maintenance projects; land, bus, and equipment purchases
51	Nutrition Services Fund (aka School Lunch)	School breakfast and lunch sales and all associated costs
60	Health and Accident Self-Insurance Fund	Health, life, disability, and industrial insurance premiums and claims
75	Jordan Education Foundation Fund	Donations earmarked for Foundation

<u>Expenditure Function #</u>	<u>Name</u>	<u>Examples of Activity</u>
1000	Instruction	Student classroom costs; teachers, substitutes, textbooks, supplies, etc.
2100	Support Services - Students	Nurses, psychologists, counselors, Guidance, Planning and Student Services
2200	Support Services - Instructional Staff	Curriculum, teacher professional development, media centers, testing
2300	Support Services - District Administration	Board of Education, superintendent, area administrators of schools
2400	Support Services - School Administration	Principals, assistant principals, office staff, registrars, school postage
2500	Support Services - Business	Business administrator, Accounting, Payroll, Purchasing
2600	Support Services - Operations and Maintenance	Utilities, Custodial, Maintenance, Central Warehouse, property management
2700	Support Services - Transportation	Student transportation to and from school, field trips
2800	Support Services - Other Central	Human Resources, Information Systems, Communications, Insurance Services
3100	Food Services	Nutrition Services
3300	Community Services	Pre-School, Adult Education, Community Education, coaches/advisor stipends, Foundation
4000	Facilities Acquisition and Construction	Major construction and maintenance projects; land, bus, and equipment purchases
5100	Debt Services	Repayment of bonds
8000	Foundation Donations	Donations earmarked for Foundation

Description	2023-24 Revised Budget	Encumbered Amount Monthly	May 2023-24 Activity	2023-24 FYTD Activity	Unencumbered Balance Remaining	Percent
10 MAINTENANCE & OPERATIONS 1000 LOCAL REVENUE						
AD VALOREM TAXES	152,519,032.00	0.00	372,727.89	151,038,318.77	1,480,713.23	0.97%
AD VALOREM TAXES	16,241,368.00	0.00	3,244,282.59	15,140,330.22	1,101,037.78	6.78%
TUITIONS	1,583,076.00	0.00	169,105.94	1,473,683.92	109,392.08	6.91%
INVESTMENT EARNINGS	13,500,000.00	0.00	2,051,567.62	18,362,347.46	-4,862,347.46	-36.02%
OTHER LOCAL REVENUE	7,453,209.68	0.00	778,229.15	7,737,784.10	-284,574.42	-3.82%
LOCAL REVENUE	191,296,685.68	0.00	6,615,913.19	193,752,464.47	-2,455,778.79	-1.28%
3000 STATE REVENUE						
STATE REVENUE	194,377,449.50	0.00	14,386,648.66	181,042,830.72	13,334,618.78	6.86%
RESTRICTED GRANT OPTIONAL	74,545,605.20	0.00	4,982,881.97	69,610,427.27	4,935,177.93	6.62%
RESTRICTED GRANT VOC & OTHER	25,796,298.54	0.00	1,434,354.62	24,300,581.78	1,495,716.76	5.80%
UNRESTRICTED GRANT BASIC PROG	24,550.18	0.00	1,016.66	20,333.51	4,216.67	17.18%
RESTRICTED GRANT BASIC PROG	11,798,497.66	0.00	845,891.40	10,844,009.77	954,487.89	8.09%
RESTRICTED GRANT SPEC PURPOSE	44,982,648.93	0.00	6,302,076.87	42,741,925.76	2,240,723.17	4.98%
SCHOOL BLDG FOUNDATION AID	3,106,833.85	0.00	57,579.60	2,283,532.32	823,301.53	26.50%
MISCELLANEOUS STATE PROGRAMS	1,533,285.79	0.00	230,561.57	874,358.62	658,927.17	42.97%
SUPPLEMENTAL APPROPRIATIONS	44,121,666.50	0.00	3,157,546.16	37,670,371.66	6,451,294.84	14.62%
MISCELLANEOUS STATE REVENUE	126,496.48	0.00	63,570.00	102,373.49	24,122.99	19.07%
STATE REVENUE	400,413,332.63	0.00	31,462,127.51	369,490,744.90	30,922,587.73	7.72%
4000 FEDERAL REVENUE						
UNRESTRICTED GRANT THRU STATE	5,692,814.94	0.00	36,500.05	4,116,266.24	1,576,548.70	27.69%
RESTRICTED GRANT DIRECT	630,794.47	0.00	59,603.83	478,041.56	152,752.91	24.22%
RESTRICTED GRANT THRU STATE	18,831,746.37	0.00	6,253,861.30	15,966,962.59	2,864,783.78	15.21%
OTHER FEDERAL RESTRICTED	49,552.85	0.00	0.00	49,552.85	0.00	0.00%
FEDERAL REVENUE OTHER AGENCIES	377,510.66	0.00	8,557.41	84,077.87	293,432.79	77.73%
FEDERAL NCLB	3,647,116.13	0.00	0.00	1,323,418.84	2,323,697.29	63.71%
FEDERAL NCLB	78,926.37	0.00	0.00	0.00	78,926.37	100.00%
FEDERAL REVENUE	29,308,461.79	0.00	6,358,522.59	22,018,319.95	7,290,141.84	24.87%
5000 OTHER LOCAL SOURCES						
TRANSFER IN FROM OTHER FUNDS	-424,536.69	0.00	0.00	0.00	-424,536.69	100.00%
OTHER LOCAL SOURCES	-424,536.69	0.00	0.00	0.00	-424,536.69	100.00%

Description	2023-24 Revised Budget	Encumbered Amount	May 2023-24 Monthly Activity	2023-24 FYTD Activity	Unencumbered Balance Remaining	Percent
MAINTENANCE & OPERATIONS	620,593,943.41	0.00	44,436,563.29	585,261,529.32	35,332,414.09	5.69%
=====						
1000 LOCAL REVENUE						21 STUDENT ACTIVITIES FUND
TUITIONS	0.00	0.00	-101,390.00	1,820.00	-1,820.00	0.00%
INVESTMENT EARNINGS	450,000.00	0.00	536.00	1,557.55	448,442.45	99.65%
FOUNDATION	225,000.00	0.00	401,287.23	4,094,562.77	-3,869,562.77	-1,719.81%
ACTIVITY	16,750,000.00	0.00	561,319.05	5,356,854.82	11,393,145.18	68.02%
OTHER LOCAL REVENUE	8,675,000.00	0.00	733,996.26	8,725,467.30	-50,467.30	-0.58%
LOCAL REVENUE	26,100,000.00	0.00	1,595,748.54	18,180,262.44	7,919,737.56	30.34%
STUDENT ACTIVITIES FUND	26,100,000.00	0.00	1,595,748.54	18,180,262.44	7,919,737.56	30.34%
=====						
26 TAX INCREMENT						
1000 LOCAL REVENUE						
AD VALOREM TAXES	27,673,799.00	0.00	0.00	0.00	27,673,799.00	100.00%
LOCAL REVENUE	27,673,799.00	0.00	0.00	0.00	27,673,799.00	100.00%
TAX INCREMENT	27,673,799.00	0.00	0.00	0.00	27,673,799.00	100.00%
=====						
31 DEBT SERVICE						
1000 LOCAL REVENUE						
AD VALOREM TAXES	19,508,385.00	0.00	51,153.17	19,333,889.77	174,495.23	0.89%
AD VALOREM TAXES	2,062,815.00	0.00	414,688.92	1,935,259.05	127,555.95	6.18%
INVESTMENT EARNINGS	415,000.00	0.00	5,013.55	54,273.94	360,726.06	86.92%
LOCAL REVENUE	21,986,200.00	0.00	470,855.64	21,323,422.76	662,777.24	3.01%
DEBT SERVICE	21,986,200.00	0.00	470,855.64	21,323,422.76	662,777.24	3.01%
=====						
32 CAPITAL OUTLAY						
1000 LOCAL REVENUE						
AD VALOREM TAXES	47,933,845.93	0.00	109,371.01	45,445,975.47	2,487,870.46	5.19%
AD VALOREM TAXES	3,182,268.08	0.00	976,658.23	4,557,842.23	-1,375,574.15	-43.23%
INVESTMENT EARNINGS	3,250,000.00	0.00	112,194.59	1,526,215.20	1,723,784.80	53.04%
ACTIVITY	100,000.00	0.00	4,408.00	118,799.09	-18,799.09	-18.80%
LOCAL REVENUE	54,466,114.01	0.00	1,202,631.83	51,648,831.99	2,817,282.02	5.17%

Description	2023-24 Revised Budget	Encumbered Amount	May 2023-24 Monthly Activity	2023-24 FYTD Activity	2023-24 Unencumbered Balance Remaining	Percent
32 CAPITAL OUTLAY 3000 STATE REVENUE						
SCHOOL BLDG FOUNDATION AID	363,856.00	0.00	30,321.38	333,535.19	30,320.81	8.33%
STATE REVENUE	363,856.00	0.00	30,321.38	333,535.19	30,320.81	8.33%
4000 FEDERAL REVENUE						
RESTRICTED GRANT DIRECT	312,570.00	0.00	0.00	0.00	312,570.00	100.00%
FEDERAL REVENUE OTHER AGENCIES	419,258.00	0.00	520,639.11	730,268.01	-311,010.01	-74.18%
FEDERAL REVENUE	731,828.00	0.00	520,639.11	730,268.01	1,559.99	0.21%
5000 OTHER LOCAL SOURCES						
SALE OF FIXED ASSETS	50,000.00	0.00	16,607.72	159,600.32	-109,600.32	-219.20%
OTHER LOCAL SOURCES	50,000.00	0.00	16,607.72	159,600.32	-109,600.32	-219.20%
CAPITAL OUTLAY	55,611,798.01	0.00	1,770,200.04	52,872,235.51	2,739,562.50	4.93%
51 SCHOOL FOODS						
1000 LOCAL REVENUE						
INVESTMENT EARNINGS	482,300.00	0.00	0.00	0.00	482,300.00	100.00%
FOOD SERVICES REVENUE	8,120,000.00	0.00	950,202.81	9,075,798.01	-955,798.01	-11.77%
OTHER LOCAL REVENUE	46,950.60	0.00	4,026.05	45,175.63	1,774.97	3.78%
LOCAL REVENUE	8,649,250.60	0.00	954,228.86	9,120,973.64	-471,723.04	-5.45%
3000 STATE REVENUE						
RESTRICTED GRANT VOC & OTHER	6,593,275.00	0.00	743,907.60	5,779,612.78	813,662.22	12.34%
STATE REVENUE	6,593,275.00	0.00	743,907.60	5,779,612.78	813,662.22	12.34%
4000 FEDERAL REVENUE						
RESTRICTED GRANT THRU STATE	10,816,635.90	0.00	1,174,525.38	8,779,898.50	2,036,737.40	18.83%

Description	2023-24 Revised Budget	Encumbered Amount	May 2023-24 Monthly Activity	2023-24 FYTD Activity	2023-24 Unencumbered Balance Remaining	Percent	
FEDERAL REVENUE	10,816,635.90	0.00	1,174,525.38	8,779,898.50	2,036,737.40	18.83%	
SCHOOL FOODS	26,059,161.50	0.00	2,872,661.84	23,680,484.92	2,378,676.58	9.13%	
INSURED 1000 LOCAL REVENUE							60 HEALTH & ACCIDENT SELF
INVESTMENT EARNINGS	1,000,000.00	0.00	0.00	0.00	1,000,000.00	100.00%	
OTHER LOCAL REVENUE	42,605,000.00	0.00	3,636,592.83	35,104,946.74	7,500,053.26	17.60%	
LOCAL REVENUE	43,605,000.00	0.00	3,636,592.83	35,104,946.74	8,500,053.26	19.49%	
HEALTH & ACCIDENT SELF INSURED	43,605,000.00	0.00	3,636,592.83	35,104,946.74	8,500,053.26	19.49%	
75 FOUNDATION							
1000 LOCAL REVENUE							
INVESTMENT EARNINGS	30,800.00	0.00	0.00	0.00	30,800.00	100.00%	
LOCAL REVENUE	30,800.00	0.00	0.00	0.00	30,800.00	100.00%	
5000 OTHER LOCAL SOURCES							
TRANSFER IN FROM OTHER FUNDS	424,536.69	0.00	0.00	0.00	424,536.69	100.00%	
OTHER LOCAL SOURCES	424,536.69	0.00	0.00	0.00	424,536.69	100.00%	
8000 CHALLENGE RACE							
CHALLENGE RACE	2,000,000.00	0.00	1,300.09	591,468.54	1,408,531.46	70.43%	
	0.00	0.00	15,255.00	326,532.45	-326,532.45	0.00%	
AEROSPACE PROGRAM	0.00	0.00	21,502.00	965,413.28	-965,413.28	0.00%	
CHALLENGE RACE	0.00	0.00	54,081.00	283,195.11	-283,195.11	0.00%	
DECA	0.00	0.00	6,544.00	370,842.74	-370,842.74	0.00%	
MUSIC PROGRAM	0.00	0.00	-2,108.00	276,279.17	-276,279.17	0.00%	
FOUNDATION	0.00	0.00	518.00	27,714.03	-27,714.03	0.00%	
DEWYEA'S CLASS	0.00	0.00	1,653.00	31,783.07	-31,783.07	0.00%	
MCLEANS CLASS	0.00	0.00	381.00	50,162.18	-50,162.18	0.00%	
SANDER'S CLASS	0.00	0.00	2,120.00	29,200.08	-29,200.08	0.00%	

05.24.02.00.00

Board Revenue Report (RBRD) (Date: 5/2024)

7:00 AM

Description	2023-24 Revised Budget	Encumbered Amount Monthly	May 2023-24 Activity FYTD	2023-24 Activity	Unencumbered Balance Remaining	Percent Remaining
Grand Revenue Totals	824,085,238.61	0.00	54,883,868.27	739,357,053.31	84,728,185.30	10.28%

Number of Accounts: 3598

***** End of report *****

Description	2023-24 Revised Budget	Encumbered Amount Monthly	May 2023-24 Activity	2023-24 FYTD Activity	Unencumbered Balance Remaining	Percent
10 MAINTENANCE & OPERATIONS						
1000 INSTRUCTION						
SALARIES	260,472,870.83	0.00	26,150,854.08	190,134,699.84	70,338,170.99	27.00%
EMPLOYEE BENEFITS	88,778,152.51	0.00	8,725,783.41	67,374,562.23	21,403,590.28	24.11%
CONTRACT SERVICES	5,385,954.49	210.00	1,845,612.77	4,624,947.37	760,797.12	14.13%
REPAIRS	122,338.77	0.00	18,600.14	67,332.82	55,005.95	44.96%
MISCELLANEOUS	1,537,378.47	624.40	672,015.84	972,111.09	564,642.98	36.73%
SUPPLIES	50,955,223.78	820,388.11	1,737,973.71	21,418,022.96	28,716,812.71	56.36%
EQUIPMENT	894,528.53	380,105.74	49,591.00	944,809.95	-430,387.16	-48.11%
OTHER OBJECTS	62,826.97	0.00	1,958.29	87,321.87	-24,494.90	-38.99%
INSTRUCTION	408,209,274.35	1,201,328.25	39,202,389.24	285,623,808.13	121,384,137.97	29.74%
2100 SUPPORT SERVICES STUDENTS						
SALARIES	33,082,551.11	0.00	3,331,975.50	25,793,399.10	7,289,152.01	22.03%
EMPLOYEE BENEFITS	12,508,977.56	0.00	1,132,705.33	9,174,424.34	3,334,553.22	26.66%
CONTRACT SERVICES	951,963.24	0.01	55,876.17	221,536.86	730,426.37	76.73%
REPAIRS	1,000.00	0.00	0.00	0.00	1,000.00	100.00%
MISCELLANEOUS	128,143.81	3,325.60	15,430.48	77,234.25	47,583.96	37.13%
SUPPLIES	1,687,406.81	69,962.25	26,557.91	275,273.79	1,342,170.77	79.54%
EQUIPMENT	50,000.00	0.00	0.00	0.00	50,000.00	100.00%
OTHER OBJECTS	26,200.00	0.00	3,947.50	30,898.03	-4,698.03	-17.93%
SUPPORT SERVICES STUDENTS	48,436,242.53	73,287.86	4,566,492.89	35,572,766.37	12,790,188.30	26.41%
2200 SUPPORT SERVICES INSTRCT STAFF						
SALARIES	16,618,626.09	0.00	1,877,470.50	12,863,613.94	3,755,012.15	22.60%
EMPLOYEE BENEFITS	5,485,797.51	0.00	595,272.19	4,250,467.64	1,235,329.87	22.52%
CONTRACT SERVICES	2,844,466.76	87,395.00	287,246.97	1,733,067.33	1,024,004.43	36.00%
REPAIRS	8,430.00	0.00	0.00	3,412.00	5,018.00	59.53%
MISCELLANEOUS	594,954.37	679.79	49,899.57	488,751.84	105,522.74	17.74%
SUPPLIES	3,265,749.62	43,674.85	577,216.54	1,920,535.61	1,301,539.16	39.85%
EQUIPMENT	9,200.00	0.00	46.75	46.75	9,153.25	99.49%
OTHER OBJECTS	57,437.00	0.00	375.00	26,794.02	30,642.98	53.35%
SUPPORT SERVICES INSTRCT STAFF	28,884,661.35	131,749.64	3,387,527.52	21,286,689.13	7,466,222.58	25.85%
2300 SUPPORT SERVICES DIST GEN ADMN						
SALARIES	2,725,927.90	0.00	225,064.30	2,517,270.91	208,656.99	7.65%
EMPLOYEE BENEFITS	1,027,073.01	0.00	85,705.99	938,411.23	88,661.78	8.63%
CONTRACT SERVICES	799,452.00	180,800.00	56,139.48	443,402.61	175,249.39	21.92%
MISCELLANEOUS	166,590.00	0.00	21,110.22	154,652.18	11,937.82	7.17%
SUPPLIES	109,294.00	152.00	4,505.56	157,814.68	-48,672.68	-44.53%
OTHER OBJECTS	65,100.00	200.00	120.00	16,197.28	48,702.72	74.81%
SUPPORT SERVICES DIST GEN ADMN	4,893,436.91	181,152.00	392,645.55	4,227,748.89	484,536.02	9.90%
2400 SUPPORT SERVICES SCHOOL ADMIN						

Description	2023-24 Revised Budget	Encumbered Amount	May 2023-24 Monthly Activity	2023-24 FYTD Activity	Unencumbered Balance Remaining	Percent
10 MAINTENANCE & OPERATIONS						
SALARIES	30,530,861.01	0.00	2,879,713.02	27,379,516.22	3,151,344.79	10.32%
EMPLOYEE BENEFITS	11,035,570.58	0.00	1,003,641.45	9,892,430.73	1,143,139.85	10.36%
CONTRACT SERVICES	0.00	0.00	1,050.00	7,200.14	-7,200.14	0.00%
MISCELLANEOUS	558,006.55	35,206.63	50,362.21	376,975.34	145,824.58	26.13%
SUPPLIES	124,200.00	1,683.05	878.00	14,270.92	108,246.03	87.15%
EQUIPMENT	1,275,000.00	5,000.00	0.00	0.00	1,270,000.00	99.61%
OTHER OBJECTS	2,500.00	0.00	0.00	7,241.43	-4,741.43	-189.66%
SUPPORT SERVICES SCHOOL ADMIN	43,526,138.14	41,889.68	3,935,644.68	37,677,634.78	5,806,613.68	13.34%
2500 SUPPORT SERVICES BUSINESS						
SALARIES	2,187,348.19	0.00	173,215.04	1,897,664.97	289,683.22	13.24%
EMPLOYEE BENEFITS	892,307.57	0.00	71,264.75	772,386.53	119,921.04	13.44%
CONTRACT SERVICES	6,455.00	0.00	945.00	9,846.40	-3,391.40	-52.54%
REPAIRS	300.00	0.00	0.00	0.00	300.00	100.00%
MISCELLANEOUS	2,035,932.80	0.00	1,126.42	1,860,256.81	175,675.99	8.63%
SUPPLIES	23,530.00	1,312.48	2,155.05	13,250.62	8,966.90	38.11%
EQUIPMENT	1,800.00	0.00	466.93	921.43	878.57	48.81%
OTHER OBJECTS	5,650.00	0.00	74.27	5,011.55	638.45	11.30%
SUPPORT SERVICES BUSINESS	5,153,323.56	1,312.48	249,247.46	4,559,338.31	592,672.77	11.50%
2600 OPERATION/MAINT OF PLANT						
SALARIES	22,848,855.41	0.00	1,767,990.14	18,632,061.74	4,216,793.67	18.46%
EMPLOYEE BENEFITS	7,769,541.83	0.00	609,715.95	6,784,011.65	985,530.18	12.68%
CONTRACT SERVICES	232,215.00	0.00	87,038.45	179,396.60	52,818.40	22.75%
REPAIRS	1,747,422.00	10,521.74	107,259.80	1,650,379.83	86,520.43	4.95%
MISCELLANEOUS	182,550.00	54,244.72	12,711.22	122,849.82	5,455.46	2.99%
SUPPLIES	20,083,535.00	51,835.04	1,322,011.19	15,327,096.88	4,704,603.08	23.43%
EQUIPMENT	433,482.17	15,000.00	3,500.00	185,848.13	232,634.04	53.67%
OTHER OBJECTS	22,590.00	0.00	0.00	710.82	21,879.18	96.85%
OPERATION/MAINT OF PLANT	53,320,191.41	131,601.50	3,910,226.75	42,882,355.47	10,306,234.44	19.33%
2700 STUDENT TRANSPORTATION SERVICE						
SALARIES	10,730,715.94	0.00	1,041,050.57	9,111,243.43	1,619,472.51	15.09%
EMPLOYEE BENEFITS	4,483,810.30	0.00	368,496.33	3,355,320.95	1,128,489.35	25.17%
CONTRACT SERVICES	191,500.00	0.00	29,581.53	232,293.97	-40,793.97	-21.30%
REPAIRS	45,000.00	6,349.37	2,876.68	43,783.63	-5,133.00	-11.41%
MISCELLANEOUS	148,530.00	0.00	3,699.26	128,133.49	20,396.51	13.73%
SUPPLIES	3,235,110.00	3,350.32	304,154.38	2,108,636.24	1,123,123.44	34.72%
EQUIPMENT	35,000.00	0.00	3,884.94	33,870.68	1,129.32	3.23%
OTHER OBJECTS	7,000.00	0.00	472.00	6,812.00	188.00	2.69%
STUDENT TRANSPORTATION SERVICE	18,876,666.24	9,699.69	1,754,215.69	15,020,094.39	3,846,872.16	20.38%
2800 SUPPORT SERVICES CENTRAL						

Description	2023-24 Revised Budget	Encumbered Amount	May 2023-24 Monthly Activity	2023-24 FYTD Activity	Unencumbered Balance Remaining	Percent
10	MAINTENANCE & OPERATIONS					
SALARIES	4,938,704.10	0.00	378,336.10	4,262,752.04	675,952.06	13.69%
EMPLOYEE BENEFITS	1,867,992.78	0.00	142,396.20	1,605,468.20	262,524.58	14.05%
CONTRACT SERVICES	1,373,902.00	5,882.00	45,856.93	1,005,709.76	362,310.24	26.37%
REPAIRS	500,000.00	0.00	0.00	370,786.69	129,213.31	25.84%
MISCELLANEOUS	406,303.00	0.00	19,078.41	271,753.87	134,549.13	33.12%
SUPPLIES	229,390.00	1,303.61	10,210.79	130,205.78	97,880.61	42.67%
EQUIPMENT	2,000.00	0.00	0.00	0.00	2,000.00	100.00%
OTHER OBJECTS	23,500.00	0.00	0.00	19,829.00	3,671.00	15.62%
SUPPORT SERVICES CENTRAL	9,341,791.88	7,185.61	595,878.43	7,666,505.34	1,668,100.93	17.86%
3100	FOOD SERVICES					
SALARIES	6,700.00	0.00	0.00	6,700.00	0.00	0.00%
EMPLOYEE BENEFITS	2,106.48	0.00	0.00	2,106.48	0.00	0.00%
FOOD SERVICES	8,806.48	0.00	0.00	8,806.48	0.00	0.00%
3300	COMMUNITY SERVICES					
SALARIES	2,500.00	0.00	0.00	2,500.00	0.00	0.00%
EMPLOYEE BENEFITS	786.00	0.00	0.00	786.00	0.00	0.00%
COMMUNITY SERVICES	3,286.00	0.00	0.00	3,286.00	0.00	0.00%
4200	SITE IMPROVEMENT SERVICES					
EQUIPMENT	723,730.00	53,048.20	0.00	542,306.77	128,375.03	17.74%
SITE IMPROVEMENT SERVICES	723,730.00	53,048.20	0.00	542,306.77	128,375.03	17.74%
5100	DEBT SERVICES					
OTHER OBJECTS	866,304.00	0.00	0.00	0.00	866,304.00	100.00%
DEBT SERVICES	866,304.00	0.00	0.00	0.00	866,304.00	100.00%
MAINTENANCE & OPERATIONS	622,243,852.85	1,832,254.91	57,994,268.21	455,071,340.06	165,340,257.88	26.57%
21	STUDENT ACTIVITIES FUND					
1000	INSTRUCTION					
SALARIES	0.00	0.00	57,015.52	1,106,706.49	-1,106,706.49	0.00%
EMPLOYEE BENEFITS	0.00	0.00	7,409.11	115,846.94	-115,846.94	0.00%
CONTRACT SERVICES	8,125,000.00	0.00	161,392.36	1,005,168.82	7,119,831.18	87.63%

Description	2023-24 Revised Budget	Encumbered Amount Monthly	May 2023-24 Activity FYTD	2023-24 FYTD Activity	Unencumbered Balance Remaining	Percent
21 STUDENT ACTIVITIES FUND 1000 INSTRUCTION						
REPAIRS	0.00	0.00	2,498.80	46,939.38	-46,939.38	0.00%
MISCELLANEOUS	0.00	2,950.00	394,130.14	5,424,549.72	-5,427,499.72	0.00%
SUPPLIES	15,675,000.00	103,830.95	808,510.49	8,102,152.00	7,469,017.05	47.65%
EQUIPMENT	500,000.00	0.00	0.00	283,244.31	216,755.69	43.35%
OTHER OBJECTS	2,875,000.00	0.00	96,986.01	658,951.19	2,216,048.81	77.08%
INSTRUCTION	27,175,000.00	106,780.95	1,527,942.43	16,743,558.85	10,324,660.20	37.99%
1900 INSTRUCTION						
SUPPLIES	0.00	0.00	0.00	271.04	-271.04	0.00%
INSTRUCTION	0.00	0.00	0.00	271.04	-271.04	0.00%
2200 SUPPORT SERVICES INSTRCT STAFF						
CONTRACT SERVICES	0.00	0.00	1,613.00	3,435.73	-3,435.73	0.00%
MISCELLANEOUS	0.00	0.00	1,053.30	9,079.22	-9,079.22	0.00%
SUPPORT SERVICES INSTRCT STAFF	0.00	0.00	2,666.30	12,514.95	-12,514.95	0.00%
2400 SUPPORT SERVICES SCHOOL ADMIN						
SALARIES	0.00	0.00	0.00	2,193.34	-2,193.34	0.00%
EMPLOYEE BENEFITS	0.00	0.00	0.00	169.98	-169.98	0.00%
CONTRACT SERVICES	0.00	0.00	300.00	300.00	-300.00	0.00%
MISCELLANEOUS	0.00	0.00	24.12	113.25	-113.25	0.00%
EQUIPMENT	0.00	4,950.00	0.00	0.00	-4,950.00	0.00%
SUPPORT SERVICES SCHOOL ADMIN	0.00	4,950.00	324.12	2,776.57	-7,726.57	0.00%
STUDENT ACTIVITIES FUND	27,175,000.00	111,730.95	1,530,932.85	16,759,121.41	10,304,147.64	37.92%
=====	=====	=====	=====	=====	=====	=====
26 TAX INCREMENT						
3300 COMMUNITY SERVICES						
OTHER OBJECTS	27,673,799.00	0.00	0.00	0.00	27,673,799.00	100.00%

Description	2023-24 Revised Budget	Encumbered Amount Monthly	May 2023-24 Activity	2023-24 FYTD Activity	2023-24 Unencumbered Balance Remaining	Percent
COMMUNITY SERVICES	27,673,799.00	0.00	0.00	0.00	27,673,799.00	100.00%
TAX INCREMENT	27,673,799.00	0.00	0.00	0.00	27,673,799.00	100.00%
DEBT SERVICE						31
5100 DEBT SERVICES						
OTHER OBJECTS	22,421,860.00	0.00	19,469,929.89	22,416,859.78	5,000.22	0.02%
DEBT SERVICES	22,421,860.00	0.00	19,469,929.89	22,416,859.78	5,000.22	0.02%
DEBT SERVICE	22,421,860.00	0.00	19,469,929.89	22,416,859.78	5,000.22	0.02%
32 CAPITAL OUTLAY						
1000 INSTRUCTION						
CONTRACT SERVICES	0.00	0.00	0.00	445.00	-445.00	0.00%
MISCELLANEOUS	0.00	0.00	0.00	-400,000.00	400,000.00	0.00%
SUPPLIES	319,000.00	0.01	2,632.24	13,464.30	305,535.69	95.78%
INSTRUCTION	319,000.00	0.01	2,632.24	-386,090.70	705,090.69	221.03%
2200 SUPPORT SERVICES INSTRCT STAFF						
SUPPLIES	80,000.00	0.00	1,291.78	1,036.06	78,963.94	98.70%
SUPPORT SERVICES INSTRCT STAFF	80,000.00	0.00	1,291.78	1,036.06	78,963.94	98.70%
2300 SUPPORT SERVICES DIST GEN ADMN						
MISCELLANEOUS	0.00	0.00	3,525.00	11,525.00	-11,525.00	0.00%
SUPPORT SERVICES DIST GEN ADMN	0.00	0.00	3,525.00	11,525.00	-11,525.00	0.00%
2600 OPERATION/MAINT OF PLANT						
SALARIES	45,000.00	0.00	0.00	0.00	45,000.00	100.00%
CONTRACT SERVICES	5,000.00	0.00	200.00	4,593.24	406.76	8.14%
REPAIRS	426,760.00	137,670.00	25,002.55	30,882.87	258,207.13	60.50%
MISCELLANEOUS	16,400.00	0.00	217.37	7,215.14	9,184.86	56.01%

Description	2023-24 Revised Budget	Encumbered Amount Monthly	May 2023-24 Activity	2023-24 FYTD Activity	Unencumbered Balance Remaining	Percent
SUPPLIES	13,200.00	0.00	3,647.28	9,561.88	3,638.12	27.56%
EQUIPMENT	6,585,000.00	1,027,317.13	197,486.91	4,148,988.79	1,408,694.08	21.39%
OTHER OBJECTS	88,000.00	0.00	0.00	2,363.20	85,636.80	97.31%
OPERATION/MAINT OF PLANT	7,179,360.00	1,164,987.13	226,554.11	4,203,605.12	1,810,767.75	25.22%
2700 STUDENT TRANSPORTATION SERVICE						
SUPPLIES	0.00	0.00	-1,966.58	0.00	0.00	0.00%
STUDENT TRANSPORTATION SERVICE	0.00	0.00	-1,966.58	0.00	0.00	0.00% 32 CAPITAL
4000 FACILITIES AQUISITION & CONSTR						
SALARIES	516,255.00	0.00	40,428.36	446,306.20	69,948.80	13.55%
EMPLOYEE BENEFITS	214,575.80	0.00	15,913.38	175,581.75	38,994.05	18.17%
FACILITIES AQUISITION & CONSTR	730,830.80	0.00	56,341.74	621,887.95	108,942.85	14.91%
4100 SITE ACQUISITION SERVICES						
CONTRACT SERVICES	37,000.00	0.00	0.00	0.00	37,000.00	100.00%
EQUIPMENT	7,020,400.00	0.00	-6,579,600.00	1,663,115.38	5,357,284.62	76.31%
SITE ACQUISITION SERVICES	7,057,400.00	0.00	-6,579,600.00	1,663,115.38	5,394,284.62	76.43%
4200 SITE IMPROVEMENT SERVICES						
EQUIPMENT	22,580,348.21	10,163,329.71	460,163.45	15,464,979.16	-3,047,960.66	-13.50%
SITE IMPROVEMENT SERVICES	22,580,348.21	10,163,329.71	460,163.45	15,464,979.16	-3,047,960.66	-13.50%
4300 ARCHITECTURAL & ENGINEERING						
EQUIPMENT	38,196,768.65	11,803,703.10	6,905,154.04	26,731,401.27	-338,335.72	-0.89%
ARCHITECTURAL & ENGINEERING	38,196,768.65	11,803,703.10	6,905,154.04	26,731,401.27	-338,335.72	-0.89%
4400 BUILDING REPAIRS & REMODELING						
EQUIPMENT	4,100,040.00	3,746,281.49	49,885.81	2,338,235.89	-1,984,477.38	-48.40%

Description	2023-24 Revised Budget	Encumbered Amount Monthly	May 2023-24 Activity FYTD Activity	2023-24 FYTD Activity	Unencumbered Balance Remaining	Percent
BUILDING REPAIRS & REMODELING	4,100,040.00	3,746,281.49	49,885.81	2,338,235.89	-1,984,477.38	-48.40%
4500 BUILDING ACQUISITION/CONSTRUCT						
MISCELLANEOUS	6,000.00	0.00	0.00	6,000.00	0.00	0.00%
SUPPLIES	329,000.00	23,394.16	49,881.90	51,558.40	254,047.44	77.22%
EQUIPMENT	2,710,898.53	631,798.88	62,567.53	917,165.22	1,161,934.43	42.86%
BUILDING ACQUISITION/CONSTRUCT	3,045,898.53	655,193.04	112,449.43	974,723.62	1,415,981.87	46.49%
4600 BUILDING IMPROVEMENT SERVICES						
SUPPLIES	0.00	8,889.37	16,060.67	97,948.10	-106,837.47	0.00%
EQUIPMENT	1,422,400.00	228,688.82	127,265.08	816,391.69	377,319.49	26.53%
BUILDING IMPROVEMENT SERVICES OUTLAY	1,422,400.00	237,578.19	143,325.75	914,339.79	270,482.02	19.02% 32 CAPITAL
4700 DATA PROCESSING						
SUPPLIES	0.00	8,321.35	22,967.32	138,653.54	-146,974.89	0.00%
EQUIPMENT	2,290,000.00	33,632.20	143,551.00	1,761,645.18	494,722.62	21.60%
DATA PROCESSING	2,290,000.00	41,953.55	166,518.32	1,900,298.72	347,747.73	15.19%
4800 VEHICLES						
EQUIPMENT	4,703,410.00	3,325,961.50	242,750.00	1,326,633.22	50,815.28	1.08%
VEHICLES	4,703,410.00	3,325,961.50	242,750.00	1,326,633.22	50,815.28	1.08%
5100 DEBT SERVICES						
OTHER OBJECTS	2,426,723.00	0.00	1,213,861.25	2,427,722.50	-999.50	-0.04%
DEBT SERVICES	2,426,723.00	0.00	1,213,861.25	2,427,722.50	-999.50	-0.04%
5400 OTHER FINANCING SOURCES						
OTHER OBJECTS	1,165,000.00	0.00	1,165,000.00	1,165,000.00	0.00	0.00%
OTHER FINANCING SOURCES	1,165,000.00	0.00	1,165,000.00	1,165,000.00	0.00	0.00%

Description	2023-24 Revised Budget	Encumbered Amount Monthly	May 2023-24 Activity	2023-24 FYTD Activity	2023-24 Unencumbered Balance Remaining	Percent
CAPITAL OUTLAY	95,297,179.19	31,138,987.72	4,167,886.34	59,358,412.98	4,799,778.49	5.04%
=====						
51 SCHOOL FOODS 1000 INSTRUCTION						
CONTRACT SERVICES	178.64	0.00	12.32	135.20	43.44	24.32%
SUPPLIES	0.00	0.00	0.00	3,226.49	-3,226.49	0.00%
INSTRUCTION	178.64	0.00	12.32	3,361.69	-3,183.05	-1,781.82%
=====						
3100 FOOD SERVICES						
SALARIES	10,276,598.63	0.00	1,055,586.35	8,675,103.98	1,601,494.65	15.58%
EMPLOYEE BENEFITS	3,552,217.72	0.00	287,956.01	2,600,553.81	951,663.91	26.79%
CONTRACT SERVICES	330,435.00	0.00	29,145.86	271,312.89	59,122.11	17.89%
MISCELLANEOUS	52,000.00	262.00	4,505.05	27,509.87	24,228.13	46.59%
SUPPLIES	14,613,933.90	51,170.73	992,949.87	11,233,189.29	3,329,573.88	22.78%
EQUIPMENT	475,000.00	2,387.52	0.00	95,606.50	377,005.98	79.37%
OTHER OBJECTS	1,480,396.00	0.00	0.00	1,132,175.98	348,220.02	23.52%
FOOD SERVICES 30,780,581.25 0000 S T E M	53,820.25	2,370,143.14	24,035,452.32	6,691,308.68	21.74% 51	SCHOOL FOODS
SCHOOL FOODS	30,780,759.89	53,820.25	2,370,155.46	24,038,814.01	6,688,125.63	21.73%
=====						
60 HEALTH & ACCIDENT SELF INSURED 2800 SUPPORT SERVICES CENTRAL						
EMPLOYEE BENEFITS	55,175,000.00	0.00	4,197,954.92	42,542,129.42	12,632,870.58	22.90%
CONTRACT SERVICES	3,785,000.00	0.00	175,543.39	2,595,459.69	1,189,540.31	31.43%
MISCELLANEOUS	1,000.00	0.00	24.47	539.09	460.91	46.09%
SUPPLIES	3,000.00	0.00	0.00	833.24	2,166.76	72.23%
SUPPORT SERVICES CENTRAL	58,964,000.00	0.00	4,373,522.78	45,138,961.44	13,825,038.56	23.45%
HEALTH & ACCIDENT SELF INSURED	58,964,000.00	0.00	4,373,522.78	45,138,961.44	13,825,038.56	23.45%
=====						

Description	2023-24 Revised Budget	Encumbered Amount Monthly	May 2023-24 Activity	2023-24 FYTD Activity	Unencumbered Balance Remaining	Percent
75 FOUNDATION						
1000 INSTRUCTION						
CONTRACT SERVICES	73.92	0.00	6.16	72.96	0.96	1.30%
INSTRUCTION	73.92	0.00	6.16	72.96	0.96	1.30%
1400 INSTRUCTION						
SUPPLIES	171,000.00	0.00	0.00	0.00	171,000.00	100.00%
INSTRUCTION	171,000.00	0.00	0.00	0.00	171,000.00	100.00%
2200 SUPPORT SERVICES INSTRCT STAFF						
MISCELLANEOUS	21,000.00	0.00	0.00	0.00	21,000.00	100.00%
SUPPORT SERVICES INSTRCT STAFF	21,000.00	0.00	0.00	0.00	21,000.00	100.00%
3300 COMMUNITY SERVICES						
SALARIES	281,863.64	0.00	26,193.61	262,215.07	19,648.57	6.97%
EMPLOYEE BENEFITS	116,396.05	0.00	9,401.23	106,109.45	10,286.60	8.84%
CONTRACT SERVICES	3,150.00	0.00	0.00	2,450.00	700.00	22.22%
MISCELLANEOUS	5,300.00	0.00	115.41	4,720.56	579.44	10.93%
SUPPLIES	1,371,177.00	0.00	340.02	9,142.31	1,362,034.69	99.33%
OTHER OBJECTS	7,650.00	0.00	1,241.11	6,995.23	654.77	8.56%
COMMUNITY SERVICES	1,785,536.69	0.00	37,291.38	391,632.62	1,393,904.07	78.07%
6500 OTHER FOUNDATION PROGRAMS						
EQUIPMENT	94,000.00	0.00	0.00	0.00	94,000.00	100.00%
OTHER FOUNDATION PROGRAMS	94,000.00	0.00	0.00	0.00	94,000.00	100.00%
8000 5K FUN RUN						
CONTRACT SERVICES	15,000.00	0.00	0.00	2,281.25	12,718.75	84.79%
MISCELLANEOUS	1,000.00	0.00	0.00	8,381.50	-7,381.50	-738.15%
SUPPLIES	35,000.00	0.00	1,767.31	28,975.84	6,024.16	17.21%
OTHER OBJECTS	20,500.00	0.00	0.00	2,000.00	18,500.00	90.24%

Description	2023-24 Revised Budget	Encumbered Amount Monthly	May 2023-24 Activity FYTD	2023-24 FYTD Activity	Unencumbered Balance Remaining	Percent
5K FUN RUN	71,500.00	0.00	1,767.31	41,638.59	29,861.41	41.76%
8100 OTHER FOUNDATION PROGRAMS						
SUPPLIES	0.00	0.00	1,590.00	30,969.43	-30,969.43	0.00%
OTHER FOUNDATION PROGRAMS	0.00	0.00	1,590.00	30,969.43	-30,969.43	0.00%
8200 AEROSPACE PROGRAM						
CONTRACT SERVICES	20,000.00	0.00	8,846.37	45,306.49	-25,306.49	-126.53%
REPAIRS	4,500.00	0.00	0.00	0.00	4,500.00	100.00%
MISCELLANEOUS	30,000.00	0.00	725.97	6,706.52	23,293.48	77.64%
SUPPLIES	60,000.00	0.00	58,296.02	698,352.77	-638,352.77	-1,063.92%
OTHER OBJECTS	0.00	0.00	-3,000.00	2,074.25	-2,074.25	0.00%
AEROSPACE PROGRAM	114,500.00	0.00	64,868.36	752,440.03	-637,940.03	-557.15%
8300 CHALLENGE RACE						
CONTRACT SERVICES	0.00	0.00	11,000.00	11,082.00	-11,082.00	0.00%
MISCELLANEOUS	0.00	0.00	0.00	2,892.24	-2,892.24	0.00%
SUPPLIES	0.00	767.77	8,671.29	50,845.62	-51,613.39	0.00%
OTHER OBJECTS	0.00	0.00	0.00	3,150.00	-3,150.00	0.00%
CHALLENGE RACE	0.00	767.77	19,671.29	67,969.86	-68,737.63	0.00%
8400 DECA						
CONTRACT SERVICES	0.00	0.00	2,000.00	8,665.12	-8,665.12	0.00%
MISCELLANEOUS	0.00	0.00	4,522.68	15,524.29	-15,524.29	0.00%
SUPPLIES	0.00	91.59	10,473.45	88,995.75	-89,087.34	0.00%
EQUIPMENT	0.00	5,065.02	0.00	0.00	-5,065.02	0.00%
DECA	0.00	5,156.61	16,996.13	113,185.16	-118,341.77	0.00% 75
8500 MUSIC PROGRAM						
CONTRACT SERVICES	0.00	0.00	200.00	200.00	-200.00	0.00%
MISCELLANEOUS	0.00	0.00	0.00	8,525.00	-8,525.00	0.00%
SUPPLIES	0.00	10,475.00	7,124.09	48,395.56	-58,870.56	0.00%
EQUIPMENT	0.00	0.00	0.00	12,782.00	-12,782.00	0.00%
OTHER OBJECTS	0.00	0.00	0.00	640.00	-640.00	0.00%

Description	2023-24 Revised Budget	Encumbered Amount Monthly	May 2023-24 Activity FYTD	2023-24 Activity FYTD	Unencumbered Balance Remaining	Percent
MUSIC PROGRAM	0.00	10,475.00	7,324.09	70,542.56	-81,017.56	0.00%
8600 OTHER FOUNDATION PROGRAMS						
CONTRACT SERVICES	70,000.00	0.00	0.00	0.00	70,000.00	100.00%
MISCELLANEOUS	0.00	0.00	0.00	4,995.00	-4,995.00	0.00%
SUPPLIES	41,000.00	0.00	621.38	6,970.79	34,029.21	83.00%
EQUIPMENT	71,000.00	0.00	0.00	0.00	71,000.00	100.00%
OTHER FOUNDATION PROGRAMS	182,000.00	0.00	621.38	11,965.79	170,034.21	93.43%
8700 DEWYEA'S CLASS						
CONTRACT SERVICES	0.00	0.00	4.97	4.97	-4.97	0.00%
SUPPLIES	0.00	986.80	1,715.78	16,234.85	-17,221.65	0.00%
DEWYEA'S CLASS	0.00	986.80	1,720.75	16,239.82	-17,226.62	0.00%
8800 MCLEAN'S CLASS						
MISCELLANEOUS	0.00	0.00	0.00	733.96	-733.96	0.00%
SUPPLIES	0.00	0.00	1,334.03	16,779.03	-16,779.03	0.00%
OTHER OBJECTS	0.00	0.00	0.00	79.90	-79.90	0.00%
MCLEAN'S CLASS	0.00	0.00	1,334.03	17,592.89	-17,592.89	0.00%
8900 SANDER'S CLASS						
SUPPLIES	0.00	0.00	626.83	6,865.04	-6,865.04	0.00%
SANDER'S CLASS	0.00	0.00	626.83	6,865.04	-6,865.04	0.00%
9900						
CONTRACT SERVICES	0.00	0.00	0.00	-1,119.87	1,119.87	0.00%
SUPPLIES	0.00	0.00	0.00	-15,299.16	15,299.16	0.00%
OTHER OBJECTS	0.00	0.00	0.00	-2,000.00	2,000.00	0.00%
	0.00	0.00	0.00	-18,419.03	18,419.03	0.00%

Description	2023-24 Revised Budget	Encumbered Amount	May 2023-24 Monthly Activity	2023-24 FYTD Activity	Unencumbered Balance Remaining	Percent
75 0000 FOUNDATION S T E M						
FOUNDATION	2,439,610.61	17,386.18	153,817.71	1,502,695.72	919,528.71	37.69%
Grand Expense Totals	886,996,061.54	33,154,180.01	90,060,513.24	624,286,205.40	229,555,676.13	25.88%

Number of Accounts: 41027

***** End of report *****

Governance Process 118: MIDTERM VACANCIES ON THE BOARD

Should a midterm vacancy or pending vacancy by resignation occur on the Board of Education, that Board member position will be filled by appointment by the Board. The term of the appointment shall be for the remainder of the vacated or pending vacated term except as otherwise provided in section A in accordance with [Utah Code 20A-1-5-511](#).

- A. A vacancy or pending vacancy by resignation on the Board shall be filled by an interim appointment, followed by an election to fill a two-year term if:
1. The vacancy on the Board occurs, or a letter of resignation is received by the Board, at least 14 days before the deadline for filing a declaration of candidacy; and
 2. Two years of the vacated term will remain after the first Monday of January following the next Board of Education election.
 3. Members elected under this subsection shall serve for the remaining two years of the vacated term and until a successor is elected and qualified.
- B. The procedure to fill a vacancy or pending vacancy by resignation through appointment by the Board shall be:
1. Meeting: The Board shall fill a vacancy or pending vacancy by resignation in a public meeting.
 2. Notice: Public notice of the vacant position or pending vacant position will be posted on the District website, at the District Office and on the Utah Public Notice Website and provided to at least one local newspaper or local media correspondent at least two weeks before the Board meets to fill the vacancy. Such notice shall identify the position the Board will fill by appointment and the date the vacancy occurred or will occur; identify the date, time, and place of the meeting where the vacancy or pending vacancy by resignation will be filled; and identify the person to whom a person interested in being appointed to fill the vacancy may submit his or her name for consideration and any deadline for submitting it. The notice will indicate that an interested person will be required to submit an application and may designate a contact person or persons to whom inquiries may be directed.
 3. Application: Each applicant for a Board vacancy or pending vacancy by resignation shall submit a written application to the Board **President-Executive Committee** at the address of the District Office. The application must meet the following requirements:
 - a. The written application must be submitted no later than six (6) business days before the scheduled meeting where the vacancy or pending vacancy by resignation will be filled.
 - b. The written application must contain the name, address, email and telephone number of the person seeking the appointment and any other information the applicant desires to include. The notice of vacancy or pending vacancy by resignation or an application form (if the Board elects to provide a form) may specify additional information to be provided by the applicant.
 - c. The applicant must submit written proof in the application that the applicant is a registered voter and resides in the election precinct where the vacancy or pending vacancy by resignation occurs.
 - d. The Board **President-Executive Committee** shall arrange for copies of all the applications to be provided to each member of the Board at least five days prior to the interview of the candidate.

Governance Process 118: MIDTERM VACANCIES ON THE BOARD

4. The Board ~~President-Executive Committee~~ shall provide the District Administration with a list of the applicants by name and address. ~~District Administration shall verify applicant eligibility- for public information.~~
- 4.5. The District may provide public notice of the list of applicants including contact information.
56. Interview: Each qualified applicant shall be interviewed by a majority of the Board at a public meeting scheduled in accordance with the Open and Public Meeting Act:
 - a. The ~~President-Executive Committee~~ shall arrange the oral interview schedule and inform each Board member and applicant of the time, date, and location of the oral interviews. Where practicable, this shall be done at least five days in advance.
 - b. The Board interview of each applicant shall be in an open meeting. The Board may not discuss any applicant in a closed meeting nor may the Board discuss filling the vacancy or pending vacancy by resignation in a closed meeting.
 - c. Board members who will vote on the appointment shall not communicate with any applicant outside of the Board interview until the vacancy or pending vacancy by resignation has been filled by the Board.
76. Voting: A majority of the Board shall fill the vacancy or pending vacancy by resignation at a public meeting scheduled in accordance with the Open and Public Meeting Act to consider and vote on the vacancy. The vote may be on the same agenda as the interview of the applicants. The vote shall proceed as follows:
 - a. Nomination of Applicant
 - i. Each applicant nominated by a Board member must receive a second.
 - ii. Any applicant not receiving a second to the nomination may be placed in nomination a subsequent time when no other applicant has received a majority vote of the Board to fill the vacancy or pending vacancy by resignation.
 - b. Voting for the Applicants
 - i. Voting shall be by raise of the hand.
 - ii. The applicant to receive the approval of a majority of the members of the Board present shall be appointed to fill the vacancy or pending vacancy by resignation.
78. Withdrawal of Application: Any applicant may withdraw his or her application for the vacancy or pending vacancy by resignation at any time.
89. A Board member who submits a letter of resignation may not rescind the resignation after the Board makes an appointment to fill the pending vacancy by resignation. An individual appointed to fill a pending vacancy by resignation may not take office until after the vacancy has occurred.
910. Before assuming any duties the newly appointed Board member shall take the Oath of Office as set forth in Utah Constitution Article IV, Section 10.
4011. If the Board fails to make an appointment within 30 days after a vacancy occurs, the county legislative body, or municipal legislative body in a city district, shall fill the vacancy by appointment.

C. Definitions

1. "Vacancy" means the absence of a person to serve in any position created by statute, whether that absence occurs because of death, disability, disqualification, resignation, or other cause as set forth in Utah Code 20A-1-102(83).

Governance Process 118: MIDTERM VACANCIES ON THE BOARD

2. A “pending vacancy by resignation” means the vacancy that will occur at a future date specified in a letter of resignation submitted by a Board member to the Board as allowed for in [Utah Code 20A-1-511\(4\)](#).
3. A “temporary absence for qualified military leave” as set forth in [Utah Code 20A-1-513](#) is not a vacancy to be filled under this policy.

Revision history: 11/15/16