

Monthly Board Meeting
Monday, May 13, 2024 6:00 PM Central

USD 113 Board Office Meeting Room
1619 S. Old Hwy 75
Sabetha, KS 66534

Phillip Buessing: Present
Todd Grimes: Present
Stan Keim: Present
Kathy Lippert: Absent
Doug Renyer: Present
Jim Scoby: Present
Leslie Scoby: Present
Present: 6, Absent: 1.

1. Call Meeting To Order
2. Picture of Board Members - taken by SHS yearbook staff
3. Approve Agenda As Presented Or Amended
4. Hear From The Following:
5. Administrative Reports:
6. Consent Agenda
7. Transportation Policy
8. 2024-25 Parents as Teachers
9. Approve Crisis Plan
10. Approve SHS Science room concepts
11. Concrete the intersection at the entrance of USD 113 Bus Barn.
12. Executive session for the purpose of consultation with an attorney which would be deemed confidential information.
13. Executive session for the purpose of matters of non-elected personnel
14. Approve 2024-25 Classified Handbook
15. Executive session relating to actions adversely or favorably affecting a student.
16. Adjourn

AXTELL PUBLIC SCHOOL - BOARD REPORT – MAY 2024

Gay Frazee - Principal
504 Pine Street
Axtell, KS 66403



Facebook:
<https://www.facebook.com/APSEagles/>
Twitter: @Axtell Eagles

Phone: (785)736-2237
Fax: (785)736-2295

Website: www.usd113.org

NEWS

• NHS New Inductees

- The Axtell Chapter of the National Honor Society inducted nine new members Monday night. Inducted were: Avery Buessing, Claire Buessing, Kaylee Farrell, Alyssa Hasenkamp, Calliegh McClellan, Colin Shaughnessy, Meleah Stallbaumer, Natalee Strathman, and Lucas Talbot. These new members were selected by the faculty council for their scholarship, leadership, service, and character.



• 8th Grade Tour HWC

- The 8th graders were able to visit Highland Western Center on Tuesday, May 7 to tour the facility and to learn about the different career areas they offer. It was a great opportunity for them and they enjoyed the morning.



• OTL Track Records Sets

- Katelyn Detweiler and Maggie Strathman set new OTL Track Records this year.
 - Maggie Strathman – Shot Put – 41' 6.5"
 - Katelyn Detweiler – Discus – 112' 1"



• Self Defense Training

- **Anthony Escalate, Anne Escalate, James Leis, and Matt Simpson, Chief of Police** of the Marysville Police Department taught the 8-12 girls several self-defensive moves that they could use to keep themselves safe. They did an excellent job and the participants enjoyed working with them and practicing the new techniques.



• Character Ed

- Bill Buessing came in and talked to the Character Ed class for Volunteer Appreciation Month. He explained what a volunteer is and talked about all the things in the community that are done by volunteers. Bill puts a lot of his time into our school and our community!



- **Word Millionaire**

- Congratulations to Landon Anderson and Cole Heinen who earned the title of Word Millionaire by reading over a million words this year!



- **Donations**

- **Brad Broxterman donated \$1,000.00 to purchase every student a fresh squeezed lemonade from Ma & Pa Kettlecorn.**
- Ma & Pa Kettle Corn will be coming to the school on Tuesday, May 7 from 10:00-1:00 for Staff Appreciation Week. Students will be able to watch how they make their kettle corn and fresh squeezed lemonade & limeade and learn about small local businesses. The staff will be treated to popcorn and a drink for Staff Appreciation Week.



- **The Eagle Booster Club donated \$612.50 to purchase all students and staff members a scoop of ice cream from The Parlor Ice Cream Track during the K-5 field day on Tuesday, May 14.**



- **Total Donations from the last month - Eagle Booster Club - \$3,728.83**

- \$612.50 – Ice cream from The Parlor Ice Cream
- \$430.00 - Elementary Train Rides
- \$330.00 – Movie Day @ Astro
- \$1452.11 – AR Subscription
- \$547.38 – Proloux 13" H.D. Commercial floor buffer/polisher w/replacement pads
- \$226.85 – Spring Concert Props
- \$129.99 – Music/Script for Spring Concert

- **Upcoming Events**

- May 6 - FFA Farm Safety Day - 1:00-3:25
- May 7 - Spring Concert & STEM Fair - 6:30
- May 8 - Baccalaureate Breakfast - 7:00 am
- May 8 - Seniors Last Day
- May 8 - Awards Banquet - 6:30
- May 9 - TVL Track Meet @ Valley Heights - 3:00
- May 11 - APS Graduation - 11:00
- May 14 - K-5 Field Day - 1:30
- May 14 - The Parlor Ice Cream Truck - 1:00-3:00
- May 15 - 8th Grade Promotion
- May 16 - Pre-K Graduation - 8:15
- May 16 - End of the 4th 9 Weeks
- May 16 - APS Track Regionals @ Washington Co. - 1:00
- May 24 & 25 - State Track Meet

Sabetha Elementary School



Andrew Lillie

Principal

Facebook: <http://www.facebook.com/SabethaElementary/>

101 Oregon Street

Sabetha, KS 66534

Phone: (785) 284-3448

Email: lilliea@usd113.org

Building Report

May 2024 BOE Meeting

Academics: Our Spring Fastbridge Screeners just closed and many of our students showed great growth which is a testament to the quality of instruction by our teachers and support staff! Our primary (K-2) teachers have been working to become LETRS certified, which is a two year commitment to learning about the Science of Reading. The work and application of what teachers are learning is paying off!

Teacher Appreciation Week: Last week we recognized and celebrated the hard work and genuine passion our teachers put into our students. Stepping foot into SES and walking through the halls, you can hear, see, and feel the work being done in classrooms throughout the school. I am thankful for community sponsors such as Sabetha Community Hospital, United Bank, The Barn, Midwest Ready Mix, American Family Insurance, and Sabetha PTO for their donations and support for our teachers this past week in recognition of their hard work!

Activities: Last month, I reported that we would be hosting a Grandparents day (K), Muffins in the morning (1st), and Donuts with Grownups (2nd) and I am happy to report that we had a fantastic turnout for those three weeks. The students loved inviting family members to SES to just visit with their Bluejay and engage in some activities in the classroom. I want to thank the kindergarten, 1st, and 2nd grade teachers for putting together activities and decorations! I also want to thank Lori, Ashley and all our lunch heroes for helping with the food and drinks!



5th Grade Concert/Recognition: Last week, we celebrated the completion of 6 years of elementary school during the 5th grade spring concert! The 5th Grade band students showed their growth this year during the instrumental part of the evening and then showcased their vocals after. Following the musical portion, we recognized these elementary school leaders with a certificate of completion. This group has the potential to be GREAT Sabetha Middle School Blujays!

Summer School: SES will be offering a targeted summer school in June. We have invited specific students to a summer academy designed around explicit instruction and small group interventions. Summer school will be in session the first three weeks in June; Monday-Thursday from 9am-11:15am.

UPCOMING EVENTS

- **Monday, May 13:** Field Day (K-2 @ 8:30am-11:30am) (3-5 @ 12pm-3pm)
- **Thursday, May 16:** Last Day of School
- **Monday, June 3:** First day of Summer School
- **Thursday, June 20:** Last day of Summer School

SABETHA HIGH SCHOOL




May 13, 2024 BOE Report

What a time to be a Bluejay!!

This week is Teacher Appreciation Week! I can think of very few professions as worthy of a devoted week of appreciation. We can all name teachers we had in our childhood that had a great impact not only on our career choice, but in how we developed as people.

It is humbling and a bit frightening to think that we might have that kind of influence in shaping our students, but it is true. The number of hours we spend with our students alone can often be greater than what they are able to spend with their families. That is an awesome responsibility and one that our staff does not take lightly!

As we all strive to be the best we can at what we do, here is a brief list of what I believe makes a great teacher. As I wrote this list, I could picture teachers I had, staff I have taught alongside as well as our current staff who possess many or all of these qualities. They all have so many strengths that they bring to their positions and to our school. Please take some time to thank our teachers, they are wonderful people who are dedicated to serving our students and community in a variety of ways and they are appreciated!



5 Characteristics of a Great Teacher

- Humble - Great teachers are humble enough to admit when they have made a mistake and to seek help when they need it. They are also driven enough to work to improve.
- Caring - Great teachers care deeply for their students and their colleagues. They are willing to go above and beyond the call of duty to help others.
- Responsible - Great teachers take responsibility for what takes place in their classrooms. They also teach, in action and in words, what it means to be responsible to their students.
- Respectful - Great teachers both give and expect respect to their students and colleagues. They use their words to build others up, not tear down. They encourage and teach their students to do the same.
- Challenging - Great teachers insist on high standards of performance and behavior from their students, their colleagues, and themselves.

SHS Celebrations!

Over the last month, we have had lots of great things to celebrate at SHS! At the risk of forgetting some from the long list, below are some highlights from the last month.

- 17 soloists and 7 small ensembles performed at Regional Solo & Small Ensemble Music with 12 soloists and 2 groups qualifying for State! Receiving Excellent 1 ratings at State were: Reve Nonnast, Ava Payne, Audrey Herrmann, Jacob Grimm, Victoria Bachtold, Josiah Richardson, and the Odyssey Men
- 24 new members were inducted in the SHS chapter of National Honor Society via their application process highlighting Scholarship, Service, Leadership, and Character - the four pillars of NHS.
- Seniors were honored with a number of scholarships at our Senior Academic Recognition. The support of our community and alumni is humbling and our students are blessed to be recipients of that generosity!

- SHS Seniors gave back to the community through their help with Citywide Cleanup Day
- The SHS Baseball team finished the regular season with a 16-5 record and won a 2nd consecutive Big 7 league title!
- The SHS Softball team currently has a 18-4 record and has secured the #1 seed in their regional to be played at Seneca.
- The SHS Golf team has placed either 1st or 2nd in every tournament on the season so far! They earned a third consecutive Big 7 league championship with regional and state meets still to come.
- The SHS Track team has had numerous personal records achieved throughout this season as they prepare for league (hosted here!), regionals, and state!
- HOSA (Health Occupation Students Association) organized a Mock Crash Event in April that allowed students to be reminded of the dangers of distracted driving and to thank our many community volunteers to perform public services.
- The SHS forensics team took 12 students to the State meet in Wichita last weekend! Jacob Enneking and Krae Aberle place 5th in the state in Improvised Duet Acting

Upcoming SHS events:

- May 13 - 3A Regional Golf @ Seneca 9:00
- May 13 & 14 - 3A Regional Softball @ Seneca TBD
- May 14 - 3A Regional Baseball @ Jeff West TBD
- May 16 - Last Day of School
- May 16 - 3A Regional Track @ St. Marys 2:00
- May 20-21 - 3A State Golf @ Emporia
- May 23-24 - 3A State Baseball/Softball @ Manhattan/Topeka
- May 24-25 - 3A State Track @ Wichita
- May 28-June 21 - Session 1 Summer School
- June 3 - Summer Weights Begins
- June 3-6 - Session 1 Driver's Education Range
- June 10-14 - Session 2 Driver's Education Range



Respectfully,
Nathan Bauman
 Sabetha High School Principal

It's a GREAT day to be a BLUEJAY!!





Prairie Hills USD 113



Sabetha Middle School

Be Positive • Be Respectful • Be a Learner

Telephone: (785) 284-2151

www.usd113.org

751 Bluejay Blvd.

Fax: (785) 284-0061

Sabetha, Kansas 66534

To: USD 113 BOE Members
From: Matthew D. Garber
Date: 5/8/24
Re: May BOE Meeting Building Report

1. **Wenger Marel Charitable Fund:** We have been awarded a grant through this fund to upgrade our library and provide student collaboration areas. A big 'thank-you' to Wenger Marel for their support!
2. **Teacher Appreciation:** We are thankful for and appreciative of our Teachers! Our staff has been provided several different foods and snacks in our building!
3. **State Assessments:** We are hoping to receive our scores soon so we can recognize the students who achieved our listed incentives.
4. **Track:** Our track teams ended their season yesterday at the League Track meet in Hiawatha. We had many PR's for the day and first place finishers. Our 7th grade Girls took first!
5. **Art Show:** Ms. Sarah Hay organized this event and once again had a wide range of art pieces from our students! The event was well attended.
6. **Spring Concert:** Our Spring Concert was last week and well attended. Our students performed well! Thanks to Mr. Adam Aadalen and Mr. Braden Plumlee for their dedication and leadership!
7. **6th Grade Track Meet:** We held our 6th grade track meet last Friday due to a weather re-schedule. The day turned out nice and the students were able to compete and gain some experience.
8. **8th Grade Recognition:** Our 8th grade recognition night is scheduled for next Tuesday evening. Mrs. Buser and some 8th grade pod teachers will plan the event.

9. **Retirement:** Mr. Brent Hayden will be retiring this year after an extensive career teaching at SMS! We are thankful for his time and efforts and wish him well!

10. **End of Year Events:** We will finish the year with some incentive days and an auction during the last week of school!

**Lisa Suhr - Director of Student Learning
Board Report - May, 2024**

KESA Related Topics: Kansas Education Systems Accreditation

- The KSDE accreditation and design team continues to work on the new model for accreditation, requesting approval for various parts of the new plan (referred to as KESA 2.0) that we anticipate to be in effect in the fall. Final details will be available in late July. [You can find the 23-24 KESA Guidance Document at this link.](#) In the coming weeks, I'll be busy with end of year reporting associated with this guidance document.
- We also will have an end of year meeting May 22 with our district-level building leadership teams. We'll review this year's data, our progress towards goals and plans moving forward. I'll plan to share an update at the next meeting.

MTSS Related Topics: Multi-Tiered System of Supports

- The window just closed for the third and final math and reading screening period of the year.
- Parents of grade 3 students will have a more detailed communication about Reading screening that is required by the Kansas Legislature's Every Child Can Read Act. Those letters will go home soon or be sent with end of year report cards.

Federal Programs:

- I recently attended the Local Consolidated Plan (LCP) Coordinators quarterly meeting. You'll remember that the LCP is a single planning tool that we use to manage our federal money for Title programs. We receive an allocation each fall, then we budget for the expenditure of the money throughout the year. Here at the end of the year, I'll be busy with the reporting associated with these programs as well. A review of the purpose of these federal programs:
 - Title I-A – Support for students and families in poverty
 - Title I-C – Support for our children and families who do migrant work
 - Title II-A – Support for ensuring educator effectiveness for our historically underserved students
 - Title III – English Learners and Immigrant Youth
 - Title IX Part A – McKinney-Vento-Support for children experiencing homelessness

Mentoring:

- Final mentoring report for KSDE was submitted ahead of the May 1, 2024 deadline. This reports the mentors and their mentees to KSDE and requests a partial reimbursement from the state for each pair. Reimbursement is not guaranteed, but we usually do get a portion of the expenses paid for this pr

Lisa Suhr
Director of Student Learning

Todd Evans | Superintendent | evanst@usd113.org

Lisa Suhr | Director of Student Learning | suhrl@usd113.org

www.usd113.org

1619 S. Old Hwy 75 | Sabetha, KS 66534 | phone 785-284-2175 | fax 785-284-3739

boe@usd113.org

[Contact Us](#) | [Site Map](#) | [Quick Links](#)

[Home](#) / [Students](#) / [Apply Kansas](#) / All Star High School Program

ALL STAR HIGH SCHOOL PROGRAM



APPLY
KANSAS

APPLY KANSAS EVENT

FAFSA COMPLETION EVENT

COLLEGE SIGNING DAY

**ALL STAR
HIGH SCHOOL**

2024 KANSAS ALL STAR HIGH SCHOOLS

To be determined.

Northeast Magnet High School	Bel Aire
Burlington High School	Burlington
Dodge City High School	Dodge City
Macksville High School	Macksville

Council Grove High School	Council Grove
Paola High School	Paola
Dighton High School	Dighton
Wichita High School West	Wichita
Washburn Rural High School	Topeka
Ulysses High School	Ulysses
Fort Scott High School	Fort Scott
Sabetha High School	Sabetha
Highland Park High School	Topeka
Hugoton High School	Hugoton
Halstead High School	Halstead
Northeast High School	Arma
Wichita County Jr/Sr High School	Leoti
Augusta High School	Augusta
Doniphan West High School	Highland
Hoisington High School	Hoisington

BECOMING AN ALL STAR HIGH SCHOOL IS EASY!

1. Host an Apply Kansas Event

Register as an [Apply Kansas School](#)

Host your Application Event

2. Submit your Apply Kansas Summary Data (due annually Mid November)

3. Sponsor or collaborate on a FAFSA Completion Event (typically between Oct-Feb)

(2023/2024 Timeline will be different due to delayed FAFSA Opening)

Plan an event where students & parents can start on the FAFSA application together

Event should provide support to answer specific, confidential questions for families. Financial Aid officers and Admissions representatives from local institutions are often good resources and willing to come help.

FAFSA events can be held at the high school, but can also be held at higher education institutions or other community locations if you are joining together with other high schools.

Be aware of shift work, first generation, undocumented students and other underserved populations. Try to create an event at times and in locations that meets the needs of your underserved community members.

If you host a FAFSA event in the fall, consider doing something again in Jan-Feb. Many students who would benefit most from the FAFSA aren't always ready to apply in the fall. Follow up encouragement and support in the new year might be just what some students need to finalize those postsecondary plans

4. Host a College Signing/Senior Signing Day Event (around May 1)

This event should celebrate the decisions and different pathways for your seniors.

It can be as big or small as you want to make it. (Some schools make it actual signing event for all seniors and invite different colleges, and some incorporate announcing the plans of all seniors into their Honors and Awards ceremony. Creating a bulletin board, banner, poster activity, t-shirt day are all some of the many great ways you can celebrate your seniors' plans) See the link in the resources below.

Whatever you plan, consider how it will look for students planning to go to work or other placements. If you are announcing college placements, how will you announce the job placements? If you do a t-shirt day, will all students be able to participate? You might have to get creative with some of the non-traditional pathways.

Consider if you can share these pathways with your underclassmen. Can you hang the banner or bulletin board for the school community to see? Are underclassmen invited to your award ceremony. By celebrating every senior, you give all of your students an opportunity to consider a post-secondary path outside of what they already know.

5. Complete the All Star Survey (in April) from Mistie Knox to describe your three events

RESOURCES

[Financial Aid Resources](#)

[Hosting a FAFSA Event Webinar](#)

[College Signing Day National Resource Website](#)

[Google Doc with College Signing Day Photos & Ideas](#) (add your ideas to share here!)

BANNER

Each All Star High School will receive a certificate and vinyl banner to display at school (photo 1). Each year after that, award winning schools will receive a certificate and star sticker to add to their banner, indicating multiple award winning years (photo 2).

Year #1:



Year #2-5:



CONTACT

For more information:

Mistie Knox, Associate Director, Academic Affairs

Apply Kansas State Coordinator

mknnox@ksbor.org

2023 KANSAS ALL STAR HIGH SCHOOLS

Ashland High School*	Ashland, KS	Hiawatha High School	Hiawatha, KS	Peabody-Burns High School*	Peabody, KS
Basehor-Linwood High School*	Basehor, KS	Hoisington High School	Hoisington, KS	Quinter High School	Quinter, KS
Beloit Jr./Sr. High School*	Beloit, KS	Hoxie High School	Hoxie, KS	Riley County High School*	Riley, KS
Blue Valley High School*	Randolph, KS	Hugoton High School	Hugoton, KS	Rossville Jr/Sr High School	Rossville, KS
Blue Valley West High School*	Overland Park, KS	Humboldt High School*	Humboldt, KS	Royal Valley High School	Hoyt, KS
Bucklin High School*	Bucklin, KS	Jackson Heights High School*	Holton, KS	Russell High School*	Russell, KS
Burlingame High School	Burlingame, KS	Kinsley Junior Senior High School	Kinsley, KS	Salina South High School*	Salina, KS
Burlington High School*	Burlington, KS	Kiowa County High School	Greensburg, KS	Satanta High School	Satanta, KS
Campus High School*	Wichita, KS	Labette County High School*	Altamont, KS	Scott Community High School	Scott City, KS
Cedar Vale High School	Cedar Vale, KS	Liberal High School*	Liberal, KS	Sedan High School*	Sedan, KS
Cheney High School*	Cheney, KS	Lyndon High School	Lyndon, KS	Sedgwick High School*	Sedgwick, KS
Circle High School	Towanda, KS	Lyons High School*	Lyons, KS	Shawnee Mission North High School*	Overland Park, KS
Clay Center Community High School*	Clay Center, KS	Macksville High School	Macksville, KS	Shawnee Mission South High School	Overland Park, KS

Clifton-Clyde High School	Clyde, KS	Maize High School	Maize, KS	Shawnee Mission West High School	Overland Park, KS
Council Grove High School*	Council Grove, KS	Maize South High School	Wichita, KS	Smoky Valley High School*	Lindsborg, KS
Deerfield High School	Deerfield, KS	Marais des Cygnes Valley High School	Melvern, KS	Stafford High School*	Stafford, KS
Dighton High School*	Dighton, KS	McPherson High School	McPherson, KS	Sublette High School*	Sublette, KS
Dodge City High School	Dodge City, KS	Minneola High School*	Minneola, KS	Syracuse High School	Syracuse, KS
Doniphan West High School	Highland, KS	Mission Valley Jr/Sr High School*	Eskridge, KS	Thomas More Prep-Marian HS*	Hays, KS
Ellinwood High School	Ellinwood, KS	Moscow High School	Moscow, KS	Tonganoxie High School*	Tonganoxie, KS
Emporia High School*	Emporia, KS	Mulvane High School	Mulvane, KS	Topeka High School	Topeka, KS
Erie High School	Erie, KS	Nemaha Central High School*	Seneca, KS	Ulysses High School	Ulysses, KS
Eureka Jr. Sr. High School*	Eureka, KS	Neodesha High School	Neodesha, KS	Wakefield High School*	Wakefield, KS
F. L. Schlagle High School*	Kansas City, KS	Ness City High School*	Ness City, KS	Washburn Rural High School	Topeka, KS
Fort Scott High School*	Fort Scott, KS	Newton High School	Newton, KS	Washington High School	Kansas City, KS
Fredonia Junior Senior High School*	Fredonia, KS	Northeast Magnet High School*	Bel Aire, KS	White City High School*	White City, KS
Frontenac High School*	Frontenac, KS	Olathe East High School	Olathe, KS	Wichita Heights High School	Wichita, KS
Garden City High School	Garden City, KS	Olathe North High School	Olathe, KS	Wichita High School East	Wichita, KS
Great Bend High School*	Great Bend, KS	Olathe South High School*	Olathe, KS	Wichita High School North*	Wichita, KS
Greeley County High School*	Greeley, KS	Olathe West High School	Olathe, KS	Wichita High School South	Wichita, KS
Halstead High School	Halstead, KS	Osage City High School*	Osage City, KS	Wichita High School Southeast*	Wichita, KS
Hayden High School*	Topeka, KS	Ottawa High School*	Ottawa, KS	Wichita High School West	Wichita, KS
Hesston High School*	Hesston, KS	Parsons High School*	Parsons, KS	*denotes first year qualifier	

IN THIS SECTION:

Admissions

Adult Education

Apply Free Days

Apply Kansas

Plan Your Apply Kansas Event

Site Coordinator Information and Resources

All Star High School Program

High School Counselor Resources

Dual Credit

Credit for Prior Learning

FAFSA Completion Challenge

FAFSA Resources

Free Expression Statement

Information for Counselors

Information for Students and Prospective Students

Kansas High School Diploma

Military & Veteran Resources

Residency FAQ

Reverse Transfer

Student Financial Aid

Student Health Insurance

Transfer & Articulation

University Student Complaints



1000 SW Jackson Street Ste 520
Topeka, KS 66612-1368
785.430.4240
© Kansas Board of Regents

★ LEADING HIGHER EDUCATION ★

Notice: *This site contains certain statistical and financial data relating to activities of the Department of Administration of the State of Kansas and has not been prepared or maintained as a source of investor information and should not be relied upon for investment purposes. Investor information regarding State bonds is available at www.emma.msrb.org.*

Level of Determination USD 113

1 message

Sarah Reed <sreed@ksde.org>

Mon, Apr 22, 2024 at 3:39 PM

To: "a.haussler@holtonks.net" <A.haussler@holtonks.net>

Cc: "evanst@usd113.org" <evanst@usd113.org>, "scobyl@usd113.org" <scobyl@usd113.org>



900 S.W. Jackson Street, Suite 102
Topeka, Kansas 66612-1212

(785) 296-3201

www.ksde.org

April 22, 2024

Dear Amy Haussler,

Congratulations, USD 113 has been assigned a Meets Requirements level of determination (LOD) through the IDEA State Performance Plan (SPP) Report for FFY 2022. "Meets Requirements" is the highest status level for district IDEA LOD. The district earned this LOD through its compliance on all SPP compliance indicators, the timely submission of accurate data, IDEA-related single audit findings, IDEA findings from file review, complaint, and due process hearing findings. The district may access its District Level of Determination Report and the District Expanded report at www.ksdetasn.org by clicking the Kansas APR Reports (Login) link found in the Quick Links section about halfway down the page.

As a result of the district's Meets Requirements LOD for FFY 2022, USD 113 is eligible for several fiscal and program rewards, which are listed in the district's Kansas APR Expanded Report. The following summary provides additional information regarding these rewards, including status updates or timelines by which rewards may be accessed. Please review this information and note available rewards for the district.

- *This letter is written notification of the district's Meets Requirements LOD to the special education director, superintendent, and local school board president through the official notification of the district's LOD status is provided in the IDEA FFY 2022 SPP Report.*
- *KSDE recognizes that achievement and continuation of a Meets Requirements LOD requires quality leadership and appropriate knowledge of IDEA requirements and best practices. Therefore, as a reward for achieving Meets Requirements, an additional stipend to support professional learning opportunities for district leadership is made available to the district through the TIP application process and budget.*
- *Achieving a Meets Requirements LOD is an accomplishment to share with interested parties and acknowledge with district leadership and staff. KSDE provides a recognition banner the district may place on websites or other district publications. The recognition banner may be found in the expanded report on the Kansas APR Reports website.*
- *The district may use the 50% Maintenance of Effort reduction. As a district achieving Meets Requirements LOD, the district, or LEA as applicable, may be eligible for taking an MOE Adjustment of up to 50% of an LEA's increase in federal IDEA Part B Section 611 and 619 funding, for the purposes of meeting*

IDEA Maintenance of Effort eligibility and compliance requirements.

Congratulations again on achieving the Meets Requirements LOD for FFY 2022 and your continued efforts toward improving outcomes for Kansas students.

If you have any questions regarding the LOD process or the rewards outlined in this letter, please contact Doug Tressler at dressler@keystonelearning.com or Brian Dempsey at bdempsey@ksde.org.

Sincerely,



Bert Moore, Director

Special Education and Title Services

CC: Todd Evans, Leslie Scoby

Thank you,
Sarah



900 S.W. Jackson Street, Suite 102
Topeka, Kansas 66612-1212

Sarah Reed

Administration Specialist

Special Education & Title Services

(785) 296-4602

sreed@ksde.org

www.ksde.org

Kansas leads the world in the success of each student.

The Kansas State Department of Education does not discriminate on the basis of race, color, national origin, sex, disability or age in its programs and activities and provides equal access to the Boy Scouts and other designated youth groups. The following person has been designated to handle inquiries regarding the nondiscrimination policies: KSDE General Counsel, Office of General Counsel, KSDE, Landon State Office Building, 900 S.W. Jackson, Suite 102, Topeka, KS 66612, (785) 296-3201.



900 S.W. Jackson Street, Suite 102
Topeka, Kansas 66612-1212
(785) 296-3201
www.ksde.org

image001.png
17K

Updated 5/2/2024		Col 1	Col 2	Col 3	Col 4	Col 5	Col 6	Col 7	Additional Appropriation above FY 2024 Appropriation:				73,000,302	
USD#	County	USD Name	2022-2023	2022-2023	2022-2023	2022-2023	2022-2023	2022-2023	2022-2023	2022-2023	2022-2023	2022-2023	2022-2023	2023-2024 Est.
			SPED Expenditures	SPED Aid	State Aid % of Total Expenditures	Federal Entitlement	Federal Entitlement % of Total Expenditures	Medicaid Reimbursements	Medicaid Reimbursements % of Total Expenditures	Local Effort	Local Effort % of Total Expenditures	District Proportion of Statewide Local Effort	Additional State Aid Based on District Local Effort	
D0999		State Totals	1,118,061,228	522,845,150	47%	111,282,253	10%	48,607,809	4%	435,326,016	39%			
		Interlocal Totals	67,772,660	12,544,864	19%	24,181,606	36%	8,996,932	13%	22,049,258	33%			
		Cooperative Totals	60,111,115	0	0%	30,433,358	51%	12,046,104	20%	17,631,653	29%			
		District Totals	990,177,453	510,300,286	52%	56,667,289	6%	27,564,773	3%	395,645,105	40%		73,000,302	
D0101	Neosho	Erie-Galesburg	853,482	517,771	61%	0	0%	0	0%	335,711	39%	0.085%	61,942	
D0102	Gray	Cimarron-Ensign	739,609	470,881	64%	0	0%	0	0%	268,728	36%	0.068%	49,583	
D0103	Cheyenne	Cheylin	215,825	103,352	48%	0	0%	0	0%	112,473	52%	0.028%	20,752	
D0105	Rawlins	Rawlins County	569,569	275,311	48%	0	0%	0	0%	294,258	52%	0.074%	54,293	
D0106	Ness	Western Plains	136,713	85,730	63%	0	0%	0	0%	50,983	37%	0.013%	9,407	
D0107	Jewell	Rock Hills	724,069	357,422	49%	0	0%	0	0%	366,647	51%	0.093%	67,650	
D0108	Washington	Washington Co. Schools	569,880	320,160	56%	0	0%	0	0%	249,720	44%	0.063%	46,076	
D0109	Republic	Republic County	832,106	442,221	53%	0	0%	0	0%	389,885	47%	0.099%	71,938	
D0110	Phillips	Thunder Ridge Schools	372,309	228,016	61%	0	0%	0	0%	144,293	39%	0.036%	26,623	
D0111	Doniphan	Doniphan West Schools	522,219	413,318	79%	0	0%	0	0%	108,901	21%	0.028%	20,093	
D0112	Ellsworth	Central Plains	884,526	536,531	61%	0	0%	0	0%	347,995	39%	0.088%	64,208	
D0113	Nemaha	Prairie Hills	1,252,735	705,755	56%	0	0%	0	0%	546,980	44%	0.138%	100,923	
D0114	Doniphan	Riverside	929,037	607,490	65%	0	0%	0	0%	321,547	35%	0.081%	59,328	
D0115	Nemaha	Nemaha Central	956,512	563,261	59%	0	0%	0	0%	393,251	41%	0.099%	72,559	
D0200	Greeley	Greeley County Schools	262,938	152,251	58%	0	0%	0	0%	110,687	42%	0.028%	20,423	
D0202	Wyandotte	Turner-Kansas City	7,225,049	3,193,353	44%	938,779	13%	603,143	8%	2,489,774	34%	0.629%	459,387	
D0203	Wyandotte	Piper-Kansas City	5,225,337	2,947,228	56%	0	0%	181,992	3%	2,096,117	40%	0.530%	386,754	
D0204	Wyandotte	Bonner Springs	5,121,015	3,191,064	62%	0	0%	0	0%	1,929,951	38%	0.488%	356,094	
D0205	Butler	Bluestem	915,000	582,094	64%	0	0%	0	0%	332,906	36%	0.084%	61,424	
D0206	Butler	Remington-Whitewater	809,038	560,326	69%	0	0%	0	0%	248,712	31%	0.063%	45,890	
D0207	Leavenworth	Fort Leavenworth	2,702,823	1,211,114	45%	305,902	11%	15,976	1%	1,169,831	43%	0.296%	215,845	
D0208	Trego	Wakeeney	831,492	413,720	50%	0	0%	0	0%	417,772	50%	0.106%	77,083	
D0209	Stevens	Moscow Public Schools	152,729	90,068	59%	0	0%	0	0%	62,661	41%	0.016%	11,562	
D0210	Stevens	Hugoton Public Schools	999,909	595,712	60%	0	0%	0	0%	404,197	40%	0.102%	74,578	
D0211	Norton	Norton Community Schools	1,419,231	840,099	59%	0	0%	0	0%	579,132	41%	0.146%	106,855	
D0212	Norton	Northern Valley	323,571	180,886	56%	0	0%	0	0%	142,685	44%	0.036%	26,327	
D0214	Grant	Ulysses	1,561,501	912,586	58%	0	0%	0	0%	648,915	42%	0.164%	119,731	
D0215	Kearny	Lakin	641,920	372,204	58%	0	0%	28,876	4%	240,840	38%	0.061%	44,437	
D0216	Kearny	Deerfield	212,307	123,980	58%	0	0%	0	0%	88,327	42%	0.022%	16,297	
D0217	Morton	Rolla	135,009	77,105	57%	0	0%	0	0%	57,904	43%	0.015%	10,684	
D0218	Morton	Elkhart	420,448	243,381	58%	0	0%	6,298	1%	170,769	41%	0.043%	31,509	
D0219	Clark	Minneola	291,951	182,927	63%	0	0%	0	0%	109,024	37%	0.028%	20,116	
D0220	Clark	Ashland	244,095	146,713	60%	0	0%	0	0%	97,382	40%	0.025%	17,968	
D0223	Washington	Barnes	696,214	459,538	66%	0	0%	0	0%	236,676	34%	0.060%	43,669	
D0224	Washington	Clifton-Clyde	466,297	258,179	55%	0	0%	0	0%	208,118	45%	0.053%	38,400	
D0225	Meade	Fowler	147,475	91,878	62%	0	0%	0	0%	55,597	38%	0.014%	10,258	
D0226	Meade	Meade	464,393	275,544	59%	0	0%	0	0%	188,849	41%	0.048%	34,844	
D0227	Hodgeman	Hodgeman County Schools	366,819	224,017	61%	0	0%	0	0%	142,802	39%	0.036%	26,348	
D0229	Johnson	Blue Valley	57,117,238	25,362,755	44%	3,896,772	7%	1,049,617	2%	26,808,094	47%	6.776%	4,946,349	
D0230	Johnson	Spring Hill	7,696,696	3,671,575	48%	880,583	11%	205,718	3%	2,938,820	38%	0.743%	542,240	
D0231	Johnson	Gardner Edgerton	16,651,457	8,757,544	53%	1,029,153	6%	391,056	2%	6,473,704	39%	1.636%	1,194,460	
D0232	Johnson	De Soto	14,584,357	6,720,555	46%	1,273,363	9%	249,410	2%	6,341,029	43%	1.603%	1,169,980	
D0233	Johnson	Olathe	77,729,701	35,939,864	46%	5,867,944	8%	2,326,192	3%	33,595,701	43%	8.491%	6,198,728	
D0234	Bourbon	Fort Scott	4,007,419	2,010,380	50%	426,774	11%	272,631	7%	1,297,634	32%	0.328%	239,426	
D0235	Bourbon	Uniontown	811,880	505,085	62%	0	0%	0	0%	306,795	38%	0.078%	56,607	
D0237	Smith	Smith Center	1,058,976	582,845	55%	0	0%	0	0%	476,131	45%	0.120%	87,851	
D0239	Ottawa	North Ottawa County	1,312,027	786,468	60%	0	0%	0	0%	525,559	40%	0.133%	96,971	
D0240	Ottawa	Twin Valley	1,141,871	630,269	55%	0	0%	0	0%	511,602	45%	0.129%	94,395	
D0241	Wallace	Wallace County Schools	217,378	104,800	48%	0	0%	0	0%	112,578	52%	0.028%	20,772	
D0242	Wallace	Weskan	202,532	85,795	42%	0	0%	0	0%	116,737	58%	0.030%	21,539	
D0243	Coffey	Lebo-Waverly	890,004	686,331	77%	0	0%	0	0%	203,673	23%	0.051%	37,580	
D0244	Coffey	Burlington	1,674,662	1,229,493	73%	0	0%	0	0%	445,169	27%	0.113%	82,138	
D0245	Coffey	LeRoy-Gridley	278,647	204,822	74%	0	0%	0	0%	73,825	26%	0.019%	13,621	
D0246	Crawford	Northeast	834,516	552,746	66%	0	0%	0	0%	281,770	34%	0.071%	51,989	
D0247	Crawford	Cherokee	716,132	467,357	65%	0	0%	0	0%	248,775	35%	0.063%	45,901	
D0248	Crawford	Girard	1,631,984	1,043,703	64%	0	0%	0	0%	588,281	36%	0.149%	108,543	

			Col 1	Col 2	Col 3	Col 4	Col 5	Col 6	Col 7	Col 8	Col 9	Col 10	Col 11
			2022-2023	2022-2023	2022-2023	2022-2023	2022-2023	2022-2023	2022-2023	2022-2023	2022-2023	2022-2023	2023-2024 Est.
USD#	County	USD Name	SPED Expenditures	SPED Aid	State Aid % of Total Expenditures	Federal Entitlement	Federal % of Total Expenditures	Medicaid Reimbursements	Medicaid Reimbursements % of Total Expenditures	Local Effort	Local Effort % of Total Expenditures	District Proportion of Statewide Local Effort	Additional District Aid Based on District Local Effort
D0999		State Totals	1,118,061,228	522,845,150	47%	111,282,253	10%	48,607,809	4%	435,326,016	39%		
		Interlocal Totals	67,772,660	12,544,864	19%	24,181,606	36%	8,996,932	13%	22,049,258	33%		
		Cooperative Totals	60,111,115	0	0%	30,433,358	51%	12,046,104	20%	17,631,653	29%		
		District Totals	990,177,453	510,300,286	52%	56,667,289	6%	27,564,773	3%	395,645,105	40%		73,000,302
D0249	Crawford	Frontenac Public Schools	1,557,575	987,860	63%	0	0%	0	0%	569,715	37%	0.144%	105,118
D0250	Crawford	Pittsburg	5,274,132	3,457,085	66%	0	0%	0	0%	1,817,047	34%	0.459%	335,263
D0251	Lyon	North Lyon County	773,999	510,361	66%	0	0%	0	0%	263,638	34%	0.067%	48,644
D0252	Lyon	Southern Lyon County	1,057,957	684,323	65%	0	0%	0	0%	373,634	35%	0.094%	68,939
D0253	Lyon	Emporia	6,579,769	4,230,196	64%	0	0%	0	0%	2,349,573	36%	0.594%	433,519
D0254	Barber	Barber County North	998,332	597,861	60%	0	0%	0	0%	400,471	40%	0.101%	73,891
D0255	Barber	South Barber	453,682	263,891	58%	0	0%	14,757	3%	175,034	39%	0.044%	32,295
D0256	Allen	Marmaton Valley	454,162	270,199	59%	0	0%	0	0%	183,963	41%	0.046%	33,943
D0257	Allen	Iola	2,050,257	1,258,146	61%	0	0%	0	0%	792,111	39%	0.200%	146,152
D0258	Allen	Humboldt	1,416,547	935,472	66%	0	0%	0	0%	481,075	34%	0.122%	88,763
D0259	Sedgwick	Wichita	131,182,568	57,891,517	44%	12,317,684	9%	8,767,710	7%	52,205,657	40%	13.195%	9,632,443
D0260	Sedgwick	Derby	12,821,821	6,195,894	48%	1,567,199	12%	812,941	6%	4,245,787	33%	1.073%	783,388
D0261	Sedgwick	Haysville	14,088,092	6,403,128	45%	1,247,368	9%	209,108	1%	6,228,488	44%	1.574%	1,149,216
D0262	Sedgwick	Valley Center Pub Sch	6,272,605	3,413,452	54%	0	0%	282,831	5%	2,576,322	41%	0.651%	475,356
D0263	Sedgwick	Mulvane	3,675,949	1,982,491	54%	351,029	10%	113,586	3%	1,228,843	33%	0.311%	226,733
D0264	Sedgwick	Clearwater	2,365,849	1,371,991	58%	0	0%	110,688	5%	883,170	37%	0.223%	162,953
D0265	Sedgwick	Goddard	13,427,127	7,176,034	53%	0	0%	391,546	3%	5,859,547	44%	1.481%	1,081,142
D0266	Sedgwick	Maize	16,730,242	9,621,736	58%	0	0%	228,646	1%	6,879,860	41%	1.739%	1,269,400
D0267	Sedgwick	Renwick	4,219,396	2,365,573	56%	0	0%	75,408	2%	1,778,415	42%	0.449%	328,135
D0268	Sedgwick	Cheney	1,479,768	921,912	62%	0	0%	51,883	4%	505,973	34%	0.128%	93,357
D0269	Rooks	Palco	201,485	104,261	52%	0	0%	0	0%	97,224	48%	0.025%	17,939
D0270	Rooks	Plainville	711,228	436,215	61%	0	0%	0	0%	275,013	39%	0.070%	50,743
D0271	Rooks	Stockton	650,597	397,517	61%	0	0%	0	0%	253,080	39%	0.064%	46,696
D0272	Mitchell	Waconda	667,508	327,650	49%	0	0%	0	0%	339,858	51%	0.086%	62,707
D0273	Mitchell	Beloit	1,762,865	963,349	55%	0	0%	0	0%	799,516	45%	0.202%	147,518
D0274	Logan	Oakley	736,126	355,441	48%	0	0%	0	0%	380,685	52%	0.096%	70,240
D0275	Logan	Triplains	187,895	99,443	53%	0	0%	0	0%	88,452	47%	0.022%	16,320
D0281	Graham	Graham County	874,605	422,991	48%	0	0%	5,909	1%	445,705	51%	0.113%	82,237
D0282	Elk	West Elk	1,620,480	846,084	52%	0	0%	0	0%	774,396	48%	0.196%	142,883
D0283	Elk	Elk Valley	594,944	361,049	61%	0	0%	0	0%	233,895	39%	0.059%	43,156
D0284	Chase	Chase County	657,254	437,453	67%	0	0%	0	0%	219,801	33%	0.056%	40,555
D0285	Chautauqua	Cedar Vale	262,896	179,437	68%	0	0%	0	0%	83,459	32%	0.021%	15,399
D0286	Chautauqua	Chautauqua Co Community	1,297,144	688,471	53%	0	0%	62,096	5%	546,577	42%	0.138%	100,849
D0287	Franklin	West Franklin	1,413,783	850,216	60%	0	0%	0	0%	563,567	40%	0.142%	103,983
D0288	Franklin	Central Heights	799,359	547,610	69%	0	0%	0	0%	251,749	31%	0.064%	46,450
D0289	Franklin	Wellsville	1,725,403	988,607	57%	0	0%	55,970	3%	680,826	39%	0.172%	125,619
D0290	Franklin	Ottawa	5,587,761	2,760,100	49%	547,841	10%	232,052	4%	2,047,768	37%	0.518%	377,833
D0291	Gove	Grinnell Public Schools	153,683	81,173	53%	0	0%	0	0%	72,510	47%	0.018%	13,379
D0292	Gove	Wheatland	212,886	102,580	48%	0	0%	0	0%	110,306	52%	0.028%	20,353
D0293	Gove	Quinter Public Schools	779,544	376,955	48%	0	0%	0	0%	402,589	52%	0.102%	74,282
D0294	Decatur	Oberlin	856,248	365,193	43%	0	0%	17,312	2%	473,743	55%	0.120%	87,410
D0297	Cheyenne	St Francis Comm Sch	319,939	192,435	60%	0	0%	0	0%	127,504	40%	0.032%	23,526
D0298	Lincoln	Lincoln	706,456	355,795	50%	0	0%	0	0%	350,661	50%	0.089%	64,700
D0299	Lincoln	Sylvan Grove	510,755	254,365	50%	0	0%	11,832	2%	244,558	48%	0.062%	45,123
D0300	Comanche	Comanche County	668,009	407,972	61%	0	0%	0	0%	260,037	39%	0.066%	47,979
D0303	Ness	Ness City	352,366	212,181	60%	0	0%	0	0%	140,185	40%	0.035%	25,865
D0305	Saline	Salina	13,546,492	8,063,424	60%	0	0%	0	0%	5,483,068	40%	1.386%	1,011,678
D0306	Saline	Southeast Of Saline	1,259,616	721,038	57%	0	0%	0	0%	538,578	43%	0.136%	99,373
D0307	Saline	El-Saline	773,313	447,318	58%	0	0%	0	0%	325,995	42%	0.082%	60,149
D0308	Reno	Hutchinson Public Schools	11,025,303	5,262,910	48%	1,209,324	11%	336,397	3%	4,216,672	38%	1.066%	778,016
D0309	Reno	Nickerson	1,665,989	1,325,390	80%	0	0%	0	0%	340,599	20%	0.086%	62,844
D0310	Reno	Fairfield	507,500	322,954	64%	0	0%	0	0%	184,546	36%	0.047%	34,051
D0311	Reno	Pretty Prairie	528,816	351,302	66%	0	0%	0	0%	177,514	34%	0.045%	32,753
D0312	Reno	Haven Public Schools	1,471,462	1,001,332	68%	0	0%	0	0%	470,130	32%	0.119%	86,743
D0313	Reno	Buhler	4,166,700	2,687,093	64%	0	0%	75,234	2%	1,404,373	34%	0.355%	259,120
D0314	Thomas	Brewster	288,760	177,879	62%	0	0%	0	0%	110,881	38%	0.028%	20,459
D0315	Thomas	Colby Public Schools	1,152,474	603,061	52%	0	0%	0	0%	549,413	48%	0.139%	101,372
D0316	Thomas	Golden Plains	400,139	222,983	56%	0	0%	6,835	2%	170,321	43%	0.043%	31,426

			Col 1	Col 2	Col 3	Col 4	Col 5	Col 6	Col 7	Col 8	Col 9	Col 10	Col 11
			2022-2023	2022-2023	2022-2023	2022-2023	2022-2023	2022-2023	2022-2023	2022-2023	2022-2023	2022-2023	2023-2024 Est.
USD#	County	USD Name	SPED Expenditures	SPED Aid	State Aid % of Total Expenditures	Federal Entitlement	Federal % of Total Expenditures	Medicaid Reimbursements	Medicaid Reimbursements % of Total Expenditures	Local Effort	Local Effort % of Total Expenditures	District Proportion of Statewide Local Effort	Additional State Aid Based on District Local Effort
D0999		State Totals	1,118,061,228	522,845,150	47%	111,282,253	10%	48,607,809	4%	435,326,016	39%		
		Interlocal Totals	67,772,660	12,544,864	19%	24,181,606	36%	8,996,932	13%	22,049,258	33%		
		Cooperative Totals	60,111,115	0	0%	30,433,358	51%	12,046,104	20%	17,631,653	29%		
		District Totals	990,177,453	510,300,286	52%	56,667,289	6%	27,564,773	3%	395,645,105	40%		73,000,302
D0320	Pottawatomie	Wamego	2,523,877	1,614,569	64%	0	0%	0	0%	909,308	36%	0.230%	167,776
D0321	Pottawatomie	Kaw Valley	3,308,119	1,876,449	57%	259,602	8%	69,759	2%	1,102,309	33%	0.279%	203,387
D0322	Pottawatomie	Onaga-Havensville-Wheaton	369,069	219,040	59%	0	0%	0	0%	150,029	41%	0.038%	27,682
D0323	Pottawatomie	Rock Creek	1,871,813	1,226,085	66%	0	0%	0	0%	645,728	34%	0.163%	119,143
D0325	Phillips	Phillipsburg	1,249,832	727,590	58%	0	0%	0	0%	522,242	42%	0.132%	96,359
D0326	Phillips	Logan	268,172	163,769	61%	0	0%	0	0%	104,403	39%	0.026%	19,263
D0327	Ellsworth	Ellsworth	1,167,268	685,314	59%	0	0%	0	0%	481,954	41%	0.122%	88,925
D0329	Wabaunsee	Wabaunsee	611,129	393,927	64%	0	0%	0	0%	217,202	36%	0.055%	40,076
D0330	Wabaunsee	Mission Valley	1,389,410	758,044	55%	116,624	8%	13,588	1%	501,154	36%	0.127%	92,468
D0331	Kingman	Kingman - Norwich	1,794,110	1,045,052	58%	0	0%	0	0%	749,058	42%	0.189%	138,208
D0332	Kingman	Cunningham	438,184	262,865	60%	0	0%	0	0%	175,319	40%	0.044%	32,348
D0333	Cloud	Concordia	1,778,090	952,891	54%	0	0%	0	0%	825,199	46%	0.209%	152,257
D0334	Cloud	Southern Cloud	389,708	249,046	64%	0	0%	0	0%	140,662	36%	0.036%	25,953
D0335	Jackson	North Jackson	269,567	265,239	98%	0	0%	2,712	1%	1,616	1%	0.000%	298
D0336	Jackson	Holton	1,285,678	743,137	58%	0	0%	0	0%	542,541	42%	0.137%	100,104
D0337	Jackson	Royal Valley	1,231,666	753,837	61%	0	0%	14,062	1%	463,767	38%	0.117%	85,569
D0338	Jefferson	Valley Falls	777,390	535,156	69%	0	0%	0	0%	242,234	31%	0.061%	44,694
D0339	Jefferson	Jefferson County North	962,988	635,305	66%	0	0%	14,392	1%	313,291	33%	0.079%	57,805
D0340	Jefferson	Jefferson West	1,577,723	1,052,087	67%	0	0%	0	0%	525,636	33%	0.133%	96,985
D0341	Jefferson	Oskaloosa Public Schools	1,314,788	923,406	70%	0	0%	0	0%	391,382	30%	0.099%	72,214
D0342	Jefferson	McLouth	1,006,884	674,095	67%	0	0%	0	0%	332,789	33%	0.084%	61,403
D0343	Jefferson	Perry Public Schools	1,357,254	919,262	68%	0	0%	0	0%	437,992	32%	0.111%	80,814
D0344	Linn	Pleasanton	608,380	356,090	59%	0	0%	0	0%	252,290	41%	0.064%	46,550
D0345	Shawnee	Seaman	9,725,645	5,223,281	54%	809,937	8%	566,328	6%	3,126,099	32%	0.790%	576,795
D0346	Linn	Jayhawk	1,457,475	862,027	59%	0	0%	0	0%	595,448	41%	0.151%	109,866
D0347	Edwards	Kinsley-Offerle	634,258	355,656	56%	0	0%	0	0%	278,602	44%	0.070%	51,405
D0348	Douglas	Baldwin City	2,809,305	1,701,526	61%	0	0%	157,025	6%	950,754	34%	0.240%	175,423
D0349	Stafford	Stafford	537,669	301,550	56%	0	0%	0	0%	236,119	44%	0.060%	43,566
D0350	Stafford	St John-Hudson	662,550	406,926	61%	0	0%	0	0%	255,624	39%	0.065%	47,165
D0351	Stafford	Macksville	361,505	249,574	69%	0	0%	0	0%	111,931	31%	0.028%	20,652
D0352	Sherman	Goodland	1,656,457	939,334	57%	0	0%	0	0%	717,123	43%	0.181%	132,316
D0353	Sumner	Wellington	3,787,715	2,209,196	58%	413,971	11%	199,648	5%	964,900	25%	0.244%	178,033
D0355	Barton	Ellinwood Public Schools	817,871	549,333	67%	0	0%	0	0%	268,538	33%	0.068%	49,548
D0356	Sumner	Conway Springs	844,039	470,339	56%	0	0%	41,054	5%	332,646	39%	0.084%	61,376
D0357	Sumner	Belle Plaine	1,245,788	820,831	66%	0	0%	0	0%	424,957	34%	0.107%	78,409
D0358	Sumner	Oxford	899,879	590,628	66%	0	0%	5,637	1%	303,614	34%	0.077%	56,020
D0359	Sumner	Argonia Public Schools	456,132	291,093	64%	0	0%	0	0%	165,039	36%	0.042%	30,451
D0360	Sumner	Caldwell	497,220	382,593	77%	0	0%	0	0%	114,627	23%	0.029%	21,150
D0361	Harper	Chaparral Schools	1,706,036	1,039,216	61%	0	0%	0	0%	666,820	39%	0.169%	123,035
D0362	Linn	Prairie View	2,497,909	1,665,772	67%	0	0%	0	0%	832,137	33%	0.210%	153,537
D0363	Finney	Holcomb	932,758	541,469	58%	0	0%	0	0%	391,289	42%	0.099%	72,197
D0364	Marshall	Marysville	1,558,943	719,624	46%	0	0%	0	0%	839,319	54%	0.212%	154,862
D0365	Anderson	Garnett	1,803,721	1,134,193	63%	0	0%	0	0%	669,528	37%	0.169%	123,534
D0366	Woodson	Woodson	807,440	497,129	62%	0	0%	0	0%	310,311	38%	0.078%	57,255
D0367	Miami	Osawatomie	2,955,087	1,830,139	62%	0	0%	84,937	3%	1,040,011	35%	0.263%	191,892
D0368	Miami	Paola	3,098,273	1,927,353	62%	0	0%	0	0%	1,170,920	38%	0.296%	216,046
D0369	Harvey	Burrton	394,581	252,820	64%	0	0%	0	0%	141,761	36%	0.036%	26,156
D0371	Gray	Montezuma	213,923	123,902	58%	0	0%	0	0%	90,021	42%	0.023%	16,610
D0372	Shawnee	Silver Lake	1,215,214	596,735	49%	147,199	12%	32,994	3%	438,286	36%	0.111%	80,868
D0373	Harvey	Newton	5,717,521	3,438,934	60%	0	0%	171,441	3%	2,107,146	37%	0.533%	388,789
D0374	Haskell	Sublette	400,316	230,833	58%	0	0%	10,944	3%	158,539	40%	0.040%	29,252
D0375	Butler	Circle	2,491,806	1,702,929	68%	0	0%	25,444	1%	763,433	31%	0.193%	140,861
D0376	Rice	Sterling	888,005	492,538	55%	0	0%	27,858	3%	367,609	41%	0.093%	67,827
D0377	Atchison	Atchison Co Comm Schools	1,069,662	694,641	65%	0	0%	0	0%	375,021	35%	0.095%	69,195
D0378	Riley	Riley County	1,066,489	693,400	65%	0	0%	0	0%	373,089	35%	0.094%	68,838
D0379	Clay	Clay County	1,909,829	1,175,740	62%	0	0%	0	0%	734,089	38%	0.186%	135,446
D0380	Marshall	Vermillion	680,441	405,090	60%	0	0%	0	0%	275,351	40%	0.070%	50,805
D0381	Ford	Spearville	382,842	234,403	61%	0	0%	0	0%	148,439	39%	0.038%	27,388

			Col 1	Col 2	Col 3	Col 4	Col 5	Col 6	Col 7	Col 8	Col 9	Col 10	Col 11
			2022-2023	2022-2023	2022-2023	2022-2023	2022-2023	2022-2023	2022-2023	2022-2023	2022-2023	2022-2023	2023-2024 Est.
USD#	County	USD Name	SPED Expenditures	SPED Aid	State Aid % of Total Expenditures	Federal Entitlement	Federal Entitlement % of Total Expenditures	Medicaid Reimbursements	Medicaid Reimbursements % of Total Expenditures	Local Effort	Local Effort % of Total Expenditures	District Proportion of Statewide Local Effort	Additional District Aid Based on District Local Effort
D0999		State Totals	1,118,061,228	522,845,150	47%	111,282,253	10%	48,607,809	4%	435,326,016	39%		
		Interlocal Totals	67,772,660	12,544,864	19%	24,181,606	36%	8,996,932	13%	22,049,258	33%		
		Cooperative Totals	60,111,115	0	0%	30,433,358	51%	12,046,104	20%	17,631,653	29%		
		District Totals	990,177,453	510,300,286	52%	56,667,289	6%	27,564,773	3%	395,645,105	40%		73,000,302
D0382	Pratt	Pratt	2,351,540	1,335,297	57%	0	0%	20,595	1%	995,648	42%	0.252%	183,707
D0383	Riley	Manhattan-Ogden	16,790,359	8,748,761	52%	1,473,380	9%	818,289	5%	5,749,929	34%	1.453%	1,060,917
D0384	Riley	Blue Valley	503,936	295,021	59%	0	0%	0	0%	208,915	41%	0.053%	38,547
D0385	Butler	Andover	8,186,280	5,434,346	66%	0	0%	52,069	1%	2,699,865	33%	0.682%	498,151
D0386	Greenwood	Madison-Virgil	659,519	432,481	66%	0	0%	0	0%	227,038	34%	0.057%	41,891
D0387	Wilson	Altoona-Midway	322,996	183,952	57%	0	0%	0	0%	139,044	43%	0.035%	25,655
D0388	Ellis	Ellis	579,940	360,481	62%	0	0%	0	0%	219,459	38%	0.055%	40,492
D0389	Greenwood	Eureka	1,222,453	604,525	49%	186,556	15%	60,938	5%	370,434	30%	0.094%	68,349
D0390	Greenwood	Hamilton	191,231	125,905	66%	0	0%	0	0%	65,326	34%	0.017%	12,053
D0392	Osborne	Osborne County	733,446	432,484	59%	0	0%	0	0%	300,962	41%	0.076%	55,530
D0393	Dickinson	Solomon	729,528	445,179	61%	0	0%	17,106	2%	267,243	37%	0.068%	49,309
D0394	Butler	Rose Hill Public Schools	2,056,693	1,435,159	70%	0	0%	0	0%	621,534	30%	0.157%	114,679
D0395	Rush	LaCrosse	552,086	353,106	64%	0	0%	0	0%	198,980	36%	0.050%	36,714
D0396	Butler	Douglass Public Schools	1,022,171	703,324	69%	0	0%	0	0%	318,847	31%	0.081%	58,830
D0397	Marion	Centre	913,582	526,028	58%	0	0%	0	0%	387,554	42%	0.098%	71,507
D0398	Marion	Peabody-Burns	553,346	322,560	58%	0	0%	17,527	3%	213,259	39%	0.054%	39,348
D0399	Russell	Paradise	258,178	154,356	60%	0	0%	0	0%	103,822	40%	0.026%	19,156
D0400	McPherson	Smoky Valley	1,823,884	951,907	52%	0	0%	29,742	2%	842,235	46%	0.213%	155,400
D0401	Rice	Chase-Raymond	283,776	157,929	56%	0	0%	0	0%	125,847	44%	0.032%	23,220
D0402	Butler	Augusta	2,578,402	1,776,868	69%	0	0%	0	0%	801,534	31%	0.203%	147,891
D0403	Rush	Otis-Bison	513,439	340,876	66%	0	0%	3,655	1%	168,908	33%	0.043%	31,165
D0404	Cherokee	Riverton	1,061,742	666,909	63%	0	0%	0	0%	394,833	37%	0.100%	72,850
D0405	Rice	Lyons	1,366,197	737,843	54%	0	0%	0	0%	628,354	46%	0.159%	115,937
D0407	Russell	Russell County	1,706,138	901,854	53%	228,409	13%	45,487	3%	530,388	31%	0.134%	97,862
D0408	Marion	Marion-Florence	1,272,284	752,956	59%	0	0%	0	0%	519,328	41%	0.131%	95,821
D0409	Atchison	Atchison Public Schools	3,844,175	1,773,851	46%	519,916	14%	15,995	0%	1,534,413	40%	0.388%	283,114
D0410	Marion	Durham-Hillsboro-Lehigh	1,491,538	853,864	57%	0	0%	0	0%	637,674	43%	0.161%	117,657
D0411	Marion	Goessel	747,684	430,441	58%	0	0%	0	0%	317,243	42%	0.080%	58,534
D0412	Sheridan	Hoxie Community Schools	631,524	325,317	52%	0	0%	0	0%	306,207	48%	0.077%	56,498
D0413	Neosho	Chanute Public Schools	3,255,712	1,987,146	61%	0	0%	0	0%	1,268,566	39%	0.321%	234,063
D0415	Brown	Hiawatha	1,695,006	966,853	57%	0	0%	0	0%	728,153	43%	0.184%	134,351
D0416	Miami	Louisburg	2,487,244	1,650,299	66%	0	0%	134,601	5%	702,344	28%	0.178%	129,589
D0417	Morris	Morris County	1,389,953	908,699	65%	0	0%	0	0%	481,254	35%	0.122%	88,796
D0418	McPherson	McPherson	5,233,860	2,810,659	54%	0	0%	0	0%	2,423,201	46%	0.612%	447,104
D0419	McPherson	Canton-Galva	720,056	372,025	52%	0	0%	0	0%	348,031	48%	0.088%	64,215
D0420	Osage	Osage City	1,432,110	861,236	60%	0	0%	0	0%	570,874	40%	0.144%	105,332
D0421	Osage	Lyndon	906,497	531,171	59%	0	0%	0	0%	375,326	41%	0.095%	69,251
D0422	Kiowa	Kiowa County	598,300	371,829	62%	0	0%	0	0%	226,471	38%	0.057%	41,786
D0423	McPherson	Moundridge	934,630	505,704	54%	0	0%	0	0%	428,926	46%	0.108%	79,141
D0426	Republic	Pike Valley	355,323	185,153	52%	0	0%	0	0%	170,170	48%	0.043%	31,398
D0428	Barton	Great Bend	3,791,849	2,366,130	62%	0	0%	0	0%	1,425,719	38%	0.360%	263,059
D0429	Doniphan	Troy Public Schools	564,337	400,394	71%	0	0%	0	0%	163,943	29%	0.041%	30,249
D0430	Brown	South Brown County	980,273	561,956	57%	0	0%	1,020	0%	417,297	43%	0.105%	76,995
D0431	Barton	Hoisington	899,463	818,245	91%	0	0%	0	0%	81,218	9%	0.021%	14,985
D0432	Ellis	Victoria	472,632	285,668	60%	0	0%	0	0%	186,964	40%	0.047%	34,497
D0434	Osage	Santa Fe Trail	1,841,601	1,374,966	75%	0	0%	0	0%	466,635	25%	0.118%	86,099
D0435	Dickinson	Abilene	2,888,620	1,710,510	59%	0	0%	0	0%	1,178,110	41%	0.298%	217,373
D0436	Montgomery	Caney Valley	1,005,261	571,977	57%	0	0%	0	0%	433,284	43%	0.110%	79,945
D0437	Shawnee	Auburn Washburn	16,105,315	7,990,413	50%	1,290,216	8%	988,558	6%	5,836,128	36%	1.475%	1,076,821
D0438	Pratt	Skyline Schools	763,829	452,141	59%	0	0%	0	0%	311,688	41%	0.079%	57,509
D0439	Harvey	Sedgwick Public Schools	1,176,780	626,482	53%	0	0%	55,479	5%	494,819	42%	0.125%	91,299
D0440	Harvey	Halstead	1,291,403	773,308	60%	0	0%	0	0%	518,095	40%	0.131%	95,593
D0443	Ford	Dodge City	8,513,697	5,340,118	63%	0	0%	0	0%	3,173,579	37%	0.802%	585,556
D0444	Rice	Little River	522,451	285,070	55%	0	0%	0	0%	237,381	45%	0.060%	43,799
D0445	Montgomery	Coffeyville	2,940,784	1,621,253	55%	0	0%	220,263	7%	1,099,268	37%	0.278%	202,825
D0446	Montgomery	Independence	2,968,933	1,728,130	58%	0	0%	0	0%	1,240,803	42%	0.314%	228,940
D0447	Montgomery	Cherryvale	1,023,760	587,481	57%	0	0%	43,567	4%	392,712	38%	0.099%	72,459
D0448	McPherson	Inman	888,551	479,747	54%	0	0%	0	0%	408,804	46%	0.103%	75,428

			Col 1	Col 2	Col 3	Col 4	Col 5	Col 6	Col 7	Col 8	Col 9	Col 10	Col 11
			2022-2023	2022-2023	2022-2023	2022-2023	2022-2023	2022-2023	2022-2023	2022-2023	2022-2023	2022-2023	2023-2024 Est.
USD#	County	USD Name	SPED Expenditures	SPED Aid	State Aid % of Total Expenditures	Federal Entitlement	Federal % of Total Expenditures	Medicaid Reimbursements	Medicaid Reimbursements % of Total Expenditures	Local Effort	Local Effort % of Total Expenditures	District Proportion of Statewide Local Effort	Additional State Aid Based on District Local Effort
D0999		State Totals	1,118,061,228	522,845,150	47%	111,282,253	10%	48,607,809	4%	435,326,016	39%		
		Interlocal Totals	67,772,660	12,544,864	19%	24,181,606	36%	8,996,932	13%	22,049,258	33%		
		Cooperative Totals	60,111,115	0	0%	30,433,358	51%	12,046,104	20%	17,631,653	29%		
		District Totals	990,177,453	510,300,286	52%	56,667,289	6%	27,564,773	3%	395,645,105	40%		73,000,302
D0449	Leavenworth	Easton	1,164,121	795,638	68%	0	0%	0	0%	368,483	32%	0.093%	67,989
D0450	Shawnee	Shawnee Heights	8,864,330	4,287,687	48%	843,360	10%	266,215	3%	3,467,068	39%	0.876%	639,707
D0452	Stanton	Stanton County	454,673	260,340	57%	0	0%	0	0%	194,333	43%	0.049%	35,856
D0453	Leavenworth	Leavenworth	8,130,802	4,005,003	49%	897,622	11%	357,895	4%	2,870,282	35%	0.725%	529,594
D0454	Osage	Burlingame Public School	610,125	366,914	60%	0	0%	0	0%	243,211	40%	0.061%	44,875
D0456	Osage	Marais Des Cygnes Valley	522,743	306,134	59%	0	0%	0	0%	216,609	41%	0.055%	39,966
D0457	Finney	Garden City	12,086,698	5,497,372	45%	1,735,288	14%	663,041	5%	4,190,997	35%	1.059%	773,279
D0458	Leavenworth	Basehor-Linwood	5,285,728	2,990,251	57%	0	0%	0	0%	2,295,477	43%	0.580%	423,537
D0459	Ford	Bucklin	284,273	177,888	63%	0	0%	9,957	4%	96,428	34%	0.024%	17,792
D0460	Harvey	Hesston	938,551	611,879	65%	0	0%	0	0%	326,672	35%	0.083%	60,274
D0461	Wilson	Neodesha	1,142,561	624,446	55%	0	0%	0	0%	518,115	45%	0.131%	95,597
D0462	Cowley	Central	531,268	370,322	70%	0	0%	0	0%	160,946	30%	0.041%	29,696
D0463	Cowley	Udall	584,682	391,222	67%	0	0%	0	0%	193,460	33%	0.049%	35,695
D0464	Leavenworth	Tonganoxie	3,326,416	1,923,059	58%	0	0%	0	0%	1,403,357	42%	0.355%	258,933
D0465	Cowley	Winfield	4,691,093	2,583,529	55%	0	0%	0	0%	2,107,564	45%	0.533%	388,866
D0466	Scott	Scott County	915,778	560,296	61%	0	0%	0	0%	355,482	39%	0.090%	65,590
D0467	Wichita	Leoti	424,343	241,822	57%	0	0%	9,670	2%	172,851	41%	0.044%	31,893
D0468	Lane	Healy Public Schools	138,768	63,104	45%	0	0%	0	0%	75,664	55%	0.019%	13,961
D0469	Leavenworth	Lansing	6,370,610	3,083,170	48%	555,544	9%	0	0%	2,731,896	43%	0.690%	504,061
D0470	Cowley	Arkansas City	4,831,705	3,272,240	68%	0	0%	0	0%	1,559,465	32%	0.394%	287,736
D0471	Cowley	Dexter	476,334	325,020	68%	0	0%	0	0%	151,314	32%	0.038%	27,919
D0473	Dickinson	Chapman	2,025,075	1,128,624	56%	0	0%	0	0%	896,451	44%	0.227%	165,404
D0474	Kiowa	Haviland	193,171	100,971	52%	0	0%	0	0%	92,200	48%	0.023%	17,012
D0475	Geary	Geary County Schools	17,734,833	8,697,895	49%	1,656,260	9%	985,824	6%	6,394,854	36%	1.616%	1,179,912
D0476	Gray	Copeland	121,385	70,158	58%	0	0%	0	0%	51,227	42%	0.013%	9,452
D0477	Gray	Ingalls	278,589	170,806	61%	0	0%	0	0%	107,783	39%	0.027%	19,887
D0479	Anderson	Crest	515,357	315,075	61%	0	0%	0	0%	200,282	39%	0.051%	36,954
D0480	Seward	Liberal	4,462,124	2,564,905	57%	961,388	22%	281,479	6%	654,352	15%	0.165%	120,734
D0481	Dickinson	Rural Vista	505,831	282,232	56%	0	0%	0	0%	223,599	44%	0.057%	41,256
D0482	Lane	Dighton	278,723	172,049	62%	0	0%	16,400	6%	90,274	32%	0.023%	16,656
D0483	Seward	Kismet-Plains	754,960	465,879	62%	0	0%	0	0%	53,289	38%	0.073%	53,338
D0484	Wilson	Fredonia	940,634	534,847	57%	0	0%	0	0%	405,787	43%	0.103%	74,872
D0487	Dickinson	Herington	781,782	460,979	59%	0	0%	0	0%	320,803	41%	0.081%	59,191
D0489	Ellis	Hays	5,368,940	3,350,425	62%	0	0%	0	0%	2,018,515	38%	0.510%	372,435
D0490	Butler	El Dorado	2,227,631	1,742,910	78%	0	0%	0	0%	484,721	22%	0.123%	89,436
D0491	Douglas	Eudora	3,551,426	2,055,646	58%	0	0%	0	0%	1,495,780	42%	0.378%	275,986
D0492	Butler	Flinthills	496,244	337,403	68%	0	0%	0	0%	158,841	32%	0.040%	29,308
D0493	Cherokee	Columbus	1,509,114	965,707	64%	0	0%	0	0%	543,407	36%	0.137%	100,264
D0494	Hamilton	Syracuse	551,409	321,397	58%	0	0%	0	0%	230,012	42%	0.058%	42,439
D0495	Pawnee	Ft Larned	1,787,488	1,043,946	58%	0	0%	0	0%	743,542	42%	0.188%	137,191
D0496	Pawnee	Pawnee Heights	333,037	202,263	61%	0	0%	0	0%	130,774	39%	0.033%	24,129
D0497	Douglas	Lawrence	25,569,957	12,975,446	51%	2,589,614	10%	278,597	1%	9,726,300	38%	2.458%	1,794,595
D0498	Marshall	Valley Heights	890,914	399,852	45%	0	0%	0	0%	491,062	55%	0.124%	90,606
D0499	Cherokee	Galena	1,290,569	817,190	63%	0	0%	0	0%	473,379	37%	0.120%	87,343
D0500	Wyandotte	Kansas City	24,854,753	11,269,868	45%	0	0%	0	0%	13,584,885	55%	3.434%	2,506,541
D0501	Shawnee	Topeka Public Schools	42,340,712	17,286,226	41%	3,550,870	8%	1,662,987	4%	19,840,629	47%	5.015%	3,660,786
D0502	Edwards	Lewis	252,974	152,299	60%	0	0%	0	0%	100,675	40%	0.025%	18,575
D0503	Labette	Parsons	2,244,405	1,257,775	56%	0	0%	0	0%	986,630	44%	0.249%	182,043
D0504	Labette	Oswego	760,417	516,446	68%	0	0%	0	0%	243,971	32%	0.062%	45,015
D0505	Labette	Chetopa-St. Paul	673,558	435,331	65%	0	0%	0	0%	238,227	35%	0.060%	43,955
D0506	Labette	Labette County	2,608,389	1,701,271	65%	0	0%	0	0%	907,118	35%	0.229%	167,372
D0507	Haskell	Satanta	271,497	159,293	59%	0	0%	0	0%	112,204	41%	0.028%	20,703
D0508	Cherokee	Baxter Springs	1,415,182	915,708	65%	0	0%	0	0%	499,474	35%	0.126%	92,158
D0509	Sumner	South Haven	470,158	340,999	73%	0	0%	0	0%	129,159	27%	0.033%	23,831
D0511	Harper	Attica	389,443	200,158	51%	0	0%	0	0%	189,285	49%	0.048%	34,925
D0512	Johnson	Shawnee Mission Pub Sch	53,889,229	24,543,704	46%	6,571,818	12%	1,876,344	3%	20,897,363	39%	5.282%	3,855,763

BASE 2020-2021 =	4,569
BASE 2021-2022 =	4,706
BASE 2022-2023 =	4,846
BASE 2023-2024 =	5,088
BASE 2024-2025 =	5,378

4/26/2024				Col 1	Col 2	Col 3	Col 4	Col 5	Col 6	Col 7	Col 8	Col 9	Col 10	Col 11	Col 12	Col 13	Col 14	Col 15	Col 16	Col 17	Col 18	Col 19
			Audit	2021-2022 or	2023-2024 Est.	2023-2024 Est.	2023-2024 Est.	9/20/2022 +	9/20/2023 +	9/20/2024 +	2024-2025 Est.	2024-2025 Est.	2024-2025 Est.	2024-2025 Est.	2024-2025 Est.	2024-2025 Est.	2024-2025 Est.	2024-2025 Est.	2024-2025 Est.	2024-2025 Est.	2024-2025 Est.	2024-2025 Est.
				2022-2023	2023-2024 Est.	2023-2024 Est.	Computed Gen Fund	9/20/2022 +	9/20/2023 +	9/20/2024 +	2024-2025 Est.	2024-2025 Est.	2024-2025 Est.	2024-2025 Est.	2024-2025 Est.	2024-2025 Est.	2024-2025 Est.	2024-2025 Est.	2024-2025 Est.	2024-2025 Est.	2024-2025 Est.	2024-2025 Est.
USD #	County	District Name		Est. Adj. Enrollment (Incl PK AR & KAMS)	Total WTD FTE (Excl Spd)	Virtual State Aid	(Excl Spd) (\$,000)	FTE Enroll	FTE Enroll	FTE Enroll	(Higher of 5, Col 6, or Col 7)	Pre-K At-Risk FTE	KAMS FTE	Est. Adj. Enrollment (Incl PK AR & KAMS)	Low/High Enrl WTD FTE	Transportation WTD FTE	Bilingual WTD FTE	At-Risk & HDAR WTD FTE	Vocational WTD FTE	Special Levies (Ancillary/COLA)	Total WTD FTE (Excl Spd)	Virtual State Aid
Total	STATE TOTALS			487,554.8	676,619.5	57,183,259	3,499,823,272	449,386.2	445,481.3	0.0	448,442.0	5,782.7	27.0	454,251.7	53,894.0	22,235.5	9,103.8	110,961.7	10,134.5	12,504.5	673,085.7	57,183,259
101	Neosho	Erie-Galesburg	A	428.5	813.6	33,600	4,173,197	395.5	418.0		418.0	9.5	0.0	427.5	188.5	46.6	0.7	137.9	11.1	0.0	812.3	33,600
102	Gray	Cimmaron-Ensign		634.5	1,037.1		5,276,765	590.1	581.0		581.0	8.0	0.0	581.0	228.2	24.4	36.1	94.9	12.1	0.0	989.3	
103	Cheyenne	Cheylin		148.0	344.4	0.0	1,752,307	147.0	149.5		149.5	1.0	0.0	150.5	132.5	16.7	5.4	35.8	7.2	0.0	348.1	0
105	Rawlins	Rawlins County		374.5	668.3	0.0	3,400,310	374.5	359.3		359.3	0.0	0.0	366.9	169.3	46.8	4.4	62.5	8.3	0.0	658.2	0
106	Ness	Western Plains	A	114.0	290.7	0.0	1,479,082	106.5	110.0		110.0	6.5	0.0	116.5	113.1	9.7	5.0	46.5	4.1	0.0	294.9	0
107	Jewell	Rock Hills		386.0	736.4	0.0	3,749,347	355.5	348.0		348.0	11.0	1.0	363.8	168.3	50.0	0.4	112.0	13.2	0.0	707.7	0
108	Washington	Washington Co. Schools		349.0	650.8	0.0	3,311,270	347.5	351.4		351.4	1.5	0.0	352.9	164.5	42.6	3.5	81.8	10.7	0.0	656.0	0
109	Republic	Republic County		502.8	899.3	0.0	4,375,638	496.3	504.8		504.8	4.0	0.0	508.8	210.3	47.1	0.4	129.6	10.6	0.0	906.8	0
110	Phillips	Thunder Ridge Schools	A	178.0	386.6	0.0	1,967,021	169.5	172.5		172.5	2.0	0.0	174.5	142.5	33.3	0.0	26.9	4.7	0.0	381.9	0
111	Doniphan	Doniphan West Schools		352.2	650.0	0.0	3,307,200	354.2	369.8		369.8	5.0	0.0	374.8	171.9	51.2	0.0	66.7	6.2	0.0	670.8	0
112	Ellsworth	Central Plains	A	486.5	854.2	2,052,400	6,398,570	476.0	403.0		403.0	9.5	1.0	450.0	195.0	67.3	0.0	88.5	7.4	0.0	808.2	2,052,400
113	Nemaha	Prairie Hills		1,043.1	1,499.3	0.0	7,628,438	1,033.1	898.5		898.5	10.0	0.0	975.8	248.4	79.4	0.0	117.6	17.5	0.0	1,438.7	0
114	Doniphan	Riverside	A	603.7	1,062.0	12,880	5,416,336	594.7	605.2		605.2	9.0	0.0	614.2	231.8	56.9	0.0	154.5	16.9	0.0	1,074.3	12,880
115	Nemaha	Nemaha Central		710.5	1,106.0	0.0	5,627,328	692.0	662.8		662.8	18.5	0.0	695.9	243.3	50.7	2.0	82.8	15.1	0.0	1,089.8	0
200	Greeley	Greeley County Schools	A	239.0	468.3	0.0	2,382,710	223.4	223.4		223.4	2.5	0.0	223.4	153.8	20.1	8.5	38.2	8.1	0.0	454.9	0
202	Wandotter	Turner-Kansas City	A	3,772.1	5,870.5	127,249	29,996,353	3,617.6	3,617.5		3,617.5	78.5	1.0	3,697.1	129.5	162.0	127.8	1,580.3	96.2	0.0	5,792.9	127,249
203	Wandotter	Piper-Kansas City	A	2,658.5	3,441.5	72,800	17,583,152	2,638.0	2,651.9		2,651.9	20.5	0.0	2,672.4	93.6	169.4	38.5	289.4	66.8	125.7	3,455.8	72,800
204	Wandotter	Bonner Springs	A	2,421.5	3,369.5	279,019	17,423,035	2,346.0	2,383.4		2,383.4	15.5	0.0	2,398.9	84.1	76.5	28.5	692.0	66.2	0.0	3,346.2	279,019
205	Butler	Bluestem		513.5	920.0	0.0	4,880,960	500.5	493.0		493.0	8.5	0.0	505.3	209.4	71.9	0.0	96.6	25.9	0.0	809.8	0
206	Butler	Remington-Whitewater		470.0	842.0	5,600	4,289,696	457.5	484.6		484.6	5.5	0.0	490.1	205.6	58.2	3.0	90.9	19.5	0.0	867.3	5,600
207	Leavenworth	Pt Leavenworth	A	1,575.6	1,725.3	0.0	8,778,326	1,575.6	1,569.5		1,569.5	0.0	0.0	1,572.6	81.5	24.4	16.3	29.0	0.0	0.0	1,723.8	0
208	Trego	Wakeeney	A	371.3	651.6	0.0	3,315,341	365.8	365.7		365.7	4.5	0.0	370.3	170.4	25.6	0.0	69.8	14.1	0.0	650.2	0
209	Stevens	Moscow Public Schools	A	134.0	310.9	0.0	1,581,859	131.0	133.1		133.1	3.0	0.0	136.1	125.0	7.8	8.6	36.7	0.0	0.0	314.2	0
210	Stevens	Hugoton Public Schools	A	999.5	1,615.4	37,800	8,256,955	966.8	943.0		943.0	16.0	0.0	971.4	248.8	44.0	43.5	256.9	21.1	0.0	1,589.7	37,800
211	Norton	Norton Community Schools		660.9	1,116.1	0.0	5,678,717	640.7	648.1		648.1	15.0	0.0	663.1	239.3	42.0	2.0	169.4	2.8	0.0	1,118.6	0
212	Norton	Northern Valley		143.6	346.9	0.0	1,765,027	135.5	143.5		143.5	4.0	0.0	147.5	131.0	20.1	0.2	47.7	6.2	0.0	352.7	0
214	Grant	Llysses		1,460.0	2,297.1	230,980	11,918,625	1,405.0	1,390.4		1,390.4	25.5	0.0	1,423.2	146.0	55.9	101.5	501.3	46.9	0.0	2,274.8	230,980
215	Kearny	Lakin	A	626.9	1,103.0	0.0	5,612,064	621.9	604.1		604.1	6.0	0.0	618.0	232.5	14.8	21.9	184.4	21.1	0.0	1,092.7	0
216	Kearny	Deerfield		224.0	501.0	0.0	2,549,088	216.5	228.5		228.5	7.5	0.0	236.0	154.3	4.9	23.9	89.6	5.0	0.0	513.7	0
217	Worton	Rolla	A	93.5	243.4	0.0	1,238,419	94.0	89.5		89.5	0.0	0.0	91.8	93.1	9.6	0.0	33.6	2.9	0.0	235.9	0
218	Worton	Elkhart		413.2	746.6	6,258,280	10,056,981	372.0	344.9		344.9	18.7	0.0	377.2	172.7	8.7	17.7	112.9	9.9	0.0	699.1	6,258,280
219	Clark	Wineola	A	247.5	483.4	0.0	2,459,539	245.5	234.5		234.5	2.0	0.0	242.0	154.4	15.4	0.9	65.3	0.0	0.0	478.0	0
220	Clark	Ashland	A	198.8	406.8	0.0	2,069,798	186.5	192.3		192.3	2.0	0.0	194.3	148.5	10.3	2.8	40.6	4.7	0.0	401.2	0
223	Washington	Barnes		373.0	648.1	0.0	3,297,533	357.3	366.7		366.7	15.5	0.0	382.2	174.4	34.4	4.8	52.8	11.7	0.0	660.3	0
224	Washington	Clifton-Clyde		295.2	537.1	0.0	2,732,765	292.2	293.1		293.1	3.0	0.0	296.1	146.4	40.6	3.9	49.7	12.1	0.0	537.7	0
225	Meade	Fowler	A	97.0	217.7	0.0	1,107,658	66.0	69.7		69.7	1.0	0.0	70.7	71.7	0.4	1.0	20.2	0.7	0.0	164.7	0
226	Meade	Meade		370.5	623.2	0.0	3,170,842	340.0	328.9		328.9	10.0	0.0	344.5	161.6	14.9	0.0	61.9	4.5	0.0	588.3	0
227	Hodgeman	Hodgeman County Schools		287.0	517.4	0.0	2,632,531	284.0	268.0		268.0	0.0	0.0	276.0	151.2	41.8	0.6	36.8	2.3	0.0	508.7	0
229	Johnson	Blue Valley	A	21,823.2	27,627.6	222,880	140,792,109	21,810.2	21,853.8		21,853.8	0.0	0.0	21,853.8	765.8	518.4	126.7	955.9	419.4	3,019.3	27,659.3	222,880
230	Johnson	Spring Hill		3,672.5	5,294.1	9,348,480	35,288,422	3,654.0	3,841.4		3,841.4	18.5	0.0	3,859.9	135.3	199.5	13.3	262.3	70.5	948.0	5,488.8	9,348,480
231	Johnson	Gardner Edgerton	A	5,793.2	7,558.3	0.0	38,456,630	5,769.7	5,676.4		5,676.4	20.5	0.0	5,719.6	201.1	161.5	30.7	939.4	109.1	0.0	7,513.7	0
232	Johnson	De Soto		7,289.6	9,062.2	71,960	46,180,434	7,257.6	7,160.1		7,160.1	32.0	0.0	7,240.9	253.7	247.8	64.3	451.0	207.1	547.0	9,011.8	71,960
233	Johnson	Olathe	A	28,162.8	38,837.0	401,078	198,003,734	28,106.8	27,708.7		27,708.7	56.0	0.0	27,963.8	979.9	801.1	535.2	3,686.3	628.3	4,036.5	38,631.1	401,078
234	Bourbon	Fort Scott		1,770.2	2,556.9	79,520	13,089,027	1,727.8	1,666.8		1,666.8	22.0	0.0	1,719.3	60.2	100.6	4.1	573.2	46.9	0.0	2,504.2	79,520
235	Bourbon	Uniontown	A	458.5	878.7	16,800	4,487,626	447.0	436.5		436.5	5.0	0.0	446.8	194.1	60.6	0.0	156.6	5.7	0.0	863.8	16,800
237	Smith	Smith Center		444.0	771.4	0.0	3,975,763	424.5	425.5		425.5	11.0	0.0	436.5	191.1	39.6	0.0	90.3	13.5	0.0	771.7	0
239	Ottawa	North Ottawa County	A	633.5	1,069.3	0.0	5,440,598	620.4	617.1		617.1	0.0	0.0	618.8	232.6	46.9	0.0	143.6	10.3	0.0	1,052.2	0
240	Ottawa	Twin Valley	A	591.0	1,019.1	0.0	5,185,181	559.0	567.0		567.0	21.0	0.0	588.0	227.2	42.9	0.2	139.3	10.0	0.0	1,015.6	0
241	Wallace	Wallace County Schools	A	184.0	378.7	0.0	1,926,826	183.0	167.1		167.1	0.0	0.0	175.1	142.8	19.2	0.0	25.8	3.3	0.0	366.9	0
242	Wallace	Weskan		105.5	239.3	0.0	1,217,558	105.5	116.5		116.5	0.0	0.0	116.5	113.1	11.5	1.3	15.0	0.5	0.0	257.9	0
243	Coffey	Lebo-Waverly	A	457.6	772.2	0.0	3,932,006	442.2	435.5		435.5	10.5	0.0	449.4	194.8	24.0	0.0	89.6				

4/26/2024			Col 1	Col 2	Col 3	Col 4	Col 5	Col 6	Col 7	Col 8	Col 9	Col 10	Col 11	Col 12	Col 13	Col 14	Col 15	Col 16	Col 17	Col 18	Col 19			
			2021-2022 or	2023-2024 Est.	2023-2024 Est.	2023-2024 Est.	9/20/2022 +	9/20/2023 +	9/20/2024 +	2024-2025 Est.	2024-2025 Est.	2024-2025 Est.	2024-2025 Est.	Higher of 2022-2023 or 2023-2024									Col 18	Col 19
			2022-2023	2023-2024 Est.	2023-2024 Est.	Computed Gen Fund	2/20/2023	2/20/2024	2/20/2025	Adj. Enrollment	2024-2025 Est.	2024-2025 Est.	2024-2025 Est.	2024-2025 Est.	2024-2025 Est.	2024-2025 Est.	2024-2025 Est.	2024-2025 Est.	2024-2025 Est.	2024-2025 Est.	2024-2025 Est.			
USD #	County	District Name	Est. Adj. Enrollment (Incl PK AR & KAMS)	Total WTD FTE (Excl Sped)	Virtual State Aid	(Excl Sped) \$5,088	FTE Enroll (Incl PK AR & Virt)	FTE Enroll (Incl PK AR & Virt)	FTE Enroll (Incl PK AR & Virt)	(Higher of 1 5, Col 6, or Col 7)	Pre-K At-Risk FTE	KAMS FTE	Est. Adj. Enrollment (Incl PK AR & KAMS)	Low/High Enrl WTD FTE	Transportation WTD FTE	Bilingual WTD FTE	At-Risk & HDAR WTD FTE	Vocational WTD FTE	Special Levis (Ancillary/COLA)	Total WTD FTE (Excl Sped)	Virtual State Aid			
Total	STATE TOTALS		457,554.8	676,619.5	57,183,259	3,499,823,272	449,386.2	445,481.3	0.0	448,442.0	5,782.7	27.0	454,251.7	53,894.0	22,235.5	9,103.8	110,961.7	10,134.5	12,504.5	673,085.7	57,183,259			
268	Sedgwick	Cheney	A	800.0	1,214.7	0	6,180,394	785.5	746.5	0	0	0	780.5	250.5	40.4	0.0	98.3	24.6	0.0	1,194.3	0			
269	Rooks	Palco	A	87.5	206.6	0	1,051,181	85.0	71.5	0	0	0	80.8	12.2	0.0	0.0	16.8	1.3	0.0	193.1	0			
270	Rooks	Plainville	A	389.5	665.6	0	3,386,573	380.5	384.5	0	0	0	393.5	178.0	11.0	0.0	76.1	12.3	0.0	670.9	0			
271	Rooks	Stockton	A	315.0	575.0	0	2,925,600	249.9	266.3	0	0	0	274.3	151.5	17.5	0.4	82.9	8.3	0.0	534.9	0			
272	Mitchell	Waconia	A	306.2	582.0	0	2,961,216	295.7	293.7	0	0	0	305.2	147.2	40.3	0.0	77.5	10.4	0.0	580.6	0			
273	Mitchell	Beloit	A	801.9	1,265.5	0	5,438,864	771.9	798.7	0	0	0	798.7	252.4	42.8	2.4	145.9	21.0	0.0	1,293.2	0			
274	Logan	Oaklev	A	423.9	716.6	0	3,646,061	423.9	399.3	0	0	0	412.6	184.0	21.7	3.7	66.3	11.0	0.0	699.3	0			
275	Logan	Triplains	A	73.3	176.1	0	895,997	67.5	72.0	0	0	0	72.0	73.0	0.0	0.0	78.0	12.1	0.0	173.4	0			
281	Graham	Graham County	A	389.0	688.7	0	3,504,106	384.0	363.0	0	0	0	378.5	173.2	33.0	0.0	78.0	12.1	0.0	674.8	0			
282	Elk	West Elk	A	371.5	717.0	1,438,080	5,086,176	354.1	357.5	0	0	0	359.5	166.8	56.6	0.6	104.0	13.4	0.0	700.9	1,438,080			
283	Elk	Elk Valley	A	100.5	268.9	0	1,368,163	98.0	114.5	0	0	0	117.0	6.8	0.0	0.0	56.0	3.8	0.0	297.0	0			
284	Chase	Chase County	A	364.5	643.2	31,640	3,304,242	360.0	355.9	0	0	0	358.0	167.8	45.6	0.4	59.1	5.1	0.0	640.5	31,640			
285	Chautauqua	Cedar Vale	A	135.5	307.2	0	1,563,034	134.5	123.5	0	0	0	130.0	121.5	7.6	0.0	298.5	6.6	0.0	298.5	0			
286	Chautauqua	Chautauqua Co Community	A	375.8	718.8	0	3,657,254	361.6	340.6	0	0	0	357.6	166.1	28.6	1.1	135.5	5.5	0.0	694.4	0			
287	Franklin	West Franklin	A	617.0	1,085.0	1,400	5,521,880	589.5	586.5	0	0	0	591.0	227.7	84.8	0.0	128.5	22.4	0.0	1,054.4	1,400			
288	Franklin	Central Heights	A	518.8	971.2	0	4,941,466	515.3	541.0	0	0	0	544.5	218.4	71.7	0.9	142.6	24.6	0.0	1,002.7	0			
289	Franklin	Wellsville	A	786.0	1,204.1	16,800	6,143,261	774.5	745.0	0	0	0	745.0	249.9	45.3	0.0	98.3	23.7	0.0	1,188.5	16,800			
290	Franklin	Ottawa	A	2,248.9	3,101.8	53,760	15,835,718	2,209.9	2,116.2	0	0	0	2,163.1	77.2	73.6	6.8	635.3	58.4	0.0	3,053.4	53,760			
291	Gove	Grinnell Public Schools	A	64.0	152.1	0	773,885	60.0	67.0	0	0	0	68.0	69.0	8.5	0.0	13.8	0.9	0.0	160.2	0			
292	Gove	Wheatland	A	109.5	272.2	0	1,384,954	109.5	116.5	0	0	0	116.5	119.1	20.4	0.2	31.2	2.6	0.0	284.0	0			
293	Gove	Quinter Public Schools	A	311.5	535.3	0	2,723,606	306.7	289.2	0	0	0	302.0	146.0	25.7	0.9	36.8	10.8	0.0	522.2	0			
294	Decatur	Oberlin	A	380.3	709.2	0	3,608,410	371.8	368.5	0	0	0	378.7	173.2	33.3	8.5	114.5	7.3	0.0	707.0	0			
297	Cheyenne	St Francis Comm Sch	A	299.0	539.2	0	2,743,450	299.0	301.5	0	0	0	301.5	145.8	27.1	3.3	56.5	7.7	0.0	541.9	0			
298	Lincoln	Lincoln	A	320.0	600.0	0	3,073,152	307.5	311.1	0	0	0	322.6	153.7	31.9	0.0	86.8	11.7	0.0	607.4	0			
299	Lincoln	Sylvan Grove	A	243.9	517.9	0	2,635,075	234.4	266.4	0	0	0	275.9	151.2	44.3	0.6	59.1	9.0	0.0	540.1	0			
300	Comanche	Comanche County	A	310.5	592.0	0	3,012,096	297.5	303.0	0	0	0	305.5	147.3	59.7	0.0	67.4	5.2	0.0	585.1	0			
303	Ness	Ness City	A	282.5	496.5	0	2,526,192	261.6	250.5	0	0	0	269.6	152.3	8.8	5.4	42.7	7.2	0.0	486.0	0			
305	Salina	Salina	A	6,587.9	9,285.9	265,060	47,511,719	6,517.4	6,458.2	0	0	0	6,558.3	229.8	179.9	103.6	2,041.4	142.3	0.0	9,255.3	265,060			
306	Salina	Southeast Of Salina	A	678.5	1,100.7	0	5,600,382	678.5	667.5	0	0	0	673.0	240.6	89.5	0.0	74.1	17.3	0.0	1,094.5	0			
307	Salina	Hill-Salina	A	417.0	726.0	0	3,893,888	410.5	408.0	0	0	0	409.3	183.0	44.0	2.2	63.9	13.6	0.0	716.0	0			
308	Reno	Hutchinson Public Schools	A	3,937.1	5,603.6	1,337,550	29,848,667	3,821.4	3,749.7	0	0	0	3,882.6	136.0	19.3	28.5	1,378.3	102.4	0.0	5,547.1	1,337,550			
309	Reno	Nickerson	A	968.7	1,548.5	463,549	8,342,317	927.0	890.8	0	0	0	908.9	251.5	76.7	6.9	234.6	12.6	0.0	1,505.2	463,549			
310	Reno	Fairfield	A	270.0	559.1	0	2,844,701	256.5	242.5	0	0	0	243.0	153.1	62.2	0.6	58.8	5.8	0.0	553.0	0			
311	Reno	Pretty Prairie	A	312.1	558.0	16,800	2,856,904	284.9	269.9	0	0	0	270.4	148.0	30.1	3.0	62.7	3.0	0.0	534.2	16,800			
312	Reno	Haven Public Schools	A	745.5	1,276.2	151,416	6,644,722	724.7	726.5	0	0	0	743.0	247.9	85.9	3.0	161.1	32.6	0.0	1,273.5	151,416			
313	Reno	Buhler	A	2,255.0	2,877.3	968,800	15,608,502	2,226.5	2,201.1	0	0	0	2,242.3	78.6	162.1	2.2	332.2	46.8	0.0	2,864.2	968,800			
314	Thomas	Brewster	A	115.6	255.7	28,000	1,329,002	114.5	96.9	0	0	0	106.7	106.3	12.1	0.0	15.5	0.0	0.0	240.6	28,000			
315	Thomas	Colby Public Schools	A	950.0	1,414.5	0	7,196,976	926.5	908.1	0	0	0	926.3	251.4	48.0	11.8	132.6	21.9	0.0	1,392.0	0			
316	Thomas	Golden Plains	A	169.5	384.0	0	1,953,792	150.5	143.5	0	0	0	132.5	132.5	14.7	3.5	54.2	1.4	0.0	356.8	0			
320	Pottawatomie	Wamego	A	1,609.3	1,986.1	348,737	10,455,540	1,582.9	1,589.5	0	0	0	1,589.5	73.2	91.6	0.3	194.6	26.3	0.0	1,976.5	348,737			
321	Pottawatomie	Kaw Valley	A	1,033.0	1,555.3	0	7,913,366	1,014.5	1,028.0	0	0	0	1,041.0	242.0	86.3	1.7	161.5	30.9	0.0	1,862.4	0			
322	Pottawatomie	Onaga-Havensville-Wheaton	A	305.3	562.7	0	2,863,018	299.3	310.0	0	0	0	316.0	151.3	41.8	0.6	58.8	8.9	0.0	577.4	0			
323	Pottawatomie	Rock Creek	A	1,307.5	1,804.4	22,400	9,203,187	1,296.5	1,283.0	0	0	0	1,289.8	187.5	161.6	1.1	133.6	15.1	0.0	1,799.7	22,400			
325	Phillips	Phillipsburg	A	568.0	1,038.0	0	4,871,251	564.0	551.5	0	0	0	561.8	222.0	29.5	4.0	116.6	19.6	0.0	949.9	0			
326	Phillips	Logan	A	128.5	298.3	0	1,517,750	115.6	109.7	0	0	0	114.2	111.5	13.5	0.0	31.7	4.0	0.0	274.9	0			
327	Ellsworth	Ellsworth	A	643.1	1,038.0	0	5,281,344	641.8	641.8	0	0	0	642.5	236.3	68.3	0.2	82.8	5.1	0.0	1,035.2	0			
329	Wabunsee	Mill Creek Valley	A	391.0	693.5	5,600	3,534,128	383.0	378.7	0	0	0	388.9	176.6	58.8	0.6	51.3	14.6	0.0	690.8	5,600			
330	Wabunsee	Mission Valley	A	447.3	796.0	0	4,050,048	439.3	426.8	0	0	0	441.1	192.4	72.3	0.0	62.9	19.3	0.0	788.0	0			
331	Kingman	Kingman - Norwich	A	852.6	1,404.6	105,815	7,252,420	839.1	808.7	0	0	0	837.4	252.6	63.0	2.0	206.7	27.6	0.0	1,389.3	105,815			
332	Kingman	Cunningham	A	216.5	427.7	0	2,176,138	199.0	206.0	0	0	0	213.5	152.3	26									

4/26/2024				Col 1	Col 2	Col 3	Col 4	Col 5	Col 6	Col 7	Col 8	Col 9	Col 10	Col 11	Col 12	Col 13	Col 14	Col 15	Col 16	Col 17	Col 18	Col 19
			Audit	2021-2022 or 2022-2023	2023-2024 Est. (Total WTD FTE (Excl Spd)	2023-2024 Est. (Virtual State Aid)	2023-2024 Est. (Computed Gen Fund (Excl Spd) \$5,088	9/20/2022 + 2/20/2023	9/20/2023 + 2/20/2024	9/20/2024 + 2/20/2025	2024-2025 Est. (Higher of 2022-2023 or 2023-2024)	2024-2025 Est. (Pre-K At-Risk FTE)	2024-2025 Est. (KAMS FTE)	2024-2025 Est. (Higher of 15, Col 6, or Col 7 FTE)	2024-2025 Est. (Low/High Enrl WTD FTE)	2024-2025 Est. (Transportation WTD FTE)	2024-2025 Est. (Bilingual WTD FTE)	2024-2025 Est. (At-Risk & HDAR WTD FTE)	2024-2025 Est. (Vocational WTD FTE)	2024-2025 Est. (Special Leves/ (Ancillary/COLA)	2024-2025 Est. (Total WTD FTE (Excl Spd)	2024-2025 Est. (Virtual State Aid)
USD #	County	District Name		Est. Adj. Enrollment (Incl PK AR & KAMS)	Total WTD FTE (Excl Spd)	Virtual State Aid	Computed Gen Fund (Excl Spd) \$5,088	FTE Enroll (excl PK AR & Virt)	FTE Enroll (excl PK AR & Virt)	FTE Enroll (excl PK AR & Virt)	Higher of 15, Col 6, or Col 7 FTE	Pre-K At-Risk FTE	KAMS FTE	Higher of 15, Col 6, or Col 7 FTE	Low/High Enrl WTD FTE	Transportation WTD FTE	Bilingual WTD FTE	At-Risk & HDAR WTD FTE	Vocational WTD FTE	Special Leves/ (Ancillary/COLA)	Total WTD FTE (Excl Spd)	Virtual State Aid
Total	STATE TOTALS			487,554.8	676,619.5	57,183,259	3,499,823,272	449,386.2	445,481.3	0.0	448,442.0	5,782.7	27.0	454,261.7	53,894.0	22,235.5	9,103.8	110,961.7	10,134.5	12,504.5	673,085.7	57,183,259
359	Sumner	Argonia Public Schools		164.0	343.8	0	1,749,254	140.0	129.5		134.8	2.5	0.0	137.3	125.7	9.3	0.0	27.9	0.0	0.0	304.3	0
360	Sumner	Caldwell		229.4	481	5,600	2,453,437	224.7	222.6		222.6	3.5	0.0	220.5	226.1	12.8	0.0	82.5	2.4	0.0	477.6	5,600
361	Harper	Anthony-Harper	A	781.1	1,418.1	25,087	7,240,389	768.1	781.9		781.9	13.0	0.0	794.9	251.2	103.2	12.8	259.2	11.3	0.0	1,432.6	25,087
362	Linn	Prairie View	A	861.9	1,425.1	50,120	7,301,029	804.6	826.3		826.3	18.0	0.0	844.3	252.7	123.7	0.0	166.7	19.8	0.0	1,407.4	50,120
363	Finney	Holcomb		951.0	1,526.1	22,400	7,787,197	911.0	922.0		922.0	21.0	0.0	943.0	250.6	16.5	0.0	259.8	24.7	0.0	1,518.6	22,400
364	Marshall	Marysville	A	768.5	1,288.8	0	5,553,344	751.9	719.2		753.1	17.5	0.0	719.2	752.6	248.7	0.0	185.6	30.2	0.0	1,271.0	0
365	Anderson	Garnett	A	932.0	1,492.1	0	7,591,805	914.0	899.5		906.8	14.5	0.0	921.3	251.6	73.2	0.0	217.2	18.4	0.0	1,481.9	0
366	Woodson	Woodson		390.0	735.1	16,800	3,756,989	376.0	396.5		396.5	14.0	0.0	410.5	183.3	49.8	0.0	117.6	0.8	0.0	762.0	16,800
367	Miami	Osawatimie		1,026.0	1,658.8	84,000	8,523,974	987.0	947.8		967.4	20.0	0.0	987.4	247.5	35.9	2.2	321.0	30.0	0.0	1,624.0	84,000
368	Miami	Paola	A	1,773.0	2,304.0	123,200	11,845,952	1,773.0	1,772.7		1,772.9	0.0	0.0	1,772.9	62.1	127.9	2.6	292.4	46.0	0.0	2,303.9	123,200
369	Harvey	Burton		179.0	371.6	0	1,890,701	153.5	132.0		146.8	4.0	0.0	132.0	130.7	7.6	0.0	32.6	8.3	0.0	326.0	0
371	Gray	Montezuma	A	191.5	380.0	0	1,933,440	189.5	178.5		184.0	2.0	0.0	186.0	146.3	8.5	4.7	61.3	6.2	0.0	373.0	0
372	Shawnee	Silver Lake		693.0	1,060.4	0	5,395,315	651.0	663.0		663.0	8.5	0.0	671.5	240.4	53.7	0.0	20.0	10.0	0.0	1,036.3	0
373	Harvey	Newton		3,093.1	4,323.4	112,853	22,110,312	2,978.4	2,894.8		2,936.6	65.5	0.0	3,002.1	105.2	120.0	22.4	917.1	62.4	0.0	4,229.2	112,853
374	Haskell	Sublette	A	381.4	757.6	0	3,854,669	370.9	352.2		362.1	10.5	0.0	353.2	171.2	19.3	38.2	171.2	8.5	0.0	745.9	0
375	Butler	Circle		2,010.6	2,524.9	73,080	12,919,771	1,989.1	2,003.4		2,003.4	21.5	0.0	2,024.9	71.0	61.4	7.4	316.4	58.6	0.0	2,539.7	73,080
376	Rice	Sterling		473.0	787.9	0	4,004,765	456.0	485.0		485.0	5.0	0.0	485.0	205.6	21.3	0.6	77.4	13.6	0.0	808.5	0
377	Atchison	Atchison Co. Comm Schools	A	494.5	894.5	11,200	4,562,416	488.5	490.5		490.5	6.0	0.0	496.5	207.3	70.4	0.2	110.5	8.9	0.0	893.8	11,200
378	Riley	Riley County	A	674.3	1,072.3	0	5,455,862	671.3	684.5		684.5	3.0	0.0	687.5	242.4	75.3	0.0	67.3	14.7	0.0	1,087.2	0
379	Clay	Clay County	A	1,306.7	1,870.0	0	9,514,560	1,294.5	1,284.5		1,284.5	14.5	0.0	1,299.0	188.1	86.1	0.9	254.0	36.5	0.0	1,864.6	0
380	Marshall	Vermillion		601.4	1,000.6	0	5,091,053	581.9	585.1		585.1	19.5	0.0	604.6	230.2	76.5	0.4	68.2	24.5	0.0	1,004.4	0
381	Ford	Spearville	A	328.5	555.3	0	2,825,366	316.3	340.0		340.0	2.0	1.0	340.0	161.1	2.2	2.2	46.0	7.4	0.0	573.4	0
382	Pratt	Pratt		1,122.5	1,707.4	72,800	8,760,051	1,075.6	1,146.6		1,146.6	15.5	0.0	1,162.1	222.3	35.6	16.0	284.4	19.1	0.0	1,739.5	72,800
383	Riley	Manhattan-Ogden		6,666.2	8,225.1	985,600	45,887,709	6,566.2	6,688.1		6,688.1	100.0	1.0	6,789.1	237.9	377.0	100.5	1,397.1	71.8	0.0	8,952.4	985,600
384	Riley	Blue Valley	A	249.0	477.5	0	2,429,520	244.5	251.0		251.0	4.5	0.0	255.5	153.8	48.4	0.0	19.8	6.1	0.0	483.6	0
385	Butler	Andover		5,618.5	6,675.3	3,849,042	37,812,968	5,564.6	5,578.4		5,578.4	38.5	0.0	5,616.9	196.8	233.7	22.6	500.9	102.7	0.0	6,673.6	3,849,042
386	Greenwood	Madison-Virgil	A	228.5	448.2	5,600	2,286,042	220.0	211.5		215.8	5.0	0.0	220.8	153.3	16.6	0.2	44.6	4.4	0.0	439.9	5,600
387	Wilson	Altoona-Midway		154.5	376.7	0	1,916,650	136.0	138.0		138.0	4.5	0.0	142.5	128.5	27.6	0.0	56.0	4.2	0.0	358.8	0
388	Ellis	Ellis	A	337.3	563.7	0	2,868,106	330.2	331.2		331.2	3.0	0.0	334.2	157.9	9.6	0.0	44.5	13.3	0.0	559.5	0
389	Greenwood	Bureka		375.0	1,051.3	1,960	5,350,974	322.5	325.5		325.5	9.0	0.0	334.5	216.2	41.4	0.0	197.9	12.3	0.0	1,002.3	1,960
390	Greenwood	Hamilton	A	99.5	233.8	0	1,189,574	99.0	87.0		93.0	0.5	0.0	93.0	94.8	3.9	0.0	29.5	0.0	0.0	221.7	0
392	Osborne	Osborne County		339.1	604.7	0	3,076,714	327.1	308.6		317.9	12.0	0.0	329.9	156.4	31.7	0.4	64.8	9.0	0.0	592.2	0
393	Dickinson	Solomon	A	355.0	651.2	0	3,313,306	351.0	354.5		354.5	4.0	0.0	358.5	166.5	20.3	0.0	104.0	6.6	0.0	655.9	0
394	Butler	Rose Hill Public Schools		1,592.3	2,014.9	227,260	10,479,071	1,559.3	1,552.7		1,556.0	33.0	0.0	1,589.0	73.5	86.0	5.0	218.3	41.4	0.0	2,013.2	227,260
395	Rush	LaCrosse	A	292.1	520.5	0	2,726,659	292.1	280.5		280.5	0.0	0.0	280.5	149.0	21.0	0.0	61.1	14.2	0.0	531.6	0
396	Butler	Douglass Public Schools		624.3	1,029.8	18,290	5,257,912	617.8	586.0		601.9	6.5	0.0	608.4	230.8	37.9	0.2	117.7	7.6	0.0	1,011.2	18,290
397	Marion	Centre		176.5	400.9	1,084,350	3,124,129	175.0	184.5		184.5	1.5	0.0	186.0	146.3	35.7	0.0	31.3	6.2	0.0	413.5	1,084,350
398	Marion	Peabody-Burns	A	206.5	438.4	25,760	2,256,339	195.0	187.0		191.0	7.0	0.0	198.0	149.4	15.2	0.0	62.4	3.1	0.0	428.1	25,760
399	Russell	Paradise		121.0	265.3	0	1,349,846	108.5	91.0		99.8	1.0	1.0	101.8	102.8	5.8	0.0	20.8	2.3	0.0	233.5	0
400	McPherson	Smoky Valley		796.5	1,254.1	777,560	7,160,456	778.9	763.7		770.9	18.5	0.0	789.4	251.0	71.7	0.7	112.8	21.5	0.0	1,247.1	777,560
401	Rice	Chase-Raymond		144.0	341.9	0	1,739,587	135.0	114.0		124.5	6.0	0.0	130.5	121.8	5.5	1.9	57.1	4.1	0.0	320.9	0
402	Butler	Augusta		1,981.0	2,533.7	28,000	12,919,466	1,947.1	1,900.5		1,923.8	28.5	0.0	1,952.3	68.4	64.3	3.1	369.0	46.9	0.0	2,504.0	28,000
403	Rush	Otis-Bivston		204.6	419.5	145,600	2,280,016	201.6	164.1		182.9	3.0	0.0	185.9	146.2	24.0	0.6	31.4	8.1	0.0	396.2	145,600
404	Cherokee	Riverton	A	680.0	1,165.5	26,600	5,956,664	671.5	657.5		664.5	8.5	0.0	673.0	240.6	38.0	0.0	185.3	20.3	0.0	1,157.6	26,600
405	Rice	L Lyons		757.2	1,342.6	0	6,831,149	731.0	696.5		713.8	9.0	0.0	722.8	246.1	8.3	44.3	274.4	9.4	0.0	1,305.3	0
407	Russell	Russell County		802.0	1,304.6	0	6,637,805	747.3	754.0		754.0	9.5	0.0	763.5	249.4	31.4	1.9	19.9	11.4	0.0	1,264.0	0
408	Marion	Marion-Florence	A	505.0	889.1	63,465	4,587,206	489.5	480.1		484.8	11.5	1.0	497.3	207.5	41.5	0.0	113.2	20.3	0.0	879.8	63,465
409	Atchison	Atchison Public Schools	A	1,531.4	2,180.8	0	11,095,910	1,446.5	1,413.5		1,430.0	17.3	0.0	1,447.3	136.6	31.4	0.9	494.8	21.5	0.0	2,132.5	0
410	Marion	Durham-Hillsboro-Lehigh		595.5	1,009.8	68,934	5,206,796	585.0	576.2		580.6	10.5	0.0	591.1	227.7	39.4	1.5	118.0	26.9	0.0	1,004.6	68,934
411	Marion	Goessel	A	289.0	497.5	0	2,531,280	269.0	266.0		275.0	7.5	0.0	275.0	151.4	21.3	0.4	30.0	8.4	0.0	486.5	0
412	Sheridan	Hoxie Community Schools	A	419.2	698.9	0	3,552,950	413.2	395.5		404.4	6.0	0.0	410.4	183.3	32.9	8.4	50.3	7.5	0.0	686.8	0
413	Neosho	Chanute Public Schools	A	1,736.5	2,505.2	0	12,746,458</															

4/26/2024				Col 1	Col 2	Col 3	Col 4	Col 5	Col 6	Col 7	Col 8	Col 9	Col 10	Col 11	Col 12	Col 13	Col 14	Col 15	Col 16	Col 17	Col 18	Col 19
			Audit	2021-2022 or 2022-2023	2023-2024 Est.	2023-2024 Est.	2023-2024 Est. Computed Gen Fund	9/20/2022 + 9/20/2023	9/20/2023 + 9/20/2024	9/20/2024 + 9/20/2025	2024-2025 Est. Adj. Enrollment	2024-2025 Est.	2024-2025 Est.	Higher of 2022-2023 or 2023-2024	2024-2025 Est.	2024-2025 Est.	2024-2025 Est.	2024-2025 Est.	2024-2025 Est.	2024-2025 Est.	2024-2025 Est.	2024-2025 Est.
USD #	County	District Name		Est. Adj. Enrollment (Incl PK AR & KAMS)	Total WTD FTE (Excl Sped)	Virtual State Aid	(Excl Sped) \$5,088	FTE Enroll excl PK AR & Virt	FTE Enroll excl PK AR & Virt	FTE Enroll excl PK AR & Virt	(Higher of 15, Col 6, or Col 7 At-Risk FTE	Pre-K At-Risk FTE	KAMS FTE	Est. Adj. Enrollment (Incl PK AR & KAMS)	Low/High Enrl WTD FTE	Transportation WTD FTE	Bilingual WTD FTE	At-Risk & HDAR WTD FTE	Vocational WTD FTE	Special Levies (Ancillary/COLA)	Total WTD FTE (Excl Sped)	Virtual State Aid
Total				487,554.8	676,619.5	57,183,259	3,499,823,272	449,386.2	445,481.3	0.0	448,442.0	5,782.7	27.0	454,251.7	53,894.0	22,235.5	9,103.8	110,961.7	10,134.5	12,504.5	673,085.7	57,183,259
444	Rice	Little River	A	277.5	510.1	0	2,595,399	270.5	273.0	273.0	4.0	0.0	277.0	151.0	35.9	0.0	36.8	9.0	0.0	0.0	509.7	0
445	Montgomery	Coffeyville	A	1,676.7	2,502.0	137,732	1,676.7	1,571.3	1,599.8	1,599.8	56.0	0.0	1,599.8	629.0	68.0	49.6	0.0	19.9	0.0	0.0	2,480.3	137,732
446	Montgomery	Independence	A	1,858.4	2,651.6	144,480	1,858.4	1,826.9	1,674.1	1,750.5	31.5	0.0	1,782.0	62.4	71.4	10.5	622.6	23.6	0.0	0.0	2,572.5	144,480
447	Montgomery	Cherryvale	A	723.1	1,253.9	19,040	723.1	665.0	671.0	659.0	12.0	0.0	677.0	241.1	21.1	0.7	235.6	19.2	0.0	0.0	1,202.7	19,040
448	McPherson	Irman	A	410.0	691.5	0	3,518,352	395.0	408.5	408.5	9.0	0.0	417.5	185.5	21.9	0.0	61.4	15.0	0.0	0.0	701.3	0
449	Leavenworth	Easton	A	631.9	1,007.7	0	5,127,686	612.3	633.0	633.0	14.0	0.0	647.0	237.0	69.6	0.0	61.0	10.6	0.0	0.0	1,025.2	0
450	Shawnee	Shawnee Heights	A	3,623.7	4,742.4	153,988	3,623.7	3,603.7	3,515.9	3,559.8	19.0	1.0	3,579.8	129.4	340.9	14.6	578.6	57.7	0.0	0.0	4,697.0	153,988
452	Stanton	Stanton County	A	412.5	791.3	0	4,026,134	398.5	400.2	400.2	5.5	0.0	405.7	181.9	26.3	37.2	118.4	12.9	0.0	0.0	782.4	0
453	Leavenworth	Leavenworth	A	3,494.2	4,803.0	134,400	3,494.2	3,454.3	3,344.6	3,399.5	28.0	0.0	3,427.5	120.1	98.4	6.1	1,010.2	71.7	0.0	0.0	4,734.0	134,400
454	Osage	Burlingame Public School	A	286.8	514.9	0	2,619,811	284.3	267.0	275.7	2.5	0.0	278.2	150.8	11.1	0.2	67.0	0.0	0.0	0.0	508.2	0
456	Osage	Marais Des Cygnes Valley	A	208.0	454.6	11,200	2,324,205	191.5	183.0	183.0	4.0	0.0	191.3	147.7	23.4	4.0	67.8	4.0	0.0	0.0	434.2	11,200
457	Finney	Garden City	A	6,735.0	10,448.4	504,825	6,735.0	6,669.6	6,642.9	6,656.3	0.0	0.0	6,656.3	233.2	412.9	417.1	2,500.3	147.1	0.0	0.0	10,366.9	504,825
458	Leavenworth	Basehor-Linwood	A	2,787.4	3,355.0	734,330	2,787.4	2,766.4	2,831.0	2,831.0	21.0	0.0	2,831.0	99.9	199.8	12.2	213.0	44.9	0.0	0.0	3,421.9	734,330
459	Ford	Bucklin	A	228.3	458.7	0	2,333,866	209.9	196.8	203.4	8.0	0.0	211.4	152.0	20.3	1.4	50.4	4.4	0.0	0.0	439.9	0
460	Harvey	Hesston	A	864.5	1,232.4	0	6,270,451	864.5	828.7	846.6	0.0	0.0	846.6	252.7	20.3	3.0	75.5	16.3	0.0	0.0	1,214.4	0
461	Wilson	Neodesha	A	726.0	1,196.5	16,800	6,104,592	713.5	728.0	728.0	12.5	0.0	740.5	247.7	10.4	0.2	193.9	19.6	0.0	0.0	1,212.3	16,800
462	Cowley	Central	A	283.0	556.3	52,080	2,882,534	270.5	261.7	261.7	5.0	0.0	271.1	152.0	27.8	0.0	81.9	13.8	0.0	0.0	546.6	52,080
463	Cowley	Idell	A	325.5	586.0	7,280	2,988,848	302.5	281.5	292.0	5.0	0.0	297.0	146.2	30.0	0.4	64.4	10.9	0.0	0.0	548.9	7,280
464	Leavenworth	Tonganoxie	A	1,913.3	2,347.5	83,160	1,913.3	1,897.3	1,898.2	1,898.2	14.5	1.0	1,913.7	67.1	106.0	5.4	214.9	40.9	0.0	0.0	2,348.0	83,160
465	Cowley	Winfield	A	2,068.3	2,963.2	146,458	2,068.3	2,046.5	1,967.4	2,007.0	20.0	0.0	2,027.0	71.0	108.4	14.2	612.6	87.2	0.0	0.0	2,920.4	146,458
466	Scott	Scott County	A	939.3	1,496.8	28,781	7,644,499	915.8	925.6	925.6	7.0	0.0	932.6	251.1	32.7	30.7	224.0	19.3	0.0	0.0	1,490.4	28,781
467	Wichita	Leoti	A	375.1	666.7	0	3,392,170	369.3	368.4	368.4	4.0	0.0	372.9	171.3	25.4	17.7	70.6	5.9	0.0	0.0	663.8	0
468	Lane	Healy Public Schools	A	40.0	91.4	0	465,043	37.0	20.0	28.5	0.0	0.0	28.5	28.9	1.0	0.9	8.3	0.6	0.0	0.0	68.2	0
469	Leavenworth	Lansing	A	2,588.3	3,280.4	107,800	16,798,475	2,574.3	2,451.4	2,526.9	14.0	0.0	2,526.9	88.5	109.9	4.6	357.9	29.0	100.0	0.0	3,216.8	107,800
470	Cowley	Arkansas City	A	2,714.5	4,217.7	171,640	21,631,298	2,652.5	2,677.6	2,677.6	62.0	0.0	2,739.6	96.0	126.1	105.3	1,112.6	64.1	0.0	0.0	4,243.7	171,640
471	Cowley	Dexter	A	264.0	488.8	0	2,487,014	273.0	273.0	273.0	0.0	1.0	274.0	151.6	15.9	0.0	51.0	4.8	0.0	0.0	497.3	0
473	Dickinson	Chapman	A	1,130.5	1,685.0	0	8,573,280	1,126.5	1,094.0	1,110.3	4.0	0.0	1,114.3	231.2	105.2	0.4	181.8	38.7	0.0	0.0	1,671.6	0
474	Kiowa	Hayland	A	84.5	201.7	22,400	1,045,650	82.0	86.0	86.0	2.5	0.0	88.5	89.8	10.2	0.0	19.6	1.7	0.0	0.0	209.8	22,400
475	Gowry	Gowry County Schools	A	7,365.7	9,788.4	50,218	49,855,597	7,207.7	7,298.3	7,298.3	158.0	0.0	7,456.3	261.3	325.4	112.1	1,618.7	108.4	0.0	0.0	9,882.2	50,218
476	Gray	Copeland	A	96.8	224.9	0	1,144,291	94.8	99.2	99.2	2.0	0.0	101.2	402.3	4.9	4.8	17.2	3.0	0.0	0.0	293.4	0
477	Gray	Ingalls	A	290.0	438.0	0	2,228,544	226.0	207.0	216.5	4.0	0.0	220.5	153.2	16.2	3.1	30.5	4.2	0.0	0.0	427.7	0
479	Anderson	Crest	A	240.0	501.3	0	2,550,614	234.4	237.5	237.5	4.0	0.0	241.5	154.4	25.9	0.6	70.6	9.8	0.0	0.0	502.8	0
480	Seward	Liberal	A	4,518.4	7,265.0	0	36,964,320	4,435.9	4,463.0	4,463.0	82.5	0.0	4,545.5	159.3	39.1	409.2	2,053.2	86.8	0.0	0.0	7,293.1	0
481	Dickinson	Rural Vista	A	263.2	508.2	0	2,585,722	251.5	269.0	269.0	4.0	1.0	274.0	151.6	27.4	0.2	56.9	7.3	0.0	0.0	517.4	0
482	Lane	Dighton	A	238.0	462.1	0	2,351,165	234.0	228.5	231.3	3.0	1.0	235.3	154.3	9.5	4.6	50.1	5.6	0.0	0.0	459.4	0
483	Seward	Kismet-Plains	A	592.5	1,225.7	0	6,236,362	552.5	530.0	541.3	20.5	0.0	561.8	222.0	107.9	90.5	202.6	4.2	0.0	0.0	1,189.0	0
484	Wilson	Fredonia	A	635.0	1,080.9	1,418	5,501,037	612.3	597.0	619.8	7.5	0.0	619.8	232.8	51.0	0.0	145.5	14.2	0.0	0.0	1,063.3	1,418
487	Dickinson	Herington	A	415.5	777.5	64,154	4,020,074	407.5	380.0	393.8	8.0	0.0	401.8	180.6	8.4	1.1	147.9	19.7	0.0	0.0	759.5	64,154
489	Ellis	Hayes	A	3,155.4	4,088.3	297,427	21,098,697	3,109.4	3,105.1	3,107.3	43.0	3.0	3,153.3	147.1	32.3	37.2	575.6	67.4	0.0	0.0	4,086.2	297,427
490	Butler	El Dorado	A	1,772.0	2,562.2	76,245	13,114,245	1,740.0	1,710.3	1,725.2	32.0	0.0	1,757.2	61.6	106.7	3.3	597.3	21.1	0.0	0.0	2,547.2	76,245
491	Douglas	Rudora	A	1,644.8	2,031.8	152,166	10,489,964	1,620.3	1,600.0	1,610.2	14.5	0.0	1,624.7	56.9	41.2	2.1	226.5	59.6	0.0	0.0	2,011.0	152,166
492	Butler	Plinthills	A	284.0	540.8	22,400	2,773,990	269.0	254.0	261.5	5.0	0.0	266.5	152.7	38.9	0.0	60.6	7.7	0.0	0.0	526.4	22,400
493	Cherokee	Columbus	A	901.0	1,551.0	5,600	7,897,088	886.0	941.0	941.0	15.0	0.0	956.0	249.8	68.3	0.0	289.8	39.6	0.0	0.0	1,603.5	5,600
494	Hamilton	Syracuse	A	543.5	1,055.4	0	5,369,875	529.0	507.8	518.4	7.0	0.0	525.4	214.2	36.9	46.0	195.6	15.2	0.0	0.0	1,033.3	0
495	Pawnee	Pt Larned	A	824.8	1,393.0	0	7,087,584	791.3	778.0	784.7	33.5	0.0	818.2	252.1	49.2	3.7	225.7	37.3	0.0	0.0	1,386.2	0
496	Pawnee	Pawnee Heights	A	137.0	306.8	29,490	1,590,488	124.5	117.0	120.8	2.5	0.0	123.3	117.5	20.5	0.0	23.8	0.0	0.0	0.0	285.1	29,490
497	Douglas	Lawrence	A	10,007.6	13,422.7	3,335,836	71,630,534	9,955.0	9,820.0	9,887.5	23.0	0.0	9,910.5	347.3	320.3	156.0	1,871.8	218.8	497.5	0.0	13,322.2	3,335,836
498	Marshall	Valley Heights	A	404.9	738.1	0	3,755,453	386.5	373.5	386.0	6.0	0.0	387.5	175.6	57.5	0.7	82.7	10.7	0.0	0.0	713.2	0
499	Cherokee	Galena	A	772.4	1,303.8	69,268	6,703,002	724.0	695.6	709.8	12.6	0.0	722.4	246.1	2.4	0.0	262.8	16.2	0.0	0.0	1,249.9	69,268
500	Wandolte	Kansas City	A	20,343.2	32,405.2	1,489,470	166,367,128	19,733.6	19,438.8	19,586.2	494.5	0.0	20,080.7	703.6	520.5	1,511.6	8,891.2	425.9	0.0	0.0	32,133.5	1,489,470
501	Shawnee	Topeka Public Schools	A	12,071.1	17,971.8	1,823,974	93,264,492	11,840.6	11,531.													

4/26/2024			Col 20
			2024-2025 Est.
			Computed Gen Fund
			(Excl Sped)
USD #	County	District Name	\$5,378
Total	STATE TOTALS		3,677,098,162
101	Neosho	Erie-Galesburg	4,402,149
102	Gray	Cimmaron-Ensign	5,320,455
103	Cheyenne	Cheylin	1,872,082
105	Rawlins	Rawlins County	3,539,800
106	Ness	Western Plains	1,585,972
107	Jewell	Rock Hills	3,806,011
108	Washington	Washington Co. Schools	3,527,968
109	Republic	Republic County	4,876,770
110	Phillips	Thunder Ridge Schools	2,053,858
111	Doniphan	Doniphan West Schools	3,607,562
112	Ellsworth	Central Plains	6,398,900
113	Nemaha	Prairie Hills	7,737,329
114	Doniphan	Riverside	5,790,465
115	Nemaha	Nemaha Central	5,860,944
200	Greeley	Greeley County Schools	2,446,452
202	Wyandotte	Turner-Kansas City	31,281,465
203	Wyandotte	Piper-Kansas City	18,658,092
204	Wyandotte	Bonner Springs	19,274,883
205	Butler	Bluestem	4,892,904
206	Butler	Remington-Whitewater	4,669,939
207	Leavenworth	Ft Leavenworth	9,270,596
208	Trego	Wakeeney	3,496,776
209	Stevens	Moscow Public Schools	1,689,768
210	Stevens	Hugoton Public Schools	8,587,207
211	Norton	Norton Community Schools	6,015,831
212	Norton	Northern Valley	1,896,821
214	Grant	Ulysses	12,464,854
215	Kearny	Lakin	5,876,541
216	Kearny	Deerfield	2,762,679
217	Morton	Rolla	1,298,670
218	Morton	Elkhart	10,018,040
219	Clark	Minneola	2,570,684
220	Clark	Ashland	2,157,654
223	Washington	Barnes	3,551,093
224	Washington	Clifton-Clyde	2,891,751
225	Meade	Fowler	885,757
226	Meade	Meade	3,163,877
227	Hodgeman	Hodgeman County Schools	2,735,789
229	Johnson	Blue Valley	148,974,595
230	Johnson	Spring Hill	38,867,246
231	Johnson	Gardner-Edgerton	40,408,679
232	Johnson	De Soto	48,537,420
233	Johnson	Olathe	208,159,134
234	Bourbon	Fort Scott	13,547,108
235	Bourbon	Uniontown	4,662,316
237	Smith	Smith Center	4,150,203
239	Ottawa	North Ottawa County	5,658,732
240	Ottawa	Twin Valley	5,461,897
241	Wallace	Wallace County Schools	1,973,188
242	Wallace	Weskan	1,386,986
243	Coffey	Lebo-Waverly	4,099,649
244	Coffey	Burlington	6,777,356
245	Coffey	Lekoy-Gridley	2,020,315
246	Crawford	Northeast	4,592,496
247	Crawford	Cherokee	4,782,655
248	Crawford	Girard	8,253,561
249	Crawford	Frontenac Public Schools	7,488,677
250	Crawford	Pittsburg	25,940,363
251	Lyon	North Lyon County	3,267,041
252	Lyon	Southern Lyon County	4,775,664
253	Lyon	Emporia	33,659,826
254	Barber	Barber County North	4,352,450
255	Barber	South Barber	2,399,126
256	Allen	Marmaton Valley	2,767,176
257	Allen	Iola	9,525,539
258	Allen	Humboldt	7,532,078
259	Sedgwick	Wichita	377,162,029
260	Sedgwick	Derby	48,914,611
261	Sedgwick	Haysville	41,870,927
262	Sedgwick	Valley Center Pub Sch	22,142,841
263	Sedgwick	Mulvane	12,037,040
264	Sedgwick	Clearwater	8,367,630
265	Sedgwick	Goddard	41,403,431
266	Sedgwick	Maize	54,085,383
267	Sedgwick	Renwick	12,369,434

4/26/2024			Col 20
			2024-2025 Est.
			Computed Gen Fund
			(Excl Sped)
USD #	County	District Name	\$5,378
Total	STATE TOTALS		3,677,098,162
268	Sedgwick	Cheney	6,422,945
269	Rooks	Palco	1,038,492
270	Rooks	Plainville	3,608,100
271	Rooks	Stockton	2,876,692
272	Mitchell	Waconda	3,122,467
273	Mitchell	Beloit	6,954,830
274	Logan	Oakley	3,760,835
275	Logan	Triplains	892,545
281	Graham	Graham County	3,629,074
282	Elk	West Elk	5,207,520
283	Elk	Elk Valley	1,597,266
284	Chase	Chase County	3,476,249
285	Chautauqua	Cedar Vale	1,605,333
286	Chautauqua	Chautauqua Co Community	3,734,483
287	Franklin	West Franklin	5,671,963
288	Franklin	Central Heights	5,392,521
289	Franklin	Wellsville	6,408,553
290	Franklin	Ottawa	16,474,945
291	Gove	Grinnell Public Schools	861,556
292	Gove	Wheatland	1,527,352
293	Gove	Quinter Public Schools	2,808,392
294	Decatur	Oberlin	3,802,246
297	Cheyenne	St Francis Comm Sch	2,914,338
298	Lincoln	Lincoln	3,266,597
299	Lincoln	Sylvan Grove	2,904,658
300	Comanche	Comanche County	3,146,668
303	Ness	Ness City	2,613,708
305	Saline	Salina	50,040,063
306	Saline	Southeast Of Salina	5,886,221
307	Saline	Ell Saline	3,850,548
308	Reno	Hutchinson Public Schools	31,169,854
309	Reno	Nickerson	8,558,515
310	Reno	Fairfield	2,974,034
311	Reno	Pretty Prairie	2,889,728
312	Reno	Haven Public Schools	7,000,299
313	Reno	Buhler	16,372,468
314	Thomas	Brewster	1,321,947
315	Thomas	Colby Public Schools	7,486,176
316	Thomas	Golden Plains	1,918,870
320	Pottawatomie	Wamego	10,978,354
321	Pottawatomie	Kaw Valley	8,402,387
322	Pottawatomie	Osaga-Havensville-Wheaton	3,105,257
323	Pottawatomie	Rock Creek	9,701,187
325	Phillips	Phillipsburg	5,108,562
326	Phillips	Logan	1,478,412
327	Ellsworth	Ellsworth	5,567,306
329	Wabaunsee	Mill Creek Valley	3,720,722
330	Wabaunsee	Mission Valley	4,237,864
331	Kingman	Kingman - Norwich	7,577,470
332	Kingman	Cunningham	2,281,885
333	Cloud	Concordia	9,078,582
334	Cloud	Southern Cloud	1,742,284
335	Jackson	North Jackson	4,543,334
336	Jackson	Holton	8,795,817
337	Jackson	Royal Valley	7,572,984
338	Jefferson	Valley Falls	3,427,399
339	Jefferson	Jefferson County North	4,054,696
340	Jefferson	Jefferson West	11,185,617
341	Jefferson	Oskaloosa Public Schools	4,769,748
342	Jefferson	McLouth	4,068,457
343	Jefferson	Perry Public Schools	6,635,258
344	Linn	Pleasanton	3,244,547
345	Shawnee	Seaman	25,727,030
346	Linn	Jayhawk	5,678,403
347	Edwards	Kinsley-Offertle	2,924,019
348	Douglas	Baldwin City	9,803,866
349	Stafford	Stafford	2,686,849
350	Stafford	St John-Hudson	3,081,594
351	Stafford	Macksville	2,195,300
352	Sherman	Goodland	7,646,036
353	Sumner	Wellington	11,602,549
355	Barton	Ellinwood Public Schools	3,935,620
356	Sumner	Conway Springs	3,505,509
357	Sumner	Belle Plaine	5,008,445
358	Sumner	Oxford	3,792,559

4/26/2024			Col 20
			2024-2025 Est.
			Computed Gen Fund
			(Excl Sped)
USD #	County	District Name	\$5,378
Total	STATE TOTALS		3,677,098,162
359	Summer	Argonia Public Schools	1,636,525
360	Summer	Caldwell	2,574,133
361	Harper	Anthony-Harper	7,729,610
362	Linn	Prairie View	7,619,117
363	Finney	Holcomb	8,189,431
364	Marshall	Marysville	6,835,438
365	Anderson	Garnett	7,969,658
366	Woodson	Woodson	4,114,836
367	Miami	Osawatomie	8,817,872
368	Miami	Paola	12,513,574
369	Harvey	Burrton	1,753,228
371	Gray	Montezuma	2,005,994
372	Shawnee	Silver Lake	5,573,221
373	Harvey	Newton	22,857,491
374	Haskell	Sublette	4,011,450
375	Butler	Circle	13,731,587
376	Rice	Sterling	4,348,113
377	Atchison	Atchison Co Comm Schools	4,818,056
378	Riley	Riley County	5,846,962
379	Clay	Clay County	10,027,819
380	Marshall	Vermillion	5,401,663
381	Ford	Spearville	3,094,501
382	Pratt	Pratt	9,427,831
383	Riley	Manhattan-Ogden	49,131,607
384	Riley	Blue Valley	2,600,801
385	Butler	Andover	39,739,663
386	Greenwood	Madison-Virgil	2,371,382
387	Wilson	Altoona-Midway	1,929,626
388	Ellis	Ellis	3,008,991
389	Greenwood	Bureka	5,392,529
390	Greenwood	Hamilton	1,192,303
392	Osborne	Osborne County	3,184,852
393	Dickinson	Solomon	3,527,430
394	Butler	Rose Hill Public Schools	11,054,250
395	Rush	LaCrosse	2,858,945
396	Butler	Douglass Public Schools	5,456,524
397	Marion	Centre	3,308,153
398	Marion	Peabody-Burns	2,328,082
399	Russell	Paradise	1,255,763
400	McPherson	Smoky Valley	7,484,464
401	Rice	Chase-Raymond	1,725,800
402	Butler	Augusta	13,494,512
403	Rush	Otis-Bison	2,276,364
404	Cherokee	Riverton	6,252,173
405	Rice	Lyons	7,019,903
407	Russell	Russell County	6,797,792
408	Marion	Marion-Florence	4,795,029
409	Atchison	Atchison Public Schools	11,468,585
410	Marion	Durham-Hillsboro-Lehigh	5,471,673
411	Marion	Goessel	2,616,397
412	Sheridan	Hoxie Community Schools	3,693,610
413	Neosho	Chanute Public Schools	13,337,440
415	Brown	Hiawatha	7,660,845
416	Miami	Louisburg	11,589,147
417	Morris	Morris County	7,006,458
418	McPherson	McPherson	15,337,809
419	McPherson	Canton-Galva	3,235,405
420	Osage	Osage City	6,118,008
421	Osage	Lyndon	3,633,061
422	Kiowa	Kiowa County	2,759,990
423	McPherson	Moundridge	4,426,632
426	Republic	Pike Valley	2,263,600
428	Barton	Great Bend	22,375,962
429	Doniphan	Troy Public Schools	2,697,805
430	Brown	South Brown County	5,107,487
431	Barton	Hoisington	6,441,768
432	Ellis	Victoria	2,521,206
434	Osage	Santa Fe Trail	8,610,875
435	Dickinson	Abilene	10,429,222
436	Montgomery	Caney Valley	6,671,631
437	Shawnee	Auburn Washburn	41,216,944
438	Pratt	Skyline Schools	3,345,654
439	Harvey	Sedgwick Public Schools	4,288,417
440	Harvey	Halstead	6,780,804
443	Ford	Dodge City	62,263,065

4/26/2024			Col 20
			2024-2025 Est.
			Computed Gen Fund
			(Excl Sped)
USD #	County	District Name	\$5,378
Total	STATE TOTALS		3,677,098,162
444	Rice	Little River	2,741,167
445	Montgomery	Coffeyville	13,476,785
446	Montgomery	Independence	13,979,385
447	Montgomery	Cherryvale	6,487,161
448	McPherson	Inman	3,771,591
449	Leavenworth	Easton	5,513,526
450	Shawnee	Shawnee Heights	25,414,454
452	Stanton	Stanton County	4,207,747
453	Leavenworth	Leavenworth	25,593,852
454	Osage	Burlingame Public School	2,733,100
456	Osage	Marais Des Cygnes Valley	2,346,328
457	Finney	Garden City	56,258,013
458	Leavenworth	Basehor-Linwood	19,137,308
459	Ford	Bucklin	2,365,782
460	Harvey	Hesston	6,531,043
461	Wilson	Neodesha	6,536,549
462	Cowley	Central	2,991,695
463	Cowley	Idell	2,953,264
464	Leavenworth	Tonganoxie	12,710,704
465	Cowley	Winfield	15,852,369
466	Scott	Scott County	8,044,152
467	Wichita	Leoti	3,569,916
468	Lane	Healy Public Schools	366,780
469	Leavenworth	Lansing	17,407,750
470	Cowley	Arkansas City	22,994,259
471	Cowley	Dexter	2,674,479
473	Dickinson	Chapman	8,989,865
474	Kiowa	Haviland	1,150,704
475	Gowry	Gowry County Schools	53,196,690
476	Gray	Copeland	1,255,225
477	Gray	Ingalls	2,300,171
479	Anderson	Crest	2,704,058
480	Seward	Liberal	39,222,292
481	Dickinson	Rural Vista	2,782,577
482	Lane	Dighton	2,470,653
483	Seward	Kismet-Plains	6,394,442
484	Wilson	Fredonia	5,719,845
487	Dickinson	Herington	4,148,745
489	Ellis	Hays	22,273,011
490	Butler	El Dorado	13,775,087
491	Douglas	Eudora	10,967,324
492	Butler	Flinthills	2,853,379
493	Cherokee	Columbus	8,629,223
494	Hamilton	Syracuse	5,557,087
495	Pawnee	Ft Larned	7,454,984
496	Pawnee	Pawnee Heights	1,562,758
497	Douglas	Lawrence	74,982,628
498	Marshall	Valley Heights	3,835,590
499	Cherokee	Galena	6,791,230
500	Wandotte	Kansas City	174,303,433
501	Shawnee	Topeka Public Schools	97,616,910
502	Edwards	Lewis	1,525,739
503	Labette	Parsons	10,989,844
504	Labette	Oswego	4,543,334
505	Labette	Chetopa-St. Paul	3,696,299
506	Labette	Labette County	11,538,854
507	Haskell	Satanta	2,806,778
508	Cherokee	Baxter Springs	7,324,064
509	Sumner	South Haven	2,189,922
511	Harper	Attica	1,798,941
512	Johnson	Shawnee Mission Pub Sch	192,188,510

4/26/2024			Col 21
			2024-2025 Est.
			General Fund
			Difference
USD #	County	District Name	(Col 20 - Col 4)
Total	STATE TOTALS		177,214,880
101	Neosho	Erie-Galesburg	228,952
102	Gray	Cimmaron-Ensign	43,690
103	Cheyenne	Cheylin	119,775
105	Rawlins	Rawlins County	139,490
106	Ness	Western Plains	106,890
107	Jewell	Rock Hills	56,664
108	Washington	Washington Co. Schools	216,698
109	Republic	Republic County	301,132
110	Phillips	Thunder Ridge Schools	86,837
111	Doniphan	Doniphan West Schools	300,362
112	Ellsworth	Central Plains	330
113	Nemaha	Prairie Hills	108,891
114	Doniphan	Riverside	374,129
115	Nemaha	Nemaha Central	233,616
200	Greeley	Greeley County Schools	63,742
202	Wyandotte	Turner-Kansas City	1,285,112
203	Wyandotte	Piper-Kansas City	1,074,940
204	Wyandotte	Bonner Springs	851,848
205	Butler	Bluestem	211,944
206	Butler	Remington-Whitewater	380,243
207	Leavenworth	Ft Leavenworth	492,270
208	Trego	Wakeeney	181,435
209	Stevens	Moscow Public Schools	107,909
210	Stevens	Hugoton Public Schools	330,252
211	Norton	Norton Community Schools	337,114
212	Norton	Northern Valley	131,794
214	Grant	Ulysses	546,229
215	Kearny	Lakin	264,477
216	Kearny	Deerfield	213,591
217	Morton	Rolla	30,251
218	Morton	Elkhart	38,941
219	Clark	Minneola	111,145
220	Clark	Ashland	87,856
223	Washington	Barnes	253,560
224	Washington	Clifton-Clyde	158,986
225	Meade	Fowler	-221,901
226	Meade	Meade	-6,965
227	Hodgeman	Hodgeman County Schools	103,258
229	Johnson	Blue Valley	8,182,486
230	Johnson	Spring Hill	2,578,824
231	Johnson	Gardner-Edgerton	1,892,949
232	Johnson	De Soto	2,356,986
233	Johnson	Olathe	10,155,400
234	Bourbon	Fort Scott	458,081
235	Bourbon	Uniontown	174,690
237	Smith	Smith Center	174,440
239	Ottawa	North Ottawa County	218,134
240	Ottawa	Twin Valley	276,716
241	Wallace	Wallace County Schools	46,362
242	Wallace	Weskan	169,428
243	Coffey	Lebo-Waverly	167,643
244	Coffey	Burlington	329,842
245	Coffey	Lekoy-Gridley	58,582
246	Crawford	Northeast	206,637
247	Crawford	Cherokee	256,879
248	Crawford	Girard	341,611
249	Crawford	Frontenac Public Schools	397,519
250	Crawford	Pittsburg	1,545,979
251	Lyon	North Lyon County	137,406
252	Lyon	Southern Lyon County	347,069
253	Lyon	Emporia	2,153,912
254	Barber	Barber County North	169,080
255	Barber	South Barber	73,910
256	Allen	Marmaton Valley	143,131
257	Allen	Iola	482,497
258	Allen	Humboldt	117,921
259	Sedgwick	Wichita	19,516,943
260	Sedgwick	Derby	2,886,533
261	Sedgwick	Haysville	1,463,525
262	Sedgwick	Valley Center Pub Sch	1,135,523
263	Sedgwick	Mulyane	580,390
264	Sedgwick	Clearwater	278,728
265	Sedgwick	Goddard	2,128,145
266	Sedgwick	Maize	2,926,577
267	Sedgwick	Remick	769,287

4/26/2024			Col 21
			2024-2025 Est.
			General Fund
			Difference
USD #	County	District Name	(Col 20 - Col 4)
Total	STATE TOTALS		177,214,880
268	Sedgwick	Cheney	242,551
269	Rooks	Palco	-12,689
270	Rooks	Plainville	221,527
271	Rooks	Stockton	-48,908
272	Mitchell	Waconda	161,251
273	Mitchell	Beloit	515,966
274	Logan	Oakley	114,774
275	Logan	Triplains	36,548
281	Graham	Graham County	124,968
282	Elk	West Elk	121,344
283	Elk	Elk Valley	229,103
284	Chase	Chase County	172,007
285	Chautauqua	Cedar Vale	42,299
286	Chautauqua	Chautauqua Co Community	77,229
287	Franklin	West Franklin	150,083
288	Franklin	Central Heights	451,055
289	Franklin	Wellsville	265,292
290	Franklin	Ottawa	639,227
291	Gove	Grinnell Public Schools	87,671
292	Gove	Wheatland	142,398
293	Gove	Quinter Public Schools	84,786
294	Decatur	Oberlin	193,836
297	Cheyenne	St Francis Comm Sch	170,888
298	Lincoln	Lincoln	193,445
299	Lincoln	Sylvan Grove	269,583
300	Comanche	Comanche County	134,572
303	Ness	Ness City	87,516
305	Saline	Salina	2,528,344
306	Saline	Southeast Of Salina	285,859
307	Saline	Ell Salina	156,760
308	Reno	Hutchinson Public Schools	1,321,187
309	Reno	Nickerson	216,198
310	Reno	Fairfield	129,333
311	Reno	Pretty Prairie	33,824
312	Reno	Haven Public Schools	355,577
313	Reno	Buhler	763,966
314	Thomas	Brewster	-7,055
315	Thomas	Colby Public Schools	289,200
316	Thomas	Golden Plains	-34,922
320	Pottawatomie	Wamego	522,514
321	Pottawatomie	Kaw Valley	489,221
322	Pottawatomie	Osaga-Havensville-Wheaton	242,239
323	Pottawatomie	Rock Creek	498,000
325	Phillips	Phillipsburg	237,311
326	Phillips	Logan	-39,338
327	Ellsworth	Ellsworth	285,962
329	Wabaunsee	Mill Creek Valley	186,594
330	Wabaunsee	Mission Valley	187,816
331	Kingman	Kingman - Norwich	325,050
332	Kingman	Cunningham	105,747
333	Cloud	Concordia	370,134
334	Cloud	Southern Cloud	-39,038
335	Jackson	North Jackson	843,849
336	Jackson	Holton	477,925
337	Jackson	Royal Valley	416,709
338	Jefferson	Valley Falls	105,953
339	Jefferson	Jefferson County North	270,747
340	Jefferson	Jefferson West	464,224
341	Jefferson	Oskaloosa Public Schools	-70,466
342	Jefferson	McLouth	113,046
343	Jefferson	Perry Public Schools	452,784
344	Linn	Pleasanton	471,792
345	Shawnee	Seaman	1,116,670
346	Linn	Jayhawk	403,974
347	Edwards	Kinsley-Offertle	112,390
348	Douglas	Baldwin City	661,063
349	Stafford	Stafford	89,425
350	Stafford	St John-Hudson	207,383
351	Stafford	Macksville	39,006
352	Sherman	Goodland	313,412
353	Sumner	Wellington	598,453
355	Barton	Ellinwood Public Schools	225,450
356	Sumner	Conway Springs	99,083
357	Sumner	Belle Plaine	63,960
358	Sumner	Oxford	165,820

4/26/2024			Col 21
			2024-2025 Est.
			General Fund
			Difference
USD #	County	District Name	(Col 20 - Col 4)
Total	STATE TOTALS		177,214,880
359	Summer	Argonia Public Schools	-112,729
360	Summer	Caldwell	120,696
361	Harper	Anthony-Harper	489,230
362	Linn	Prairie View	318,088
363	Finney	Holcomb	402,234
364	Marshall	Marysville	282,094
365	Anderson	Garnett	377,853
366	Woodson	Woodson	357,847
367	Miami	Osawatomie	293,898
368	Miami	Paola	667,622
369	Harvey	Burrton	-137,473
371	Gray	Montezuma	72,554
372	Shawnee	Silver Lake	177,906
373	Harvey	Newton	747,179
374	Haskell	Sublette	156,781
375	Butler	Circle	811,816
376	Rice	Sterling	343,348
377	Atchison	Atchison Co. Comm Schools	255,640
378	Riley	Riley County	391,100
379	Clay	Clay County	513,259
380	Marshall	Vermillion	310,610
381	Ford	Spearville	269,135
382	Pratt	Pratt	667,780
383	Riley	Manhattan-Ogden	3,243,898
384	Riley	Blue Valley	171,281
385	Butler	Andover	1,926,695
386	Greenwood	Madison-Virgil	85,340
387	Wilson	Altoona-Midway	12,976
388	Ellis	Ellis	140,885
389	Greenwood	Bureka	41,355
390	Greenwood	Hamilton	2,729
392	Osborne	Osborne County	108,138
393	Dickinson	Solomon	214,124
394	Butler	Rose Hill Public Schools	575,179
395	Rush	LaCrosse	132,286
396	Butler	Douglass Public Schools	198,612
397	Marion	Centre	184,024
398	Marion	Peabody-Burns	71,743
399	Russell	Paradise	-94,083
400	McPherson	Smoky Valley	324,908
401	Rice	Chase-Raymond	-13,787
402	Butler	Augusta	575,046
403	Rush	Otis-Bison	-3,652
404	Cherokee	Riverton	295,509
405	Rice	Lyons	188,754
407	Russell	Russell County	159,987
408	Marion	Marion-Florence	207,823
409	Atchison	Atchison Public Schools	372,675
410	Marion	Durham-Hillsboro-Lehigh	264,877
411	Marion	Goessel	85,117
412	Sheridan	Hoxie Community Schools	140,660
413	Neosho	Chanute Public Schools	590,982
415	Brown	Hiawatha	165,757
416	Miami	Louisburg	537,331
417	Morris	Morris County	346,775
418	McPherson	McPherson	591,223
419	McPherson	Canton-Galva	310,314
420	Osage	Osage City	274,738
421	Osage	Lyndon	9,384
422	Kiowa	Kiowa County	59,788
423	McPherson	Moundridge	408,638
426	Republic	Pike Valley	111,376
428	Barton	Great Bend	1,259,426
429	Doniphan	Troy Public Schools	9,615
430	Brown	South Brown County	211,305
431	Barton	Hoisington	144,350
432	Ellis	Victoria	94,739
434	Osage	Santa Fe Trail	434,581
435	Dickinson	Abilene	420,117
436	Montgomery	Caney Valley	357,420
437	Shawnee	Auburn Washburn	1,946,050
438	Pratt	Skyline Schools	7,417
439	Harvey	Sedgwick Public Schools	207,841
440	Harvey	Halstead	290,548
443	Ford	Dodge City	3,265,619

4/26/2024			Col 21
			2024-2025 Est.
			General Fund
			Difference
USD #	County	District Name	(Col 20 - Col 4)
Total	STATE TOTALS		177,214,880
444	Rice	Little River	145,778
445	Montgomery	Coffeyville	608,877
446	Montgomery	Independence	343,564
447	Montgomery	Cherryvale	88,278
448	McPherson	Inman	253,239
449	Leavenworth	Easton	385,840
450	Shawnee	Shawnee Heights	1,131,135
452	Stanton	Stanton County	181,613
453	Leavenworth	Leavenworth	1,021,788
454	Osage	Burlingame Public School	113,289
456	Osage	Marais Des Cygnes Valley	22,123
457	Finney	Garden City	2,591,729
458	Leavenworth	Basehor-Linwood	1,332,738
459	Ford	Bucklin	31,916
460	Harvey	Hesston	260,592
461	Wilson	Neodesha	431,957
462	Cowley	Central	109,161
463	Cowley	Idell	-23,584
464	Leavenworth	Tonganoxie	683,464
465	Cowley	Winfield	629,149
466	Scott	Scott County	399,653
467	Wichita	Leoti	177,746
468	Lane	Healy Public Schools	-98,263
469	Leavenworth	Lansing	609,275
470	Cowley	Arkansas City	1,362,961
471	Cowley	Dexter	187,465
473	Dickinson	Chapman	416,585
474	Kiowa	Haviland	102,054
475	Gery	Gery County Schools	3,343,933
476	Gray	Copeland	110,334
477	Gray	Ingalls	71,627
479	Anderson	Crest	153,444
480	Seward	Liberal	2,257,972
481	Dickinson	Rural Vista	196,855
482	Lane	Dighton	119,488
483	Seward	Kismet-Plains	158,080
484	Wilson	Fredonia	218,808
487	Dickinson	Herington	128,671
489	Ellis	Hays	1,174,314
490	Butler	El Dorado	660,842
491	Douglas	Eudora	477,360
492	Butler	Flinthills	79,389
493	Cherokee	Columbus	732,135
494	Hamilton	Syracuse	187,212
495	Pawnee	Ft Larned	367,400
496	Pawnee	Pawnee Heights	-27,730
497	Douglas	Lawrence	3,352,094
498	Marshall	Valley Heights	80,137
499	Cherokee	Galena	88,228
500	Wandotte	Kansas City	7,936,305
501	Shawnee	Topeka Public Schools	4,352,418
502	Edwards	Lewis	-9,319
503	Labette	Parsons	516,996
504	Labette	Oswego	232,272
505	Labette	Chetopa-St. Paul	270,549
506	Labette	Labette County	435,542
507	Haskell	Satanta	68,925
508	Cherokee	Baxter Springs	246,987
509	Sumner	South Haven	117,071
511	Harper	Attica	39,511
512	Johnson	Shawnee Mission Pub Sch	10,013,420

9/20/24 + 2/20/25 2024-2025 Est. 9/20/24 + 2/20/25 2024-2025 Est. Est. Bilingual WTD FTE 9/20/24 + 2/20/25

Bilingual Contact Hours	Bilingual Contact Hrs WTD FTE	Bilingual Headcount	Bilingual Headcount WTD FTE	Est. Bilingual WTD FTE	Free Meal Headcount
	0.0		0.0	0.0	

If districts wish to recalculate the weightings for 2024-2025 and not use the 2023-2024 weightings as noted above, do so by entering the projected weighting counts in the yellow cells above. The computed weightings in the gray shaded cells are based on the [Estimates worksheet tab](#) into the corresponding columns as noted above in the gray shaded cells.

*For purposes of projecting High-Density At-Risk, it is recommended to use the Weighted FTE as noted above.

**For purposes of projecting Transportation Weighted FTE, it is recommended to use the Weighted FTE as noted above.

Note: These calculations are intended for simplifying the process of estimating the Weighted FTE and

2024-2025 Est.

Est. AR + HDAR WTD FTE

9/20/24 + 2/20/25

PK-12 At-Risk WTD FTE (free meals)	*USD HDAR WTD FTE	*School HDAR WTD FTE	HDAR (max USD or School)	Est. AR + HDAR WTD FTE	Vocational Contact Hours
0.0			0.0	0.0	

Enter in Column 15
on FY25 Estimates

preloaded on **FY25 Estimates** worksheet tab, then complete this worksheet tab.
n the gray boxes above will then need to be manually entered on the **FY25**

ted on the Preliminary Legal Max Letter or Audited Legal Max Letter.

; as noted on the Preliminary Legal Max Letter or Audited Legal Max Letter.

are not intended to be precisely computed.

Est. Vocational WTD FTE	2024-2025 Est.	2024-2025 Est.	Est. Special Levies WTD FTE
Enter in Column 16 on FY25 Estimates	Ancillary Tax Appeal	COLA Tax Appeal	Enter in Column 17 on FY25 Estimates
0.0			0.0

9/20/2024 9/20/2024 2024-2025 Est. 2024-2025 Est. Est. Virtual State Aid

Full-Time Virtual FTE	Part-Time Virtual FTE	Adult Credits	Dropout Credits	Est. Virtual State Aid
				0

Enter in Column 19
on FY25 Estimates

DEPOSITED WITH: **United Bank & Trust**

ACCOUNT NUMBER: *8005992730

NAME: SES, Kaitlin Shaffer

DATE: 4-5-24

DEPOSIT TYPE: CASH

AMOUNT: 156.80

TOTAL DEPOSIT: 4577.20

NEW HERE FOR LESS CASH RECEIVED:

MEMO: *CHKS*

UNITED SCHOOL DISTRICT 113
SABETHA ELEMENTARY ACTIVITY FUND
101 ORGON ST
SABETHA, OH 45383

#0000 04/05/2024 \$4,733.70

DEPOSIT TO ACCOUNT NUMBER: #0000

DATE: 04/16/2024

AMOUNT: \$3,022.00

MEMO: *CHKS*

UNITED SCHOOL DISTRICT 113
SABETHA ELEMENTARY ACTIVITY FUND
101 ORGON ST
SABETHA, OH 45383

#0000 04/16/2024 \$3,022.00

DEPOSIT TO ACCOUNT NUMBER: #0000

DATE: 04/23/2024

AMOUNT: \$5,837.29

MEMO: *Check*

UNITED SCHOOL DISTRICT 113
SABETHA ELEMENTARY ACTIVITY FUND
101 ORGON ST
SABETHA, OH 45383

#0000 04/23/2024 \$5,837.29

DEPOSIT TO ACCOUNT NUMBER: #0000

DATE: 04/26/2024

AMOUNT: \$2,461.15

MEMO: *CHKS*

UNITED SCHOOL DISTRICT 113
SABETHA ELEMENTARY ACTIVITY FUND
101 ORGON ST
SABETHA, OH 45383

#0000 04/26/2024 \$2,461.15

UNIFIED SCHOOL DISTRICT 113
SABETHA ELEMENTARY ACTIVITY FUND
101 ORGON ST
SABETHA, OH 45383

CHECK # 234090070

Check Date: 04/25/2024

Check Amount: \$45.62

VOID AFTER 60 DAYS

To the Order of: GARRETT'S COUNTRYMART
PO Box 118
SABETHA, OH 45383

#40900070 04/16/2024 \$45.62

UNIFIED SCHOOL DISTRICT 113
SABETHA ELEMENTARY ACTIVITY FUND
101 ORGON ST
SABETHA, OH 45383

CHECK # 234090071

Check Date: 04/25/2024

Check Amount: \$3,995.36

VOID AFTER 60 DAYS

To the Order of: SO-GLASTIC INC
PO Box 888840
CINCINNATI, OH 45288

#40900071 04/30/2024 \$3,995.36

PUBLIC FUND NOW-XXXXXX2730 (continued)

Electronic Credits (continued)

Date	Description	Amount
04/19/2024	Prairie Hills US SET TRANS 1900584159	\$75.00
04/23/2024	Prairie Hills US SET TRANS 1900584159	\$33.00
04/23/2024	SET TRANS Prairie Hills US EFUNDS CC CREDIT FOR 04-19-2024	\$185.00
04/24/2024	Prairie Hills US SET TRANS 1900584159	\$60.00
04/24/2024	SET TRANS Prairie Hills US EFUNDS CC CREDIT FOR 04-22-2024	\$161.85
04/25/2024	SET TRANS Prairie Hills US EFUNDS CC CREDIT FOR 04-23-2024	\$30.00
04/25/2024	Prairie Hills US SET TRANS 1900584159	\$192.00
04/26/2024	SET TRANS Prairie Hills US EFUNDS CC CREDIT FOR 04-24-2024	\$85.00
04/30/2024	SET TRANS Prairie Hills US EFUNDS CC CREDIT FOR 04-26-2024	\$60.00

Other Credits

Date	Description	Amount
04/30/2024	INTEREST	\$2.82

Electronic Debits

Date	Description	Amount
04/16/2024	VISA PAYMENT 486544XXXXX1795	\$74.23

Checks Cleared

Check Nbr	Date	Amount	Check Nbr	Date	Amount
2340900070	04/16/2024	\$45.62	2340900071	04/30/2024	\$3,995.36

* Indicates skipped check number

Daily Balances

Date	Amount	Date	Amount	Date	Amount
04/01/2024	\$23,966.94	04/11/2024	\$29,364.64	04/23/2024	\$39,568.33
04/03/2024	\$24,103.94	04/12/2024	\$29,384.64	04/24/2024	\$39,790.18
04/04/2024	\$24,228.94	04/15/2024	\$29,484.64	04/25/2024	\$40,012.18
04/05/2024	\$29,064.64	04/16/2024	\$33,069.44	04/26/2024	\$42,558.33
04/08/2024	\$29,114.64	04/17/2024	\$33,369.44	04/30/2024	\$38,625.79
04/09/2024	\$29,264.64	04/18/2024	\$33,438.04		
04/10/2024	\$29,289.64	04/19/2024	\$33,513.04		

ADDRESS SERVICE REQUESTED

PRAIRIE HILLS USD 113
SABETHA ELEMENTARY SCHOOL
KAITLIN SHAFER
ACTIVITIES ACCOUNT
101 OREGON ST
SABETHA KS 66534-2804

Managing Your Accounts

Bank Name	United Bank & Trust - Sabetha
Phone Number	785-284-2187
Mailing Address	935 Main Street Sabetha, KS 66534
Online Access	www.ubankonline.com
Tele-Banking	1-800-553-1781

Summary of Accounts

Account Type	Account Number	Ending Balance
PUBLIC FUND NOW	XXXXXX2730	\$38,625.79

PUBLIC FUND NOW-XXXXXX2730

Account Summary

Date	Description	Amount
03/30/2024	Beginning Balance	\$23,916.94
	30 Credit(s) This Period	\$18,824.06
	3 Debit(s) This Period	\$4,115.21
04/30/2024	Ending Balance	\$38,625.79

Interest Summary

Description	Amount
Interest Earned From 03/30/2024 Through 04/30/2024	
Annual Percentage Yield Earned	0.10%
Interest Days	32
Interest Earned	\$2.82
Interest Paid This Period	\$2.82
Interest Paid Year-to-Date	\$9.72
Average Ledger Balance	\$32,128.83

Deposits

Date	Description	Amount
04/05/2024	DEPOSIT	\$4,733.70
04/16/2024	DEPOSIT	\$3,022.00
04/23/2024	DEPOSIT	\$5,837.29
04/26/2024	DEPOSIT	\$2,461.15

Electronic Credits

Date	Description	Amount
04/01/2024	SET TRANS Prairie Hills US EFUNDS CC CREDIT FOR 03-28-2024	\$50.00
04/03/2024	SET TRANS Prairie Hills US EFUNDS CC CREDIT FOR 04-01-2024	\$137.00
04/04/2024	SET TRANS Prairie Hills US EFUNDS CC CREDIT FOR 04-02-2024	\$125.00
04/05/2024	SET TRANS Prairie Hills US EFUNDS CC CREDIT FOR 04-03-2024	\$102.00
04/08/2024	SET TRANS Prairie Hills US EFUNDS CC CREDIT FOR 04-04-2024	\$50.00
04/09/2024	SET TRANS Prairie Hills US EFUNDS CC CREDIT FOR 04-05-2024	\$150.00
04/10/2024	SET TRANS Prairie Hills US EFUNDS CC CREDIT FOR 04-08-2024	\$25.00
04/11/2024	SET TRANS Prairie Hills US EFUNDS CC CREDIT FOR 04-09-2024	\$75.00
04/12/2024	SET TRANS Prairie Hills US EFUNDS CC CREDIT FOR 04-10-2024	\$20.00
04/15/2024	SET TRANS Prairie Hills US EFUNDS CC CREDIT FOR 04-11-2024	\$25.00
04/15/2024	Prairie Hills US SET TRANS 1900584159	\$75.00
04/16/2024	SET TRANS Prairie Hills US EFUNDS CC CREDIT FOR 04-12-2024	\$177.65
04/16/2024	Prairie Hills US SET TRANS 1900584159	\$505.00
04/17/2024	Prairie Hills US SET TRANS 1900584159	\$50.00
04/17/2024	SET TRANS Prairie Hills US EFUNDS CC CREDIT FOR 04-15-2024	\$250.00
04/18/2024	SET TRANS Prairie Hills US EFUNDS CC CREDIT FOR 04-16-2024	\$68.60

Bank Reconciliation

April 2024 — Bank Account: SES ACTIVITY ACCOUNT — Status: O — Created By: SHAFER, KAITLIN C

PRAIRIE HILLS USD 113

Cash Receipt Deposits

Post Date	Deposit Number	Batch	Description	Debit	Credit	Total
04/26/2024	202340900186	SESEfundsCard	SESEfundsCard	60.00	0.00	60.00
04/30/2024	202340900195	SESInterest	SESInterest	2.82	0.00	2.82
Cash Receipt Deposit Total:				\$18,824.06	\$0.00	\$18,824.06

Outstanding Checks

Check Number	Check Date	Cash Post Date	Origin	Type	Name on Check	Amount
02244	09/22/2021	09/22/2021	O - Other	M - Manual	GENE'S THRIFTWAY, INC.	9.98
02258	12/20/2021	10/20/2021	O - Other	M - Manual	KIM PYLE	20.00
02320	12/06/2022	12/06/2022	O - Other	M - Manual	MEGAN BECKER	22.13
2340900066	03/04/2024	03/04/2024	A - Accounts Payable	R - Regular	JENNIFER CRISTY HERRMANN	113.40
2340900072	04/29/2024	04/29/2024	A - Accounts Payable	R - Regular	GARRETT'S COUNTRYMART	121.35
2340900073	04/29/2024	04/29/2024	A - Accounts Payable	R - Regular	PEPSI COLA BOTTLING COMPANY OF MARYSVILLE INC	139.00
Outstanding Checks Total:						\$425.86

Checks

Check Number	Check Date	Cash Post Date	Origin	Type	Name on Check	Amount
2340900069	04/02/2024	04/02/2024	A - Accounts Payable	R - Regular	VISA	74.23
2340900070	04/05/2024	04/05/2024	A - Accounts Payable	R - Regular	GARRETT'S COUNTRYMART	45.62
2340900071	04/24/2024	04/24/2024	A - Accounts Payable	R - Regular	SCHOLASTIC INC	3,995.36
Checks Total:						\$4,115.21

Bank Reconciliation

April 2024 — Bank Account: SES ACTIVITY ACCOUNT — Status: 0 — Created By: SHAFER, KAITLIN C

PRAIRIE HILLS USD 113

Cash Receipt Deposits

Post Date	Deposit Number	Batch	Description	Debit	Credit	Total
04/04/2024	202340900162	SESEfundsCard	SESEfundsCard	50.00	0.00	50.00
04/05/2024	202340900163	SESEfundsCard	SESEfundsCard	150.00	0.00	150.00
04/05/2024	202340900164	SESBnkDrp	SESBnkDrp	1,668.15	0.00	1,668.15
04/05/2024	202340900164	SESBnkDrp	SESBnkDrp	114.30	0.00	114.30
04/05/2024	202340900164	SESBnkDrp	SESBnkDrp	1.25	0.00	1.25
04/05/2024	202340900164	SESBnkDrp	SESBnkDrp	2,950.00	0.00	2,950.00
04/05/2024	202340900164	SESEfundsCard	SESEfundsCard	25.00	0.00	25.00
04/08/2024	202340900165	SESEfundsCheck	SESEfundsCheck	75.00	0.00	75.00
04/09/2024	202340900166	SESEfundsCard	SESEfundsCard	75.00	0.00	75.00
04/09/2024	202340900167	SESEfundsCheck	SESEfundsCheck	505.00	0.00	505.00
04/10/2024	202340900168	SESEfundsCheck	SESEfundsCheck	20.00	0.00	20.00
04/10/2024	202340900169	SESEfundsCard	SESEfundsCard	50.00	0.00	50.00
04/11/2024	202340900170	SESEfundsCheck	SESEfundsCheck	25.00	0.00	25.00
04/11/2024	202340900171	SESEfundsCard	SESEfundsCard	177.65	0.00	177.65
04/12/2024	202340900172	SESEfundsCard	SESEfundsCard	75.00	0.00	75.00
04/15/2024	202340900173	SESEfundsCheck	SESEfundsCheck	250.00	0.00	250.00
04/15/2024	202340900174	SESEfundsCard	SESEfundsCard	68.60	0.00	68.60
04/16/2024	202340900175	SESEfundsCard	SESEfundsCard	2,340.00	0.00	2,340.00
04/16/2024	202340900176	SESBnkDp	SESBnkDp	532.00	0.00	532.00
04/16/2024	202340900176	SESBnkDp	SESBnkDp	150.00	0.00	150.00
04/16/2024	202340900177	SESEfundsCheck	SESEfundsCheck	33.00	0.00	33.00
04/17/2024	202340900178	SESEfundsCheck	SESEfundsCheck	60.00	0.00	60.00
04/18/2024	202340900178	SESEfundsCheck	SESEfundsCheck	192.00	0.00	192.00
04/19/2024	202340900179	SESEfundsCheck	SESEfundsCheck	185.00	0.00	185.00
04/19/2024	202340900180	SESEfundsCard	SESEfundsCard	161.85	0.00	161.85
04/22/2024	202340900181	SESEfundsCard	SESEfundsCard	30.00	0.00	30.00
04/23/2024	202340900182	SESEfundsCard	SESEfundsCard	5,837.29	0.00	5,837.29
04/23/2024	202340900183	SESBnkFair	SESBnkFair	85.00	0.00	85.00
04/24/2024	202340900184	SESEfundsCard	SESEfundsCard	1,782.15	0.00	1,782.15
04/26/2024	202340900185	SESEfundsBnkDrp	SESEfundsBnkDrp	400.15	0.00	400.15
04/26/2024	202340900185	SESEfundsBnkDrp	SESEfundsBnkDrp	17.90	0.00	17.90
04/26/2024	202340900185	SESEfundsBnkDrp	SESEfundsBnkDrp	260.95	0.00	260.95

Bank Reconciliation

April 2024 — Bank Account: SES ACTIVITY ACCOUNT — Status: O — Created By: SHAFER, KAITLIN C

PRAIRIE HILLS USD 113

	System Totals	On Statement	Outstanding
Monthly Beginning Balance			-115.51
ACH	0.00	0.00	0.00
Accounts Payable Invoices	0.00	0.00	0.00
Accounts Receivable Invoices	0.00	0.00	0.00
Cash Receipt Deposits	19,236.06	18,824.06	462.00
Checks	-4,375.56	-4,115.21	-425.86
Fee Management Payments	0.00	0.00	0.00
Food Service Payments	0.00	0.00	0.00
Food Service Purchases	0.00	0.00	0.00
Journal Entries	0.00	0.00	0.00
Wire Transfers	0.00	0.00	0.00
Manual Adjustments	0.00	0.00	0.00
Grand Totals	\$14,860.50	\$14,708.85	\$36.14

Bank Statement Ending Balance	38,625.79
+ Outstanding Balance	36.14
- Monthly Ending Balance	38,661.93
= Variance	\$0.00

Outstanding Cash Receipt Deposits

Post Date	Deposit Number	Batch	Description	Debit	Credit	Total
04/29/2024	202340900187	SESEfundsCheck	SESEfundsCheck	192.00	0.00	192.00
04/29/2024	202340900188	SESEfundsCard	SESEfundsCard	200.00	0.00	200.00
04/30/2024	202340900189	SESEfundsCard	SESEfundsCard	70.00	0.00	70.00
Cash Receipt Deposit Total:				\$462.00	\$0.00	\$462.00

Cash Receipt Deposits

Post Date	Deposit Number	Batch	Description	Debit	Credit	Total
03/28/2024	202340900156	SESEfundsCard	SESEfundsCard	50.00	0.00	50.00
04/01/2024	202340900157	SESEfundsCard	SESEfundsCard	137.00	0.00	137.00
04/02/2024	202340900158	SESEfundsCard	SESEfundsCard	125.00	0.00	125.00
04/03/2024	202340900159	SESEfundsCard	SESEfundsCard	102.00	0.00	102.00

Bank Reconciliation

April 2024 — Bank Account: APS ACTIVITY ACCOUNT — Status: O — Created By: KOHAKE,
MICHELLE L

PRAIRIE HILLS USD 113

	System Totals	On Statement	Outstanding	
Monthly Beginning Balance			-3,150.08	
ACH	0.00	0.00	0.00	
Accounts Payable Invoices	0.00	0.00	0.00	
Accounts Receivable Invoices	0.00	0.00	0.00	
Cash Receipt Deposits	14,437.94	14,437.94	0.00	
Checks	-15,296.79	-15,669.64	-2,777.23	
Fee Management Payments	0.00	0.00	0.00	
Food Service Payments	0.00	0.00	0.00	
Food Service Purchases	0.00	0.00	0.00	
Journal Entries	0.00	0.00	0.00	
Wire Transfers	-856.23	-856.23	0.00	
Manual Adjustments			0.00	
Grand Totals	-\$1,715.08	-\$2,087.93	-\$2,777.23	
Bank Statement Ending Balance	93,286.04			
+ Outstanding Balance	-2,777.23			
- Monthly Ending Balance	90,508.81			
= Variance	\$0.00			

Cash Receipt Deposits						
Post Date	Deposit Number	Batch	Description	Debit	Credit	Total
04/03/2024	202410900074	APS 4/3	Kays Popcorn Sales	4,751.00	0.00	4,751.00
04/04/2024	202410900073	APS 4/4	YB, Ad & St Lunch, Donations, Music Dept, Jr Class Prom Shirts	90.00	0.00	90.00
04/04/2024	202410900073	APS 4/4	YB, Ad & St Lunch, Donations, Music Dept, Jr Class Prom Shirts	53.35	0.00	53.35
04/04/2024	202410900073	APS 4/4	YB, Ad & St Lunch, Donations, Music Dept, Jr Class Prom Shirts	905.00	0.00	905.00
04/04/2024	202410900073	APS 4/4	YB, Ad & St Lunch, Donations, Music Dept, Jr Class Prom Shirts	1,062.99	0.00	1,062.99
04/04/2024	202410900073	APS 4/4	YB, Ad & St Lunch, Donations, Music Dept, Jr Class Prom Shirts	16.00	0.00	16.00

Bank Reconciliation

April 2024 — Bank Account: APS ACTIVITY ACCOUNT — Status: O — Created By: KOHAKE,
MICHELLE L

PRAIRIE HILLS USD 113

Cash Receipt Deposits

Post Date	Deposit Number	Batch	Description	Debit	Credit	Total
04/04/2024	202410900073	APS 4/4	YB, Ad & St Lunch, Donations, Music Dept, Jr Class Prom Shirts	720.00	0.00	720.00
04/10/2024	202410900075	APS 4/9	4/5 School Play Staff Taco/Potato Bar	692.59	0.00	692.59
04/10/2024	202410900075	APS 4/9	4/5 School Play Staff Taco/Potato Bar	55.41	0.00	55.41
04/10/2024	202410900075	APS 4/9	4/5 School Play Staff Taco/Potato Bar	1,516.00	0.00	1,516.00
04/17/2024	202410900078	APS 4/17	AfterSchool, Ad & St Lunch, Drivers Ed, Kay's Club	141.00	0.00	141.00
04/17/2024	202410900078	APS 4/17	AfterSchool, Ad & St Lunch, Drivers Ed, Kay's Club	307.70	0.00	307.70
04/17/2024	202410900078	APS 4/17	AfterSchool, Ad & St Lunch, Drivers Ed, Kay's Club	2,094.71	0.00	2,094.71
04/17/2024	202410900078	APS 4/17	AfterSchool, Ad & St Lunch, Drivers Ed, Kay's Club	450.00	0.00	450.00
04/17/2024	202410900078	APS 4/17	AfterSchool, Ad & St Lunch, Drivers Ed, Kay's Club	322.00	0.00	322.00
04/25/2024	202410900079	APS 4/26	April E-Funds- Lunch, April Interest -Activity Account	1,220.00	0.00	1,220.00
04/25/2024	202410900079	APS 4/26	April E-Funds- Lunch, April Interest -Activity Account	40.19	0.00	40.19
Cash Receipt Deposit Total:				\$14,437.94	\$0.00	\$14,437.94

Outstanding Checks

Check Number	Check Date	Cash Post Date	Origin	Type	Name on Check	Amount
04711	11/11/2022	11/11/2022	O - Other	M - Manual	DEB RONNEBAUM	59.94
04762	12/20/2022	12/20/2022	O - Other	M - Manual	COOPER DETERS	120.00
2310900001	01/04/2023	01/04/2023	A - Accounts Payable	R - Regular	ERIC HAMMES	30.00
2310900038	01/30/2023	01/30/2023	A - Accounts Payable	R - Regular	TONY BROWN	0.00
2310900134	05/16/2023	05/16/2023	A - Accounts Payable	R - Regular	KRISTIN STRATHMAN	134.31
2310900134	05/16/2023	05/16/2023	A - Accounts Payable	V - Void	KRISTIN STRATHMAN	-134.31
2310900196	09/11/2023	09/11/2023	A - Accounts Payable	R - Regular	CAROL M HOLTHAUS	120.00
2310900224	09/19/2023	09/19/2023	A - Accounts Payable	R - Regular	NEMAHA CENTRAL SCHOOL	100.00
2310900228	09/22/2023	09/22/2023	A - Accounts Payable	R - Regular	KEVIN DOWNING	280.00
2310900228	09/22/2023	09/22/2023	A - Accounts Payable	V - Void	KEVIN DOWNING	-280.00
2310900238	09/25/2023	09/25/2023	A - Accounts Payable	R - Regular	BRENT DOMANN	50.00
2310900275	10/19/2023	10/19/2023	A - Accounts Payable	R - Regular	JARETT GROS	95.00

Bank Reconciliation

April 2024 — Bank Account: APS ACTIVITY ACCOUNT — Status: 0 — Created By: KOHAKE,
MICHELLE L

PRAIRIE HILLS USD 113

Outstanding Checks

Check Number	Check Date	Cash Post Date	Origin	Type	Name on Check	Amount
2310900308	11/02/2023	11/02/2023	A - Accounts Payable	R - Regular	WALKER R LOWDERMILK	90.00
2310900382	12/19/2023	12/19/2023	A - Accounts Payable	R - Regular	MARYSVILLE HIGH SCHOOL	50.00
2310900391	01/03/2024	01/03/2024	A - Accounts Payable	R - Regular	WASHINGTON COUNTY HIGH SCHOOL	40.00
2310900436	02/15/2024	02/15/2024	A - Accounts Payable	R - Regular	TRAVIS LEHMAN	150.00
2310900438	02/15/2024	02/15/2024	A - Accounts Payable	R - Regular	CLYDE MOCK	150.00
2310900440	02/15/2024	02/15/2024	A - Accounts Payable	R - Regular	KENNETH SMITH	150.00
2310900470	03/27/2024	03/27/2024	A - Accounts Payable	R - Regular	DONIPHAN WEST HIGH SCHOOL	125.00
2310900476	03/27/2024	03/27/2024	A - Accounts Payable	R - Regular	VALLEY HEIGHTS SCHOOL	130.00
2310900480	03/28/2024	03/28/2024	A - Accounts Payable	R - Regular	REPUBLIC COUNTY	120.00
2310900488	04/04/2024	04/04/2024	A - Accounts Payable	R - Regular	LUMBER & LASER	57.78
2310900502	04/19/2024	04/19/2024	A - Accounts Payable	R - Regular	RACHAEL DETERS	95.00
2310900503	04/19/2024	04/19/2024	A - Accounts Payable	R - Regular	FALLS CITY MERCANTILE	148.79
2310900504	04/19/2024	04/19/2024	A - Accounts Payable	R - Regular	GAY J FRAZEE	84.88
2310900505	04/19/2024	04/19/2024	A - Accounts Payable	R - Regular	PICTURE THIS, INC	29.00
2310900506	04/19/2024	04/19/2024	A - Accounts Payable	R - Regular	UR INVITED	677.75
2310900507	04/19/2024	04/19/2024	A - Accounts Payable	R - Regular	LEIGHA J PAPA	84.26
2310900508	04/19/2024	04/19/2024	A - Accounts Payable	R - Regular	KRISTIN STRATHMAN	19.83
Outstanding Checks Total:						\$2,777.23

Checks

Check Number	Check Date	Cash Post Date	Origin	Type	Name on Check	Amount
2310900471	03/27/2024	03/27/2024	A - Accounts Payable	R - Regular	FRANKFORT HIGH SCHOOL	60.00
2310900472	03/27/2024	03/27/2024	A - Accounts Payable	R - Regular	NASSP	80.49
2310900473	03/27/2024	03/27/2024	A - Accounts Payable	R - Regular	NEMAHA CENTRAL SCHOOL	125.00
2310900474	03/27/2024	03/27/2024	A - Accounts Payable	R - Regular	REPUBLIC COUNTY	120.00
2310900475	03/27/2024	03/27/2024	A - Accounts Payable	R - Regular	UNITED STATES AWARDS INC	209.65
2310900477	03/28/2024	03/28/2024	A - Accounts Payable	R - Regular	MARYSVILLE HIGH SCHOOL	125.00
2310900478	03/28/2024	03/28/2024	A - Accounts Payable	R - Regular	NEMAHA CENTRAL SCHOOL	300.00
2310900479	03/28/2024	03/28/2024	A - Accounts Payable	R - Regular	PAWNEE CITY PUBLIC SCHOOL	125.00
2310900481	03/28/2024	03/28/2024	A - Accounts Payable	R - Regular	ROCK CREEK HIGH SCHOOL	175.00
2310900482	03/28/2024	03/28/2024	A - Accounts Payable	R - Regular	ROCK HILLS USD 107	120.00

Bank Reconciliation

April 2024 — Bank Account: APS ACTIVITY ACCOUNT — Status: O — Created By: KOHAKE,
MICHELLE L

PRAIRIE HILLS USD 113

Checks

Check Number	Check Date	Cash Post Date	Origin	Type	Name on Check	Amount
2310900483	03/28/2024	03/28/2024	A - Accounts Payable	R - Regular	WASHINGTON COUNTY HIGH SCHOOL	130.00
2310900484	04/04/2024	04/04/2024	A - Accounts Payable	R - Regular	AXTELL COMMUNITY GROCERY LLC	594.74
2310900485	04/04/2024	04/04/2024	A - Accounts Payable	R - Regular	AXTELL POST OFFICE	21.67
2310900486	04/04/2024	04/04/2024	A - Accounts Payable	R - Regular	CENTRALIA HIGH SCHOOL	16.00
2310900487	04/04/2024	04/04/2024	A - Accounts Payable	R - Regular	FALLS CITY MERCANTILE	485.34
2310900489	04/04/2024	04/04/2024	A - Accounts Payable	R - Regular	IDNTITEEZ	1,026.00
2310900490	04/04/2024	04/04/2024	A - Accounts Payable	R - Regular	LEIGHA J PAPA	15.73
2310900491	04/04/2024	04/04/2024	A - Accounts Payable	R - Regular	RIDDELL ALL AMERICAN	775.85
2310900492	04/04/2024	04/04/2024	A - Accounts Payable	R - Regular	SCHLAEGEL'S POPCORN LLC	3,331.00
2310900493	04/05/2024	04/05/2024	A - Accounts Payable	R - Regular	A & M PRODUCTS	20.90
2310900494	04/05/2024	04/05/2024	A - Accounts Payable	R - Regular	NASSP	385.00
2310900495	04/10/2024	04/10/2024	A - Accounts Payable	R - Regular	JOSTENS INC	4,661.00
2310900496	04/10/2024	04/10/2024	A - Accounts Payable	R - Regular	FRANKFORT HIGH SCHOOL	40.00
2310900497	04/10/2024	04/10/2024	A - Accounts Payable	R - Regular	ASCENSION EVENT SERVICE	550.00
2310900498	04/10/2024	04/10/2024	A - Accounts Payable	R - Regular	JOSTENS INC	117.05
2310900499	04/10/2024	04/10/2024	A - Accounts Payable	R - Regular	JOSH TANKING	75.00
2310900500	04/10/2024	04/10/2024	A - Accounts Payable	R - Regular	Lindsey N Willey	300.00
2310900501	04/11/2024	04/11/2024	A - Accounts Payable	R - Regular	VISA	1,634.22
2310900509	04/22/2024	04/22/2024	A - Accounts Payable	R - Regular	NED KAAE	50.00
Checks Total:						\$15,669.64

Wire Transfers

Check Number	Check Date	Cash Post Date	Origin	Type	Name on Check	Amount
1109000010	04/10/2024	04/10/2024	A - Accounts Payable	W - Wire Transfer	KANSAS DEPT OF REVENUE	856.23
Wire Transfers Total:						\$856.23

UNIFIED SCHOOL DISTRICT 113
 AXTELL PUBLIC SCHOOL ACTIVITY FUND
 504 PINE STREET
 AXTELL, KS 66403

STATE BANK OF BERN
 412 MAPLE STREET
 AXTELL, KS 66403

CHECK # 2310900498

Check Date 04/16/2024 Check Amount \$117.05

Pay ** One Hundred Seventeen Dollars & 8 Cents

VOID AFTER 60 DAYS
 Michelle Kohake
 Kay Frazier

To the Order Of JOHNSIE INC
 3128B NETWORK PLACE
 CHICAGO, IL 60679-1213

2310900498 # 1011074464 30559928 #000011705#

#10900498 04/17/2024 \$117.05

UNIFIED SCHOOL DISTRICT 113
 AXTELL PUBLIC SCHOOL ACTIVITY FUND
 504 PINE STREET
 AXTELL, KS 66403

STATE BANK OF BERN
 412 MAPLE STREET
 AXTELL, KS 66403

CHECK # 2310900499

Check Date 04/16/2024 Check Amount \$75.00

Pay ** Seventy-Five Dollars & 0 Cents

VOID AFTER 60 DAYS
 Michelle Kohake
 Kay Frazier

To the Order Of JOHN TARKINGO
 716 E 180
 COVINGTON, KS 66417

2310900499 # 1011074464 30559928 #000011705#

#10900499 04/16/2024 \$75.00

UNIFIED SCHOOL DISTRICT 113
 AXTELL PUBLIC SCHOOL ACTIVITY FUND
 504 PINE STREET
 AXTELL, KS 66403

STATE BANK OF BERN
 412 MAPLE STREET
 AXTELL, KS 66403

CHECK # 2310900500

Check Date 04/16/2024 Check Amount \$300.00

Pay ** Three Hundred Dollars & 0 Cents

VOID AFTER 60 DAYS
 Michelle Kohake
 Kay Frazier

To the Order Of Lindsay M Wiley
 2418 TIMBERLAKE DRIVE
 SALEM, IA 50584

2310900500 # 1011074464 30559928 #000011705#

#10900500 04/16/2024 \$300.00

UNIFIED SCHOOL DISTRICT 113
 AXTELL PUBLIC SCHOOL ACTIVITY FUND
 504 PINE STREET
 AXTELL, KS 66403

STATE BANK OF BERN
 412 MAPLE STREET
 AXTELL, KS 66403

CHECK # 2310900509

Check Date 04/23/2024 Check Amount \$50.00

Pay ** Fifty Dollars & 0 Cents

VOID AFTER 60 DAYS
 Michelle Kohake
 Dwayne B

To the Order Of NED KANE
 501 E 180
 HOVY, KS 66440

2310900509 # 1011074464 30559928 #000011705#

#10900509 04/24/2024 \$50.00

CHECKING DEPOSIT SLIP

DATE 4/16/24

CURRENCY - CDM

cash	0.35
cash	984.00
checks	2362.99
TOTAL DEPOSIT	2847.34

STATE BANK OF BERN
 305-6992

NAME AxteLL Public School-mk

#0000 04/05/2024 \$2,847.34

CHECKING DEPOSIT SLIP

DATE 4/16/24

CURRENCY - CDM

cash	2.00
cash	1134.00
check	3615.00
TOTAL DEPOSIT	4751.00

STATE BANK OF BERN
 305-6992

NAME AxteLL Public School-mk

#0000 04/05/2024 \$4,751.00

CHECKING DEPOSIT SLIP

DATE 4/16/24

CURRENCY - CDM

cash	2.00
cash	1912.00
checks	350.00
TOTAL DEPOSIT	2264.00

STATE BANK OF BERN
 305-6992

NAME AxteLL Public School-mk

#0000 04/10/2024 \$2,264.00

CHECKING DEPOSIT SLIP

DATE 4/17/24

CURRENCY - CDM

cash	0.05
cash	556.00
checks	2757.36
TOTAL DEPOSIT	3315.41

STATE BANK OF BERN
 305-6992

NAME AxteLL Public School-mk

#0000 04/17/2024 \$3,315.41

UNIFIED SCHOOL DISTRICT 113
 AXTELL PUBLIC SCHOOL ACTIVITY FUND
 804 PINE STREET
 AXTELL, KS 66403

STATE BANK OF KANSAS
 113 WARD STREET
 AXTELL, KS 66403

CHECK # 2310900485

Check Date 04/09/2024 Check Amount \$21.67

VOID AFTER 90 DAYS

Pay **Twenty One Dollars & 67 Cents**

To the Order Of: AXTELL POST OFFICE
 303 8TH STREET
 AXTELL, KS 66403

Michelle Kohala
 Shay Truog

2310900485# 1101107446# 3056992#

#10900485 04/15/2024 \$21.67

UNIFIED SCHOOL DISTRICT 113
 AXTELL PUBLIC SCHOOL ACTIVITY FUND
 804 PINE STREET
 AXTELL, KS 66403

STATE BANK OF KANSAS
 113 WARD STREET
 AXTELL, KS 66403

CHECK # 2310900486

Check Date 04/09/2024 Check Amount \$16.00

VOID AFTER 90 DAYS

Pay **Sixteen Dollars & 0 Cents**

To the Order Of: CENTRALIA HIGH SCHOOL
 607 JOHN ROGERS AVE
 PO BOX 387
 CENTRALIA, KS 66415

Michelle Kohala
 Shay Truog

2310900486# 1101107446# 3056992#

#10900486 04/10/2024 \$16.00

UNIFIED SCHOOL DISTRICT 113
 AXTELL PUBLIC SCHOOL ACTIVITY FUND
 804 PINE STREET
 AXTELL, KS 66403

STATE BANK OF KANSAS
 113 WARD STREET
 AXTELL, KS 66403

CHECK # 2310900487

Check Date 04/04/2024 Check Amount \$485.34

VOID AFTER 90 DAYS

Pay **Four Hundred Eighty-Five Dollars & 34 Cents**

To the Order Of: FALLS CITY MERCANTILE
 PO Box 68
 FALLS CITY, KS 66838

Michelle Kohala
 Shay Truog

2310900487# 1101107446# 3056992#

#10900487 04/10/2024 \$485.34

UNIFIED SCHOOL DISTRICT 113
 AXTELL PUBLIC SCHOOL ACTIVITY FUND
 804 PINE STREET
 AXTELL, KS 66403

STATE BANK OF KANSAS
 113 WARD STREET
 AXTELL, KS 66403

CHECK # 2310900489

Check Date 04/09/2024 Check Amount \$1,026.00

VOID AFTER 90 DAYS

Pay **One Thousand Twenty-Six Dollars & 0 Cents**

To the Order Of: SCHITTEZ
 508 BRADWAY
 MARYVILLE, MO 65050

Michelle Kohala
 Shay Truog

2310900489# 1101107446# 3056992#

#10900489 04/15/2024 \$1,026.00

UNIFIED SCHOOL DISTRICT 113
 AXTELL PUBLIC SCHOOL ACTIVITY FUND
 804 PINE STREET
 AXTELL, KS 66403

STATE BANK OF KANSAS
 113 WARD STREET
 AXTELL, KS 66403

CHECK # 2310900490

Check Date 04/04/2024 Check Amount \$15.73

VOID AFTER 90 DAYS

Pay **Fifteen Dollars & 73 Cents**

To the Order Of: LESCHL J PAPA
 813 CHIC
 SAERTHA, KS 66854

Michelle Kohala
 Shay Truog

2310900490# 1101107446# 3056992#

#10900490 04/08/2024 \$15.73

UNIFIED SCHOOL DISTRICT 113
 AXTELL PUBLIC SCHOOL ACTIVITY FUND
 804 PINE STREET
 AXTELL, KS 66403

STATE BANK OF KANSAS
 113 WARD STREET
 AXTELL, KS 66403

CHECK # 2310900491

Check Date 04/04/2024 Check Amount \$775.85

VOID AFTER 90 DAYS

Pay **Seven Hundred Seventy-Five Dollars & 85 Cents**

To the Order Of: RIDGELL ALL AMERICAN
 PO Box 87288
 DALLAS, TX 75287-4388

Michelle Kohala
 Shay Truog

2310900491# 1101107446# 3056992#

#10900491 04/12/2024 \$775.85

UNIFIED SCHOOL DISTRICT 113
 AXTELL PUBLIC SCHOOL ACTIVITY FUND
 804 PINE STREET
 AXTELL, KS 66403

STATE BANK OF KANSAS
 113 WARD STREET
 AXTELL, KS 66403

CHECK # 2310900492

Check Date 04/04/2024 Check Amount \$3,331.00

VOID AFTER 90 DAYS

Pay **Three Thousand Three Hundred Thirty-One Dollars & 0 Cents**

To the Order Of: SCHAEZEL'S POPCORN LLC
 31002 V ROAD
 WINTERS, KS 66882

Michelle Kohala
 Shay Truog

2310900492# 1101107446# 3056992#

#10900492 04/26/2024 \$3,331.00

UNIFIED SCHOOL DISTRICT 113
 AXTELL PUBLIC SCHOOL ACTIVITY FUND
 804 PINE STREET
 AXTELL, KS 66403

STATE BANK OF KANSAS
 113 WARD STREET
 AXTELL, KS 66403

CHECK # 2310900493

Check Date 04/09/2024 Check Amount \$20.90

VOID AFTER 90 DAYS

Pay **Twenty Dollars & 90 Cents**

To the Order Of: A & M PRODUCTS
 PO Box 208
 PRINCETON, IL 61358

Michelle Kohala
 Shay Truog

2310900493# 1101107446# 3056992#

#10900493 04/15/2024 \$20.90

UNIFIED SCHOOL DISTRICT 113
 AXTELL PUBLIC SCHOOL ACTIVITY FUND
 804 PINE STREET
 AXTELL, KS 66403

STATE BANK OF KANSAS
 113 WARD STREET
 AXTELL, KS 66403

CHECK # 2310900494

Check Date 04/09/2024 Check Amount \$385.00

VOID AFTER 90 DAYS

Pay **Three Hundred Eighty-Five Dollars & 0 Cents**

To the Order Of: W&SFP
 PO Box 540245
 PITTSBURGH, PA 15204-0245

Michelle Kohala
 Shay Truog

2310900494# 1101107446# 3056992#

#10900494 04/12/2024 \$385.00

UNIFIED SCHOOL DISTRICT 113
 AXTELL PUBLIC SCHOOL ACTIVITY FUND
 804 PINE STREET
 AXTELL, KS 66403

STATE BANK OF KANSAS
 113 WARD STREET
 AXTELL, KS 66403

CHECK # 2310900495

Check Date 04/16/2024 Check Amount \$4,661.00

VOID AFTER 90 DAYS

Pay **Four Thousand Six Hundred Sixty-One Dollars & 0 Cents**

To the Order Of: JOITENS INC
 2130 NETWORK PLACE
 CHICAGO, IL 60678-1513

Michelle Kohala
 Shay Truog

2310900495# 1101107446# 3056992#

#10900495 04/16/2024 \$4,661.00

UNIFIED SCHOOL DISTRICT 113
 AXTELL PUBLIC SCHOOL ACTIVITY FUND
 804 PINE STREET
 AXTELL, KS 66403

STATE BANK OF KANSAS
 113 WARD STREET
 AXTELL, KS 66403

CHECK # 2310900496

Check Date 04/19/2024 Check Amount \$40.00

VOID AFTER 90 DAYS

Pay **Forty Dollars & 0 Cents**

To the Order Of: FRANKFORT HIGH SCHOOL
 824 N KANSAS AVE
 FRANKFORT, KS 66427

Michelle Kohala
 Shay Truog

2310900496# 1101107446# 3056992#

#10900496 04/19/2024 \$40.00

UNIFIED SCHOOL DISTRICT 113
 AXTELL PUBLIC SCHOOL ACTIVITY FUND
 804 PINE STREET
 AXTELL, KS 66403

STATE BANK OF KANSAS
 113 WARD STREET
 AXTELL, KS 66403

CHECK # 2310900497

Check Date 04/19/2024 Check Amount \$550.00

VOID AFTER 90 DAYS

Pay **Five Hundred Fifty Dollars & 0 Cents**

To the Order Of: ASCENSION EVENT SERVICE
 2100 85 2ND STREET
 TOPICA, KS 66404

Michelle Kohala
 Shay Truog

2310900497# 1101107446# 3056992#

#10900497 04/19/2024 \$550.00



00051 7075574 000104 000207 0003/0003

UNIFIED SCHOOL DISTRICT 113
 AXTELL PUBLIC SCHOOL ACTIVITY FUND
 504 PINE STREET
 AXTELL, KS 66403

STATE BANK OF KANSAS
 413 MAPLE STREET
 AXTELL, KS 66403

CHECK # 2310900471

Check Date 03/27/2024 Check Amount \$60.00

Pay ** Sixty Dollars & 0 Cents

VOID AFTER 90 DAYS

To the Order Of: FRANKFORT HIGH SCHOOL
 204 N. HANSEN AVE
 FRANKFORT, KS 66427

Michelle Kohler
 Shay Mrazga

2310900471# 4101107446# 3056992#

#10900471 04/05/2024 \$60.00

UNIFIED SCHOOL DISTRICT 113
 AXTELL PUBLIC SCHOOL ACTIVITY FUND
 504 PINE STREET
 AXTELL, KS 66403

STATE BANK OF KANSAS
 413 MAPLE STREET
 AXTELL, KS 66403

CHECK # 2310900472

Check Date 03/27/2024 Check Amount \$80.49

Pay ** Eighty Dollars & 49 Cents

VOID AFTER 90 DAYS

To the Order Of: NASPP
 PO Box 642548
 PITTSBURGH, PA 15264-0248

Michelle Kohler
 Shay Mrazga

2310900472# 4101107446# 3056992#

#10900472 04/08/2024 \$80.49

UNIFIED SCHOOL DISTRICT 113
 AXTELL PUBLIC SCHOOL ACTIVITY FUND
 504 PINE STREET
 AXTELL, KS 66403

STATE BANK OF KANSAS
 413 MAPLE STREET
 AXTELL, KS 66403

CHECK # 2310900473

Check Date 03/27/2024 Check Amount \$125.00

Pay ** One Hundred Twenty-Five Dollars & 0 Cents

VOID AFTER 90 DAYS

To the Order Of: HEMAVA CENTRAL SCHOOL
 214 N 11TH ST
 SENECA, KS 66533

Michelle Kohler
 Shay Mrazga

2310900473# 4101107446# 3056992#

#10900473 04/03/2024 \$125.00

UNIFIED SCHOOL DISTRICT 113
 AXTELL PUBLIC SCHOOL ACTIVITY FUND
 504 PINE STREET
 AXTELL, KS 66403

STATE BANK OF KANSAS
 413 MAPLE STREET
 AXTELL, KS 66403

CHECK # 2310900474

Check Date 03/27/2024 Check Amount \$120.00

Pay ** One Hundred Twenty Dollars & 0 Cents

VOID AFTER 90 DAYS

To the Order Of: REPUBLIC COUNTY
 2057 F STREET
 BELLEVILLE, KS 66835

Michelle Kohler
 Shay Mrazga

2310900474# 4101107446# 3056992#

#10900474 04/18/2024 \$120.00

UNIFIED SCHOOL DISTRICT 113
 AXTELL PUBLIC SCHOOL ACTIVITY FUND
 504 PINE STREET
 AXTELL, KS 66403

STATE BANK OF KANSAS
 413 MAPLE STREET
 AXTELL, KS 66403

CHECK # 2310900475

Check Date 03/27/2024 Check Amount \$209.65

Pay ** Two Hundred Nine Dollars & 65 Cents

VOID AFTER 90 DAYS

To the Order Of: UNITED STATES AWARDS INC
 2024 E WASHINGTON
 PO BOX 1827
 PITTSBURGH, KS 66942

Michelle Kohler
 Shay Mrazga

2310900475# 4101107446# 3056992#

#10900475 04/02/2024 \$209.65

UNIFIED SCHOOL DISTRICT 113
 AXTELL PUBLIC SCHOOL ACTIVITY FUND
 504 PINE STREET
 AXTELL, KS 66403

STATE BANK OF KANSAS
 413 MAPLE STREET
 AXTELL, KS 66403

CHECK # 2310900477

Check Date 03/28/2024 Check Amount \$125.00

Pay ** One Hundred Twenty-Five Dollars & 0 Cents

VOID AFTER 90 DAYS

To the Order Of: MARYVILLE HIGH SCHOOL
 1011 WALNUT ST
 MARYVILLE, KS 66909

Michelle Kohler
 Shay Mrazga

2310900477# 4101107446# 3056992#

#10900477 04/04/2024 \$125.00

UNIFIED SCHOOL DISTRICT 113
 AXTELL PUBLIC SCHOOL ACTIVITY FUND
 504 PINE STREET
 AXTELL, KS 66403

STATE BANK OF KANSAS
 413 MAPLE STREET
 AXTELL, KS 66403

CHECK # 2310900478

Check Date 03/28/2024 Check Amount \$300.00

Pay ** Three Hundred Dollars & 0 Cents

VOID AFTER 90 DAYS

To the Order Of: HEMAVA CENTRAL SCHOOL
 214 N 11TH ST
 SENECA, KS 66533

Michelle Kohler
 Shay Mrazga

2310900478# 4101107446# 3056992#

#10900478 04/03/2024 \$300.00

UNIFIED SCHOOL DISTRICT 113
 AXTELL PUBLIC SCHOOL ACTIVITY FUND
 504 PINE STREET
 AXTELL, KS 66403

STATE BANK OF KANSAS
 413 MAPLE STREET
 AXTELL, KS 66403

CHECK # 2310900479

Check Date 03/28/2024 Check Amount \$125.00

Pay ** One Hundred Twenty-Five Dollars & 0 Cents

VOID AFTER 90 DAYS

To the Order Of: WARNE CITY PUBLIC SCHOOL
 729 E STREET
 WARNE CITY, KS 66420

Michelle Kohler
 Shay Mrazga

2310900479# 4101107446# 3056992#

#10900479 04/17/2024 \$125.00

UNIFIED SCHOOL DISTRICT 113
 AXTELL PUBLIC SCHOOL ACTIVITY FUND
 504 PINE STREET
 AXTELL, KS 66403

STATE BANK OF KANSAS
 413 MAPLE STREET
 AXTELL, KS 66403

CHECK # 2310900481

Check Date 03/28/2024 Check Amount \$175.00

Pay ** One Hundred Seventy-Five Dollars & 0 Cents

VOID AFTER 90 DAYS

To the Order Of: ROCK CREEK HIGH SCHOOL
 3535 FLURY ROAD
 ST GEORGE, KS 66534

Michelle Kohler
 Shay Mrazga

2310900481# 4101107446# 3056992#

#10900481 04/08/2024 \$175.00

UNIFIED SCHOOL DISTRICT 113
 AXTELL PUBLIC SCHOOL ACTIVITY FUND
 504 PINE STREET
 AXTELL, KS 66403

STATE BANK OF KANSAS
 413 MAPLE STREET
 AXTELL, KS 66403

CHECK # 2310900482

Check Date 03/28/2024 Check Amount \$120.00

Pay ** One Hundred Twenty Dollars & 0 Cents

VOID AFTER 90 DAYS

To the Order Of: ROCK HILLS USD 107
 109 E MAIN STREET
 MARICATO, KS 66568

Michelle Kohler
 Shay Mrazga

2310900482# 4101107446# 3056992#

#10900482 04/04/2024 \$120.00

UNIFIED SCHOOL DISTRICT 113
 AXTELL PUBLIC SCHOOL ACTIVITY FUND
 504 PINE STREET
 AXTELL, KS 66403

STATE BANK OF KANSAS
 413 MAPLE STREET
 AXTELL, KS 66403

CHECK # 2310900483

Check Date 03/28/2024 Check Amount \$130.00

Pay ** One Hundred Thirty Dollars & 0 Cents

VOID AFTER 90 DAYS

To the Order Of: WASHINGTON COUNTY HIGH SCHOOL
 115 N D STREET
 WASHINGTON, KS 66559

Michelle Kohler
 Shay Mrazga

2310900483# 4101107446# 3056992#

#10900483 04/08/2024 \$130.00

UNIFIED SCHOOL DISTRICT 113
 AXTELL PUBLIC SCHOOL ACTIVITY FUND
 504 PINE STREET
 AXTELL, KS 66403

STATE BANK OF KANSAS
 413 MAPLE STREET
 AXTELL, KS 66403

CHECK # 2310900484

Check Date 04/04/2024 Check Amount \$594.74

Pay ** Five Hundred Ninety-Four Dollars & 74 Cents

VOID AFTER 90 DAYS

To the Order Of: AXTELL COMMUNITY GROCERY LLC
 403 MAPLE STREET
 PO BOX 344
 AXTELL, KS 66403

Michelle Kohler
 Shay Mrazga

2310900484# 4101107446# 3056992#

#10900484 04/05/2024 \$594.74

NOW PUBLIC-XXX6992 (continued)

Account Activity (continued)

Post Date	Description	Debits	Credits	Balance
04/10/2024	KSDEPTOFREVENUE TAXDRAFTS 004900584159F02	\$801.97		\$103,119.47
04/10/2024	CHECK # 2310900486	\$16.00		\$103,103.47
04/10/2024	CHECK # 2310900487	\$485.34		\$102,618.13
04/12/2024	CHECK # 2310900494	\$385.00		\$102,233.13
04/12/2024	CHECK # 2310900491	\$775.85		\$101,457.28
04/15/2024	CHECK # 2310900493	\$20.90		\$101,436.38
04/15/2024	CHECK # 2310900485	\$21.67		\$101,414.71
04/15/2024	CHECK # 2310900489	\$1,026.00		\$100,388.71
04/16/2024	VISA PAYMENT 486544XXXXX1795	\$1,634.22		\$98,754.49
04/16/2024	CHECK # 2310900499	\$75.00		\$98,679.49
04/16/2024	CHECK # 2310900500	\$300.00		\$98,379.49
04/16/2024	CHECK # 2310900495	\$4,661.00		\$93,718.49
04/17/2024	DEPOSIT		\$3,315.41 ✓	\$97,033.90
04/17/2024	CHECK # 2310900498	\$117.05		\$96,916.85
04/17/2024	CHECK # 2310900479	\$125.00		\$96,791.85
04/18/2024	SET TRANS Prairie Hills US EFUNDS CC CREDIT FOR 04-16-2024		\$245.00	\$97,036.85
04/18/2024	CHECK # 2310900474	\$120.00		\$96,916.85
04/19/2024	CHECK # 2310900496	\$40.00		\$96,876.85
04/19/2024	CHECK # 2310900497	\$550.00		\$96,326.85
04/24/2024	CHECK # 2310900509	\$50.00		\$96,276.85
04/25/2024	Prairie Hills US SET TRANS 1900584159		\$300.00	\$96,576.85
04/26/2024	CHECK # 2310900492	\$3,331.00		\$93,245.85
04/26/2024	INTEREST		\$40.19	\$93,286.04
04/26/2024	Ending Balance			\$93,286.04

Checks Cleared

Check Nbr	Date	Amount	Check Nbr	Date	Amount	Check Nbr	Date	Amount
2310900471	04/05/2024	\$60.00	2310900483	04/08/2024	\$130.00	2310900494	04/12/2024	\$385.00
2310900472	04/08/2024	\$80.49	2310900484	04/05/2024	\$594.74	2310900495	04/16/2024	\$4,661.00
2310900473	04/03/2024	\$125.00	2310900485	04/15/2024	\$21.67	2310900496	04/19/2024	\$40.00
2310900474	04/18/2024	\$120.00	2310900486	04/10/2024	\$16.00	2310900497	04/19/2024	\$550.00
2310900475	04/02/2024	\$209.65	2310900487	04/10/2024	\$485.34	2310900498	04/17/2024	\$117.05
2310900477*	04/04/2024	\$125.00	2310900489*	04/15/2024	\$1,026.00	2310900499	04/16/2024	\$75.00
2310900478	04/03/2024	\$300.00	2310900490	04/08/2024	\$15.73	2310900500	04/16/2024	\$300.00
2310900479	04/17/2024	\$125.00	2310900491	04/12/2024	\$775.85	2310900509*	04/24/2024	\$50.00
2310900481*	04/08/2024	\$175.00	2310900492	04/26/2024	\$3,331.00			
2310900482	04/04/2024	\$120.00	2310900493	04/15/2024	\$20.90			

* Indicates skipped check number

Overdraft and Returned Item Fees

	Total for this period	Total year-to-date
Total Overdraft Fees	\$0.00	\$0.00
Total Returned Item Fees	\$0.00	\$0.00

00051 7075579 000103 000205 0002/0003

THIS FORM IS PROVIDED TO HELP YOU BALANCE YOUR BANK STATEMENT.

CHECKS OUTSTANDING - NOT CHARGED TO ACCOUNT

Table with columns NO. and \$ for recording checks outstanding.

MONTH _____ 20 _____
BANK BALANCE SHOWN ON THIS STATEMENT \$ _____
ADD +
DEPOSITS NOT CREDITED IN THIS STATEMENT (IF ANY) \$ _____
TOTAL \$ _____
SUBTRACT -
CHECKS OUTSTANDING \$ _____
BALANCE \$ _____

SHOULD AGREE WITH YOUR CHECK BOOK BALANCE AFTER DEDUCTING SERVICE CHARGE (IF ANY) SHOWN ON THIS STATEMENT FOR PREVIOUS MONTH.

DIRECT DEPOSITS AND PRAUTHORIZED WITHDRAWALS YOUR RIGHTS AND RESPONSIBILITIES

In recent years, a number of new services known as "ELECTRONIC FUND TRANSFERS" have been introduced. Among these services are direct deposits to your account of certain recurring payments to you (such as your Social Security benefits) and preauthorized transfers from your account to a third party to pay certain recurring bills.

TYPES OF TRANSFERS. This notice applies if you have arranged for us to accept certain direct deposits and/or pay certain recurring bills on your account. COST. We do not charge for direct deposits to your account. The charge, if any, for preauthorized withdrawals is disclosed below (if no charge is disclosed, we do not charge for this service.) We will charge you \$10.00 for each stop-payment order you give for an Electronic Fund Transfer item.

RIGHT TO DOCUMENTATION OF TRANSFERS

- (a) Direct Deposits. If you have arranged to have direct deposits made to your account at least once every 60 days from the same person or company you can call us at the telephone number listed below to find out whether or not the deposit has been made.
(b) Periodic Statements. You will receive at least an annual account statement from us. In addition, you will receive a monthly account statement for each month in which a transfer occurs.

STOP PAYMENTS PROCEDURES AND NOTICE OF VARYING AMOUNTS

(a) Right to Stop Payment and Procedure for Doing So. If you have told us in advance to make regular payments out of your account, you can stop any of these payments. Here's how:

Call us or write us at the telephone number shown below in time for us to receive your request three business days or more before the payment is scheduled to be made. If you call, we may also require you to put your request in writing and to get it to us within 14 days after you call.

(b) Notice of Varying Amounts. If these regular payments may vary, the person you are going to pay will tell you 10 days before each payment, when it will be made and how much it will be. (You may choose instead to get this notice only when the payment would differ by more than a certain amount from the previous payment, or when the amount would fall outside certain limits that you set.)

(c) Liability for Failure to Stop Payment of Preauthorized Transfer. If you order us to stop one of those payments three business days or more before the transfer is scheduled, and we do not do so, we will be liable for your losses or damages.

LIABILITY FOR FAILURE TO MAKE TRANSFER. If we do not complete a transfer to or from your account on time or in the correct amount according to our agreement with you, we will be liable for your losses or damages. However, there are some exceptions. We will NOT be liable for instance:

- If, through no fault of ours, you do not have enough money in your account to make the transfer.
• If the transfer would go over the credit limit on your overdraft line.
• If circumstances beyond our control (such as fire or flood) prevent the transfer, despite reasonable precautions that we have taken.

There may be other exceptions stated in our agreement with you. DISCLOSURE OF ACCOUNT INFORMATION TO THIRD PARTIES. We will disclose information to third parties about your account or the transfers you make: (1) where it is necessary for completing transfers, (2) in order to verify the existence and condition of your account for a third party, such as a merchant, (3) in order to comply with government agency or court orders, or (4) if you give us your written permission.

UNAUTHORIZED TRANSFERS.

(a) Liability Disclosure. If your statement shows transfers that you did not make or authorize, tell us at once. If you do not tell us within 60 days after the statement was mailed to you, you may not get back any money you lost after the 60 days if we can prove that we could have stopped someone from taking the money if you had told us in time. If a good reason (such as a long trip or a hospital stay) kept you from telling us, we will extend the time periods.

(b) Address and Telephone Number. If you believe that someone has transferred or may transfer money from your account without your permission, call or write us at the telephone number or address shown below.

ERROR RESOLUTION. In case of Errors or Questions About Your Electronic Transfers call or write us at the telephone number or address shown below as soon as you can if you think your statement is wrong or if you need more information about a transfer listed on the statement. We must hear from you no later than 60 days after we sent you the FIRST statement on which the error or problem appeared.

- (1) Tell us your name and account number.
(2) Describe the error or the transfer you are unsure about and explain as clearly as you can why you believe it is an error or why you need more information.
(3) Tell us the dollar amount of the suspected error.

If you tell us orally, we may require that you send us your complaint or questions in writing within 10 business days.

We will determine whether an error occurred within 10 business days (20 business days if the transfer involved a new account) after we hear from you and will correct any error promptly. If we need more time, however, we may take up to 45 days (90 days if the transfer involved a new account, a point-of-sale transaction, or a foreign-initiated transfer) to investigate your complaint or question. If we decide to do this, we will credit your account within 10 business days (20 business days if the transfer involved a new account) for the amount you think is in error, so that you will have the use of the money during the time it takes us to complete our investigation. If we ask you to put your complaint or question in writing and we do not receive it within 10 business days, we may not credit your account. An account is considered a new account for 30 days after the first deposit is made, if you are a new customer. We will tell you the results within three business days after completing our investigation. If we decide that there was no error, we will send you a written explanation. You may ask for copies of the documents that we used in our investigation.



PO Box 123
Bern, KS 66408

Statement Ending 04/26/2024

UNIFIED SCHOOL DISTRICT 113

Page 1 of 6

Account Number: XXX6992

RETURN SERVICE REQUESTED

>000051 7075579 0001 93561 10Z

AXTELL PUB SCHOOL ACTIV FUND
UNIFIED SCHOOL DISTRICT 113
GAY J FRAZEE
504 PINE ST
AXTELL KS 66403-9628

Managing Your Accounts



Branch Information 413 Maple Street
PO Box H
Axtell, KS 66403



Branch Number (785) 736-2973



Online Access www.statebankofbern.com



Summary of Accounts

Account Type	Account Number	Ending Balance
NOW PUBLIC	XXX6992	\$93,286.04

NOW PUBLIC-XXX6992

Account Summary

Date	Description	Amount
03/28/2024	Beginning Balance	\$95,373.97
	8 Credit(s) This Period	\$14,437.94
	31 Debit(s) This Period	\$16,525.87
04/26/2024	Ending Balance	\$93,286.04

Interest Summary

Description	Amount
Interest Earned From 03/28/2024 Through 04/26/2024	
Annual Percentage Yield Earned	0.50%
Interest Days	30
Interest Earned	\$40.19
Interest Paid This Period	\$40.19
Interest Paid Year-to-Date	\$170.27
Average Available Balance	\$0.00

Account Activity

Post Date	Description	Debits	Credits	Balance
03/28/2024	Beginning Balance			\$95,373.97
04/02/2024	CHECK # 2310900475	\$209.65		\$95,164.32
04/03/2024	CHECK # 2310900473	\$125.00		\$95,039.32
04/03/2024	CHECK # 2310900478	\$300.00		\$94,739.32
04/04/2024	CHECK # 2310900482	\$120.00		\$94,619.32
04/04/2024	CHECK # 2310900477	\$125.00		\$94,494.32
04/05/2024	DEPOSIT		\$2,847.34 ✓	\$97,341.66
04/05/2024	DEPOSIT		\$4,751.00 ✓	\$102,092.66
04/05/2024	CHECK # 2310900484	\$594.74		\$101,497.92
04/05/2024	CHECK # 2310900471	\$60.00		\$101,437.92
04/08/2024	Prairie Hills US SET TRANS 1900584159		\$675.00	\$102,112.92
04/08/2024	CHECK # 2310900490	\$15.73		\$102,097.19
04/08/2024	CHECK # 2310900472	\$80.49		\$102,016.70
04/08/2024	CHECK # 2310900483	\$130.00		\$101,886.70
04/08/2024	CHECK # 2310900481	\$175.00		\$101,711.70
04/10/2024	DEPOSIT		\$2,264.00 ✓	\$103,975.70
04/10/2024	KSDEPTOFREVENUE TAXDRAFTS 004900584159F02	\$54.26		\$103,921.44



E0001 7075579 000102 000203 0001/0001

Bank Reconciliation

	System Totals	On Statement	Outstanding
Monthly Beginning Balance			-20,047.43
ACH	0.00	0.00	0.00
Accounts Payable Invoices	0.00	0.00	0.00
Accounts Receivable Invoices	0.00	0.00	0.00
Cash Receipt Deposits	41,658.92	41,658.92	0.00
Checks	-35,152.38	-48,816.71	-6,383.10
Fee Management Payments	0.00	0.00	0.00
Food Service Payments	0.00	0.00	0.00
Food Service Purchases	0.00	0.00	0.00
Journal Entries	0.00	0.00	0.00
Wire Transfers	-860.49	-860.49	0.00
Manual Adjustments			0.00
Grand Totals	\$5,646.05	-\$8,018.28	-\$6,383.10

Bank Statement Ending Balance 201,982.48
 + Outstanding Balance -6,383.10
 - Monthly Ending Balance 195,599.38
 = Variance **\$0.00**

Reconciled
 5/7/24 GA MB

Post Date	Deposit Number	Batch	Description	Debit	Credit	Total
04/12/2024	202441000334	CG	Lunch Deposits	1,492.55	0.00	1,492.55
04/12/2024	202441000334	CG	Lunch Deposits	200.00	0.00	200.00
04/12/2024	202441000335	CG	Reimb for Booster Expenses	4,286.59	0.00	4,286.59
04/12/2024	202441000336	CG	Lunch Deposits from 3/18 to 3/22	2,421.75	0.00	2,421.75
04/12/2024	202441000336	CG	Lunch Deposits from 3/18 to 3/22	200.00	0.00	200.00
04/12/2024	202441000337	CG	Ads purchased	1,865.00	0.00	1,865.00
04/30/2024	202441000338	CG	Profit from online sales from Factory 233	870.49	0.00	870.49
04/30/2024	202441000339	CG	Hats Purchased for baseball	91.74	0.00	91.74
04/30/2024	202441000339	CG	Hats Purchased for baseball	8.26	0.00	8.26
04/30/2024	202441000340	CG	SMS Concessions-Track meet 4/4/24	1,034.86	0.00	1,034.86
04/30/2024	202441000340	CG	SMS Concessions-Track meet 4/4/24	93.14	0.00	93.14

Bank Reconciliation

April 2024 — Bank Account: SHS ACTIVITY ACCOUNT — Status: O — Created By: GRIMM, PRAIRIE HILLS USD 113
 CHERIE

Cash Receipt Deposits

Post Date	Deposit Number	Batch	Description	Debit	Credit	Total
04/30/2024	202441000341	CG	Enrollment fees	26.00	0.00	26.00
04/30/2024	202441000341	CG	Enrollment fees	22.02	0.00	22.02
04/30/2024	202441000341	CG	Enrollment fees	1.98	0.00	1.98
04/30/2024	202441000342	CG	Musical shirt pmt	32.00	0.00	32.00
04/30/2024	202441000343	CG	Gates for Baseball Tournament	676.15	0.00	676.15
04/30/2024	202441000343	CG	Gates for Baseball Tournament	60.85	0.00	60.85
04/30/2024	202441000344	CG	Donation from meal served by Hospital	700.60	0.00	700.60
04/30/2024	202441000345	CG	Donation for cost of Jerky for Baseball Tourm	129.54	0.00	129.54
04/30/2024	202441000346	CG	Refund for ACT Testing	48.00	0.00	48.00
04/30/2024	202441000347	CG	Pmt for Jostens order for Wilson	93.71	0.00	93.71
04/30/2024	202441000348	CG	Cheer Payment	200.00	0.00	200.00
04/30/2024	202441000349	CG	Enrollment Fees	1.00	0.00	1.00
04/30/2024	202441000349	CG	Enrollment Fees	0.00	0.00	0.00
04/30/2024	202441000349	CG	Enrollment Fees	50.00	0.00	50.00
04/30/2024	202441000349	CG	Enrollment Fees	0.00	0.00	0.00
04/30/2024	202441000349	CG	Enrollment Fees	0.00	0.00	0.00
04/30/2024	202441000349	CG	Enrollment Fees	0.00	0.00	0.00
04/30/2024	202441000349	CG	Enrollment Fees	0.00	0.00	0.00
04/30/2024	202441000349	CG	Enrollment Fees	7.50	0.00	7.50
04/30/2024	202441000349	CG	Enrollment Fees	7.50	0.00	7.50
04/30/2024	202441000350	CG	Lunch Deposits 4/2 to 4/5	50.00	0.00	50.00
04/30/2024	202441000350	CG	Lunch Deposits 4/2 to 4/5	1,979.25	0.00	1,979.25
04/30/2024	202441000351	CG	WR Entry Fee	135.00	0.00	135.00
04/30/2024	202441000352	CG	Enrollment fees	15.00	0.00	15.00
04/30/2024	202441000352	CG	Enrollment fees	1.00	0.00	1.00
04/30/2024	202441000352	CG	Enrollment fees	30.00	0.00	30.00
04/30/2024	202441000352	CG	Enrollment fees	20.00	0.00	20.00
04/30/2024	202441000352	CG	Enrollment fees	40.00	0.00	40.00
04/30/2024	202441000352	CG	Enrollment fees	7.50	0.00	7.50
04/30/2024	202441000352	CG	Enrollment fees	7.50	0.00	7.50

Bank Reconciliation

April 2024 — Bank Account: SHS ACTIVITY ACCOUNT — Status: O — Created By: GRIMM, PRAIRIE HILLS USD 113
 CHERIE

Cash Receipt Deposits

Post Date	Deposit Number	Batch	Description	Debit	Credit	Total
04/30/2024	202441000353	CG	Donation to cheer account	50.00	0.00	50.00
04/30/2024	202441000354	CG	Ads purchased for yearbook	175.00	0.00	175.00
04/30/2024	202441000355	CG	Donations from Ice Cream Social at Spring Play	333.25	0.00	333.25
04/30/2024	202441000356	CG	Prom Servers Outfits	516.00	0.00	516.00
04/30/2024	202441000357	CG	Entry fees for JV BB Tourm	300.00	0.00	300.00
04/30/2024	202441000358	CG	Entry fees for Wrestling	540.00	0.00	540.00
04/30/2024	202441000359	CG	Pmts for Prom	590.00	0.00	590.00
04/30/2024	202441000360	CG	Pmt from SMS for weight equipment	800.00	0.00	800.00
04/30/2024	202441000361	CG	Cookie Dough Sales	7,710.00	0.00	7,710.00
04/30/2024	202441000362	CG	Spring Play Entries	1,134.86	0.00	1,134.86
04/30/2024	202441000362	CG	Spring Play Entries	102.14	0.00	102.14
04/30/2024	202441000363	CG	Enrollment fees	7.50	0.00	7.50
04/30/2024	202441000363	CG	Enrollment fees	7.50	0.00	7.50
04/30/2024	202441000363	CG	Enrollment fees	1.00	0.00	1.00
04/30/2024	202441000363	CG	Enrollment fees	50.00	0.00	50.00
04/30/2024	202441000364	CG	Softball Clinic Fees	1,060.00	0.00	1,060.00
04/30/2024	202441000364	CG	Payments for Drivers Ed Classes	1,200.00	0.00	1,200.00
04/30/2024	202441000366	CG	Lunches	40.50	0.00	40.50
04/30/2024	202441000366	CG	Lunches	1,866.19	0.00	1,866.19
04/30/2024	202441000367	CG	Lunches	245.00	0.00	245.00
04/30/2024	202441000367	CG	Lunches	1,173.20	0.00	1,173.20
04/30/2024	202441000368	CG	Donations made to Cheer Fundraiser	1,106.00	0.00	1,106.00
04/30/2024	202441000369	CG	FB Jersey's purchased	211.01	0.00	211.01
04/30/2024	202441000369	CG	FB Jersey's purchased	18.99	0.00	18.99
04/30/2024	202441000370	CG	Donation for meals at BB Tourm	225.00	0.00	225.00
04/30/2024	202441000371	CG	Donation for meals and expenses at BB Tourm	250.00	0.00	250.00
04/30/2024	202441000372	CG	Purchase of a yearbook for City Library	41.28	0.00	41.28
04/30/2024	202441000372	CG	Purchase of a yearbook for City Library	3.72	0.00	3.72
04/30/2024	202441000373	CG	Donations made at the Easter Egg Hunt	85.00	0.00	85.00
04/30/2024	202441000374	CG	Concessions SHS BB 1/26/24	1,132.71	0.00	1,132.71
04/30/2024	202441000374	CG	Concessions SHS BB 1/26/24	101.94	0.00	101.94
04/30/2024	202441000374	CG	Concessions SHS BB 1/26/24	0.00	0.00	0.00

Bank Reconciliation

April 2024 — Bank Account: SHS ACTIVITY ACCOUNT — Status: O — Created By: GRIMM, PRAIRIE HILLS USD 113
 CHERIE

Cash Receipt Deposits

Post Date	Deposit Number	Batch	Description	Debit	Credit	Total
04/30/2024	202441000374	CG	Concessions SHS BB 1/26/24	0.00	0.00	0.00
04/30/2024	202441000374	CG	Concessions SHS BB 1/26/24	142.60	0.00	142.60
04/30/2024	202441000374	CG	Concessions SHS BB 1/26/24	196.24	0.00	196.24
04/30/2024	202441000374	CG	Concessions SHS BB 1/26/24	17.66	0.00	17.66
04/30/2024	202441000375	CG	Square Deposits	81.01	0.00	81.01
04/30/2024	202441000376	CG	Efund Deposits	3,048.97	0.00	3,048.97
04/30/2024	202441000376	CG	Efund Deposits	47.55	0.00	47.55
04/30/2024	202441000376	CG	Efund Deposits	22.50	0.00	22.50
04/30/2024	202441000376	CG	Efund Deposits	22.50	0.00	22.50
04/30/2024	202441000376	CG	Efund Deposits	60.00	0.00	60.00
04/30/2024	202441000376	CG	Efund Deposits	40.00	0.00	40.00
04/30/2024	202441000376	CG	Efund Deposits	3.00	0.00	3.00
04/30/2024	202441000377	CG	Interest from Bank Statement 4/30/24	17.62	0.00	17.62
04/30/2024	202441000378	CG	Correction to deposit BB 1/26/24	1.00	0.00	1.00
04/30/2024	202441000379	CG	Return deposit fee for a bad check deposited	60.00	0.00	60.00
04/30/2024	202441000380	CG	Correction-Return deposit fee for a bad check deposited	0.00	60.00	-60.00
04/30/2024	202441000381	CG	Bad Check and fee	0.00	50.00	-50.00
04/30/2024	202441000381	CG	Bad Check and fee	0.00	10.00	-10.00
Cash Receipt Deposit Total:				\$41,778.92	\$120.00	\$41,658.92

Outstanding Checks

Check Number	Check Date	Cash Post Date	Origin	Type	Name on Check	Amount
2341000622	11/02/2023	11/02/2023	A - Accounts Payable	R - Regular	LEIGHA J PAPA	38.75
2341000670	11/29/2023	11/29/2023	A - Accounts Payable	R - Regular	KALEB G MOELLER	13.78
2341000913	03/07/2024	03/07/2024	A - Accounts Payable	R - Regular	WIL'S WELDING LLC	48.38
2341000952	03/26/2024	03/26/2024	A - Accounts Payable	R - Regular	FACTORY 233	94.85
2341000981	04/05/2024	04/05/2024	A - Accounts Payable	R - Regular	KAYLYNN KRAMER	100.00
2341000988	04/08/2024	04/08/2024	A - Accounts Payable	R - Regular	JOHN WONDRA	150.00
2341000993	04/09/2024	04/09/2024	A - Accounts Payable	R - Regular	FORT SCOTT COMMUNITY COLLEGE	189.00
2341001029	04/22/2024	04/22/2024	A - Accounts Payable	R - Regular	AMAZON	226.35
2341001030	04/22/2024	04/22/2024	A - Accounts Payable	R - Regular	DONIPHAN WEST HIGH SCHOOL	952.66

Bank Reconciliation

April 2024 — Bank Account: SHS ACTIVITY ACCOUNT — Status: 0 — Created By: GRIMM, PRAIRIE HILLS USD 113
 CHERIE

Outstanding Checks

Check Number	Check Date	Cash Post Date	Origin	Type	Name on Check	Amount
2341001031	04/22/2024	04/22/2024	A - Accounts Payable	R - Regular	DENTON W KAHLER	145.00
2341001032	04/22/2024	04/22/2024	A - Accounts Payable	R - Regular	PRINTING IMPRESSIONS LLC	93.74
2341001033	04/22/2024	04/22/2024	A - Accounts Payable	R - Regular	MARY BELL	300.00
2341001034	04/23/2024	04/23/2024	A - Accounts Payable	R - Regular	AMAZON	786.01
2341001035	04/23/2024	04/23/2024	A - Accounts Payable	R - Regular	AWARDS UNLIMITED INC	692.69
2341001036	04/23/2024	04/23/2024	A - Accounts Payable	R - Regular	CENTRALIA HIGH SCHOOL	70.00
2341001037	04/23/2024	04/23/2024	A - Accounts Payable	R - Regular	CRIMSON CONCEPTS	23.64
2341001038	04/23/2024	04/23/2024	A - Accounts Payable	R - Regular	SEAN KEASLING	184.00
2341001039	04/23/2024	04/23/2024	A - Accounts Payable	R - Regular	K-STATE COLLEGE OF AG	110.00
2341001042	04/25/2024	04/25/2024	A - Accounts Payable	R - Regular	AMAZON	17.32
2341001044	04/25/2024	04/25/2024	A - Accounts Payable	R - Regular	EMPORIA GOLF COURSE	105.00
2341001045	04/25/2024	04/25/2024	A - Accounts Payable	R - Regular	GARRETT'S COUNTRYMART	557.93
2341001046	04/25/2024	04/25/2024	A - Accounts Payable	R - Regular	MCR TOWING INC	300.00
2341001047	04/25/2024	04/25/2024	A - Accounts Payable	R - Regular	SABETHA AREA AMATEUR BASEBALL ASSN	474.00
2341001048	04/25/2024	04/25/2024	A - Accounts Payable	R - Regular	SABETHA GOLF CLUB	300.00
2341001049	04/25/2024	04/25/2024	A - Accounts Payable	R - Regular	STUDENT ASSURANCE SERVICES INC	300.00
2341001050	04/25/2024	04/25/2024	A - Accounts Payable	R - Regular	WAMEGO HIGH SCHOOL	110.00

Outstanding Checks Total: **\$6,383.10**

Checks

Check Number	Check Date	Cash Post Date	Origin	Type	Name on Check	Amount
2341000665	11/29/2023	11/29/2023	A - Accounts Payable	R - Regular	THE INQUISITION	127.00
2341000665	01/25/2024	01/25/2024	A - Accounts Payable	V - Void	THE INQUISITION	-127.00
2341000715	12/14/2023	12/14/2023	A - Accounts Payable	Z - Reissue	JIM SMITH	150.00
2341000715	01/25/2024	01/25/2024	A - Accounts Payable	V - Void	JIM SMITH	-150.00
2341000780	01/25/2024	01/25/2024	A - Accounts Payable	R - Regular	KSHSAA	84.00
2341000780	01/25/2024	01/25/2024	A - Accounts Payable	V - Void	KSHSAA	-84.00
2341000878	02/28/2024	02/28/2024	A - Accounts Payable	R - Regular	FACTORY 233	379.63
2341000896	03/01/2024	03/01/2024	A - Accounts Payable	R - Regular	FACTORY 233	953.60
2341000921	03/19/2024	03/19/2024	A - Accounts Payable	R - Regular	SABETHA EMERGENCY SERVICE	330.00

Bank Reconciliation

April 2024 — Bank Account: SHS ACTIVITY ACCOUNT — Status: 0 — Created By: GRIMM,
 CHERIE

PRAIRIE HILLS USD 113

Checks

Check Number	Check Date	Cash Post Date	Origin	Type	Name on Check	Amount
2341000927	03/20/2024	03/20/2024	A - Accounts Payable	R - Regular	SABETHA HERALD INC	104.00
2341000938	01/25/2024	01/25/2024	A - Accounts Payable	V - Void	PAUL MENDEZ	-225.00
2341000938	03/21/2024	03/21/2024	A - Accounts Payable	R - Regular	PAUL MENDEZ	225.00
2341000939	03/21/2024	03/21/2024	A - Accounts Payable	R - Regular	ROBERT M SCHUH	225.00
2341000939	03/21/2024	03/21/2024	A - Accounts Payable	V - Void	ROBERT M SCHUH	-225.00
2341000940	03/21/2024	03/21/2024	A - Accounts Payable	R - Regular	LARRY SMART	225.00
2341000940	03/21/2024	03/21/2024	A - Accounts Payable	V - Void	LARRY SMART	-225.00
2341000941	03/21/2024	03/21/2024	A - Accounts Payable	R - Regular	JOHN SWEET	225.00
2341000941	03/21/2024	03/21/2024	A - Accounts Payable	V - Void	JOHN SWEET	-225.00
2341000943	03/22/2024	03/22/2024	A - Accounts Payable	R - Regular	AMAZON	22.98
2341000944	03/22/2024	03/22/2024	A - Accounts Payable	R - Regular	GARRETT'S COUNTRYMART	354.76
2341000948	03/26/2024	03/26/2024	A - Accounts Payable	R - Regular	AMAZON	113.94
2341000949	03/26/2024	03/26/2024	A - Accounts Payable	R - Regular	AWARDS UNLIMITED INC	716.49
2341000950	03/26/2024	03/26/2024	A - Accounts Payable	R - Regular	DOLLAR GENERAL	54.25
2341000953	03/26/2024	03/26/2024	A - Accounts Payable	R - Regular	FUTURE FARMERS OF AMERICA	66.00
2341000954	03/26/2024	03/26/2024	A - Accounts Payable	R - Regular	GARRETT'S COUNTRYMART	430.22
2341000955	03/26/2024	03/26/2024	A - Accounts Payable	R - Regular	HARTTER FEED AND SEED INC	7.14
2341000956	03/26/2024	03/26/2024	A - Accounts Payable	R - Regular	HIAWATHA HIGH SCHOOL	2,092.25
2341000957	03/26/2024	03/26/2024	A - Accounts Payable	R - Regular	JOSTENS INC	340.75
2341000958	03/26/2024	03/26/2024	A - Accounts Payable	R - Regular	RIDDELL ALL AMERICAN	698.11
2341000959	03/26/2024	03/26/2024	A - Accounts Payable	R - Regular	THE JUICE PLUS+ COMPANY LLC	1,030.00
2341000960	03/26/2024	03/26/2024	A - Accounts Payable	R - Regular	UNITED STATES AWARDS INC	403.41
2341000961	03/26/2024	03/26/2024	A - Accounts Payable	R - Regular	BSN SPORTS LLC	62.63
2341000962	03/28/2024	03/28/2024	A - Accounts Payable	R - Regular	AMAZON	60.00
2341000963	03/28/2024	03/28/2024	A - Accounts Payable	R - Regular	ATCHISON COUNTY COMMUNITY SCHOOLS	45.00
2341000964	03/28/2024	03/28/2024	A - Accounts Payable	R - Regular	ATCHISON HIGH SCHOOL	150.00
2341000965	03/28/2024	03/28/2024	A - Accounts Payable	R - Regular	BENEDICTINE COLLEGE	425.00
2341000966	03/28/2024	03/28/2024	A - Accounts Payable	R - Regular	CRAIG BROSIUS	200.00
2341000967	03/28/2024	03/28/2024	A - Accounts Payable	R - Regular	GARRETT'S COUNTRYMART	416.51

Bank Reconciliation

April 2024 — Bank Account: SHS ACTIVITY ACCOUNT — Status: O — Created By: GRIMM,

PRAIRIE HILLS USD 113

Checks

Check Number	Check Date	Cash Post Date	Origin	Type	Name on Check	Amount
2341000968	03/28/2024	03/28/2024	A - Accounts Payable	R - Regular	TRACY KUTSCHER	120.00
2341000969	03/28/2024	03/28/2024	A - Accounts Payable	R - Regular	DONALD MCDANIEL	120.00
2341000970	03/28/2024	03/28/2024	A - Accounts Payable	R - Regular	CHRIS NELSON	150.00
2341000971	03/28/2024	03/28/2024	A - Accounts Payable	R - Regular	DANIEL PREY	150.00
2341000972	03/28/2024	03/28/2024	A - Accounts Payable	R - Regular	SOPA, INC.	9,606.00
2341000973	03/28/2024	03/28/2024	A - Accounts Payable	R - Regular	THE JUICE PLUS+ COMPANY LLC	122.00
2341000974	03/28/2024	03/28/2024	A - Accounts Payable	R - Regular	BSN SPORTS LLC	127.00
2341000975	04/02/2024	04/02/2024	A - Accounts Payable	R - Regular	ROBERT CHARLES BAILEY	120.00
2341000976	04/02/2024	04/02/2024	A - Accounts Payable	R - Regular	DAVID BEASLEY	120.00
2341000977	04/04/2024	04/04/2024	A - Accounts Payable	R - Regular	TRACY KUTSCHER	120.00
2341000978	04/04/2024	04/04/2024	A - Accounts Payable	R - Regular	JEFF MAY	150.00
2341000979	04/04/2024	04/04/2024	A - Accounts Payable	R - Regular	PAUL MENDEZ	120.00
2341000980	04/04/2024	04/04/2024	A - Accounts Payable	R - Regular	TERRY A SMITH	150.00
2341000982	04/05/2024	04/05/2024	A - Accounts Payable	R - Regular	KEVIN KRAMER	100.00
2341000983	04/08/2024	04/08/2024	A - Accounts Payable	R - Regular	DAVID BEASLEY	120.00
2341000984	04/08/2024	04/08/2024	A - Accounts Payable	R - Regular	REX KRAUS	100.00
2341000985	04/08/2024	04/08/2024	A - Accounts Payable	R - Regular	KURT LOHSE	120.00
2341000986	04/08/2024	04/08/2024	A - Accounts Payable	R - Regular	CHRIS NELSON	150.00
2341000987	04/08/2024	04/08/2024	A - Accounts Payable	R - Regular	ELDON ROTTINGHAUS	100.00
2341000989	04/09/2024	04/09/2024	A - Accounts Payable	R - Regular	AMAZON	598.00
2341000990	04/09/2024	04/09/2024	A - Accounts Payable	R - Regular	ATCHISON HIGH SCHOOL	90.00
2341000991	04/09/2024	04/09/2024	A - Accounts Payable	R - Regular	ROBERT BURRIS	120.00
2341000992	04/09/2024	04/09/2024	A - Accounts Payable	R - Regular	EVENT SERVICES AGREEMENT	750.00
2341000994	04/09/2024	04/09/2024	A - Accounts Payable	R - Regular	CUSTOM LIFE CO	387.00
2341000995	04/09/2024	04/09/2024	A - Accounts Payable	R - Regular	DONALD MCDANIEL	120.00
2341000996	04/09/2024	04/09/2024	A - Accounts Payable	R - Regular	NEMAHA CENTRAL SCHOOL	100.00
2341000997	04/09/2024	04/09/2024	A - Accounts Payable	R - Regular	PRAIRIE HILLS USD 113	10,511.95
2341000998	04/09/2024	04/09/2024	A - Accounts Payable	R - Regular	SABETHA GOLF CLUB	507.60
2341000999	04/09/2024	04/09/2024	A - Accounts Payable	R - Regular	SABETHA HERALD INC	32.50
2341001000	04/09/2024	04/09/2024	A - Accounts Payable	R - Regular	THREE SISTERS INC	419.65

Bank Reconciliation

April 2024 — Bank Account: SHS ACTIVITY ACCOUNT — Status: 0 — Created By: GRIMM,
 CHERIE

PRAIRIE HILLS USD 113

Checks

Check Number	Check Date	Cash Post Date	Origin	Type	Name on Check	Amount
2341001001	04/09/2024	04/09/2024	A - Accounts Payable	R - Regular	VISA	2,196.03
2341001002	04/11/2024	04/11/2024	A - Accounts Payable	R - Regular	AMAZON	121.85
2341001003	04/11/2024	04/11/2024	A - Accounts Payable	R - Regular	BAND-MART/CHOIR-MART	52.33
2341001004	04/11/2024	04/11/2024	A - Accounts Payable	R - Regular	JOSTENS INC	6,472.00
2341001005	04/11/2024	04/11/2024	A - Accounts Payable	R - Regular	PEPSI COLA BOTTLING COMPANY OF MARYSVILLE INC	51.15
2341001006	04/11/2024	04/11/2024	A - Accounts Payable	R - Regular	DAVID W REMMERS	140.00
2341001007	04/11/2024	04/11/2024	A - Accounts Payable	R - Regular	RIDDELL ALL AMERICAN	698.11
2341001008	04/11/2024	04/11/2024	A - Accounts Payable	R - Regular	SENECA WHOLESALE COMPANY INC	42.00
2341001009	04/12/2024	04/12/2024	A - Accounts Payable	R - Regular	JOHN GILBERT CREAMER	120.00
2341001010	04/12/2024	04/12/2024	A - Accounts Payable	R - Regular	WILLIAM A LANCASTER	120.00
2341001011	04/15/2024	04/15/2024	A - Accounts Payable	R - Regular	AMAZON	38.98
2341001012	04/15/2024	04/15/2024	A - Accounts Payable	R - Regular	HIAWATHA HIGH SCHOOL	60.00
2341001013	04/15/2024	04/15/2024	A - Accounts Payable	R - Regular	DARRELL HOLADAY	150.00
2341001014	04/15/2024	04/15/2024	A - Accounts Payable	R - Regular	RANDY HUBBARD	150.00
2341001015	04/15/2024	04/15/2024	A - Accounts Payable	R - Regular	REX KRAUS	100.00
2341001016	04/15/2024	04/15/2024	A - Accounts Payable	R - Regular	CAREY LOBB	100.00
2341001017	04/15/2024	04/15/2024	A - Accounts Payable	R - Regular	PRINTING IMPRESSIONS LLC	52.32
2341001018	04/15/2024	04/15/2024	A - Accounts Payable	R - Regular	ROYAL VALLEY HIGH SCHOOL	150.00
2341001019	04/15/2024	04/15/2024	A - Accounts Payable	R - Regular	CATHY SINGLES	120.00
2341001020	04/15/2024	04/15/2024	A - Accounts Payable	R - Regular	AMAZON	129.54
2341001021	04/15/2024	04/15/2024	A - Accounts Payable	R - Regular	MICHAEL BROWN	120.00
2341001022	04/16/2024	04/16/2024	A - Accounts Payable	R - Regular	AMAZON	1,170.51
2341001023	04/16/2024	04/16/2024	A - Accounts Payable	R - Regular	DOLLAR GENERAL	68.74
2341001024	04/16/2024	04/16/2024	A - Accounts Payable	R - Regular	FLASH PHOTO INC	540.00
2341001025	04/16/2024	04/16/2024	A - Accounts Payable	R - Regular	JEFF MAY	135.00
2341001026	04/16/2024	04/16/2024	A - Accounts Payable	R - Regular	PERRY LECOMPTON HIGH SCHOOL	105.00
2341001027	04/16/2024	04/16/2024	A - Accounts Payable	R - Regular	RICK WEBER	135.00
2341001028	04/19/2024	04/19/2024	A - Accounts Payable	R - Regular	NED KAAE	200.00
2341001040	04/23/2024	04/23/2024	A - Accounts Payable	R - Regular	JEFF MAY	120.00

Bank Reconciliation

April 2024 — Bank Account: SHS ACTIVITY ACCOUNT — Status: O — Created By: GRIMM,
 CHERIE

PRAIRIE HILLS USD 113

Checks

Check Number	Check Date	Cash Post Date	Origin	Type	Name on Check	Amount
2341001041	04/23/2024	04/23/2024	A - Accounts Payable	R - Regular	RICK WEBER	120.00
2341001043	04/25/2024	04/25/2024	A - Accounts Payable	R - Regular	EDELMANS INC	79.78

Checks Total: **\$48,816.71**

Wire Transfers

Check Number	Check Date	Cash Post Date	Origin	Type	Name on Check	Amount
1410000015	04/19/2024	04/19/2024	A - Accounts Payable	W - Wire Transfer	KANSAS DEPT OF REVENUE	860.49

Wire Transfers Total: **\$860.49**

431 00014 02
ACCOUNT:
DOCUMENT

8005984448 04/30/2024
PAGE: 1
DOCUMENT 125

PRAIRIE HILLS USD 113
SABETHA HIGH SCHOOL
CHRIE GRIMM
ACTIVITIES FUND
1011 BLUE JAY BLVD
SABETHA KS 66534-9552

29
41
84

===== PUBLIC FUND NOW ACCOUNT 8005984448 =====

LAST STATEMENT 03/29/24

210,000.76
72 CREDITS
41,718.92
88 DEBITS
49,737.20
THIS STATEMENT 04/30/24
201,982.48
32

TOTAL DAYS IN STATEMENT PERIOD 03/30/24 THROUGH 04/30/24:

----- DEBITS -----

REF #	DATE	AMOUNT	REF #	DATE	AMOUNT
04/05	04/19	32.00	04/19	04/24	66.00
04/05	04/19	50.00	04/19	04/24	300.00
04/05	04/19	85.00	04/19	04/24	333.25
04/05	04/19	100.00	04/19	04/24	516.00
04/05	04/19	250.00	04/19	04/24	590.00
04/05	04/19	737.00	04/19	04/24	800.00
04/05	04/19	870.49	04/19	04/24	1,060.00
04/05	04/19	1,128.00	04/19	04/24	1,106.00
04/05	04/19	1,592.15	04/19	04/24	1,200.00
04/05	04/19	1,692.55	04/19	04/24	1,237.00
04/05	04/19	1,865.00	04/19	04/24	1,418.20
04/05	04/19	2,621.75	04/19	04/24	1,906.69
04/05	04/19	4,286.59	04/19	04/24	7,710.00
04/19	04/19	45.00	04/19	04/24	2,029.25

----- OTHER CREDITS -----

DESCRIPTION	DATE	AMOUNT
Prairie Hills US SET TRANS 1900584159	04/03	100.00
Prairie Hills US SET TRANS 1900584159	04/04	150.00
Square Inc 240408P2 L207866291846	04/08	81.01
Prairie Hills US SET TRANS 1900584159	04/08	100.00
Prairie Hills US SET TRANS 1900584159	04/08	100.00
Prairie Hills US SET TRANS 1900584159	04/08	150.00
Prairie Hills US SET TRANS 1900584159	04/09	20.00
Prairie Hills US SET TRANS 1900584159	04/11	250.00
SET TRANS Prairie Hills US FFUNDS CC CREDIT FOR 04-09-2024	04/11	250.00

***** CONTINUED *****

000014120997	000014120520	66.00
000014120553	000014120553	300.00
000014120555	000014120555	333.25
000014282147	000014120527	516.00
000014282149	000014120592	590.00
000014282108	000014120520	800.00
000014282153	000014120522	1,060.00
000014282116	000014121044	1,106.00
000014282110	000014121059	1,200.00
000014282145	000014121048	1,237.00
000014282098	000014120531	1,418.20
000014282105	000014120558	1,906.69
000014282100	000014120587	7,710.00
000014282155	000014282118	

Reconciled
5/7/24
GA

PRAIRIE HILLS USD 113
SABETHA HIGH SCHOOL
CHERIE GRIMM
ACTIVITIES FUND

PUBLIC FUND NOW ACCOUNT 8005984448

OTHER CREDITS -----

DESCRIPTION	DATE	AMOUNT
SET TRANS Prairie Hills US EFUNDS CC CREDIT FOR 04-10-2024	04/12	50.00
Prairie Hills US SET TRANS 1900584159	04/12	75.00
SET TRANS Prairie Hills US EFUNDS CC CREDIT FOR 04-11-2024	04/15	150.00
Prairie Hills US SET TRANS 1900584159	04/15	200.00
SET TRANS Prairie Hills US EFUNDS CC CREDIT FOR 04-12-2024	04/16	80.00
Prairie Hills US SET TRANS 1900584159	04/16	90.55
SET TRANS Prairie Hills US EFUNDS CC CREDIT FOR 04-16-2024	04/18	100.00
Prairie Hills US SET TRANS 1900584159	04/18	100.00
SET TRANS Prairie Hills US EFUNDS CC CREDIT FOR 04-17-2024	04/19	50.00
Prairie Hills US SET TRANS 1900584159	04/19	50.00
SET TRANS Prairie Hills US EFUNDS CC CREDIT FOR 04-17-2024	04/19	50.00
Prairie Hills US SET TRANS 1900584159	04/19	175.00
SET TRANS Prairie Hills US EFUNDS CC CREDIT FOR 04-18-2024	04/22	50.00
Prairie Hills US SET TRANS 1900584159	04/22	90.00
SET TRANS Prairie Hills US EFUNDS CC CREDIT FOR 04-19-2024	04/23	10.00
Prairie Hills US SET TRANS 1900584159	04/23	10.00
SET TRANS Prairie Hills US EFUNDS CC CREDIT FOR 04-22-2024	04/24	70.00
Prairie Hills US SET TRANS 1900584159	04/24	40.00
SET TRANS Prairie Hills US EFUNDS CC CREDIT FOR 04-23-2024	04/25	130.00
Prairie Hills US SET TRANS 1900584159	04/25	105.00
SET TRANS Prairie Hills US EFUNDS CC CREDIT FOR 04-24-2024	04/26	105.00
Prairie Hills US SET TRANS 1900584159	04/26	200.00
SET TRANS Prairie Hills US EFUNDS CC CREDIT FOR 04-25-2024	04/29	17.62
INTEREST	04/30	68.42
SET TRANS Prairie Hills US EFUNDS CC CREDIT FOR 04-26-2024	04/30	003403072898

CHECKS -----

CHECK #	DATE	AMOUNT	CHECK #	DATE	AMOUNT
1008*04/16	04/01	150.00	716.49	04/17	150.00
1008*04/16	04/01	42.00	716.49	04/17	425.00
32086*04/25	04/25	90.00	66.00	04/01	200.00
33000*04/02	04/02	330.00	430.22	04/09	416.51
1115030*04/04	04/04	120.00	2,092.25	04/01	120.00
41001027*04/18	04/18	135.00	340.75	04/15	120.00
41000878*04/03	04/03	379.63	698.11	04/01	150.00
41000896*04/03	04/03	953.60	1,030.00	04/02	150.00
41000943	04/02	104.00	403.41	04/05	122.00
41000944*04/02	04/02	22.98	62.63	04/04	127.00
41000948	04/03	113.94	45.00	04/12	120.00

***** CONTINUE *****

000910069135	000014055182	150.00
000920092096	000013230895	425.00
000910268714	000920035915	200.00
0009200000313	000014072809	416.51
000920099078	000920091476	120.00
0009200885152	000910073613	120.00
000920087523	000910068930	150.00
000920092189	000910068931	150.00
000920086821	000920090026	9,606.00
000920085061	000920086606	122.00
000920092297	000920087894	127.00
000910072126	000920088940	120.00

Handwritten notes:
- \$90 - Allison HS 100890
- \$180 - David Beasley 0976
- \$135 = Rick Weber 1027

431 00014 02 ACCOUNT: 8005984448 04/30/2024 125
PAGE: 3 DOCUMENT:

PRAIRIE HILLS USD 113
SABETHA HIGH SCHOOL
CHERIE GRIMM
ACTIVITIES FUND

PUBLIC FUND NOW ACCOUNT 8005984448

CHECKS

CHECK #	DATE	AMOUNT	CHECK #	DATE	AMOUNT
41000978	04/09	150.00	41000998	04/16	507.60
41000979	04/09	120.00	41000999	04/17	32.50
41000980	04/08	150.00	41001000	04/16	419.65
41000983	04/10	120.00	41001003	04/22	121.85
41000982	04/16	100.00	41001002	04/22	52.33
41000984	04/11	100.00	41001004	04/19	6,472.00
41000985	04/11	120.00	41001005	04/18	51.15
41000986	04/11	150.00	41001006	04/16	140.00
41000987	04/12	100.00	41001007	04/19	698.11
41000989	04/17	598.00	41001009	04/17	120.00
41000991	04/12	120.00	41001010	04/16	120.00
41000992	04/17	750.00	41001011	04/24	38.98
41000994	04/15	387.00	41001012	04/22	60.00
41000995	04/30	120.00	41001013	04/23	150.00
41000996	04/29	100.00	41001014	04/23	150.00

(*) INDICATES A GAP IN CHECK NUMBER SEQUENCE

OTHER DEBITS

DESCRIPTION	DATE	AMOUNT
VISA PAYMENT 486544XXXXX1795	04/16	2,196.03
KSDPTOFFREVENUE TAXDRAFTS 004900584159F03	04/25	860.49
RETURNED DEPOSITED ITEM FEE	04/29	10.00
RETURNED DEPOSITED ITEMS	04/29	50.00

INTEREST

AVERAGE LEDGER BALANCE: 201,014.26 INTEREST EARNED: 17.62
 INTEREST PAID THIS PERIOD: 17.62 DAYS IN PERIOD 03/30/24-04/30/24: 32
 TAX IDENTIFICATION NUMBER: 90-0584159 ANNUAL PERCENTAGE YIELD EARNED: .10%
 * * * * * C O N T I N U E D * * * * *

000920010016	100.00
000920099166	100.00
000920099125	52.32
000920018238	150.00
000014243494	120.00
000920029181	120.00
000920026436	129.54
000920023922	120.00
000920021667	1,170.51
000920013349	68.74
000920006467	540.00
000920017942	135.00
000920006983	105.00
000920014005	200.00
000920033187	120.00
000920026676	120.00
000920030792	120.00
000920030363	79.78

431 00014 02 ACCOUNT: 8005984448 04/30/2024 PAGE: 4
DOCUMENT 125

PRAIRIE HILLS USD 113
SABETHA HIGH SCHOOL
CHERIE GRIMM
ACTIVITIES FUND

===== PUBLIC FUND NOW ACCOUNT 8005984448 =====

- - - - - ITEMIZATION OF OVERDRAFT AND RETURNED ITEM FEES - - - - -

* TOTAL FOR | THIS PERIOD | YEAR TO DATE *
* TOTAL OVERDRAFT FEES: | \$.00 | \$.00 *
* TOTAL RETURNED ITEM FEES: | \$.00 | \$.00 *

DATE	BALANCE	DATE	BALANCE	DATE	BALANCE
04/01	209,120.24	04/11	205,725.63	04/23	186,241.34
04/02	206,967.98	04/12	205,510.63	04/24	202,946.71
04/03	205,516.81	04/15	194,796.68	04/25	202,016.22
04/04	203,564.07	04/16	191,441.95	04/26	202,176.22
04/05	208,843.60	04/17	189,841.45	04/29	202,096.22
04/08	208,904.61	04/18	189,920.85	04/30	201,982.48
04/09	205,715.63	04/19	187,677.84		
04/10	205,595.63	04/22	187,453.19		

- - - - - END OF STATEMENT - - - - -

Balancing Your Checking Account
This form will assist you in balancing your checking account. Please complete all the information for the Statement Balance and Register Balance forms, and click the Calculate Balance buttons near the bottom of the page. When the Adjusted Statement and Adjusted Check Register Balances at the bottom of the page equals each other, you have balanced your checking account. If they do not equal each other, make sure all the information entered is correct and complete, and calculate and compare balances again.

Activity Account Detail by Fiscal Year

PRAIRIE HILLS USD 113

For: 2023-2024
 Building(s) 0411 - SMS
 Program(s) All

Account Number	Account Description	Beginning Balance	Debit	Credit	Ending Balance
56 Q 9541 000 0411 752	CONCESSIONS	4,669.99	11,877.25	17,038.49	9,831.23
56 Q 9541 000 0411 753	LIBRARY FUND	4,999.10	4,869.10	803.52	933.52
56 Q 9541 000 0411 761	CD/SAVINGS ACCOUNT EQUITY	0.00	6,248.22	22,047.06	15,798.84
56 Q 9541 000 0411 801	ANGEL FUND	525.79	621.89	4,869.10	4,773.00
56 Q 9541 000 0411 806	GIFTS/DONATIONS (MISC)	0.00	0.00	2,500.00	2,500.00
56 Q 9541 000 0411 807	NEEDY CHILDREN	976.93	991.93	219.89	204.89
56 Q 9541 000 0411 908	STUDENT COUNCIL	219.89	219.89	621.89	621.89
56 Q 9541 000 0411 999	EMPLOYEE FUND	25,721.40	25,828.95	1,287.67	1,180.12
56 Q 9652 000 0411 000	ENCUMBRANCE OFFSET	0.00	1,699.00	1,699.00	0.00
56 Q 9653 000 0411 000	RESERVE FOR ENCUMBRANCE	0.00	1,699.00	1,699.00	0.00
56 Q 9999 000 0411 000	PRIOR YEAR	0.00	0.00	0.00	0.00
GRAND TOTALS:		74,188.74	202,662.27	209,811.28	81,337.75

Activity Account Detail by Fiscal Year

PRAIRIE HILLS USD 113

For: 2023-2024
 Building(s) 0411 - SMS
 Program(s) All

Account Number	Account Description	Beginning Balance	Debit	Credit	Ending Balance
56 Q 9541 000 0411 601	ART FEE	2,273.46	106.00	352.50	2,519.96
56 Q 9541 000 0411 604	ACTIVITY CARD FEE	6,837.54	6,286.70	5,596.56	6,147.40
56 Q 9541 000 0411 605	SCHOOL AGENDA/PLANNER	122.50	735.00	705.00	92.50
56 Q 9541 000 0411 606	YEARBOOK FEE	517.06	2,572.89	2,774.63	718.80
56 Q 9541 000 0411 622	PICTURE FUND	2,174.51	0.00	0.00	2,174.51
56 Q 9541 000 0411 624	TECHNOLOGY CLASS FEES	1,232.33	0.00	0.00	1,232.33
56 Q 9541 000 0411 625	CAMP FEES	0.00	0.00	0.00	0.00
56 Q 9541 000 0411 654	VENDING/POP MACHINES	560.31	1,201.98	1,570.14	928.47
56 Q 9541 000 0411 655	STAFF/STUDENT PURCHASES/SALES	0.00	0.00	0.00	0.00
56 Q 9541 000 0411 666	SALES TAX	115.83	2,000.20	1,979.64	95.27
56 Q 9541 000 0411 702	ATHLETIC GATE REVENUE	11,342.19	22,544.50	29,632.75	18,430.44
56 Q 9541 000 0411 716	COUNTRY MART ED	11,897.01	19,682.07	10,666.82	2,881.76

Activity Account Detail by Fiscal Year

PRAIRIE HILLS USD 113





For: 2023-2024
 Building(s) 0411 - SMS
 Program(s) All

Account Number	Account Description	Beginning Balance	Debit	Credit	Ending Balance
56 Q 9541 000 0411 501	STUDENT LUNCH	2.90	72,148.45	78,717.12	6,571.57
56 Q 9541 000 0411 504	ADULT MEALS/STUDENT ALA CARTE	0.00	2,902.75	3,154.00	251.25
56 Q 9541 000 0411 505	SPECIAL FUNCTIONS SALES -	0.00	0.00	0.00	0.00
56 Q 9541 000 0411 506	SUMMER SCHOOL MEALS/SNACKS	0.00	0.00	0.00	0.00
56 Q 9541 000 0411 507	BAND INSTRUMENT RENTAL	0.00	0.00	0.00	0.00
56 Q 9541 000 0411 508	IPAD FEES	0.00	5,570.00	5,650.00	80.00
56 Q 9541 000 0411 509	TEXTBOOK RENTAL FEES	0.00	4,020.00	4,050.00	30.00
56 Q 9541 000 0411 511	KSHSAA PARTICIPATION FEE	0.00	6,196.50	6,216.50	20.00
56 Q 9541 000 0411 512	INSTRUCTIONAL FEES	0.00	2,640.00	2,660.00	20.00
56 Q 9541 000 0411 513	DRIVER'S EDUCATION FEES	0.00	0.00	3,300.00	3,300.00
56 Q 9541 000 0411 515	SUMMER WEIGHTS-DISTRICT SHARE	0.00	0.00	0.00	0.00
56 Q 9541 000 0411 516	PHOTOCOPIES	0.00	0.00	0.00	0.00

ADDRESS SERVICE REQUESTED

PRAIRIE HILLS USD 113
SABETHA MIDDLE SCHOOL
PETTY CASH
751 BLUE JAY BLVD
SABETHA KS 66534-9421

Managing Your Accounts

Bank Name	United Bank & Trust - Sabetha
 Phone Number	785-284-2187
 Mailing Address	935 Main Street Sabetha, KS 66534
 Online Access	www.ubankonline.com
 Tele-Banking	1-800-553-1781

Summary of Accounts

Account Type	Account Number	Ending Balance
PUBLIC FUND CHECKING	XXXXXX3308	\$200.00

PUBLIC FUND CHECKING-XXXXXX3308

Account Summary

Date	Description	Amount
03/30/2024	Beginning Balance	\$200.00
	0 Credit(s) This Period	\$0.00
	0 Debit(s) This Period	\$0.00
04/30/2024	Ending Balance	\$200.00

4241.12 0.00 4241.12

Pending

No pending reconciliation items are available for the given date range.

Clear Filters: Account No
All
Reset Orders: Payment Date, Account
Reset Orders to Defaults

[Back To Reports](#)

Questions? Concerns? Do not hesitate to contact **Customer Service**

©2024 e-Funds for Schools - All Rights Reserved.

Sabetha Middle School ▼

Start date:

End date:

Lookup By: ▼

Deposit Table: ▼

[View Report](#) | [Clear Dates](#)

Reconciliation Report

[Export Summary](#) | [Export GLAccount Summary](#)

Batch Type	Payment Date	Deposit Date	Account	GL Account	GL Account Returns	Deposit Table	Batch Amt	Returns	Net Deposit	Tracking Id
ACH	2024-03-28	2024-04-03	5700	N/A=48.25		Sabetha Middle	48.25		48.25	xyanoMD00kC0_6PcLoy6tg
ACH	2024-03-29	2024-04-04	5700	N/A=130.00		Sabetha Middle	130.00		130.00	5b3kua1_h0umrVIJTF983Q
Credit Card	2024-04-01	2024-04-03	5700	N/A=100.00		Sabetha Middle	100.00	230.00	100.00	
Credit Card	2024-04-02	2024-04-04	5700	N/A=315.00		Sabetha Middle	315.00		315.00	
ACH	2024-04-02	2024-04-08	5700	N/A=250.00		Sabetha Middle	250.00		250.00	PkuTxTwzg0qQ1sheA_yEfg
Credit Card	2024-04-04	2024-04-08	5700	N/A=60.00		Sabetha Middle	60.00		60.00	
Credit Card	2024-04-05	2024-04-09	5700	N/A=50.00		Sabetha Middle	50.00		50.00	
ACH	2024-04-05	2024-04-11	5700	N/A=100.00		Sabetha Middle	100.00		100.00	N/A
Credit Card	2024-04-08	2024-04-10	5700	N/A=20.00		Sabetha Middle	20.00		20.00	
ACH	2024-04-08	2024-04-12	5700	N/A=50.00		Sabetha Middle	50.00		50.00	N/A
Credit Card	2024-04-09	2024-04-11	5700	N/A=75.00		Sabetha Middle	75.00		75.00	
ACH	2024-04-09	2024-04-15	5700	N/A=75.00		Sabetha Middle	75.00		75.00	pbtISAp_I0ixOSixuP17GQ
ACH	2024-04-10	2024-04-16	5700	N/A=138.25		Sabetha Middle	138.25		138.25	QBUqXQXcc0_G1BGIBrZe8A
Credit Card	2024-04-11	2024-04-15	5700	N/A=250.00		Sabetha Middle	250.00		250.00	
ACH	2024-04-11	2024-04-17	5700	N/A=150.00		Sabetha Middle	150.00		150.00	dvGwbieWTEGFoOHEnBPi2g
Credit Card	2024-04-12	2024-04-16	5700	N/A=241.37		Sabetha Middle	241.37		241.37	
ACH	2024-04-12	2024-04-18	5700	N/A=100.00		Sabetha Middle	100.00		100.00	vccBxbCMAUiAerKL4s5jdw
Credit Card	2024-04-15	2024-04-17	5700	N/A=200.00		Sabetha Middle	200.00		200.00	
ACH	2024-04-15	2024-04-19	5700	N/A=275.00		Sabetha Middle	275.00		275.00	YnE7g5wf_ku5EV6SAaKCAA
Credit Card	2024-04-16	2024-04-18	5700	N/A=420.00		Sabetha Middle	420.00		420.00	
ACH	2024-04-16	2024-04-22	5700	N/A=150.00		Sabetha Middle	150.00		150.00	KVzvBV_Q9USL2cgkvXHeNA
Credit Card	2024-04-19	2024-04-23	5700	N/A=150.00		Sabetha Middle	150.00		150.00	
Credit Card	2024-04-22	2024-04-24	5700	N/A=140.00		Sabetha Middle	140.00		140.00	
ACH	2024-04-22	2024-04-26	5700	N/A=223.25		Sabetha Middle	223.25		223.25	7WzoGU8vuUKTE1rw9ymXpA
Credit Card	2024-04-23	2024-04-25	5700	N/A=70.00		Sabetha Middle	70.00		70.00	
Credit Card	2024-04-24	2024-04-26	5700	N/A=290.00		Sabetha Middle	290.00		290.00	
Credit Card	2024-04-25	2024-04-29	5700	N/A=40.00		Sabetha Middle	40.00		40.00	
Credit Card	2024-04-26	2024-04-30	5700	N/A=130.00		Sabetha Middle	130.00		130.00	

Bank Reconciliation

December 2023 — Bank Account: SMS CD — Status: C — Created By: BUSER, LORETTA

PRAIRIE HILLS USD 113

	System Totals	On Statement	Outstanding
Monthly Beginning Balance			0.00
ACH	0.00	0.00	0.00
Accounts Payable Invoices	0.00	0.00	0.00
Accounts Receivable Invoices	0.00	0.00	0.00
Cash Receipt Deposits	226.39	226.39	0.00
Checks	0.00	0.00	0.00
Fee Management Payments	0.00	0.00	0.00
Food Service Payments	0.00	0.00	0.00
Food Service Purchases	0.00	0.00	0.00
Journal Entries	0.00	0.00	0.00
Wire Transfers	0.00	0.00	0.00
Manual Adjustments			0.00
Grand Totals	\$226.39	\$226.39	\$0.00

Bank Statement Ending Balance	21,591.83
+ Outstanding Balance	0.00
- Monthly Ending Balance	21,591.83
= Variance	\$0.00

Cash Receipt Deposits

Post Date	Deposit Number	Batch	Description	Debit	Credit	Total
12/27/2023	202441100119	SMS12272023	SMS CD Quarterly Interest Earned Ending in December 2023	226.39	0.00	226.39
Cash Receipt Deposit Total:				\$226.39	\$0.00	\$226.39

Bank Reconciliation

January 2023 — Bank Account: SMS CD — Status: C — Created By: BUSER, LORETTA

PRAIRIE HILLS USD 113

	System Totals	On Statement	Outstanding
Monthly Beginning Balance			0.00
ACH	0.00	0.00	0.00
Accounts Payable Invoices	0.00	0.00	0.00
Accounts Receivable Invoices	0.00	0.00	0.00
Cash Receipt Deposits	0.02	0.02	0.00
Checks	0.00	0.00	0.00
Fee Management Payments	0.00	0.00	0.00
Food Service Payments	0.00	0.00	0.00
Food Service Purchases	0.00	0.00	0.00
Journal Entries	0.00	21,117.22	0.00
Wire Transfers	0.00	0.00	0.00
Manual Adjustments			0.00
Grand Totals	\$0.02	\$21,117.24	\$0.00

Bank Statement Ending Balance	21,117.24
+ Outstanding Balance	0.00
- Monthly Ending Balance	21,117.24
= Variance	\$0.00

Cash Receipt Deposits

Post Date	Deposit Number	Batch	Description	Debit	Credit	Total
01/01/2023	202341100020	SMS01302023	SMS CD Interest Adjustment	0.02	0.00	0.02
Cash Receipt Deposit Total:				\$0.02	\$0.00	\$0.02

Journal Entries

Post Date	Account	Description	Debit	Credit	Total
12/31/2022	56 A 7189 000 0411 000		21,117.22	0.00	-21,117.22
Journal Entries Totals:			\$21,117.22	\$0.00	-\$21,117.22

Bank Reconciliation

June 2023 — Bank Account: SMS CD — Status: C — Created By: DAMMAN, DEBRA K

PRAIRIE HILLS USD 113

	System Totals	On Statement	Outstanding
Monthly Beginning Balance			0.00
ACH	0.00	0.00	0.00
Accounts Payable Invoices	0.00	0.00	0.00
Accounts Receivable Invoices	0.00	0.00	0.00
Cash Receipt Deposits	11.34	11.34	0.00
Checks	0.00	0.00	0.00
Fee Management Payments	0.00	0.00	0.00
Food Service Payments	0.00	0.00	0.00
Food Service Purchases	0.00	0.00	0.00
Journal Entries	0.00	0.00	0.00
Wire Transfers	0.00	0.00	0.00
Manual Adjustments			0.00
Grand Totals	\$11.34	\$11.34	\$0.00

Bank Statement Ending Balance	21,138.99
+ Outstanding Balance	0.00
- Monthly Ending Balance	21,138.99
= Variance	\$0.00

Cash Receipt Deposits

Post Date	Deposit Number	Batch	Description	Debit	Credit	Total
06/28/2023	202341100111	SMS06282023	Interest Earned for March to June 2023	11.34	0.00	11.34
Cash Receipt Deposit Total:				\$11.34	\$0.00	\$11.34

Bank Reconciliation

March 2023 — Bank Account: SMS CD — Status: C — Created By: BUSER, LORETTA

PRAIRIE HILLS USD 113

	System Totals	On Statement	Outstanding
Monthly Beginning Balance	0.00	0.00	0.00
ACH	0.00	0.00	0.00
Accounts Payable Invoices	0.00	0.00	0.00
Accounts Receivable Invoices	0.00	0.00	0.00
Cash Receipt Deposits	10.41	10.41	0.00
Checks	0.00	0.00	0.00
Fee Management Payments	0.00	0.00	0.00
Food Service Payments	0.00	0.00	0.00
Food Service Purchases	0.00	0.00	0.00
Journal Entries	0.00	0.00	0.00
Wire Transfers	0.00	0.00	0.00
Manual Adjustments	0.00	0.00	0.00
Grand Totals	\$10.41	\$10.41	\$0.00

Bank Statement Ending Balance	21,127.65
+ Outstanding Balance	0.00
- Monthly Ending Balance	21,127.65
= Variance	\$0.00

Cash Receipt Deposits

Post Date	Deposit Number	Batch	Description	Debit	Credit	Total
03/17/2023	202341100054	SMS03172023	SMS Interest Earned for 3rd Qtr of 2022/2023 school year	10.30	0.00	10.30
03/22/2023	202341100060	SMS03222023	SMS interest per calling the bank was \$10.30, interest was actually \$10.41 Adding 11 cent difference to account for interest earned in 3rd Qtr.	0.11	0.00	0.11

Cash Receipt Deposit Total: \$10.41 \$0.00 \$10.41

Bank Reconciliation

September 2023 — Bank Account: SMS CD — Status: C — Created By: BUSER, LORETTA

PRAIRIE HILLS USD 113

	System Totals	On Statement	Outstanding
Monthly Beginning Balance			0.00
ACH	0.00	0.00	0.00
Accounts Payable Invoices	0.00	0.00	0.00
Accounts Receivable Invoices	0.00	0.00	0.00
Cash Receipt Deposits	226.45	226.45	0.00
Checks	0.00	0.00	0.00
Fee Management Payments	0.00	0.00	0.00
Food Service Payments	0.00	0.00	0.00
Food Service Purchases	0.00	0.00	0.00
Journal Entries	0.00	0.00	0.00
Wire Transfers	0.00	0.00	0.00
Manual Adjustments			0.00
Grand Totals	\$226.45	\$226.45	\$0.00

Bank Statement Ending Balance	21,365.44
+ Outstanding Balance	0.00
- Monthly Ending Balance	21,365.44
= Variance	\$0.00

Cash Receipt Deposits

Post Date	Deposit Number	Batch	Description	Debit	Credit	Total
09/29/2023	202441100040	SMS09292023	Interest Deposit for CD	248.22	0.00	248.22
09/29/2023	202441100056	SMS09292023	Interest Deposit for CD	0.00	248.22	-248.22
09/29/2023	202441100057	SMS09292023	Interest earned for the Quarter from July to September for SMS CD	226.45	0.00	226.45
Cash Receipt Deposit Total:				\$474.67	\$248.22	\$226.45

ADDRESS SERVICE REQUESTED

PRAIRIE HILLS USD 113
SABETHA MIDDLE SCHOOL
751 BLUE JAY BLVD
SABETHA KS 66534-9421

Managing Your Accounts

Bank Name	United Bank & Trust - Sabetha
Phone Number	785-284-2187
Mailing Address	935 Main Street Sabetha, KS 66534
Online Access	www.ubankonline.com
Tele-Banking	1-800-553-1781

Summary of Accounts

Account Type	Account Number	Ending Balance
PUBLIC FUND NOW	XXXXXX5700	\$75,212.95

PUBLIC FUND NOW-XXXXXX5700

Account Summary

Date	Description	Amount
03/30/2024	Beginning Balance	\$73,585.86
	43 Credit(s) This Period	\$11,405.06
	12 Debit(s) This Period	\$9,777.97
04/30/2024	Ending Balance	\$75,212.95

Interest Summary

Description	Amount
Interest Earned From 03/30/2024 Through 04/30/2024	
Annual Percentage Yield Earned	0.10%
Interest Days	32
Interest Earned	\$6.49
Interest Paid This Period	\$6.49
Interest Paid Year-to-Date	\$24.04
Average Ledger Balance	\$73,974.75

Deposits

Date	Description	Amount
04/03/2024	DEPOSIT	\$429.05
04/05/2024	DEPOSIT	\$374.05
04/09/2024	DEPOSIT	\$405.00
04/11/2024	DEPOSIT	\$842.00
04/15/2024	DEPOSIT	\$982.80
04/17/2024	DEPOSIT	\$1,084.80
04/19/2024	DEPOSIT	\$100.00
04/19/2024	DEPOSIT	\$805.00
04/22/2024	DEPOSIT	\$115.00
04/22/2024	DEPOSIT	\$834.00
04/25/2024	DEPOSIT	\$100.00
04/25/2024	DEPOSIT	\$780.00
04/30/2024	DEPOSIT	\$106.00
04/30/2024	DEPOSIT	\$199.75

Electronic Credits

Date	Description	Amount
04/03/2024	Prairie Hills US SET TRANS 1900584159	\$48.25
04/03/2024	SET TRANS Prairie Hills US EFUNDS CC CREDIT FOR 04-01-2024	\$100.00
04/04/2024	Prairie Hills US SET TRANS 1900584159	\$130.00
04/04/2024	SET TRANS Prairie Hills US EFUNDS CC CREDIT FOR 04-02-2024	\$315.00
04/08/2024	SET TRANS Prairie Hills US EFUNDS CC CREDIT FOR 04-04-2024	\$60.00
04/08/2024	Prairie Hills US SET TRANS 1900584159	\$250.00

Friday, May 10--personal day

Briana Evans <evansb@usd113.org>

Sun, May 5, 2024 at 7:31 PM

To: Nathan Bauman <baumann@usd113.org>, Evans Todd <evanst@usd113.org>

Nate & Todd,

I am late with my request, but I would like to take Friday, May 10, as a personal day. Please let me know if this will not work out. If it is a "go," I will make the request in Skyward.

Briana



SHS School Counselor Website

Personal Day

1 message

Garrett Michael <michaelg@usd113.org>

Mon, May 6, 2024 at 8:40 AM

To: Nate Bauman <baumann@usd113.org>, Todd Evans <evanst@usd113.org>

I'm requesting to take a personal day on Wednesday May 8th. Preston is going on a recruiting/workout visit to Emporia St. for football. Let me know. Thank you

--

Coach Michael
"He is Enough"
"Faith and Family"

5-1-24

Dear BOE,

I am writing this to request the use of 1.5 personal days after the May deadline. This year I again have the opportunity to again go on a Christian Men's Weekend trip that I have been a part of for many years. The dates we are attending this year are in May and we have paid in for the 2nd weekend in May. The actual dates are May 9, 10. I have personal days available and would be very thankful to be allowed to use them on these days. I have already put the request into the office.

Thank you for your consideration,

Nicolas Richardson

SES 4th Grade Teacher

Dear USD 113 Board of Education,

I am writing to formally request a day of personal leave on Friday, May 3, 2024. Due to personal reasons, I am requesting the day off.

With the help of the office staff a substitute has been secured and, as always, detailed lesson plans will be left to assist with the absence. Should the need arise, I will be available by phone throughout the day.

Thank you for your understanding and cooperation in this matter. Please do not hesitate to contact me if you require any further information or assistance.

Sincerely,
Tim McCoy
Sabetha High School

Summer School 23 - 24 District Overview

SES:

Explicit, Systematic, Sequential, Cumulative and Applied

Coordinated by Jennifer Herrmann and Andrew Lillie

Grades impacted: current K-4, by invitation only, targeting Fastbridge Tier I and II scores

May 30 & 31 - Teacher Workday (up to 16 hours)

June 3-6, 10-13, 17-20 (Monday - Thursday)

8:30-11:45 - Teacher times Students: 8:50 - 11:25

Anticipated Staff:

Lead Teachers	# Weeks		Assistants	# Weeks
Devon Johnson	3		Bailey Lierz	
Stephanie Plattner	3		Suzanne Wahwasuck	
Yalana Edelman	2		Kelsey Boldra	3
Kim Schaffer	3		Marcia Oom	3
Brandi Meade	3		Olivia Martin	2
Cindy Wilz	2		Brittney Key	3
Anne Werner	2		Virginia Russell	3
Nicole Mann	3		Megan Becker	7 days
Jennifer Herrmann	3		support when Andrew Lillie is gone (Becker)	
Jill Bachtold	3	Sabetha Community Hospital Volunteer - no contract needed		

SMS and Axtell Middle School:

Project LEAPES with KSU

June 3-6, 10-13, 17-20 (Minus June 19 for Juneteenth holiday)

Teachers: Liz Badertscher and Aaron Duryea, Liz taking care of advertising and enrollment

Axtell Elementary School:

Camp Invention (using leftover materials from SES last year program)

Grades impacted: current grades K-4, targeted to Fastbridge scores I and II

Staff: Jennifer Lierz (STEM), Briana Uphaus (K-2), Katie Sandmann (3-5)

May 30 & 31 - Teacher Workday (up to 16 hours)

June 3-6, 10-13, 17-20

8:30-11:45 (Monday - Thursday)

Prairie Hills USD 113 Field Trip Guidelines and Approval Protocol

Philosophy

Unified School District 113 supports educational field trips that support Board adopted curriculum and community service. The primary purpose and use of these educational field trips are to extend the curriculum beyond the walls of the classroom.

Each principal will approve and clarify expectations for field trips with the final approval coming from the board office/Board of Education depending on the level of the request.

The BOE retains its option to alter the approval of any activity/fee, as they see fit.

Category 1 - KSHSAA activities; KSDE required FFA district and state activities; and FBLA district and state activities

Description: Any activity that is sanctioned by the Kansas State High School Activities Association or **required** by KSDE for vocational approved programs.

Costs: The cost of participation and necessary travel will be covered by the building activities fund and/or the building budget. The district will cover the cost of district owned transportation or its equivalent.

Examples: Board approved sports; league, regional and state music, forensics, and scholars bowl, FFA, FBLA & FCCLA Competitions

Channels of Approval: Athletic Director>Building Principal>Superintendent

Conditions of Approval: Activities must be part of the district calendar that is provided each **August** unless otherwise approved by the Board. The administration retains the right to deny any activity due to financial constraints.

Category 2 - Curriculum Engagement activities within 60 miles of the school:

Description: Activities that are tied directly to Board adopted curriculum and within 60 miles of the school location. These activities are an integrated part of the unit.

Costs: The total costs of the trip must be included in the proposal submitted to the building principal. The busing costs of the trip will be paid by the district.

Examples: Area manufacturing plants; area farm operations; local business; “existing” one trip per grade field trips.

Channels of Approval: Building Principal> Superintendent

Conditions of Approval: The unit plan must be presented to the building principal. The unit plan must include: indicators taught, lesson plan, and the assessment, which includes the impact of the trip. Upon completion of the trip the instructor will present evidence of student impact.

The trip request must be made a minimum of **three weeks** in advance. The administration retains the right to deny any activity due to financial constraints and/or loss of instructional time.

Category 3 - Community Service projects:

Description: Activities in which the students are providing a service for their local community within the district boundaries.

Costs: The only costs associated with this activity should be transportation. The district will cover the normal transportation costs.

Examples: Visiting the nursing home, helping with recycling, community vocal/instrumental music engagements

Channels of Approval: Building Principal > Superintendent

Conditions of Approval: No sub will be hired for these activities. The administration retains the right to deny any activity due to financial constraints and/or loss of instructional time. The trip request must be made a minimum of **three weeks** in advance.

Category 4 - Curriculum Engagement activities over 60 miles and no overnight stay:

Description: Activities that are tied directly to Board adopted curriculum and are further than 60 miles from the school location. These activities are an integrated part of the unit.

Costs: The total costs of the trip must be included in the proposal submitted to the building principal. The cost is to be paid by student organizations or non-district resources. District vehicles may be used but the cost of the driver and fuel is to be paid by organizations.

Examples: Music contests not under KSHSAA umbrella (Possible exception will be marching contests that will be considered as category 1); visit to museums in Topeka, Lawrence, or Kansas City

Channels of Approval: Building Principal > Superintendent

Conditions of Approval: The unit plan must be presented to the building principal. The unit plan must include: indicators taught, lesson plan, and the assessment, which includes the impact of the trip. Upon completion of the trip the instructor will present evidence of student impact. The trip request must be made a minimum of **three weeks** in advance. The administration retains the right to deny any activity due to financial constraints and/or loss of instructional time.

Category 5 - Curriculum Engagement activities that require an overnight stay:

Description: Activities that are tied directly to Board adopted curriculum require an overnight stay. These activities are an integrated part of the unit.

Costs: The total costs of the trip must be included in the proposal submitted to the building principal. Associated costs will be determined by the building administration. The cost is to be paid for by parent or student organizations.

Examples: FFA State & National Convention, FCCLA State & Cluster conventions, band trip, choral music trip, biology club trips

Channels of Approval: Building Principal>Superintendent>Board

Conditions of Approval: The unit plan must be presented to the building principal. The unit plan must include: indicators taught, lesson plan, and the assessment, which includes the impact of the trip. Upon completion of the trip the instructor will present evidence of student impact. The request must be approved by the Board before the requestor can inform the students, parents or community. The trip request must be made a minimum of **twelve weeks** in advance. The administration retains the right to deny any activity due to financial constraints and/or loss of instructional time.

Category 6 – Motivational Activities less than 25 miles from the school:

Description: Trips that are associated with an incentive or reward program and are within 25 miles of the school.

Costs: Associated costs will be determined by the building administration and transportation paid for by the district.

Examples: Skating at Sycamore Springs,

Channels of Approval: Building Principal>Superintendent

Conditions of Approval: The trip request must be made a minimum of **three weeks** in advance. The administration retains the right to deny any activity due to financial constraints and/or loss of instructional time.

Category 7 – Motivational Activities more than 25 miles from the school:

Description: Trips that are associated with an incentive or reward program and are more than 25 miles from the school.

Costs: Associated costs will be determined by the building administration and paid for by student organizations or non-district resources.

Examples: Assessment related trips to the Kansas City Area

Channels of Approval: Building Principal>Superintendent

Conditions of Approval: The trip request must be made a minimum of **three weeks** in advance. The administration retains the right to deny any activity due to financial constraints and/or loss of instructional time.

Category 8 – Non-Category Trips

Description: Trips that are not covered by the categories mentioned above.

Costs: Associated costs will be determined by the building administration and paid for by parent or student organizations.

Examples: Grains for Hope, Elementary band for KMEA, etc

Channels of Approval: Building Principal>Superintendent>BOE

Conditions of Approval: The trip request must be made a minimum of **four weeks** in advance. The administration retains the right to deny any activity due to financial constraints and/or loss of instructional time.

5.13.24

Category 9 – Summer Transportation for School-related Athletic Events

The USD 113 board does not authorize the use of school buses or other school vehicles in transporting district students to summer athletic activities such as, but not limited to, camps, 7-on-7, and summer league games. Unauthorized use of district buses or other school vehicles for this purpose may result in appropriate discipline of district staff, up to and including suspension and/or termination from employment.

Any staff requests for such use shall be submitted to the superintendent 30 days in advance of the departure date and shall include information concerning the time, date, and duration of trip; the purpose of the transportation; the projected number of students requiring transportation for such event; the type of bus(es) or vehicle(s) requested; which district staff member(s) will be accompanying the student(s) on such trips; and whether or not additional school transportation providers would be required to provide such transport.

The superintendent may grant or deny such requests after taking into consideration the following factors: 1) the expense of providing requested transport; 2) the availability of funds for such purpose; 3) the availability of adequate school staff to chaperone and/or provide transportation; 4) the availability of and/or the coverage of liability insurance for this purpose; 5) priority of assignment and availability of necessary vehicles; 6) Title IX and other fairness considerations in granting use or repeated use to a particular group of student athletes; and 7) other good cause as determined by the superintendent.

- Preference will be given to:
 - 1 day trip w/in 60 miles per activity per summer with superintendent approval

- Transportation to another USD 113 district school (summer league or tournament).
- The following will not be approved:
 - Any request that is not sponsored by and attended by a school employee.
 - Any request that includes transporting non-USD 113 students, or students not in good standing.
 - USD 113 students are defined as those enrolled full-time during the quarter preceding the event/activity.

If situations arise that are not addressed by this summer section of the policy, the superintendent will reference the overall policy regarding student transportation.

Cost/ mile or day	
\$	0.30 Van, \$/mile
\$	0.40 Suburban, \$/mile
\$	0.50 Bus, \$/mile
\$140*	Substitute, \$/day
\$22.00*	Driver, \$/hr

* Subject to rate of pay increase by the district

5.13.24 Rate for non-school groups: \$3.00
permile (District Paid Driver)
@ \$2.50 per mile (District Volunteer Driver)

**STAFF CRISIS INTERVENTION
HANDBOOK
U.S.D. 113**

PRAIRIE HILLS

BOE Approved 5.13.24

TABLE OF CONTENTS

Emergency Phone Numbers.....	3
Procedure Statement	4
Crisis Team Responsibilities.....	8
District Team Coordinator (Superintendent)	9
Building Level Coordinator (Principal).....	10
School Safety/Crisis Management Team.....	11
Gun/Weapon In School	12
Verbal Or Written Threats Of Suicide.....	13
Suicide Attempt In Progress	14
Unauthorized Removal Of A Student.....	15
Missing Or Runaway Student.....	16
Pre-Plan For Student Walkout.....	17
Student Walkout	17
Demonstrations And Disorders	18
Building Section.....	19
Building Evacuation	19
Assembly Point/Alternative Site Evacuation.....	20
Gas Or Chemical Leaks	21
Appendix.....	22
Appendix A: Information Needed When Calling 911	22
Appendix B: Medical Information Needed When Calling 911	23
Appendix C: Tips for Teachers in Dealing With Crisis.....	24
Appendix D: Crisis Intervention Strategies.....	25
Appendix E: Student Violence – Warning Signs.....	26
Appendix F: Student Response to Trauma and First Aid.....	27
Appendix G: Developmental Responses to Death, Loss, and Grief.....	29
Appendix H: Bus Accident.....	31
Appendix I: Suspected Child Abuse.....	32
Appendix J: Sample Prepared Statements.....	33
Appendix K: USD 113 Suicide Procedures.....	42

EMERGENCY TELEPHONE NUMBERS

General Emergency		911
Ambulance		911
All Fire & Police Department		911
Nemaha County Sheriff's Department		1-785-336-2311
Marshall County Sheriff's Department		1-785-562-3141
Kansas Highway Patrol		1-785-296-3102
Kansas School Safety Hotline		1-877-626-8203
KANZA Hotline		1-785-742-7113
Pawnee Mental Health Hotline		1-800-609-2002
KU Poison Control Center (Kansas City)		1-800-332-6633
Sabetha Community Hospital		1-785-284-2121
Nemaha Valley Community Hospital		1-785-336-6181
Sabetha Police Department		1-785-284-2158
Kansas Department for Children and Families (DCF)		1-888-369-4777
	https://fw7.harmonyis.net/KansasLiveWebIntake/	
Superintendent:		
Todd Evans	(Work)	1-785-284-2175
	(Cell)	1-785-285-1293
Transportation Supervisor:		
Brian Jones	(Work)	1-785-284-2175
	(Bus Barn)	1-785-284-1902

USD #113

SABETHA BOE OFFICE	SABETHA HIGH SCHOOL
785-284-2175	785-284-2155
SABETHA MIDDLE SCHOOL	SABETHA ELEMENTARY
785-284-2151	785-284-3448
AXTELL PUBLIC SCHOOL	
785-736-2237	
GREENBUSH REGIONAL CRISIS	620-724-6281

STATEMENT

This procedure manual outlines some of the specific steps that will be taken should a crisis occur in USD 113. These procedures have been compiled so we can respond in a timely manner in the event a crisis situation would occur. We believe that prompt intervention will help lessen the severity of the impact on our students, their parents, our staff and the community. The procedures as laid out here call for ongoing preparations so we can make informed interventions and then evaluate the process to make changes as necessary. The procedures listed here are only guidelines. Each crisis is different and will be dealt with accordingly.

All staff will wear badges (identification). Visitors will check in through the office to obtain a guest badge. Visitors not wearing badges will be questioned and escorted to the office.

UNIVERSAL EMERGENCY PROCEDURES

Universal Emergency Procedures are a set of standard, clear directives that can be implemented across a variety of emergency situations. When the emergency begins, the Principal or his designee, will decide upon the Universal Emergency Procedures to implement. There are six Universal Procedures to respond to various emergency situations:

1. Evacuation 2. Severe Weather 3. Bus Evacuation 4. Lock Down 5. Off-Site Evacuation & Reunification 6. Shelter in Place

1. Evacuation (Fire) – An orderly and preplanned exit from a building when conditions are safer outside than inside.

- *Take closest & safest planned route out of building– take classroom kits
- *Be familiar with 2nd route as needed
- *Teachers take rosters and note attendance
- *Office staff ensures evacuation destination is safe
- *Office staff take building crisis kit
- *Office staff account for itinerant staff & visitors
- *Assist those with special needs

DRILL TO BE HELD Quarterly – RECORD RESULTS

2. Tornado or Severe Weather Shelter – Placement of students and staff in a pre-determined interior part of the building where damaged due to weather will be less.

- *Students take duck and cover positions
- *Remain quiet for further instructions
- *Teachers take attendance – close all doors & windows
- *Teachers take classroom crisis kit
- *Pre-determine communication methods between office staff and shelter areas
- *Remain until all clear is given
- *Assist those with special needs

DRILL TO BE HELD 2 TIMES ANNUALLY – RECORD RESULTS

3. School Bus Evacuation – An orderly removal of bus occupants due to an emergency situation.

Signal – Verbal directions given by the bus driver, adult aid, sponsor or designated student helper

- *Assess the need to evacuate & recognize the hazard
- *Safe exit of students (passengers) is first priority

- *Indicate type of evacuation (i.e. front door, rear floor emergency, side door or combinations, etc.)
- *Assist younger students or those with special needs
- *Use radio or other communication systems to obtain help and notify dispatch of situation and precise location
- *Direct passengers to a safe area 100' from bus
- *Take first aid kits & other safety items
- *Take attendance & stay together

DRILL TO BE HELD ONCE EACH SEMESTER – RECORD RESULTS

4. Crisis Drills

- *Follow Procedures outlined below

DRILLS TO BE HELD 3 TIMES ANNUALLY – RECORD RESULTS

Lock Out – is initiated to isolate staff/students inside the school from potential dangers outside the school. Typically used when events in the vicinity of the school may pose a threat. Staff members/students receive information of a potential threat in vicinity of school and call for a Lock Out. Communicate with staff and students via intercom, radio, and/or other means, **“Our school is in a Lock Out. Please secure your classroom doors.”**

There should be no movement of staff/students outside of the building, however, normal operations inside the building can continue. Restrict entry to those trying to enter building by stating, **“Your attention. We are currently in a Lockout, once it is lifted, we will be able to allow you enter.”**

Communicate Lock Out status to District Office and maintain contact as necessary. When deemed appropriate, announce over intercom, radio, and/or other means **“The Lockout is complete. Please resume normal school operations.”**

Allow time for student/staff reunification. Give time to relax, physical activity, and or verbal stress relief. Allow students to contact parents if desired. Answer all questions to the best of the ability at the time. Contact staff via email with an overview of the situation to minimize misinformation. Prepare a brief letter/email to send home to parents explaining the situation. Social Media/Textcast to the community if deemed appropriate. Have a press release ready in case of media contact.

Lock In – is used when there is a need to clear the hallways and confine students and staff to their rooms.

Typically this is a threat that is very close or on school property or an incident inside the school that does not warrant an evacuation. When a staff/student receives information of a possible incident that would warrant a Lock In, communicate with staff/students via intercom, radio, and/or other means, **“Your attention. We are now in a Lock In.”** Staff should instruct students in the hallways to enter the nearest room. All students and staff should remain in a classroom with the door(s) closed and locked. There should be **NO ONE** leaving the classroom or in the hallway. Disregard ALL bells or alarms unless staff deem immediate danger. When deemed appropriate, announce over intercom, radio, and/or other means

“The Lock In is complete. Please resume normal school operations.”

Allow time for student/staff reunification. Give time to relax, physical activity, and or verbal stress relief. Allow students to contact parents if desired. Answer all questions to the best of the ability at the time. Contact staff via email with an overview of the situation to minimize misinformation. Prepare a brief letter/email to send home to parents explaining the situation. Social Media/textcast to community if deemed appropriate. Have a press release ready in case of media contact.

Intruder Lockdown: Intruder Lockdown is utilized when there is a threat of violence inside the school building or a serious incident that could jeopardize the safety of students and/or staff that would warrant an evacuation. When staff/student receives information that would warrant an Intruder Lockdown;

Communicate with staff/students via **RAVE Panic Button App** (or other app that is in use), intercom, radio, and/or other means, “**Your**

attention. We are now in an intruder Lockdown.”

Keep in mind that staff should have the ability to initiate Run, Hide, Fight Protocol without an official announcement from the office if they deem necessary.

RUN:

- Have an escape route and plan in mind.
- Leave your belongings behind.
- Help others escape, if possible.
- Prevent others from entering an area where the active shooter may be.
- Keep your hands visible.
- Call 911 when you are safe.

HIDE:

- Lock door or block entry to your hiding place.
- Silence your cell phone and remain quiet.

FIGHT:

- Fight as a last resort and only when your life is in imminent danger
- Attempt to incapacitate the shooter.
- Act with as much physical aggression as possible.
- Improvise weapons or throw items at the active shooter.
- Commit to your actions . . . your life depends on it.

Note: The first officers on the scene will not stop to help the injured. Expect rescue teams to follow initial officers. These rescue teams will treat and remove the injured.

When law enforcement arrives:

- Remain Calm and follow instructions.
- Drop items in your hands.
- Raise hands and spread fingers.
- Keep hands visible at all times.
- Avoid quick movements toward officers.
- Avoid pointing, screaming, or yelling.
- Do not ask questions when evacuating.

Information to provide to 911 operator:

- Location of the active shooter(s)
- Physical description of shooter and clothing
- Number and type of weapons shooter has.
- Number of potential victims and locations.

Expect to Reunify: Once students or staff are evacuated from the building, they should make their way to a secondary point or reunification point. This is a predetermined building/area that can accommodate the extra amount of students and staff as well have easy access for entry and exit.

DRILL TO BE HELD in compliance with Kansas Law.

5. Off-Site Evacuation & Reunification – An orderly removal of students and staff to a pre-determined host location (or a safe area in building) due to conditions inside the school building.

Signal – Clear speech announcement using the intercom. If the intercom is unavailable a pre-determined

method will be used

- *Find and use pre-determined evacuation & reunification procedures
- *Staff will escort students to safe area
- *Method of transporting to safe area may be either by walking or by bus transportation
- *Teachers take attendance and account for all of their students before leaving school
- *Teachers take their classroom crisis kits
- *Office staff take the building crisis kit and account for itinerant staff and visitors
- *Upon arrival at host site, teachers retake attendance
- *Upon arrival at host site, additional instructions will be given for reunification
- *Assist those with special needs
- *Law Enforcement contacted to help with reunification and crowd control

PROCEDURES TO BE REVIEWED ANNUALLY

6. Shelter in Place (SIP) – Placement of students and staff in a pre-determined area of the building's interior due to an external gas or chemical release.

Signal – Clear speech announcement via the intercom

- *Move students and staff to designated area(s)
- *Open and use items from SIP kit to seal off areas
- *Shut down HVAC – close, lock & seal doors & windows
- *Take Attendance
- *Do not allow anyone to leave area
- *Wait for further instructions
- *Assist those with special needs
- *Teachers take classroom kits to SIP area

PROCEDURES TO BE REVIEWED ANNUALLY

RESPONSIBILITIES

SUPERINTENDENT/DIRECTOR OF STUDENT LEARNING:

- * Disseminates information.
- * Communicates with Board of Education members.
- * Decides to close school (s).
- * Communicates with principals to assemble the Crisis Team.
- * Communicates with authorities as required or needed.
- * Communicates with school secretaries with instructions for duties.
- * Prepares media release and handles media or press releases.
- * Evacuate to crisis site (as deemed necessary).
- * Notify transportation director, if transportation is needed.
- * Secondary decision-maker with Principals regarding Lock-Down

PRINCIPALS:

- * Call 911 to request emergency services/Activate **RAVE Panic Button** App.—
- * Notify the district office.
- * Assume superintendent's role in the absence of superintendent.
- * Convene crisis team
- * Manage building and stay at center of crisis.
- * Organize movement of students as required.
- * Initiate staff calling tree if needed.
- * Collect information and verify facts with those directly involved.
- * Provide emergency communications on site.
- * Discuss whether a signal or code should be used to notify staff of an emergency.
- * Primary decision-maker regarding lock-down.

CRISIS TEAM:

- * Facilitates control and information to fellow teachers.
- * Supervises and support students and teachers as needed.
- * Arranges follow up counseling.
- * Consults with Administration regarding future actions related to crisis.

GUIDANCE COUNSELORS:

- * Addresses needs of the students.
- * Compiles lists of the uninjured, injured, missing, and fatalities.
- * Arranges follow up counseling.

TEACHERS:

- * Stay with students at all times, unless otherwise directed.
- * If you don't have class, assist where needed.
- * Remain calm.
- * In all cases have your grade book to account for students.
- * Document release of students to designated adults only.

TRANSPORTATION DIRECTOR:

- * Work with building principals to make arrangements for:
 - 1) Pick - up and delivery of students at each school's safety zone.
 - 2) Delivery of students to designated evacuation site.

SECRETARIES:

- * Answer phone calls, call parents, assist counselor(s) in compiling lists.
- * Refer media statements (if necessary) to the District Office.
- * Hold a phone line open.
- * Implement procedure for checking out students to parents/guardian.

CUSTODIANS:

- * Ensure all exterior doors are secure during a **Lock Out**. If threat is internal - Do NOT lock down.
- * Shut down gas, electricity and/or water, if DEEMED NECESSARY.

District Team Coordinator Superintendent/Director of Student Learning

Preparation:

- * Implement an education and awareness program to provide the BOE and community members with background information on crisis procedures and policies within the district.
- * Check w/ team members about their role - any changes needed, and their degree of comfort in being involved in the process.
- * Fill vacancies on team and seek out training for new members.
- * Call meetings as necessary.

Intervention:

- * Talk with administration about need for outside resources.
- * Call team members to notify them of incident and when and where meeting will be held.
- * Meet with team to prepare statement and set timeline and place for next meeting.
- * Meet regional team members (if called in) and see that they have information.
- * Help with student notification.
- * Check on staff; be prepared to allow faculty a few minutes to deal personally with situation.
- * Check on students; be prepared to visit with students.
- * Check on team members.
- * Remain available.

Evaluation:

- * Hold debriefing with staff that day, invite regional team members.
- * Hold team debriefing within 2 days.
- * Meet with parents of students involved in incident to offer assistance w/in 2 days.
- * Contact parents of impacted students, general notification.
- * Review with yearbook sponsor/students any stories planned yearbook.
- * Meet w/staff that have been identified as being affected by event or handling of event.
- * Notify staff of anniversary dates, birthdays, etc.
- * Hold a parent education meeting to provide information on how to help students with grief process.

Building Level Coordinator (Principal)

Preparation

- * Promote need for team with staff, BOE and community at large.
- * Acquire training for personnel.
- * Provide parent programs to discuss plans.
- * Suggest team members.
- * Attend meetings.

Intervention

- * Call outside resources if determined to be necessary.
- * Meet with team to prepare statement.
- * Help notify staff.
- * Introduce self to any outside resources.
- * Provide support to most affected staff.
- * Help with reassigning staff or hire substitutes.
- * Check on staff - offer breaks.
- * Determine when to send student(s) home during a crisis.

Evaluation

- * Attend building debriefing first day
- * Attend team debriefing w/in 2 days

Communications

Preparation

- * Prepare log of persons authorized to pick up students, give to team members
- * Attend regular quarterly meetings

Intervention

- * Meet with team to prepare statement
- * Maintain calm attitude — be aware of voice, tone and pace of speech
- * Only provide generally known information
- * Refer media to administration
- * Assure callers that all necessary precautions are being taken
- * Refer parents wishing to withdraw student to parent liaison, counselor or administration
- * Call families of students not at school to inform them of incident

Evaluation

- * Attend building debriefing first day
- * Attend team debriefing within 2 days

SCHOOL SAFETY/CRISIS MANAGEMENT TEAM

The School Crisis Team will consist of:

Superintendent	
Director of Student Learning/Asst. Supt.	Counselors
Building Principal	Teacher from building

Any others deemed necessary by administration.

The District Crisis Team will be determined by Superintendent and Building Principals:

Specific Crisis Duties:

- | | |
|-----------------------------|--------------------------|
| 1. Media Liaison: | Superintendent |
| 2. Law Enforcement Liaison: | Supt./Building Principal |
| 3. Parent Liaison: | Building Counselor |
| 4. Student Liaison: | Building Counselor |
| 5. Medical Liaison: | School Nurse |
| 6. Counseling Liaison: | Building Counselor |
| 7. Clergy Liaison | Principal/Counselor |

Crisis Situations

GUN/WEAPON IN SCHOOL

A. Gun SUSPECTED in classroom:

1. **DO NOT** leave the room.
2. Call and ask a neighboring teacher to come to your door.
3. **CONFIDENTIALLY** tell the colleague that you suspect a student has a gun/weapon in class.
4. Give the name/seat location of the student who is suspected.
5. Tell the colleague to inform the office immediately.
6. Continue class and the lesson. Administration will arrive promptly.
7. Law Enforcement contacted.

B. Gun Pulled and Displayed:

1. If a student/intruder pulls a gun in class, **DO NOT** try to disarm the individual.
2. Remain calm. Tell the rest of your class to remain seated and to stay calm. If possible, remove as many students as possible from your classroom.
3. **STAY AWAY** from the student with the gun. Talk to the student in a controlled manner.
4. Ask the student to put the gun down, and move away from it.
5. Do what you can to get the attention of another colleague and the office, so help can be summoned.
6. Be ready to go to **Run, Hide, Fight** protocol if deemed appropriate.

C. Gun in a Locker/Gun on Student in Hallway:

1. If you see a gun on a student in the hall, follow the student. (**DO NOT LET THE STUDENT OUT OF YOUR SIGHT.**)
2. If a gun is in a locker, **DO NOT LEAVE THAT LOCKER.**
3. Contact administrator, or ask colleague to make contact for you.
4. Wait for assistance. **DO NOT LEAVE THE STUDENT OR LOCKER.**
5. Tell students in the area to go to their classrooms.
6. Law Enforcement

D. Student or Staff Member Shot on Campus:

Principal:

1. Call 911 immediately. Give exact location of incident.—Everyone should call 911.
2. If shooting occurs while school is still in session, use the PA to notify staff to hold all students in their respective areas or classrooms.
3. Isolate the area where the shooting occurred.
4. Call superintendents office.
5. Activate Crisis Team.
6. Direct media to the superintendent.
7. Contact parents of all students involved in the incident.

Always Reunify staff to debrief.

VERBAL OR WRITTEN THREATS OF SUICIDE

TEACHER:

1. Notify school building principal immediately.
2. Take threat seriously.
3. Tell student you are concerned.
4. Do not leave student alone.
5. Continue to express interest in student after crisis is over.
6. Contact DCF as mandated reporter.

PSYCHOLOGIST, COUNSELOR, OR NURSE:

1. Isolate student from peers if possible.
2. Talk with students and assess the seriousness of the threat.
3. Ask directly if person has entertained thoughts of suicide.
4. Do not leave student alone.
5. Notify principal and parents.
6. Continue to counsel and observe the student.
7. Provide parents with other community resources for counseling.
8. Work with parents, students, teacher and administrators to monitor student.
9. Contact DCF as mandated reporter.

PRINCIPAL'S OFFICE:

1. Notify parents to come to school to meet with school counselor/psychologist, or nurse.
2. Send letter to parents documenting the incident AND action taken.
3. Notify superintendent of the incident.
4. Contact Law Enforcement in case student needs to be taken into Police Protective Custody for screenings.

SUICIDE ATTEMPT IN PROGRESS

TEACHER:

1. Send for principal, school psychologist, social worker and nurse, Call 911.
2. Try to calm the student and others in a calm voice.
3. Evacuate quietly if safe.
4. Return students to classroom when advised.
5. Complete incident report ASAP.
6. Identify students in need of more intense counseling.
7. Contact DCF as mandated reporter.

PRINCIPAL'S OFFICE:

1. Call 911 for police and ambulance.
2. Obtain student's emergency health information and take to scene.
3. Notify parents.
4. Appoint staff member to handle arriving parents.
5. Escort police to scene and stay out of view of student.

If suicide is prevented:

1. Convene crisis team.

If suicide is not prevented:

1. Secure Scene.
2. Prepare information for law enforcement
3. Authorize increased counseling services to students.
4. Provide written and personal condolences to family.
5. Facilitate any investigations by district/civil authorities.

SCHOOL PSYCHOLOGIST, COUNSELOR, OR NURSE

1. Notify principal if it has not already been done.
2. Personally go to scene and take control – under the principal's direction.
3. If weapon is visible, do not approach student.
4. Speak calmly with student, try to diffuse situation using counseling expertise.
5. Maintain contact with the student.
6. Contact DCF as mandated reporter.

If suicide is prevented:

1. Give student and parents phone numbers of National Youth Crisis Hotline. 1-800-448-4663
2. Document anything that you observe.
3. Work with parents, student, administrators, and teachers to monitor student.

If suicide is not prevented:

1. Coordinate and document increased counseling services to students.
2. File incident report ASAP.

In all cases, Reunify as a staff to debrief.

UNAUTHORIZED REMOVAL OF A STUDENT (ABDUCTION)

SECRETARY:

1. In event of unauthorized removal – **NOTIFY PRINCIPAL IMMEDIATELY.**
2. Have list of students on desk who are not to be released to anyone except a specific person or other special instructions.
3. Red flag enrollment cards and emergency cards of such students.
 - a. Keep all relevant court records on file.
4. Check with custodial parent or guardian for approval before releasing child to anyone else.
5. Record time and date of telephone approval.
6. Keep copy of that document on file.
7. Keep any student who seems reluctant to go with person picking them up.
8. Ask for person's driver's license and record name and number.
9. Notify custodial parent or guardian of student's reluctance, abide by parent's wishes.

TEACHER:

1. Immediately report to Principal's office.

PRINCIPAL'S OFFICE:

1. Use good judgment; secretary calls police and/or guardian.
2. Get license plate number if there is a vehicle involved.
3. Call 911.
4. Call parent/guardian listed on student's emergency card.
5. Notify Superintendent or designee's office.
6. **Do not** release any information to media
 - a. Refer inquiries to the Superintendent's office.
7. When police arrive, work closely with them.

STEPS TO ACTION:

1. If law enforcement has been called, try to use your best **verbal** intervention skills to keep the possible abductor at school.
2. Don't physically attempt to keep the child at school.
3. If a victim is wounded, someone from the school should accompany him/her to the hospital.
4. Convene a faculty meeting to debrief the crisis as soon as it is appropriate.

MISSING OR RUNAWAY STUDENT DURING SCHOOL HOURS

PRINCIPAL'S OFFICE:

1. Obtain registration form and photo from files and/or yearbook.
2. Search campus
 - a. "All Call" on the PA system.
3. If student is a bus rider, call transportation director.
4. Check with children at student's bus stop (if applicable).
5. Call parent or those listed on the emergency release form.
6. If parents are unresponsive or unavailable – call police.
7. Notify law enforcement to be on "stand by" in case student is not located within a reasonable period of time.
8. Notify Superintendent or designee's office.
9. **Do not** release any information to the media.
10. When law enforcement arrives at school – work closely with them.
11. If student is located – notify parent/guardian immediately.
12. Contact DCF if situation warrants.

PRE-PLAN FOR STUDENT WALKOUT

TEACHER:

1. Notify Principal's office ASAP.

PRINCIPAL'S OFFICE:

1. Identify issues and/or concerns that have led up to potential walkout.
2. Obtain date, time, and names of students involved.
3. Determine course of action to avert walkout (if possible).
4. Notify Superintendent's office.
5. Call police as appropriate for traffic control.
6. Meet with faculty to inform them of potential walkout.
7. Meet with student leaders to explain situation. Clear up rumors and avert walkout, if possible.

STUDENT WALKOUT

TEACHER:

1. Report to Principal's office ASAP.

PRINCIPAL'S OFFICE:

1. Instruct staff to allow students to leave.
2. Do not stop students from leaving.
3. Contact Law Enforcement for crowd control/traffic control.
4. If appropriate, ensure videotape is filming students, outsiders, or adults that are participating.
5. Announce on the intercom system for all students to return to class.
6. Give students opportunity to return to class.
7. Instruct personnel to conduct a "hall sweep" and clear halls of students after 5 minutes.
8. Ensure all students are either in class or outside.
9. Ring bell or use bullhorn to encourage students to return.
10. Monitor ongoing situation.
11. Communicate current status of walkout to Superintendent or designee.

FOLLOWING A STUDENT WALKOUT

1. Instruct teachers to take attendance each period to determine students who participated in walkout.
2. Be responsible for developing a list of all students who walked out.
3. Contact parent/guardian of walkout students to arrange for return of each student the next day.
4. Inform parent/guardian of disciplinary action.
5. Develop a system for admitting students back to school.

DEMONSTRATIONS AND DISORDERS

Principal or Designee:--Lock Out?

1. Notify superintendent of the situation.
2. Call 911 (if deemed necessary).
3. Lock the doors of the building (if necessary).
4. Do not allow unauthorized visitors to enter the building.
5. Make use of school intercom to establish an emergency communication link.
6. Take the necessary steps to assure safety of students and staff

Principal or Designee Assisted by Police:

1. Advise non-students in the group their assembly is disruptive to the educational process and as such they are trespassing and may be subject to criminal arrest.
Note: This step should only be taken with the approval of the Superintendent. Law enforcement should also be consulted to make sure they have the resources to support the action.
2. Keep a log of the names of individuals involved, the date, and times of notification. This information may be needed for court action.
3. Dismiss the students in the building calmly when it's safe to board busses and leave the school grounds.

If Students Are Involved:

1. Notify students via bull horn, public address system or other means, that they should return to class.

Building Section

BUILDING EVACUATION

TEACHER:

1. Evacuate if you hear alarm ring or call on PA system.
2. Be aware of pre-designated primary and alternate evacuation routes.
3. Take roster sheet and grade book with you.
4. Close classroom door and turn out lights as students leave.
5. Leave building in an orderly manner without rushing.
6. If situation warrants, vehicles will be used to transport students to another site.
7. For evacuation without vehicles, walk from building in stated course.
8. Evacuate students to at least 300 feet from building and out of the way of emergency vehicles.
9. Reassemble students and check roll to account for all students.
10. Report any missing students immediately. Via radio, telephone or to whom?
11. On roster, note students released to parents.
12. Return to classroom when instructed to do so.

SCHOOL NURSE:

1. Administer first aid if necessary.

PRINCIPAL'S OFFICE:

1. Sound alarm to signal evacuation. Use PA announcement if alternate evacuation route or assembly area is to be used.
2. Call 911 for police and/or fire department. (If deemed necessary).
3. Advise whether ambulances are needed.
4. Advise nurse and staff to administer first aid if necessary.
5. Evacuate all staff and students to pre-designated evacuation areas.
6. Ensure that caretakers assist handicapped students.
7. After total roster is collected, pre-appointed staff members search building for any missing students.
 - a. Ensure that they also search for stragglers.
8. Ensure that custodian and cafeteria have turned off all power equipment.
9. Notify Superintendent or designee's office to ensure that necessary administrators are notified.
10. Advise whether primary or alternate evacuation area will be used.
11. Advise whether students need to be transported by bus to another site.
12. If students are to be evacuated to another site or dismissed, organize system for loading busses.
13. If students are to be dismissed, establish checkout area.
14. Students should be released **ONLY** to parents or those listed on emergency release form.
15. Signal "All Clear" and return to class when appropriate.
16. File an incident report.

ASSEMBLY POINT/ALTERNATIVE SITE EVACUATION

IN CASE OF EMERGENCY AT YOUR SCHOOL YOU
WOULD EVACUATE TO THE ASSIGNED LOCATION

[REDACTED]

[REDACTED]

[REDACTED]

[REDACTED]

GAS OR CHEMICAL LEAKS

TEACHER/STAFF:

1. Evacuate students to designated assembly point or evacuate building when informed to do so.
2. Use fire drill procedures for evacuation.
3. **DO NOT** operate electrical switches.
4. Route students around and away from areas of strong gas or chemical odors.
5. Take attendance at assembly point.
6. Ensure that medical care is given to anyone injured or overcome by gas.
7. Await further instructions or all clear signal.

PRINCIPAL'S OFFICE:

1. Notify staff to evacuate areas of building whenever a strong gas odor or chemical spill is reported.
2. **DO NOT USE** fire alarm signal as it may take students into areas of highest gas concentration.
3. Call 911 and report smell of gas or chemical leak.
4. Call Superintendent's office.
5. Oversee evacuation to designated assembly point.
6. Notify gas company, Fire Marshal, and law enforcement.
7. In conjunction with authorities, determine if evacuation of entire building is necessary.
8. Alert school nurse for needed emergency care.
9. Confer with school custodians for immediate emergency responses.
10. If necessary, arrange transportation of students to home.
11. Coordinate follow-up procedures and investigation with authorities.
12. File incident report.

APPENDIX A

INFORMATION NEEDED WHEN CALLING 911

- SCHOOL NAME AND ADDRESS
- PHONE NUMBER CALLING FROM
- NATURE OF THE PROBLEM
- ARE WEAPONS INVOLVED?
- LOCATION OF THE PROBLEM AT THE SCHOOL
- CONTACT PERSON
- DESCRIPTIONS
- RACE, GENDER, AGE, HEIGHT, WEIGHT, CLOTHING
- VEHICLE DESCRIPTION
- MAKE, MODEL, COLOR, TAG NUMBER, DIRECTION OF TRAVEL
- TIME OF OCCURRENCE

APPENDIX B

MEDICAL INFORMATION NEEDED WHEN CALLING 911

- HOW MANY PEOPLE ARE INVOLVED?
- AGE AND GENDER
- WHAT IS THE MAJOR PROBLEM?
- WHAT ARE THE EXTENT OF INJURIES?
- IS THE PERSON BLEEDING?
- ARE THEY CONSCIOUS? BREATHING? ALERT?
- IF KNOWN, DOES THE PERSON HAVE A HISTORY OF ASTHMA OR HEART TROUBLE?
- WHERE ARE THEY LOCATED IN THE BUILDING?
- WHAT IS THE MOST ACCESSIBLE ENTRY INTO THAT AREA?

TIPS: If a person has been sent to a doorway to meet emergency medical personnel with the purpose of escorting them to the victim, remember that a second responder crew may follow the first responders and also need directing.

In a criminal or violent situation, remember that emergency medical personnel may not be allowed into the building until given clearance by police.

APPENDIX C

TIPS FOR TEACHERS IN DEALING WITH CRISIS

There have been many varied crisis situations which have impacted the school. There will be occasions when administrators, counselors, and psychologists can not provide immediate assistance to all who need it during a crisis. Teachers can provide very valuable assistance. The goal of crisis intervention is to provide immediate assistance to restore normalcy and minimize debilitating lasting effects.

VERIFICATIONS

Your principal will verify the extent of the crisis and notify you as soon as possible. Please be very cautious about commenting to students until you are notified of the facts. Tell students that it is important to stay calm and that rumors can get out of hand and that you will give them the facts as soon as possible.

WHAT THE TEACHER CAN DO

1. After receiving verification from the principal, you should openly and honestly acknowledge what has happened. Students need to be told the facts in age appropriate terms. This will help de-escalate the situation. The building principal or designee will read a prepared statement to student/staff.
2. It is important that students understand that they may be flooded with waves of emotion and there is not one correct way to feel. Our emotions range through these stages and we can go back and forth through them.
3. We have tendency to expect all students to react to bad news with feelings of remorse. Give permission for a range of emotions and recognize the student who says today, "I don't care" or "It didn't bother me."

APPENDIX D

CRISIS INTERVENTION STRATEGIES

DO'S:

1. DO listen to the student; wait after you ask a question; give them adequate time to respond.
2. DO allow students the opportunity to express any and all thoughts regarding the incident without judging or evaluating their comments.
3. DO be aware of your tone of voice; keep it low, even and warm.
4. DO help students see that others have similar feelings (“We’re all stunned that something like this could happen”)
5. DO expect tears, anger, resentment, fear, inappropriate laughter (often due to tension and discomfort), and non-reaction.
6. DO expect some students to become phobic and have sudden concerns that may seem illogical to you but very real to the student.
7. DO encourage students to sit in a circle to make a more intimate grouping when having a discussion.
8. DO stress the confidential nature of the feeling and thought expressed during discussions.
9. DO use your own thoughts/ideas as a means to encourage discussion, NOT as a means for alleviating your own feelings.
10. DO expect that other feelings of loss may emerge.
11. DO give accurate information about the incident. If you don’t know an answer, say so. When possible, dispel any rumors that may exist by either giving facts or researching what the facts are and report back.

DO NOTS:

1. DO NOT give “should, ought, or must statements (“You should feel like...” “You must not dwell on what has happened”)
2. DO NOT use clichés (“Be strong,” “It could have been worse”).
3. DO NOT ask questions without being ready to listen.
4. DO NOT try to make them feel better; let them know it’s okay to feel what they are feeling.
5. DO NOT isolate anyone---each will need to feel a part of the group.
6. DO NOT expect students to ‘get over’ the grief recovery process within a certain amount of time.
7. DO NOT assume students are not grieving/reacting just because they don’t look or act it. Let them know you’re available any time (six weeks or three months from now), IF YOU REALLY ARE.
8. DO NOT let students interrupt each other; allow each person to finish his or her own statement.
9. DO NOT discount a person’s right to hurt.

APPENDIX E

STUDENT VIOLENCE - WARNING SIGNS

Students at risk for violent behavior:

- + History of being violent toward his/her peers.
- + Access to firearms.
- + Involved in drinking alcohol or taking other drugs.
- + Caregivers have a history of drug/alcohol involvement.
- + Peer group reinforces antisocial behaviors.
- + Learned attitudes accepting aggressive behaviors as “normal” and an effective way to solve problems.
- + High level of violence in the home, in the neighborhood and in the media.
- + School history that includes aggressive and disruptive classroom behavior.
- + Poor school achievement, poor school attendance and numerous school suspensions.
- + Difficulty with social skills and poor peer relations.
- + Difficulty controlling his/her impulses and emotions.
- + History of parental rejection, inconsistent discipline, and lack of supervision.
- + History of cruelty to animals.
- + History of preference for violent music/videogames

Warning signs of potentially violent individuals:

There is no exact method to predict when a person will become violent. One or more of these warning signs may be displayed before a person becomes violent but does not necessarily indicate that an individual will become violent. A display of these signs should trigger concern as they are usually exhibited by people experiencing problems:

- + Irrational beliefs and ideas.
- + Verbal, nonverbal or written threats or intimidation.
- + Fascination with weaponry and/or acts of violence.
- + Expressions of a plan to hurt himself or others.
- + Externalization of blame.
- + Unreciprocated romantic obsession.
- + Taking up much of teacher’s time and behavior or performance problems.
- + Fear reaction among fellow students or family.
- + Drastic change in belief systems.
- + Displays of unwarranted anger.
- + New or increased source of stress at home or school.
- + Inability to take criticism.
- + Feelings of being victimized..
- + Intoxication from alcohol or other substances.
- + Expressions of hopelessness or heightened anxiety.
- + Productivity and/or attendance problems.
- + Violence towards inanimate objects.
- + Steals or sabotages projects or equipment.
- + Lack of concern for the safety of others.

APPENDIX F

STUDENT RESPONSE TO TRAUMA AND FIRST AID THIRD THROUGH FIFTH GRADE

Response to Trauma:

1. Preoccupation with their own actions during the event; issues of responsibility and guilt.
2. Specific fears, triggered by traumatic reminders.
3. Retelling and replaying of the event (traumatic play).
4. Fear of being overwhelmed by their feelings (of crying, of being angry).
5. Impaired concentration and learning.
6. Sleep disturbances (bad dreams, fear of sleeping alone).
7. Concerns about their own and others safety.
8. Altered and inconsistent behavior, (e.g., unusually aggressive or reckless behavior, inhibitions).
9. Somatic (Physical-fatigue or pain) complaints.
10. Hesitation to disturb parent with own anxieties.
11. Concern for other victims and their families.
12. Feeling disturbed, confused, and frightened by their grief responses; fear of ghosts.

First Aid:

1. Help to express their secretive imaginings about the event.
2. Help to identify and articulate traumatic reminders and anxieties; encourage them not to generalize.
3. Permit them to talk and act it out; address distortions, and acknowledge normality of feelings and reactions.
4. Encourage expression of fear, anger, sadness, in your supportive presence.
5. Encourage to let teachers know when thoughts and feelings interfere with learning.
6. Support them in reporting dreams; provide information about why we have bad dreams.
7. Help to share worries; reassure with realistic information.
8. Help to cope with the challenge to their own impulse control (e.g., acknowledge, "It must be hard to feel so angry").
9. Help identify the physical sensations they felt during the event and link when possible.
10. Offer to meet with children parent(s) to help children know how they are feeling.
11. Encourage constructive activities on behalf of the injured or deceased.
12. Help to retain positive memories as they work through the more intrusive traumatic memories.

STUDENT RESPONSE TO TRAUMA AND FIRST AID

ADOLESCENTS (SIXTH GRADE AND UP)

Response to Trauma:

1. Detachment, shame, and guilt.
2. Self-consciousness about their fears, sense of vulnerability; fear of being labeled abnormal
3. Post-traumatic acting out behavior, (e.g., drug use, delinquent behavior, sexual acting out).
4. Life threatening reenactment, self-destructive or accident prone behavior.
5. Abrupt shifts in interpersonal relationships.
6. Desires and plans to take revenge.
7. Radical changes in life attitudes which influence identity formation.
8. Premature entrance into adulthood (e.g., leaving school or getting married) or reluctance to leave home.

First Aid:

1. Encourage discussion of the event, feelings about it, and realistic expectations of what could have been done.
2. Help them understand the adult nature of these feelings, encourage peer understanding and support.
3. Help to understand the acting out behavior as an effort to numb their responses to, or to voice their anger over, the event.
4. Address the impulse toward reckless behavior in the acute aftermath; link it to the challenge to impulse control associated with violence.
5. Discuss the expectable strain on relationships with family and peers.
6. Elicit their actual plans of revenge; address the realistic consequences of these actions; encourage constructive alternatives that lessen the traumatic sense of helplessness.
7. Document attitude changes to the event's impact.
8. Encourage postponing radical decisions in order to allow time to work through their responses to the event and to grieve.

APPENDIX G

DEVELOPMENTAL RESPONSES TO DEATH, LOSS AND GRIEF

Understanding of death depends on many factors, including age, personality, level of maturity, previous experience with death, relationship to the person who died, and family background. The more you know about the individual child, the more you will be able to respond appropriately to his/her needs.

PRE-K through KINDERGARTEN **Children at this level may...**

- see death as reversible, not *final*, and may expect the dead person to return.
- see death as accidental or incidental, not as something that happens to everyone.
- believe that his/her actions are responsible for death and may connect unrelated events. (Grandma died because I said I didn't like her.)
- think of death as living in another place.
- engage in wish fulfillment. (If I wish hard enough, Uncle Jo will come back.)

Children of this age may react by...

- showing anxiety about the possibility of their own death and the death of family members.
- asking when the dead person will return.
- responding intermittently to grief with a brief, strong reaction and then returning to normal activity, such as play, as a way of relieving stress.
- being confused or upset by the disruption in normal family routine and the grief of close family members and others.
- having normal fears heightened (fear of the dark, new places, going to sleep), and perhaps regressing to thumb-sucking or bed-wetting.
- crying easily or becoming angry about things that don't usually cause tears or anger.

GRADES 1-3 **Children at this level may...**

- begin to understand that death is final and irreversible, but may see death as happening only to some people, not to everyone.
- personify death as someone or something that sneaks up on people and takes them away.
- fear that death is contagious, something you catch like a cold.
- see themselves as responsible.
- be confused by words and euphemisms. Children of this age may react by...
- being fearful of going to sleep or being separated from family members.
- showing physical symptoms such as fatigue or loss of appetite.
- trying to hide grief so as not to upset the family.
- asking for detailed explanations of why and how.
- engaging in symbolic play, such as playing death, burial, or funeral.

GRADES 4-12

Children of this age may...

- understand that death is final and irreversible and begin to understand that it happens to everyone.
- have a heightened sense of their own fragility and vulnerability and a fear of bodily harm.
- think that death is punishment for bad behavior.
- feel guilty about their own thoughts.
- show curiosity about the physical and biological details of death.
- show concern about relationships and lifestyle changes. (Who will take care of Grandpa now that Grandma is dead? How will we have enough money without Dad? Will we have to move away?)

Children of this age may react by...

- having difficulty concentrating on schoolwork and activities.
- becoming withdrawn and isolated or angry and aggressive.
- trying to hide feelings — to protect family members or because they can't express feelings in ways they think others will understand.
- showing concern for “correct” behavior. (How should I act?)

APPENDIX H

BUS ACCIDENT

Bus Driver:

Call 911

1. Secure vehicle and display appropriate warning devices.
2. Survey all individuals involved in the accident for extent of injuries.
3. Call Supervisor, District Central Office.
4. Report the location of accident, bus number, and route number.
5. Report any injuries and whether an ambulance is needed.
6. Report whether a bus is needed to continue route.
7. Keep all students on bus unless safety conditions warrant removal.
8. Administer critical first aid.
9. Recruit adult assistance by flagging approaching vehicles.
10. **DO NOT** move vehicle until instructed to do so.
11. Account for all students and on proper form record extent of injuries.
12. Get names, addresses, and phone numbers of all witnesses.
13. Make no statements to media or bystanders; give information to investigating
14. officers and school officials only.
15. Upon returning to transportation department, assist in completing all necessary
16. accident reports.

Threat of Fire

Move children and others to safe location, at least 100' from side of road if possible.

Director of Transportation:

1. Go to scene of accident ASAP bringing guidelines, forms, camera, radio, and cell phone.
2. If medical personnel have not arrived, assist with first aid.
3. Get list of students involved in accident, injuries incurred, and report new information to administrators if possible.
4. Take pictures of accident scene, gather information, and compile seating chart (if applicable) at time of the accident.
5. Assist bus driver in any way possible.
6. Go to the hospital and stay until all parents/guardians have shown up.
7. Complete accident report and forward to principal and superintendent.

Principal's office:

1. Call Superintendent's office to ensure necessary administrators are notified.
2. Collect emergency health information from enrollment cards for all students on bus.
3. Appoint 2-3 staff members with visible ID's to go to accident site to bring any special health considerations to medical personnel at site.
4. If an ambulance has been called, a staff member should accompany ambulance to the hospital with emergency health information and act as liaison between hospital and school.
5. In the event of serious injury or fatality, the Principal/designee will go to the accident site and hospital.
6. Appoint staff to contact parents and inform them if their child is injured uninjured. Direct them to the medical facility that their child has been taken.
7. Refer incoming media calls to the Superintendent's office.
8. Assemble crisis team ASAP.

APPENDIX I

SUSPECTED CHILD ABUSE

Teacher:

1. Report any suspected abuse or neglect of students with all relevant physical or mental information to Principal, nurse, guidance counselor and/or social worker.
2. Remember that each person to whom the child discloses abuse or neglect has responsibility to respond and report to children's protective services (DCF) orally or via internet within 24 hours.
3. Document everything.
4. Do follow-up on suspected abuse or neglect.

Nurse:

1. Observe student and make assessment of suspected abuse or neglect.

If abuse or neglect is determined or suspected (by nurse):

1. Notify principal.
2. Notify counselor.
3. Notify children's protective services (DCF) with 24 hours. It is the law.
4. Inform teacher of assessment.
5. Allow student to return to normal schedule ASAP.
6. Make written report within 48 hours to DCF.
7. Remember that a person who reports, without malice, is immune from civil or criminal liability.
8. Name of person who reports is kept confidential.
9. File copy of report to principal's office to be kept confidential.

APPENDIX J

EXAMPLE OF PREPARED STATEMENT TO BE READ TO STAFF ONLY

SAMPLE #1

TO: Sabetha Elementary School Staff

FROM: Crisis Team

DATE: March 21, 1994

Last night _____ lost their life in an automobile accident. _____ was returning from a college visitation when he/she lost control of the car. He/she was taken by ambulance to the hospital where they were pronounced dead on arrival. Death was caused by severe internal injuries incurred when the victim was thrown from the car. Family members are being contacted. At this time services are being tentatively planned for Wednesday afternoon.

(The purpose of this statement is to give the entire school staff as much information as is available. It should be read by the principal to the staff. Written copies should not be distributed.)

SAMPLE OF PREPARED STATEMENT THAT TEACHERS WILL READ TO STUDENTS

SAMPLE #1

Our school has suffered a tragic loss. I am sorry to have to inform you that _____ was killed last night in an automobile accident. He/She lost control of their car while returning from a college visitation. He/She was pronounced dead on arrival at the hospital. _____'s death was attributed to severe internal injuries received when he/she was thrown from the car. When funeral arrangements are definite, we will make this information available to you.

For those of you who feel you need to talk further, the _____ room will be available and counseling staff will be present throughout the day. Please get a pass from your teacher before reporting to the room. At the end of the class period you will have the option to: A) return to class, B) remain with the group, or C) seek some individual counseling by contacting the counselor.

We are all affected by this loss. Staff and students are known for their caring ways. Today I encourage all of us to be aware of our own feelings and respectful of the feelings of others.

IN THE EVENT A CLASSROOM DISCUSSION TAKES PLACE FOLLOWING THE SUICIDE OR DEATH OF A STUDENT, PLEASE KEEP THE FOLLOWING IN MIND.

1. Encourage the expression of feelings.
2. Try not to allow the discussion to glamorize/romanticize the act
3. Remember it does not take strength (of will) to commit suicide-just the opposite.
4. Do not allow someone to become larger in death than they were in life.
5. Please reinforce that this person's death is a TRAGEDY.
6. Let students know that it is natural to experience a sense of guilt or share responsibility.
7. No one person is responsible.
8. Suicide does not solve problems- it creates them.
9. Promote peer contacts among the victim's friends.

SAMPLE OF PREPARED STATEMENT THAT TEACHERS WILL READ TO STUDENTS

SAMPLE #2

Yesterday afternoon at approximately _____ a tragedy occurred involving _____ . We all know that no one single event or situation causes a person to commit suicide and we do not know all of the reasons for _____'s actions. What we do know is that speculation and guessing will only add to this tragedy.

Reach out to one another today, be friends, listen, care, and try to understand that each one of us is important. As difficult as things may get, our lives have importance and value. If we can do this, the sadness which surrounds this event will have meaning.

In the coming days, take time to tell one another that we care. And in all cases- choose life.

SAMPLE LETTER SENT TO PARENTS

Date _____

Dear Parents,

_____ school and community has lost a good friend through the tragic death of _____.

He/she died of _____ on _____. We are sad he/she will no longer be with us at _____, but we are comforted by the knowledge that he/she was a good _____ (write a positive statement about the deceased.)

The funeral will be at _____. Students may attend the services with parental permission. Please indicate on the form below if you wish your child to attend. Return the form to school with your child.

Please talk to your child about this tragedy. Adolescents/children need to be reassured by our love. As you always have, join with us to encourage, support and foster our most valuable resource, our children.

Sincerely,

Principal

I give my permission for my child _____ to attend services for _____.

(parent signature)

(date)

APPENDIX K

USD #113 SUICIDE PROCEDURES

PURPOSE

The purpose of this policy is to protect the health and well-being of all district students by having procedures in place to prevent, assess the risk of, intervene in, and respond to suicide. The district:

- (a) recognizes that physical, behavioral, and emotional health is an integral component of a student's educational outcomes,
- (b) further recognizes that suicide is a leading cause of death among young people,
- (c) has an ethical responsibility to take a proactive approach in preventing deaths by suicide, and
- (d) acknowledges the school's role in providing an environment which is sensitive to individual and societal factors that place youth at greater risk for suicide and one which helps to foster positive youth development (A Model School Policy on Suicide Prevention).

DEFINITIONS

1. **At risk** A student who is defined as high risk for suicide is one who has made a suicide attempt, has the intent to die by suicide, or has displayed a significant change in behavior suggesting the onset or deterioration of a mental health condition. The student may have thought about suicide including potential means of death and may have a plan.

In addition, the student may exhibit feelings of isolation, hopelessness, helplessness, and the inability to tolerate any more pain. This situation would necessitate a referral, as documented in the following procedures.

2. **Crisis team** A multidisciplinary team of administrative and school counseling staff whose primary focus is to address crisis preparedness, intervention/response and recovery. These professionals have been specifically trained in crisis preparedness through recovery and take the leadership

role in developing crisis plans, ensuring school staff can effectively execute various crisis protocols, and may provide resources for mental health services for effective crisis interventions and recovery supports.

3. **Mental health** A state of mental and emotional being that can impact choices and actions that affect wellness. Mental health problems include mental and substance use disorders.

4. **Postvention** Suicide postvention is a crisis intervention strategy designed to reduce the risk of suicide and suicide contagion, provide the support needed to help survivors cope with a suicide death, address the social stigma associated with suicide, and disseminate factual information after the suicide death of a member of the school community.

5. **Risk assessment** An evaluation of a student who may be at risk for suicide,

conducted by the appropriate school staff (e.g., school psychologist, school counselor, or school social worker). This assessment is designed to elicit information regarding the student's intent to die by suicide, previous history of suicide attempts, presence of a suicide plan and its level of lethality and availability, presence of support systems, and level of hopelessness and helplessness, mental status, and other relevant risk factors.

6. Risk factors for suicide Characteristics or

conditions that increase the chance that a person may try to take his or her life. Suicide risk tends to be highest when someone has several risk factors at the same time. Risk factors may encompass biological, psychological, and or social factors in the individual, family, and environment.

7. Self-harm Behavior that is self-directed and deliberately results in injury or the potential for injury to oneself. Can be categorized as either non-suicidal or suicidal. Although self-harm often lacks suicidal intent, youth who engage in self-harm are more likely to attempt suicide.

8. Suicide Death caused by self-directed injurious behavior with any intent to die as a result of the behavior.

Note: The coroner's or medical examiner's office must first confirm that the death was a suicide before any school official may state this as the cause of death.

9. Suicide attempt A self-injurious behavior for which there is evidence that the person had at least some intent to kill himself or herself. A suicide attempt may result in death, injuries, or no injuries. A mixture of

ambivalent feelings such as wish to die and desire to live is a common experience with most suicide attempts. Therefore, ambivalence is not a sign of a less serious or less dangerous suicide attempt.

10. Suicidal behavior Suicide attempts, intentional injury to self - associated with at least some level of intent, developing a plan or strategy for suicide, gathering the means for a suicide plan, or any other overt action or thought indicating intent to end one's life.

11. Suicide contagion The process by which suicidal behavior or a suicide influences an increase in the suicidal behaviors of others. Guilt, identification, and modeling are each thought to play a role in contagion. Although rare, suicide contagion can result in a cluster of suicides.

12. Suicidal ideation Thinking about, considering, or planning for self-injurious behavior which may result in death. A desire to be dead without a plan or intent to end one's life is still considered suicidal ideation and should be taken seriously.

SCOPE

This policy covers actions that take place in the school, on school property, at school-sponsored functions and activities, on school buses or vehicles and at bus stops, and at school sponsored out-of-school events where school staff are present. This policy applies to the entire school community, including educators, school and district staff, students, parents/guardians, and volunteers. This policy will also cover appropriate school responses to suicidal or high risk behaviors that take place outside of the school environment (A Model School Policy on Suicide Prevention).

RISK FACTORS

Risk Factors for Suicide are characteristics or conditions that increase the chance that a person may try to take her or his life. Suicide risk tends to be highest when someone has several risk factors at the same time.

The most frequently cited **risk factors/warning signs for suicide** are:

- Mental Illness:
 - Major depression (feeling down in a way that impacts your daily life) or bipolar disorder (severe mood swings)
 - Alcohol or substance abuse or dependence
 - Schizophrenia
 - Borderline or antisocial personality disorder
 - Conduct Disorder in youth
 - Anxiety Disorders
 - Impulsivity and aggression, especially in the context of the above mental disorders
- Withdrawing from family and friends
- Feeling of hopelessness, often with anxiety
- Talking about or making plans for suicide – even jokingly
- Writing, drawing, or picking out reading selections about suicide
- Problems with alcohol or drugs
- Unusual thoughts and behavior or confusion about reality
- Collecting information on methods
- Personality traits that create a pattern of intense, unstable relationships or trouble with the law
- Impulsivity and aggression, especially along with a mental disorder
- Previous suicide attempt or family history of a suicide attempt or mental disorder
- Serious medical condition and/or pain

It is important for school districts to be aware of **student populations that are at high risk** for suicidal behavior based on various factors:

- Youth living with mental and/or substance use disorders.
- Youth who engage in self-harm or have attempted suicide.
- Youth with a Family History of Suicide
- Youth in out-of-home settings.
- Youth experiencing homelessness.
- LGBTQ (lesbian, gay, bisexual, transgender, or questioning) youth.
- Youth bereaved by suicide.
- Youth living with medical conditions and disabilities.
- Youth with a specifically determined suicide method – when questioned they have a plan, available means and specific time for completion
- Youth giving away possessions

It is important to bear in mind that the large majority of people with mental disorders or other suicide risk factors do not engage in suicidal behavior. Many youth who consider suicide want to find a way to end their pain or to solve a problem. They do not necessarily want to die, but they have not found another solution (A Model School Policy on Suicide Prevention).

PROTECTIVE FACTORS

Protective Factors for Suicide are characteristics or conditions that may help to decrease a person's suicide risk. While these factors do not eliminate the possibility of suicide, especially in someone with risk factors, they may help to reduce that risk. Protective factors for suicide have not been studied as thoroughly as risk factors, so less is known about them.

Protective factors for suicide include:

- Receiving effective mental health care
- Positive connections to family, peers, community, and social institutions such as marriage and religion that foster resilience
- The skills and ability to solve problems

Note that protective factors do not entirely remove risk, especially when there is a personal or family history of depression or other mental disorders (A Model School Policy on Suicide Prevention).

ASSESSMENT AND REFERRAL

When a student is identified by a staff person as potentially suicidal, i.e., verbalizes about suicide, presents overt risk factors such as agitation or intoxication, the act of self-harm occurs, or a student self-refers, the student will be seen by a mental health professional within the same school day to assess risk and facilitate referral. If there is no mental health professional available, a school nurse, counselor or administrator will fill this role until a mental health professional can be brought in (A Model School Policy on Suicide Prevention).

IN-SCHOOL SUICIDE ATTEMPTS

In the event a staff member believes a student is a suicide risk or has attempted suicide:

School Staff:

1. STAY WITH THE STUDENT - School staff will continuously supervise the student to ensure their safety **unless** there is risk of harm to the staff member. Remove other students from the area.
 - If student has attempted suicide, first aid will be rendered until professional medical treatment and/or transportation can be received, following district emergency procedures.
2. LISTEN TO THE STUDENT
 - Assure the student of your concern
 - Assure the student you will find help to keep him or her safe
 - Stay calm and don't visibly react to the student's threats or comments
 - Do not let the student convince you the crisis is over
 - Do not take too much upon yourself. Your responsibility is limited to listening and providing support until the student can receive appropriate medical care or counseling
3. CALL FOR HELP - The principal, school social worker and/or school counselor will be made aware of the situation as soon as reasonably possible. **DO NOT LEAVE A MESSAGE** – if you don't reach someone, continue to call until you get ahold of someone (Emme).

Building Administrator, School Social Worker or School Counselor:

1. Call 911 immediately if the student needs medical attention, has a weapon, needs to be

restrained or a parent or guardian cannot be reached.

2. Determine a course of action with school social worker or other mental health professional.
3. Contact student's parent or guardian and make appropriate recommendations. The mental health professional or principal will contact the student's parent or guardian, as described in the Parental Notification and Involvement section, and will assist the family with urgent referral. When appropriate, this may include calling emergency services or bringing the student to the local Emergency Department, but in most cases will involve setting up an outpatient mental health or primary care appointment and communicating the reason for referral to the healthcare provider.
4. DO NOT allow the student to leave school without a parent or guardian.
5. Notify district administration.
6. Follow-up and monitor to ensure student safety.
7. Implement Recovery procedures.

*School staff must exercise caution when discussing an attempted suicide or death by suicide with students. When the incident becomes public knowledge, it is best to request permission from the family to discuss it with students in order to address emotional reactions within the school community (A Model School Policy on Suicide Prevention).

RE-ENTRY PROCEDURE

For students returning to school after a mental health crisis (e.g., suicide attempt or psychiatric hospitalization), a mental health professional, the principal, or designee will meet with the student's parent or guardian, and if appropriate, meet with the student to discuss re-entry and appropriate next steps to ensure the student's readiness for return to school.

1. A mental health professional or other designee will be identified to coordinate with the student, their parent or guardian, and any outside mental health care providers.
2. The parent or guardian will provide documentation from a mental health care provider that the student has undergone examination and that they are no longer a danger to themselves or others.
3. The designated staff person will periodically check in with student to help the student readjust to the school community and address any ongoing concerns (A Model School Policy on Suicide Prevention).

OUT-OF-SCHOOL SUICIDE ATTEMPTS

If a staff member becomes aware of a suicide attempt by a student that is in progress in an out-of-school location, the staff member will:

1. Call the police and/or emergency medical services, such as 911.
2. Inform the student's parent or guardian.
3. Inform the principal.

If the student contacts the staff member and expresses suicidal ideation, the staff member should maintain contact with the student (either in person, online, or on the phone). The staff member should then enlist the assistance of another person to contact the police while

maintaining verbal engagement with the student (A Model School Policy on Suicide Prevention).

PARENTAL NOTIFICATION AND INVOLVEMENT

In situations where a student is assessed at risk for suicide or has made a suicide attempt, the student's parent or guardian will be informed as soon as practicable by the principal, designee, or mental health professional. If the student has exhibited any kind of suicidal behavior, the parent or guardian should be counseled on "means restriction," limiting the child's access to mechanisms for carrying out a suicide attempt. Staff will also seek parental permission to communicate with outside mental health care providers regarding their child.

Through discussion with the student, the principal or mental health professional will assess whether there is further risk of harm due to parent or guardian notification. If the principal, designee, or mental health professional believes, in their professional capacity, that contacting the parent or guardian would endanger the health or well-being of the student, they may delay such contact as appropriate. If contact is delayed, the reasons for the delay should be documented (A Model School Policy on Suicide Prevention).

POSTVENTION

1. Development and Implementation of an Action Plan *The crisis team will develop an action plan to guide school response following a death by suicide. A meeting of the crisis team to implement the action plan should take place immediately following news of the suicide death. The action plan may include the following steps:*

- a) **Verify the death.** Staff will confirm the death and determine the cause of death through communication with a coroner's office, local hospital, the student's parent or guardian, or police department. Even when a case is perceived as being an obvious instance of suicide, it should not be labeled as such until after a cause of death ruling has been made. If the cause of death has been confirmed as suicide but the parent or guardian will not permit the cause of death to be disclosed, the school will not share the cause of death but will use the opportunity to discuss suicide prevention with students.
- b) **Assess the situation.** The crisis team will meet to prepare the postvention response, to consider how severely the death is likely to affect other students, and to determine which students are most likely to be affected. The crisis team will also consider how recently other traumatic events have occurred within the school community and the time of year of the suicide. If the death occurred during a school vacation, the need for or scale of postvention activities may be reduced.
- c) **Share information.** Before the death is officially classified as a suicide by the coroner's office, the death can and should be reported to staff, students, and parents/guardians with an acknowledgement that its cause is unknown. Inform the faculty that a sudden death has occurred, preferably in a staff meeting. Write a statement for staff members to share with students. The statement should include the basic facts of the death and known funeral arrangements (without providing details of the suicide method), recognition of the sorrow the news will cause, and information about the resources available to help students cope with their grief. Public address system announcements and school-wide assemblies should be avoided. The crisis team may prepare a letter (with the input and permission from the student's parent or guardian) to send home with students that includes facts about the death, information about what the school is doing to support students, the warning signs of suicidal behavior, and a list of resources available.
- d) **Avoid suicide contagion.** It should be explained in the staff meeting described

above that one purpose of trying to identify and give services to other high risk students is to prevent another death. The crisis team will work with teachers to identify students who are most likely to be significantly affected by the death. In the staff meeting, the crisis team will review suicide warning signs and procedures for reporting students who generate concern.

- e) **Initiate support services.** Students identified as being more likely to be affected by the death will be assessed by a mental health professional to determine the level of support needed. The crisis team will coordinate support services for students and staff in need of individual and small group counseling as needed. In concert with parents or guardians, crisis team members will refer to community mental healthcare providers to ensure a smooth transition from the crisis intervention phase to meeting underlying or ongoing mental health needs.
- f) **Develop memorial plans.** The school should not create on-campus physical memorials (e.g. photos, flowers), funeral services, or fly the flag at half-mast because it may sensationalize the death and encourage suicide contagion. School should not be canceled for the funeral. Any school-based memorials (e.g., small gatherings) will include a focus on how to prevent future suicides and prevention resources available (A Model School Policy on Suicide Prevention).

2. External Communication

The school principal or designee will be the sole media spokesperson. Staff will refer all inquiries from the media directly to the spokesperson. The spokesperson will:

- a) Keep the superintendent informed of school actions relating to the death.
- b) Prepare a statement for the media including the facts of the death, postvention plans, and available resources. The statement will not include confidential information, speculation about victim motivation, means of suicide, or personal family information.
- c) Answer all media inquiries. If a suicide is to be reported by news media, the spokesperson should encourage reporters not to make it a front-page story, not to use pictures of the suicide victim, not to use the word suicide in the caption of the story, not to describe the method of suicide, and not to use the phrase “suicide epidemic” – as this may elevate the risk of suicide contagion. They should also be encouraged not to link bullying to suicide and not to speculate about the reason for suicide. Media should be asked to offer the community information on suicide risk factors, warning signs, and resources available (A Model School Policy on Suicide Prevention).

Staff Professional Development

All staff will receive annual professional development on risk factors, warning signs, protective factors, response procedures, referrals, postvention, and resources regarding youth suicide prevention. The professional development will include additional information regarding groups of students at elevated risk for suicide, including those living with mental and/or substance use disorders, those who engage in selfharm or have attempted suicide, those in out-of-home settings, those experiencing homelessness, American Indian/Alaska Native students, LGBTQ (lesbian, gay, bisexual, transgender, and questioning) students, students bereaved by suicide, and those with medical conditions or certain types of disabilities (A Model School Policy on Suicide Prevention).

Works Cited

"A Model School Policy on Suicide Prevention." 2016. *American Foundation For Suicide Prevention*. 10 October 2016.
Emme, Dale and Dar. *Yellow Ribbon Suicide Prevention Program*. 2000.

Approved as part of Crisis Plan on 8.12.19

SAFE AND SECURE SCHOOL STANDARDS

SENATE BILL 109 SEC. 76

(Final Standards)

http://www.kslegislature.org/li/b2017_18/measures/documents/sb109_enrolled.pdf

Below you will find a section 76 of Senate Bill 109 that stipulates the standards as outlined in the law passed on May 31, 2018.

- (d) During the fiscal year ending June 30, 2019, in addition to the other purposes for which expenditures may be made by the above agency from monies appropriated from the state general fund or from any special revenue fund or funds for fiscal year 2019 for such agency as authorized by chapter 95 or 104 of the 2017 Session Laws of Kansas, this or other appropriation act of the 2018 regular session of the legislature, expenditures shall be made by the above agency from such moneys for the State Board of Education to develop and adopt statewide standards for making all public schools and attendance centers operated by school districts in this state safe and secure: *Provided*, That in developing such standards, the State Board of Education:
 - (1) Shall consult with the office of the adjutant general, the Kansas Bureau of Investigation, the Department of Health and Environment, the State Fire Marshal and any other state agencies as deemed necessary by the State Board of Education; and
 - (2) May consult with any local agencies and school boards as deemed necessary by the State Board of Education: *Provided further*, that the standards developed by the State Board of Education under this subsection shall include, but are not limited to:
 - (1) The infrastructure of school buildings and attendance centers operated by school districts in this state, including secured entrances, windows and other facets of the structural integrity of such buildings;
 - (2) security technology to be utilized in such buildings, including, but not limited to, intrusion detection systems and security cameras;
 - (3) communications systems, including, but not limited to, systems for interoperability between the school district and law enforcement agencies; and

SAFE AND SECURE SCHOOL SENATE BILL 109 SEC. 76 STANDARDS

- (4) any other systems or facilities the State Board of Education deems necessary for the safety and security of such buildings: *And provided further*, that the State Board of Education shall notify all school districts of the standards adopted under this subsection on or before January 1, 2019:
- Standard 1. School districts shall safeguard that the infrastructure of school buildings and/or attendance centers operated by the district; are safe and secure, which includes creating secured doors (interior and exterior), enhancing the safety of windows, and improving any facet of structural building integrity. School districts shall consult with local law enforcement officials as well as local emergency management agencies to review and evaluate the existing infrastructure of school buildings.
 - Standard 2. School districts shall create or enhance security technology systems to be used in the buildings, including but not limited to, security cameras, integrated exterior door locks, fire alarms, panic buttons or other intrusion detection systems. Appropriate staff shall receive annual training involving security technology systems.
 - Standard 3. School districts shall provide a communication system that allows information sharing between the school district, law enforcement and other first responders. A process should be determined for district employees to follow to contact law enforcement. This system should be tested with staff twice a year during school hours. A matrix shall be included illustrating the interoperable communications with all first responders in the district.
 - Standard 4. School districts shall create a procedure for notifying individuals not on school grounds during emergency situations (i.e. parents/community members).
 - Standard 5. School districts shall have in place an up-to-date school safety and security plan (crisis plan) that is approved by the local board of education. The plan shall include a procedure for outside individuals entering district facilities when they have business to discuss with school officials. The plan shall also include procedures for securing school buildings during an emergency, and evacuation plans, reunification plans, routes, and sites in case of emergency. The plan should discuss how to recover from an emergency situation, and any other policies or procedures the local board of education deems necessary.
 - Standard 6. School districts shall provide annual training for staff and students on how they should react in cases of emergency and specifically review the public portions of their school's crisis plan.

SAFE AND SECURE SCHOOL SENATE BILL 109 SEC. 76 STANDARDS

- Standard 7. Crisis drills shall be conducted to ensure procedures are working effectively. School districts shall establish procedures to ensure accountability for implementing crisis plans.
- Standard 8. School districts shall consult local law enforcement officials and other emergency management agencies to contribute, review and evaluate the current crisis plans and identify the different roles and responsibilities of those involved during an emergency event prior to local board of education approval. Once the plan is approved by the local board of education, the plan shall then be sent to the State Board of Education. School districts shall be responsible to make the crisis plan available to local law enforcement, emergency management, and other first responder agencies and internally on a need-to-know basis after approval by the local school board.
- Standard 9. If school districts choose to implement a firearm safety program, the program curriculum must meet the following criteria; kindergarten through fifth grade, the program must be Eddie Eagle, or other evidence-based youth firearm safety program. For grades sixth through eighth, Eddie Eagle, or other evidence-based youth firearm safety program, OR "Hunters Education in our Schools Program" offered by the Kansas Department of Wildlife, Parks, and Tourism, or any other evidence-based program. For students enrolled in grades nine through 12, "Hunters Education in our Schools Program" offered by the Kansas Department of Wildlife, Parks and Tourism or any other evidence-based program shall be taught.

Estimates?

Theodore Démonchaux <td@civiumarchitects.com>
To: Todd Evans <evanst@usd113.org>

Tue, Apr 30, 2024 at 3:35 PM

Todd,

Base Bid - rough estimate \$135,000 for the Science Area remodel with the following:

- VCT flooring
- Ceiling Tile replaced.
- New LED lights
- New ADA sinks, new lab & sink faucets.
- Emergency Shower/eyewash
- New gas lines, lab gas fittings, emergency gas shut offs.
- New opening to Biology Storage Room
- New exhaust fans.
- New GFI electrical outlets.
- New Biology Room chem-resistant plastic laminate counter tops.

Alternate #1 - Biology Room – South Wall- estimate \$14,000

Upper storage shelving / cabinets w/ glass doors

Alternate #2 Biology Room –East Wall lab Stations- estimate \$26,000

(4) New Movable Epoxy Lab Tables, base infill storage cabinets, new countertop edge

Science Furniture (by Owner/ no contractor cost) – budget \$18,000

- Biology - New student desk, new stools
- Chemistry – Hi/lo Table

Base cost	135,000
Add Alt #1	14,000
Add Alt #2	26,000
<u>Furniture</u>	<u>18,000</u>
Total	\$193,000

FYI- I talked with AHRS Construction and they are willing to review the drawings and develop more detail breakdown...that should give us a better budget number.

Theodore Demonchaux

Project Manager

CIVIUM Architecture & Planning

[1250 SW Oakley Ave Ste 200 Topeka KS 66604](#)

o: 785.234.6664

c: 785.231.4596

e: td@civiumarchitects.com

[Quoted text hidden]



1. Monthly invoices will be submitted. Invoice is due upon receipt, past due after 30 days. Interest will be added at a rate of 1.5% monthly.

G. Acceptance of Proposal:

1. The above prices, specifications, and conditions are satisfactory and are hereby accepted. You are authorized to do the work as specified. Payment will be made as outlined above.

Authorized Signature: _____


Date of Acceptance: _____

Very truly yours,

Jay Herrmann
Estimator



cc: File





NO
PARKING
FIRE
LANE





USD 113
Prairie Hills

USD #113
CLASSIFIED HANDBOOK
2024-25

Preparing Kids, Shaping the Future

Approved _____

Table of Contents

INTRODUCTION	4
USD 113 MISSION STATEMENT	5
EQUAL OPPORTUNITY EMPLOYER	5
Hiring Procedure	5
Health Certification	6
Employee Records	6
Personal Appearance Policy for Food Service Employees	7
Gratis Meals	7
Mileage	7
Letters of Employment (work days)	7
Attendance and Lateness	7
How to Report Absences	7
Unavoidable Lateness	8
Payroll Procedures	8
Payroll Checks	8
KPERS	8
Benefits Enrollment	8
Insurance Benefit	8
Cafeteria IRS 125 Plan	9
403(B) Employer Matching Contribution	9
Sick Leave	10
Sick Leave Bank	10
Paid Time Off (PTO)	10
EMPLOYEE LEAVES	11
Voting Time	10
Long-Term Leaves of Absence	11
Guidelines for Family & Medical Leave Act of 1993	11
Legal Leave	12
Voting Time	12
Inclement Weather	12

School Closings.....	12
Political Activities.....	12
Worker’s Compensation	12
Paid Holidays	13
Other District Benefits.....	13
Passes for School District Activities.....	13
District Procedures.....	13
Code of Conduct.....	13
Safety Regulations	14
Ordering Supplies	15
Handling a Problem or Filing a Complaint	15
Evaluations.....	15
Terminations	15
Resignations	15
Termination Pay	16
Employee’s Files	16
Extra Duty Assignments	16
Supplement Assignments.....	16
Sexual Harassment.....	16
Definition.....	16
Bus Driver Compensation.....	19
Classified Salary Schedules	21
Para-Professional Salary Schedule	21
Custodial Salary Schedule	22
Secretary Salary Schedule	23
Food Service Salary Schedule	24
Nurse Salary Schedule	25

INTRODUCTION

This employee handbook for classified personnel has been prepared to help answer any questions you may have concerning employment with Unified School District No. 113. You will want to keep this handbook in order that you may refer to it when you have questions or problems.

The policies and procedures herein are those currently in effect in Prairie Hills Unified School District No.113. They are subject to change through appropriate administrative or Board of Education action. The Board of Education retains its legal obligation to make decisions that establish policies for Prairie Hills Unified School District No.113. Official policies of Unified School District No. 113 take precedence over practices and procedures should any conflict arise.

The Board of Education, the administration and certified staff are proud to have you as part of the classified staff of Prairie Hills Unified School District No. 113. You have been selected for the position you hold because your qualifications indicate that you are the best person to fill the position.

Classified Personnel - all employees who are not required to hold a Kansas State Educational Certificate. Included in the group are custodial, food service, office, instructional support staff, nurses, and transportation personnel.

The classified employee is very important to the district and plays a major role in providing a safe, orderly, and healthy environment for students and staff. Never underestimate the importance of your position. Classified personnel are an important part of “Effective Schools”.

USD 113 MISSION STATEMENT

Preparing Kids, Shaping the Future

EQUAL OPPORTUNITY EMPLOYER

Unified School District No.113 hires and promotes employees on the basis of their qualifications, without regard to race, religion, color, sex, age, national origin, or a disability unrelated to the job in question.

Hiring Procedure

In order to be considered for employment at USD 113, each prospective employee must:

1. Receive and fill out and have on file an application. Applications may be obtained at the Board of Education office at 1619 S Old HWY 75, Sabetha, KS 66534
2. Once the candidate's qualifications are determined to be appropriate for the position, an appointment will be made for the candidate to be interviewed.
3. Candidate passes a background check.
4. After the interview process, a prospective employee's name is submitted to the Board of Education for final approval of employment.

Upon employment and before beginning to work for the school district, all persons must provide:

- I-9, Employment Eligibility Verification
- TB test
- Oath of Allegiance
- Race/Ethnicity form
- Employee withholding certificates (W-4 & K-4 forms)
- Kansas Public Employee Retirement System enrollment and beneficiary forms, when applicable
- Bloodborne Pathogens Certification
- Health physical
- Direct Deposit form
- Advance Life Insurance form
- Sick bank form, if participating

Necessary forms are to be given to district office personnel before an employee begins his/her first day at work. Paychecks will be held at the Board Office until all required paperwork is complete and submitted to the Board Office.

Health Certification

Certification of health shall be required of classified personnel upon their employment. The certification must include a statement that there is no evidence of physical condition that would conflict with the health, safety, or welfare of the pupils and that freedom from tuberculosis has been established by chest X-ray or negative tuberculin skin test. The employee may obtain the health examination and TB test from a doctor of his/her choice. The entire cost of the physical examination must be paid by the employee. A certification of health and Tb no older than 1 year is acceptable.

If at any time there is reasonable cause to believe that an employee is suffering from an illness detrimental to the health of students, the school board may require a new certification of health. Employee's certificate of health must be signed by a licensed physician, or a designated representative of the physician, on a form prescribed by the Kansas State Department of Health.

Employee Records

It is important that your employment records are kept up-to-date. Be sure to notify the Board of Education office if there are changes in any of the following:

1. Your name;
2. Your mailing address;
3. Your home telephone or cell phone number;
4. The phone number where you can be reached in case of emergency;
5. Correction to your social security number;
6. Marital status or dependent status which may change your W-4, K-4, health insurance coverage, or KPERs beneficiary
7. Direct Deposit banking change

Personal Appearance Policy for Food Service Employees

1. Employees must dress neatly and in clothing designed for the tasks at hand. Clothes should not have holes or be stained. Sleeveless tops may be worn, but the straps must be at least a credit card-width, so as to cover straps from undergarments. Jeans with no holes are acceptable. Clean, unwrinkled medical "scrub" tops and bottoms are acceptable. Capris may be worn, as well as knee-length shorts.
2. Hair and beard restraints must be worn *at all times* in the food production areas. *All* hair should be covered, including bangs, per Kansas Food Code 2012: 2-402.11.
3. Wear clean, sturdy, close toed shoes. Non-skid bottoms are not required, but highly recommended. Open mesh tennis shoes *may not* be worn.
4. Fingernails should be clean, trim and smooth, unpolished, and natural. No artificial nails, nail polish, gels, or wraps *of any kind* are allowed, per Kansas Food Code 2012: 2-302.11.
5. "Except for a plain ring *with a level surface*, such as a wedding band, while preparing food, food employees may not wear jewelry *including medical information jewelry* on their arms or hands." Kansas Food Code 2012:2-303.11. A simple medical information *necklace* is allowed.

6. One pair of simple post earrings and one simple necklace may be worn in the food production area. *No* facial piercings (tongue, nose, lip, brow, etc.), multiple ear piercings, “French hook” earrings, or multiple necklaces may be worn.
7. An apron, disposable or cloth, must be worn over clothing while in food production areas. If the apron becomes soiled, the apron must be changed prior to service time.

Visible tattoos are allowed, as long as they are deemed inoffensive by school officials and management. If a tattoo is freshly inked, it would fall under the “open wound” guidelines of the Food Code and would need to be completely covered at all times until fully healed.

Gratis Meals

Classified personnel, whose job description is vital to the preparation, service, etc. of reimbursable meals will receive gratis meals. Employees that would receive gratis meals include: Food Service Employees, individuals responsible for point of sale, and any personnel responsible for transporting meals. This includes breakfast and/or lunch if their on-duty time is during the service of these meals. The negotiated agreement should be consulted for gratis meals for licensed personnel.

Mileage

Classified personnel, whose job description requires in-district travel from one community to another community, will be given a mileage allowance for the number of miles traveled between locations. Mileage will be paid only when district transportation is not available. The rate paid per mile is determined annually by the Board of Education. Mileage reimbursement forms need to be received at the Board of Education office by the 25th of the month to be paid at the next regular Board of Education meeting.

Letters of Employment

Letters of Employment for 10-month employees are for school days, plus extra days for in-service or training as determined by the Principal or Supervisor. School head secretaries also work during Enrollment, Parent Teacher conferences, Teacher Inservice days, and (no more than) one day per week during the summer as needed to check mail and pay invoices.

Attendance and Lateness

U.S.D. 113 expects each employee to report to work on time and to continue to work until the end of the workday. An unsatisfactory attendance report, frequent lateness, and long lunch breaks may be cause for probation. Should these unsatisfactory conditions continue, your attendance record could be reason for dismissal.

How to Report Absences

If you know you will be absent in advance, please contact your supervisor or the supervisor’s designated representative. If this isn’t possible, please telephone your supervisor or the supervisor’s designated representative as early as possible on the first day of your absence. After

that, call your supervisor or the supervisor's designated representative daily until you are able to report for work again.

Unavoidable Lateness

If you must be late for work, or need extra time for lunch, please clear this matter with your supervisor. Lateness sometimes cannot be avoided. Please report directly to your supervisor to explain when you arrive late. If your supervisor is not available, report to the building principal.

Payroll Procedures

Each classified employee must keep an accurate record of their time electronically. These time sheets must be submitted to the immediate supervisor. The time cards will then be verified and signed by the supervisor and submitted to the payroll clerk.

Regular working hours vary from one department to another. The hours of your employment will be discussed with you by your immediate supervisor. Employees may not check in or out of their regularly scheduled working hours without prior approval from the immediate supervisor. Employees will be paid for hours worked each month on the payday following the end of the month.

Payroll Checks

Payroll will be distributed on or before the eighth day of each month. If a 10-month employee wishes to save a portion of each month's pay for summer pay, they can open a second checking or savings account and provide the District Payroll Office with a new ACH form with the amounts or percentage that they want deposited into each account.

Benefits Enrollment

Employees working 630 hours per year or more qualify for KPERS and other benefits.

Benefits open enrollment is in August each year for Benefit Year beginning October 1. All staff must go on-line to either enroll or waive coverage during the Open Enrollment period. Some benefit elections, such as health insurance or medical reimbursement can only be changed during Open Enrollment unless there is a qualifying event as determined by the IRS rules.

KPERS

An employee working 630 hours or more per year will automatically be a member of KPERS. The employee's contribution to KPERS is 6%, which is deducted from each paycheck. In addition to retirement, KPERS provides Life Insurance equal to 150% of your salary, and Disability Coverage. KPERS also offers optional life insurance if you desire additional coverage through KPERS.

Insurance Benefit

A health insurance benefit is granted to qualifying employees. A maximum of \$ per month is granted to employees working 630 or more hours per school year. This benefit may only be used

to purchase the district's health insurance. The employee's health insurance benefit goes into effect on the first of the month following the 1st day of employment.

When a classified employee resigns the health insurance benefit ends at the end of the month of their last day of work.

Cafeteria IRS 125 Plan

The cafeteria plan allows the employee to reduce his/her salary for the purpose of purchasing benefits without payment of tax on these items. An employee working 630 or more hours per school year is eligible. USD No. 113's cafeteria plan provides for the following:

1. Health Insurance
2. Disability Insurance
3. Cancer Insurance
4. Critical Illness
5. Life Insurance
6. *Child Care Reimbursement
7. *Medical Reimbursement
8. Dental
9. Vision
10. Accident Insurance
11. Short term disability
12. Medical Transportation Insurance

*The limit for the medical and child care reimbursement will be a maximum set by the Section 125 Plan.

403(B) Employee Matching Contribution

As part of employment with the School District, classified employees working over 630 hours are eligible to participate in the employer matching 403(b) retirement plan. The Board of Education will match a classified staff member's contribution up to \$25.00/month. The benefit will not exceed \$300 per school year. The BOE retains the right to adopt the 403(b) employer matching program on a year to year basis.

Vesting Schedule - Employee contributions are 100% vested. This means the value of your contributions and earnings are yours when you leave the District, regardless of years of service. Employer matching contributions are vested according to the following schedule:

Years of Service (completed)	Vesting percentage
0-5 years	0%
6-7 years	25%
8-9 years	50%
After 10 years	100%

Employees will be given years of service credit in the vesting schedule for years of service to USD 113 prior to the inception of this program in August of 2019.

Sick Leave

Classified employees will be credited with 10 days of paid sick leave equal to their regularly scheduled work day on the first day of the fiscal year. Unused leave will be accumulated to a maximum of 60 days. The maximum number of days available in any fiscal year is 70 days.

An employee may use one (1) day per year from their sick leave for any bereavement.

Sick leave is available for the personal illness of the employee or the critical illness (not to include care for a child that gave birth with a normal pregnancy) or death in his or her immediate family. The immediate family is defined as father, mother, sisters, brothers, husband, wife, sons, daughters, grandparents, grandchildren, mother and father-in-law, brother and sister-in-law, daughter and son-in-law or other relatives whose regular residence is the home of the employee.

Employees found to be abusing sick leave will be considered to have been absent excessively and, therefore, may be liable for probation and possible dismissal.

If at the termination of employment, the employee has accumulated a minimum of 15 days sick leave, he/she shall receive termination pay at the rate of \$15.00 per day for all accumulated leave. If the accumulated leave is 45 days or more, the rate shall be \$15.00 per day for 45 days. Those terminating their employment because of poor health will be considered under the sick leave policy. Resignation letters need to be turned in 10 days before their last day of employment for termination pay.

Sick Leave Bank

The purpose of the sick leave bank is to enable the participating employees of the district to extend their number of sick leave days when necessary by using additional leave days made possible by voluntary contribution to the sick leave bank. The bank will be available to all classified staff members who voluntarily contributed to the bank.

1. Administration of the Sick Leave Bank

The Clerk of the Board will administer the sick leave bank and the Payroll Clerk will process the application from the employee requesting sick leave extension. Applications will be obtained from and submitted to the building principal.

2. Allocation to the Sick Leave Bank

All participants will have to make available to the bank their days of leave prior to September 1 of the year first employed. Cost of participation will be two days of sick leave initially and one day or more of sick leave each time the bank account falls below two hundred and forty (240) hours.

3. Eligibility and Participation

All classified employees will be eligible to participate upon the depletion of their accumulated leave provided that he/she contributes initially two days of leave to the bank and continues to make available any other days or leave to the bank as are required to keep the sick leave bank operational.

- a) The sick days may be used for employee's illness and/or illness of the employee's immediate family.
- b) Sick leave bank days shall not be used to extend normal delivery and/or recovery from delivery (6 weeks).
- c) All Paid Time Off and sick leave days must be exhausted before the sick bank can be utilized.
- d) A three-member committee must approve the leave of an employee. The committee will consist of the superintendent, board clerk, and one classified staff member appointed by the superintendent.
- e) An employee may request days from the bank after 3 days of consecutive illness, but never more than he/she had accumulated on the first day of the present year.

Paid Time Off

Classified personnel with a 10-month letter of employment will receive three days of paid time off (PTO). Unused PTO will be paid out in the June paycheck.

Classified personnel with a letter of employment for a minimum of 35 hours per week, 52 weeks per year, are eligible for 16 days of paid time off (PTO). This is a combination of 10 days vacation, three floating holidays (President's Day, Good Friday, and 1 day for Spring Break) and 3 personal days. Following completion of ten (35 hours per week, 52 weeks per year) years of employment, the employee is eligible for 21 days of PTO.

For employees with less than 10 years of employment, PTO balances up to 5 days will be carried over into the next year and must be used by December 31 or they will be forfeited. Employees with more than 10 years of employment may carry over up to 7.5 days, which must be used by December 31 or they will be forfeited. Once balances are rolled over to the following year, up to 3 days of remaining PTO will be paid out to the employee, and the rest is forfeited.

Paid Holidays

Fifty-two (52)-week-per-year, minimum of 35 hours-per-week, classified personnel shall have the following paid holidays, (providing such holidays are designated as holidays on the school calendar when students are not in attendance). Cooks, Instructional Support Staff, and Building Secretaries shall have 4 paid holidays as shown in the table below. Additional time off must be approved by your immediate supervisor and the time will be taken from PTO (Paid time off).

Holiday	No. of Days for 12 month employees (BOE, Custodial, Transportation Supervisor)	No. of Days for Cooks, ISS staff, and Building Secretaries
Labor Day	1	1
Thanksgiving	3	1
Christmas	2	2
New Years	1	1
Memorial Day	1	
Independence Day	1	

Other paid holidays may be designated at the discretion of the Superintendent. The number of hours of holiday pay will be equal to their regularly scheduled hourly day.

Employee Leave

Long-Term Leaves of Absence -A long-term leave of absence consists of more than three consecutive working days when the employee cannot be at work for reasons other than illness. To apply for such a leave, fill out an application and submit it to your supervisor. Please make sure you are aware of the specific regulations concerning the type of leave you will be taking.

Guidelines for Family & Medical Leave Act of 1993 – USD 113 is a covered employer under the Family and Medical Leave Act of 1993 (FMLA). Therefore, all eligible employees are guaranteed up to 12 weeks of unpaid, job-protected leave for any of the following reasons:

- a) for the care of the employee’s child (birth, or placement for adoption or foster care);
- b) for the care of the employee’s spouse, son or daughter, or parent, who has a serious health condition; or
- c) for a serious health condition that makes the employee unable to perform his job.

In reference to item a) above, upon written request, an employee will be granted 6 weeks of paid parental leave if adequate sick leave has been accumulated. During the six-week period the sick leave policy will be used to determine the pay for the employee. An additional 6 weeks of unpaid parental leave may be taken upon written request. The total number of weeks of parental leave will not exceed 12 weeks. Parental leave begins the date of the birth of the child or the adoption of a child and ends a maximum of 12 weeks later depending upon the length of the leave requested. An “eligible employee” is an employee of a covered employer who:

- 1) Has been employed by the employer for at least 12 months, and
- 2) Has been employed for at least 1,250 hours of service during the 12-month period immediately preceding the commencement of the leave, and

- 3) Is employed at a worksite where 50 or more employees are employed by the employer within 75 miles of that worksite (*See 825.105(b)* regarding employees who work outside the U.S.)

The definition of a year for the FMLA for USD 113 is the fiscal year – from July 1 of a designated year through June 30 of the following year.

Whenever possible, thirty days advance notification must be given to the clerk of the board. It is the employee's responsibility to document in writing the beginning date and reason for the covered leave. Forms will be available at the various school sites.

Legal Leave – Leave with full pay shall be granted in the following cases: jury duty in city, county, state or federal courts, for witness in a case if subpoenaed, or for the giving of a deposition as long as the case does not involve the employee's own case as a plaintiff or defendant.

Voting Time--You may take time off with pay to vote in a federal, state or local election only if you would be unable to reach the polls otherwise. Please advise your supervisor in advance that it is necessary for you to take this time off. You are asked not to miss more than one hour of work in order to vote.

Inclement Weather – Each non-salaried employee will receive 2 days/year paid to use when school is canceled due to weather.

School Closings - A classified staff member may use PTO (Paid time off) for school closings due to weather, sporting events, or other circumstances causing school closings.

Political Activities – Employees may seek elections and may hold political offices which do not interfere with the performance of their responsibilities to the school system. However, before deciding to seek office which would interfere with the performance of the duties of the employee for the position which they are under the agreement of a letter of employment to perform, they must reach an agreement with the school board on matters of salary, time to be away from duty, and all other matters relating to interference with performance of regular duties. Each such matter will be considered by the board on an individual basis.

Workers Compensation – USD 113 is subject to the Kansas Workers Compensation Law which provides compensation for job-related injuries.

Other District Benefits

Passes for School District Activities – All employees of U.S.D. #113 along with their spouse and elementary age children shall be admitted free of charge to all home athletic activities at which an admission charge is made. (Admission must be paid, however, at tournaments).

District Procedures

Code of Conduct – U.S.D. #113 prides itself on a clean, orderly, safe, and healthy environment. To continue this tradition, your cooperation is needed. Please read and follow these rules of conduct. Appropriate disciplinary action will be taken for violating these rules of conduct.

Fighting; abuse or destruction of property; possession of drugs, alcohol, weapons on the premises; falsification of school district records; illegal, immoral, or indecent conduct or language; and removal of school district property from the premises without permission is not permitted. Permission must be received from your supervisor before any notices are posted.

All employees are asked not to conduct personal business on company time or with company equipment and resources.

Respect each other's rights and privacy.

Use of alcohol, or illegal drugs is not permitted in the buildings or on the grounds of U.S.D. #113.

Use of tobacco products is not permitted within the buildings or on the grounds of U.S.D. #113.

Limit personal phone calls to emergencies or important matters.

Dress appropriately for an educational environment.

Safety Regulations

Please follow the basic rules of safety which are appropriate to large work areas for the health and protection of yourself, your fellow workers, the students, and visitors to the buildings. A few policies to follow are:

1. Do not try to lift or carry anything heavy by yourself.
2. Report any injury – large or small – to your supervisor. Should you have an injury or feel ill while at work, contact your supervisor immediately.
3. Should you notice something that appears to be a safety hazard, please report it to your supervisor.

An intensive effort to control injuries on the job is of utmost importance to school district personnel. The district is covered by a Workman's Compensation plan. From time to time, representatives from the sponsoring company will be checking upon the safety measures being taken by our personnel in an effort to reduce Workman's Compensation costs.

Ordering Supplies

All ordering of supplies must be approved by your supervisor prior to purchase. Skyward Purchase Orders are required for purchases over \$50. Building Secretary or designated staff will enter a Purchase Order in Skyward and submit it for approval. An employee making unauthorized purchases will not be reimbursed for his/her purchases.

Handling a Problem or Filing a Complaint

Employees are encouraged to talk things over when they have problems or complaints about job conditions or colleagues. Bring these matters to your supervisor's attention first.

1. Make a written statement of the grievance.
2. Discuss the grievance with your immediate supervisor.
3. Discuss the grievance with the superintendent.
4. Have a hearing before a committee composed of a board member, neutral administrator, and a peer.
5. Have a hearing before the Board of Education.

Evaluations

The job performance of each employee is formally evaluated once a year. Your immediate supervisor will complete the evaluation form and discuss your strengths and possible areas of improvement. Both the supervisor and the classified employee will sign the evaluation form and the employee will receive a copy of the form. A copy of the evaluation form is kept with the employee's file.

Terminations

If an employee's job performance is not satisfactory, he/she will be evaluated more frequently and be given the opportunity to improve his/her job skills. If satisfactory improvement is not made during a reasonable period of time, a ten day (10) notice of termination of employment will be given in writing to the employee. Any classified (at will employee) could be terminated because of budget reductions with ten day (10) notice in writing to the employee.

Resignations

Resignations must be given in writing to the supervisor ten (10) days in advance of the effective date of resignation. These ten (10) days are requested as a courtesy to the district in order that an appropriate replacement may be obtained. When a resignation is received, an exit interview will be scheduled with the employee in order to make sure all required documents are completed before leaving our employment.

Termination Pay

If a classified employee resigns with 10 day notice, PTO (Paid Time Off) will be prorated and paid to them. If they have used more time than accumulated in that time period the adjustment will be made in the final paycheck.

Employee's Files

A master file of all materials relating to an employee shall exist at the district school board office. All materials placed in the employee's file and originating with the school district shall be available to the employee at his or her request for inspection in the presence of the person(s) responsible for keeping the files. All questions relating to classified personnel should be directed either to the immediate supervisor or the superintendent.

Extra Duty Assignments

Classified Employees and USD 113 substitute teachers working extra duty assignments (taking tickets, running the score clock, etc.) including Power Hour and Axtell After School, will be paid an hourly rate of \$12.00 per hour with a two-hour paid minimum, beginning at the conclusion of the regular work day. Extra-duty assignments are open to all classified staff members.

Supplemental Assignments

Non-teacher licensed employees, hired to fulfill supplemental duties for USD 113, (a.k.a. Rule 10 employees) will be required to complete a monthly timecard. They will be compensated whichever amount is greater: Supplemental pay as identified in the USD #113 Negotiated Agreement, or hours logged on the timecard at the established U.S. minimum wage rate. Parameters on hours worked are to be clarified by administration.

Sexual Harassment

No district employee shall be sexually harassed by an employee or non-employee or permit sexual harassment of an employee or a student by an employee or non-employee. Violation of this policy shall result in disciplinary action, including termination, against any employee. Violation of this policy also includes any supervisor's failure to follow the policy or to investigate complaints.

If an employee's immediate supervisor is the object of a harassment complaint, the employee may bypass the supervisor and report directly to the superintendent. Complaints against the superintendent shall be heard by the board.

Definition

It shall be a violation of district policy to harass another employee sexually, or to permit the sexual harassment of an employee by an employee or a non-employee. Sexual harassment may include, but not be limited to:

Sexually oriented communication, including sexually oriented verbal “kidding” or harassment or abuse;

Subtle pressure or request for sexual activity;

Persistent unwelcome attempts to change a professional relationship into a personal, social-sexual relationship;

Creating a hostile work environment, including the use of innuendoes or overt or implied threats;

Unnecessary touching of an individual, e.g., patting, pinching, hugging, repeated brushing against another person’s body;

Requesting or demanding sexual favors accompanied by implied or overt threats concerning an individual’s employment;

Requesting or demanding sexual favors accompanied by an implied or overt promise of preferential treatment with regard to an individual’s employment; or

Sexual assault or battery as defined by current law.

Any person who believes he or she has been subjected to sexual harassment should discuss the problem with his/her immediate supervisor. Regardless of the means selected for resolving the problem, the initiation of a complaint of sexual harassment will not cause any reflection on the complainant nor will it affect his or her employment, compensation or work assignment. The initiation of a complaint shall not adversely affect the job security or status of an employee. If a finding of fact determines that the employee acted improperly, appropriate action shall be taken. Strict confidentiality shall be maintained throughout the complaint procedure.

BUS DRIVER PAY

Salary Schedule for Regular Routes

Regular Route Drivers - \$36.50 per route for 336 routes, 1.5 hours minimum (\$/hour) – paid in 12 equal installments (each check is for 28 routes).

The Superintendent may approve additional compensation if a route is longer than 1.5 hours.

Non-Salary Route Pay (per route pay)

Sabetha Pre-School routes - \$ 27.50 per route

Axtell Pre-School Routes - \$22 per route

Sabetha Western Center Routes - \$77 per route

Axtell Western Center Routes - \$22 per route

Substitute Drivers will be paid the route rate for the route they drive.

Extra Pay Routes/Trips/Hourly Pay

Student Activity trips - \$ 14 per hour

- Salaried drivers missing a regular route to drive an activity will receive pay for the missed route.
- Activity routes on weekends or non-school days will receive \$14 per hour plus one regular route pay (\$36.50)

\$ 14 per hour for bus garage help, in-service, drug testing, training, CPR training, in-service, and required safety meetings.

\$ 14 not to exceed once per two weeks (and time recorded on time card) for drivers washing buses away from district property. Drivers plugging in engine block heaters at home will be paid \$2.00 per plug-in.

District will pay for the initial CDL license or renewal once every four years (over and above the cost of regular driver licenses) and any required endorsements to drive a school bus.

Upon proof of denial from the employee's insurance company (Explanation of Benefits) or proof of payment from driver to provider the district will reimburse the driver the out of pocket cost for a required CDL physical exam.

Overtime is paid for hours worked above 40 hours weekly based on all driving rates and hours.

Time Cards and Mileage Records

Drivers are responsible to the Transportation Supervisor to report their actual work time and mileage timely and accurately. If a sub driver is used, enter the sub's name instead of times.

Substitute Teachers

Licensed substitute teachers are paid for 50% of a day or a whole day. The compensation rate will be \$140 per day.

INSTRUCTIONAL SUPPORT STAFF SCHEDULE

STEP	LEVEL 1	LEVEL 2	LEVEL 3
------	---------	---------	---------

1	14.00	14.75	16.40
2	14.15	14.90	16.55
3	14.30	15.05	16.70
4	14.45	15.20	16.85
5	14.60	15.35	17.00
6	14.75	15.50	17.15
7	14.90	15.65	17.30
8	15.05	15.80	17.45
9	15.20	15.95	17.60
10	15.35	16.10	17.75
11	15.50	16.25	17.90
12	15.65	16.40	18.05
13	15.80	16.55	18.20
14	15.95	16.70	18.35
15	16.10	16.85	18.50
16	16.25	17.00	18.65
17	16.40	17.15	18.80
18	16.55	17.30	18.95
19	16.70	17.45	19.10
20	16.85	17.60	19.25
21	17.00	17.75	19.40
22	17.15	17.90	19.55
23	17.30	18.05	19.70
24	17.45	18.20	19.85
25	17.60	18.35	20.00
26	17.75	18.50	20.15
27	17.90	18.65	20.30
28	18.05	18.80	20.45
29	18.20	18.95	20.60
30	18.35	19.10	20.75
31	18.50	19.25	20.90

Level 1 – Library Aide, Para (High School Diploma required)

Level 2 – Para with 30+ semester hours of college

Level 3 – Para with a KS Teacher Certification and/or current KS Sub License
(Sub pay only available when leave is taken.)

<p>Salary advancement in no case is automatic, but contingent upon favorable evaluations and available resources (Federal and State allocations). These positions are renewed on a year to year basis determined by Federal and State allocations. This schedule is intended to serve as a guide and in no way is intended to bind the board. New employees, based on their previous experience, education, certification, projected duties, etc..., may be placed on the salary schedule at any point as determined by the board.</p>
--

CUSTODIAL SALARY SCHEDULE

STEP	LEVEL 1	LEVEL 2	LEVEL 3	LEVEL 4
1	14.10	17.10	18.70	19.65
2	14.25	17.25	18.85	19.80
3	14.40	17.40	19.00	19.95
4	14.55	17.55	19.15	20.10
5	14.70	17.70	19.30	20.25
6	14.85	17.85	19.45	20.40
7	15.00	18.00	19.60	20.55
8	15.15	18.15	19.75	20.70
9	15.30	18.30	19.90	20.85
10	15.45	18.45	20.05	21.00
11	15.60	18.60	20.20	21.15
12	15.75	18.75	20.35	21.30
13	15.90	18.90	20.50	21.45
14	16.05	19.05	20.65	21.60
15	16.20	19.20	20.80	21.75
16	16.35	19.35	20.95	21.90
17	16.50	19.50	21.10	22.05
18	16.65	19.65	21.25	22.20
19	16.80	19.80	21.40	22.35
20	16.95	19.95	21.55	22.50
21	17.10	20.10	21.70	22.65
22	17.25	20.25	21.85	22.80
23	17.40	20.40	22.00	22.95
24	17.55	20.55	22.15	23.10
25	17.70	20.70	22.30	23.25
26	17.85	20.85	22.45	23.40
27	18.00	21.00	22.60	23.55
28	18.15	21.15	22.75	23.70
29	18.30	21.30	22.90	23.85
30	18.45	21.45	23.05	24.00
31	18.60	21.60	23.20	24.15
32	18.75	21.75	23.35	24.30

Level 1 – General housekeeping

Level 2 – Building level custodial work

Level 3 – Building level custodial work and major maintenance
 Level 4 – District custodial supervisor

Salary advancement in no case is automatic, but contingent upon favorable evaluations and available resources. This schedule is intended to serve as a guide and in no way is intended to bind the board. New employees, based on their previous experience, education, certification, projected duties, etc..., may be placed on the salary schedule at any point as determined by the board.

SECRETARIAL SALARY SCHEDULE

STEP	LEVEL 1	LEVEL 2	LEVEL 3
1	16.20	16.70	19.45
2	16.35	16.85	19.60
3	16.50	17.00	19.75
4	16.65	17.15	19.90
5	16.80	17.30	20.05
6	16.95	17.45	20.20
7	17.10	17.60	20.35
8	17.25	17.75	20.50
9	17.40	17.90	20.65
10	17.55	18.05	20.80
11	17.70	18.20	20.95
12	17.85	18.35	21.10
13	18.00	18.50	21.25
14	18.15	18.65	21.40
15	18.30	18.80	21.55
16	18.45	18.95	21.70
17	18.60	19.10	21.85
18	18.75	19.25	22.00
19	18.90	19.40	22.15
20	19.05	19.55	22.30
21	19.20	19.70	22.45
22	19.35	19.85	22.60
23	19.50	20.00	22.75
24	19.65	20.15	22.90
25	19.80	20.30	23.05
26	19.95	20.45	23.20
27	20.10	20.60	23.35

28	20.25	20.75	23.50
29	20.40	20.90	23.65
30	20.55	21.05	23.80

Level 1 – Building Secretary

Level 2 – Bldg. Level Accounting/Bookkeeping,

Level 3 – District: Accounting Supervisor,Accounts Payable & Secretary

Salary advancement in no case is automatic, but contingent upon favorable evaluations and available resources. This schedule is intended to serve as a guide and in no way is intended to bind the board. New employees, based on their previous experience, education, certification, projected duties, etc., may be placed on the salary schedule at any point as determined by the board.

FOOD SERVICE SALARY SCHEDULE

STEP	LEVEL 1	LEVEL 2	LEVEL 3	LEVEL 4
1	14.00	14.50	15.00	20.45
2	14.15	14.65	15.15	20.60
3	14.30	14.80	15.30	20.75
4	14.45	14.95	15.45	20.90
5	14.60	15.10	15.60	21.05
6	14.75	15.25	15.75	21.20
7	14.90	15.40	15.90	21.35
8	15.05	15.55	16.05	21.50
9	15.20	15.70	16.20	21.65
10	15.35	15.85	16.35	21.80
11	15.50	16.00	16.50	21.95
12	15.65	16.15	16.65	22.10
13	15.80	16.30	16.80	22.25
14	15.95	16.45	16.95	22.40
15	16.10	16.60	17.10	22.55
16	16.25	16.75	17.25	22.70
17	16.40	16.90	17.40	22.85
18	16.55	17.05	17.55	23.00
19	16.70	17.20	17.70	23.15
20	16.85	17.35	17.85	23.30
21	17.00	17.50	18.00	23.45
22	17.15	17.65	18.15	23.60
23	17.30	17.80	18.30	23.75
24	17.45	17.95	18.45	23.90
25	17.60	18.10	18.60	24.05
26	17.75	18.25	18.75	24.20
27	17.90	18.40	18.90	24.35
28	18.05	18.55	19.05	24.50
29	18.20	18.70	19.20	24.65
30	18.35	18.85	19.35	24.80
31	18.50	19.00	19.50	24.95

Level 1 –Building Cook, Dishwasher, Server (certification required)

Level 2 –Main Dish, Bake Cook (certification required)

Level 3 – Building Site Manager (certification required)

Level 4 – Assistant District Food Service Supervisor

Salary advancement in no case is automatic, but contingent upon favorable evaluations and available resources. This schedule is intended to serve as a guide and in no way is intended to bind the board. New employees, based on their previous experience, education, certification, projected duties, etc..., may be placed on the salary schedule at any point as determined by the board.

NURSE SALARY SCHEDULE

STEP	LEVEL 1	LEVEL 2
1	22.55	25.40
2	22.70	25.55
3	22.85	25.70
4	23.00	25.85
5	23.15	26.00
6	23.30	26.15
7	23.45	26.30
8	23.60	26.45
9	23.75	26.60
10	23.90	26.75
11	24.05	26.90
12	24.20	27.05
13	24.35	27.20
14	24.50	27.35
15	24.65	27.50
16	24.80	27.65
17	24.95	27.80
18	25.10	27.95
19	25.25	28.10
20	25.40	28.25
21	25.55	28.40
22	25.70	28.55
23	25.85	28.70
24	26.00	28.85
25	26.15	29.00
26	26.30	29.15
27	26.45	29.30
28	26.60	29.45
29	26.75	29.60
30	26.90	29.75

Level 1 – Part-Time Nurse

Level 2 – Full Time Nurse

Salary advancement in no case is automatic, but contingent upon favorable evaluations and available resources. This schedule is intended to serve as a guide and in no way is intended to bind the board. New employees, based on their previous experience, education, certification, projected duties, etc..., may be placed on the salary schedule at any point as determined by the board.