

Truth in Taxation Public Hearing  
Tuesday, December 10, 2024 6:00 PM Central

Wrenshall School Library Media Center  
207 Pioneer Drive  
Wrenshall, MN 55797

Eric Ankrum: Present  
Misty Bergman: Present  
Mary Carlson: Present  
Ben Johnson: Present  
Alice Kloepfer: Present  
Nicole Krisak: Present  
Present: 6.

1. Call to Order
2. District Property Tax Levy Presentation
3. Public Comment Regarding Proposed District Property Tax Levy
4. Adjournment



Division of School Finance  
400 NE Stinson Blvd.  
Minneapolis, MN 55413

## District Revenues and Expenditures Budget for Fiscal Year (FY) 2023 and FY 2024

ED-00110-46

**General Information:** Minnesota Statutes 2021, section 123B.10, requires that every school board shall publish the subject data of this report.

District Name:		Wrenshall Public School					District Number:	0100-01
Fund	FY 2023 Beginning Fund Balances	FY 2023 Actual Revenues and Transfers In	FY 2023 Actual Expenditures and Transfers Out	June 30, 2023 Actual Fund Balances	FY 2024 Budget Revenues and Transfers In	FY 2024 Budget Expenditures and Transfers Out	June 30, 2024 Projected Fund Balances	
General Fund/Restricted	\$ 284,603	\$ 583,153	\$ 652,537	\$ 215,219	\$ 719,797	\$ 661,124	\$ 273,892	
General Fund/Other	\$ 166,219	\$ 4,586,000	\$ 4,811,879	\$ (59,660)	\$ 4,593,256	\$ 4,533,596	\$ 0	
Food Service Fund	\$ 39,925	\$ 231,084	\$ 240,838	\$ 30,171	\$ 204,147	\$ 214,235	\$ 20,083	
Community Service Fund	\$ 3,680	\$ 167,691	\$ 152,806	\$ 18,565	\$ 138,156	\$ 149,245	\$ 7,476	
Building Construction Fund	\$ 995,819	\$ 9,157	\$ 1,004,976	\$ -	\$ -	\$ -	\$ -	
Debt Service Fund	\$ 80,330	\$ 963,510	\$ 920,936	\$ 122,904	\$ 979,146	\$ 945,120	\$ 156,930	
Custodial Fund	\$ 47,641	\$ 3,141	\$ 2,549	\$ 48,233	\$ -	\$ -	\$ 48,233	
Internal Service Fund	\$ -	\$ -	\$ -	\$ -	\$ -	\$ -	\$ -	
* OPEB Revocable Trust Fund	\$ -	\$ -	\$ -	\$ -	\$ -	\$ -	\$ -	
OPEB Irrevocable Trust Fund	\$ -	\$ -	\$ -	\$ -	\$ -	\$ -	\$ -	
OPEB Debt Service Fund	\$ -	\$ -	\$ -	\$ -	\$ -	\$ -	\$ -	
<b>Total - All Funds</b>	<b>\$ 1,618,217</b>	<b>\$ 6,543,736</b>	<b>\$ 7,786,521</b>	<b>\$ 375,432</b>	<b>\$ 6,634,502</b>	<b>\$ 6,503,320</b>	<b>\$ 506,614</b>	
<b>Long-Term Debt</b>				<b>Current Statutory Operating Debt per Minnesota Statutes, section 123B.81</b>				
Outstanding July 1, 2022	\$ 14,067,940			Amount of General Fund Deficit, if any, in excess of 2.5% of expenditures 06/30/2023				\$ -
Plus: New Issues	\$ -			<b>Cost per student - Average Daily Membership (ADM) 06/30/2023</b>				
Less: Redeemed Issues	\$ 556,260			Total Operating Expenditures				\$ 5,556,043.92
Outstanding June 30, 2023	<b>\$ 13,511,680</b>			FY 2023 Total ADM Served + Tuitioned Out ADM + Adjusted Extended ADM				343.30
<b>Short-Term Debt</b>				FY 2023 Operating Cost per ADM				<b>\$ 16,184.22</b>
Certificates of Indebtedness	\$ -			Total Operating Expenditures				\$ 5,556,043.92
Other Short-Term Indebtedness	\$ -	FY 2023 Total ADM Served + Tuitioned Out ADM + Adjusted Extended ADM				343.30		

*The complete budget may be inspected upon request to the superintendent.*

Comments:



Division of School Finance  
400 NE Stinson Blvd.  
Minneapolis, MN 55413

## District Revenues and Expenditures Budget for Fiscal Year (FY) 2024 and FY 2025

ED-00110-47

**General Information:** Minnesota Statutes 2023, section 123B.10, requires that every school board shall publish the subject data of this report.

District Name: Wrenshall Public School District					District Number: 0100-01		
Fund	FY 2024 Beginning Fund Balances	FY 2024 Actual Revenues and Transfers In	FY 2024 Actual Expenditures and Transfers Out	June 30, 2024 Actual Fund Balances	FY 2025 Budget Revenues and Transfers In	FY 2025 Budget Expenditures and Transfers Out	June 30, 2025 Projected Fund Balances
General Fund/Restricted	\$ 193,949	\$ 797,800	\$ 896,852	\$ 94,897	\$ 708,870	\$ 692,037	\$ 111,730
General Fund/Other	\$ (37,589)	\$ 4,862,633	\$ 4,448,824	\$ 376,220	\$ 4,554,658	\$ 4,581,301	\$ 349,577
Food Service Fund	\$ 30,171	\$ 239,733	\$ 199,543	\$ 70,361	\$ 201,100	\$ 185,838	\$ 85,623
Community Service Fund	\$ 18,564	\$ 165,628	\$ 154,226	\$ 29,966	\$ 268,752	\$ 247,317	\$ 51,401
Building Construction Fund	\$ -	\$ -	\$ -	\$ -	\$ -	\$ -	\$ -
Debt Service Fund	\$ 122,903	\$ 976,527	\$ 947,965	\$ 151,465	\$ 986,897	\$ 943,770	\$ 194,592
Trust Fund	\$ -	\$ -	\$ -	\$ -	\$ -	\$ -	\$ -
Internal Service Fund	\$ -	\$ -	\$ -	\$ -	\$ -	\$ -	\$ -
* OPEB Revocable Trust Fund	\$ -	\$ -	\$ -	\$ -	\$ -	\$ -	\$ -
OPEB Irrevocable Trust Fund	\$ -	\$ -	\$ -	\$ -	\$ -	\$ -	\$ -
OPEB Debt Service Fund	\$ -	\$ -	\$ -	\$ -	\$ -	\$ -	\$ -
<b>Total - All Funds</b>	<b>\$ 327,998</b>	<b>\$ 7,042,321</b>	<b>\$ 6,647,410</b>	<b>\$ 722,909</b>	<b>\$ 6,650,263</b>	<b>\$ 6,650,263</b>	<b>\$ 792,923</b>
<b>Long-Term Debt</b>			<b>Current Statutory Operating Debt per Minnesota Statutes, section 123B.81</b>				
Outstanding July 1, 2023	\$ 13,155,000			Amount of General Fund Deficit, if any, in excess of 2.5% of expenditures 06/30/2024		\$ -	
Plus: New Issues	\$ -						
Less: Redeemed Issues	\$ 600,000			<b>Cost per student - Average Daily Membership (ADM) 06/30/2024</b>			
Outstanding June 30, 2024	\$ 12,555,000						
<b>Short-Term Debt</b>					Total Operating Expenditures		\$ 5,496,872.68
Certificates of Indebtedness	\$ -			FY 2024 Total ADM Served + Tuitioned Out ADM + Adjusted Extended ADM		331.90	
Other Short-Term Indebtedness	\$ -			FY 2024 Operating Cost per ADM		\$ 16,561.83	

*The complete budget may be inspected upon request to the superintendent.*

**Comments:**

Minnesota Department of Education  
 Levy Limitation and Certification Report  
 2024 Payable 2025

District Number-Type: 0100-01  
 District Name: Wrenshall Public School District  
 Home County: Carlton County

Date Printed: 11/25/24  
 Limits Updated: 11/20/24  
 Certified Submitted: 11/25/24

	LIMIT	PROPOSED	CERTIFIED
<b>SUBTOTALS BY LEVY CATEGORY</b>			
GENERAL - RMV VOTER	0.00	0.00	0.00
GENERAL - RMV OTHER	344,841.44	344,841.44	344,841.44
GENERAL - NTC VOTER	0.00	0.00	0.00
GENERAL - NTC OTHER	218,844.18	218,844.18	218,844.18
COMMUNITY SERVICE - NTC OTHER	28,920.16	28,920.16	28,920.16
GENERAL DEBT - NTC VOTER	0.00	0.00	0.00
GENERAL DEBT - NTC OTHER	936,596.14	936,596.14	936,596.14
OPEB DEBT - NTC VOTER	0.00	0.00	0.00
OPEB DEBT - NTC OTHER	0.00	0.00	0.00
<b>SUBTOTALS BY FUND</b>			
GENERAL FUND	563,685.62	563,685.62	563,685.62
COMMUNITY SERVICES FUND	28,920.16	28,920.16	28,920.16
GENERAL DEBT SERVICE FUND	936,596.14	936,596.14	936,596.14
OPEB/PENSION DEBT SERVICE FUND	0.00	0.00	0.00
<b>SUBTOTALS BY TAX BASE</b>			
REFERENDUM MARKET VALUE	344,841.44	344,841.44	344,841.44
NET TAX CAPACITY	1,184,360.48	1,184,360.48	1,184,360.48
<b>SUBTOTALS BY TRUTH IN TAXATION CATEGORY</b>			
VOTER APPROVED	0.00	0.00	0.00
OTHER	1,529,201.92	1,529,201.92	1,529,201.92
<b>TOTAL LEVY</b>			
TOTAL LEVY	1,529,201.92	1,529,201.92	1,529,201.92

The school district must submit the completed original of this form to the home county auditor by December 28, 2024. A duplicate form must be submitted to Minnesota Department of Education, School Finance Division, 400 NE Stinson Blvd., Minneapolis, MN 55413, by January 7, 2025.

The certified levy listed above is the levy voted by the school board for taxes payable in 2025.

Signature of School Board Clerk \_\_\_\_\_

Date of Certification \_\_\_\_\_



**PMA**<sup>™</sup>  
SECURITIES

## Proposed Levy Information Packet

November 19, 2024

### Wrenshall Public School District

Based on Levy, Limitation and Certification Report dated  
10/14/24

**Michael Hart**

VP, Managing Director  
mhart@pmanetwork.com  
612-509-2569

**Steve Pumper**

Senior Vice President  
spumper@pmanetwork.com  
612-509-2565

**Greta Pudas**

Director, Public Finance  
gpudas@pmanetwork.com  
612-509-2574

**Joel Hanson**

Senior Quantitative Analyst  
jhanson@pmanetwork.com  
612-509-2566

**Jenna Rausch**

Public Finance Associate  
jrausch@pmanetwork.com  
612-509-2568

**PMA Securities, LLC**  
5298 Kyler Avenue NE  
Albertville, MN 55301  
612-509-2560  
pmanetwork.com  
Member FINRA and SIPC  
Registered with SEC and MSRB

*Financial Strategies for Stronger Communities.*

# Wrenshall Public School District

## Proposed Property Tax Levy Summary by Fund

	Final Pay 2024	Proposed Pay 2025	\$ Change	% Change
<b>General Fund (Fund 1)</b>				
Local Optional	256,151	268,170	12,018	4.7%
Equity	59,018	61,806	2,788	4.7%
Transition	5,165	5,408	242	4.7%
Operating Capital	49,052	58,542	9,490	19.3%
Q Comp	31,860	31,598	(262)	-0.8%
Reemployment Insurance	18,783	11,826	(6,957)	-37.0%
Safe Schools	12,737	13,334	598	4.7%
Career & Technical	32,025	32,308	283	0.9%
Long Term Facilities Maintenance	57,297	67,383	10,086	17.6%
Building/Land Lease	1,111	-	(1,111)	-
Tree Growth	6,873	6,873	(0)	0.0%
<i>Adjustments and Abatements</i>	(2,613)	6,438	9,051	-
<b>General Fund Total Levy</b>	<b>527,460</b>	<b>563,686</b>	<b>36,226</b>	<b>6.9%</b>
<b>Community Service (Fund 4)</b>				
Basic Community Education	17,103	17,103	-	0.0%
Early Childhood Education	9,814	11,658	1,843	18.8%
Home Visiting	152	164	13	8.3%
<i>Adjustments and Abatements</i>	(514)	(5)	509	-
<b>Community Service Fund Total Levy</b>	<b>26,555</b>	<b>28,920</b>	<b>2,365</b>	<b>8.9%</b>
<b>Debt Service Fund (Fund 7)</b>				
Non-Voter Approved Debt Service	957,910	975,702	17,792	1.9%
<i>Adjustments and Abatements</i>	1,187	(39,106)	(40,293)	-
<b>Debt Service Fund Total Levy</b>	<b>959,097</b>	<b>936,596</b>	<b>(22,501)</b>	<b>-2.3%</b>
<b>Total Property Tax Levy All Funds</b>	<b>1,513,112</b>	<b>1,529,202</b>	<b>16,090</b>	<b>1.06%</b>

## Wrenshall Public School District

### Proposed Property Tax Levy Summary by Tax Type

	Final Pay 2024	Proposed Pay 2025	\$ Change	% Change
<b>Referendum Market Value Non-Voter Approved</b>				
Local Optional	256,151	268,170	12,018	4.7%
Equity	59,018	61,806	2,788	4.7%
Transition	5,165	5,408	242	4.7%
<i>Adjustments and Abatements</i>	<i>(14,707)</i>	<i>9,458</i>	<i>24,165</i>	<i>-</i>
<b>RMV Non-Voter Total Levy</b>	<b>305,628</b>	<b>344,841</b>	<b>39,214</b>	<b>12.8%</b>
<b>Net Tax Capacity Non-Voter Approved</b>				
Non-Voter Approved Debt Service	957,910	975,702	17,792	1.9%
Operating Capital	49,052	58,542	9,490	19.3%
Q Comp	31,860	31,598	(262)	-0.8%
Reemployment Insurance	18,783	11,826	(6,957)	-37.0%
Safe Schools	12,737	13,334	598	4.7%
Career & Technical	32,025	32,308	283	0.9%
Long Term Facilities Maintenance	57,297	67,383	10,086	17.6%
Building/Land Lease	1,111	-	(1,111)	-
Tree Growth	6,873	6,873	(0)	0.0%
Basic Community Education	17,103	17,103	-	0.0%
Early Childhood Education	9,814	11,658	1,843	18.8%
Home Visiting	152	164	13	8.3%
<i>Adjustments and Abatements</i>	<i>12,767</i>	<i>(42,131)</i>	<i>(54,899)</i>	<i>-</i>
<b>NTC Non-Voter Total Levy</b>	<b>1,207,484</b>	<b>1,184,360</b>	<b>(23,124)</b>	<b>-1.9%</b>
<b>Total Non-Voter Approved</b>	<b>1,513,112</b>	<b>1,529,202</b>	<b>16,090</b>	<b>1.1%</b>
<b>Total Referendum Market Value</b>	<b>305,628</b>	<b>344,841</b>	<b>39,214</b>	<b>12.8%</b>
<b>Total Net Tax Capacity</b>	<b>1,207,484</b>	<b>1,184,360</b>	<b>(23,124)</b>	<b>-1.9%</b>
<b>Total Property Tax Levy All Funds</b>	<b>1,513,112</b>	<b>1,529,202</b>	<b>16,090</b>	<b>1.06%</b>

## Wrenshall Public School District

### Proposed Property Tax Levy Summary by Calculation Method

	Final Pay 2024	Proposed Pay 2025	\$ Change	% Change
<b>Levies Using Pupil Units as the Basis</b>				
Adjusted Pupil Units	353.80	370.40	16.60	4.7%
Local Optional	256,151	268,170	12,018	4.7%
Equity	59,018	61,806	2,788	4.7%
Operating Capital	49,052	58,542	9,490	19.3%
Long Term Facilities Maintenance	57,297	67,383	10,086	17.6%
Safe Schools	12,737	13,334	598	4.7%
Transition	5,165	5,408	242	4.7%
Q Comp	31,860	31,598	(262)	-0.8%
<i>Adjustments</i>	(17,791)	6,509	24,300	-
<b>Total</b>	<b>453,490</b>	<b>512,750</b>	<b>59,260</b>	<b>13.1%</b>

<b>Levies Using Expenditures as the Basis</b>				
LTFM Debt Service	906,670	925,722	19,052	2.1%
General Debt Service	51,240	49,980	(1,260)	-2.5%
Building/Land Lease	1,111	-	(1,111)	-
Career & Technical	32,025	32,308	283	0.9%
Reemployment Insurance	18,783	11,826	(6,957)	-37.0%
Tree Growth	6,873	6,873	(0)	0.0%
<i>Adjustments</i>	16,365	(39,738)	(56,102)	-
<b>Total</b>	<b>1,033,067</b>	<b>986,972</b>	<b>(46,095)</b>	<b>-4.5%</b>

<b>Levies Using Population as the Basis</b>				
Basic Community Education	17,103	17,103	-	0.0%
Home Visiting	152	164	13	8.3%
<i>Adjustments</i>	(17)	4	21	-
<b>Total</b>	<b>17,237</b>	<b>17,271</b>	<b>33</b>	<b>0.2%</b>

<b>Levies Using Tax Base as the Basis</b>				
Early Childhood Education	9,814	11,658	1,843	18.8%
<i>Adjustments</i>	(497)	(18)	479	-
<b>Total</b>	<b>9,318</b>	<b>11,640</b>	<b>2,322</b>	<b>24.9%</b>

<b>Miscellaneous Adjustments</b>				
Property Tax Abatements	-	570	570	-
<b>Total</b>	<b>-</b>	<b>570</b>	<b>570</b>	<b>-</b>

<b>Total Property Tax Levy All Funds</b>	<b>1,513,112</b>	<b>1,529,202</b>	<b>16,090</b>	<b>1.06%</b>
--	------------------	------------------	---------------	--------------

# Wrenshall Public School District

## Estimated Tax Impacts - Pay 2025 Levy Total School Taxes

Summary				
	Pay 2024	Est. Pay 2025	% Change	
Referendum Market Value	\$ 332,065,887	\$ 373,585,935	12.50%	
RMV Tax Rate	0.09204%	0.09231%	0.29%	
Net Tax Capacity	\$ 5,575,988	\$ 6,322,642	13.39%	
NTC Tax Rate	21.66%	18.73%	-13.50%	

Types of Property	Pay 2024 Value	Pay 2025 Est. Value	Pay 2024	Pay 2025	\$ Change	% Change
Residential Homestead  (Value Increase 12%)	\$89,300	\$100,000	\$212	\$209	(\$3)	-1.39%
	133,900	150,000	359	358	(1)	-0.28%
	178,600	200,000	505	506	1	0.13%
	223,200	250,000	652	654	3	0.40%
	267,900	300,000	798	802	4	0.50%
	357,100	400,000	1,091	1,099	8	0.72%
	446,400	500,000	1,378	1,395	18	1.29%
Commercial / Industrial**  (Value Increase 12%)	\$89,300	\$100,000	\$372	\$373	\$1	0.28%
	223,200	250,000	1,010	1,027	17	1.70%
	446,400	500,000	2,182	2,194	12	0.57%
	892,900	1,000,000	4,527	4,529	2	0.05%
Seasonal Recreational Residential (Cabins) (Value Increase 12%)	\$133,900	\$150,000	\$290	\$281	(\$9)	-3.10%
	223,200	250,000	483	468	(15)	-3.11%
	267,900	300,000	580	562	(18)	-3.13%
	446,400	500,000	967	937	(30)	-3.11%
Agricultural Homestead  (Value Increase 12%)	\$2,700	\$3,000	\$1.30	\$1.25	(\$0.04)	-3.36%
	3,600	4,000	1.73	1.67	(0.06)	-3.36%
	4,500	5,000	2.16	2.09	(0.07)	-3.36%
	5,400	6,000	2.60	2.51	(0.09)	-3.36%
Agricultural Non-Homestead  (Value Increase 12%)	\$2,700	\$3,000	\$2.60	\$2.51	(\$0.09)	-3.36%
	3,600	4,000	3.46	3.35	(0.12)	-3.36%
	4,500	5,000	4.33	4.18	(0.15)	-3.36%
	5,400	6,000	5.19	5.02	(0.17)	-3.36%

\*Actual taxes may be lower in certain taxing districts due to Disparity Reduction Aid.

# Wrenshall Public School District

## Estimated Tax Impacts - Pay 2025 Levy Total School Taxes

Summary					
	Pay 2024		Est. Pay 2025		% Change
Referendum Market Value	\$	332,065,887	\$	373,585,935	12.50%
RMV Tax Rate		0.09204%		0.09231%	0.29%
Net Tax Capacity	\$	5,575,988	\$	6,322,642	13.39%
NTC Tax Rate		21.66%		18.73%	-13.50%

Property Value Increase
0%

Types of Property	Pay 2024 Value	Pay 2025 Est. Value	Pay 2024	Pay 2025	\$ Change	%Change
Residential Homestead	\$89,300	\$89,300	\$212	\$183	(\$30)	-13.90%
	133,900	133,900	359	310	(49)	-13.62%
	178,600	178,600	505	442	(63)	-12.46%
	223,200	223,200	652	574	(77)	-11.82%
	267,900	267,900	798	707	(91)	-11.42%
	357,100	357,100	1,091	972	(119)	-10.94%
	446,400	446,400	1,378	1,236	(141)	-10.26%

Property Value Increase
12%

Types of Property	Pay 2024 Value	Pay 2025 Est. Value	Pay 2024	Pay 2025	\$ Change	%Change
Residential Homestead	\$89,300	\$100,000	\$212	\$209	(\$3)	-1.39%
	133,900	150,000	359	358	(1)	-0.28%
	178,600	200,000	505	506	1	0.13%
	223,200	250,000	652	654	3	0.40%
	267,900	300,000	798	802	4	0.50%
	357,100	400,000	1,091	1,099	8	0.72%
	446,400	500,000	1,378	1,395	18	1.29%

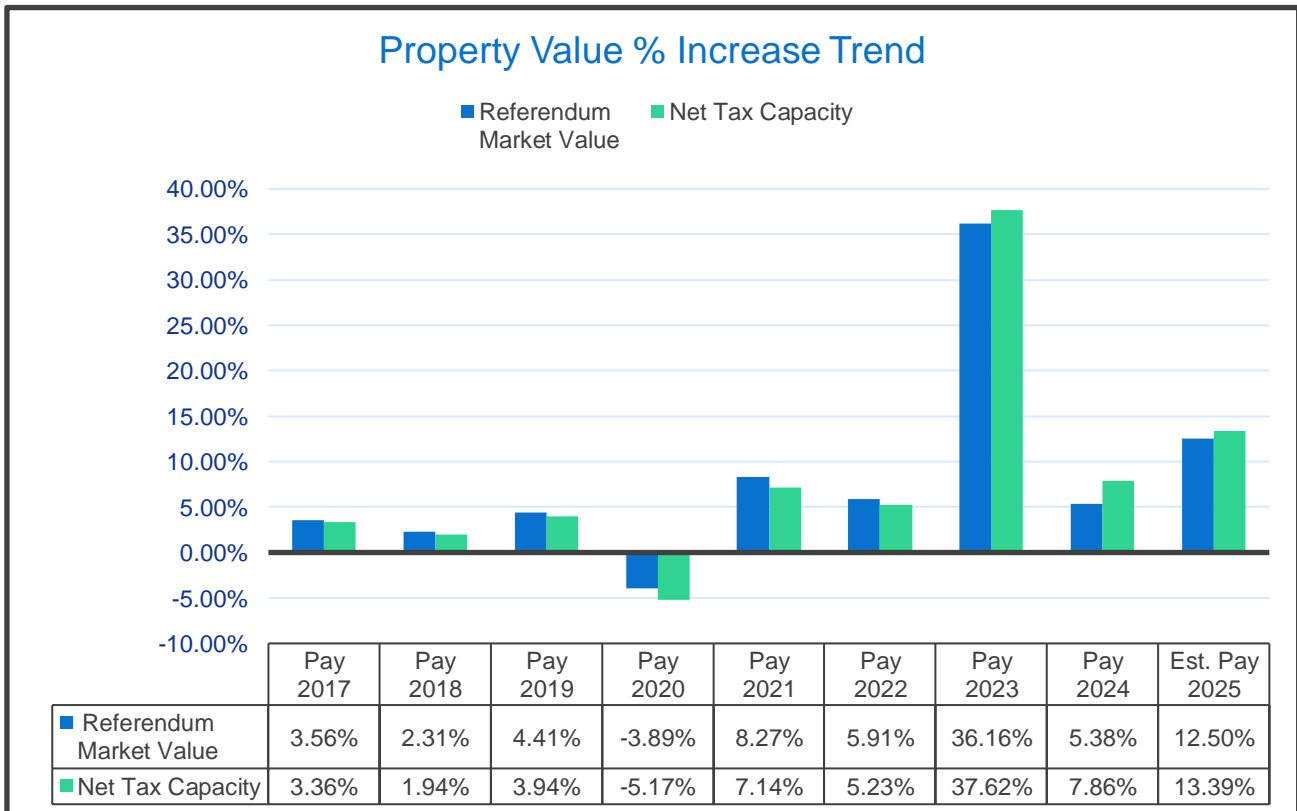
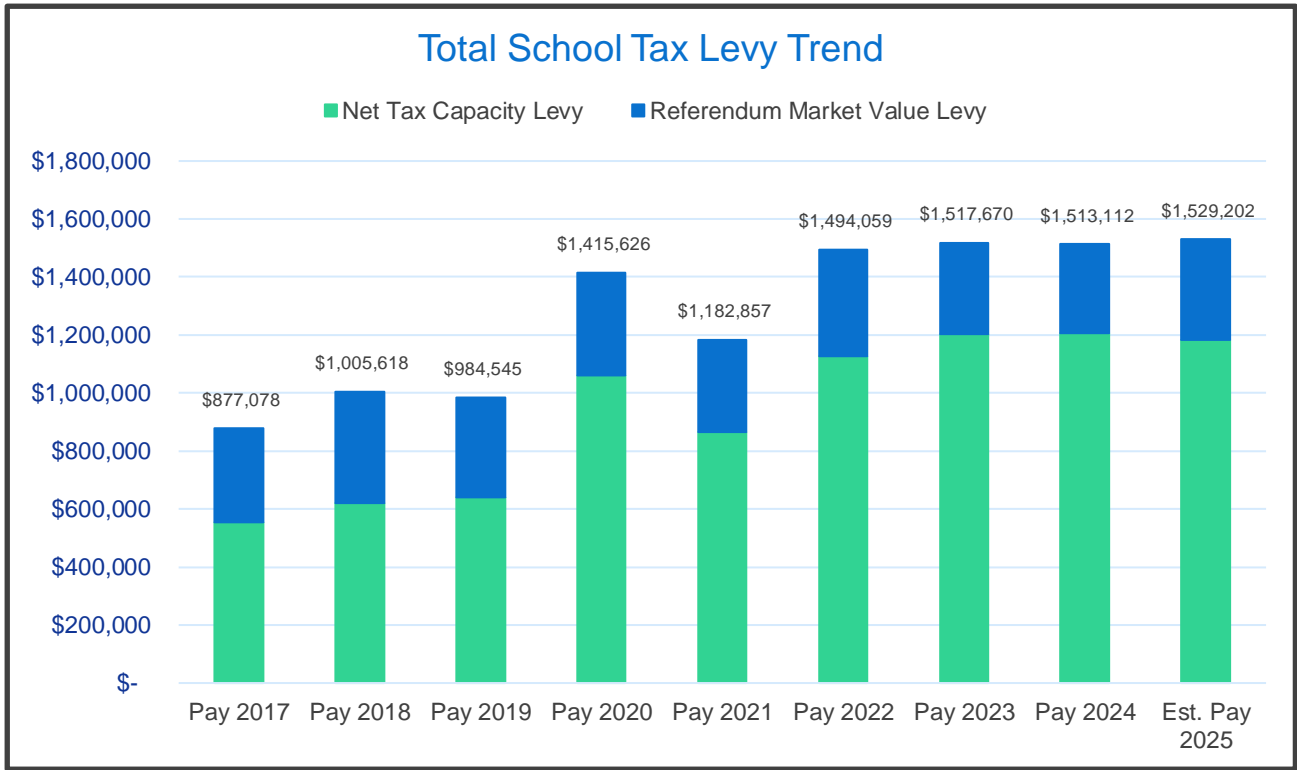
Property Value Increase
20%

Types of Property	Pay 2024 Value	Pay 2025 Est. Value	Pay 2024	Pay 2025	\$ Change	%Change
Residential Homestead	\$89,300	\$107,160	\$212	\$231	\$18	8.60%
	133,900	160,680	359	389	31	8.53%
	178,600	214,320	505	548	43	8.53%
	223,200	267,840	652	707	55	8.50%
	267,900	321,480	798	866	68	8.48%
	357,100	428,520	1,091	1,183	92	8.46%
	446,400	535,680	1,378	1,515	137	9.95%

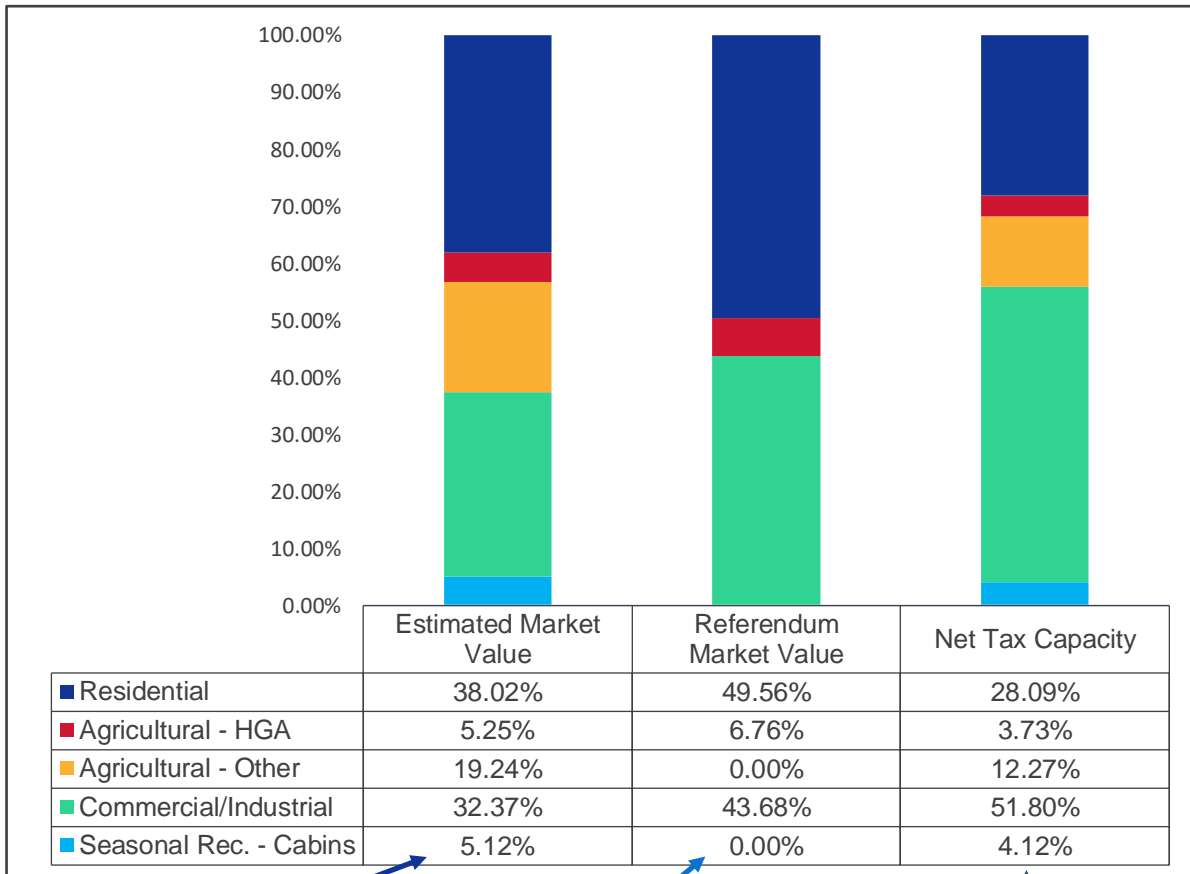
\*Actual taxes may be lower in certain taxing districts due to Disparity Reduction Aid.

## Wrenshall Public School District

### Total School Taxes Trend



**Wrenshall Public School District**  
**Valuation Data by Classification for Pay 2024 Taxes**



Property valuation established by County through assessment process.

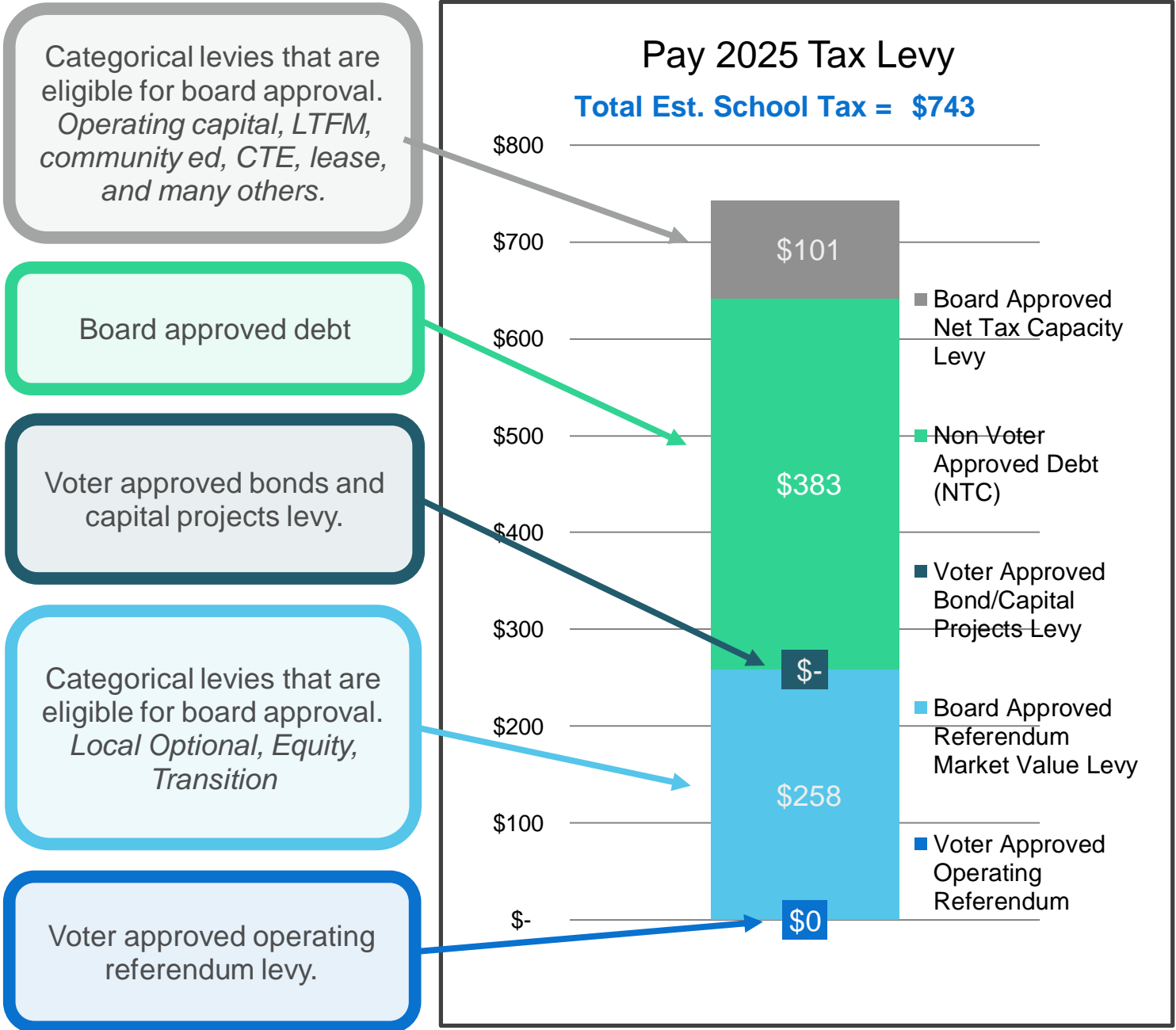
Tax base for operating referendum, local optional, equity and transition revenues.

Tax base for Debt, LTFM, OPEB, Operating Capital, Achievement and Intergration, Community Ed and many others.

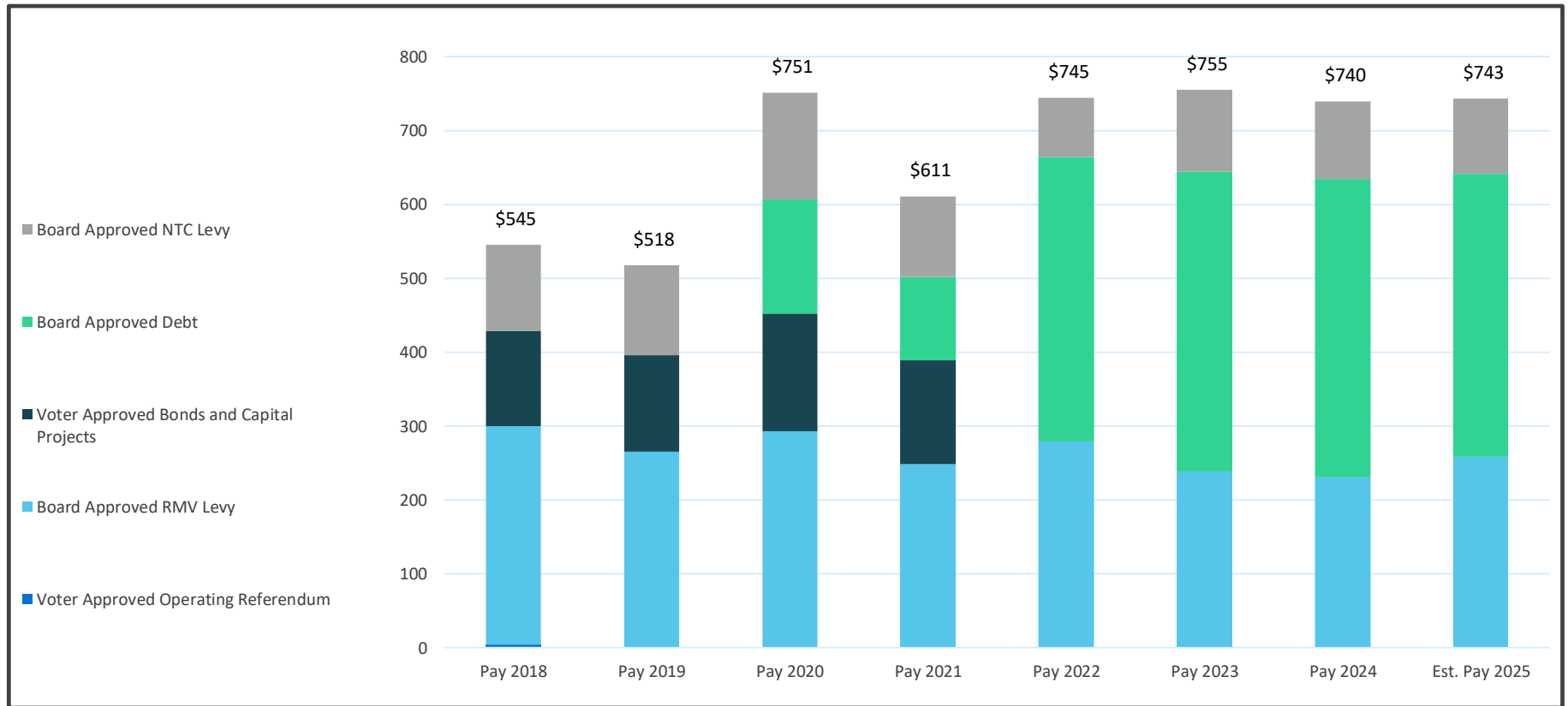
# Wrenshall Public School District

Estimated Pay 2025 Total School Taxes for Residential Homestead

**Home Value = \$280,000**



## Wrenshall Public School District Residential Homestead School Tax Trend

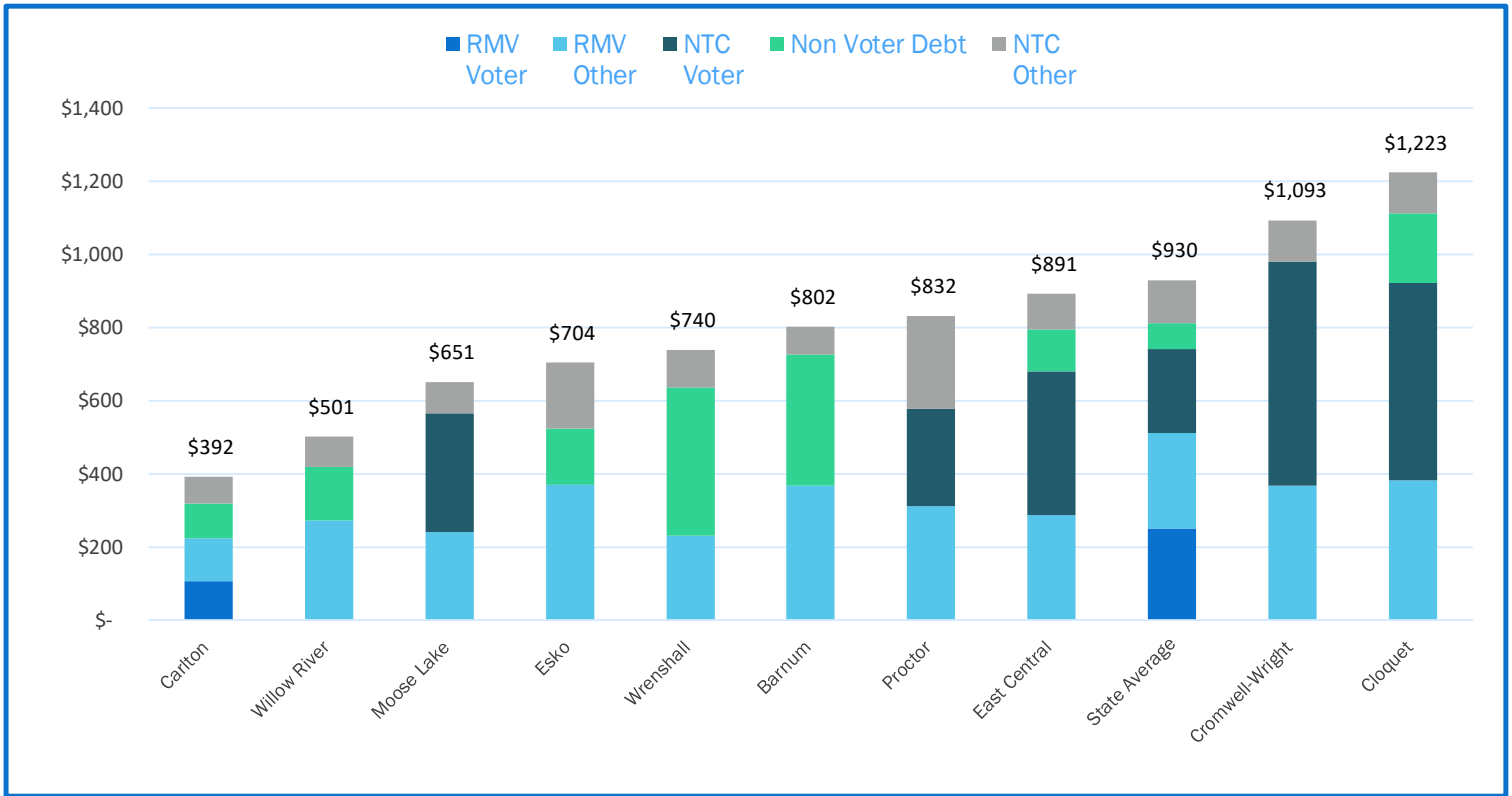


	Pay 2018	Pay 2019	Pay 2020	Pay 2021	Pay 2022	Pay 2023	Pay 2024	Est. Pay 2025
Home Value*	156,800	161,500	166,300	171,300	176,400	238,100	250,000	280,000
Voter Approved Operating Referendum	4	0	0	0	0	0	0	0
Board Approved RMV Levy	295	265	292	248	279	239	230	258
Voter Approved Bonds and Capital Projects	129	131	159	140	0	0	0	0
Board Approved Debt	0	0	155	113	384	406	405	383
Board Approved NTC Levy	117	122	144	109	81	111	105	101
<b>Total School Taxes</b>	<b>\$ 545</b>	<b>\$ 518</b>	<b>\$ 751</b>	<b>\$ 611</b>	<b>\$ 745</b>	<b>\$ 755</b>	<b>\$ 740</b>	<b>\$ 743</b>

\*The chart assumes a 3% annual increase in the home value for taxes payable from 2018 to 2022. A 35% increase in value is assumed for taxes payable in 2023, a 5% increase in 2024 and a 12% increase in 2025.

# Wrenshall Public School District

## Pay 2024 Tax Levies for Residential Homestead

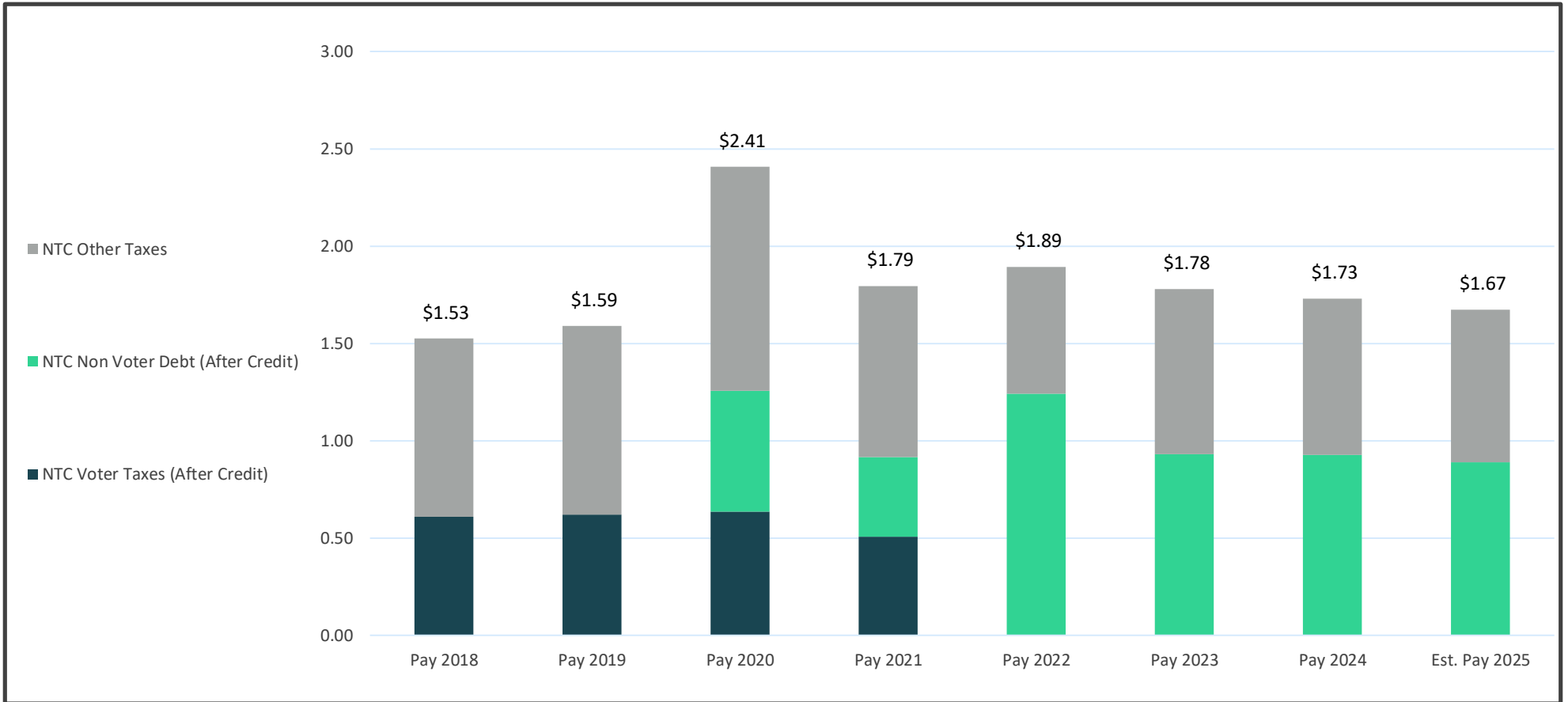


#	District Name	Home Value	RMV Voter	RMV Other	NTC Voter	Non Voter Debt	NTC Other	Total Levy
93	Carlton	250,000 \$	107 \$	115 \$	- \$	96 \$	74 \$	392
577	Willow River	250,000 \$	- \$	273 \$	- \$	146 \$	82 \$	501
97	Moose Lake	250,000 \$	- \$	242 \$	323 \$	- \$	87 \$	651
99	Esko	250,000 \$	- \$	370 \$	- \$	153 \$	180 \$	704
100	Wrenshall	250,000 \$	- \$	230 \$	- \$	405 \$	105 \$	740
91	Barnum	250,000 \$	- \$	367 \$	- \$	360 \$	75 \$	802
704	Proctor	250,000 \$	- \$	312 \$	264 \$	- \$	256 \$	832
2580	East Central	250,000 \$	- \$	287 \$	393 \$	114 \$	96 \$	891
	<b>State Average</b>	250,000 \$	251 \$	261 \$	228 \$	71 \$	119 \$	930
95	Cromwell-Wright	250,000 \$	- \$	367 \$	613 \$	- \$	114 \$	1,093
94	Cloquet	250,000 \$	- \$	382 \$	540 \$	190 \$	112 \$	1,223
	<b>Group Average</b>		33 \$	292 \$	215 \$	140 \$	118 \$	796

Data sourced from Minnesota Department of Education Pay 2024 School Tax Report.

# Wrenshall Public School District

## Agricultural Homestead Land School Tax Trend

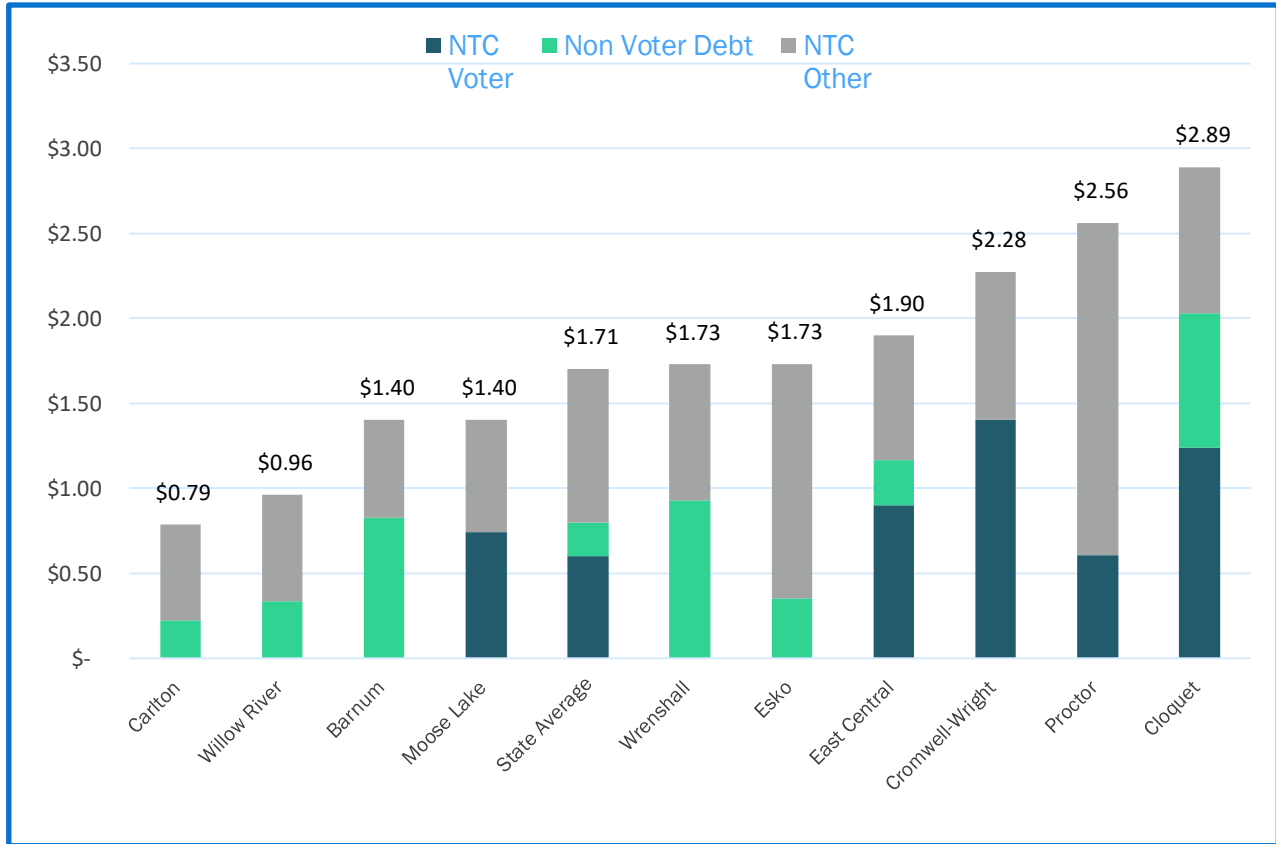


	Pay 2018	Pay 2019	Pay 2020	Pay 2021	Pay 2022	Pay 2023	Pay 2024	Est. Pay 2025
Value per Acre	2,100	2,200	2,300	2,400	2,500	3,400	3,600	4,000
NTC Voter Taxes (After Credit)	0.61	0.62	0.64	0.51	0.00	0.00	0.00	0.00
NTC Non Voter Debt (After Credit)	0.00	0.00	0.62	0.41	1.24	0.93	0.93	0.89
NTC Other Taxes	0.92	0.97	1.15	0.88	0.65	0.85	0.80	0.78
<b>Total School Taxes</b>	<b>\$ 1.53</b>	<b>\$ 1.59</b>	<b>\$ 2.41</b>	<b>\$ 1.79</b>	<b>\$ 1.89</b>	<b>\$ 1.78</b>	<b>\$ 1.73</b>	<b>\$ 1.67</b>

\*The chart assumes a 5% annual increase in the per acre value for taxes payable from 2018 to 2022. A 35% increase in value is assumed for taxes payable in 2023, a 5% increase in 2024 and a 12% increase in 2025.

# Wrenshall Public School District

## Pay 2024 Tax Levies for Agricultural Homestead



#	District Name	Acre Value	NTC Voter	Non Voter Debt	NTC Other	Total Levy
93	Carlton	3,600 \$	-	\$ 0.22	\$ 0.56	\$ 0.79
577	Willow River	3,600 \$	-	\$ 0.34	\$ 0.63	\$ 0.96
91	Barnum	3,600 \$	-	\$ 0.83	\$ 0.58	\$ 1.40
97	Moose Lake	3,600 \$	0.74	\$ -	\$ 0.66	\$ 1.40
	<b>State Average</b>	3,600 \$	0.60	\$ 0.19	\$ 0.91	\$ 1.71
100	Wrenshall	3,600 \$	-	\$ 0.93	\$ 0.80	\$ 1.73
99	Esko	3,600 \$	-	\$ 0.35	\$ 1.38	\$ 1.73
2580	East Central	3,600 \$	0.90	\$ 0.26	\$ 0.74	\$ 1.90
95	Cromwell-Wright	3,600 \$	1.41	\$ -	\$ 0.87	\$ 2.28
704	Proctor	3,600 \$	0.61	\$ -	\$ 1.96	\$ 2.56
94	Cloquet	3,600 \$	1.24	\$ 0.79	\$ 0.86	\$ 2.89
	<b>Group Average</b>		\$ 0.50	\$ 0.36	\$ 0.90	\$ 1.76

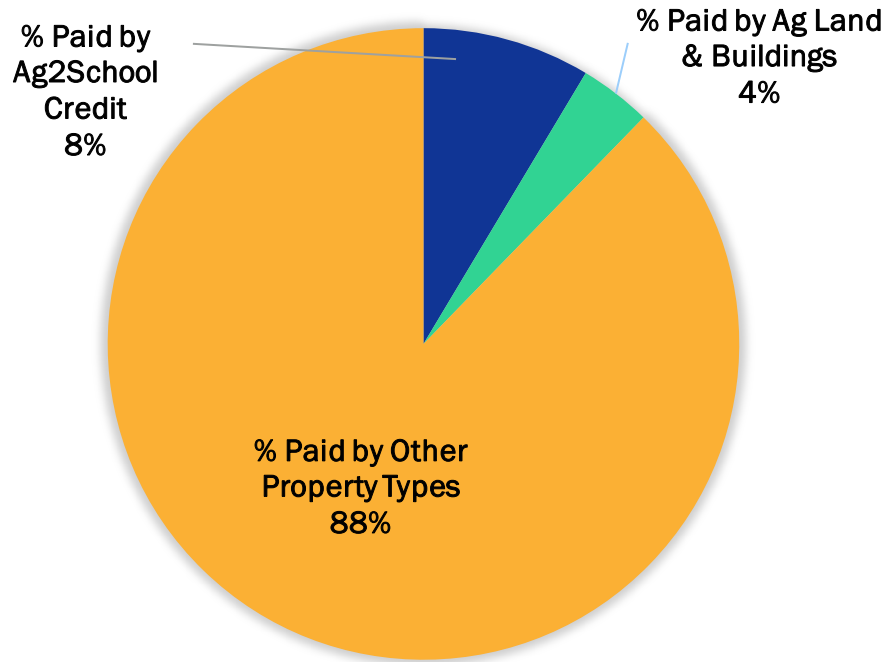
Data sourced from Minnesota Department of Education Pay 2024 School Tax Report.

# ISD No. 100, Wrenshall Public School District

## Source of Debt Service Payments

(Assuming 70% Ag2School Credit)

(Based on Valuations for taxes payable in 2024)



### Notes:

1. The Ag2School credit applies to agricultural land and buildings. The house, garage and first acre of land do not benefit from the Ag2School credit.
2. The Ag2School credit does not increase or decrease the tax impact on all other property types.

The state will pay for approximately \$80,000 of the \$936,596 debt service levy for Pay 2025 via the Ag2School Credit.

## Important Disclaimer

This report is intended for illustrative and informational purposes only. This report has been generated based on the most recent available Levy Limitation and Certification report found in the Minnesota Funding Reports section of the Minnesota Department of Education (MDE) website. Historical tax data is sourced from the school tax reports generated by MDE each year. PMA will not verify the accuracy of the data provided by MDE. The report also includes certain assumptions about property valuations that if modified could impact the resulting tax impacts illustrated in the report. Valuations have been sourced from the Property Record Information System of Minnesota (PRISM) as provided by the counties and reported by the Department of Revenue or directly provided by the counties. Reasonable efforts and generally accepted methods of calculation have been incorporated into the report including current property tax laws. Changes in property tax laws or key assumptions may change the accuracy of this report.