



NORTHERN VALLEY SCHOOLS USD 212

DISTRICT OFFICE
512 WEST BRYANT PO BOX 217
ALMENA KS 67622



ALMENA

PHONE (785) 669-2445

LONG ISLAND

A Monthly Meeting of the Board of Trustees of Northern Valley Schools was held Monday, August 8, 2022, beginning at 6:30 PM in the Long Island Middle School, 627 Washington, Long Island, KS 67647.

Shanna Hammond: Present
 Christopher Rogers: Absent
 Laquita Smith: Absent
 Hilary Van Patten: Present
 Rich Wenzl: Present
 Steven Whitney: Present

I. Call to Order

Also in attendance were: Ken Tharman (Superintendent / HS Principal), Marvin Gebhard (PreK-8 Principal), and Amber Brown (Board Clerk).

II. Adoption of Agenda

I recommend the board approve the agenda as presented. This motion, made by Shanna Hammond and seconded by Rich Wenzl, Carried.

Shanna Hammond: Yea
 Christopher Rogers: Absent
 Laquita Smith: Absent
 Hilary Van Patten: Yea
 Rich Wenzl: Yea
 Steven Whitney: Yea

Yea: 4, Nay: 0, Absent: 2

III. Approval of Minutes

5

I recommend the board approve the minutes as presented. This motion, made by Steven Whitney and seconded by Shanna Hammond, Carried.

Shanna Hammond: Yea
 Christopher Rogers: Absent
 Laquita Smith: Absent
 Hilary Van Patten: Yea
 Rich Wenzl: Yea
 Steven Whitney: Yea

Yea: 4, Nay: 0, Absent: 2

IV. Approval of Bills

9

I recommend the board approve the bills as presented. This motion, made by Rich Wenzl and seconded by Shanna Hammond, Carried.



NORTHERN VALLEY SCHOOLS USD 212

DISTRICT OFFICE
512 WEST BRYANT PO BOX 217
ALMENA KS 67622



ALMENA

PHONE (785) 669-2445

LONG ISLAND

Shanna Hammond: Yea
 Christopher Rogers: Absent
 Laquita Smith: Absent
 Hilary Van Patten: Yea
 Rich Wenzl: Yea
 Steven Whitney: Yea

Yea: 4, Nay: 0, Absent: 2

V. Hearing of Visitors

VI. Old Business

A. Summer Work Update

Most projects are complete there a few items that will be wrapped up in the next couple of weeks (gym floors, touch-up painting, painted floors, etc). Alan, Hal, Noah, Cindy, Laurie, Kassandra, and Korey have done an outstanding job this year. Thank you to everyone's hard work and perseverance in the hot weather.

B. State Assessment Scores

44

Mr. Gebhard went over the state assessment scores with the board. These were also reviewed by the DLT (district leadership team) and recommendations were made that would enable students to improve their test scores over the next five years. The board will review those recommendations and ensure the budget addresses those at the September board meeting.

C. Meals / Books / Instrument Fees

55

Book and instrument rental fees did not change from last year; however, we are once again charging for meals unless a person qualifies for free meals. Hopefully, everyone has or is in the process of filling out the application for free / reduced meals prices. I recommend the board approve the fees as presented for the 2022 - 23 school year. This motion, made by Steven Whitney and seconded by Rich Wenzl, Carried.

Shanna Hammond: Yea

Christopher Rogers: Absent

Laquita Smith: Absent

Hilary Van Patten: Yea

Rich Wenzl: Yea

Steven Whitney: Yea

Yea: 4, Nay: 0, Absent: 2

VII. New Business

A. Out-of-District Requests



NORTHERN VALLEY SCHOOLS USD 212

DISTRICT OFFICE
512 WEST BRYANT PO BOX 217
ALMENA KS 67622



ALMENA

PHONE (785) 669-2445

LONG ISLAND

The list of students requesting to attend Northern Valley from another district was presented to the board. I recommend the board approve the list of out-of-district students as presented. This motion, made by Shanna Hammond and seconded by Steven Whitney, Carried.

Shanna
Hammond: Yea

Christopher
Rogers: Absent

Laquita
Smith: Absent

Hilary Van
Patten: Yea

Rich
Wenzl: Yea

Steven
Whitney: Yea

Yea: 4, Nay: 0, Absent: 2

B. Approve Administration, Certified, and Classified Contracts

Contracts for the 2022-23 school year were presented for the board's review. I recommend the board approve the contracts for certified, classified, and administration as presented. This motion, made by Steven Whitney and seconded by Rich Wenzl, Carried.

Shanna
Hammond: Yea

Christopher
Rogers: Absent

Laquita
Smith: Absent

Hilary Van
Patten: Yea

Rich
Wenzl: Yea

Steven
Whitney: Yea

Yea: 4, Nay: 0, Absent: 2

C. Budget Review

57

Budget documents were presented for the board to review. The budget hearing and revenue neutral rate hearing notices will be published in the newspaper prior to the September board meeting.

VIII. Personnel

A. Staffing

I recommend the board go into executive session to discuss nonelected personnel matters to protect the privacy interests of the individual to be discussed; retaining Mr. Gebhard and Mr. Tharman and returning to open session in this room at 7:09 PM. This motion, made by Rich Wenzl and seconded by Shanna Hammond, Carried.

Shanna
Hammond: Yea



NORTHERN VALLEY SCHOOLS USD 212

DISTRICT OFFICE
512 WEST BRYANT PO BOX 217
ALMENA KS 67622



ALMENA

PHONE (785) 669-2445

LONG ISLAND

Christopher Rogers: Absent

Laquita Smith: Absent

Hilary Van Patten: Yea

Rich Wenzl: Yea

Steven Whitney: Yea

Yea: 4, Nay: 0, Absent: 2

Christopher Rogers arrived at 7:01 PM and entered the executive session. At 7:09 PM meeting returned to open session; no action taken.

IX. Administrative Reports

A. Superintendent / 9-12 Principal Report

Mr. Tharman shared about the upcoming in-service and the first couple of days back-to-school. Practices will be starting up, open houses, and sporting events. Enrollment numbers are down a little from the September 20th count date but actually up from where we ended the school year. It is a busy, but exciting time.

B. K-8 Principal Report

Mr. Gebhard shared about the upcoming bus driver's meeting, KHP vehicle inspection, Paras, maintenance projects, and the open house for the grade school and middle school.

X. Reports of Board Members

XI. Adjournment

I recommend we adjourn the meeting. This motion, made by Shanna Hammond and seconded by Steven Whitney, Carried.

Shanna Hammond: Yea

Christopher Rogers: Yea

Laquita Smith: Absent

Hilary Van Patten: Yea

Rich Wenzl: Yea

Steven Whitney: Yea

Yea: 5, Nay: 0, Absent: 1



NORTHERN VALLEY SCHOOLS USD 212

DISTRICT OFFICE
512 WEST BRYANT PO BOX 217
ALMENA KS 67622



ALMENA

PHONE (785) 669-2445

LONG ISLAND

A Monthly Meeting of the Board of Trustees of Northern Valley Schools was held Wednesday, July 13, 2022, beginning at 6:30 PM in the Almena High School , 512 W Bryant Street, Almena, KS 67622.

Shanna Hammond: Present
Christopher Rogers: Absent
Laquita Smith: Absent
Hilary Van Patten: Present
Rich Wenzl: Present
Steven Whitney: Present

Also in attendance is Ken Tharman superintendent. and Amber Brown Board Clerk.

I. Call to Order

II. Adoption of Agenda

I recommend the board approve the agenda as presented. This motion, made by Shanna Hammond and seconded by Steven Whitney, Carried.

Shanna Hammond: Yea
Christopher Rogers: Absent
Laquita Smith: Absent
Hilary Van Patten: Yea
Rich Wenzl: Yea
Steven Whitney: Yea

Yea: 4, Nay: 0, Absent: 2

III. Approval of Minutes

I recommend the board approve the June and Special June minutes as presented. This motion, made by Steven Whitney and seconded by Rich Wenzl, Carried.

Shanna Hammond: Yea
Christopher Rogers: Absent
Laquita Smith: Absent
Hilary Van Patten: Yea
Rich Wenzl: Yea
Steven Whitney: Yea

Yea: 4, Nay: 0, Absent: 2

IV. Approval of Bills

I recommend the board approve the bills as presented. This motion, made by Rich Wenzl and seconded by Steven Whitney, Carried.

Shanna Hammond: Yea
Christopher Rogers: Absent
Laquita Smith: Absent



NORTHERN VALLEY SCHOOLS USD 212

DISTRICT OFFICE
512 WEST BRYANT PO BOX 217
ALMENA KS 67622



ALMENA

PHONE (785) 669-2445

LONG ISLAND

Hilary Van Patten: Yea
Rich Wenzl: Yea
Steven Whitney: Yea

Yea: 4, Nay: 0, Absent: 2

V. Hearing of Visitors

VI. Old Business

A. Faculty and Staff Handbook

Mr. Tharman reviewed the edits that had been made; mostly dates and personnel. I recommend the board approve the Faculty & Staff Handbook as presented. This motion, made by Shanna Hammond and seconded by Steven Whitney, Carried.

Shanna Hammond: Yea

Christopher Rogers: Absent

Laquita Smith: Absent

Hilary Van Patten: Yea

Rich Wenzl: Yea

Steven Whitney: Yea

Yea: 4, Nay: 0, Absent: 2

B. Summer Work Update

Mr. Tharman reviewed the summer work projects: Norton Corrections finished up the tile floors (they look amazing) / Carpet One will be here on the 19th for the project in Long Island / LI kitchen cabinets are done / Almena classrooms and carpets are cleaned / GS gym repainted / Korey Cyr did a great job on gym doors, ag shop doors, and boiler room doors in addition to the A/C sealing and securing. A busy summer ... and we are not quite done yet.

C. Accreditation Notification

The school received the official certificate of accreditation. Amber has placed it in a frame for display. A continued thank you to all of those that have helped along this five - year process. We begin the next five - year cycle now.

D. Building Needs Assessment

The board reviewed the DLT's (District Leadership Team's) building needs assessment that was prepared. The board will use this document and the assessment scores in conjunction with the budget proposal.

VII. New Business

A. Mileage Rate

The state has raised the mileage reimbursement rate to 58.5 cents per mile.

B. Consent Calendar

The items contained in the consent calendar are approved yearly. The minimum meal prices have not been set yet, so the local rates have not been set. The board requested to have vendors contacted about price increases to help determine the need for possible increases in breakfast and lunch prices. This year, the schools are going back to charging for meals, unless individuals qualify for free meals. Those applications will be posted once available. I recommend the board approve the Consent Calendar as presented. This motion, made by Steven Whitney and seconded by Rich Wenzl, Carried.



NORTHERN VALLEY SCHOOLS USD 212

DISTRICT OFFICE
512 WEST BRYANT PO BOX 217
ALMENA KS 67622



ALMENA

PHONE (785) 669-2445

LONG ISLAND

Shanna
Hammond: Yea

Christopher
Rogers: Absent

Laquita
Smith: Absent

Hilary Van
Patten: Yea

Rich
Wenzl: Yea

Steven
Whitney: Yea

Yea: 4, Nay: 0, Absent: 2

C. Appointments: Professional Development, KASB Governmental Relations, Negotiations, and NCKSEC Intetlocal #636

I make a motion to have board members retain the current positions: Mrs. Hammond on the Professional Development committee, Mr. Wenzl on the KASB Government Relations committee, Mrs. Van Patten Mr. Whitney, and Mrs. Smith on the Negotiations committee, Mr. Rogers on the NCKSEC Representative and to add to the Negotiations committee. This motion, made by Rich Wenzl and seconded by Shanna Hammond, Carried.

Shanna
Hammond: Yea

Christopher
Rogers: Absent

Laquita
Smith: Absent

Hilary Van
Patten: Yea

Rich
Wenzl: Yea

Steven
Whitney: Yea

Yea: 4, Nay: 0, Absent: 2

D. Revenue Neutral Rate

Mr. Tharman has completed the budget and will be taking it to Topeka for review. He does not think there is a need to exceed the Revenue Neutral Rate set by the county, but he will verify with the state. If needed, there is still time to meet the deadlines.

E. Long Island School Zone

Mr. Tharman had been asked to write a letter of support of the speed bumps in Long Island back in March. He agreed to do so and submitted it to the city council. Mr. Tharman took the position of supporting to keep the speed bumps but offered to help support the purchase of digital speed detectors/signs also. Mr. Tharman was contacted with further discussion on the speed bumps and thought it best to get the board's feedback on this topic. Those board members present were in agreement with the letter Mr. Tharman had sent to the Long Island city council.

VIII. Personnel

A. Staffing



NORTHERN VALLEY SCHOOLS USD 212

DISTRICT OFFICE
512 WEST BRYANT PO BOX 217
ALMENA KS 67622



ALMENA

PHONE (785) 669-2445

LONG ISLAND

I recommend the board go into executive session to discuss nonelected personnel to protect the privacy interests of the individual to be discussed, retaining Mr. Gebhard and Mr. Tharman and returning to open session in this room at 7:27 pm. This motion, made by Shanna Hammond and seconded by Rich Wenzl, Carried.

Shanna
Hammond: Yea

Christopher
Rogers: Absent

Laquita
Smith: Absent

Hilary Van
Patten: Yea

Rich
Wenzl: Yea

Steven
Whitney: Yea

Yea: 4, Nay: 0, Absent: 2

At 7:27 pm the meeting returned to open session, no action taken.

IX. Administrative Reports

A. Superintendent / 9-12 Principal Report

Mr. Tharman has a meeting in Topeka on Friday, July 15th / DLT meeting on July 20th / Training in Hays on July 27th / Enrollment is August 4th & 5th / Board meeting on August 8th. Summer is winding down fast.

B. K-8 Principal Report

X. Reports of Board Members

XI. Adjournment

I make a motion to adjourn the meeting. This motion, made by Steven Whitney and seconded by Shanna Hammond, Carried.

Shanna
Hammond: Yea

Christopher
Rogers: Absent

Laquita Smith: Absent

Hilary Van
Patten: Yea

Rich Wenzl: Yea

Steven Whitney: Yea

Yea: 4, Nay: 0, Absent: 2

USD 212

Check Listing Report

Accounting Cycle: FY 22-23; Begin Date: 07/14/2022; End Date: 08/05/2022; Bank: [All]; Sort By Element: FUND; Account Expression: [All]; Created On: 8/5/2022 9:36:15 AM

Voucher Number	Bank Name	Account Number	Check Number
Necessary bills 7/29/2022.	First National Bank & Trust	003174	63598
Vendor	PO Number	Invoice #	Account Code
Department of Treasury	23-1858	072822	06-2300-220-00-00
Sub Total			
Voucher Number	Bank Name	Account Number	Check Number
Necessary bills 7/29/2022.	First National Bank & Trust	003174	63599
Vendor	PO Number	Invoice #	Account Code
Harvie Herrington	23-1886	072922	06-2300-890-00-00
Sub Total			
Voucher Number	Bank Name	Account Number	Check Number
Necessary bills 7/29/2022.	First National Bank & Trust	003174	63600
Vendor	PO Number	Invoice #	Account Code
Hinklel Termite and Pest Control	23-1887	70042	08-2600-425-00-00
Hinklel Termite and Pest Control	23-1888	70043	08-2600-425-00-00
Sub Total			
Voucher Number	Bank Name	Account Number	Check Number
Necessary bills 7/29/2022.	First National Bank & Trust	003174	63601
Vendor	PO Number	Invoice #	Account Code
Hudl	23-1885	INV01342320	08-3400-890-01-01
Sub Total			
Voucher Number	Bank Name	Account Number	Check Number
Cash for enrollment 8/2/22.	First National Bank & Trust	003174	63611
Vendor	PO Number	Invoice #	Account Code
First National Bank & Trust	23-1889	080222	55-1000-644-00-00
Sub Total			
Voucher Number	Bank Name	Account Number	Check Number
Bills for August Board Meeting.	First National Bank & Trust	003174	63621
Vendor	PO Number	Invoice #	Account Code
AFPLANSERV	23-1901	22063063020	06-2300-300-00-00
Sub Total			

Voucher Number	Bank Name	Account Number	Check Number
Bills for August Board Meeting.	First National Bank & Trust	003174	63622
Vendor	PO Number	Invoice #	Account Code
Almena Market Inc.	23-1891	080322	08-2600-610-00-01
Sub Total			
Voucher Number	Bank Name	Account Number	Check Number
Bills for August Board Meeting.	First National Bank & Trust	003174	63623
Vendor	PO Number	Invoice #	Account Code
Amber Brown	23-1851	080322	06-2300-890-00-01
Sub Total			
Voucher Number	Bank Name	Account Number	Check Number
Bills for August Board Meeting.	First National Bank & Trust	003174	63624
Vendor	PO Number	Invoice #	Account Code
Carpet One	23-1864	080322	16-1000-700-03-00
Sub Total			
Voucher Number	Bank Name	Account Number	Check Number
Bills for August Board Meeting.	First National Bank & Trust	003174	63625
Vendor	PO Number	Invoice #	Account Code
City Of Almena	23-1894	080322	08-2600-411-01-00
City Of Almena	23-1894	080322	08-2600-411-02-00
City Of Almena	23-1894	080322	08-2600-412-01-00
City Of Almena	23-1894	080322	08-2600-412-02-00
City Of Almena	23-1894	080322	08-2600-421-01-00
City Of Almena	23-1894	080322	34-2600-411-00-00
Sub Total			
Voucher Number	Bank Name	Account Number	Check Number
Bills for August Board Meeting.	First National Bank & Trust	003174	63626
Vendor	PO Number	Invoice #	Account Code
City Of Long Island	23-1879	080322	08-2600-411-03-00
City Of Long Island	23-1879	080322	08-2600-412-03-00
City Of Long Island	23-1879	080322	08-2600-421-03-00
Sub Total			
Voucher Number	Bank Name	Account Number	Check Number
Bills for August Board Meeting.	First National Bank & Trust	003174	63627
Vendor	PO Number	Invoice #	Account Code
ComplianceOne	23-1859	294407	06-2720-890-00-17
Sub Total			

Voucher Number	Bank Name	Account Number	Check Number
Bills for August Board Meeting.	First National Bank & Trust	003174	63628
Vendor	PO Number	Invoice #	Account Code
Compton Plumbing	23-1871	778643 778628	08-2600-430-00-01
Compton Plumbing	23-1871	778643 778628	08-2600-430-00-02
Sub Total			
Voucher Number	Bank Name	Account Number	Check Number
Bills for August Board Meeting.	First National Bank & Trust	003174	63629
Vendor	PO Number	Invoice #	Account Code
Dealers First Financial L.L.C.	23-1869	169717 169718	16-1000-700-02-00
Dealers First Financial L.L.C.	23-1869	169717 169718	16-1000-700-03-00
Sub Total			
Voucher Number	Bank Name	Account Number	Check Number
Bills for August Board Meeting.	First National Bank & Trust	003174	63630
Vendor	PO Number	Invoice #	Account Code
Dr. Regina Platt	23-1916	080322	26-2200-300-00-00
Sub Total			
Voucher Number	Bank Name	Account Number	Check Number
Bills for August Board Meeting.	First National Bank & Trust	003174	63631
Vendor	PO Number	Invoice #	Account Code
Endzone Sports & Office Supply	23-1895	080322	06-2400-890-00-00
Sub Total			
Voucher Number	Bank Name	Account Number	Check Number
Bills for August Board Meeting.	First National Bank & Trust	003174	63632
Vendor	PO Number	Invoice #	Account Code
Gerald Speer	23-1913	080322	08-2600-430-00-01
Sub Total			
Voucher Number	Bank Name	Account Number	Check Number
Bills for August Board Meeting.	First National Bank & Trust	003174	63633
Vendor	PO Number	Invoice #	Account Code
Hinklel Termite and Pest Control	23-1904	080322	08-2600-425-00-00
Sub Total			
Voucher Number	Bank Name	Account Number	Check Number
Bills for August Board Meeting.	First National Bank & Trust	003174	63634
Vendor	PO Number	Invoice #	Account Code
Hobart	23-1915	VB62739	08-2600-430-00-01
Sub Total			

Voucher Number	Bank Name	Account Number	Check Number
Bills for August Board Meeting.	First National Bank & Trust	003174	63635
Vendor	PO Number	Invoice #	Account Code
Hop-A-Long IT Services	23-1870	1163	08-1000-300-00-00
Hop-A-Long IT Services	23-1877	1154	16-1000-700-03-00
Sub Total			
Voucher Number	Bank Name	Account Number	Check Number
Bills for August Board Meeting.	First National Bank & Trust	003174	63636
Vendor	PO Number	Invoice #	Account Code
HTMC	23-1898	080322	06-2300-590-00-02
Sub Total			
Voucher Number	Bank Name	Account Number	Check Number
Bills for August Board Meeting.	First National Bank & Trust	003174	63637
Vendor	PO Number	Invoice #	Account Code
Jamboree Foods	23-1892	080322	06-2300-890-00-00
Sub Total			
Voucher Number	Bank Name	Account Number	Check Number
Bills for August Board Meeting.	First National Bank & Trust	003174	63638
Vendor	PO Number	Invoice #	Account Code
Kansas Board Solutions, Inc.	23-1893	1005	06-2300-810-00-02
Sub Total			
Voucher Number	Bank Name	Account Number	Check Number
Bills for August Board Meeting.	First National Bank & Trust	003174	63639
Vendor	PO Number	Invoice #	Account Code
Ken Tharman	23-1865	080322	06-2300-890-00-01
Sub Total			
Voucher Number	Bank Name	Account Number	Check Number
Bills for August Board Meeting.	First National Bank & Trust	003174	63640
Vendor	PO Number	Invoice #	Account Code
Kowpoke Supply	23-1890	080322	08-2600-430-00-01
Sub Total			
Voucher Number	Bank Name	Account Number	Check Number
Bills for August Board Meeting.	First National Bank & Trust	003174	63641
Vendor	PO Number	Invoice #	Account Code
Lou's Sporting Goods	23-1874	APC744719-AX07	06-1000-890-03-01
Lou's Sporting Goods	23-1866	APC744732-AX04	08-3400-890-01-01

Lou's Sporting Goods	23-1875	APC744734-AX03	08-3400-890-01-01
Lou's Sporting Goods	23-1876	APC744735-AX03	08-3400-890-01-01
Lou's Sporting Goods	23-1881	ATE746617-AX01	08-3400-890-01-01
Sub Total			
Voucher Number	Bank Name	Account Number	Check Number
Bills for August Board Meeting.	First National Bank & Trust	003174	63642
Vendor	PO Number	Invoice #	Account Code
Matheson Tri-Gas Inc.	23-1860	51978077	34-1000-610-00-01
Sub Total			
Voucher Number	Bank Name	Account Number	Check Number
Bills for August Board Meeting.	First National Bank & Trust	003174	63643
Vendor	PO Number	Invoice #	Account Code
McGraw Hill School Education Holdings, LLC	23-1855	123388690001	06-1000-610-02-02
Sub Total			
Voucher Number	Bank Name	Account Number	Check Number
Bills for August Board Meeting.	First National Bank & Trust	003174	63644
Vendor	PO Number	Invoice #	Account Code
McGraw-Hill School Education	23-1853	123407566001	06-1000-610-02-04
McGraw-Hill School Education	23-1854	123388817001	06-1000-610-02-01
McGraw-Hill School Education	23-1856	123388689001	06-1000-610-02-03
McGraw-Hill School Education	23-1857	123393209001	06-1000-610-03-01
Sub Total			
Voucher Number	Bank Name	Account Number	Check Number
Bills for August Board Meeting.	First National Bank & Trust	003174	63645
Vendor	PO Number	Invoice #	Account Code
Midwest Energy	23-1882	080322	06-2600-621-01-00
Midwest Energy	23-1882	080322	06-2600-621-02-00
Midwest Energy	23-1882	080322	06-2600-621-03-00
Midwest Energy	23-1882	080322	34-2600-621-00-00
Sub Total			
Voucher Number	Bank Name	Account Number	Check Number
Bills for August Board Meeting.	First National Bank & Trust	003174	63646
Vendor	PO Number	Invoice #	Account Code
Nex-Tech (Nex-Tech)	23-1902	080322	06-2300-532-00-00
Nex-Tech (Nex-Tech)	23-1902	080322	06-2300-532-00-01
Nex-Tech (Nex-Tech)	23-1902	080322	06-2400-532-00-00
Nex-Tech (Nex-Tech)	23-1902	080322	06-2400-532-00-01
Nex-Tech (Nex-Tech)	23-1902	080322	06-2400-532-00-02
Sub Total			

Voucher Number	Bank Name	Account Number	Check Number
Bills for August Board Meeting.	First National Bank & Trust	003174	63647
Vendor	PO Number	Invoice #	Account Code
Nex-Tech Wireless, LLC	23-1867	9178109	06-2720-890-00-17
Sub Total			
Voucher Number	Bank Name	Account Number	Check Number
Bills for August Board Meeting.	First National Bank & Trust	003174	63648
Vendor	PO Number	Invoice #	Account Code
Norton Homestore	23-1862	080322	08-2600-700-00-00
Sub Total			
Voucher Number	Bank Name	Account Number	Check Number
Bills for August Board Meeting.	First National Bank & Trust	003174	63649
Vendor	PO Number	Invoice #	Account Code
Norton Telegram	23-1896	080322	06-2300-590-00-02
Sub Total			
Voucher Number	Bank Name	Account Number	Check Number
Bills for August Board Meeting.	First National Bank & Trust	003174	63650
Vendor	PO Number	Invoice #	Account Code
Phillips County Review	23-1873	080322	06-2300-590-00-02
Sub Total			
Voucher Number	Bank Name	Account Number	Check Number
Bills for August Board Meeting.	First National Bank & Trust	003174	63651
Vendor	PO Number	Invoice #	Account Code
Pitney Bowes	23-1897	080322	06-2300-590-00-01
Sub Total			
Voucher Number	Bank Name	Account Number	Check Number
Bills for August Board Meeting.	First National Bank & Trust	003174	63652
Vendor	PO Number	Invoice #	Account Code
PowerSchool Group LLC	23-1910	INV316206	06-1000-590-00-00
Sub Total			
Voucher Number	Bank Name	Account Number	Check Number
Bills for August Board Meeting.	First National Bank & Trust	003174	63653
Vendor	PO Number	Invoice #	Account Code
Pulis Lock & Key	23-1911	11193	08-2600-300-00-01
Sub Total			
Voucher Number	Bank Name	Account Number	Check Number

Bills for August Board Meeting.	First National Bank & Trust	003174	63654
Vendor	PO Number	Invoice #	Account Code
Read Naturally	23-1917	25508	06-1000-610-03-03
Sub Total			
Voucher Number	Bank Name	Account Number	Check Number
Bills for August Board Meeting.	First National Bank & Trust	003174	63655
Vendor	PO Number	Invoice #	Account Code
Renaissance	23-1899	INV5258081	06-1000-590-00-00
Sub Total			
Voucher Number	Bank Name	Account Number	Check Number
Bills for August Board Meeting.	First National Bank & Trust	003174	63656
Vendor	PO Number	Invoice #	Account Code
Revival Lawn Care	23-1852	344956	08-2600-400-00-00
Sub Total			
Voucher Number	Bank Name	Account Number	Check Number
Bills for August Board Meeting.	First National Bank & Trust	003174	63657
Vendor	PO Number	Invoice #	Account Code
Sawyer's Ace Hardware	23-1863	32222	08-2600-700-00-00
Sawyer's Ace Hardware	23-1872	31606	08-2600-430-00-01
Sawyer's Ace Hardware	23-1906	25659	08-2600-430-00-01
Sawyer's Ace Hardware	23-1907	32840	08-2600-430-00-01
Sub Total			
Voucher Number	Bank Name	Account Number	Check Number
Bills for August Board Meeting.	First National Bank & Trust	003174	63658
Vendor	PO Number	Invoice #	Account Code
Smoky Hill ESC	23-1905	23-00115 23-00116 23-00112	06-1000-590-00-00
Smoky Hill ESC	23-1905	23-00115 23-00116 23-00112	06-2720-890-00-17
Smoky Hill ESC	23-1868	23-00074	26-2200-501-00-00
Sub Total			
Voucher Number	Bank Name	Account Number	Check Number
Bills for August Board Meeting.	First National Bank & Trust	003174	63659
Vendor	PO Number	Invoice #	Account Code
The Hut in Long Island	23-1914	080322	06-2300-890-00-00
Sub Total			
Voucher Number	Bank Name	Account Number	Check Number
Bills for August Board Meeting.	First National Bank & Trust	003174	63660
Vendor	PO Number	Invoice #	Account Code
USA-Kansas	23-1900	080322	06-2300-810-00-00

USA-Kansas	23-1900	080322	06-2300-810-00-01
Sub Total			
Voucher Number	Bank Name	Account Number	Check Number
Bills for August Board Meeting.	First National Bank & Trust	003174	63661
Vendor	PO Number	Invoice #	Account Code
VISA (VISA1)	23-1912	080322	06-1000-610-00-01
VISA (VISA1)	23-1912	080322	06-1000-610-00-02
VISA (VISA1)	23-1912	080322	06-1000-610-01-03
VISA (VISA1)	23-1912	080322	06-1000-610-01-05
VISA (VISA1)	23-1912	080322	06-1000-610-01-09
VISA (VISA1)	23-1912	080322	06-1000-610-01-11
VISA (VISA1)	23-1912	080322	06-1000-610-02-01
VISA (VISA1)	23-1912	080322	06-1000-610-02-03
VISA (VISA1)	23-1912	080322	06-1000-610-02-04
VISA (VISA1)	23-1912	080322	06-1000-610-02-09
VISA (VISA1)	23-1912	080322	06-1000-610-03-01
VISA (VISA1)	23-1912	080322	06-1000-610-03-03
VISA (VISA1)	23-1912	080322	06-1000-890-01-01
VISA (VISA1)	23-1912	080322	06-1000-890-03-01
VISA (VISA1)	23-1912	080322	06-2200-640-01-00
VISA (VISA1)	23-1912	080322	06-2300-810-00-00
VISA (VISA1)	23-1912	080322	06-2300-890-00-00
VISA (VISA1)	23-1912	080322	06-2400-890-00-00
VISA (VISA1)	23-1912	080322	06-2720-626-00-15
VISA (VISA1)	23-1912	080322	07-1000-610-00-00
VISA (VISA1)	23-1912	080322	08-2600-430-00-01
VISA (VISA1)	23-1912	080322	08-2600-610-00-01
VISA (VISA1)	23-1912	080322	08-2600-700-00-00
VISA (VISA1)	23-1912	080322	08-2600-700-00-01
VISA (VISA1)	23-1912	080322	08-2600-700-00-02
VISA (VISA1)	23-1912	080322	24-3100-700-01-00
VISA (VISA1)	23-1912	080322	35-1000-610-01-14
Sub Total			
Grand Total			

Payee	Amount	Type
Department of Treasury	\$4,507.40	Accounts Payable
Description	Issue Date	Amount
Changes to December 31, 2021 Form 941.	07/29/2022	\$4,507.40
		\$4,507.40
Payee	Amount	Type
Harvie Herrington	\$1,250.00	Accounts Payable
Description	Issue Date	Amount
50% down payment for Guest Speaker on August 19	07/29/2022	\$1,250.00
		\$1,250.00
Payee	Amount	Type
Hinklel Termite and Pest Control	\$10,995.00	Accounts Payable
Description	Issue Date	Amount
Invoice ID 70042.	07/29/2022	\$7,400.00
Invoice ID 70043.	07/29/2022	\$3,595.00
		\$10,995.00
Payee	Amount	Type
Hudl	\$7,147.00	Accounts Payable
Description	Issue Date	Amount
Invoice number INV01342320.	07/29/2022	\$7,147.00
		\$7,147.00
Payee	Amount	Type
First National Bank & Trust	\$250.00	Accounts Payable
Description	Issue Date	Amount
Cash for enrollment.	08/02/2022	\$250.00
		\$250.00
Payee	Amount	Type
AFPLANSERV	\$16.00	Accounts Payable
Description	Issue Date	Amount
Invoice number 22063063020.	08/03/2022	\$16.00
		\$16.00

Payee	Amount	Type
Almena Market Inc.	\$20.20	Accounts Payable
Description	Issue Date	Amount
Charges for July.	08/03/2022	\$20.20
		\$20.20
Payee	Amount	Type
Amber Brown	\$27.50	Accounts Payable
Description	Issue Date	Amount
Mileage reimbursement for 7/13/22.	08/03/2022	\$27.50
		\$27.50
Payee	Amount	Type
Carpet One	\$4,930.00	Accounts Payable
Description	Issue Date	Amount
Carpet installation in 2nd floor of Long Island School.	08/03/2022	\$4,930.00
		\$4,930.00
Payee	Amount	Type
City Of Almena	\$884.50	Accounts Payable
Description	Issue Date	Amount
Read date 7/27/22.	08/03/2022	\$72.00
Read date 7/27/22.	08/03/2022	\$145.60
Read date 7/27/22.	08/03/2022	\$70.04
Read date 7/27/22.	08/03/2022	\$140.78
Read date 7/27/22.	08/03/2022	\$350.00
Read date 7/27/22.	08/03/2022	\$106.08
		\$884.50
Payee	Amount	Type
City Of Long Island	\$268.54	Accounts Payable
Description	Issue Date	Amount
Read date 7/1/2022.	08/03/2022	\$206.84
Read date 7/1/2022.	08/03/2022	\$40.70
Read date 7/1/2022.	08/03/2022	\$21.00
		\$268.54
Payee	Amount	Type
ComplianceOne	\$24.00	Accounts Payable
Description	Issue Date	Amount
Invoice number 294407.	08/03/2022	\$24.00
		\$24.00

Payee	Amount	Type
Compton Plumbing	\$713.00	Accounts Payable
Description	Issue Date	Amount
Invoice numbers 778643 and 778628.	08/03/2022	\$633.00
Invoice numbers 778643 and 778628.	08/03/2022	\$80.00
		\$713.00
Payee	Amount	Type
Dealers First Financial L.L.C.	\$455.00	Accounts Payable
Description	Issue Date	Amount
Invoice numbers 169717 and 169718.	08/03/2022	\$325.00
Invoice numbers 169717 and 169718.	08/03/2022	\$130.00
		\$455.00
Payee	Amount	Type
Dr. Regina Platt	\$2,000.00	Accounts Payable
Description	Issue Date	Amount
Payment for teacher's guest speaker on August 15.	08/03/2022	\$2,000.00
		\$2,000.00
Payee	Amount	Type
Endzone Sports & Office Supply	\$89.85	Accounts Payable
Description	Issue Date	Amount
Charges for July.	08/03/2022	\$89.85
		\$89.85
Payee	Amount	Type
Gerald Speer	\$58.24	Accounts Payable
Description	Issue Date	Amount
Reimbursement for floor tiles.	08/03/2022	\$58.24
		\$58.24
Payee	Amount	Type
Hinklel Termite and Pest Control	\$72.10	Accounts Payable
Description	Issue Date	Amount
Service date 7/25/22 in Almena.	08/03/2022	\$72.10
		\$72.10
Payee	Amount	Type
Hobart	\$546.00	Accounts Payable
Description	Issue Date	Amount
Invoice number VB62739.	08/03/2022	\$546.00
		\$546.00

Payee	Amount	Type
Hop-A-Long IT Services	\$686.48	Accounts Payable
Description	Issue Date	Amount
Invoice number 1163.	08/03/2022	\$186.48
Invoice number 1154.	08/03/2022	\$500.00
		\$686.48
Payee	Amount	Type
HTMC	\$294.00	Accounts Payable
Description	Issue Date	Amount
Statement date 7/28/22.	08/03/2022	\$294.00
		\$294.00
Payee	Amount	Type
Jamboree Foods	\$17.61	Accounts Payable
Description	Issue Date	Amount
Charges for July.	08/03/2022	\$17.61
		\$17.61
Payee	Amount	Type
Kansas Board Solutions, Inc.	\$1,875.00	Accounts Payable
Description	Issue Date	Amount
Invoice number 1005.	08/03/2022	\$1,875.00
		\$1,875.00
Payee	Amount	Type
Ken Tharman	\$300.69	Accounts Payable
Description	Issue Date	Amount
Mileage reimbursement for budget review in Topeka.	08/03/2022	\$300.69
		\$300.69
Payee	Amount	Type
Kowpoke Supply	\$332.66	Accounts Payable
Description	Issue Date	Amount
Charges for July.	08/03/2022	\$332.66
		\$332.66
Payee	Amount	Type
Lou's Sporting Goods	\$980.94	Accounts Payable
Description	Issue Date	Amount
Invoice number APC744719-AX07.	08/03/2022	\$68.03
Invoice number APC744732-AX04.	08/03/2022	\$317.47

Invoice number APC744734-AX03.	08/03/2022	\$342.59
Invoice number APC744735-AX03.	08/03/2022	\$192.34
Invoice number ATE746617-AX01.	08/03/2022	\$60.51
		\$980.94
Payee	Amount	Type
Matheson Tri-Gas Inc.	\$189.15	Accounts Payable
Description	Issue Date	Amount
Invoice number 51978077.	08/03/2022	\$189.15
		\$189.15
Payee	Amount	Type
McGraw Hill School Education Holdings, LLC	\$112.86	Accounts Payable
Description	Issue Date	Amount
Invoice number 123388690001.	08/03/2022	\$112.86
		\$112.86
Payee	Amount	Type
McGraw-Hill School Education	\$389.88	Accounts Payable
Description	Issue Date	Amount
Invoice number 123407566001.	08/03/2022	\$102.60
Invoice number 123388817001.	08/03/2022	\$82.08
Invoice number 123388689001.	08/03/2022	\$102.60
Invoice number 123393209001.	08/03/2022	\$102.60
		\$389.88
Payee	Amount	Type
Midwest Energy	\$313.79	Accounts Payable
Description	Issue Date	Amount
Bill date 7/6/2022.	08/03/2022	\$77.10
Bill date 7/6/2022.	08/03/2022	\$83.50
Bill date 7/6/2022.	08/03/2022	\$61.79
Bill date 7/6/2022.	08/03/2022	\$91.40
		\$313.79
Payee	Amount	Type
Nex-Tech (Nex-Tech)	\$1,660.00	Accounts Payable
Description	Issue Date	Amount
Bill date August 1, 2022.	08/03/2022	\$489.53
Bill date August 1, 2022.	08/03/2022	\$299.95
Bill date August 1, 2022.	08/03/2022	\$167.05
Bill date August 1, 2022.	08/03/2022	\$213.95
Bill date August 1, 2022.	08/03/2022	\$489.52
		\$1,660.00

Payee	Amount	Type
Nex-Tech Wireless, LLC	\$346.06	Accounts Payable
Description	Issue Date	Amount
Invoice number 9178109.	08/03/2022	\$346.06
		\$346.06
Payee	Amount	Type
Norton Homestore	\$41.28	Accounts Payable
Description	Issue Date	Amount
Statement date 7/20/2022.	08/03/2022	\$41.28
		\$41.28
Payee	Amount	Type
Norton Telegram	\$901.25	Accounts Payable
Description	Issue Date	Amount
Advertisements for May, June, and July.	08/03/2022	\$901.25
		\$901.25
Payee	Amount	Type
Phillips County Review	\$165.29	Accounts Payable
Description	Issue Date	Amount
Statement date 6/30/2022.	08/03/2022	\$165.29
		\$165.29
Payee	Amount	Type
Pitney Bowes	\$234.73	Accounts Payable
Description	Issue Date	Amount
Statement date 7/25/2022.	08/03/2022	\$234.73
		\$234.73
Payee	Amount	Type
PowerSchool Group LLC	\$4,005.93	Accounts Payable
Description	Issue Date	Amount
Invoice number INV316206.	08/03/2022	\$4,005.93
		\$4,005.93
Payee	Amount	Type
Pulis Lock & Key	\$828.00	Accounts Payable
Description	Issue Date	Amount
Invoice number 11193.	08/03/2022	\$828.00
		\$828.00
Payee	Amount	Type

Read Naturally	\$435.00	Accounts Payable
Description	Issue Date	Amount
Invoice number 25508.	08/03/2022	\$435.00
		\$435.00
Payee	Amount	Type
Renaissance	\$2,652.05	Accounts Payable
Description	Issue Date	Amount
Invoice number INV5258081.	08/03/2022	\$2,652.05
		\$2,652.05
Payee	Amount	Type
Revival Lawn Care	\$1,125.00	Accounts Payable
Description	Issue Date	Amount
Invoice number 344956.	08/03/2022	\$1,125.00
		\$1,125.00
Payee	Amount	Type
Sawyer's Ace Hardware	\$656.58	Accounts Payable
Description	Issue Date	Amount
Invoice number 32222.	08/03/2022	\$239.00
Invoice number 31606.	08/03/2022	\$63.55
Invoice number 25659.	08/03/2022	\$239.00
Invoice number 32840.	08/03/2022	\$115.03
		\$656.58
Payee	Amount	Type
Smoky Hill ESC	\$1,520.00	Accounts Payable
Description	Issue Date	Amount
Invoice numbers 23-00115, 23-00116, 23-00112.	08/03/2022	\$1,300.00
Invoice numbers 23-00115, 23-00116, 23-00112.	08/03/2022	\$200.00
Invoice number 23-00074.	08/03/2022	\$20.00
		\$1,520.00
Payee	Amount	Type
The Hut in Long Island	\$104.75	Accounts Payable
Description	Issue Date	Amount
Payment for 7/12/2022.	08/03/2022	\$104.75
		\$104.75
Payee	Amount	Type
USA-Kansas	\$610.00	Accounts Payable
Description	Issue Date	Amount
2022-2023 membership forms for Ken and Amber.	08/03/2022	\$485.00

2022-2023 membership forms for Ken and Amber.	08/03/2022	\$125.00
		\$610.00
Payee	Amount	Type
VISA (VISA1)	\$7,706.80	Accounts Payable
Description	Issue Date	Amount
Statement closing date July 22, 2022.	08/03/2022	\$74.48
Statement closing date July 22, 2022.	08/03/2022	\$804.16
Statement closing date July 22, 2022.	08/03/2022	\$85.00
Statement closing date July 22, 2022.	08/03/2022	\$119.00
Statement closing date July 22, 2022.	08/03/2022	\$430.26
Statement closing date July 22, 2022.	08/03/2022	\$118.11
Statement closing date July 22, 2022.	08/03/2022	\$220.95
Statement closing date July 22, 2022.	08/03/2022	\$100.00
Statement closing date July 22, 2022.	08/03/2022	\$325.64
Statement closing date July 22, 2022.	08/03/2022	\$1,256.97
Statement closing date July 22, 2022.	08/03/2022	\$267.36
Statement closing date July 22, 2022.	08/03/2022	\$85.30
Statement closing date July 22, 2022.	08/03/2022	\$216.96
Statement closing date July 22, 2022.	08/03/2022	\$264.38
Statement closing date July 22, 2022.	08/03/2022	\$26.88
Statement closing date July 22, 2022.	08/03/2022	\$194.62
Statement closing date July 22, 2022.	08/03/2022	\$1,046.98
Statement closing date July 22, 2022.	08/03/2022	\$119.59
Statement closing date July 22, 2022.	08/03/2022	\$98.41
Statement closing date July 22, 2022.	08/03/2022	\$29.87
Statement closing date July 22, 2022.	08/03/2022	\$228.09
Statement closing date July 22, 2022.	08/03/2022	\$167.70
Statement closing date July 22, 2022.	08/03/2022	\$173.58
Statement closing date July 22, 2022.	08/03/2022	\$783.94
Statement closing date July 22, 2022.	08/03/2022	\$69.84
Statement closing date July 22, 2022.	08/03/2022	\$55.99
Statement closing date July 22, 2022.	08/03/2022	\$342.74
		\$7,706.80
		\$62,740.11

USD 212

Check Listing Report

Accounting Cycle: FY 22-23; Begin Date: 07/14/2022; End Date: 08/05/2022; Bank: [All]; Sort By Element: FUND; Account Expression: [All]; Created On: 8/5/2022 9:36:16 AM

Check Date	Check Number	Payee	Type	Amount
07/29/2022	63598	Department of Treasury	Accounts Payable	\$4,507.40
07/29/2022	63599	Harvie Herrington	Accounts Payable	\$1,250.00
07/29/2022	63600	Hinklel Termite and Pest Control	Accounts Payable	\$10,995.00
07/29/2022	63601	Hudl	Accounts Payable	\$7,147.00
08/02/2022	63611	First National Bank & Trust	Accounts Payable	\$250.00
08/03/2022	63621	AFPLANSERV	Accounts Payable	\$16.00
08/03/2022	63622	Almena Market Inc.	Accounts Payable	\$20.20
08/03/2022	63623	Amber Brown	Accounts Payable	\$27.50
08/03/2022	63624	Carpet One	Accounts Payable	\$4,930.00
08/03/2022	63625	City Of Almena	Accounts Payable	\$884.50
08/03/2022	63626	City Of Long Island	Accounts Payable	\$268.54
08/03/2022	63627	ComplianceOne	Accounts Payable	\$24.00
08/03/2022	63628	Compton Plumbing	Accounts Payable	\$713.00
08/03/2022	63629	Dealers First Financial L.L.C.	Accounts Payable	\$455.00
08/03/2022	63630	Dr. Regina Platt	Accounts Payable	\$2,000.00
08/03/2022	63631	Endzone Sports & Office Supply	Accounts Payable	\$89.85
08/03/2022	63632	Gerald Speer	Accounts Payable	\$58.24
08/03/2022	63633	Hinklel Termite and Pest Control	Accounts Payable	\$72.10
08/03/2022	63634	Hobart	Accounts Payable	\$546.00
08/03/2022	63635	Hop-A-Long IT Services	Accounts Payable	\$686.48
08/03/2022	63636	HTMC	Accounts Payable	\$294.00
08/03/2022	63637	Jamboree Foods	Accounts Payable	\$17.61
08/03/2022	63638	Kansas Board Solutions, Inc.	Accounts Payable	\$1,875.00
08/03/2022	63639	Ken Tharman	Accounts Payable	\$300.69
08/03/2022	63640	Kowpoke Supply	Accounts Payable	\$332.66
08/03/2022	63641	Lou's Sporting Goods	Accounts Payable	\$980.94
08/03/2022	63642	Matheson Tri-Gas Inc.	Accounts Payable	\$189.15
08/03/2022	63643	McGraw Hill School Education Holdings, LLC	Accounts Payable	\$112.86
08/03/2022	63644	McGraw-Hill School Education	Accounts Payable	\$389.88
08/03/2022	63645	Midwest Energy	Accounts Payable	\$313.79
08/03/2022	63646	Nex-Tech (Nex-Tech)	Accounts Payable	\$1,660.00
08/03/2022	63647	Nex-Tech Wireless, LLC	Accounts Payable	\$346.06
08/03/2022	63648	Norton Homestore	Accounts Payable	\$41.28
08/03/2022	63649	Norton Telegram	Accounts Payable	\$901.25
08/03/2022	63650	Phillips County Review	Accounts Payable	\$165.29
08/03/2022	63651	Pitney Bowes	Accounts Payable	\$234.73
08/03/2022	63652	PowerSchool Group LLC	Accounts Payable	\$4,005.93

08/03/2022	63653	Pulis Lock & Key	Accounts Payable	\$828.00
08/03/2022	63654	Read Naturally	Accounts Payable	\$435.00
08/03/2022	63655	Renaissance	Accounts Payable	\$2,652.05
08/03/2022	63656	Revival Lawn Care	Accounts Payable	\$1,125.00
08/03/2022	63657	Sawyer's Ace Hardware	Accounts Payable	\$656.58
08/03/2022	63658	Smoky Hill ESC	Accounts Payable	\$1,520.00
08/03/2022	63659	The Hut in Long Island	Accounts Payable	\$104.75
08/03/2022	63660	USA-Kansas	Accounts Payable	\$610.00
08/03/2022	63661	VISA (VISA1)	Accounts Payable	\$7,706.80
Sub Total				\$62,740.11

USD 212

Check Listing Report

Accounting Cycle: FY 22-23; Begin Date: 07/14/2022; End Date: 08/05/2022; Bank: [All]; Sort By Element: FUND; Account Expression: [All]; Created On: 8/5/2022 9:36:16 AM

Check Date	Check Number	Payee	Description	Type
08/03/2022	63621	AFPLANSERV	Inv: 22063063020	Accounts Payable
08/03/2022	63622	Almena Market Inc.	Inv: 080322	Accounts Payable
08/03/2022	63623	Amber Brown	Inv: 080322	Accounts Payable
08/03/2022	63624	Carpet One	Inv: 080322	Accounts Payable
08/03/2022	63625	City Of Almena	Inv: 080322	Accounts Payable
08/03/2022	63626	City Of Long Island	Inv: 080322	Accounts Payable
08/03/2022	63627	ComplianceOne	Inv: 294407	Accounts Payable
08/03/2022	63628	Compton Plumbing	Inv: 778643 778628	Accounts Payable
08/03/2022	63629	Dealers First Financial L.L.C.	Inv: 169717 169718	Accounts Payable
07/29/2022	63598	Department of Treasury	Inv: 072822	Accounts Payable
08/03/2022	63630	Dr. Regina Platt	Inv: 080322	Accounts Payable
08/03/2022	63631	Endzone Sports & Office Supply	Inv: 080322	Accounts Payable
08/02/2022	63611	First National Bank & Trust	Inv: 080222	Accounts Payable
08/03/2022	63632	Gerald Speer	Inv: 080322	Accounts Payable
07/29/2022	63599	Harvie Herrington	Inv: 072922	Accounts Payable
07/29/2022	63600	Hinklel Termite and Pest Control	Inv: 70042	Accounts Payable
07/29/2022	63600	Hinklel Termite and Pest Control	Inv: 70043	Accounts Payable
08/03/2022	63633	Hinklel Termite and Pest Control	Inv: 080322	Accounts Payable
08/03/2022	63634	Hobart	Inv: VB62739	Accounts Payable
08/03/2022	63635	Hop-A-Long IT Services	Inv: 1154	Accounts Payable
08/03/2022	63635	Hop-A-Long IT Services	Inv: 1163	Accounts Payable
08/03/2022	63636	HTMC	Inv: 080322	Accounts Payable
07/29/2022	63601	Hudl	Inv: INV01342320	Accounts Payable
08/03/2022	63637	Jamboree Foods	Inv: 080322	Accounts Payable
08/03/2022	63638	Kansas Board Solutions, Inc.	Inv: 1005	Accounts Payable
08/03/2022	63639	Ken Tharman	Inv: 080322	Accounts Payable
08/03/2022	63640	Kowpoke Supply	Inv: 080322	Accounts Payable
08/03/2022	63641	Lou's Sporting Goods	Inv: APC744719-AX07	Accounts Payable
08/03/2022	63641	Lou's Sporting Goods	Inv: APC744732-AX04	Accounts Payable
08/03/2022	63641	Lou's Sporting Goods	Inv: APC744734-AX03	Accounts Payable
08/03/2022	63641	Lou's Sporting Goods	Inv: APC744735-AX03	Accounts Payable
08/03/2022	63641	Lou's Sporting Goods	Inv: ATE746617-AX01	Accounts Payable
08/03/2022	63642	Matheson Tri-Gas Inc.	Inv: 51978077	Accounts Payable
08/03/2022	63643	McGraw Hill School Education Holdings, LLC	Inv: 123388690001	Accounts Payable
08/03/2022	63644	McGraw-Hill School Education	Inv: 123388689001	Accounts Payable
08/03/2022	63644	McGraw-Hill School Education	Inv: 123388817001	Accounts Payable
08/03/2022	63644	McGraw-Hill School Education	Inv: 123393209001	Accounts Payable

08/03/2022	63644	McGraw-Hill School Education	Inv: 123407566001	Accounts Payable
08/03/2022	63645	Midwest Energy	Inv: 080322	Accounts Payable
08/03/2022	63646	Nex-Tech (Nex-Tech)	Inv: 080322	Accounts Payable
08/03/2022	63647	Nex-Tech Wireless, LLC	Inv: 9178109	Accounts Payable
08/03/2022	63648	Norton Homestore	Inv: 080322	Accounts Payable
08/03/2022	63649	Norton Telegram	Inv: 080322	Accounts Payable
08/03/2022	63650	Phillips County Review	Inv: 080322	Accounts Payable
08/03/2022	63651	Pitney Bowes	Inv: 080322	Accounts Payable
08/03/2022	63652	PowerSchool Group LLC	Inv: INV316206	Accounts Payable
08/03/2022	63653	Pulis Lock & Key	Inv: 11193	Accounts Payable
08/03/2022	63654	Read Naturally	Inv: 25508	Accounts Payable
08/03/2022	63655	Renaissance	Inv: INV5258081	Accounts Payable
08/03/2022	63656	Revival Lawn Care	Inv: 344956	Accounts Payable
08/03/2022	63657	Sawyer's Ace Hardware	Inv: 25659	Accounts Payable
08/03/2022	63657	Sawyer's Ace Hardware	Inv: 31606	Accounts Payable
08/03/2022	63657	Sawyer's Ace Hardware	Inv: 32222	Accounts Payable
08/03/2022	63657	Sawyer's Ace Hardware	Inv: 32840	Accounts Payable
08/03/2022	63658	Smoky Hill ESC	Inv: 23-00074	Accounts Payable
08/03/2022	63658	Smoky Hill ESC	Inv: 23-00115 23-00116 23-00112	Accounts Payable
08/03/2022	63659	The Hut in Long Island	Inv: 080322	Accounts Payable
08/03/2022	63660	USA-Kansas	Inv: 080322	Accounts Payable
08/03/2022	63661	VISA (VISA1)	Inv: 080322	Accounts Payable
Sub Total				

Amount
\$16.00
\$20.20
\$27.50
\$4,930.00
\$884.50
\$268.54
\$24.00
\$713.00
\$455.00
\$4,507.40
\$2,000.00
\$89.85
\$250.00
\$58.24
\$1,250.00
\$7,400.00
\$3,595.00
\$72.10
\$546.00
\$500.00
\$186.48
\$294.00
\$7,147.00
\$17.61
\$1,875.00
\$300.69
\$332.66
\$68.03
\$317.47
\$342.59
\$192.34
\$60.51
\$189.15
\$112.86
\$102.60
\$82.08
\$102.60

\$102.60
\$313.79
\$1,660.00
\$346.06
\$41.28
\$901.25
\$165.29
\$234.73
\$4,005.93
\$828.00
\$435.00
\$2,652.05
\$1,125.00
\$239.00
\$63.55
\$239.00
\$115.03
\$20.00
\$1,500.00
\$104.75
\$610.00
\$7,706.80
\$62,740.11

Current Cash Balance

Sorted by Site ID, Group ID, Activity ID.
From 07/01/2022 to 08/09/2022.

Site ID	Site Name	Beginning Cash	Receipts	Disbursements	Adjustments	Cash Balance
Group ID	Group Name					
Activity ID	Activity Name					
NVHS	Northern Valley High School					
A	ATHLETICS					
1010	HIGH SCHOOL ATHLETICS	788.92	571.00	0.00	0.00	1,359.92
A Totals:		788.92	571.00	0.00	0.00	1,359.92
B	CLUBS & ORGANIZATIONS					
2010	STUDENT COUNCIL	7,547.36	0.00	0.00	0.00	7,547.36
2020	KAY	3,017.08	0.00	2.87	0.00	3,014.21
2050	HUSKY MUSIC CLUB	1,924.33	0.00	0.00	0.00	1,924.33
2060	FFA	19,395.22	0.00	0.00	0.00	19,395.22
2070	SCHOLARS BOWL	88.77	0.00	0.00	0.00	88.77
2080	DANCE AND CHEER	5,369.76	0.00	654.52	0.00	4,715.24
2090	FORENSICS	1,450.36	0.00	0.00	0.00	1,450.36
3000	TECHNOLOGY CLUB	828.76	0.00	0.00	0.00	828.76
3010	FCCLA	66.10	0.00	0.00	0.00	66.10
3020	VOLLEYBALL CLUB	1,679.66	1,825.00	0.00	0.00	3,504.66
3050	Interactive Media	1,198.65	0.00	13.95	0.00	1,184.70
FA	FACS	0.00	0.00	0.00	0.00	0.00
B Totals:		42,566.05	1,825.00	671.34	0.00	43,719.71
C	GRADUATING CLASSES					
3114	CLASS OF 2014	2,838.60	0.00	0.00	0.00	2,838.60
3115	CLASS OF 2015	1,341.17	0.00	0.00	0.00	1,341.17
3116	CLASS OF 2016	27.50	0.00	0.00	0.00	27.50
3117	CLASS OF 2017	0.00	0.00	0.00	0.00	0.00
3118	CLASS OF 2018	0.00	0.00	0.00	0.00	0.00
3119	CLASS OF 2019	2,003.91	0.00	0.00	0.00	2,003.91
3120	CLASS OF 2020	0.00	0.00	0.00	0.00	0.00
3121	CLASS OF 2021	1,767.59	0.00	0.00	0.00	1,767.59
3122	CLASS OF 2022	102.65	0.00	0.00	0.00	102.65
3123	CLASS OF 2023-SENIORS	7,232.74	0.00	0.00	0.00	7,232.74
3124	CLASS OF 2024-JUNIORS	4,088.02	0.00	0.00	0.00	4,088.02
3126	CLASS OF 2026-FRESHMEN	0.00	98.00	0.00	0.00	98.00
C Totals:		19,402.18	98.00	0.00	0.00	19,500.18
D	DISTRICT MONIES					
4020	HIGH SCHOOL PETTY CASH	1,125.00	0.00	0.00	0.00	1,125.00
D Totals:		1,125.00	0.00	0.00	0.00	1,125.00
E	YEARBOOK					
7000	YEARBOOK	16,555.32	0.00	31.16	0.00	16,524.16
E Totals:		16,555.32	0.00	31.16	0.00	16,524.16

Current Cash Balance

Sorted by Site ID, Group ID, Activity ID.
From 07/01/2022 to 08/09/2022.

Site ID Group ID	Site Name Group Name	Activity ID	Activity Name	Beginning Cash	Receipts	Disbursements	Adjustments	Cash Balance
F	MISC							
	7030		GREENHOUSE	41.47	0.00	0.00	0.00	41.47
	7060		BOX TOPS FOR EDUCATION	2,564.33	0.00	0.00	0.00	2,564.33
	7102		Unknown revenue from 2016-2017	0.00	0.00	0.00	0.00	0.00
	8011		Interest Paid To Account	538.27	13.68	0.00	0.00	551.95
			F Totals:	3,144.07	13.68	0.00	0.00	3,157.75
G	SALES TAX							
	8010		SALES TAX	-85.65	0.00	-0.01	0.00	-85.64
			G Totals:	-85.65	0.00	-0.01	0.00	-85.64
			NVHS Activity Totals:	83,495.89	2,507.68	702.49	0.00	85,301.08

	Begin Balance	Transfers	Receipts	Disbursements	Adjustments	End Balance
NVHS Checking:			2,507.68	702.49		
NVHS Investment:						
NVHS Bank Balances:	83,495.89		2,507.68	702.49	0.00	85,301.08

	Report Activity Totals:	83,495.89	2,507.68	702.49	0.00	85,301.08
--	--------------------------------	------------------	-----------------	---------------	-------------	------------------

USD 212

Cash Summary Report

Accounting Cycle: FY 22-23; Beginning Period: Period 02 (08/01/2022 - 08/31/2022) ; Ending Period: Period 02 (08/01/2022 - 08/31/2022) ; Show Prior Year Expense/Encumbrance: Transactions after the Last Period: None; Exclude Closing Entries: No; Include Unposted Transactions: Yes; Created On: 8/8/2022 5:11:28 PM

Year						
Current						
Fund	Description	Beginning Balance	Revenue	Expenditure	Other	Ending Balance
06	GENERAL FUND	(\$9,973.75)	\$204.98	(\$51,589.73)	\$0.00	(\$61,358.50)
07	FEDERAL FUNDS	\$12,587.82	\$0.00	(\$4,795.12)	\$0.00	\$7,792.70
08	SUPPLEMENTAL GENERAL FUND	\$36,016.08	\$2,526.00	(\$8,891.57)	\$0.00	\$29,650.51
11	FOUR YEAR OLD AT RISK FUND	\$23,685.51	\$0.00	\$0.00	\$0.00	\$23,685.51
13	K-12 AT RISK FUND	\$12,408.52	\$0.00	(\$1,015.50)	\$0.00	\$11,393.02
16	CAPITAL OUTLAY	\$140,101.39	\$0.00	(\$6,345.00)	\$0.00	\$133,756.39
18	DRIVER TRAINING	\$3,941.77	\$0.00	\$0.00	\$0.00	\$3,941.77
24	FOOD SERVICE	\$21,335.00	\$96.50	(\$971.20)	\$0.00	\$20,460.30
26	PROFESSIONAL DEVELOPMENT FUND	\$7,030.35	\$0.00	(\$2,060.00)	\$0.00	\$4,970.35
30	SPECIAL EDUCATION	\$29,653.98	\$0.00	\$0.00	\$0.00	\$29,653.98
34	VOCATIONAL EDUCATION	\$15,771.42	\$0.00	(\$2,074.37)	\$0.00	\$13,697.05
35	GIFTS/GRANTS	\$29,283.39	\$50.00	(\$342.74)	\$0.00	\$28,990.65
51	KPERS RETIREMENT CONTRIBUTIONS	(\$158.93)	\$0.00	\$0.00	\$0.00	(\$158.93)
53	CONTINGENCY FUND	\$225,000.00	\$0.00	\$0.00	\$0.00	\$225,000.00
55	TEXTBOOK RENTAL	\$41,039.67	\$285.00	(\$250.00)	\$0.00	\$41,074.67
81	LIBRARY GRANT	\$911.02	\$0.00	\$0.00	\$0.00	\$911.02
85	KS COORDINATED SCHOOL HEALTH	\$1,958.14	\$0.00	\$0.00	\$0.00	\$1,958.14
Sub Total		\$590,591.38	\$3,162.48	(\$78,335.23)	\$0.00	\$515,418.63
Year						
Prior						
Fund	Description	Beginning Balance	Revenue	Expenditure	Other	Ending Balance
06	GENERAL FUND	\$0.00	\$0.00	\$0.00	\$0.00	\$0.00
08	SUPPLEMENTAL GENERAL FUND	\$0.00	\$0.00	\$0.00	\$0.00	\$0.00
Sub Total		\$0.00	\$0.00	\$0.00	\$0.00	\$0.00
Grand Total		\$590,591.38	\$3,162.48	(\$78,335.23)	\$0.00	\$515,418.63

Yes; Prior Year Ending Balance for Beginning Balance: Yes; Include

Encumbrances	Liabilities	Available
\$0.00	\$0.00	(\$61,358.50)
\$0.00	\$0.00	\$7,792.70
\$0.00	\$0.00	\$29,650.51
\$0.00	\$0.00	\$23,685.51
\$0.00	\$0.00	\$11,393.02
\$0.00	\$0.00	\$133,756.39
\$0.00	\$0.00	\$3,941.77
\$0.00	\$0.00	\$20,460.30
\$0.00	\$0.00	\$4,970.35
\$0.00	\$0.00	\$29,653.98
\$0.00	\$0.00	\$13,697.05
\$0.00	\$0.00	\$28,990.65
\$0.00	\$0.00	(\$158.93)
\$0.00	\$0.00	\$225,000.00
\$0.00	\$0.00	\$41,074.67
\$0.00	\$0.00	\$911.02
\$0.00	\$0.00	\$1,958.14
\$0.00	\$0.00	\$515,418.63
Encumbrances	Liabilities	Available
(\$287.16)	\$0.00	(\$287.16)
(\$27.90)	\$0.00	(\$27.90)
(\$315.06)	\$0.00	(\$315.06)
(\$315.06)	\$0.00	\$515,103.57

USD 212

Cash Summary Report

Accounting Cycle: FY 22-23; Beginning Period: Period 02 (08/01/2022 - 08/31/2022) ; Ending Period: Period 02 (08/01/2022 - 08/31/2022) ; Show Prior Year Expense/Encumbrance: Yes; Prior Year Ending Balance for Beginning Balance: Yes; Include Transactions after the Last Period: None; Exclude Closing Entries: No; Include Unposted Transactions: Yes; Created On: 8/8/2022 5:11:30 PM

Fund	Description	Liabilities (Beginning)	Liabilities (Ending)	Payments on PY Expense	Cash Journal Entries	Other Total
06	GENERAL FUND	\$0.00	\$0.00	\$0.00	\$0.00	\$0.00
07	FEDERAL FUNDS	\$0.00	\$0.00	\$0.00	\$0.00	\$0.00
08	SUPPLEMENTAL GENERAL FUND	\$0.00	\$0.00	\$0.00	\$0.00	\$0.00
13	K-12 AT RISK FUND	\$0.00	\$0.00	\$0.00	\$0.00	\$0.00
16	CAPITAL OUTLAY	\$0.00	\$0.00	\$0.00	\$0.00	\$0.00
24	FOOD SERVICE	\$0.00	\$0.00	\$0.00	\$0.00	\$0.00
26	PROFESSIONAL DEVELOPMENT FUND	\$0.00	\$0.00	\$0.00	\$0.00	\$0.00
34	VOCATIONAL EDUCATION	\$0.00	\$0.00	\$0.00	\$0.00	\$0.00
35	GIFTS/GRANTS	\$0.00	\$0.00	\$0.00	\$0.00	\$0.00
51	KPERS RETIREMENT CONTRIBUTIONS	\$0.00	\$0.00	\$0.00	\$0.00	\$0.00
55	TEXTBOOK RENTAL	\$0.00	\$0.00	\$0.00	\$0.00	\$0.00
Sub Total		\$0.00	\$0.00	\$0.00	\$0.00	\$0.00

USD 212

Check Listing Report

Accounting Cycle: FY 22-23; Begin Date: 08/07/2022; End Date: 08/08/2022; Bank: [All]; Sort By Element: FUND; Account Expression: [All]; Created On: 8/8/2022

Voucher Number	Bank Name	Account Number	Check Number
Extra Bills for August Board Mee	First National Bank & Trust	003174	63662
Vendor	PO Number	Invoice #	Account Code
Almena Lumber & Supply	23-1920	080822	06-2300-890-00-30
Almena Lumber & Supply	23-1920	080822	06-2720-626-00-04
Almena Lumber & Supply	23-1920	080822	06-2720-626-00-05
Almena Lumber & Supply	23-1920	080822	06-2720-626-00-15
Almena Lumber & Supply	23-1920	080822	06-2720-629-00-04
Almena Lumber & Supply	23-1920	080822	06-2720-629-00-05
Almena Lumber & Supply	23-1920	080822	06-2720-629-00-06
Almena Lumber & Supply	23-1920	080822	06-2720-629-00-10
Almena Lumber & Supply	23-1920	080822	06-2720-629-00-11
Almena Lumber & Supply	23-1920	080822	06-2720-629-00-12
Almena Lumber & Supply	23-1920	080822	06-2720-629-00-14
Almena Lumber & Supply	23-1920	080822	06-2720-629-00-15
Almena Lumber & Supply	23-1920	080822	06-2720-730-00-04
Almena Lumber & Supply	23-1920	080822	06-2720-730-00-05
Almena Lumber & Supply	23-1920	080822	06-2720-730-00-06
Almena Lumber & Supply	23-1920	080822	06-2720-730-00-10
Almena Lumber & Supply	23-1920	080822	06-2720-730-00-11
Almena Lumber & Supply	23-1920	080822	06-2720-730-00-12
Almena Lumber & Supply	23-1920	080822	06-2720-730-00-14
Almena Lumber & Supply	23-1920	080822	06-2720-730-00-15
Almena Lumber & Supply	23-1920	080822	06-2720-890-00-04
Almena Lumber & Supply	23-1920	080822	06-2720-890-00-05
Almena Lumber & Supply	23-1920	080822	06-2720-890-00-06
Almena Lumber & Supply	23-1920	080822	06-2720-890-00-10
Almena Lumber & Supply	23-1920	080822	06-2720-890-00-11
Almena Lumber & Supply	23-1920	080822	06-2720-890-00-12
Almena Lumber & Supply	23-1920	080822	06-2720-890-00-14
Almena Lumber & Supply	23-1920	080822	06-2720-890-00-15
Almena Lumber & Supply	23-1920	080822	06-2720-891-00-15
Sub Total			
Voucher Number	Bank Name	Account Number	Check Number
Extra Bills for August Board Mee	First National Bank & Trust	003174	63663
Vendor	PO Number	Invoice #	Account Code

ComplianceOne	23-1918	295395	06-2720-890-00-18
Sub Total			
Voucher Number	Bank Name	Account Number	Check Number
Extra Bills for August Board Mee	First National Bank & Trust	003174	63664
Vendor	PO Number	Invoice #	Account Code
Dealers First Financial L.L.C.	23-1923	170195	16-1000-700-01-00
Sub Total			
Voucher Number	Bank Name	Account Number	Check Number
Extra Bills for August Board Mee	First National Bank & Trust	003174	63665
Vendor	PO Number	Invoice #	Account Code
Ed Schurman	23-1926	080822	34-1000-300-00-00
Sub Total			
Voucher Number	Bank Name	Account Number	Check Number
Extra Bills for August Board Mee	First National Bank & Trust	003174	63666
Vendor	PO Number	Invoice #	Account Code
Emily Lowry	23-1925	080822	26-2200-502-00-00
Sub Total			
Voucher Number	Bank Name	Account Number	Check Number
Extra Bills for August Board Mee	First National Bank & Trust	003174	63667
Vendor	PO Number	Invoice #	Account Code
KANSAS STATE FIRE MARSHALL	23-1928	482203	08-2600-300-00-01
Sub Total			
Voucher Number	Bank Name	Account Number	Check Number
Extra Bills for August Board Mee	First National Bank & Trust	003174	63668
Vendor	PO Number	Invoice #	Account Code
Long Island Feed and Grain, LLC	23-1919	080822	06-2600-626-00-02
Sub Total			
Voucher Number	Bank Name	Account Number	Check Number
Extra Bills for August Board Mee	First National Bank & Trust	003174	63669
Vendor	PO Number	Invoice #	Account Code
Matheson Tri-Gas Inc.	23-1927	51991189	34-1000-610-00-01
Sub Total			
Voucher Number	Bank Name	Account Number	Check Number
Extra Bills for August Board Mee	First National Bank & Trust	003174	63670
Vendor	PO Number	Invoice #	Account Code
Northwestern Office Supplies	23-1922	080822	08-1000-610-01-11
Northwestern Office Supplies	23-1922	080822	08-1000-610-02-09

Northwestern Office Supplies	23-1922	080822	08-1000-610-03-09
Sub Total			
Voucher Number	Bank Name	Account Number	Check Number
Extra Bills for August Board Mee	First National Bank & Trust	003174	63671
Vendor	PO Number	Invoice #	Account Code
Norton Telegram, The	23-1924	080822	06-2300-590-00-02
Sub Total			
Voucher Number	Bank Name	Account Number	Check Number
Extra Bills for August Board Mee	First National Bank & Trust	003174	63672
Vendor	PO Number	Invoice #	Account Code
Ostmeyer Inc dba Culligan Soft Water Service	23-1921	080822	08-2600-411-02-00
Ostmeyer Inc dba Culligan Soft Water Service	23-1921	080822	08-2600-411-03-00
Sub Total			
Grand Total			

22 1:55:35 PM

Payee	Amount	Type
Almena Lumber & Supply	\$2,193.27	Accounts Payable
Description	Issue Date	Amount
Charges for July.	08/08/2022	\$272.62
Charges for July.	08/08/2022	\$66.30
Charges for July.	08/08/2022	\$73.00
Charges for July.	08/08/2022	\$72.02
Charges for July.	08/08/2022	\$51.41
Charges for July.	08/08/2022	\$70.81
Charges for July.	08/08/2022	\$51.41
Charges for July.	08/08/2022	\$59.02
Charges for July.	08/08/2022	\$117.72
Charges for July.	08/08/2022	\$59.02
Charges for July.	08/08/2022	\$59.07
Charges for July.	08/08/2022	\$70.81
Charges for July.	08/08/2022	\$52.50
Charges for July.	08/08/2022	\$53.50
Charges for July.	08/08/2022	\$53.50
Charges for July.	08/08/2022	\$54.50
Charges for July.	08/08/2022	\$104.50
Charges for July.	08/08/2022	\$54.50
Charges for July.	08/08/2022	\$53.50
Charges for July.	08/08/2022	\$53.50
Charges for July.	08/08/2022	\$2.00
Charges for July.	08/08/2022	\$13.72
Charges for July.	08/08/2022	\$15.27
Charges for July.	08/08/2022	\$32.00
Charges for July.	08/08/2022	\$6.00
Charges for July.	08/08/2022	\$33.00
Charges for July.	08/08/2022	\$126.07
Charges for July.	08/08/2022	\$10.00
Charges for July.	08/08/2022	\$452.00
		\$2,193.27
Payee	Amount	Type
ComplianceOne	\$28.00	Accounts Payable
Description	Issue Date	Amount

Invoice number 295395.	08/08/2022	\$28.00
		\$28.00
Payee	Amount	Type
Dealers First Financial L.L.C.	\$460.00	Accounts Payable
Description	Issue Date	Amount
Invoice number 170195.	08/08/2022	\$460.00
		\$460.00
Payee	Amount	Type
Ed Schurman	\$1,492.75	Accounts Payable
Description	Issue Date	Amount
Reimbursement for ALTC 801-VD, ALTC 800-VF.	08/08/2022	\$1,492.75
		\$1,492.75
Payee	Amount	Type
Emily Lowry	\$40.00	Accounts Payable
Description	Issue Date	Amount
Reimbursement for meals during coaches clinic.	08/08/2022	\$40.00
		\$40.00
Payee	Amount	Type
KANSAS STATE FIRE MARSHALL	\$360.00	Accounts Payable
Description	Issue Date	Amount
Invoice number 482203.	08/08/2022	\$360.00
		\$360.00
Payee	Amount	Type
Long Island Feed and Grain, LLC	\$138.01	Accounts Payable
Description	Issue Date	Amount
Charges for July.	08/08/2022	\$138.01
		\$138.01
Payee	Amount	Type
Matheson Tri-Gas Inc.	\$194.99	Accounts Payable
Description	Issue Date	Amount
Invoice number 51991189.	08/08/2022	\$194.99
		\$194.99
Payee	Amount	Type
Northwestern Office Supplies	\$519.26	Accounts Payable
Description	Issue Date	Amount
Statement date 8/1/2022.	08/08/2022	\$394.11
Statement date 8/1/2022.	08/08/2022	\$110.69

Statement date 8/1/2022.	08/08/2022	\$14.46
		\$519.26
Payee	Amount	Type
Norton Telegram, The	\$52.00	Accounts Payable
Description	Issue Date	Amount
One year subscription renewal.	08/08/2022	\$52.00
		\$52.00
Payee	Amount	Type
Ostmeyer Inc dba Culligan Soft Water Service	\$49.75	Accounts Payable
Description	Issue Date	Amount
Statement date 7/31/22. Both Almena and Long Island	08/08/2022	\$18.50
Statement date 7/31/22. Both Almena and Long Island	08/08/2022	\$31.25
		\$49.75
		\$5,528.03

USD 212

Check Listing Report

Accounting Cycle: FY 22-23; Begin Date: 08/07/2022; End Date: 08/08/2022; Bank: [All]; Sort By Element: FUND; Account Expression: [All]; Created On: 8/8/2022 1:55:35 PM

Check Date	Check Number	Payee	Type	Amount
08/08/2022	63662	Almena Lumber & Supply	Accounts Payable	\$2,193.27
08/08/2022	63663	ComplianceOne	Accounts Payable	\$28.00
08/08/2022	63664	Dealers First Financial L.L.C.	Accounts Payable	\$460.00
08/08/2022	63665	Ed Schurman	Accounts Payable	\$1,492.75
08/08/2022	63666	Emily Lowry	Accounts Payable	\$40.00
08/08/2022	63667	KANSAS STATE FIRE MARSHALL	Accounts Payable	\$360.00
08/08/2022	63668	Long Island Feed and Grain, LLC	Accounts Payable	\$138.01
08/08/2022	63669	Matheson Tri-Gas Inc.	Accounts Payable	\$194.99
08/08/2022	63670	Northwestern Office Supplies	Accounts Payable	\$519.26
08/08/2022	63671	Norton Telegram, The	Accounts Payable	\$52.00
08/08/2022	63672	Ostmeyer Inc dba Culligan Soft Water Service	Accounts Payable	\$49.75
Sub Total				\$5,528.03

USD 212

Check Listing Report

Accounting Cycle: FY 22-23; Begin Date: 08/07/2022; End Date: 08/08/2022; Bank: [All]; Sort By Element: FUND; Account Expression: [All]; Created On: 8/8/2022 1:55:35 PM

Check Date	Check Number	Payee	Description	Type	Amount
08/08/2022	63662	Almena Lumber & Supply	Inv: 080822	Accounts Payable	\$2,193.27
08/08/2022	63663	ComplianceOne	Inv: 295395	Accounts Payable	\$28.00
08/08/2022	63664	Dealers First Financial L.L.C.	Inv: 170195	Accounts Payable	\$460.00
08/08/2022	63665	Ed Schurman	Inv: 080822	Accounts Payable	\$1,492.75
08/08/2022	63666	Emily Lowry	Inv: 080822	Accounts Payable	\$40.00
08/08/2022	63667	KANSAS STATE FIRE MARSHALL	Inv: 482203	Accounts Payable	\$360.00
08/08/2022	63668	Long Island Feed and Grain, LLC	Inv: 080822	Accounts Payable	\$138.01
08/08/2022	63669	Matheson Tri-Gas Inc.	Inv: 51991189	Accounts Payable	\$194.99
08/08/2022	63670	Northwestern Office Supplies	Inv: 080822	Accounts Payable	\$519.26
08/08/2022	63671	Norton Telegram, The	Inv: 080822	Accounts Payable	\$52.00
08/08/2022	63672	Ostmeyer Inc dba Culligan Soft Water Service	Inv: 080822	Accounts Payable	\$49.75
Sub Total					\$5,528.03

DISTRICT REPORT: Northern Valley / #D0212

SUBJECT: English Language Arts

2021–2022

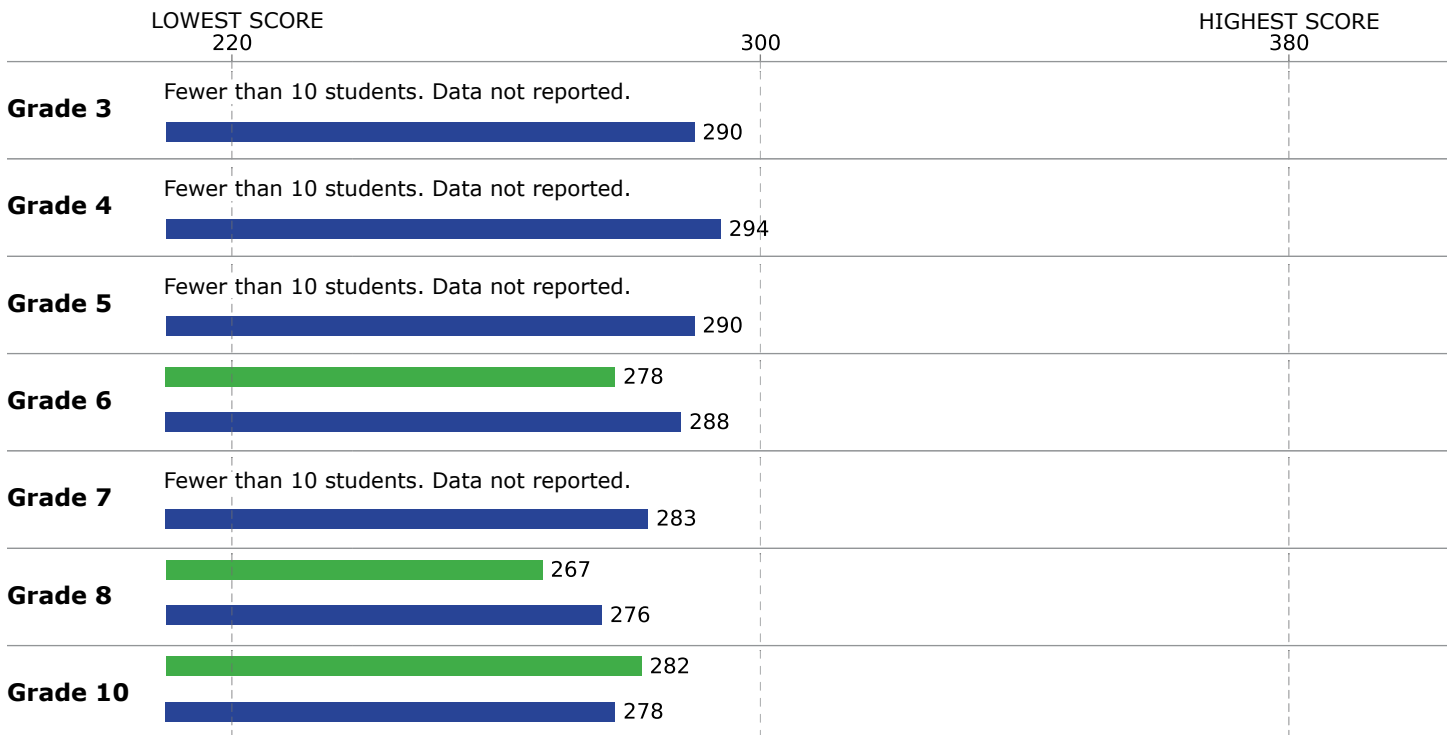


The KAP assessments measure students' understanding of the Kansas Standards at each grade. The English language arts assessment asks students to read and answer questions about literary passages, informational texts, and writing samples. Students demonstrate their knowledge and skills related to reading and writing by selecting the right answer and sorting, matching, labeling, and ordering information.

When interpreting KAP results, please take into consideration how the conditions for learning, which may have been disrupted by the pandemic, may influence performance.

Median District and State Performance

■ DISTRICT ■ STATE



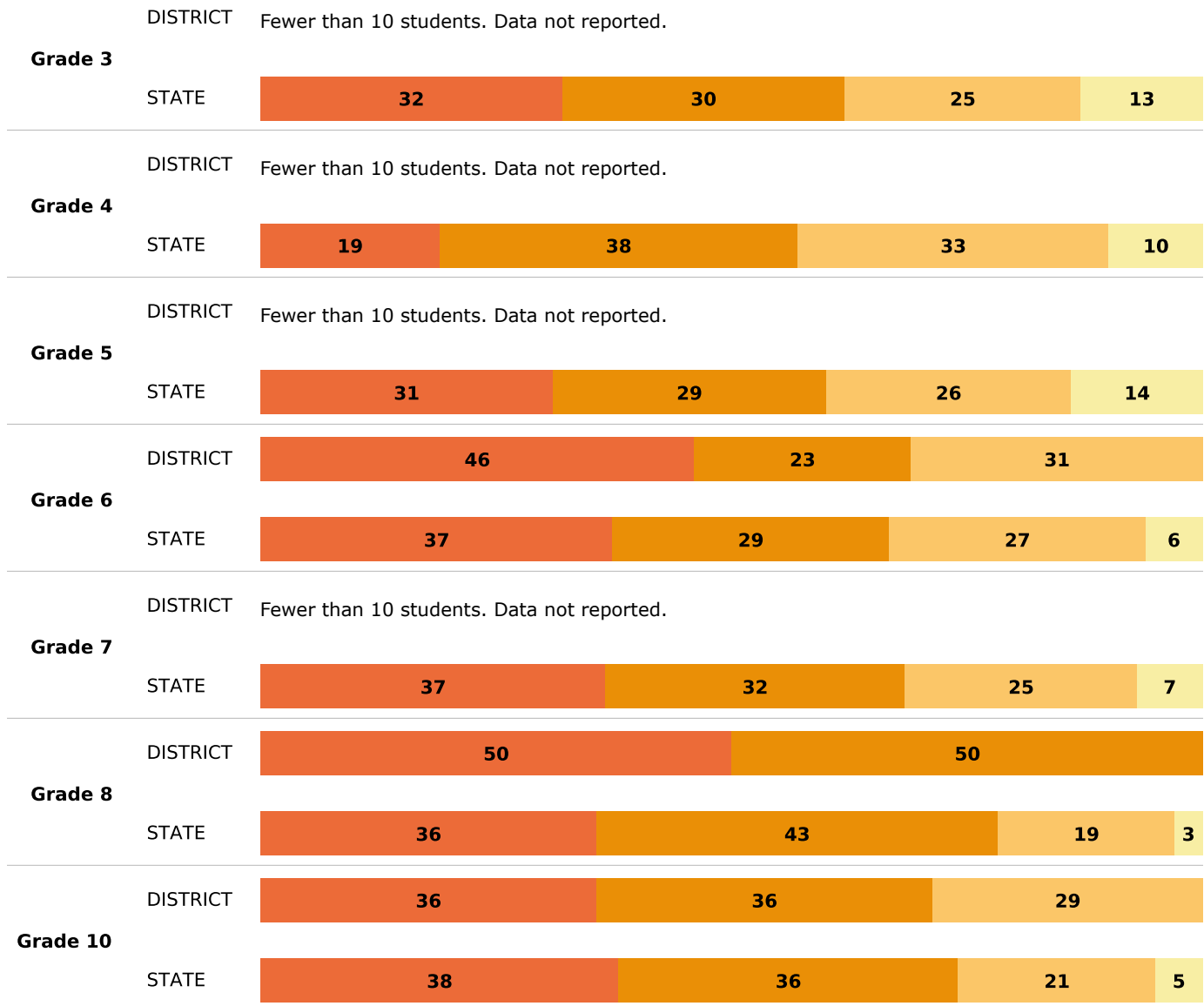
Standard error of measurement for this report:

Grade 3: District—N/A | State—0.2
Grade 4: District—N/A | State—0.2
Grade 5: District—N/A | State—0.2
Grade 6: District—8.9 | State—0.2
Grade 7: District—N/A | State—0.2
Grade 8: District—6.1 | State—0.2
Grade 10: District—8.2 | State—0.2

The standard error indicates how much a student's score might vary if the student took many equivalent versions of the test (tests with different items but covering the same knowledge and skills).

Percentage of Students in Each Performance Level, by Grade

■ Level 1
 ■ Level 2
 ■ Level 3
 ■ Level 4
Percentages may not add to 100% because of rounding.



Your District's Performance

+ Exceeds
 = Meets
 - Below
 ✘ Insufficient Data

Grade	3	4	5	6	7	8	10
OVERALL READING	✘	✘	✘	-	✘	-	-
Key Ideas & Details	✘	✘	✘	-	✘	-	-
Craft, Structure, & Language in Reading	✘	✘	✘	-	✘	-	-
OVERALL WRITING	✘	✘	✘	-	✘	-	-
Text Types and Purposes	✘	✘	✘	-	✘	-	-
Language in Writing	✘	✘	✘	=	✘	-	-

OVERALL READING

The reading portion requires students to read and analyze literary and informational texts and answer questions related to main ideas, text structure, language use, word meanings, and making and supporting conclusions.

Key Ideas & Details

These questions require students to read literary and informational texts and then determine central ideas, key events, and topics and identify and use supporting details and evidence.

Craft, Structure, & Language in Reading

These questions require students to read literary and informational texts and then analyze text structure, point of view, author's purpose, and language use and determine and analyze word meaning.

OVERALL WRITING

The writing portion requires students to read short writing samples and answer questions related to revising, editing, vocabulary, and language use.

Text Types and Purposes

These questions require students to revise provided texts by applying writing skills (including genre- and purpose-specific strategies), revising text into logical order, adding context and detail, and identifying words or phrases that strengthen the text.

Language in Writing

These questions require students to clarify messages in a variety of texts by following grade-appropriate grammar, capitalization, and punctuation rules.

Your District's Performance

+ Exceeds

In this area, your students typically performed better than students who received the minimum Level 3 score.

- Below

In this area, your students typically performed below students who received the minimum Level 3 score.

= Meets

In this area, your students typically performed as well as students who received the minimum Level 3 score.

✘ Insufficient Data

In this area, your students did not answer enough questions for accurate reporting.

Additional Resources

ACT Scoring To get an idea of how your high school student may perform on the ACT based on this KAP score, refer to this chart. For more information, go to ksassessments.org/act-scores .	Student's actual KAP grade 10 ELA score	Student's projected ACT Reading score	Student's projected ACT English score
	Level 1: 220–268	1–17	1–15
	Level 2: 269–299	17–23	15–22
	Level 3: 300–333	23–30	22–30
	Level 4: 334–380	30–36	30–36

To learn more about the Kansas Assessment Program and these score reports, visit the "For Families" page on ksassessments.org.
For information on the Kansas Standards, visit ksde.org.



DISTRICT REPORT: Northern Valley / #D0212

SUBJECT: Mathematics

2021–2022

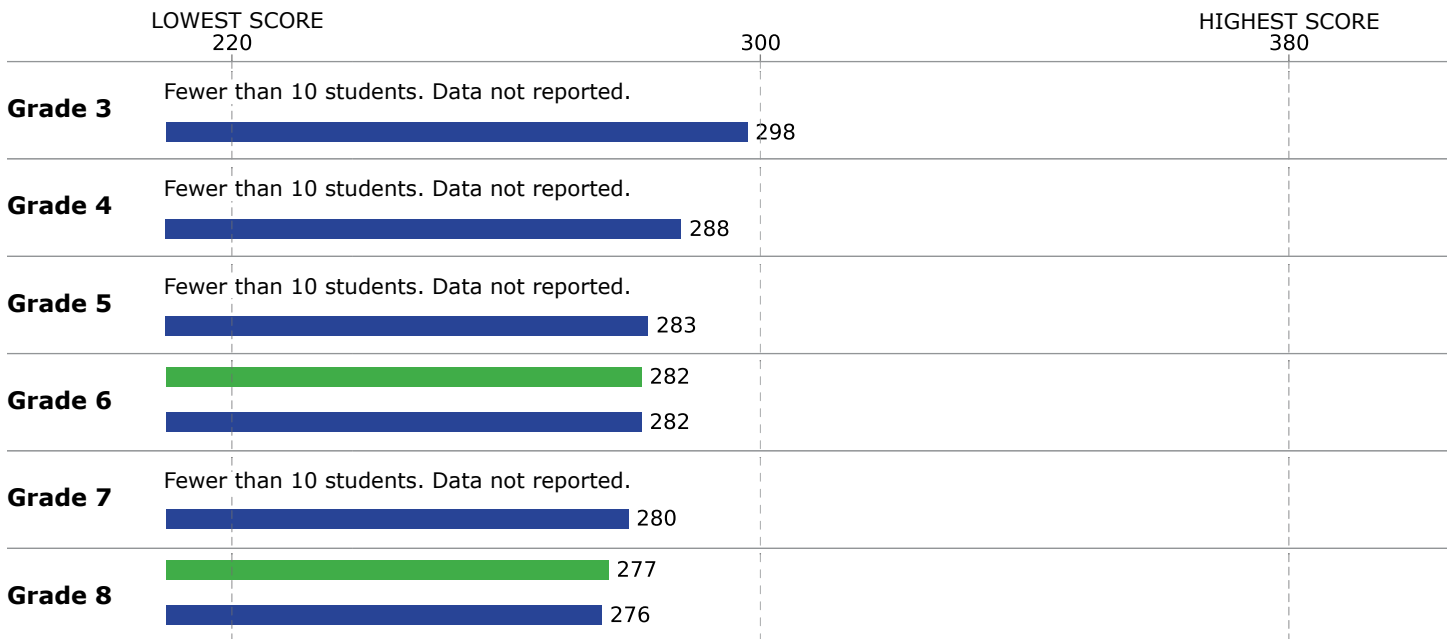


The KAP assessments measure students' understanding of the Kansas Standards at each grade. The math assessment asks students to answer computation questions and questions about data presented in word problems, equations, graphs, tables, and diagrams. Students may show what they know about mathematics by selecting or providing the right answer, sorting or ordering items, creating graphs, and labeling pictures.

When interpreting KAP results, please take into consideration how the conditions for learning, which may have been disrupted by the pandemic, may influence performance.

Median District and State Performance

■ DISTRICT ■ STATE



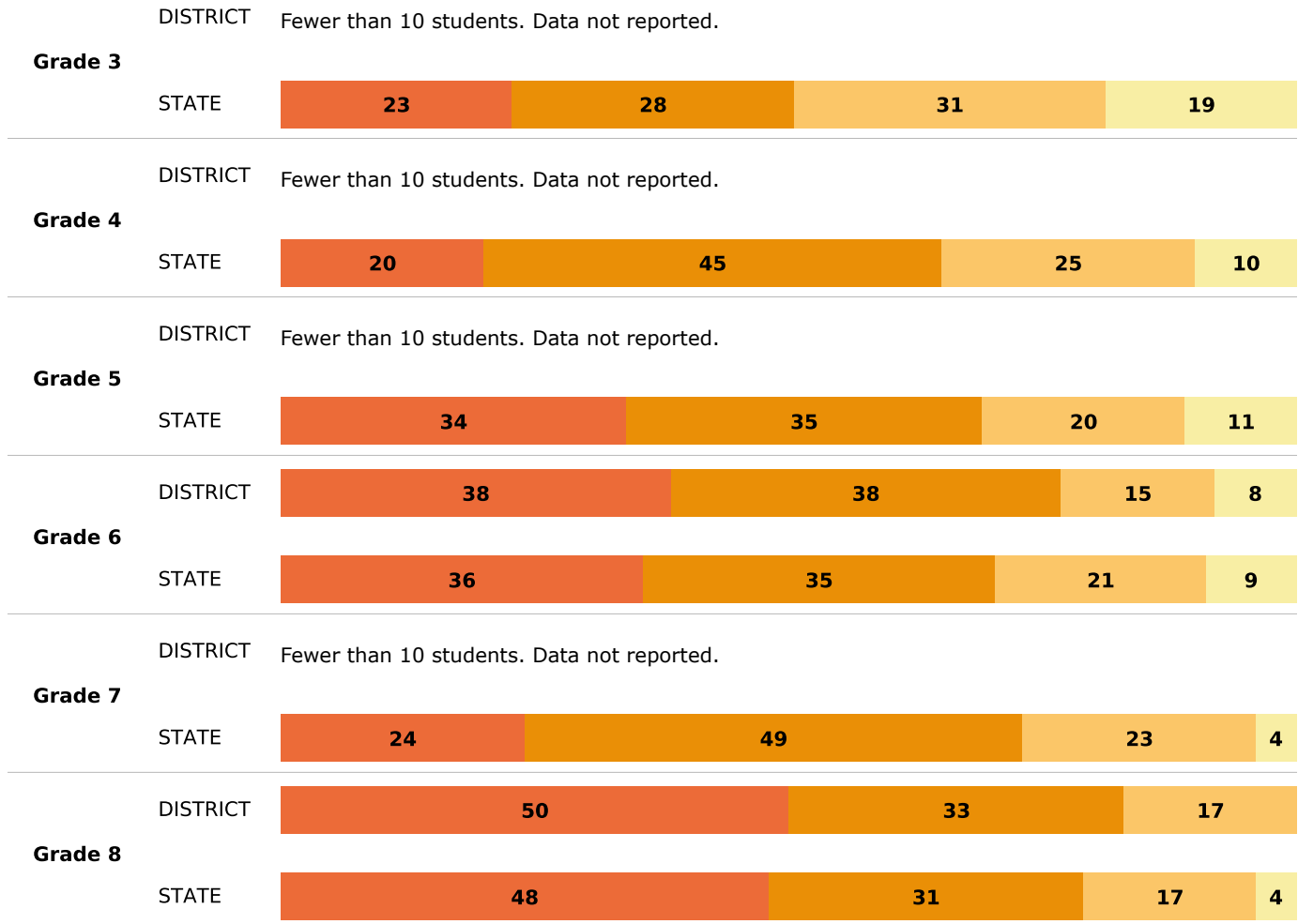
Standard error of measurement for this report:

Grade 3: District—N/A | State—0.2
Grade 4: District—N/A | State—0.2
Grade 5: District—N/A | State—0.2
Grade 6: District—8.6 | State—0.2
Grade 7: District—N/A | State—0.2
Grade 8: District—6.1 | State—0.2

The standard error indicates how much a student's score might vary if the student took many equivalent versions of the test (tests with different items but covering the same knowledge and skills).

Percentage of Students in Each Performance Level, by Grade

■ Level 1
 ■ Level 2
 ■ Level 3
 ■ Level 4
Percentages may not add to 100% because of rounding.



Your District's Performance

+ Exceeds
 = Meets
 - Below
 ✘ Insufficient Data

Grade	3	4	5	6	7	8
SKILLS AND CONCEPTS	✘	✘	✘	-	✘	-
Operations and Algebraic Thinking	✘	✘				
Number and Operations in Base Ten		✘	✘			
Number and Operations with Fractions	✘	✘	✘			
Measurement and Data	✘	✘	✘			
Ratios and Proportional Relationships				-	✘	
The Number System				=	✘	
Expressions and Equations				-	✘	-
Functions						-
Geometry	✘			-	✘	-
Statistics and Probability				-	✘	
STRATEGIC THINKING AND REASONING	✘	✘	✘	-	✘	-

SKILLS AND CONCEPTS

These questions require students to apply mathematical skills and concepts and interpret and carry out mathematical procedures with precision and fluency.

Operations and Algebraic Thinking

These questions require students to represent and solve problems with addition, subtraction, multiplication, and division; perform these operations with multidigit numbers; and explain patterns.

Number and Operations in Base Ten

These questions require students to demonstrate their understanding of place value by solving problems with multidigit numbers and decimals.

Number and Operations with Fractions

These questions require students to demonstrate their understanding that fractions represent parts of a whole, recognize that fractions can be written as decimals, and solve problems with fractions by applying their knowledge about working with whole numbers and decimals.

Measurement and Data

These questions require students to calculate time, volume, perimeter, area, and mass; measure angle size; convert measurements within a measurement system; represent and interpret measurement data; and use measurement skills to solve real-world problems.

Ratios and Proportional Relationships

These questions require students to use ratio reasoning and analyze proportional relationships to solve real-world and mathematical problems.

The Number System

These questions require students to divide fractions, find common factors and multiples, and perform operations with rational numbers.

Expressions and Equations

These questions require students to solve equations that have variables and exponents, analyze relationships between dependent and independent variables and between proportional relationships, and use equations to model relationships and solve real-world problems.

Functions

These questions require students to interpret, compare, and build functions to model real-world relationships.

Geometry

These questions require students to describe the features of geometric figures, compare figures, apply geometric theorems, and solve real-world problems by applying formulas to figures.

Statistics and Probability

These questions require students to compare and draw inferences from data sets and to calculate probability of simple and compound events.

STRATEGIC THINKING AND REASONING

These questions require students to solve complex problems using problem-solving strategies and mathematical tools; explain their reasoning, defend their answers, and critique the reasoning of others; and analyze complex, real-world situations to construct and use mathematical models to solve problems, and to interpret results in the context of a situation.

Your District's Performance **Exceeds**

In this area, your students typically performed better than students who received the minimum Level 3 score.

 **Below**

In this area, your students typically performed below students who received the minimum Level 3 score.

 **Meets**

In this area, your students typically performed as well as students who received the minimum Level 3 score.

 **Insufficient Data**

In this area, your students did not answer enough questions for accurate reporting.

Additional Resources

To learn more about the Kansas Assessment Program and these score reports, visit the "For Families" page on ksassessments.org.

For information on the Kansas Standards, visit ksde.org.

DISTRICT REPORT: Northern Valley / #D0212

SUBJECT: Science

2021–2022

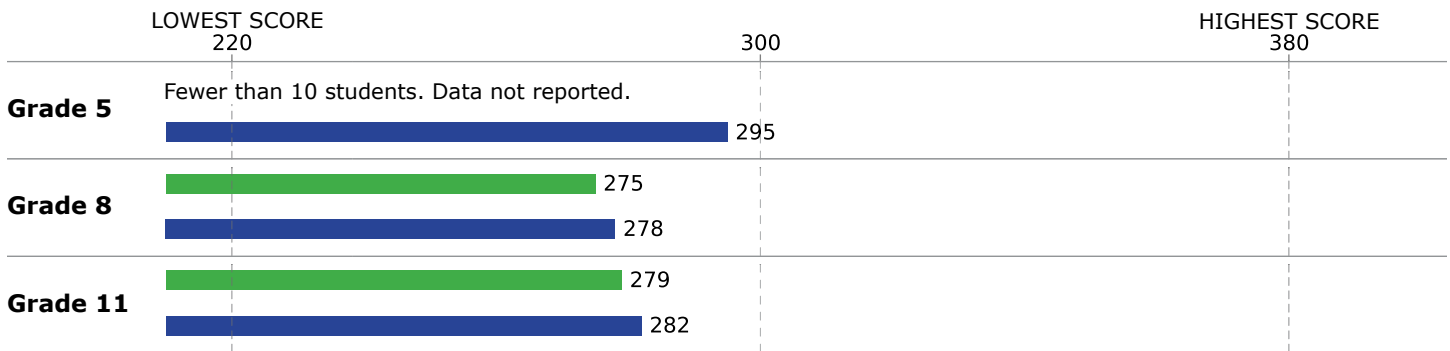


The KAP assessments measure students' understanding of the Kansas Standards at each grade. The science assessment asks students to answer questions about data presented in narratives, equations, graphs, tables, and diagrams. Students show what they know about science by selecting or providing the right answer; sorting, ordering, or matching items; and labeling pictures.

When interpreting KAP results, please take into consideration how the conditions for learning, which may have been disrupted by the pandemic, may influence performance.

Median District and State Performance

■ DISTRICT ■ STATE



Standard error of measurement for this report:

Grade 5: District—N/A | State—0.2

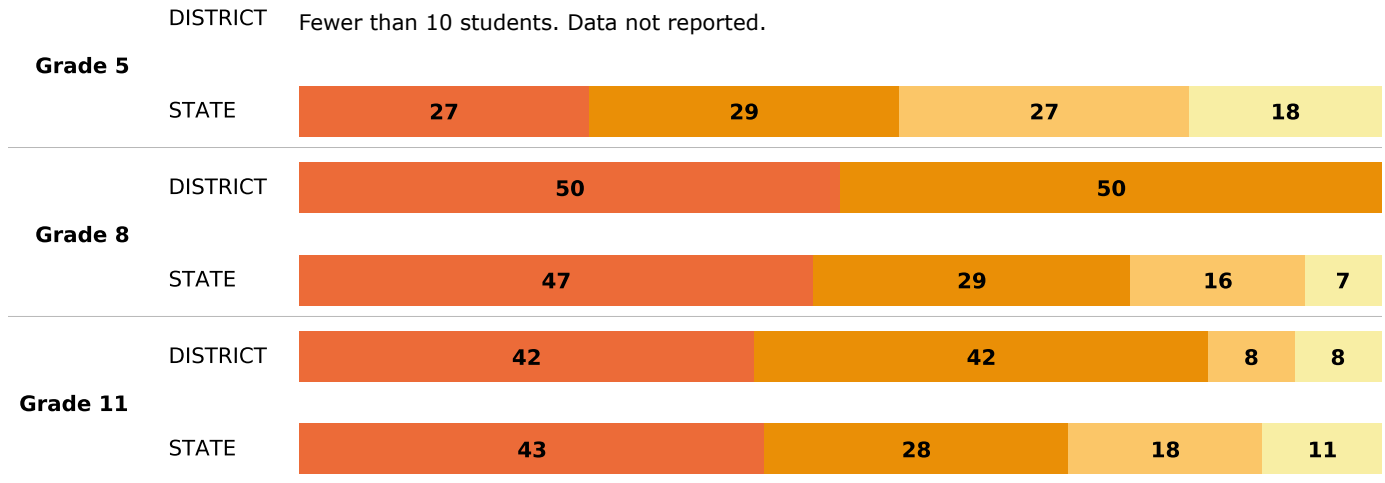
Grade 8: District—7.4 | State—0.2

Grade 11: District—7.4 | State—0.2

The standard error indicates how much a student's score might vary if the student took many equivalent versions of the test (tests with different items but covering the same knowledge and skills).










Percentage of Students in Each Performance Level, by Grade

■ Level 1
 ■ Level 2
 ■ Level 3
 ■ Level 4
Percentages may not add to 100% because of rounding.



Your District's Performance

 **Exceeds**
 **Meets**
 **Below**
 **Insufficient Data**

Grade	5	8	11
PHYSICAL AND CHEMICAL SCIENCES			
LIFE SCIENCES			
EARTH AND SPACE SCIENCES			

PHYSICAL AND CHEMICAL SCIENCES

These 3-dimensional questions about phenomena require students to understand and apply (1) practices in science and engineering (ex. Analyzing and Interpreting Data), (2) their core ideas (ex. Chemical Reactions), and (3) concepts that crosscut science disciplines (ex. Stability and Change).

LIFE SCIENCES

These 3-dimensional questions about phenomena require students to understand and apply (1) practices in science and engineering (ex. Engaging in Argument from Evidence), (2) their core ideas (ex. Ecosystem Relationships), and (3) concepts that crosscut science disciplines (ex. Energy and Matter).

EARTH AND SPACE SCIENCES

These 3-dimensional questions about phenomena require students to understand and apply (1) practices in science and engineering (ex. Developing and Using Models), (2) their core ideas (ex. Earth Systems), and (3) concepts that crosscut science disciplines (ex. Systems and System Models).

Your District's Performance** Exceeds**

In this area, your students typically performed better than students who received the minimum Level 3 score.

 Below

In this area, your students typically performed below students who received the minimum Level 3 score.

 Meets

In this area, your students typically performed as well as students who received the minimum Level 3 score.

 Insufficient Data

In this area, your students did not answer enough questions for accurate reporting.

Additional Resources

To learn more about the Kansas Assessment Program and these score reports, visit the "For Families" page on ksassessments.org.

For information on the Kansas Standards, visit ksde.org.

FEES (BOOKS, LUNCH, BREAKFAST & OTHER)

BOOK RENTAL

Grades K-8	\$30.00
Grades 9-12	\$35.00

This covers workbook and textbook usage.

OTHER FEES

Vocational Agriculture.....	\$15.00
FACS	\$15.00
Band – all students	\$5.00
(5 th & 6 th grade band students also purchase band books)	
Band Horn Rental	\$30.00
Percussion Rental.....	\$15.00

LUNCHES

Grades K-4	\$2.90
Grades 5-8	\$3.00
Grades 9-12	\$3.10
Adults	\$4.05
Reduced.....	\$.40

BREAKFAST

Grades K-4	\$2.10
Grades 5-12	\$2.20
Adults	\$2.60
Reduced.....	\$.30

Parents are to pay in advance for lunches and/or breakfast. A monthly bill will be sent home indicating the responsibility of the payment due. If payment is not made for two consecutive months, a letter will be sent to the parent / guardian reminding them of their obligation and the possible consequences of being turned over to a collection agency. If payment of the negative balance is not received within 15 days of the third written notice, it shall be considered bad debt for the purposes of federal law concerning unpaid meal charges. The debt will be turned over to the superintendent or superintendent’s designee for collection in accordance with board policy DP.

Student Name	Town	Grade
Samuel McCue	Norton	PreK
Daniel Spencer	Alma, NE	PreK
Stetson Hilburn	Norton	TK
Mason Sheley	Norton	TK
Jance Hilburn	Norton	Kindergarten
Zachary King	Norton	Kindergarten
Owen Hopkins	Beaver City	1st
Aria Sheley	Norton	1st
Joplyn McCue	Norton	3rd
Ivan Spencer	Alma, NE	3rd
Colton Ledbetter	Norton	4th
Rowan Bremer	Norton	5th
Avreigh McCue	Noton	5th
Kylee Ledbetter	Norton	7th
Christina Nichols	Norton	7th
Conner David	Norton	8th
Trinity King	Norton	8th
Alexandra Mickel	Alma, NE	8th
Harlie Mickel	Alma, NE	9th
Caden Lowry	Prairie View	10th
Serenity Porter	Norton	10th
Peyton David	Norton	11th
Angel Joppa	Beaver City	12th

USD 212

Cash Summary Report

Accounting Cycle: FY21-22; Beginning Period: Period 01 (07/01/2021 - 07/31/2021) ; Ending Period: Period 14 (08/01/2022 - 08/31/2022) ; Show Prior Year Expense/Encumbrance: Yes; Prior Year Ending Balance for Beginning Balance: Yes; Include Transactions after the Last Period: Yes; Exclude Closing Entries: No; Include Unposted Transactions: Yes; Created On: 7/12/2022 12:35:30 PM

Year									
Current									
Fund	Description	Beginning Balance	Revenue	Expenditure	Other	Ending Balance	Encumbrances	Liabilities	Available
06	GENERAL FUND	\$407.22	\$1,944,343.12	(\$1,986,606.86)	(\$10,195.16)	(\$52,051.68)	(\$287.16)	\$10,195.16	(\$42,143.68)
07	FEDERAL FUNDS	(\$2,892.74)	\$144,206.29	(\$128,725.27)	\$0.00	\$12,588.28	\$0.00	\$0.00	\$12,588.28
08	SUPPLEMENTAL GENERAL FUND	\$47,926.02	\$497,706.32	(\$521,443.08)	(\$10.16)	\$24,179.10	(\$27.90)	\$10.16	\$24,161.36
11	FOUR YEAR OLD AT RISK FUND	\$10,300.86	\$70,000.00	(\$56,615.35)	\$0.00	\$23,685.51	\$0.00	\$0.00	\$23,685.51
13	K-12 AT RISK FUND	\$9,153.60	\$141,000.00	(\$137,742.23)	\$0.00	\$12,411.37	\$0.00	\$0.00	\$12,411.37
16	CAPITAL OUTLAY	\$150,285.88	\$182,415.97	(\$192,581.41)	\$0.00	\$140,120.44	\$0.00	\$0.00	\$140,120.44
18	DRIVER TRAINING	\$2,418.70	\$5,609.00	(\$4,085.93)	\$0.00	\$3,941.77	\$0.00	\$0.00	\$3,941.77
24	FOOD SERVICE	\$29,721.78	\$148,403.05	(\$156,880.49)	\$0.00	\$21,244.34	\$0.00	\$0.00	\$21,244.34
26	PROFESSIONAL DEVELOPMENT FUND	\$9,974.95	\$5,000.00	(\$5,395.51)	\$0.00	\$9,579.44	\$0.00	\$0.00	\$9,579.44
30	SPECIAL EDUCATION	\$13,467.68	\$293,878.61	(\$278,100.87)	\$0.00	\$29,245.42	\$0.00	\$0.00	\$29,245.42
34	VOCATIONAL EDUCATION	\$11,483.24	\$76,795.49	(\$72,507.31)	\$0.00	\$15,771.42	\$0.00	\$0.00	\$15,771.42
35	GIFTS/GRANTS	\$39,797.05	\$23,374.00	(\$33,887.66)	\$0.00	\$29,283.39	\$0.00	\$0.00	\$29,283.39
51	KPERS RETIREMENT CONTRIBUTIONS	\$0.00	\$0.00	\$90.54	\$0.00	\$90.54	\$0.00	\$0.00	\$90.54
53	CONTINGENCY FUND	\$225,000.00	\$0.00	\$0.00	\$0.00	\$225,000.00	\$0.00	\$0.00	\$225,000.00
55	TEXTBOOK RENTAL	\$19,022.10	\$23,227.43	(\$1,209.86)	\$0.00	\$41,039.67	\$0.00	\$0.00	\$41,039.67
81	LIBRARY GRANT	\$911.02	\$0.00	\$0.00	\$0.00	\$911.02	\$0.00	\$0.00	\$911.02
85	KS COORDINATED SCHOOL HEALTH	\$1,958.14	\$0.00	\$0.00	\$0.00	\$1,958.14	\$0.00	\$0.00	\$1,958.14
Sub Total		\$568,935.50	\$3,555,959.28	(\$3,575,691.29)	(\$10,205.32)	\$538,998.17	(\$315.06)	\$10,205.32	\$548,888.43
Year									
Prior									
Fund	Description	Beginning Balance	Revenue	Expenditure	Other	Ending Balance	Encumbrances	Liabilities	Available
06	GENERAL FUND	\$0.00	\$0.00	\$0.00	\$0.00	\$0.00	(\$603.22)	\$0.00	(\$603.22)
24	FOOD SERVICE	\$0.00	\$0.00	\$0.00	\$0.00	\$0.00	(\$3,189.87)	\$0.00	(\$3,189.87)
Sub Total		\$0.00	\$0.00	\$0.00	\$0.00	\$0.00	(\$3,793.09)	\$0.00	(\$3,793.09)
Grand Total		\$568,935.50	\$3,555,959.28	(\$3,575,691.29)	(\$10,205.32)	\$538,998.17	(\$4,108.15)	\$10,205.32	\$545,095.34

USD 212

Cash Summary Report

Accounting Cycle: FY21-22; Beginning Period: Period 01 (07/01/2021 - 07/31/2021) ; Ending Period: Period 14 (08/01/2022 - 08/31/2022) ; Show Prior Year Expense/Encumbrance: Yes; Prior Year Ending Balance for Beginning Balance: Yes; Include Transactions after the Last Period: Yes; Exclude Closing Entries: No; Include Unposted Transactions: Yes; Created On: 7/12/2022 12:35:32 PM

Fund	Description	Liabilities (Beginning)	Liabilities (Ending)	Payments on PY Expense	Cash Journal Entries	Other Total
06	GENERAL FUND	\$0.00	\$0.00	\$0.00	\$0.00	\$0.00
07	FEDERAL FUNDS	\$0.00	\$0.00	\$0.00	\$0.00	\$0.00
08	SUPPLEMENTAL GENERAL FUND	\$0.00	(\$10.16)	\$0.00	\$0.00	(\$10.16)
11	FOUR YEAR OLD AT RISK FUND	\$0.00	\$0.00	\$0.00	\$0.00	\$0.00
13	K-12 AT RISK FUND	\$0.00	\$0.00	\$0.00	\$0.00	\$0.00
16	CAPITAL OUTLAY	\$0.00	\$0.00	\$0.00	\$0.00	\$0.00
18	DRIVER TRAINING	\$0.00	\$0.00	\$0.00	\$0.00	\$0.00
24	FOOD SERVICE	\$0.00	\$0.00	\$0.00	\$0.00	\$0.00
26	PROFESSIONAL DEVELOPMENT FUND	\$0.00	\$0.00	\$0.00	\$0.00	\$0.00
30	SPECIAL EDUCATION	\$0.00	\$0.00	\$0.00	\$0.00	\$0.00
34	VOCATIONAL EDUCATION	\$0.00	\$0.00	\$0.00	\$0.00	\$0.00
35	GIFTS/GRANTS	\$0.00	\$0.00	\$0.00	\$0.00	\$0.00
51	KPERS RETIREMENT CONTRIBUTIONS	\$0.00	\$0.00	\$0.00	\$0.00	\$0.00
53	CONTINGENCY FUND	\$0.00	\$0.00	\$0.00	\$0.00	\$0.00
55	TEXTBOOK RENTAL	\$0.00	\$0.00	\$0.00	\$0.00	\$0.00
81	LIBRARY GRANT	\$0.00	\$0.00	\$0.00	\$0.00	\$0.00
85	KS COORDINATED SCHOOL HEALTH	\$0.00	\$0.00	\$0.00	\$0.00	\$0.00
Sub Total		\$0.00	(\$10.16)	\$0.00	\$0.00	(\$10.16)

2022-2023 Budget Profile



Northern Valley Schools

Order of Contents

- Budget General Information (characteristics of district)
- Supplemental Information for Tables in *Summary of Expenditures*
- KSDE Website Information Available
- Summary of Expenditures (Sumexpen.xlsx)

2022-2023 Budget General Information

USD #: 212

Introduction

Northern Valley is a small, rural 1A school nestled between northern Norton and Phillips Counties. Northern Valley is a combination of the former Almena Rural School and Long Island School.

The Almena and Long Island buildings have a great history. They were constructed in 1924 and 1917 respectfully. Over the years, there have been fires, additions, reshaping, repairs, and modifications. They continue to withstand the test of time and the many great educators and students that have traveled the hallways.

Board Members

Hilary VanPatten (President)

hilarydj@hotmail.com

Shanna Hammond (Vice-President)

shani_in_ks@hotmail.com

Christopher Rogers

cnrogers@ruraltel.net

Rich Wenzl

ntso40@hotmail.com

Laquita Smith

laquitasmith72@yahoo.com

Steven Whitney

cw48975@gmail.com

Key Staff

Superintendent: Kenneth A. Tharman

Associate or Assistant Superintendents: N/A

Business Office Staff: Amber Brown (Clerk) / Kinze Cox (Secretary/Treasurer)

Curriculum & Instruction Staff: Marvin Gebhard (K – 8 Principal)

Other Key Contacts: Kenzi Sheley (GS Secretary) / Sommer Yocum (MS Secretary)

/ Becky Delimont (Head Cook)

The District's Accomplishments and Challenges

Over the past 100 years, the population of rural Kansas area has continually decreased. There is evidence of this along every paved and gravel road. Old barns that have fallen into disrepair, houses that are no longer inhabited, windmills that are now an island in a field. These are reminders of the changing world in which we live, but they are each a monument to the way of life we choose to live.

The enrollment, according to www.ksde.org, in 2002 was 177, 2009 it was 196, 2016 it was 146, and this year it is projected to be 132.

This is an indicator of a continuing decline in students, but hopefully the last.

Accomplishments: The distance between the houses have increased, but technology and our shared values of education and family have strengthened the bonds of those in the valley. The Northern Valley School District is the center of our communities. Generations upon generations of people attend our events showcasing the talents of our young men and women each year. They cheer on the victors and provide words of encouragement and support when the favor goes the other direction. The small classroom size allows for more one-on-one student/teacher interactions.

Supplemental Information for the Following Tables

1. Summary of Total Expenditures by Function (All Funds)
2. Summary of General Fund Expenditures by Function
3. Summary of Supplemental General Fund Expenditures by Function
4. Summary of General and Supplemental General Fund Expenditures by Function
5. Summary of Special Education Fund by Function
6. Instruction Expenditures (1000)
7. Student Support Expenditures (2100)
8. Instructional Support Expenditures (2200)
9. General Administration Expenditures (2300)
10. School Administration Expenditures (2400)
11. Central Services Expenditures (2500)
12. Operations and Maintenance Expenditures (2600)
13. Transportation Expenditures (2700)
14. Other Support Services Expenditures (2900)
15. Food Service Expenditures (3100)
16. Community Services Operations (3300)
17. Capital Improvements (4000)
18. Debt Services (5100)
19. Miscellaneous Information – Transfers (5200)
20. Miscellaneous Information Unencumbered Cash Balance by Fund
21. Reserve Funds Unencumbered Cash Balance
22. Other Information – Enrollment Information
23. Miscellaneous Information Mill Rates by Fund
24. Other Information – Assessed Valuation and Bonded Indebtedness

Note: FTE is the audited enrollment 9/20 and 2/20 (if applicable) and estimated for the budget year, which includes preschool-aged at-risk and virtual enrollment. Enrollment does not include non-funded preschool. Beginning 2017-18, full-day Kindergarten is 1.0 FTE. This information is used for calculating Amount Per Pupil for Sumexpen.xlsx and Budget At A Glance (BAG).

KSDE Website Information Available

K-12 Statistics (Building, District or State Totals) Report Generator:

https://datacentral.ksde.org/report_gen.aspx

- Attendance / Enrollment Reports
- Staff Reports
- Graduates / Dropouts Reports
- Crime / Violence Reports

School Finance Reports (Data Central) website below:

<https://datacentral.ksde.org/default.aspx>

- Assessed Valuation
- Cash Balances
- Headcount Enrollment
- Mill Levies
- Personnel (Certified/Non-Certified)
- Salary Reports

Kansas Building Report Card website below:

<http://ksreportcard.ksde.org/>

- Attendance Rate
- Graduation Rate
- Dropout Rate
- School Violence
- Assessments
 - Reading
 - Mathematics
 - Writing
- Graduates Passing Adv. Science Courses
- Graduates Passing Adv. Math Courses

Accountability Reports website below:

<https://datacentral.ksde.org/accountability.aspx>

- Performance Accountability Reports
- Financial Accountability Reports
- Longitudinal Achievement Reports

Summary of Total Expenditures by Function (All Funds)

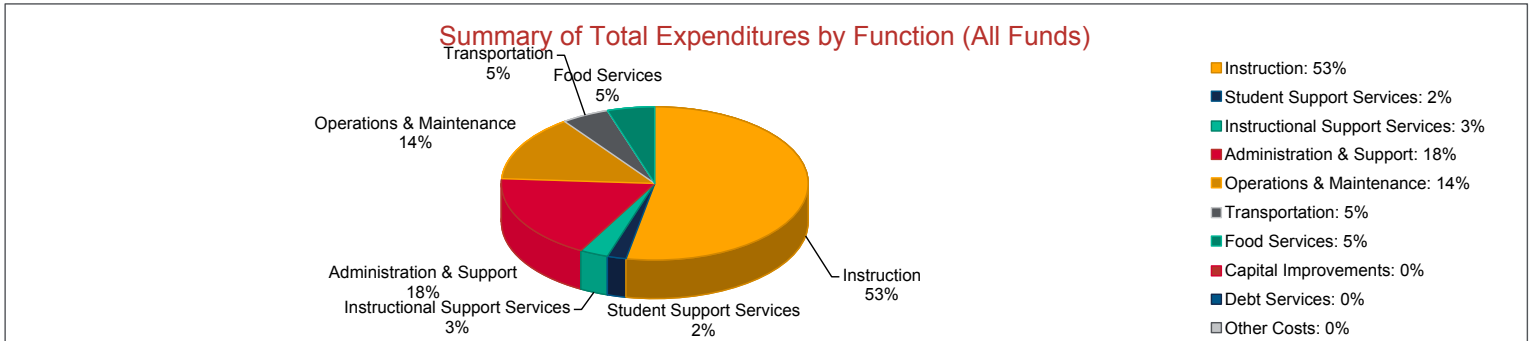
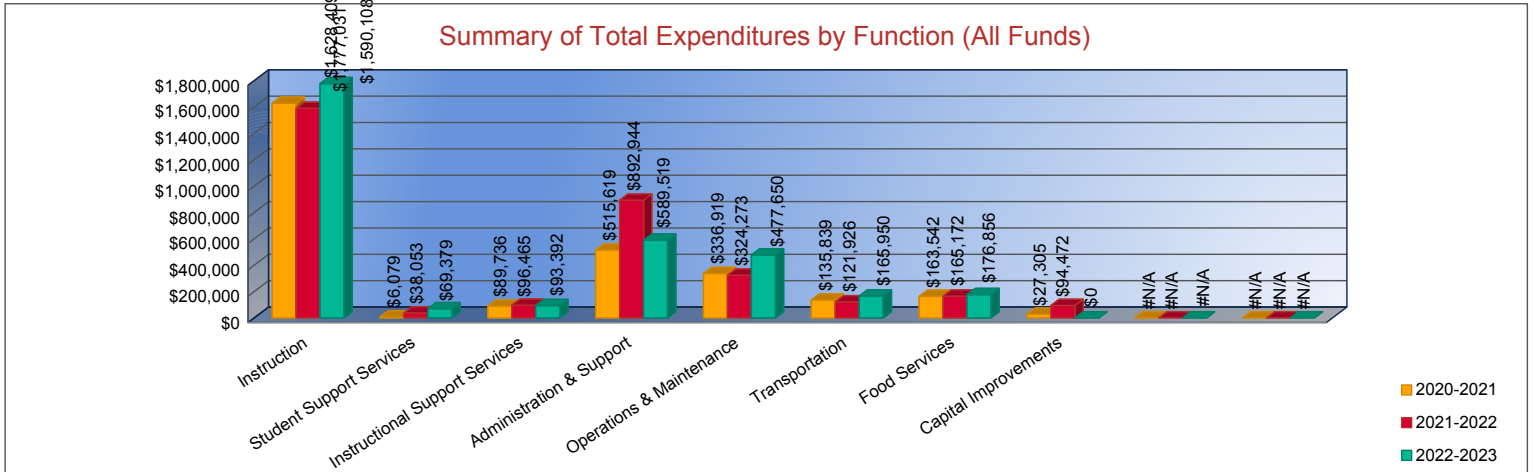
	2020-2021 Actual	% of Total	2021-2022 Actual	% of Total	% Change	2022-2023 Budget	% of Total	% Change
Instruction	\$1,628,409	56%	\$1,590,108	48%	-2%	\$1,777,031	53%	12%
Student Support Services	\$6,079	0%	\$38,053	1%	526%	\$69,379	2%	82%
Instructional Support Services	\$89,736	3%	\$96,465	3%	7%	\$93,392	3%	-3%
Administration & Support	\$515,619	18%	\$892,944	27%	73%	\$589,519	18%	-34%
Operations & Maintenance	\$336,919	12%	\$324,273	10%	-4%	\$477,650	14%	47%
Transportation	\$135,839	5%	\$121,926	4%	-10%	\$165,950	5%	36%
Food Services	\$163,542	6%	\$165,172	5%	1%	\$176,856	5%	7%
Capital Improvements	\$27,305	1%	\$94,472	3%	246%	\$0	0%	-100%
Debt Services	\$0	0%	\$0	0%	0%	\$0	0%	0%
Other Costs	\$0	0%	\$0	0%	0%	\$0	0%	0%
Total Expenditures¹	2,903,448	100%	\$3,323,413	100%	14%	\$3,349,777	100%	1%
Amount per Pupil	\$23,663		\$23,144		-2%	\$25,186		9%
Current Expenditures²	\$2,726,408	100%	\$3,130,832	100%	15%	\$3,050,652	100%	-3%
Amount per Pupil	\$22,220		\$21,802		-2%	\$22,937		5%

Percent of Expenditures for Instruction³

Total Expenditures	\$1,599,811	55%	\$1,564,451	47%	-8%	\$1,747,031	52%	5%
Current Expenditures	\$1,599,811	59%	\$1,564,451	50%	-9%	\$1,747,031	57%	7%

- Funds Included: (06) General, (07) Federal Funds, (08) Supplemental General, (10) Adult Education, (11) Preschool-Aged At-Risk, (12) Adult Supplemental Education, (13) At Risk (K-12), (14) Bilingual Education, (15) Virtual Education, (16) Capital Outlay, (18) Driver Education, (22) Extraordinary School Program, (26) Professional Development, (28) Parent Education, (29) Summer School, (30) Special Education, (34) Career and Postsecondary Education, (35) Gifts & Grants, (42) Special Liability Expense, (44) School Retirement, (51) KPERs Special Retirement Contribution, (53) Contingency Reserve, (55) Textbook & Student Material Revolving, (56) Activity Fund, (62) Bond & Interest #1, (63) Bond & Interest #2, (66) No-Fund Warrant, (67) Special Assessment, and (78) Special Education Coop Fund.
- Current Expenditures excludes Capital Outlay (Code 16) and Bond Debt expenditures (Code 62 & 63)
- Instruction excludes Capital Outlay (Code 16) and Bond Debt expenditures (Code 62 & 63)

Functions Included: Instruction (1000), Student Support Services (2100), Instructional Support Services (2200), Administration & Support (2300, 2400, 2500), Operations & Maintenance (2600), Transportation (2700), Food Service (3100), Other Costs (2900, 3300), Capital Improvements (4000), Debt Services (5100) and Transfers (5200)

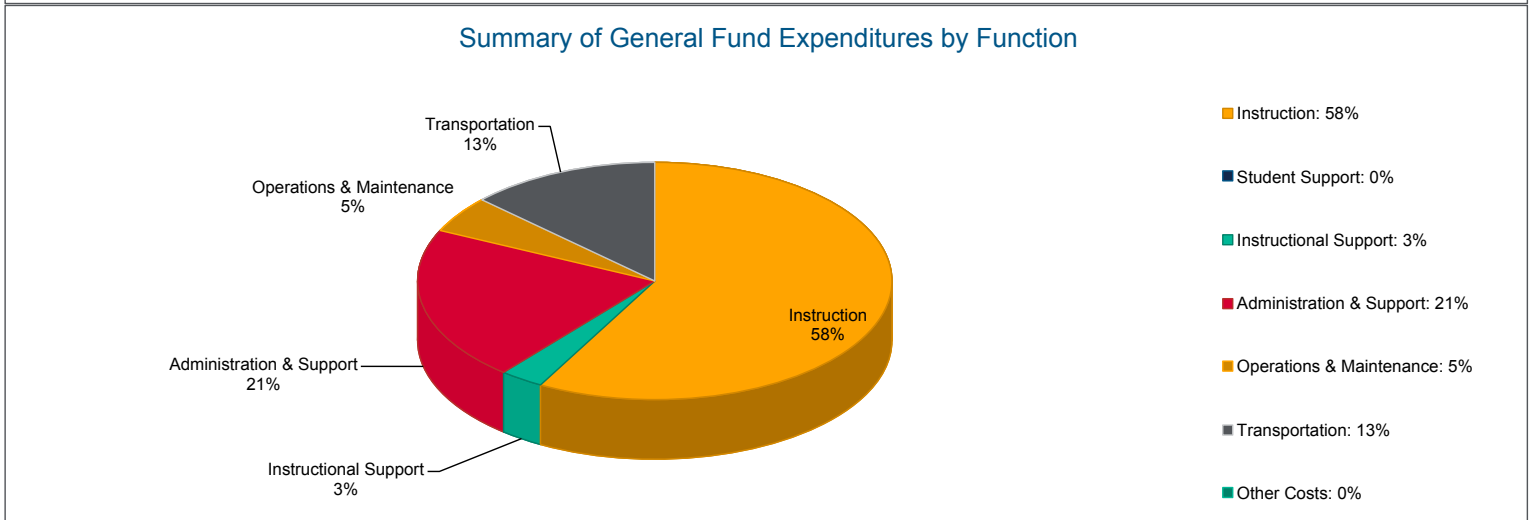
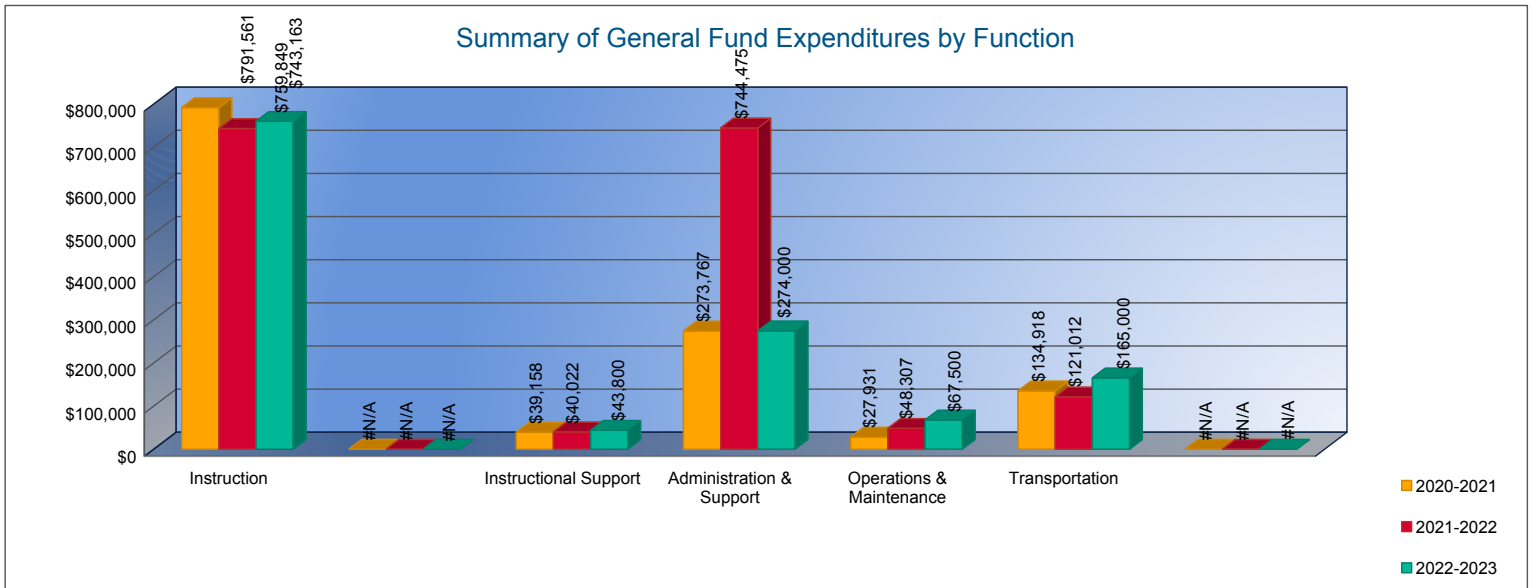


Note: Numbers on charts are within 1% due to rounding.

Summary of General Fund Expenditures by Function*

	2020-2021 Actual	% of Total	2021-2022 Actual	% of Total	% Change	2022-2023 Budget	% of Total	% Change
Instruction	\$791,561	62%	\$743,163	44%	-6%	\$759,849	58%	2%
Student Support	\$0	0%	\$0	0%	0%	\$0	0%	0%
Instructional Support	\$39,158	3%	\$40,022	2%	2%	\$43,800	3%	9%
Administration & Support	\$273,767	22%	\$744,475	44%	172%	\$274,000	21%	-63%
Operations & Maintenance	\$27,931	2%	\$48,307	3%	73%	\$67,500	5%	40%
Transportation	\$134,918	11%	\$121,012	7%	-10%	\$165,000	13%	36%
Capital Improvements	\$0	0%	\$0	0%	0%	\$0	0%	0%
Other Costs	\$0	0%	\$0	0%	0%	\$0	0%	0%
Total Expenditures	\$1,267,335	100%	\$1,696,979	100%	34%	\$1,310,149	100%	-23%
Amount per Pupil	\$10,329		\$11,817		14%	\$9,851		-17%

*The Summary of General Fund Expenditures by Function comes from pages 6-13 and only uses the "General Fund" line items.

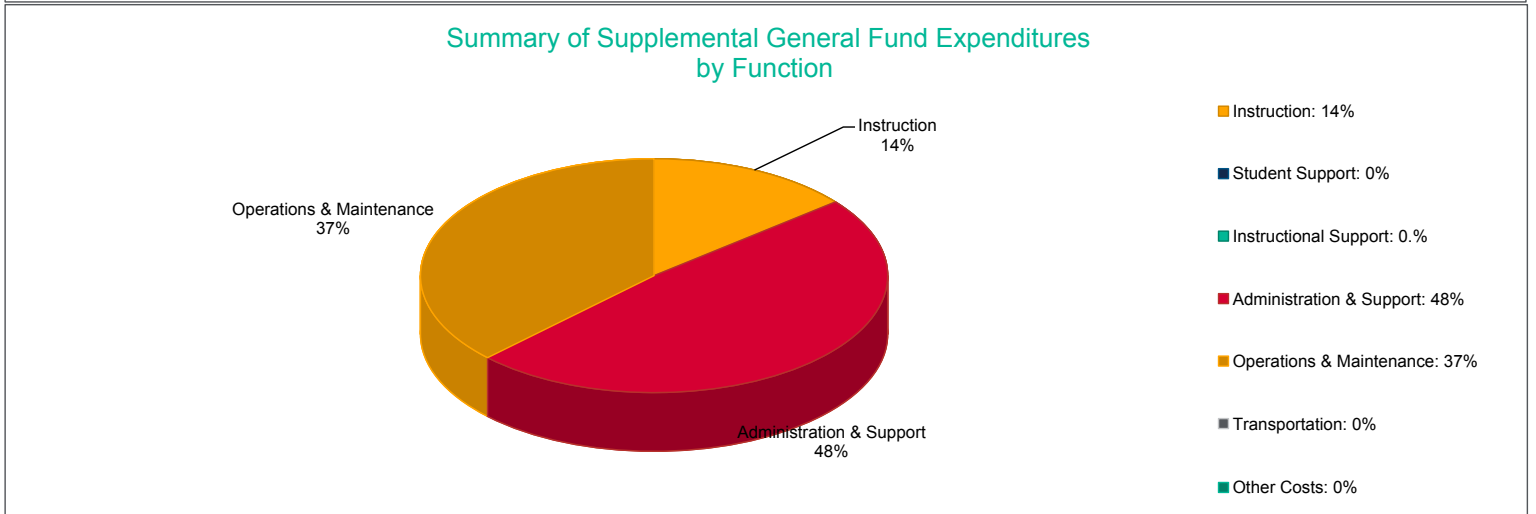
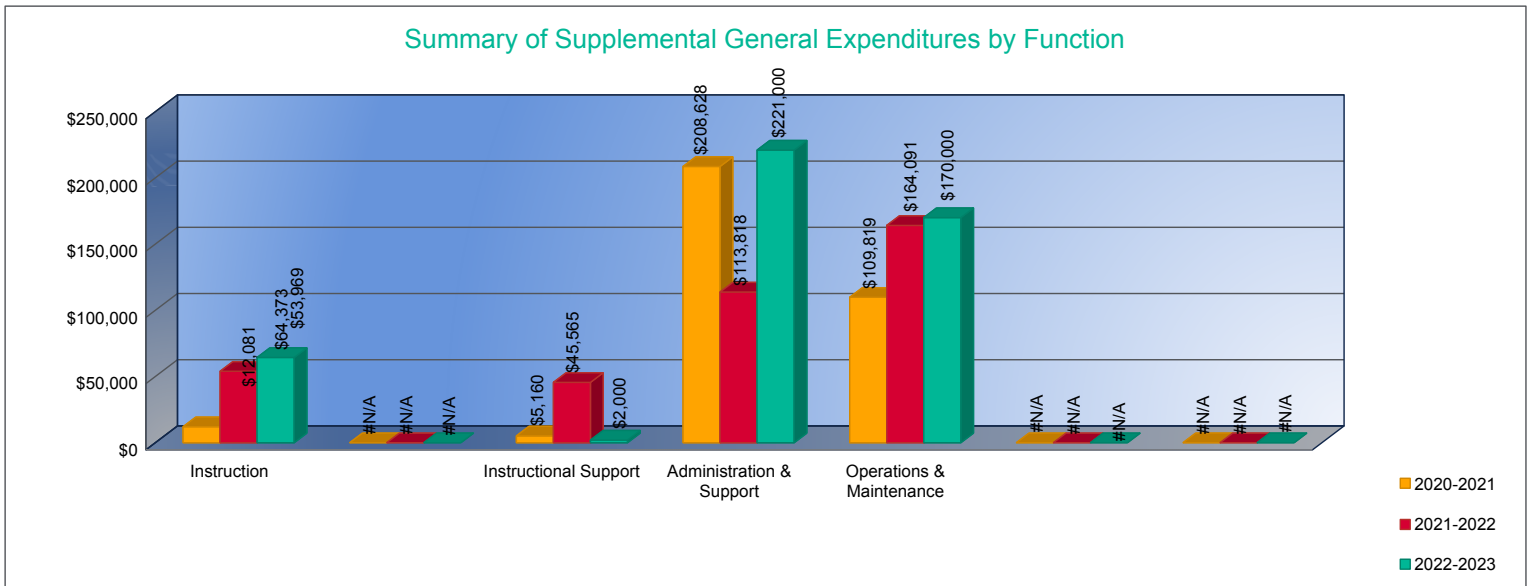


Note: Numbers on charts are within 1% due to rounding.
Sumexpen.xlsx

Summary of Supplemental General Fund Expenditures by Function*

	2020-2021 Actual	% of Total	2021-2022 Actual	% of Total	% Change	2022-2023 Budget	% of Total	% Change
Instruction	\$12,081	4%	\$53,969	14%	347%	\$64,373	14%	19%
Student Support	\$0	0%	\$0	0%	0%	\$0	0%	0%
Instructional Support	\$5,160	2%	\$45,565	12%	783%	\$2,000	0%	-96%
Administration & Support	\$208,628	62%	\$113,818	30%	-45%	\$221,000	48%	94%
Operations & Maintenance	\$109,819	33%	\$164,091	43%	49%	\$170,000	37%	4%
Transportation	\$0	0%	\$0	0%	0%	\$0	0%	0%
Capital Improvements	\$0	0%	\$0	0%	0%	\$0	0%	0%
Other Costs	\$0	0%	\$0	0%	0%	\$0	0%	0%
Total Expenditures	\$335,688	100%	\$377,443	100%	12%	\$457,373	100%	21%
Amount per Pupil	\$2,736		\$2,628		-4%	\$3,439		31%

*The Summary of Supplemental General Fund Expenditures by Function comes from pages 6-13 and only uses the "Supplemental General Fund" line items.

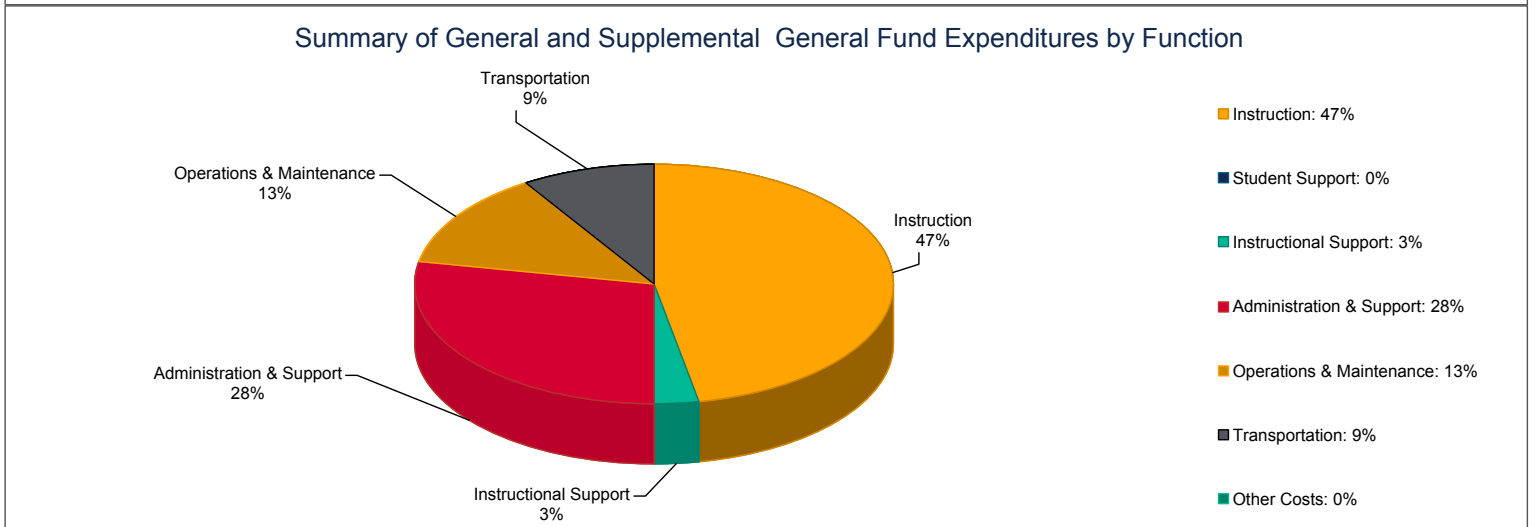
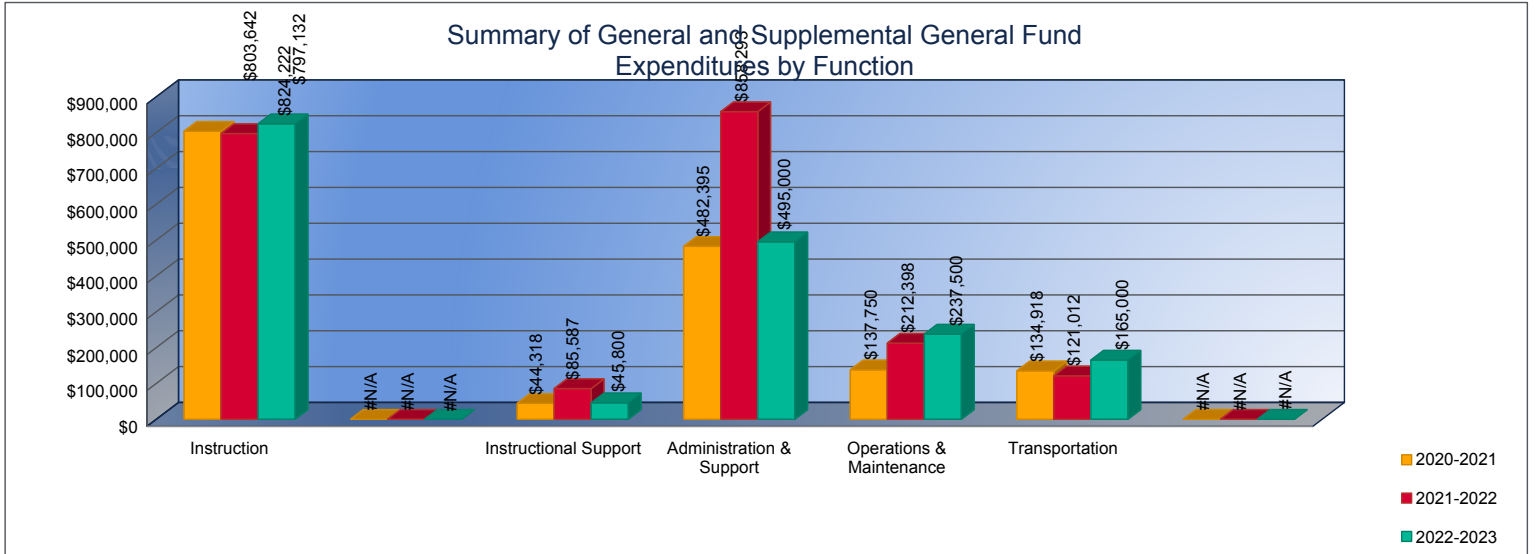


Note: Numbers on charts are within 1% due to rounding.
Sumexpen.xlsx

Summary of General and Supplemental General Fund Expenditures by Function*

	2020-2021 Actual	% of Total	2021-2022 Actual	% of Total	% Change	2022-2023 Budget	% of Total	% Change
Instruction	\$803,642	50%	\$797,132	38%	-1%	\$824,222	47%	3%
Student Support	\$0	0%	\$0	0%	0%	\$0	0%	0%
Instructional Support	\$44,318	3%	\$85,587	4%	93%	\$45,800	3%	-46%
Administration & Support	\$482,395	30%	\$858,293	41%	78%	\$495,000	28%	-42%
Operations & Maintenance	\$137,750	9%	\$212,398	10%	54%	\$237,500	13%	12%
Transportation	\$134,918	8%	\$121,012	6%	-10%	\$165,000	9%	36%
Capital Improvements	\$0	0%	\$0	0%	0%	\$0	0%	0%
Other Costs	\$0	\$0	\$0	\$0	0%	\$0	0%	0%
Total Expenditures	\$1,603,023	100%	\$2,074,422	100%	29%	\$1,767,522	100%	-15%
Amount per Pupil	\$13,065		\$14,446		11%	\$13,290		-8%

*The Summary of General and Supplemental General Fund Expenditures by Function comes from pages 6-13 and is the sum of the "General Fund" and "Supplemental General Fund" line items.



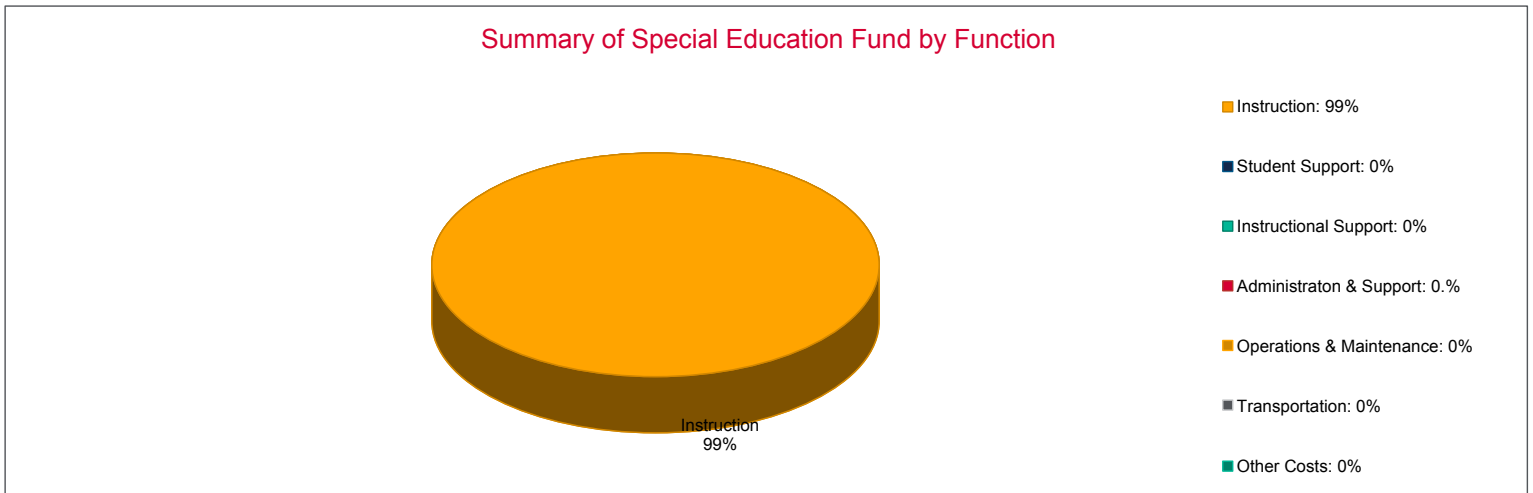
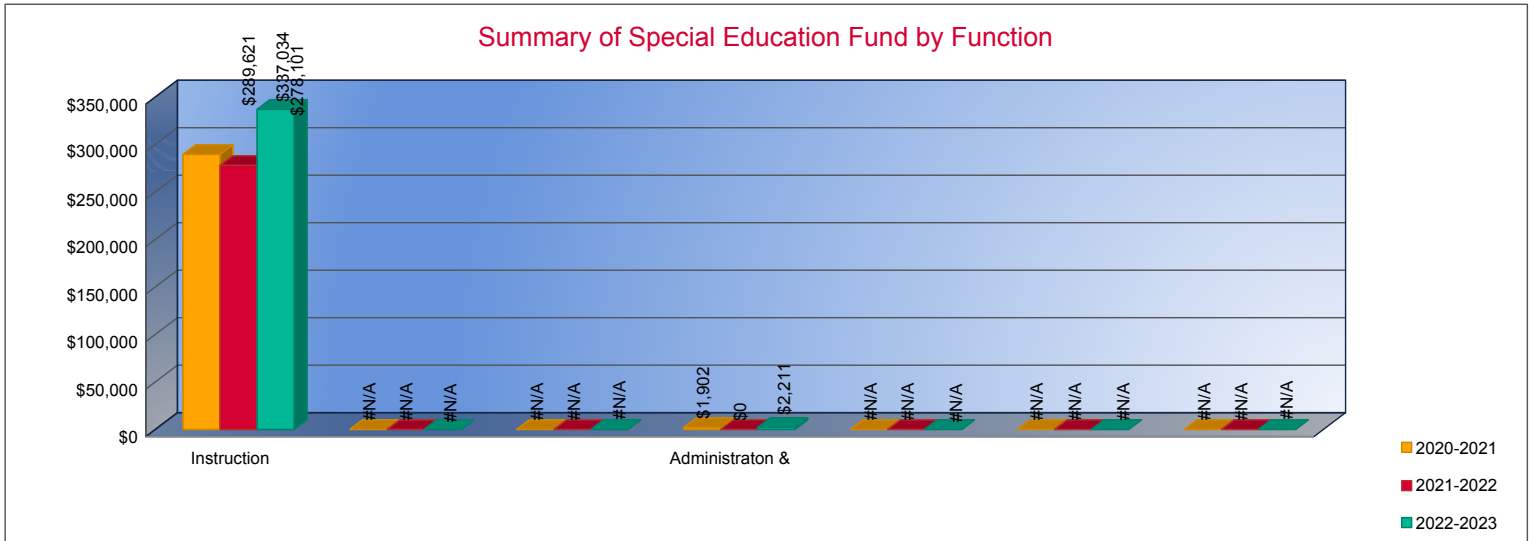
Note: Numbers on charts are within 1% due to rounding.
Sumexpen.xlsx

Summary of Special Education Fund by Function*

	2020-2021 Actual	% of Total	2021-2022 Actual	% of Total	% Change	2022-2023 Budget	% of Total	% Change
Instruction	\$289,621	99%	\$278,101	100%	-4%	\$337,034	99%	21%
Student Support	\$0	0%	\$0	0%	0%	\$0	0%	0%
Instructional Support	\$0	0%	\$0	0%	0%	\$0	0%	0%
Administraton & Support	\$1,902	1%	\$0	0%	-100%	\$2,211	1%	0%
Operations & Maintenance	\$0	0%	\$0	0%	0%	\$0	0%	0%
Transportation	\$0	0%	\$0	0%	0%	\$0	0%	0%
Capital Improvements	\$0	0%	\$0	0%	0%	\$0	0%	0%
Other Costs	\$0	0%	\$0	0%	0%	\$0	0%	0%
Total Expenditures¹	\$291,523	100%	\$278,101	100%	-5%	\$339,245	100%	22%
Amount per Pupil	\$2,376		\$1,937		-18%	\$2,551		32%

*The Summary of Special Education Fund Expenditures by Function comes from pages 6-13 and only uses the "Special Education Fund" line items.

1. Total expenditures excludes the Special Ed Coop fund because it would include expenditures for all schools participating in the Coop.

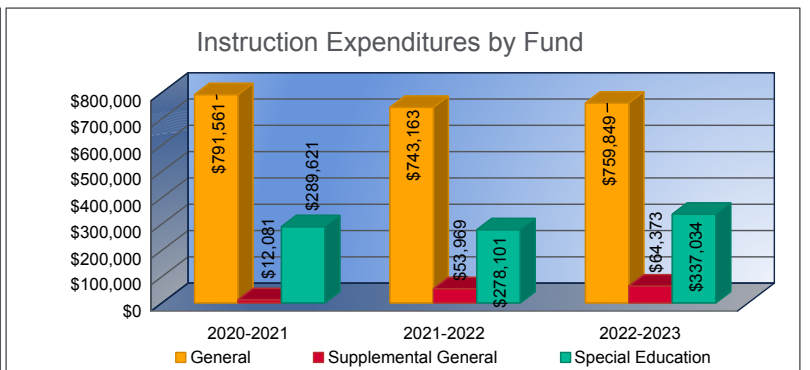
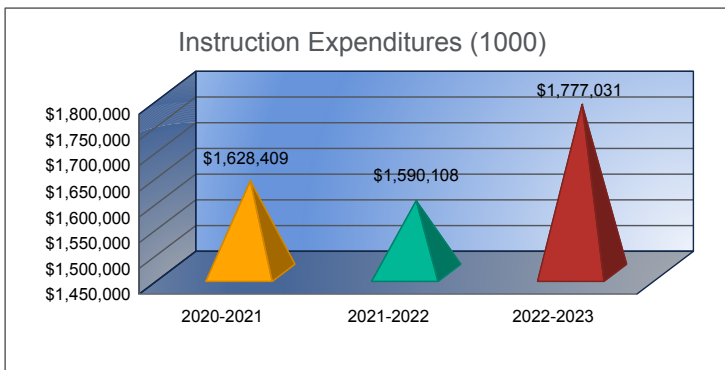


Note: Numbers on charts are within 1% due to rounding.
Sumexpen.xlsx

Instruction Expenditures (1000)

	2020-2021 Actual	2021-2022 Actual	% Change	2022-2023 Budget	% Change
General	\$791,561	\$743,163	-6%	\$759,849	2%
Federal Funds	\$59,359	\$75,075	26%	\$65,000	-13%
Supplemental General	\$12,081	\$53,969	347%	\$64,373	19%
Preschool-Aged At-Risk	\$52,970	\$56,615	7%	\$93,687	65%
At Risk (K-12)	\$151,166	\$137,742	-9%	\$211,000	53%
Bilingual Education	\$0	\$0	0%	\$0	0%
Virtual Education	\$0	\$0	0%	\$0	0%
Capital Outlay	\$28,598	\$25,657	-10%	\$30,000	17%
Driver Education	\$3,801	\$4,086	7%	\$6,457	58%
Declining Enrollment	\$0	\$0	0%	\$0	0%
Extraordinary School Program	\$0	\$0	0%	\$0	0%
Food Service	\$0	\$0	0%	\$0	0%
Professional Development	\$0	\$0	0%	\$0	0%
Parent Education Program	\$0	\$0	0%	\$0	0%
Summer School	\$0	\$0	0%	\$0	0%
Special Education	\$289,621	\$278,101	-4%	\$337,034	21%
Cost of Living	\$0	\$0	0%	\$0	0%
Career and Postsecondary Ed.	\$67,154	\$65,128	-3%	\$73,000	12%
Gifts & Grants ¹	\$13,455	\$13,888	3%	\$15,000	8%
Special Liability	\$0	\$0	0%	\$0	0%
School Retirement	\$0	\$0	0%	\$0	0%
Extraordinary Growth Facilities	\$0	\$0	0%	\$0	0%
Special Reserve	\$0	\$0	0%	\$0	0%
KPERS Spec. Ret. Contribution	\$117,917	\$116,953	-1%	\$121,631	4%
Contingency Reserve	\$0	\$0	0%	\$0	0%
Text Book & Student Material	\$31,996	\$1,210	-96%	\$0	0%
Activity Fund	\$8,730	\$18,521	112%	\$0	0%
Bond and Interest #1	\$0	\$0	0%	\$0	0%
Bond and Interest #2	\$0	\$0	0%	\$0	0%
No-Fund Warrant	\$0	\$0	0%	\$0	0%
Special Assessment	\$0	\$0	0%	\$0	0%
Temporary Note	\$0	\$0	0%	\$0	0%
SUBTOTAL	\$1,628,409	\$1,590,108	-2%	\$1,777,031	12%
Enrollment (FTE) ³	122.7	143.6	17%	133.0	-7%
Amount per Pupil ²	\$13,271	\$11,073	-17%	\$13,361	21%
Adult Education	\$0	\$0	0%	\$0	0%
Adult Supplemental Education	\$0	\$0	0%	\$0	0%
Special Education Coop	\$0	\$0	0%	\$0	0%
TOTAL	\$1,628,409	\$1,590,108	-2%	\$1,777,031	12%

1. Gifts & Grants includes private grants and grants from non-federal sources.
2. Amount per pupil excludes the following funds: Adult Education, Adult Supplemental Education, and Special Education Coop.
3. FTE enrollment includes 9/20 and 2/20 counts, Preschool-Aged At-Risk (4 year old) and Virtual; excludes KAMS. Beginning in 2017-2018, full-day Kindergarten is funded as 1.0 FTE.

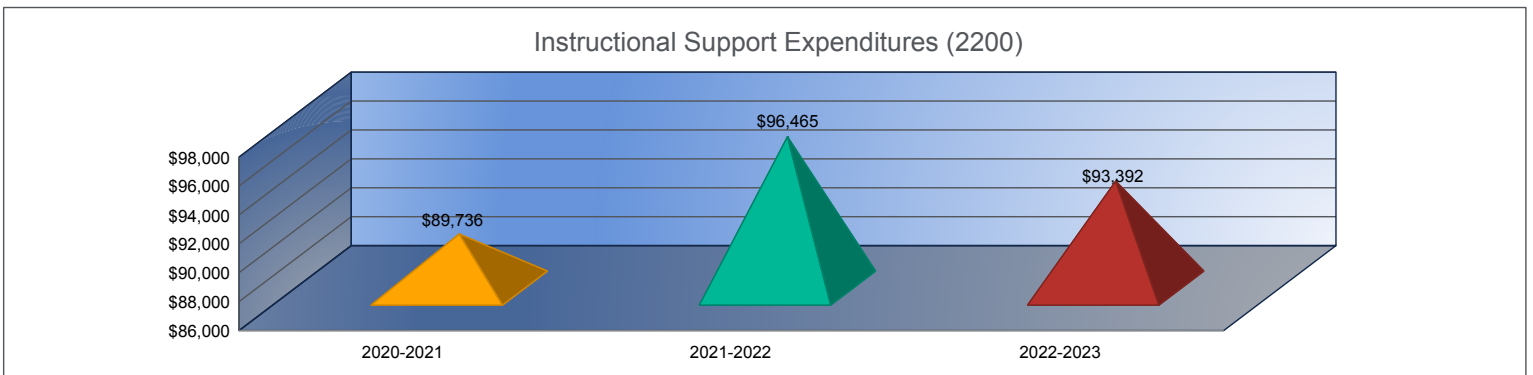


Note: Numbers on charts are within 1% due to rounding.
Sumexpen.xlsx

Instructional Support Expenditures (2200)

	2020-2021 Actual	2021-2022 Actual	% Change	2022-2023 Budget	% Change
General	\$39,158	\$40,022	2%	\$43,800	9%
Federal Funds	\$31,611	\$0	-100%	\$10,000	0%
Supplemental General	\$5,160	\$45,565	783%	\$2,000	-96%
Preschool-Aged At-Risk	\$0	\$0	0%	\$0	0%
At Risk (K-12)	\$0	\$0	0%	\$16,412	0%
Bilingual Education	\$0	\$0	0%	\$0	0%
Virtual Education	\$0	\$0	0%	\$0	0%
Capital Outlay	\$0	\$0	0%	\$0	0%
Driver Training	\$0	\$0	0%	\$0	0%
Declining Enrollment	\$0	\$0	0%	\$0	0%
Extraordinary School Program	\$0	\$0	0%	\$0	0%
Food Service	\$0	\$0	0%	\$0	0%
Professional Development	\$5,280	\$5,396	2%	\$15,479	187%
Parent Education Program	\$0	\$0	0%	\$0	0%
Summer School	\$0	\$0	0%	\$0	0%
Special Education	\$0	\$0	0%	\$0	0%
Cost of Living	\$0	\$0	0%	\$0	0%
Career and Postsecondary Ed.	\$0	\$0	0%	\$0	0%
Gifts & Grants ¹	\$0	\$0	0%	\$0	0%
Special Liability	\$0	\$0	0%	\$0	0%
School Retirement	\$0	\$0	0%	\$0	0%
Extraordinary Growth Facilities	\$0	\$0	0%	\$0	0%
Special Reserve	\$0	\$0	0%	\$0	0%
KPERS Spec. Ret. Contribution	\$5,527	\$5,482	-1%	\$5,701	4%
Contingency Reserve	\$0	\$0	0%		
Text Book & Student Material	\$3,000	\$0	-100%		
Activity Fund	\$0	\$0	0%		
Bond and Interest #1	\$0	\$0	0%	\$0	0%
Bond and Interest #2	\$0	\$0	0%	\$0	0%
No-Fund Warrant	\$0	\$0	0%	\$0	0%
Special Assessment	\$0	\$0	0%	\$0	0%
Temporary Note	\$0	\$0	0%	\$0	0%
SUBTOTAL	\$89,736	\$96,465	7%	\$93,392	-3%
Enrollment (FTE) ³	122.7	143.6	17%	133.0	-7%
Amount per Pupil ²	\$731	\$672	-8%	\$702	4%
Adult Education	\$0	\$0	0%	\$0	0%
Adult Supplemental Education	\$0	\$0	0%	\$0	0%
Special Education Coop	\$0	\$0	0%	\$0	0%
TOTAL	\$89,736	\$96,465	7%	\$93,392	-3%

1. Gifts & Grants includes private grants and grants from non-federal sources.
2. Amount per pupil excludes the following funds: Adult Education, Adult Supplemental Education, and Special Education Coop.
3. FTE enrollment includes 9/20 and 2/20 counts, Preschool-Aged At-Risk (4 year old) and Virtual; excludes KAMS. Beginning in 2017-2018, full-day Kindergarten is funded as 1.0 FTE.



Note: Numbers on charts are within 1% due to rounding.
Sumexpen.xlsx

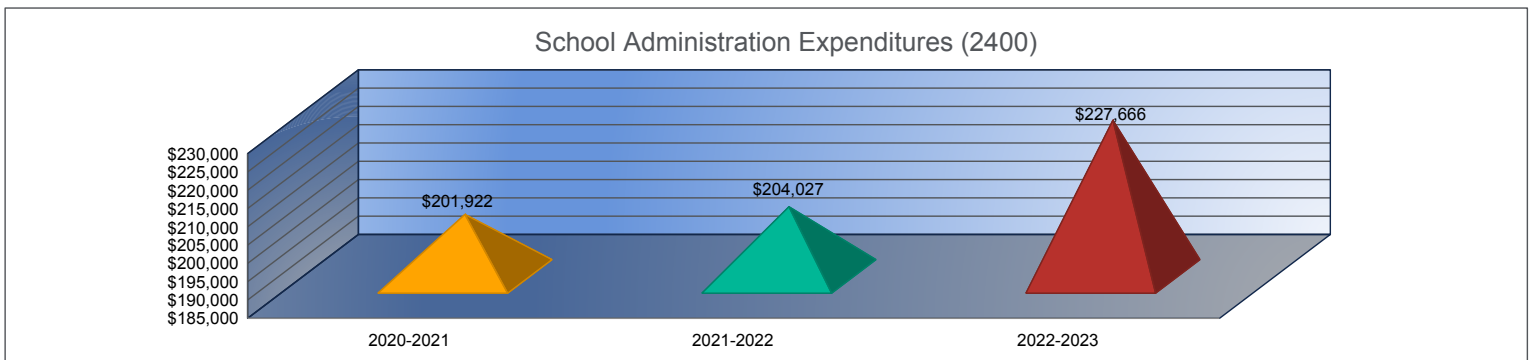
School Administration Expenditures (2400)

	2020-2021 Actual
General	\$70,492
Federal Funds	\$0
Supplemental General	\$110,182
Preschool-Aged At-Risk	\$0
At Risk (K-12)	\$0
Bilingual Education	\$0
Virtual Education	\$0
Capital Outlay	\$0
Driver Training	\$0
Declining Enrollment	\$0
Extraordinary School Program	\$0
Food Service	\$0
Professional Development	\$0
Parent Education Program	\$0
Summer School	\$0
Special Education	\$1,902
Cost of Living	\$0
Career and Postsecondary Ed.	\$0
Gifts & Grants ¹	\$0
Special Liability Expense	\$0
School Retirement	\$0
Extraordinary Growth Facilities	\$0
Special Reserve	\$0
KPERS Spec. Ret. Contribution	\$19,346
Contingency Reserve	\$0
Text Book & Student Material	\$0
Activity Fund	\$0
Bond and Interest #1	\$0
Bond and Interest #2	\$0
No-Fund Warrant	\$0
Special Assessment	\$0
Temporary Note	\$0
SUBTOTAL	\$201,922
Enrollment (FTE) ³	122.7
Amount per Pupil ²	\$1,646
Adult Education	\$0
Adult Supplemental Education	\$0
Special Education Coop	\$0
TOTAL	\$201,922

	2021-2022 Actual	% Change
General	\$67,436	-4%
Federal Funds	\$0	0%
Supplemental General	\$113,818	3%
Preschool-Aged At-Risk	\$0	0%
At Risk (K-12)	\$0	0%
Bilingual Education	\$0	0%
Virtual Education	\$0	0%
Capital Outlay	\$3,585	0%
Driver Training	\$0	0%
Declining Enrollment	\$0	0%
Extraordinary School Program	\$0	0%
Food Service	\$0	0%
Professional Development	\$0	0%
Parent Education Program	\$0	0%
Summer School	\$0	0%
Special Education	\$0	-100%
Cost of Living	\$0	0%
Career and Postsecondary Ed.	\$0	0%
Gifts & Grants ¹	\$0	0%
Special Liability Expense	\$0	0%
School Retirement	\$0	0%
Extraordinary Growth Facilities	\$0	0%
Special Reserve	\$0	0%
KPERS Spec. Ret. Contribution	\$19,188	-1%
Contingency Reserve	\$0	0%
Text Book & Student Material	\$0	0%
Activity Fund	\$0	0%
Bond and Interest #1	\$0	0%
Bond and Interest #2	\$0	0%
No-Fund Warrant	\$0	0%
Special Assessment	\$0	0%
Temporary Note	\$0	0%
SUBTOTAL	\$204,027	1%
Enrollment (FTE) ³	143.6	17%
Amount per Pupil ²	\$1,421	-14%
Adult Education	\$0	0%
Adult Supplemental Education	\$0	0%
Special Education Coop	\$0	0%
TOTAL	\$204,027	1%

	2022-2023 Budget	% Change
General	\$74,500	10%
Federal Funds	\$0	0%
Supplemental General	\$121,000	6%
Preschool-Aged At-Risk	\$0	0%
At Risk (K-12)	\$0	0%
Bilingual Education	\$0	0%
Virtual Education	\$0	0%
Capital Outlay	\$10,000	179%
Driver Training	\$0	0%
Declining Enrollment	\$0	0%
Extraordinary School Program	\$0	0%
Food Service	\$0	0%
Professional Development	\$0	0%
Parent Education Program	\$0	0%
Summer School	\$0	0%
Special Education	\$2,211	0%
Cost of Living	\$0	0%
Career and Postsecondary Ed.	\$0	0%
Gifts & Grants ¹	\$0	0%
Special Liability Expense	\$0	0%
School Retirement	\$0	0%
Extraordinary Growth Facilities	\$0	0%
Special Reserve	\$0	0%
KPERS Spec. Ret. Contribution	\$19,955	4%
Contingency Reserve	\$0	0%
Text Book & Student Material	\$0	0%
Activity Fund	\$0	0%
Bond and Interest #1	\$0	0%
Bond and Interest #2	\$0	0%
No-Fund Warrant	\$0	0%
Special Assessment	\$0	0%
Temporary Note	\$0	0%
SUBTOTAL	\$227,666	12%
Enrollment (FTE) ³	133.0	-7%
Amount per Pupil ²	\$1,712	20%
Adult Education	\$0	0%
Adult Supplemental Education	\$0	0%
Special Education Coop	\$0	0%
TOTAL	\$227,666	12%

1. Gifts & Grants includes private grants and grants from non-federal sources.
2. Amount per pupil excludes the following funds: Adult Education, Adult Supplemental Education, and Special Education Coop.
3. FTE enrollment includes 9/20 and 2/20 counts, Preschool-Aged At-Risk (4 year old) and Virtual; excludes KAMS. Beginning in 2017-2018, full-day Kindergarten is funded as 1.0 FTE.

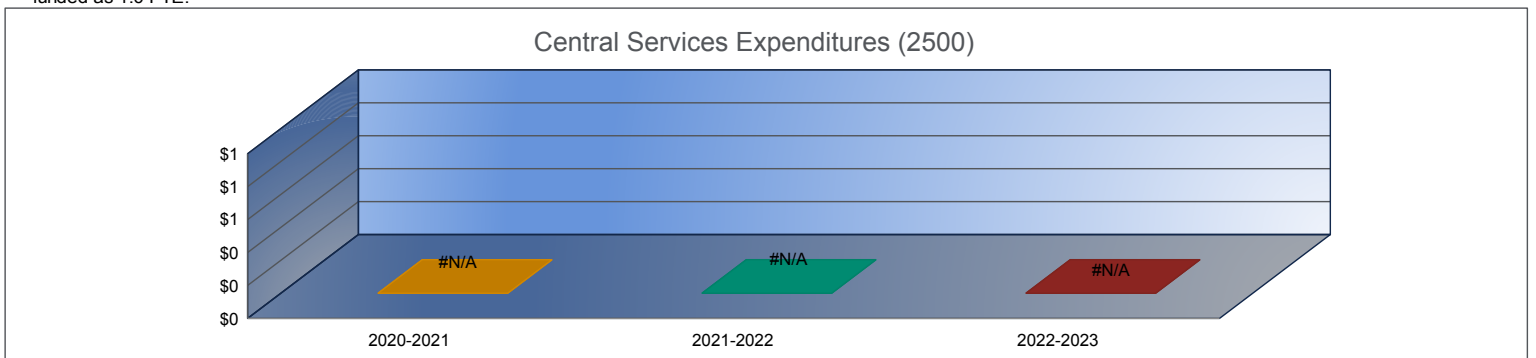


Note: Numbers on charts are within 1% due to rounding.
Sumexpen.xlsx

Central Services Expenditures (2500)

	2020-2021 Actual	2021-2022 Actual	% Change	2022-2023 Budget	% Change
General	\$0	\$0	0%	\$0	0%
Federal Funds	\$0	\$0	0%	\$0	0%
Supplemental General	\$0	\$0	0%	\$0	0%
Preschool-Aged At-Risk	\$0	\$0	0%	\$0	0%
At Risk (K-12)	\$0	\$0	0%	\$0	0%
Bilingual Education	\$0	\$0	0%	\$0	0%
Virtual Education	\$0	\$0	0%	\$0	0%
Capital Outlay	\$0	\$0	0%	\$0	0%
Driver Training	\$0	\$0	0%	\$0	0%
Declining Enrollment	\$0	\$0	0%	\$0	0%
Extraordinary School Program	\$0	\$0	0%	\$0	0%
Food Service	\$0	\$0	0%	\$0	0%
Professional Development	\$0	\$0	0%	\$0	0%
Parent Education Program	\$0	\$0	0%	\$0	0%
Summer School	\$0	\$0	0%	\$0	0%
Special Education	\$0	\$0	0%	\$0	0%
Cost of Living	\$0	\$0	0%	\$0	0%
Career and Postsecondary Ed.	\$0	\$0	0%	\$0	0%
Gifts & Grants ¹	\$0	\$0	0%	\$0	0%
Special Liability	\$0	\$0	0%	\$0	0%
School Retirement	\$0	\$0	0%	\$0	0%
Extraordinary Growth Facilities	\$0	\$0	0%	\$0	0%
Special Reserve	\$0	\$0	0%		
KPERS Spec. Ret. Contribution	\$0	\$0	0%	\$0	0%
Contingency Reserve	\$0	\$0	0%		
Text Book & Student Material	\$0	\$0	0%		
Activity Fund	\$0	\$0	0%		
Bond and Interest #1	\$0	\$0	0%	\$0	0%
Bond and Interest #2	\$0	\$0	0%	\$0	0%
No-Fund Warrant	\$0	\$0	0%	\$0	0%
Special Assessment	\$0	\$0	0%	\$0	0%
Temporary Note	\$0	\$0	0%	\$0	0%
SUBTOTAL	\$0	\$0	0%	\$0	0%
Enrollment (FTE) ³	122.7	143.6	17%	133.0	-7%
Amount per Pupil ²	\$0	\$0	0%	\$0	0%
Adult Education	\$0	\$0	0%	\$0	0%
Adult Supplemental Education	\$0	\$0	0%	\$0	0%
Special Education Coop	\$0	\$0	0%	\$0	0%
TOTAL	\$0	\$0	0%	\$0	0%

1. Gifts & Grants includes private grants and grants from non-federal sources.
2. Amount per pupil excludes the following funds: Adult Education, Adult Supplemental Education, and Special Education Coop.
3. FTE enrollment includes 9/20 and 2/20 counts, Preschool-Aged At-Risk (4 year old) and Virtual; excludes KAMS. Beginning in 2017-2018, full-day Kindergarten is funded as 1.0 FTE.

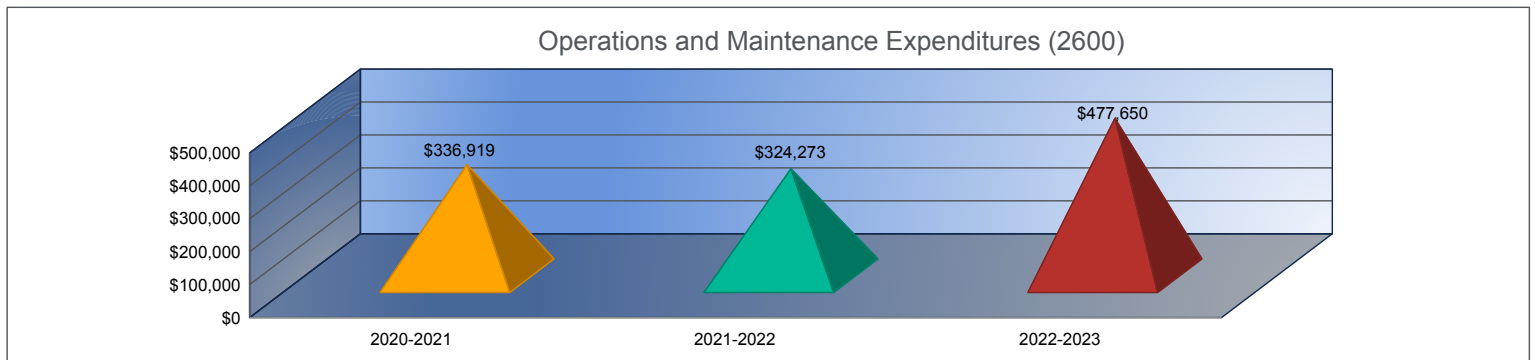


Note: Numbers on charts are within 1% due to rounding.
Sumexpen.xlsx

Operations and Maintenance Expenditures (2600)

	2020-2021 Actual	2021-2022 Actual	% Change	2022-2023 Budget	% Change
General	\$27,931	\$48,307	73%	\$67,500	40%
Federal Funds	\$28,180	\$11,523	-59%	\$0	-100%
Supplemental General	\$109,819	\$164,091	49%	\$170,000	4%
Preschool-Aged At-Risk	\$0	\$0	0%	\$0	0%
At Risk (K-12)	\$0	\$0	0%	\$0	0%
Bilingual Education	\$0	\$0	0%	\$0	0%
Virtual Education	\$0	\$0	0%	\$0	0%
Capital Outlay	\$140,438	\$78,423	-44%	\$205,125	162%
Driver Training	\$0	\$0	0%	\$0	0%
Declining Enrollment	\$0	\$0	0%	\$0	0%
Extraordinary School Program	\$0	\$0	0%	\$0	0%
Food Service	\$1,138	\$845	-26%	\$2,000	137%
Professional Development	\$0	\$0	0%	\$0	0%
Parent Education Program	\$0	\$0	0%	\$0	0%
Summer School	\$0	\$0	0%	\$0	0%
Special Education	\$0	\$0	0%	\$0	0%
Cost of Living	\$0	\$0	0%	\$0	0%
Career and Postsecondary Ed.	\$8,692	\$7,379	-15%	\$18,771	154%
Gifts & Grants ¹	\$0	\$0	0%	\$0	0%
Special Liability	\$0	\$0	0%	\$0	0%
School Retirement	\$0	\$0	0%	\$0	0%
Extraordinary Growth Facilities	\$0	\$0	0%	\$0	0%
Special Reserve	\$0	\$0	0%		
KPERS Spec. Ret. Contribution	\$13,819	\$13,705	-1%	\$14,254	4%
Contingency Reserve	\$6,902	\$0	-100%		
Text Book & Student Material	\$0	\$0	0%		
Activity Fund	\$0	\$0	0%		
Bond and Interest #1	\$0	\$0	0%	\$0	0%
Bond and Interest #2	\$0	\$0	0%	\$0	0%
No-Fund Warrant	\$0	\$0	0%	\$0	0%
Special Assessment	\$0	\$0	0%	\$0	0%
Temporary Note	\$0	\$0	0%	\$0	0%
SUBTOTAL	\$336,919	\$324,273	-4%	\$477,650	47%
Enrollment (FTE) ³	122.7	143.6	17%	133.0	-7%
Amount per Pupil ²	\$2,746	\$2,258	-18%	\$3,591	59%
Adult Education	\$0	\$0	0%	\$0	0%
Adult Supplemental Education	\$0	\$0	0%	\$0	0%
Special Education Coop	\$0	\$0	0%	\$0	0%
TOTAL	\$336,919	\$324,273	-4%	\$477,650	47%

1. Gifts & Grants includes private grants and grants from non-federal sources.
2. Amount per pupil excludes the following funds: Adult Education, Adult Supplemental Education, and Special Education Coop.
3. FTE enrollment includes 9/20 and 2/20 counts, Preschool-Aged At-Risk (4 year old) and Virtual; excludes KAMS. Beginning in 2017-2018, full-day Kindergarten is funded as 1.0 FTE.

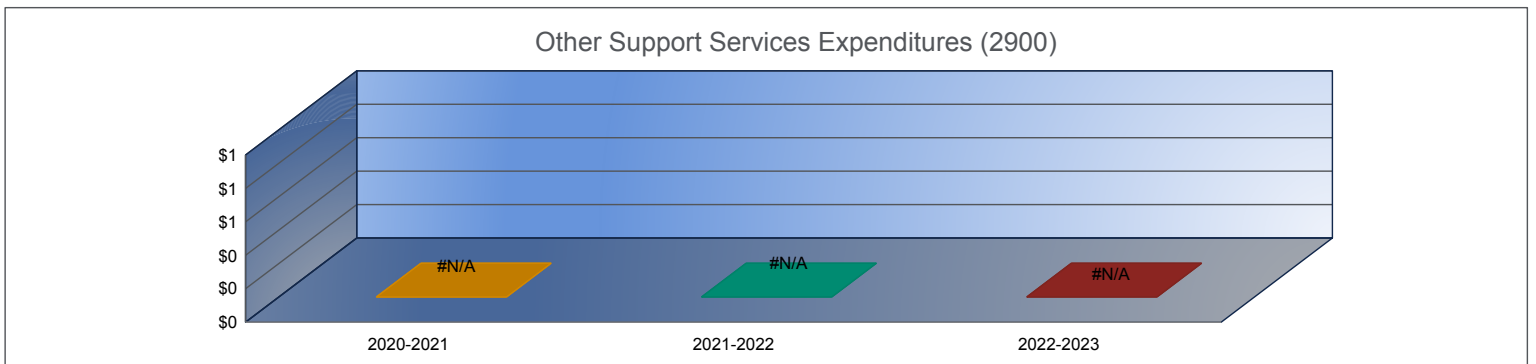


Note: Numbers on charts are within 1% due to rounding.
Sumexpen.xlsx

Other Support Services Expenditures (2900)

	2020-2021 Actual	2021-2022 Actual	% Change	2022-2023 Budget	% Change
General	\$0	\$0	0%	\$0	0%
Federal Funds	\$0	\$0	0%	\$0	0%
Supplemental General	\$0	\$0	0%	\$0	0%
Preschool-Aged At-Risk	\$0	\$0	0%	\$0	0%
At Risk (K-12)	\$0	\$0	0%	\$0	0%
Bilingual Education	\$0	\$0	0%	\$0	0%
Virtual Education	\$0	\$0	0%	\$0	0%
Capital Outlay	\$0	\$0	0%	\$0	0%
Driver Training	\$0	\$0	0%	\$0	0%
Declining Enrollment	\$0	\$0	0%	\$0	0%
Extraordinary School Program	\$0	\$0	0%	\$0	0%
Food Service	\$0	\$0	0%	\$0	0%
Professional Development	\$0	\$0	0%	\$0	0%
Parent Education Program	\$0	\$0	0%	\$0	0%
Summer School	\$0	\$0	0%	\$0	0%
Special Education	\$0	\$0	0%	\$0	0%
Cost of Living	\$0	\$0	0%	\$0	0%
Career and Postsecondary Ed.	\$0	\$0	0%	\$0	0%
Gifts & Grants ¹	\$0	\$0	0%	\$0	0%
Special Liability	\$0	\$0	0%	\$0	0%
School Retirement	\$0	\$0	0%	\$0	0%
Extraordinary Growth Facilities	\$0	\$0	0%	\$0	0%
Special Reserve	\$0	\$0	0%		
KPERS Spec. Ret. Contribution	\$0	\$0	0%	\$0	0%
Contingency Reserve	\$0	\$0	0%		
Text Book & Student Material	\$0	\$0	0%		
Activity Fund	\$0	\$0	0%		
Bond and Interest #1	\$0	\$0	0%	\$0	0%
Bond and Interest #2	\$0	\$0	0%	\$0	0%
No-Fund Warrant	\$0	\$0	0%	\$0	0%
Special Assessment	\$0	\$0	0%	\$0	0%
Temporary Note	\$0	\$0	0%	\$0	0%
SUBTOTAL	\$0	\$0	0%	\$0	0%
Enrollment (FTE) ³	122.7	143.6	17%	133.0	-7%
Amount per Pupil ²	\$0	\$0	0%	\$0	0%
Adult Education	\$0	\$0	0%	\$0	0%
Adult Supplemental Education	\$0	\$0	0%	\$0	0%
Special Education Coop	\$0	\$0	0%	\$0	0%
TOTAL	\$0	\$0	0%	\$0	0%

1. Gifts & Grants includes private grants and grants from non-federal sources.
2. Amount per pupil excludes the following funds: Adult Education, Adult Supplemental Education, and Special Education Coop.
3. FTE enrollment includes 9/20 and 2/20 counts, Preschool-Aged At-Risk (4 year old) and Virtual; excludes KAMS. Beginning in 2017-2018, full-day Kindergarten is funded as 1.0 FTE.



Note: Numbers on charts are within 1% due to rounding.
Sumexpen.xlsx

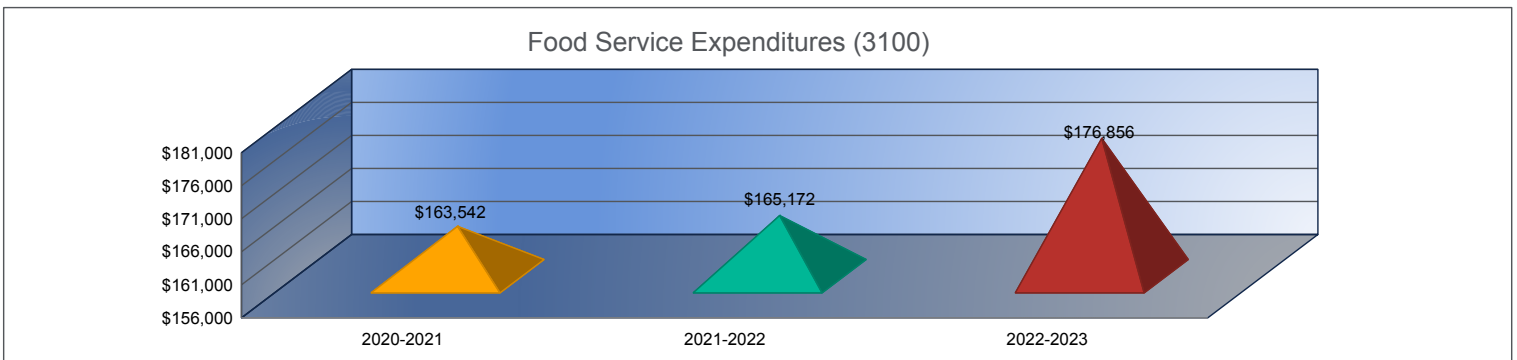
Food Service Expenditures (3100)

	2020-2021 Actual
General	\$0
Federal Funds	\$0
Supplemental General	\$0
Preschool-Aged At-Risk	\$0
At Risk (K-12)	\$0
Bilingual Education	\$0
Virtual Education	\$0
Capital Outlay	\$0
Driver Training	\$0
Declining Enrollment	\$0
Extraordinary School Program	\$0
Food Service	\$154,330
Professional Development	\$0
Parent Education Program	\$0
Summer School	\$0
Special Education	\$0
Cost of Living	\$0
Career and Postsecondary Ed.	\$0
Gifts & Grants ¹	\$0
Special Liability	\$0
School Retirement	\$0
Extraordinary Growth Facilities	\$0
Special Reserve	\$0
KPERS Spec. Ret. Contribution	\$9,212
Contingency Reserve	\$0
Text Book & Student Material	\$0
Activity Fund	\$0
Bond and Interest #1	\$0
Bond and Interest #2	\$0
No-Fund Warrant	\$0
Special Assessment	\$0
Temporary Note	\$0
SUBTOTAL	\$163,542
Enrollment (FTE) ³	122.7
Amount per Pupil ²	\$1,333
Adult Education	\$0
Adult Supplemental Education	\$0
Special Education Coop	\$0
TOTAL	\$163,542

	2021-2022 Actual	% Change
General	\$0	0%
Federal Funds	\$0	0%
Supplemental General	\$0	0%
Preschool-Aged At-Risk	\$0	0%
At Risk (K-12)	\$0	0%
Bilingual Education	\$0	0%
Virtual Education	\$0	0%
Capital Outlay	\$0	0%
Driver Training	\$0	0%
Declining Enrollment	\$0	0%
Extraordinary School Program	\$0	0%
Food Service	\$156,035	1%
Professional Development	\$0	0%
Parent Education Program	\$0	0%
Summer School	\$0	0%
Special Education	\$0	0%
Cost of Living	\$0	0%
Career and Postsecondary Ed.	\$0	0%
Gifts & Grants ¹	\$0	0%
Special Liability	\$0	0%
School Retirement	\$0	0%
Extraordinary Growth Facilities	\$0	0%
Special Reserve	\$0	0%
KPERS Spec. Ret. Contribution	\$9,137	-1%
Contingency Reserve	\$0	0%
Text Book & Student Material	\$0	0%
Activity Fund	\$0	0%
Bond and Interest #1	\$0	0%
Bond and Interest #2	\$0	0%
No-Fund Warrant	\$0	0%
Special Assessment	\$0	0%
Temporary Note	\$0	0%
SUBTOTAL	\$165,172	1%
Enrollment (FTE) ³	143.6	17%
Amount per Pupil ²	\$1,150	-14%
Adult Education	\$0	0%
Adult Supplemental Education	\$0	0%
Special Education Coop	\$0	0%
TOTAL	\$165,172	1%

	2022-2023 Budget	% Change
General	\$0	0%
Federal Funds	\$0	0%
Supplemental General	\$0	0%
Preschool-Aged At-Risk	\$0	0%
At Risk (K-12)	\$0	0%
Bilingual Education	\$0	0%
Virtual Education	\$0	0%
Capital Outlay	\$0	0%
Driver Training	\$0	0%
Declining Enrollment	\$0	0%
Extraordinary School Program	\$0	0%
Food Service	\$167,352	7%
Professional Development	\$0	0%
Parent Education Program	\$0	0%
Summer School	\$0	0%
Special Education	\$0	0%
Cost of Living	\$0	0%
Career and Postsecondary Ed.	\$0	0%
Gifts & Grants ¹	\$0	0%
Special Liability	\$0	0%
School Retirement	\$0	0%
Extraordinary Growth Facilities	\$0	0%
Special Reserve	\$0	0%
KPERS Spec. Ret. Contribution	\$9,504	4%
Contingency Reserve	\$0	0%
Text Book & Student Material	\$0	0%
Activity Fund	\$0	0%
Bond and Interest #1	\$0	0%
Bond and Interest #2	\$0	0%
No-Fund Warrant	\$0	0%
Special Assessment	\$0	0%
Temporary Note	\$0	0%
SUBTOTAL	\$176,856	7%
Enrollment (FTE) ³	133.0	-7%
Amount per Pupil ²	\$1,330	16%
Adult Education	\$0	0%
Adult Supplemental Education	\$0	0%
Special Education Coop	\$0	0%
TOTAL	\$176,856	7%

1. Gifts & Grants includes private grants and grants from non-federal sources.
2. Amount per pupil excludes the following funds: Adult Education, Adult Supplemental Education, and Special Education Coop.
3. FTE enrollment includes 9/20 and 2/20 counts, Preschool-Aged At-Risk (4 year old) and Virtual; excludes KAMS. Beginning in 2017-2018, full-day Kindergarten is funded as 1.0 FTE.

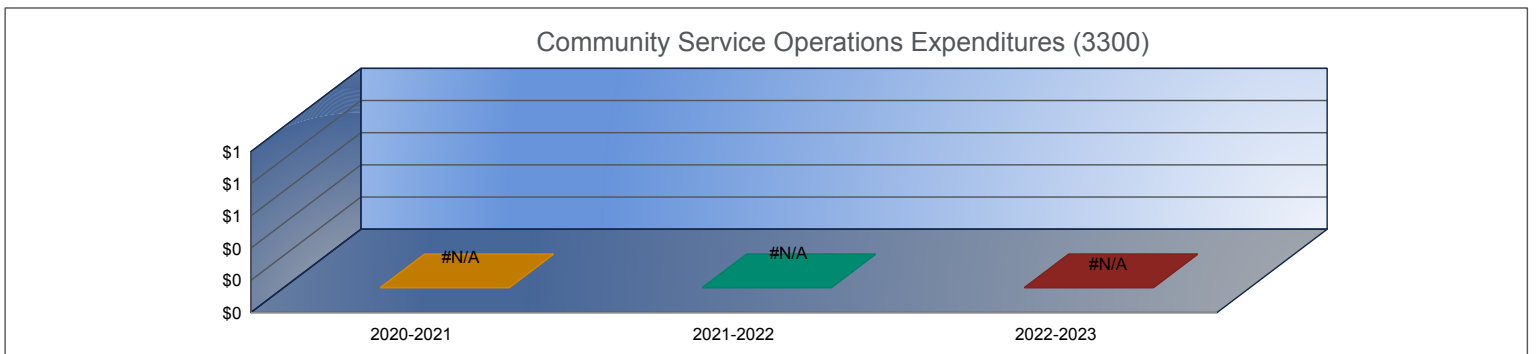


Note: Numbers on charts are within 1% due to rounding.
Sumexpen.xlsx

Community Service Operations Expenditures (3300)

	2020-2021 Actual	2021-2022 Actual	% Change	2022-2023 Budget	% Change
General	\$0	\$0	0%	\$0	0%
Federal Funds	\$0	\$0	0%	\$0	0%
Supplemental General	\$0	\$0	0%	\$0	0%
Preschool-Aged At-Risk	\$0	\$0	0%	\$0	0%
At Risk (K-12)	\$0	\$0	0%	\$0	0%
Bilingual Education	\$0	\$0	0%	\$0	0%
Virtual Education	\$0	\$0	0%	\$0	0%
Capital Outlay	\$0	\$0	0%	\$0	0%
Driver Training	\$0	\$0	0%	\$0	0%
Declining Enrollment	\$0	\$0	0%	\$0	0%
Extraordinary School Program	\$0	\$0	0%	\$0	0%
Food Service	\$0	\$0	0%	\$0	0%
Professional Development	\$0	\$0	0%	\$0	0%
Parent Education Program	\$0	\$0	0%	\$0	0%
Summer School	\$0	\$0	0%	\$0	0%
Special Education	\$0	\$0	0%	\$0	0%
Cost of Living	\$0	\$0	0%	\$0	0%
Career and Postsecondary Ed.	\$0	\$0	0%	\$0	0%
Gifts & Grants ¹	\$0	\$0	0%	\$0	0%
Special Liability	\$0	\$0	0%	\$0	0%
School Retirement	\$0	\$0	0%	\$0	0%
Extraordinary Growth Facilities	\$0	\$0	0%	\$0	0%
Special Reserve	\$0	\$0	0%		
KPERS Spec. Ret. Contribution	\$0	\$0	0%	\$0	0%
Contingency Reserve	\$0	\$0	0%		
Text Book & Student Material	\$0	\$0	0%		
Activity Fund	\$0	\$0	0%		
Bond and Interest #1	\$0	\$0	0%	\$0	0%
Bond and Interest #2	\$0	\$0	0%	\$0	0%
No-Fund Warrant	\$0	\$0	0%	\$0	0%
Special Assessment	\$0	\$0	0%	\$0	0%
Temporary Note	\$0	\$0	0%	\$0	0%
SUBTOTAL	\$0	\$0	0%	\$0	0%
Enrollment (FTE) ³	122.7	143.6	17%	133.0	-7%
Amount per Pupil ²	\$0	\$0	0%	\$0	0%
Adult Education	\$0	\$0	0%	\$0	0%
Adult Supplemental Education	\$0	\$0	0%	\$0	0%
Special Education Coop	\$0	\$0	0%	\$0	0%
TOTAL	\$0	\$0	0%	\$0	0%

1. Gifts & Grants includes private grants and grants from non-federal sources.
2. Amount per pupil excludes the following funds: Adult Education, Adult Supplemental Education, and Special Education Coop.
3. FTE enrollment includes 9/20 and 2/20 counts, Preschool-Aged At-Risk (4 year old) and Virtual; excludes KAMS. Beginning in 2017-2018, full-day Kindergarten is funded as 1.0 FTE.



Note: Numbers on charts are within 1% due to rounding.
Sumexpen.xlsx

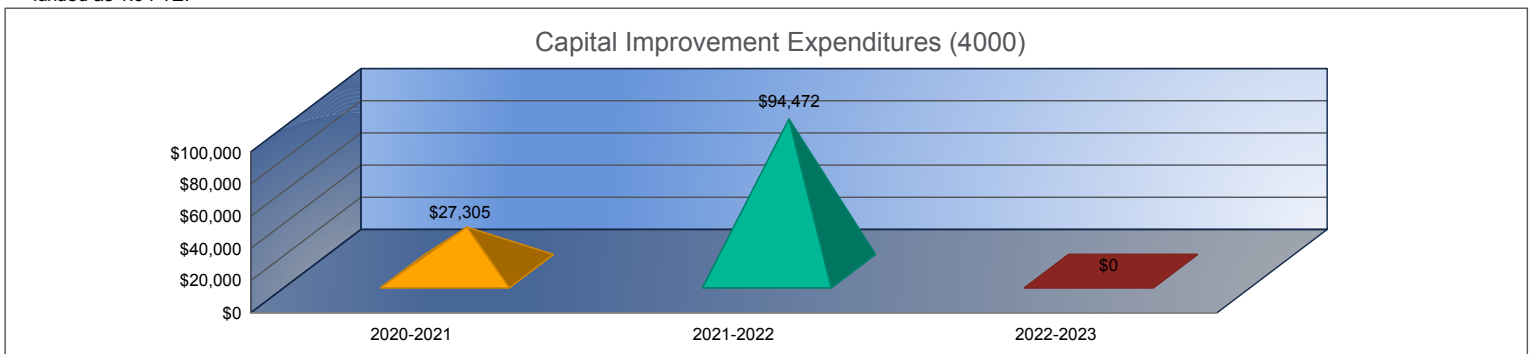
Capital Improvement Expenditures (4000)

	2020-2021 Actual
General	\$0
Federal Funds	\$19,301
Supplemental General	\$0
Preschool-Aged At-Risk	\$0
At Risk (K-12)	\$0
Bilingual Education	\$0
Virtual Education	\$0
Capital Outlay	\$8,004
Driver Training	\$0
Declining Enrollment	\$0
Extraordinary School Program	\$0
Food Service	\$0
Professional Development	\$0
Parent Education Program	\$0
Summer School	\$0
Special Education	\$0
Cost of Living	\$0
Career and Postsecondary Ed.	\$0
Gifts & Grants ¹	\$0
Special Liability	\$0
School Retirement	\$0
Extraordinary Growth Facilities	\$0
Special Reserve	\$0
KPERS Spec. Ret. Contribution	\$0
Contingency Reserve	\$0
Text Book & Student Material	\$0
Activity Fund	\$0
Bond and Interest #1	\$0
Bond and Interest #2	\$0
No-Fund Warrant	\$0
Special Assessment	\$0
Temporary Note	\$0
SUBTOTAL	\$27,305
Enrollment (FTE) ³	122.7
Amount per Pupil ²	\$223
Adult Education	\$0
Adult Supplemental Education	\$0
Special Education Coop	\$0
TOTAL	\$27,305

	2021-2022 Actual	% Change
General	\$0	0%
Federal Funds	\$9,556	-50%
Supplemental General	\$0	0%
Preschool-Aged At-Risk	\$0	0%
At Risk (K-12)	\$0	0%
Bilingual Education	\$0	0%
Virtual Education	\$0	0%
Capital Outlay	\$84,916	961%
Driver Training	\$0	0%
Declining Enrollment	\$0	0%
Extraordinary School Program	\$0	0%
Food Service	\$0	0%
Professional Development	\$0	0%
Parent Education Program	\$0	0%
Summer School	\$0	0%
Special Education	\$0	0%
Cost of Living	\$0	0%
Career and Postsecondary Ed.	\$0	0%
Gifts & Grants ¹	\$0	0%
Special Liability	\$0	0%
School Retirement	\$0	0%
Extraordinary Growth Facilities	\$0	0%
Special Reserve	\$0	0%
KPERS Spec. Ret. Contribution	\$0	0%
Contingency Reserve	\$0	0%
Text Book & Student Material	\$0	0%
Activity Fund	\$0	0%
Bond and Interest #1	\$0	0%
Bond and Interest #2	\$0	0%
No-Fund Warrant	\$0	0%
Special Assessment	\$0	0%
Temporary Note	\$0	0%
SUBTOTAL	\$94,472	246%
Enrollment (FTE) ³	143.6	17%
Amount per Pupil ²	\$658	195%
Adult Education	\$0	0%
Adult Supplemental Education	\$0	0%
Special Education Coop	\$0	0%
TOTAL	\$94,472	246%

	2022-2023 Budget	% Change
General	\$0	0%
Federal Funds	\$0	-100%
Supplemental General	\$0	0%
Preschool-Aged At-Risk	\$0	0%
At Risk (K-12)	\$0	0%
Bilingual Education	\$0	0%
Virtual Education	\$0	0%
Capital Outlay	\$0	-100%
Driver Training	\$0	0%
Declining Enrollment	\$0	0%
Extraordinary School Program	\$0	0%
Food Service	\$0	0%
Professional Development	\$0	0%
Parent Education Program	\$0	0%
Summer School	\$0	0%
Special Education	\$0	0%
Cost of Living	\$0	0%
Career and Postsecondary Ed.	\$0	0%
Gifts & Grants ¹	\$0	0%
Special Liability	\$0	0%
School Retirement	\$0	0%
Extraordinary Growth Facilities	\$0	0%
Special Reserve	\$0	0%
KPERS Spec. Ret. Contribution	\$0	0%
Contingency Reserve	\$0	0%
Text Book & Student Material	\$0	0%
Activity Fund	\$0	0%
Bond and Interest #1	\$0	0%
Bond and Interest #2	\$0	0%
No-Fund Warrant	\$0	0%
Special Assessment	\$0	0%
Temporary Note	\$0	0%
SUBTOTAL	\$0	-100%
Enrollment (FTE) ³	133.0	-7%
Amount per Pupil ²	\$0	-100%
Adult Education	\$0	0%
Adult Supplemental Education	\$0	0%
Special Education Coop	\$0	0%
TOTAL	\$0	-100%

1. Gifts & Grants includes private grants and grants from non-federal sources.
2. Amount per pupil excludes the following funds: Adult Education, Adult Supplemental Education, and Special Education Coop.
3. FTE enrollment includes 9/20 and 2/20 counts, Preschool-Aged At-Risk (4 year old) and Virtual; excludes KAMS. Beginning in 2017-2018, full-day Kindergarten is funded as 1.0 FTE.



Note: Numbers on charts are within 1% due to rounding.
Sumexpen.xlsx

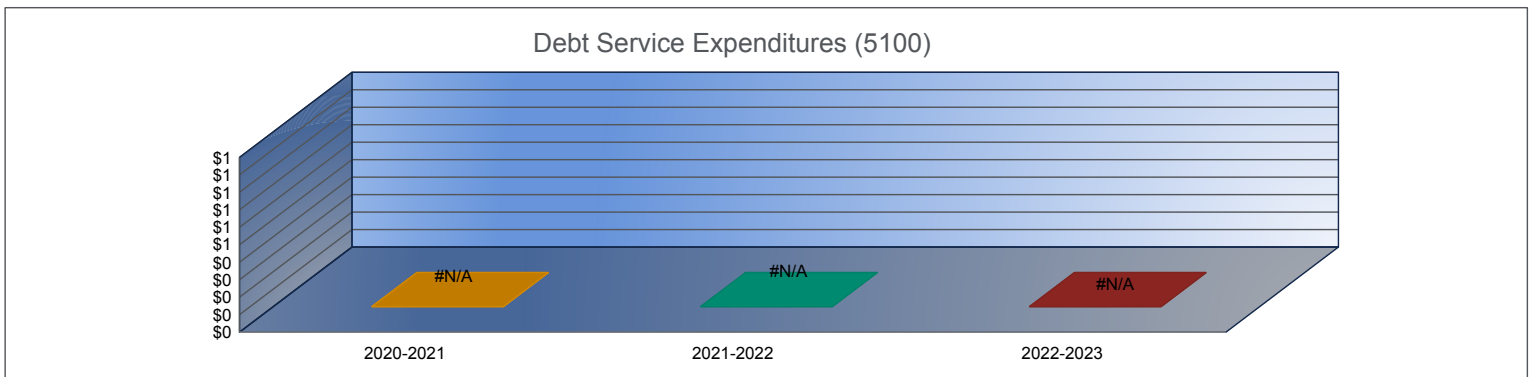
Debt Service Expenditures (5100)

	2020-2021 Actual
General	\$0
Federal Funds	\$0
Supplemental General	\$0
Preschool-Aged At-Risk	\$0
At Risk (K-12)	\$0
Bilingual Education	\$0
Virtual Education	\$0
Capital Outlay	\$0
Driver Training	\$0
Declining Enrollment	\$0
Extraordinary School Program	\$0
Food Service	\$0
Professional Development	\$0
Parent Education Program	\$0
Summer School	\$0
Special Education	\$0
Cost of Living	\$0
Career and Postsecondary Ed.	\$0
Gifts & Grants ¹	\$0
Special Liability	\$0
School Retirement	\$0
Extraordinary Growth Facilities	\$0
Special Reserve	\$0
KPERS Spec. Ret. Contribution	\$0
Contingency Reserve	\$0
Text Book & Student Material	\$0
Activity Fund	\$0
Bond and Interest #1	\$0
Bond and Interest #2	\$0
No-Fund Warrant	\$0
Special Assessment	\$0
Temporary Note	\$0
SUBTOTAL	\$0
Enrollment (FTE) ³	122.7
Amount per Pupil ²	\$0
Adult Education	\$0
Adult Supplemental Education	\$0
Special Education Coop	\$0
TOTAL	\$0

	2021-2022 Actual	% Change
General	\$0	0%
Federal Funds	\$0	0%
Supplemental General	\$0	0%
Preschool-Aged At-Risk	\$0	0%
At Risk (K-12)	\$0	0%
Bilingual Education	\$0	0%
Virtual Education	\$0	0%
Capital Outlay	\$0	0%
Driver Training	\$0	0%
Declining Enrollment	\$0	0%
Extraordinary School Program	\$0	0%
Food Service	\$0	0%
Professional Development	\$0	0%
Parent Education Program	\$0	0%
Summer School	\$0	0%
Special Education	\$0	0%
Cost of Living	\$0	0%
Career and Postsecondary Ed.	\$0	0%
Gifts & Grants ¹	\$0	0%
Special Liability	\$0	0%
School Retirement	\$0	0%
Extraordinary Growth Facilities	\$0	0%
Special Reserve	\$0	0%
KPERS Spec. Ret. Contribution	\$0	0%
Contingency Reserve	\$0	0%
Text Book & Student Material	\$0	0%
Activity Fund	\$0	0%
Bond and Interest #1	\$0	0%
Bond and Interest #2	\$0	0%
No-Fund Warrant	\$0	0%
Special Assessment	\$0	0%
Temporary Note	\$0	0%
SUBTOTAL	\$0	0%
Enrollment (FTE) ³	143.6	17%
Amount per Pupil ²	\$0	0%
Adult Education	\$0	0%
Adult Supplemental Education	\$0	0%
Special Education Coop	\$0	0%
TOTAL	\$0	0%

	2022-2023 Budget	% Change
General	\$0	0%
Federal Funds	\$0	0%
Supplemental General	\$0	0%
Preschool-Aged At-Risk	\$0	0%
At Risk (K-12)	\$0	0%
Bilingual Education	\$0	0%
Virtual Education	\$0	0%
Capital Outlay	\$0	0%
Driver Training	\$0	0%
Declining Enrollment	\$0	0%
Extraordinary School Program	\$0	0%
Food Service	\$0	0%
Professional Development	\$0	0%
Parent Education Program	\$0	0%
Summer School	\$0	0%
Special Education	\$0	0%
Cost of Living	\$0	0%
Career and Postsecondary Ed.	\$0	0%
Gifts & Grants ¹	\$0	0%
Special Liability	\$0	0%
School Retirement	\$0	0%
Extraordinary Growth Facilities	\$0	0%
Special Reserve	\$0	0%
KPERS Spec. Ret. Contribution	\$0	0%
Contingency Reserve	\$0	0%
Text Book & Student Material	\$0	0%
Activity Fund	\$0	0%
Bond and Interest #1	\$0	0%
Bond and Interest #2	\$0	0%
No-Fund Warrant	\$0	0%
Special Assessment	\$0	0%
Temporary Note	\$0	0%
SUBTOTAL	\$0	0%
Enrollment (FTE) ³	133.0	-7%
Amount per Pupil ²	\$0	0%
Adult Education	\$0	0%
Adult Supplemental Education	\$0	0%
Special Education Coop	\$0	0%
TOTAL	\$0	0%

1. Gifts & Grants includes private grants and grants from non-federal sources.
2. Amount per pupil excludes the following funds: Adult Education, Adult Supplemental Education, and Special Education Coop.
3. FTE enrollment includes 9/20 and 2/20 counts, Preschool-Aged At-Risk (4 year old) and Virtual; excludes KAMS. Beginning in 2017-2018, full-day Kindergarten is funded as 1.0 FTE.



Note: Numbers on charts are within 1% due to rounding.
Sumexpen.xlsx

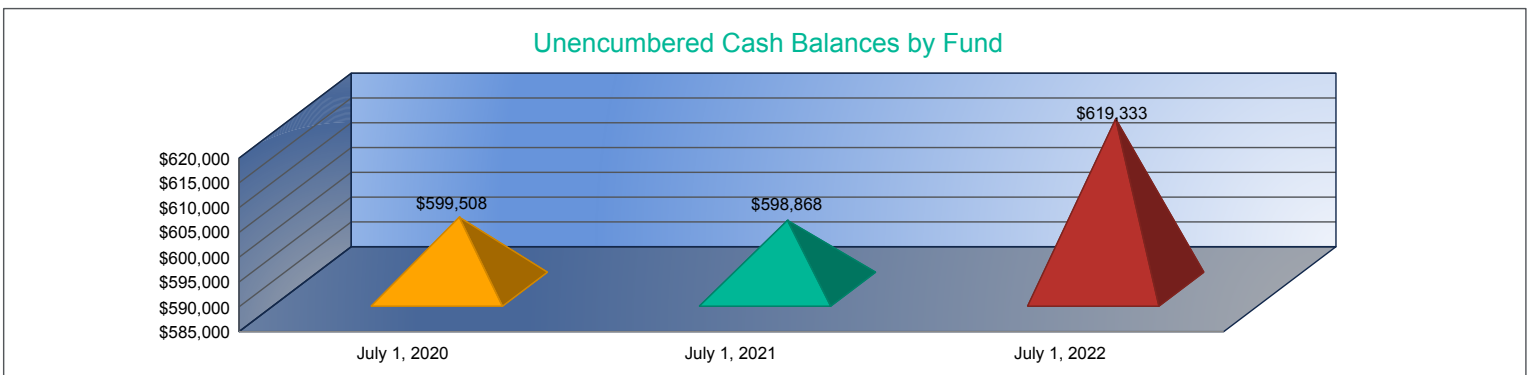
Unencumbered Cash Balances by Fund

	July 1, 2020
General	\$2,148
Federal Funds	-\$1,180
Supplemental General	\$26,758
Preschool-Aged At-Risk	\$18,272
At Risk (K-12)	\$28,937
Bilingual Education	\$0
Virtual Education	\$0
Capital Outlay	\$139,050
Driver Training	\$1,298
Declining Enrollment	\$0
Extraordinary School Program	\$0
Food Service	\$8,321
Professional Development	\$12,072
Parent Education Program	\$0
Summer School	\$0
Special Education	\$33,757
Cost of Living	\$0
Career and Post-Secondary Ed.	\$10,007
Gifts & Grants ¹	\$17,052
Special Liability	\$0
School Retirement	\$0
Extraordinary Growth Facilities	\$0
Special Reserve	\$0
KPERS Spec. Ret. Contribution	\$0
Contingency Reserve	\$225,000
Text Book & Student Material	\$49,301
Activity Fund	\$28,715
Bond and Interest #1	\$0
Bond and Interest #2	\$0
No Fund Warrant	\$0
Special Assessment	\$0
Temporary Note	\$0
SUBTOTAL	\$599,508
Enrollment (FTE) ³	122.7
Amount per Pupil ²	\$4,886
Adult Education	\$0
Adult Supplemental Education	\$0
Special Education Coop	\$0
TOTAL	\$599,508

	July 1, 2021
General	\$407
Federal Funds	-\$2,892
Supplemental General	\$47,926
Preschool-Aged At-Risk	\$10,302
At Risk (K-12)	\$9,154
Bilingual Education	\$0
Virtual Education	\$0
Capital Outlay	\$150,285
Driver Training	\$2,419
Declining Enrollment	\$0
Extraordinary School Program	\$0
Food Service	\$29,723
Professional Development	\$9,975
Parent Education Program	\$0
Summer School	\$0
Special Education	\$13,467
Cost of Living	\$0
Career and Post-Secondary Ed.	\$11,483
Gifts & Grants ¹	\$39,797
Special Liability	\$0
School Retirement	\$0
Extraordinary Growth Facilities	\$0
Special Reserve	\$0
KPERS Spec. Ret. Contribution	\$0
Contingency Reserve	\$225,000
Text Book & Student Material	\$19,022
Activity Fund	\$32,800
Bond and Interest #1	\$0
Bond and Interest #2	\$0
No Fund Warrant	\$0
Special Assessment	\$0
Temporary Note	\$0
SUBTOTAL	\$598,868
Enrollment (FTE) ³	143.6
Amount per Pupil ²	\$4,170
Adult Education	\$0
Adult Supplemental Education	\$0
Special Education Coop	\$0
TOTAL	\$598,868

	July 1, 2022
General	\$407
Federal Funds	\$12,589
Supplemental General	\$24,189
Preschool-Aged At-Risk	\$23,687
At Risk (K-12)	\$12,412
Bilingual Education	\$0
Virtual Education	\$0
Capital Outlay	\$140,120
Driver Training	\$3,942
Declining Enrollment	\$0
Extraordinary School Program	\$0
Food Service	\$21,246
Professional Development	\$9,579
Parent Education Program	\$0
Summer School	\$0
Special Education	\$29,245
Cost of Living	\$0
Career and Post-Secondary Ed.	\$15,771
Gifts & Grants ¹	\$29,283
Special Liability	\$0
School Retirement	\$0
Extraordinary Growth Facilities	\$0
Special Reserve	\$0
KPERS Spec. Ret. Contribution	\$0
Contingency Reserve	\$225,000
Text Book & Student Material	\$41,039
Activity Fund	\$30,824
Bond and Interest #1	\$0
Bond and Interest #2	\$0
No Fund Warrant	\$0
Special Assessment	\$0
Temporary Note	\$0
SUBTOTAL	\$619,333
Enrollment (FTE) ³	133.0
Amount per Pupil ²	\$4,657
Adult Education	\$0
Adult Supplemental Education	\$0
Special Education Coop	\$0
TOTAL	\$619,333

1. Gifts & Grants includes private grants and grants from non-federal sources.
2. Amount per pupil excludes the following funds: Adult Education, Adult Supplemental Education, and Special Education Coop.
3. FTE enrollment includes 9/20 and 2/20 counts, Preschool-Aged At-Risk (4 year old) and Virtual; excludes KAMS. Beginning in 2017-2018, full-day Kindergarten is funded as 1.0 FTE.



Note: Numbers on charts are within 1% due to rounding.
Sumexpen.xlsx

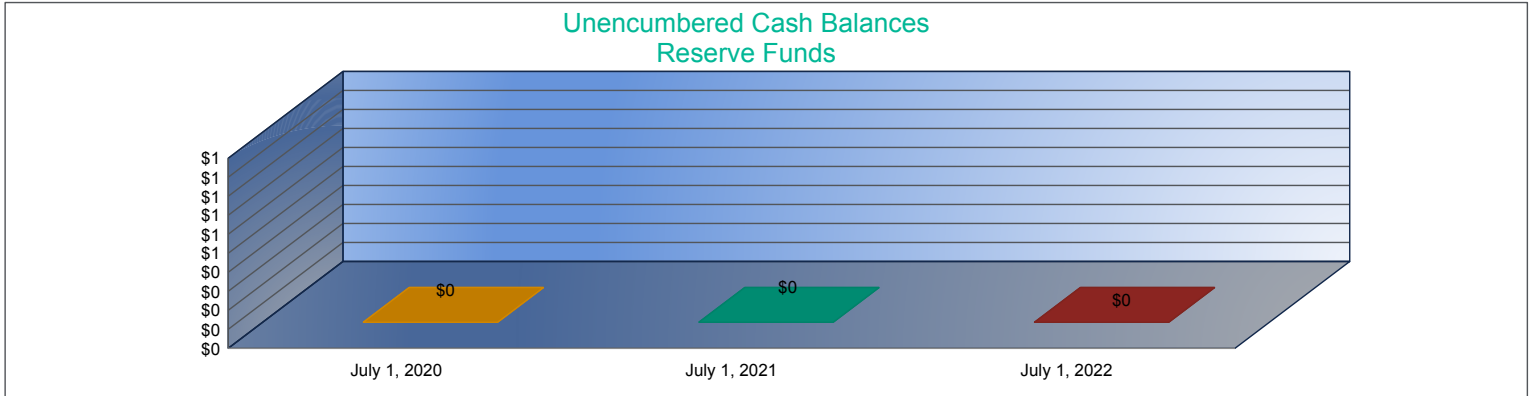
Unencumbered Cash Balances Reserve Funds

	July 1, 2020
Special Reserve	\$0
Amount per Pupil	\$0

	July 1, 2021
Special Reserve	\$0
Amount per Pupil	\$0

	July 1, 2022
Special Reserve	\$0
Amount per Pupil	\$0

School districts are authorized by law to self insure rather than purchase insurance for the following categories: Worker's Comp, Health Insurance, Life Insurance, Property and Casualty (Risk Management) and Disability Income Insurance. Monies are placed in the Self Insured Fund to pay for claims which may arise from the categories listed above.

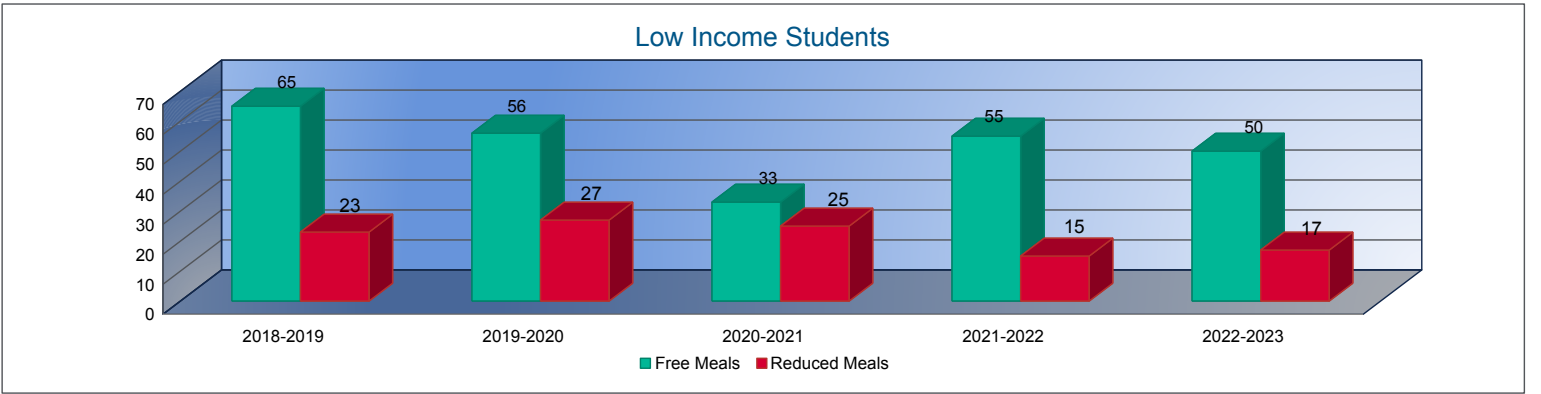
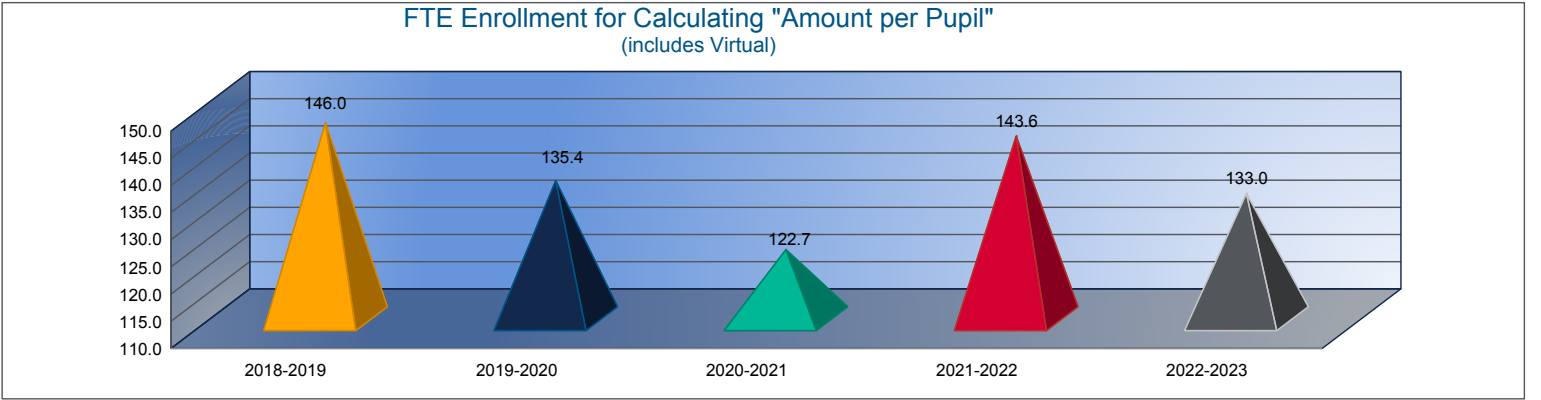
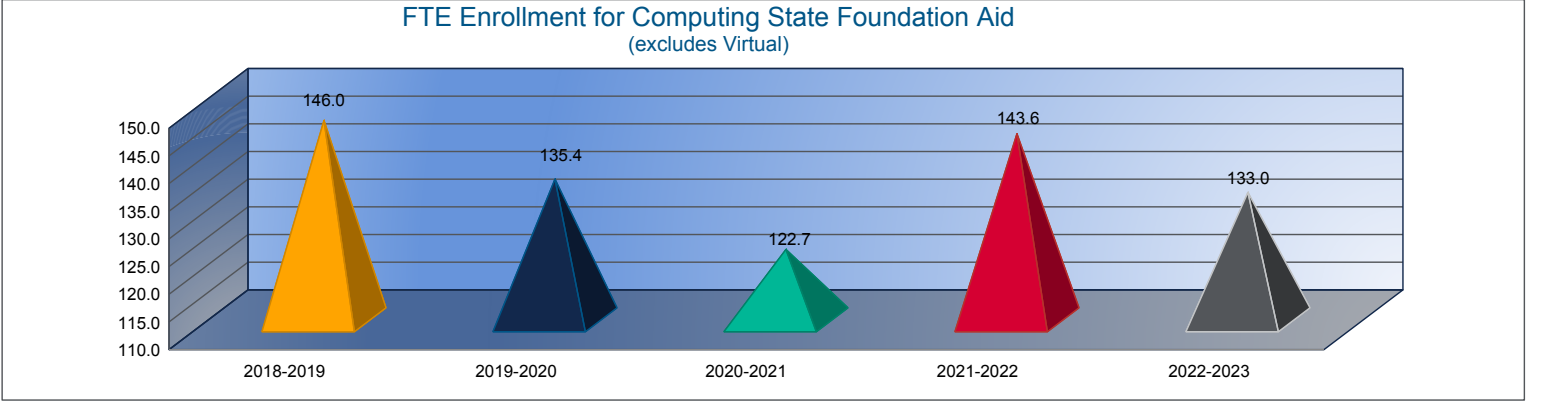


Note: Numbers on charts are within 1% due to rounding.
Sumexpen.xlsx

Enrollment Information

	2018-2019 Actual	2019-2020 Actual	% Change	2020-2021 Actual	% Change	2021-2022 Actual	% Change	2022-2023 Budget	% Change
FTE Enrollment (excl. Virtual) ¹	146.0	135.4	-7%	122.7	-9%	143.6	17%	133.0	-7%
FTE Enrollment (incl. Virtual) ¹	146.0	135.4	-7%	122.7	-9%	143.6	17%	133.0	-7%
Free Meal Student Headcount	65	56	-14%	33	-41%	55	67%	50	-9%
Reduced Meal Student Headcount	23	27	17%	25	-7%	15	-40%	17	13%

1. FTE Enrollment includes 9/20 and 2/20 counts, Preschool-Aged At-Risk (4 year olds). Beginning in the 2017-2018 school year, full-day Kindergarten is funded as 1.0 FTE. KAMS FTE is excluded.



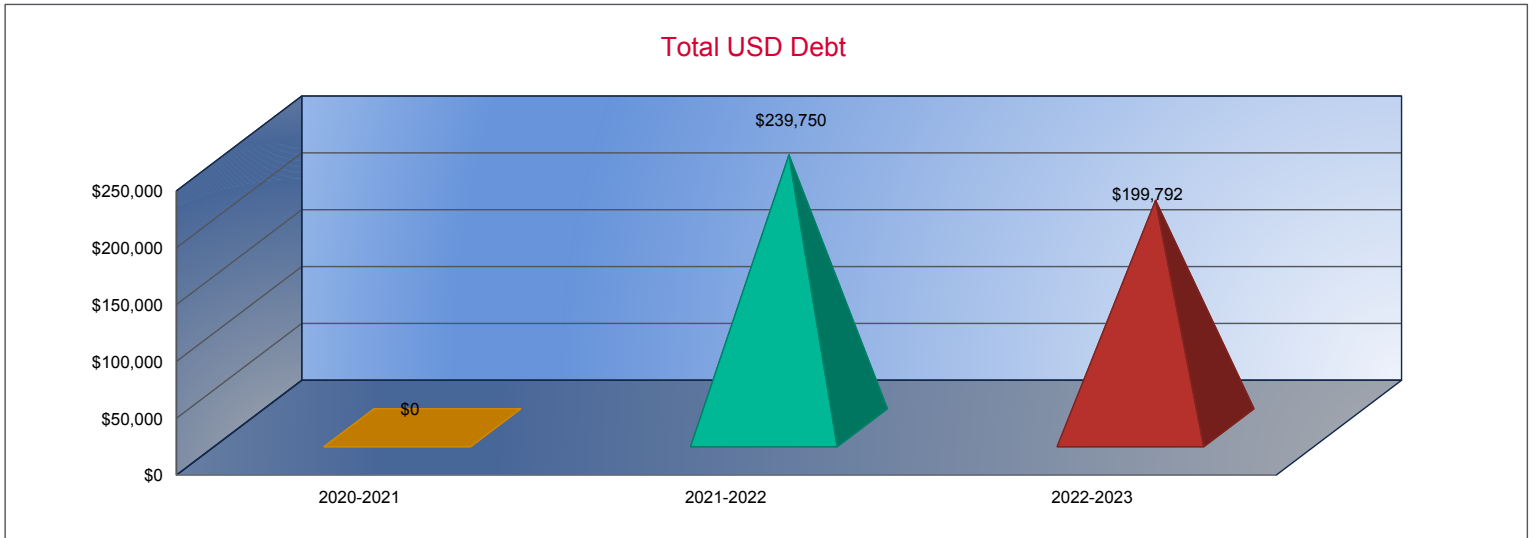
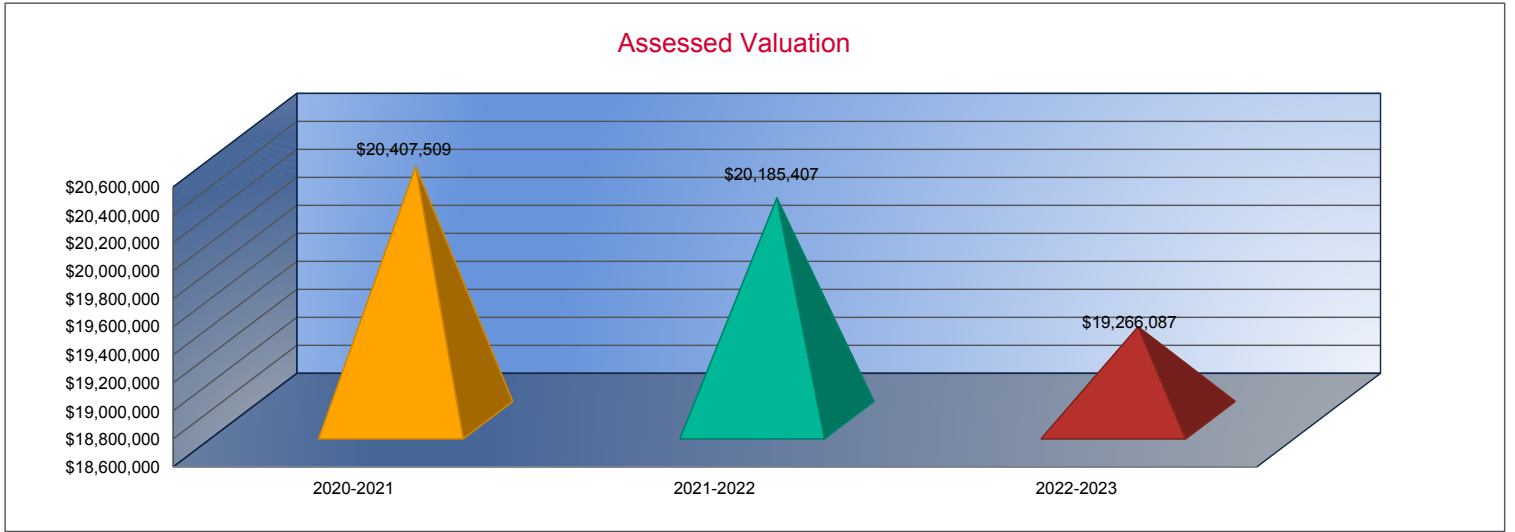
Note: Numbers on charts are within 1% due to rounding.
Sumexpen.xlsx

Other Information

	2020-2021 Actual
Assessed Valuation	\$20,407,509
Total USD Debt	\$0

	2021-2022 Actual
Assessed Valuation	\$20,185,407
Total USD Debt	\$239,750

	2022-2023 Budget
Assessed Valuation	\$19,266,087
Total USD Debt	\$199,792



Note: Numbers on charts are within 1% due to rounding.
Sumexpen.xlsx

Sources of Revenue and Proposed Budget for 2022-2023

Fund	2022-2023 Amount Budgeted	Estimated Sources of Revenue - 2022-2023 July 1, 2022 Cash Balance	Estimated Sources of Revenue - 2022-2023		Estimated Sources of Revenue - 2022-2023			Estimated July 1, 2023 Cash Balance
			State	Federal	Local Interest	Transfers	Other	
General	\$1,836,149	\$407	\$1,835,742	\$0			\$0	\$0
Supplemental General	\$631,373	\$24,189	\$0			\$0	\$607,184	
Adult Education	\$0	\$0	\$0	\$0	\$0	\$0	\$0	\$0
Preschool-Aged At-Risk (4 yr Old)	\$93,687	\$23,687		\$0	\$0	\$70,000	\$0	\$0
Adult Supplemental Education	\$0	\$0			\$0	\$0	\$0	\$0
At Risk (K-12)	\$237,412	\$12,412		\$0	\$0	\$225,000	\$0	\$0
Bilingual Education	\$0	\$0		\$0	\$0	\$0	\$0	\$0
Virtual Education	\$0	\$0			\$0	\$0	\$0	\$0
Capital Outlay	\$299,125	\$140,120	\$0	\$0	\$0	\$0	\$158,835	-\$170
Driver Training	\$6,457	\$3,942	\$1,215	\$0	\$0	\$1,000	\$300	\$0
Declining Enrollment	\$0	\$0				\$0	\$0	\$0
Extraordinary School Program	\$0	\$0		\$0	\$0	\$0	\$0	\$0
Food Service	\$169,352	\$21,246	\$657	\$63,479	\$400	\$34,000	\$49,570	\$0
Professional Development	\$15,479	\$9,579	\$900	\$0	\$0	\$5,000	\$0	\$0
Parent Education Program	\$0	\$0	\$0	\$0	\$0	\$0	\$0	\$0
Summer School	\$0	\$0		\$0	\$0	\$0	\$0	\$0
Special Education	\$339,245	\$29,245	\$0	\$0	\$0	\$290,000	\$20,000	\$0
Career and Postsecondary Education	\$91,771	\$15,771	\$0	\$0	\$0	\$75,000	\$1,000	\$0
Special Liability Expense Fund	\$0	\$0			\$0	\$0	\$0	\$0
Special Reserve Fund		\$0						
Gifts and Grants	\$29,283	\$29,283	\$0	\$0			\$0	\$29,283
Textbook & Student Materials Revolving		\$41,039						
School Retirement	\$0	\$0			\$0		\$0	\$0
Extraordinary Growth Facilities	\$0	\$0				\$0	\$0	
KPERS Special Retirement Contribution	\$190,049	\$0	\$190,049					
Contingency Reserve		\$225,000						
Activity Funds		\$30,824						
Bond and Interest #1	\$0	\$0	\$0	\$0	\$0		\$0	\$0
Bond and Interest #2	\$0	\$0	\$0	\$0	\$0		\$0	\$0
No Fund Warrant	\$0	\$0					\$0	\$0
Special Assessment	\$0	\$0					\$0	\$0
Temporary Note	\$0	\$0			\$0		\$0	\$0
Coop Special Education	\$0	\$0	\$0	\$0	\$0		\$0	\$0
Federal Funds	\$124,678	\$12,589		\$112,089				\$0
Cost of Living	\$0	\$0				\$0	\$0	
SUBTOTAL	\$4,064,060	\$619,333	\$2,028,563	\$175,568	\$400	\$700,000	\$836,889	\$29,113
Less Transfers	\$700,000							
TOTAL Budget Expenditures	\$3,364,060							

Sources of Revenue

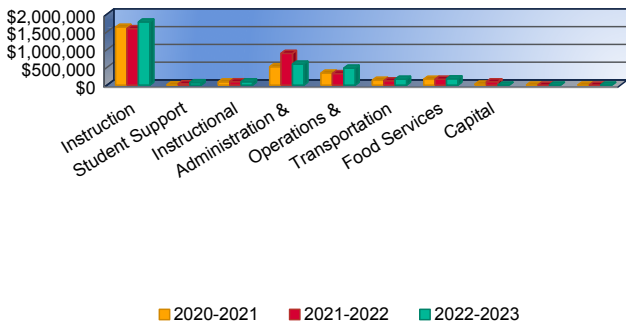
	2020-2021	2021-2022	2022-2023
State Revenues	1,886,448	1,938,662	2,028,563
Federal Revenues	217,599	153,873	175,568
Local Revenues ¹	798,578	1,271,343	837,289
Total Revenues	2,902,625	3,363,878	3,041,420
Revenues Per Pupil	23,656	23,425	22,868

1. Excludes "Transfers" to avoid duplication of revenue.

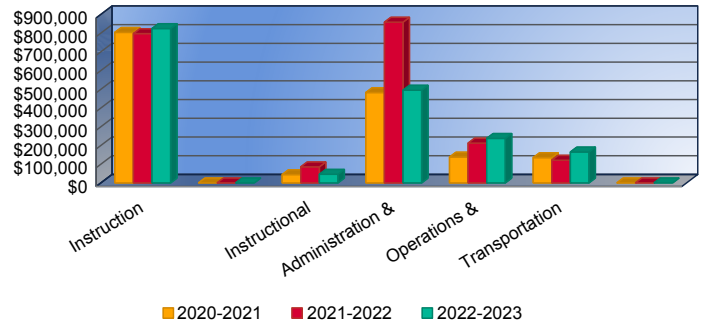
Note: Effective July 1, 2014 (2014-2015 school year) KSA 72-5142 states proceeds from the Ad Valorem taxes levied for the General Fund shall be remitted to the State Treasurer. Such remittance shall be redistributed as State Foundation (General State) Aid.

USD 212 - Northern Valley

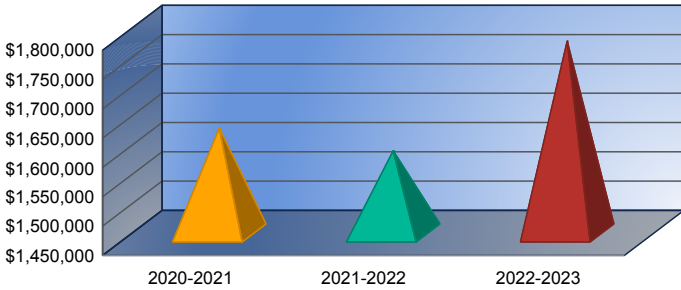
Summary of Total Expenditures by Function (All Funds)



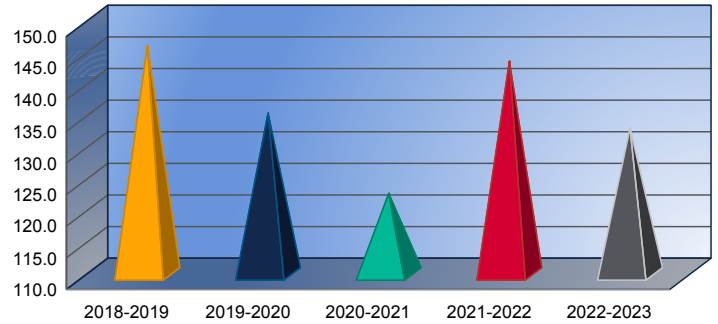
General and Supplemental General Fund Expenditures by Function



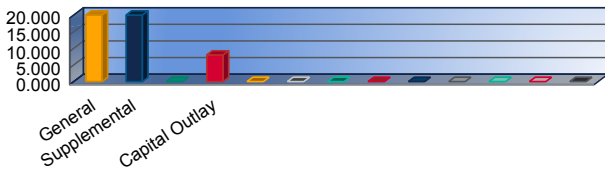
Instruction Expenditures



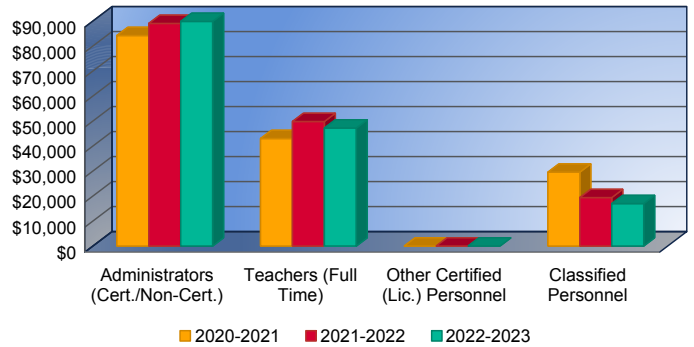
FTE Enrollment for Budget Authority



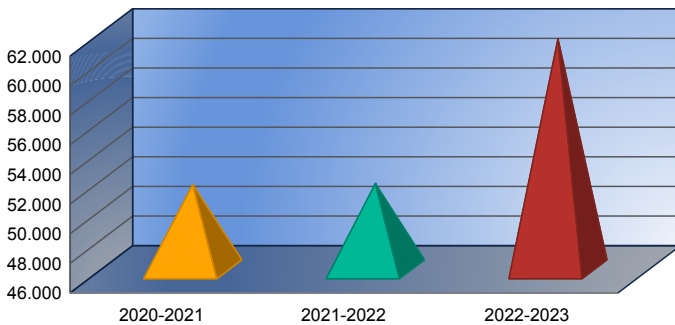
Mill Rates by Fund



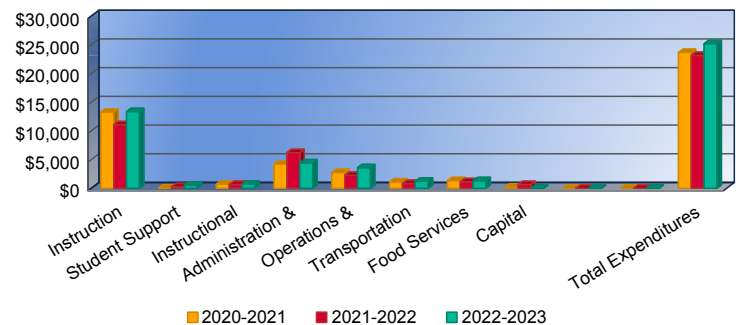
Average Salary



Total USD Mill Rate



Amount Per Pupil By Function (All Funds)



Budget at a Glance

USD 212 - Northern Valley

2022-2023



Kansas leads the world in the success of each student.

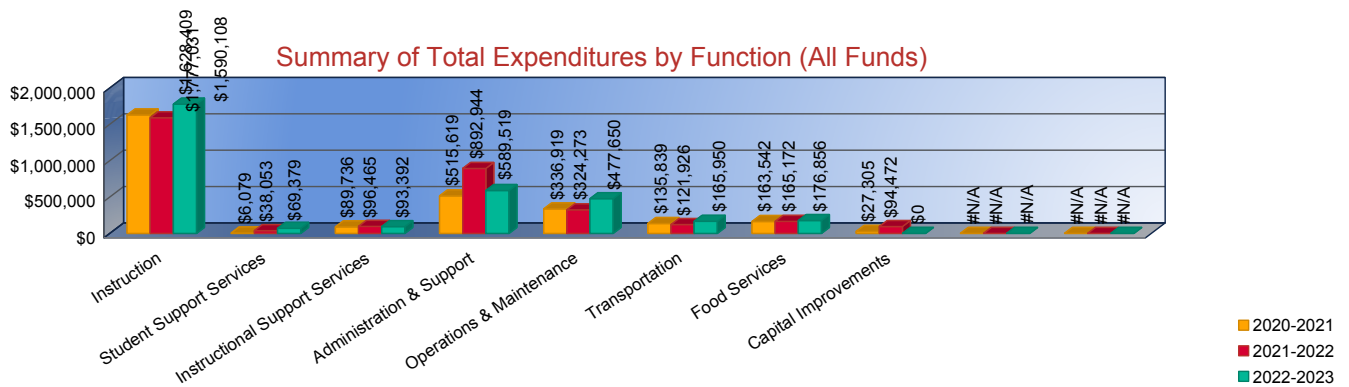
Table of Contents

Summary of Total Expenditures by Function (All Funds).....	3
Total Expenditures by Function (All Funds).....	4
Total Expenditures Amount per Pupil by Function (All Funds).....	5
Summary of General and Supplemental General Fund Expenditures.....	6
Instruction Expenses.....	7
Sources of Revenue and Proposed Budget for 2022-2023.....	8
Enrollment and Low Income Students.....	9
Mill Rates by Fund.....	10
Assessed Valuation and Bonded Indebtedness.....	11
Average Salary.....	12
District Reports.....	13

Summary of Total Expenditures by Function (All Funds)

	2020-2021 Actual	% of Total	2021-2022 Actual	% of Total	% Change	2022-2023 Budget	% of Total	% Change
Instruction	\$0	162840900%	\$1	#####	48%	\$0	#####	53%
Student Support Services	\$0	607900%	\$0	3805300%	1%	\$5	6937900%	2%
Instructional Support Services	\$0	8973600%	\$0	9646500%	3%	\$0	9339200%	3%
Administration & Support	\$0	51561900%	\$0	89294400%	27%	\$1	58951900%	18%
Operations & Maintenance	\$0	33691900%	\$0	32427300%	10%	\$0	47765000%	14%
Transportation	\$0	13583900%	\$0	12192600%	4%	\$0	16595000%	5%
Food Services	\$0	16354200%	\$0	16517200%	5%	\$0	17685600%	5%
Capital Improvements	\$0	2730500%	\$0	9447200%	3%	\$2	0%	0%
Debt Services	\$0	0%	\$0	0%	0%	\$0	0%	0%
Other Costs	\$0	0%	\$0	0%	0%	\$0	0%	0%
Total Expenditures¹	0	290344800%	\$1	#####	100%	\$0	#####	100%
Amount per Pupil	\$0		\$0		0%	\$0		0%
Current Expenditures²	\$0	272640800%	\$1	#####	100%	\$0	#####	100%
Amount per Pupil	\$0		\$0		0%	\$0		0%
Percent of Expenditures for Instruction³								
Total Expenditures	\$0	159981100%	\$1	#####	47%	\$0	#####	52%
Current Expenditures	\$0	159981100%	\$1	#####	50%	\$0	#####	57%

- Funds Included: (06) General, (07) Federal Funds, (08) Supplemental General, (10) Adult Education, (11) Preschool-Aged At-Risk, (12) Adult Supplemental Education, (13) At Risk (K-12), (14) Bilingual Education, (15) Virtual Education, (16) Capital Outlay, (18) Driver Education, (22) Extraordinary School Program, (26) Professional Development, (28) Parent Education, (29) Summer School, (30) Special Education, (34) Career and Postsecondary Education, (35) Gifts & Grants, (42) Special Liability Expense, (44) School Retirement, (51) KPERs Special Retirement Contribution, (53) Contingency Reserve, (55) Textbook & Student Material Revolving, (56) Activity Fund, (62) Bond & Interest #1, (63) Bond & Interest #2, (66) No-Fund Warrant, (67) Special Assessment, and (78) Special Education Coop Fund.
 - Current Expenditures excludes Capital Outlay (Code 16) and Bond Debt expenditures (Code 62 & 63)
 - Instruction excludes Capital Outlay (Code 16) and Bond Debt expenditures (Code 62 & 63)
- Functions Included: Instruction (1000), Student Support Services (2100), Instructional Support Services (2200), Administration & Support (2300, 2400, 2500), Operations & Maintenance (2600), Transportation (2700), Food Service (3100), Other Costs (2900, 3300), Capital Improvements (4000), Debt Services (5100) and Transfers (5200)

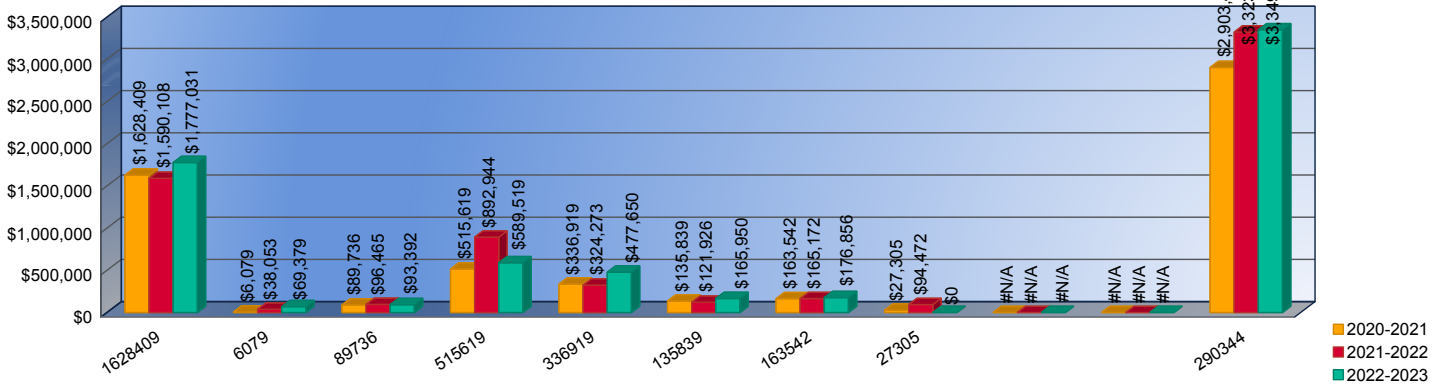


Total Expenditures By Function (All Funds)

	2020-2021 Actual	2021-2022 Actual	2022-2023 Budget
Instruction	\$1,628,409	\$1,590,108	\$1,777,031
Student Support	\$6,079	\$38,053	\$69,379
Instructional Support	\$89,736	\$96,465	\$93,392
Administration & Support	\$515,619	\$892,944	\$589,519
Operations & Maintenance	\$336,919	\$324,273	\$477,650
Transportation	\$135,839	\$121,926	\$165,950
Food Services	\$163,542	\$165,172	\$176,856
Capital Improvements	\$27,305	\$94,472	\$0
Debt Services	\$0	\$0	\$0
Other Costs	\$0	\$0	\$0
Total Expenditures¹	\$2,903,448	\$3,323,413	\$3,349,777

1. Funds Included: (06) General, (07) Federal Funds, (08) Supplemental General, (10) Adult Education, (11) Preschool-Aged At-Risk, (12) Adult Supplemental Education, (13) At Risk (K-12), (14) Bilingual Education, (15) Virtual Education, (16) Capital Outlay, (18) Driver Education, (22) Extraordinary School Program, (26) Professional Development, (28) Parent Education, (29) Summer School, (30) Special Education, (34) Career and Postsecondary Education, (35) Gifts & Grants, (42) Special Liability Expense, (44) School Retirement, (51) KPERS Special Retirement Contribution, (53) Contingency Reserve, (55) Textbook & Student Material Revolving, (56) Activity Fund, (62) Bond & Interest #1, (63) Bond & Interest #2, (66) No-Fund Warrant, (67) Special Assessment, and (78) Special Education Coop Fund.

Total Expenditures By Function (All Funds)



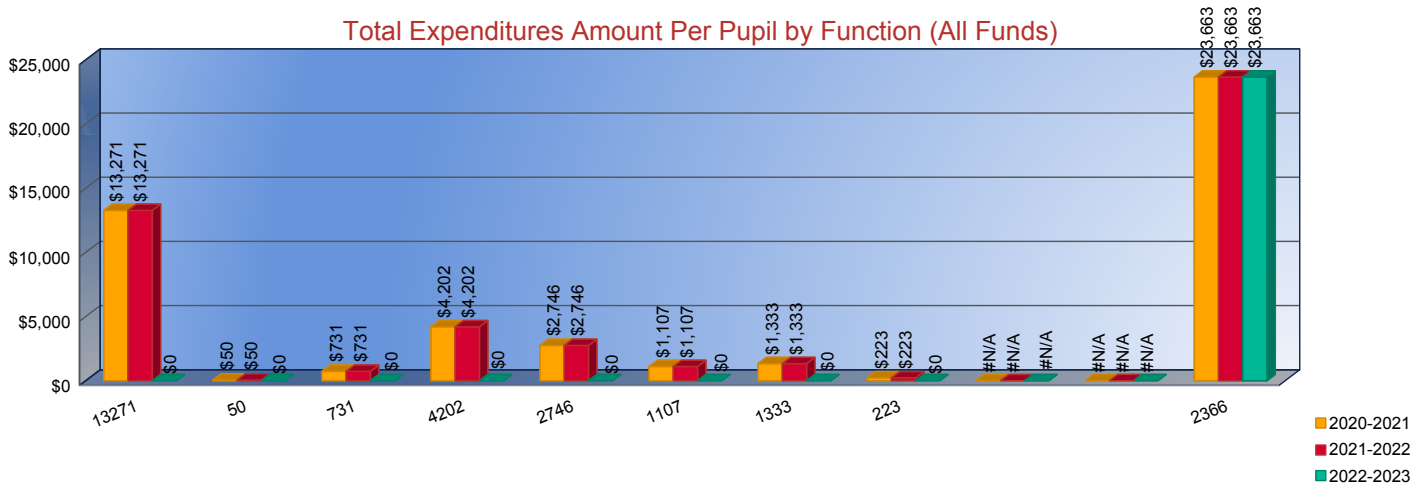
Total Expenditures Amount Per Pupil by Function (All Funds)

2020-2021 Actual	2021-2022 Actual	2022-2023 Budget
---------------------	---------------------	---------------------

Budget at-a-Glance

			2022-2023 USD #212
Instruction	\$13,271	\$11,073	13361.13534
Student Support	\$50	\$265	\$522
Instructional Support	\$731	\$672	\$702
Administration & Support	\$4,202	\$6,218	\$4,432
Operations & Maintenance	\$2,746	\$2,258	\$3,591
Transportation	\$1,107	\$849	\$1,248
Food Services	\$1,333	\$1,150	\$1,330
Capital Improvements	\$223	\$658	\$0
Debt Services	\$0	\$0	\$0
Other Costs	\$0	\$0	\$0
Total Expenditures¹	\$23,663	\$23,144	\$25,186
Enrollment (FTE) ²	122.7	143.6	133.0

1. Funds Included: (06) General, (07) Federal Funds, (08) Supplemental General, (10) Adult Education, (11) Preschool-Aged At-Risk, (12) Adult Supplemental Education, (13) At Risk (K-12), (14) Bilingual Education, (15) Virtual Education, (16) Capital Outlay, (18) Driver Education, (22) Extraordinary School Program, (26) Professional Development, (28) Parent Education, (29) Summer School, (30) Special Education, (34) Career and Postsecondary Education, (35) Gifts & Grants, (42) Special Liability Expense, (44) School Retirement, (51) KPERs Special Retirement Contribution, (53) Contingency Reserve, (55) Textbook & Student Material Revolving, (56) Activity Fund, (62) Bond & Interest #1, (63) Bond & Interest #2, (66) No-Fund Warrant, (67) Special Assessment, and (78) Special Education Coop Fund.



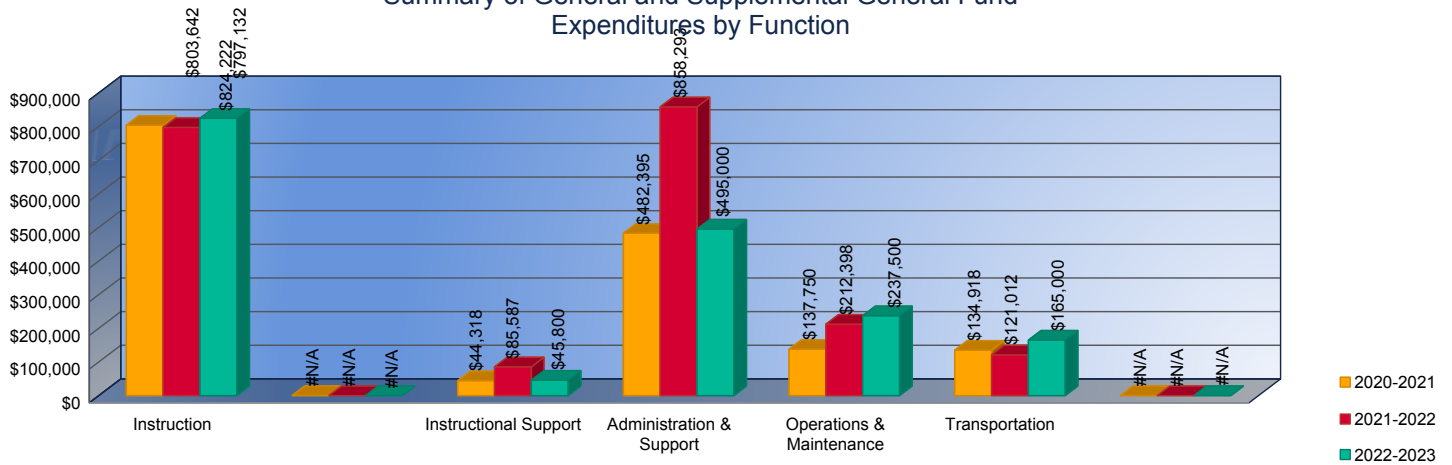
Summary of General and Supplemental General Fund Expenditures by Function*

2020-2021 Actual	% of Total	2021-2022 Actual	% of Total	% Change	2022-2023 Budget	% of Total	% Change
------------------	------------	------------------	------------	----------	------------------	------------	----------

Instruction	\$803,642	50%	\$797,132	38%	-1%	\$824,222	47%	3%
Student Support	\$0	0%	\$0	0%	0%	\$0	0%	0%
Instructional Support	\$44,318	3%	\$85,587	4%	93%	\$45,800	3%	-46%
Administration & Support	\$482,395	30%	\$858,293	41%	78%	\$495,000	28%	-42%
Operations & Maintenance	\$137,750	9%	\$212,398	10%	54%	\$237,500	13%	12%
Transportation	\$134,918	8%	\$121,012	6%	-10%	\$165,000	9%	36%
Capital Improvements	\$0	0%	\$0	0%	0%	\$0	0%	0%
Other Costs	\$0	\$0	\$0	\$0	0%	\$0	0%	0%
Total Expenditures	\$1,603,023	100%	\$2,074,422	100%	29%	\$1,767,522	100%	-15%
Amount per Pupil	\$13,065		\$14,446		11%	\$13,290		-8%

*The Summary of General and Supplemental General Fund Expenditures by Function comes from pages 6-13 and is the sum of the "General Fund" and "Supplemental General Fund" line items.

Summary of General and Supplemental General Fund Expenditures by Function



Instruction Expenditures (1000)

	2020-2021 Actual
General	\$791,561
Federal Funds	\$59,359
Supplemental General	\$12,081
Preschool-Aged At-Risk	\$52,970

	2021-2022 Actual	% Change
General	\$743,163	-6%
Federal Funds	\$75,075	26%
Supplemental General	\$53,969	347%
Preschool-Aged At-Risk	\$56,615	7%

	2022-2023 Budget	% Change
General	\$759,849	2%
Federal Funds	\$65,000	-13%
Supplemental General	\$64,373	19%
Preschool-Aged At-Risk	\$93,687	65%

Budget at-a-Glance

2022-2023 | USD #212

At Risk (K-12)	\$237,412	\$12,412		\$0	\$0	\$225,000	\$0	\$0
Bilingual Education	\$0	\$0		\$0	\$0	\$0	\$0	\$0
Virtual Education	\$0	\$0			\$0	\$0	\$0	\$0
Capital Outlay	\$299,125	\$140,120	\$0	\$0	\$0	\$0	\$158,835	-\$170
Driver Training	\$6,457	\$3,942	\$1,215	\$0	\$0	\$1,000	\$300	\$0
Declining Enrollment	\$0	\$0				\$0		\$0
Extraordinary School Program	\$0	\$0		\$0	\$0	\$0	\$0	\$0
Food Service	\$169,352	\$21,246	\$657	\$63,479	\$400	\$34,000	\$49,570	\$0
Professional Development	\$15,479	\$9,579	\$900	\$0	\$0	\$5,000	\$0	\$0
Parent Education Program	\$0	\$0	\$0	\$0	\$0	\$0	\$0	\$0
Summer School	\$0	\$0		\$0	\$0	\$0	\$0	\$0
Special Education	\$339,245	\$29,245	\$0	\$0	\$0	\$290,000	\$20,000	\$0
Career and Postsecondary Education	\$91,771	\$15,771	\$0	\$0	\$0	\$75,000	\$1,000	\$0
Special Liability Expense Fund	\$0	\$0			\$0	\$0	\$0	\$0
Special Reserve Fund		\$0						
Gifts and Grants	\$29,283	\$29,283	\$0	\$0			\$0	\$29,283
Textbook & Student Materials Revolving		\$41,039						
School Retirement	\$0	\$0			\$0		\$0	\$0
Extraordinary Growth Facilities	\$0	\$0				\$0	\$0	
KPERS Special Retirement Contribution	\$190,049	\$0	\$190,049					
Contingency Reserve		\$225,000						
Activity Funds		\$30,824						
Bond and Interest #1	\$0	\$0	\$0	\$0	\$0		\$0	\$0
Bond and Interest #2	\$0	\$0	\$0	\$0	\$0		\$0	\$0
No Fund Warrant	\$0	\$0					\$0	\$0
Special Assessment	\$0	\$0					\$0	\$0
Temporary Note	\$0	\$0			\$0		\$0	\$0
Coop Special Education	\$0	\$0	\$0	\$0	\$0		\$0	\$0
Federal Funds	\$124,678	\$12,589		\$112,089				\$0
Cost of Living	\$0	\$0				\$0	\$0	
SUBTOTAL	\$4,064,060	\$619,333	\$2,028,563	\$175,568	\$400	\$700,000	\$836,889	\$29,113
Less Transfers	\$700,000							
TOTAL Budget Expenditures	\$3,364,060							

Sources of Revenue

	2020-2021	2021-2022	2022-2023
State Revenues	1,886,448	1,938,662	2,028,563
Federal Revenues	217,599	153,873	175,568
Local Revenues ¹	798,578	1,271,343	837,289
Total Revenues	2,902,625	3,363,878	3,041,420
Revenues Per Pupil	23,656	23,425	22,868

1. Excludes "Transfers" to avoid duplication of revenue.

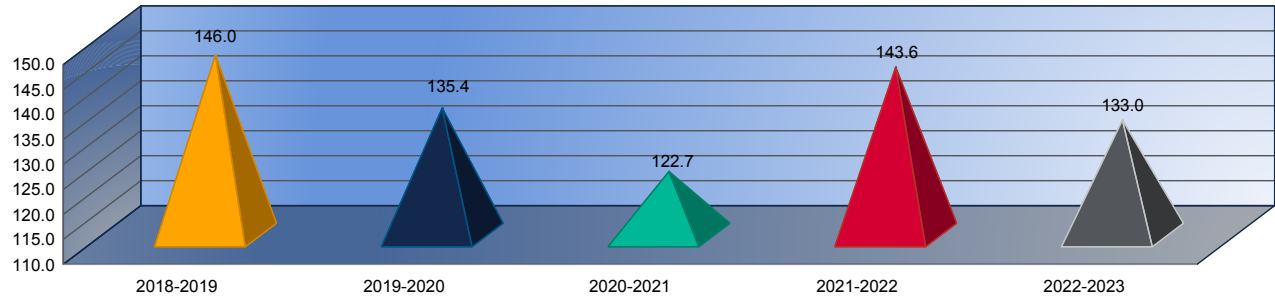
Note: Effective July 1, 2014 (2014-2015 school year) KSA 72-5142 states proceeds from the Ad Valorem taxes levied for the General Fund shall be remitted to the State Treasurer. Such remittance shall be redistributed as State Foundation (General State) Aid.

Enrollment Information

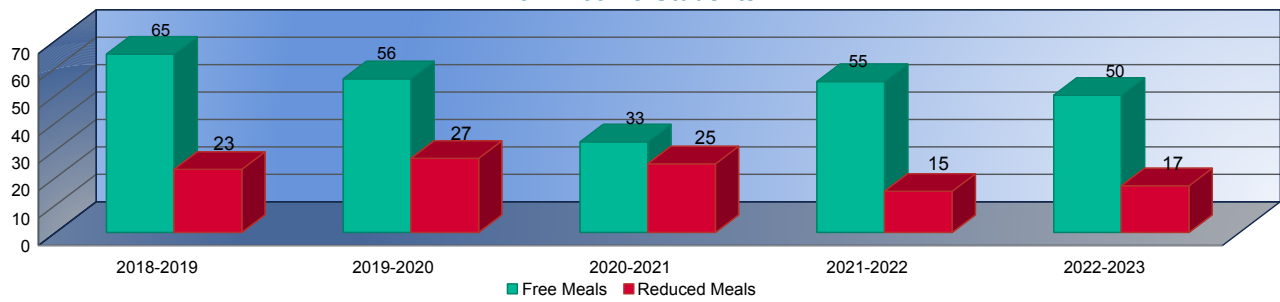
	2018-2019 Actual	2019-2020 Actual	% Change	2020-2021 Actual	% Change	2021-2022 Actual	% Change	2022-2023 Budget	% Change
FTE Enrollment (excl. Virtual) ¹	146.0	135.4	-7%	122.7	-9%	143.6	17%	133.0	-7%
Free Meal Student Headcount	65	56	-14%	33	-41%	55	67%	50	-9%
Reduced Meal Student Headcount	23	27	17%	25	-7%	15	-40%	17	13%

1. FTE Enrollment includes 9/20 and 2/20 counts, Preschool-Aged At-Risk (4 year olds). Beginning in the 2017-2018 school year, full-day Kindergarten is funded as 1.0 FTE. KAMS FTE is excluded.

FTE Enrollment for Computing State Foundation Aid (excludes Virtual)



Low Income Students



Mill Rates by Fund

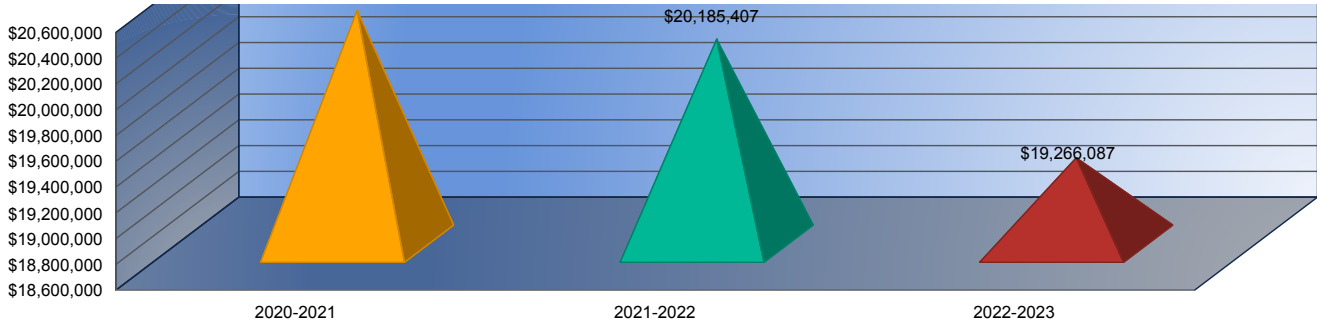
	2020-2021 Actual
General	20.000
Supplemental General	23.710
Adult Education	0.000
Capital Outlay	8.000
Declining Enrollment	0.000
Cost of Living	0.000
Special Liability	0.000
School Retirement	0.000
Extraordinary Growth Facilities	0.000
Bond and Interest #1	0.000
Bond and Interest #2	0.000

	2021-2022 Actual
General	20.000
Supplemental General	23.792
Adult Education	0.000
Capital Outlay	7.992
Declining Enrollment	0.000
Cost of Living	0.000
Special Liability	0.000
School Retirement	0.000
Extraordinary Growth Facilities	0.000
Bond and Interest #1	0.000
Bond and Interest #2	0.000

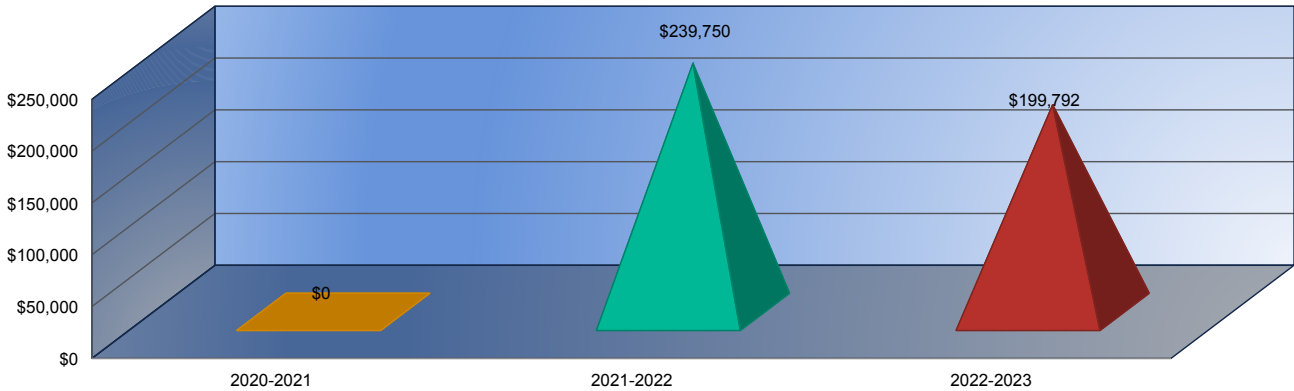
	2022-2023 Budget
General	20.000
Supplemental General	33.557
Adult Education	0.000
Capital Outlay	8.000
Declining Enrollment	0.000
Cost of Living	0.000
Special Liability	0.000
School Retirement	0.000
Extraordinary Growth Facilities	0.000
Bond and Interest #1	0.000
Bond and Interest #2	0.000

Budget at-a-Glance

2022-2023 | USD #212



Total USD Debt



Salaries

	2020-21 Actual			2021-22 Actual			2022-23 Contracted		
	FTE	Total Salary	Average Salary	FTE	Total Salary	Average Salary	FTE	Total Salary	Average Salary
Administrators (Certified/Non-Certified)	2.0	\$168,382	\$84,191	2.0	\$178,071	\$89,036	2.0	\$179,667	\$89,834
Teachers (Full Time)	18.0	\$773,912	\$42,995	18.0	\$896,555	\$49,809	17.5	\$826,164	\$47,209
Other Certified (Licensed) Personnel	0.0	\$0	\$0	0.0	\$0	\$0	0.0	\$0	\$0
Classified Personnel	15.0	\$443,163	\$29,544	18.3	\$354,765	\$19,386	17.0	\$288,448	\$16,968
Substitutes/Temporary Help	~~~~~	\$28,554	~~~~~	~~~~~	\$53,216	~~~~~	~~~~~	\$30,000	~~~~~

Administrators:

** Non-Certified - Assistant Superintendents; Business Managers; Business Services (Directors/Coordinators/Supervisors); Food Service (Directors/Coordinators/Supervisors); Transportation (Directors/Coordinators/Supervisors); Custodial Maintenance (Directors/Coordinators/Supervisors); Other (Directors/Coordinators/Supervisors)

*Practical Arts/Vocational Teachers; Special Education Teachers; Prekindergarten Teachers; Kindergarten Teachers; Reading Specialists/Teachers; All Other Teachers.

Other Certified (Licensed) Personnel: Part-Time Teachers; Library Media Specialists; School Counselors; Clinical or School Psychologists; Speech Pathologists; Audiologists; Nurses (RN); Social Workers.

Classified Personnel: **Attendance Services Staff; Library Media Aides; Security Officers; Regular Education Teacher Aides; Secretarial/Clerical; Special Education Paraprofessionals; Nurses (LPN); Food Service Workers; Custodians; Bus Drivers.

Substitutes/Temporary: **Substitute Teachers, Rule 10 Coaches, Coaching Assistants and other short term temporary help.

Total Salary: Report total salary including employee reduction plans***, supplemental, extra pay for summer school, and board paid fringe benefits (employer paid)****.

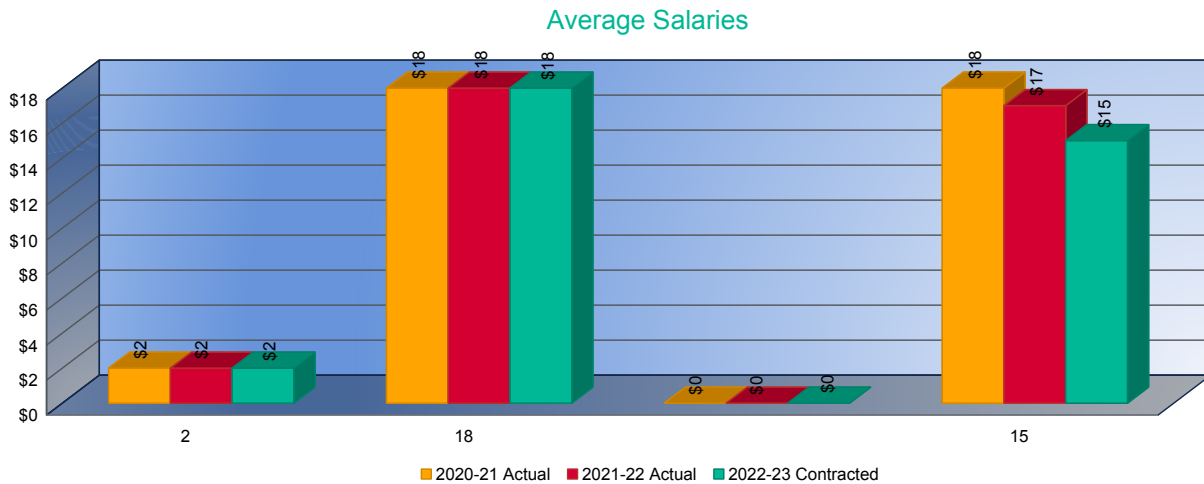
a 12 month contract should be reported as 1.0. 0

**FTE of 1.0 for Non-Certified Administrators, Classified Personnel and Substitutes/Temporary should be based upon 2,080 hours.

***Employee reduction plans include benefits received by employees under a Section 125 Salary Reduction Agreement. Does not include social security, workers' compensation, and unemployment insurance.

****Board paid fringe benefits (employer paid) include group life, group health, disability income, accidental death and dismemberment, and hospital surgical, and/or medical expense insurance. Does not include social security, workers' compensation, and unemployment insurance.

0



Public School District Reports

[KSDE's Data Central](#)

[Kansas K-12 Reports](#)

- Attendance & Enrollment
- Inclement Weather & In-Service Date
- Graduate & Dropout
- Crime
- Building
- Personnel (Certified & Non-Certified)
- Suspension & Expulsion
- Transportation

School Finance Reports

[Warehouse](#)

- Assessed Valuation

[Comparative Performance & Fiscal System \(CPFS\)](#)

Budget Reports by Fund, Function and Object Code.

- Cash Balance
- Headcount Enrollment
- Mill Levies
- Personnel (Certified & Non-Certified)
- Salary
- Bond
- State Foundation Aid & LOB
- Expenditure
- Kindergarten Formats
- Meal Pricing
- Expenditure
- Pupil to Teacher Ratio
- Transportation

[Budgets](#)

Budget, At a Glance, Profile, Form 150, and Summary.

[CPA Reports](#)

[School District Funding Report](#)

[Kansas State Building Report Card](#)

- | | |
|--|--|
| <ul style="list-style-type: none"> • Attendance Rate • IDEA Performance Plan • Performance Level • School Violence • Assessments (NAEP) <ul style="list-style-type: none"> - Reading - Mathematics • Enrollment • ACT Scores | <ul style="list-style-type: none"> • Similar Schools • Grade Range • Title I status • Website & Contact info • Post-Secondary Progress • Dropout and Graduation Rate & Post-Secondary Progress • Teacher Quality • Demographic |
|--|--|