

Regular Meeting  
Wednesday, March 18, 2026 6:30 PM Pacific

District Office Board Room  
11 N. Royal Ave  
Eagle Point, Oregon 97524

1. **Call to Order**
2. **Roll Call**
3. **Pledge of Allegiance**
4. **Agenda Adoption**
5. **Acknowledgments**

2025-26 Board Acknowledgements 3/18/26

March				
Submitted By	Employee	Building	Job Title	Achievements
Sara Hamilton	Luis Velazquez Rangel	Table Rock Elementary	Instructional Assistant	Luis is a vital team member at TRE. He is a general IA, but there is nothing general about him. Luis has taken on every responsibility with enthusiasm and a positive attitude. He works with multiple classes and grade levels throughout the day; and has even taken on a few additional activities when we need help - such as helping out with the crosswalk duty and testing for ELPA. Staff and students love working with him. We appreciate everything that Luis does for Table Rock.
Gwen Swearingen	Rob Rhodes	Maintenance	Maintenance II	<p>I would like to recognize Rob Rhodes, a valued member of our maintenance team, for dedicating over 30 years of service to the Eagle Point School District. His strong capabilities and dependable presence make him an important member of our team. He also has a unique ability to put those around him at ease, which is especially appreciated during challenging moments.</p> <p>When unexpected situations arise, like our recent flood at the District Office, Rob is someone staff can count on to step in and help. His talents extend beyond responding to emergencies, as his carpentry skills can be seen throughout the District. Many of the desks, tables, shelves, and other pieces he has built continue to serve our staff and students every day.</p> <p>We are grateful for the countless contributions he has made over the years, and we look forward to the continued impact he will have as part of EPSD9.</p>
Heather Marrs	Janean Nodine	Shady Cove School	3/4 Teacher	We want to give a big shout-out to Janean Nodine for the incredible opportunities she continues to create for our students. This year Janean has hosted Calves in the Classroom, secured a grant to ensure a student received needed glasses, helped organize our Winter Community Sing-Along, and is co-planning Wolverine Pack Night. She consistently goes above and beyond by bringing guest speakers into her classroom and organizing meaningful field trips that connect learning to the real world. Thank you, Janean, for your creativity, initiative, and dedication to making learning memorable for our students! 🐾
Heather Marrs	Kevin Watson	Shady Cove School	Plant Engineer	We'd like to recognize Kevin Watson, who joined us this year as our Plant Engineer. Kevin has made a noticeable difference on our campus, things have never looked better! Kevin is friendly, great with our students, and always willing to jump in and be a team player. He is quick to respond when something comes up around campus and consistently goes out of his way to be helpful. We are so grateful to have Kevin as part of the team. Thank you for all you do to keep our school running smoothly!

**6. Reports and Public Forum**

**6.A. Public Forum**

**6.B. Employee's Association Representative Report**

**6.C. Superintendent Report**



**Superintendent Report: Eagle Point School District  
March 18, 2026**

**Find the EPSD9 Community Newsletter [HERE!](#)**

**2026-2027 Budget Planning:**

EPSD9 is entering the 'budget season' during which time the District builds its budget and financial plans for the coming school year. Our Budget Committee, in addition to the EPSD9 School Board itself, includes volunteer community members. The District would like to recognize and thank the following community members for their time and work:

Justin Richardson  
Julie Barceloux  
Lorin Myers  
Kayleen Moss  
Shelli Galvin

District Budget meetings are currently scheduled for May 5th, May 12, and, if necessary, May 19th. All of these will begin at 5:30 p.m. and will be held at the EPSD9 District Office and are open to the public.

Critical variables for consideration in budgeting include EPSD9's ongoing decline in enrollment and its impact on funding, especially long-term, along with yet to be determined increases in personnel costs as next year's employee contract is currently being negotiated. Other important cost drivers include increasing numbers of students being identified as special education and the financial effects of SB489 which provides unemployment benefits to school district 10-month employees.

**Summer School:**

The process for summer school funding from the state has changed. Prior to the 2023-24 academic year Oregon districts knew the level of funding, both federal and state, it would receive early in the year; usually in the January/February time frame. This made planning and hiring and student notification simpler. This process has since changed. It is more competitive and, in the past two years, awardees have not been notified until after spring break in May. This longer pathway complicates what the District can or cannot offer for summer programs. Both hiring and student recruitment is more difficult. EPSD9 is currently completing the application process, with an expected award notification in April.

If the District receives the grant it intends to move forward with its summer programs focused on advancing student progress, especially in reading, as well as working to minimize learning loss over the summer. If it does not receive the grant the summer programs will be reduced with a focus on credit recovery programs at EPHS in June, a federally funded Title program focused on reading at TRE also in June. The District will also continue the 'Academies' for students transitioning from 5th to 6th grade and 8th to 9th grade at the high school and respective middle schools. These academies will be funded with general fund dollars.

**Bargaining:**

Teams representing the District and the local employee association (EPEA) have begun meeting to bargain changes to the collective bargaining agreement. The [current contract](#) will expire on the last day of June. Information on the progress of bargaining can be found [here](#).

In the most recent bargaining session the District and the Association met on March 5. The meeting began with each side sharing a presentation that outlined its overall perspective and priorities, which helped establish a clear understanding of the interests guiding both teams.

Throughout the session, six Tentative Agreements were signed, reflecting meaningful progress and a shared commitment to moving the work forward. The teams exchanged multiple proposals and engaged in constructive discussions about language and intent, with both sides demonstrating a willingness to adjust wording and explore options that could lead to mutually agreeable solutions.

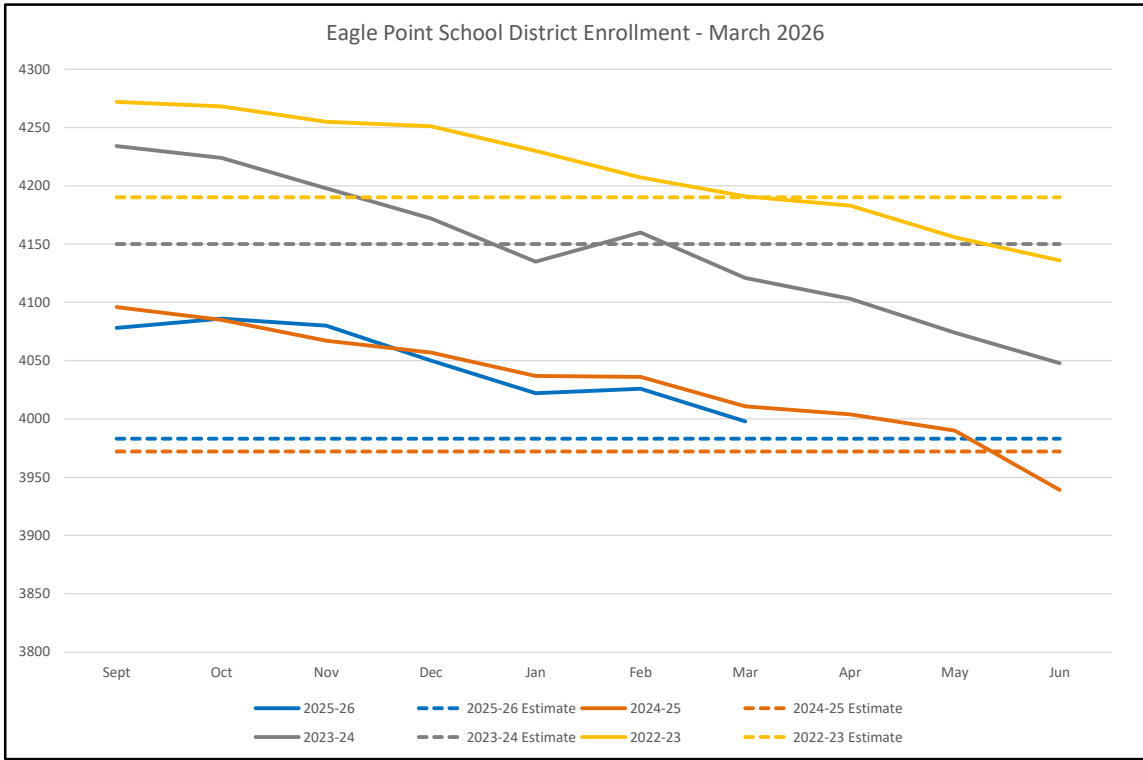
The District team remains committed to a respectful, solutions-oriented process that supports our employees while maintaining a strong focus on the needs of students and the long-term success of the District. We appreciate the professional approach shown by all participants and look forward to continuing this positive momentum in upcoming sessions.

**D9 Foundation:**

EPD9 community members and alumni are reminded that the [D9 Foundation](#) is a non-profit all volunteer organization dedicated to providing scholarships for every Eagle Point graduate. Fundraising is vitally important to keeping the scholarships coming to our students. Please consider volunteering or joining this organization. Information in doing so can be found at [D9Foundation@gmail.com](mailto:D9Foundation@gmail.com).

**6.D. District Administrator's Report**

**6.D.1. Business Office**



*Note 1: These enrollment numbers include Crater Lake Academy and Kids Unlimited*

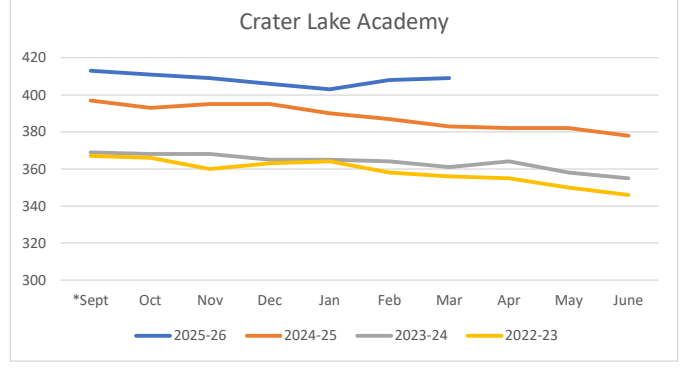
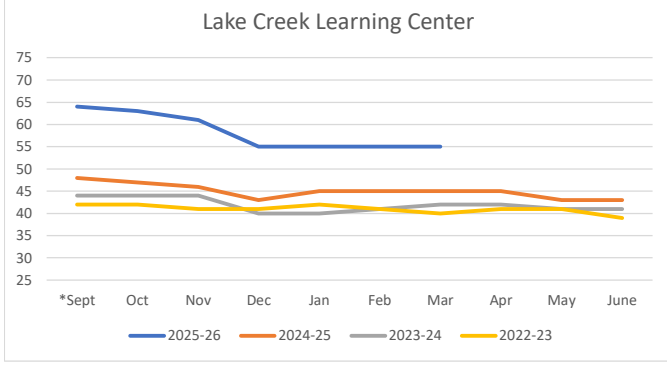
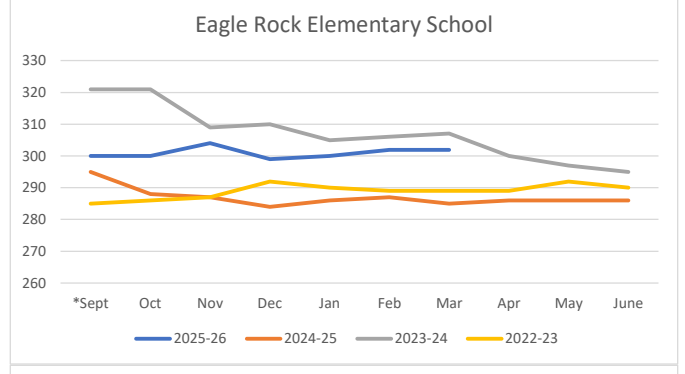
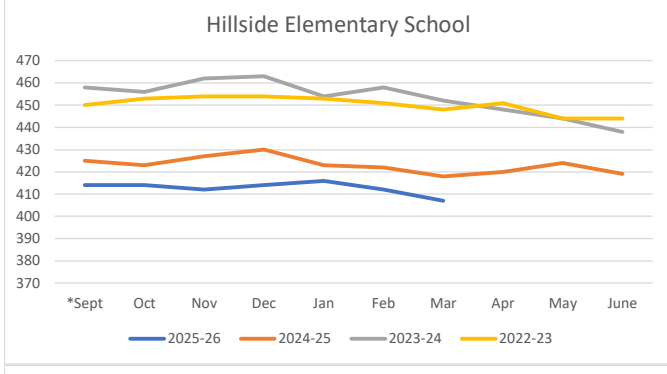
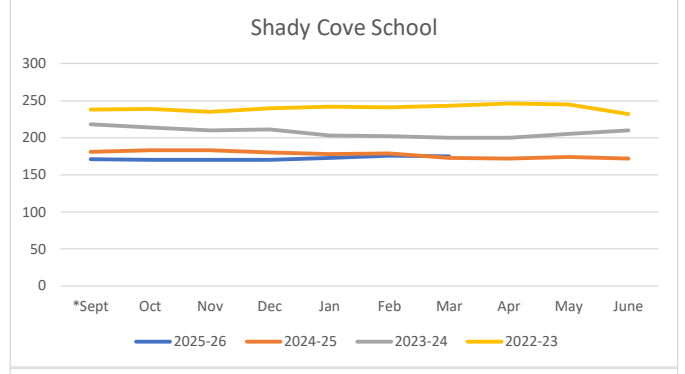
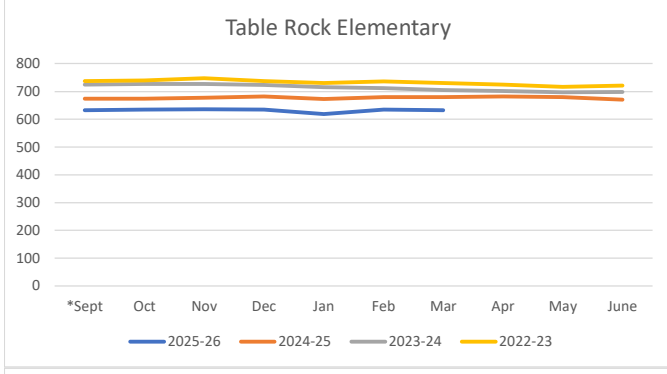
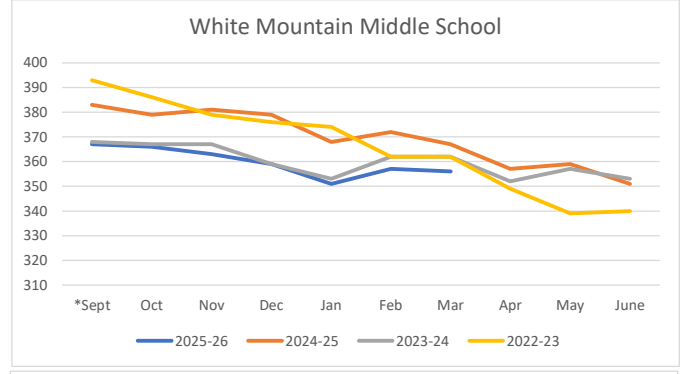
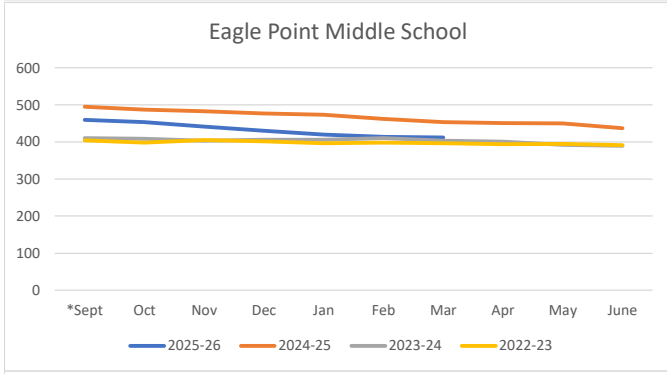
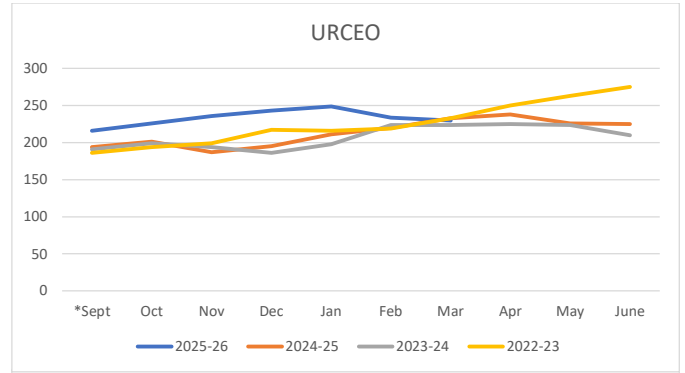
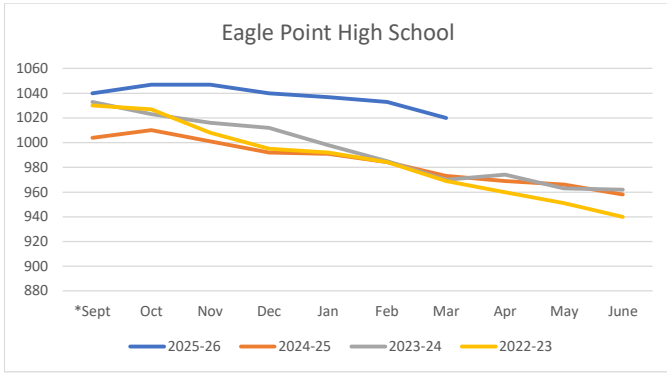
2025-26	Sept	Oct	Nov	Dec	Jan	Feb	Mar	Apr	May	Jun
EPSD Kinder Total	250	252	250	251	253	257	258			
EPSD Grades 1-8 Total	2200	2194	2191	2172	2150	2160	2147			
EPSD Grades 9-12 Total	1215	1229	1230	1221	1216	1201	1184			
<b>District Total</b>	<b>3665</b>	<b>3675</b>	<b>3671</b>	<b>3644</b>	<b>3619</b>	<b>3618</b>	<b>3589</b>			
CLA: Kinder	20	20	20	20	20	20	19			
CLA: 1-8	232	232	232	232	230	233	238			
CLA: 9-12	161	159	157	154	153	155	152			
<b>Charter Total</b>	<b>413</b>	<b>411</b>	<b>409</b>	<b>406</b>	<b>403</b>	<b>408</b>	<b>409</b>			
<b>Total Enrollment</b>	<b>4078</b>	<b>4086</b>	<b>4080</b>	<b>4050</b>	<b>4022</b>	<b>4026</b>	<b>3998</b>			

2024-25	Sept	Oct	Nov	Dec	Jan	Feb	Mar	Apr	May	Jun
EPSD Kinder Total	229	221	225	226	224	229	229	229	230	228
EPSD Grades 1-8 Total	2295	2287	2290	2280	2257	2261	2245	2241	2243	2214
EPSD Grades 9-12 Total	1175	1184	1157	1156	1166	1159	1154	1150	1135	1119
<b>District Total</b>	<b>3699</b>	<b>3692</b>	<b>3672</b>	<b>3662</b>	<b>3647</b>	<b>3649</b>	<b>3628</b>	<b>3620</b>	<b>3608</b>	<b>3561</b>
CLA: Kinder	17	17	17	17	17	18	17	17	17	17
CLA: 1-8	225	224	224	226	225	222	221	224	224	223
CLA: 9-12	155	152	154	152	148	147	145	143	141	138
<b>Charter Total</b>	<b>397</b>	<b>393</b>	<b>395</b>	<b>395</b>	<b>390</b>	<b>387</b>	<b>383</b>	<b>384</b>	<b>382</b>	<b>378</b>
<b>Total Enrollment</b>	<b>4096</b>	<b>4085</b>	<b>4067</b>	<b>4057</b>	<b>4037</b>	<b>4036</b>	<b>4011</b>	<b>4004</b>	<b>3990</b>	<b>3939</b>

2023-24	Sept	Oct	Nov	Dec	Jan	Feb	Mar	Apr	May	Jun
EPSD Kinder Total	275	276	271	268	267	269	263	259	257	254
EPSD Grades 1-8 Total	2316	2310	2306	2296	2259	2278	2266	2248	2238	2232
EPSD Grades 9-12 Total	1176	1172	1155	1146	1147	1153	1136	1136	1125	1111
<b>District Total</b>	<b>3767</b>	<b>3758</b>	<b>3732</b>	<b>3710</b>	<b>3673</b>	<b>3700</b>	<b>3665</b>	<b>3643</b>	<b>3620</b>	<b>3597</b>
CLA: Kinder	18	18	18	18	18	18	18	18	18	18
CLA: 1-8	221	221	221	221	220	221	221	222	219	217
CLA: 9-12	130	129	129	126	127	125	122	124	121	120
KU: Kinder	31	30	30	29	29	30	29	30	30	30
KU: 1-8	67	68	68	68	68	66	66	66	66	66
<b>Charter Total</b>	<b>467</b>	<b>466</b>	<b>466</b>	<b>462</b>	<b>462</b>	<b>460</b>	<b>456</b>	<b>460</b>	<b>454</b>	<b>451</b>
<b>Total Enrollment</b>	<b>4234</b>	<b>4224</b>	<b>4198</b>	<b>4172</b>	<b>4135</b>	<b>4160</b>	<b>4121</b>	<b>4103</b>	<b>4074</b>	<b>4048</b>

2022-23	Sept	Oct	Nov	Dec	Jan	Feb	Mar	Apr	May	Jun
EPSD Kinder Total	234	237	237	242	241	243	244	243	240	240
EPSD Grades 1-8 Total	2390	2382	2390	2382	2373	2372	2370	2371	2357	2351
EPSD Grades 9-12 Total	1142	1146	1128	1130	1122	1106	1096	1090	1089	1081
<b>District Total</b>	<b>3766</b>	<b>3765</b>	<b>3755</b>	<b>3754</b>	<b>3736</b>	<b>3721</b>	<b>3710</b>	<b>3704</b>	<b>3686</b>	<b>3672</b>
CLA: Kinder	17	18	18	18	18	18	18	18	17	17
CLA: 1-8	205	207	202	208	208	208	210	210	209	209
CLA: 9-12	145	141	140	137	138	132	128	127	124	120
KU: Kinder	49	48	41	46	46	46	44	43	42	40
KU: 1-8	90	89	99	88	84	82	81	81	78	78
<b>Charter Total</b>	<b>506</b>	<b>503</b>	<b>500</b>	<b>497</b>	<b>494</b>	<b>486</b>	<b>481</b>	<b>479</b>	<b>470</b>	<b>464</b>
<b>Total Enrollment</b>	<b>4272</b>	<b>4268</b>	<b>4255</b>	<b>4251</b>	<b>4230</b>	<b>4207</b>	<b>4191</b>	<b>4183</b>	<b>4156</b>	<b>4136</b>

**Eagle Point School District 9 Enrollment Trends - March 2026 Report**



## Eagle Point School District Enrollment Trends - March 2026 Report

2025-26	*Sept	Oct	Nov	Dec	Jan	Feb	Mar	Apr	May	June	YTD Average
Eagle Point High School	1040	1047	1047	1040	1037	1033	1020				1,037.71
Eagle Point Middle School	460	454	442	430	420	414	412				433.14
White Mountain Middle School	367	366	363	359	351	357	356				359.86
Eagle Rock Elementary	300	300	304	299	300	302	302				301.00
Lake Creek Learning Center	64	63	61	55	55	55	55				58.29
Table Rock Elementary	633	635	636	634	618	635	632				631.86
Shady Cove School	171	170	170	170	173	176	175				172.14
Hillside Elementary School	414	414	412	414	416	412	407				412.71
URCEO	216	226	236	243	249	234	230				233.43
<b>District Total</b>	<b>3665</b>	<b>3675</b>	<b>3671</b>	<b>3644</b>	<b>3619</b>	<b>3618</b>	<b>3589</b>				<b>3,640.14</b>
Crater Lake Academy	413	411	409	406	403	408	409				408.43
<b>Charter Total</b>	<b>413</b>	<b>411</b>	<b>409</b>	<b>406</b>	<b>403</b>	<b>408</b>	<b>409</b>				<b>408.43</b>
<b>Total Enrollment</b>	<b>4078</b>	<b>4086</b>	<b>4080</b>	<b>4050</b>	<b>4022</b>	<b>4026</b>	<b>3998</b>				<b>4,048.57</b>

2024-25	*Sept	Oct	Nov	Dec	Jan	Feb	Mar	Apr	May	June	YTD Average
Eagle Point High School	1004	1010	1001	992	991	984	973	969	966	958	984.80
Eagle Point Middle School	495	487	483	477	473	462	454	451	450	437	466.90
White Mountain Middle School	383	379	381	379	368	372	367	357	359	351	369.60
Eagle Rock Elementary	295	288	287	284	286	287	285	286	286	286	287.00
Lake Creek Learning Center	48	47	46	43	45	45	45	45	43	43	45.00
Table Rock Elementary	674	674	677	682	673	679	680	682	680	670	677.10
Shady Cove School	181	183	183	180	178	179	173	172	174	172	177.50
Hillside Elementary School	425	423	427	430	423	422	418	420	424	419	423.10
URCEO	194	201	187	195	211	220	233	238	226	225	213.00
<b>District Total</b>	<b>3699</b>	<b>3692</b>	<b>3672</b>	<b>3662</b>	<b>3648</b>	<b>3650</b>	<b>3628</b>	<b>3620</b>	<b>3608</b>	<b>3561</b>	<b>3,644.00</b>
Crater Lake Academy	397	393	395	395	390	387	383	382	382	378	388.20
<b>Charter Total</b>	<b>397</b>	<b>393</b>	<b>395</b>	<b>395</b>	<b>390</b>	<b>387</b>	<b>383</b>	<b>382</b>	<b>382</b>	<b>378</b>	<b>388.20</b>
<b>Total Enrollment</b>	<b>4096</b>	<b>4085</b>	<b>4067</b>	<b>4057</b>	<b>4038</b>	<b>4037</b>	<b>4011</b>	<b>4002</b>	<b>3990</b>	<b>3939</b>	<b>4,032.20</b>

2023-24	*Sept	Oct	Nov	Dec	Jan	Feb	Mar	Apr	May	June	YTD Average
Eagle Point High School	1033	1023	1016	1012	998	985	970	974	963	962	993.60
Eagle Point Middle School	410	408	403	406	406	410	403	401	392	390	402.90
White Mountain Middle School	368	367	367	359	353	362	362	352	357	353	360.00
Eagle Rock Elementary	321	321	309	310	305	306	307	300	297	295	307.10
Lake Creek Learning Center	44	44	44	40	40	41	42	42	41	41	41.90
Table Rock Elementary	724	726	727	723	716	712	705	701	697	698	712.90
Shady Cove School	218	214	210	211	203	202	200	200	205	210	207.30
Hillside Elementary School	458	456	462	463	454	458	452	448	444	438	453.30
URCEO	191	199	194	186	198	224	224	225	224	210	207.50
<b>District Total</b>	<b>3767</b>	<b>3758</b>	<b>3732</b>	<b>3710</b>	<b>3673</b>	<b>3700</b>	<b>3665</b>	<b>3643</b>	<b>3620</b>	<b>3597</b>	<b>3,686.50</b>
Crater Lake Academy	369	368	368	365	365	364	361	364	358	355	363.70
Kids Unlimited	98	98	98	97	97	96	95	96	96	96	96.70
<b>Charter Total</b>	<b>467</b>	<b>466</b>	<b>466</b>	<b>462</b>	<b>462</b>	<b>460</b>	<b>456</b>	<b>460</b>	<b>454</b>	<b>451</b>	<b>461.70</b>
<b>Total Enrollment</b>	<b>4234</b>	<b>4224</b>	<b>4198</b>	<b>4172</b>	<b>4135</b>	<b>4160</b>	<b>4121</b>	<b>4103</b>	<b>4074</b>	<b>4048</b>	<b>4,148.20</b>

2022-23	*Sept	Oct	Nov	Dec	Jan	Feb	Mar	Apr	May	June	YTD Average
Eagle Point High School	1030	1027	1008	995	992	984	969	960	951	940	985.60
Eagle Point Middle School	404	398	405	402	397	398	396	394	395	391	398.00
White Mountain Middle School	393	386	379	376	374	362	362	349	339	340	366.00
Eagle Rock Elementary	285	286	287	292	290	289	289	289	292	290	288.90
Lake Creek Learning Center	42	42	41	41	42	41	40	41	41	39	41.00
Table Rock Elementary	738	740	747	737	730	736	730	724	716	721	731.90
Shady Cove School	238	239	235	240	242	241	243	246	245	232	240.10
Hillside Elementary School	450	453	454	454	453	451	448	451	444	444	450.20
URCEO	186	194	199	217	216	219	233	250	263	275	225.20
<b>District Total</b>	<b>3766</b>	<b>3765</b>	<b>3755</b>	<b>3754</b>	<b>3736</b>	<b>3721</b>	<b>3710</b>	<b>3704</b>	<b>3686</b>	<b>3672</b>	<b>3,726.90</b>
Crater Lake Academy	367	366	360	363	364	358	356	355	350	346	358.50
Kids Unlimited (includes PreK)	158	156	189	154	151	151	148	124	120	118	146.90
<b>Charter Total</b>	<b>525</b>	<b>522</b>	<b>549</b>	<b>517</b>	<b>515</b>	<b>509</b>	<b>504</b>	<b>479</b>	<b>470</b>	<b>464</b>	<b>358.50</b>
<b>Total Enrollment</b>	<b>4291</b>	<b>4287</b>	<b>4304</b>	<b>4271</b>	<b>4251</b>	<b>4230</b>	<b>4214</b>	<b>4183</b>	<b>4156</b>	<b>4136</b>	<b>4,085.40</b>

**Eagle Point School District General Fund Revenue Summary Report**  
**2025-26 Year-to-Date as of February 28, 2026**  
**Prepared 3/18/2026**

<u>Account</u>	<u>Budget</u>	<u>February Revenues</u>	<u>Year To Date Revenue</u>	<u>Percent Received</u>
11XX - Local Property Taxes and Pymts In-Lieu	13,728,000	91,488	13,346,741	97%
14XX - Transportation Fees	-	-	29,551	N/A
1510 - Interest on Investments	500,000	76,258	495,115	99%
17XX - Fees, Admissions, Club Fundraising	500,000	41,852	444,795	89%
19XX - Rentals, Grant Indirect, and Misc Rev	450,000	170	51,008	11%
21xx - Other Intermediate Sources	800,000	-	281,680	35%
3101 - State School Fund	40,227,920	3,312,855	30,076,370	75%
3103 - Common School Fund	578,171	288,425	288,425	50%
3XXX - Other State Sources and Grants	-	-	-	-
4200 - Federal Grants	-	-	-	-
4801 - Federal Forest Fees	-	-	-	-
5200 - Transfers In	-	-	-	-
5300 - Sale or Compensation for Fixed Assets	-	-	-	-
5400 - Beginning Fund Balance (estimated)	<b>4,968,714</b>		<b>6,128,215</b>	
Totals	<b>61,752,805</b>	<b>3,811,047</b>	<b>51,141,900</b>	<b>83%</b>

Eagle Point School District General Fund Expenditure Summary Report  
2025-26 Year-to-Date as of February 28, 2026  
Prepared 3/18/2026

General Fund Expenditures by Function:					YTD
	<u>Budget</u>	<u>February Expenditures</u>	<u>Year To Date Expenditures</u>	<u>Budget Balance</u>	<u>Percent Expended</u>
1000 - Instruction	34,205,503	2,804,002	17,843,136	16,362,367	52%
2000 - Support Services	23,793,850	1,754,345	13,903,640	9,890,210	58%
3000 - Community Services	-	-	14,268	(14,268)	-
4000 - Building Improvements	-	-	381,471	(381,471)	N/A
5000 - Debt Service and Fund Xfrs	410,000	-	-	410,000	0%
6000 - Contingency	3,343,452	-	-	3,343,452	-
7000 - Unappropriated Ending Fund Balance	-	-	-	-	-
<b>Total Expenditures</b>	<b>61,752,805</b>	<b>4,558,347</b>	<b>32,142,516</b>	<b>29,610,289</b>	<b>52%</b>

General Fund Expenditures by Object:					
100 - Salaries	27,241,645	2,139,295	14,170,277	13,071,368	52%
200 - Benefits	16,551,964	1,210,736	8,015,149	8,536,815	48%
300 - Purchased Services (other than 360)	5,347,610	716,569	3,288,164	2,059,446	61%
360 - Charter School SSF Payments	3,800,000	328,940	2,998,058	801,942	79%
400 - Supplies and Materials	3,638,134	114,038	2,020,533	1,617,601	56%
500 - Capital Outlay	590,000	48,141	354,199	235,801	60%
600 - Other Objects (Ins, Dues & Fees)	<b>1,215,000</b>	<b>628</b>	<b>1,296,136</b>	(81,136)	<b>107%</b>
700 - Transfers Out	25,000	-	-	25,000	-
810 - Contingency	3,343,452	-	-	3,343,452	-
<b>Total Expenditures</b>	<b>61,752,805</b>	<b>4,558,347</b>	<b>32,142,516</b>	<b>29,610,290</b>	<b>52%</b>

Note 1: "Additional Projected" will be added next month to include estimated amounts I project we will spend in excess of (or less than) amounts encumbered, including SSF Passthrough payments to our charter schools, the costs of teacher and classified substitutes, unscheduled equipment and bus repairs, and other currently unknown expenditures based on historical averages and recent activity.

**7. Board Action Items**

**7.A. Consent Agenda**



**7.B. Unfinished Business**

**7.C. New Business**

**7.C.1. Appoint Board Member Position #1**

**7.C.2. White Mountain Middle School Wrestling Project Resolution No. 5**

**8. Future Board Meeting Agenda Items**

**8.A. Work Session**

**8.B. Regular Meeting**

**9. Adjournment**