

Regular Meeting  
Tuesday, January 21, 2025 6:00 PM Alaskan

MS/HS Library  
109 Charles W St  
Petersburg, AK 99833

Carey Case: Present  
Sarah Holmgrain: Present  
Katie Holmlund: Present  
Niccole Olsen: Present  
Kari Petersen: Present

Present: 5.

A quorum was present

1. **CALL TO ORDER**
2. **DETERMINE QUORUM**
3. **PLEDGE OF ALLEGIANCE**
4. **APPROVAL OF AGENDA**
5. **STUDENT PRESENTATION - Viking Volunteers**
6. **STUDENT REPRESENTATIVE REPORT**
7. **CORRESPONDENCE**
8. **COMMENTS FROM AUDIENCE UNRELATED TO AGENDA ITEMS**
9. **COMMENTS FROM AUDIENCE RELATED TO AGENDA ITEMS**
10. **COMMENTS FROM BOARD MEMBERS**
11. **CONSENT AGENDA**
  - 11.1. DEC, 2024, Monthly accounting report, bills, payroll, and electronic fund transfers, Fundraised Student Activities Summary Report and P-Card statements in the amount of \$773,276.41
  - 11.2. FY25 Q2 PSD Investment Report
  - 11.3. DEC, 17, 2024, regular board meeting minutes
  - 11.4. Personnel Action Report
12. **ADMINISTRATIVE REPORTS**
  - 12.1. Superintendent's report
  - 12.2. Elementary Principal's Report
  - 12.3. MS/HS Principal's Report
  - 12.4. Director of Activities Report
  - 12.5. Director of Facilities and Maintenance Report
  - 12.6. Director of Food Service Report
  - 12.7. Special Education Director / Testing Coordinator Report
13. **SCHOOL BOARD COMMITTEE REPORTS**
14. **OLD BUSINESS**
  - 14.1. Action: Board Policies in 2nd Reading
15. **NEW BUSINESS**
  - 15.1. Action: Board Policy update -1st Reading
  - 15.2. Action: Exempt Contracts
  - 15.3. Action: Tenured Contracts
  - 15.4. Action: Additional Health Curriculum

15.5. Action: Out-of-State Travel - Close Up 2025-26

**16. ADDITIONAL COMMENTS FROM BOARD MEMBERS**

**17. UPCOMING DATES AND MEETING ANNOUNCEMENTS**

**18. FUTURE AGENDA ITEMS**

**19. OTHER NEW BUSINESS**

**20. ADJOURNMENT**

## Petersburg School District

### Revenue Report

Summary Only    From Date: 12/1/2024    To Date: 12/31/2024

Fiscal Year: 2024-2025

Account Number / Description	Budget	Range To Date	YTD	Uncollected Balance	% Remaining
<b>Fund: 100 GENERAL FUND</b>					
100.000.000.000.011 BOROUGH DIRECT APPROPRIATIONS	\$3,400,000.00	\$283,333.00	\$1,699,998.00	\$1,700,002.00	50.00%
100.000.000.000.031 INTEREST	\$39,025.00	\$2,368.29	\$17,457.63	\$21,567.37	55.27%
100.000.000.000.032 GAIN ON INVESTMENT UNREALIZED	\$0.00	\$1,965.67	\$10,980.24	(\$10,980.24)	0.00%
100.000.000.000.040 OTHER LOCAL REVENUES	\$35,000.00	\$760.00	\$38,238.22	(\$3,238.22)	-9.25%
100.000.000.000.043 STUDENT ACTIVITY REVENUE	\$52,395.00	\$2,129.00	\$34,450.36	\$17,944.64	34.25%
100.000.000.000.044 STUDENT CLASS FEES	\$10,000.00	\$105.00	\$9,144.75	\$855.25	8.55%
100.000.000.000.045 STUDENT TECH FEE REVENUE	\$12,725.00	\$0.00	\$11,661.00	\$1,064.00	8.36%
100.000.000.000.046 LOCAL RENATL REVENUE	\$5,000.00	\$600.00	\$680.00	\$4,320.00	86.40%
100.000.000.000.047 E-RATE REVENUE	\$87,160.00	\$7,263.20	\$36,316.00	\$50,844.00	58.33%
100.000.000.000.051 FOUNDATION PROGRAM	\$6,656,301.00	\$507,155.00	\$3,467,447.00	\$3,188,854.00	47.91%
100.000.000.000.056 TRS ON-BEHALF PAYMENTS	\$601,020.00	\$0.00	\$0.00	\$601,020.00	100.00%
100.000.000.000.057 PERS ON-BEHALF PAYMENTS	\$73,073.00	\$0.00	\$0.00	\$73,073.00	100.00%
100.000.000.000.090 OTHER STATE REVENUES	\$21,358.00	\$0.00	\$0.00	\$21,358.00	100.00%
<b>Fund 100 Total:</b>	\$10,993,057.00	\$805,679.16	\$5,326,373.20	\$5,666,683.80	51.55%
<b>Grand Total:</b>	\$10,993,057.00	\$805,679.16	\$5,326,373.20	\$5,666,683.80	51.55%

End of Report

# Petersburg School District

## Expenditure Budget Balance Report

 Summary Only

From Date: 12/1/2024

To Date: 12/31/2024

Fiscal Year: 2024-2025

Budget Balance

Account Number / Description	Budget	Range To Date	YTD	Balance	Encumbrance	% Remaining Bud
Fund: 100 GENERAL FUND						
100.100.100.000.315 CERTIFICATED TEACHER	\$789,452.47	\$62,227.23	\$307,993.41	\$481,459.06	\$436,090.62	\$45,368.44 5.75%
100.100.100.000.329 HS REG INSTRUCTION SUB	\$48,682.80	\$1,168.00	\$9,182.88	\$39,499.92	\$12,926.70	\$26,573.22 54.58%
100.100.100.000.363 WORKERS COMPENSATION	\$4,010.48	\$305.99	\$1,529.73	\$2,480.75	\$2,064.84	\$415.91 10.37%
100.100.100.000.364 INSURANCE-HEALTH/LIFE	\$167,007.36	\$15,572.59	\$77,220.85	\$89,786.51	\$107,935.82	(\$18,149.31) -10.87%
100.100.100.000.365 RETIREMENT CONTRIBUTION-TRS	\$225,704.46	\$7,815.74	\$38,673.45	\$187,031.01	\$52,039.23	\$134,991.78 59.81%
100.100.100.000.367 MEDICARE TAX	\$12,152.96	\$872.96	\$4,368.91	\$7,784.05	\$5,887.03	\$1,897.02 15.61%
100.100.100.000.368 SOCIAL SECURITY TAX	\$2,232.00	\$35.22	\$327.55	\$1,904.45	\$0.00	\$1,904.45 85.32%
100.100.100.000.369 ATP TEIR 3 RETIREMENT MATCH	\$4,500.00	\$0.00	\$0.00	\$4,500.00	\$0.00	\$4,500.00 100.00%
100.100.100.000.426 STUDENT TRANSPORTATION	\$2,600.00	\$0.00	\$0.00	\$2,600.00	\$0.00	\$2,600.00 100.00%
100.100.100.000.450 FRESHMAN LAPTOP COMPUTERS	\$98,720.00	\$0.00	\$0.00	\$98,720.00	\$0.00	\$98,720.00 100.00%
100.100.100.000.451 GENERAL HS TEACHING SUPPLIES	\$6,500.00	\$0.00	\$764.30	\$5,735.70	\$0.00	\$5,735.70 88.24%
100.100.100.000.474 HS CURRICULUM ADOPTION	\$15,000.00	\$0.00	\$149.00	\$14,851.00	\$0.00	\$14,851.00 99.01%
100.100.100.000.476 HS COPIER SUPPLIES	\$12,320.00	\$84.98	\$9,361.03	\$2,958.97	\$0.00	\$2,958.97 24.02%
100.100.100.000.479 HS TEACHER OTHER SUPPLIES AND MAT	\$600.00	\$41.50	\$466.13	\$133.87	\$0.00	\$133.87 22.31%
100.100.100.000.491 HS DUES AND FEES	\$10,000.00	\$200.00	\$5,180.00	\$4,820.00	\$0.00	\$4,820.00 48.20%
100.100.100.000.510 EQUIPMENT	\$17,500.00	\$0.00	\$0.00	\$17,500.00	\$16,271.00	\$1,229.00 7.02%
100.100.100.401.451 HS ENGLISH SUPPLIES	\$900.00	\$99.99	\$99.99	\$800.01	\$0.00	\$800.01 88.89%
100.100.100.402.451	\$700.00	\$0.00	\$0.00	\$700.00	\$0.00	\$700.00

Petersburg School District

Expenditure Budget Balance Report

Summary Only

From Date: 12/1/2024

To Date: 12/31/2024

Fiscal Year: 2024-2025

Budget Balance

Account Number / Description	Budget	Range To Date	YTD	Balance	Encumbrance	% Remaining Bud
HS MATH SUPPLIES						100.00%
100.100.100.403.451	\$2,500.00	\$0.00	\$170.34	\$2,329.66	\$0.00	\$2,329.66
HS SCIENCE SUPPLIES						93.19%
100.100.100.404.451	\$700.00	\$0.00	\$255.77	\$444.23	\$0.00	\$444.23
HS SOCIAL STUDIES SUPPLIES						63.46%
100.100.100.407.451	\$500.00	\$0.00	\$0.00	\$500.00	\$0.00	\$500.00
HS PE SUPPLIES						100.00%
100.100.100.408.451	\$1,900.00	\$0.00	\$700.20	\$1,199.80	\$0.00	\$1,199.80
HS MUSIC SUPPLIES						63.15%
100.100.100.413.451	\$500.00	\$0.00	\$62.57	\$437.43	\$0.00	\$437.43
HS SPANISH SUPPLIES						87.49%
100.100.100.421.451	\$600.00	\$0.00	\$597.77	\$2.23	\$0.00	\$2.23
HS ART/JEWELRY/PHOTO SUPPLIES						0.37%
100.100.160.000.315	\$104,182.10	\$8,495.75	\$42,478.75	\$61,703.35	\$59,470.25	\$2,233.10
CERTIFICATED TEACHER						2.14%
100.100.160.000.329	\$800.00	\$400.00	\$400.00	\$400.00	\$0.00	\$400.00
HS CTE SUB						50.00%
100.100.160.000.363	\$502.34	\$42.56	\$205.16	\$297.18	\$284.55	\$12.63
WORKERS COMPENSATION						2.51%
100.100.160.000.364	\$30,492.48	\$2,541.04	\$12,705.20	\$17,787.28	\$17,787.28	\$0.00
INSURANCE-HEALTH/LIFE						0.00%
100.100.160.000.365	\$29,785.66	\$1,067.07	\$5,335.35	\$24,450.31	\$7,469.48	\$16,980.83
RETIREMENT CONTRIBUTION-TRS						57.01%
100.100.160.000.367	\$1,522.24	\$119.78	\$575.70	\$946.54	\$797.85	\$148.69
MEDICARE TAX						9.77%
100.100.160.000.368	\$30.00	\$0.00	\$0.00	\$30.00	\$0.00	\$30.00
SOCIAL SECURITY TAX						100.00%
100.100.160.406.451	\$500.00	\$0.00	\$0.00	\$500.00	\$0.00	\$500.00
AQUACULTURE SUPPLIES						100.00%
100.100.160.450.451	\$6,300.00	\$228.63	\$1,292.75	\$5,007.25	\$379.51	\$4,627.74
CULINARY SUPPLIES						73.46%
100.100.160.455.451	\$2,000.00	\$79.89	\$79.89	\$1,920.11	\$920.11	\$1,000.00
FOOD SCIENCE/CULINARY						50.00%
100.100.160.460.451	\$2,000.00	\$0.00	\$598.82	\$1,401.18	\$0.00	\$1,401.18
SHOP SUPPLIES						70.06%
100.100.200.000.315	\$83,911.99	\$7,870.90	\$39,354.50	\$44,557.49	\$39,354.50	\$5,202.99

Petersburg School District

Expenditure Budget Balance Report

Summary Only

From Date: 12/1/2024

To Date: 12/31/2024

Fiscal Year: 2024-2025

Budget Balance

Account Number / Description	Budget	Range To Date	YTD	Balance	Encumbrance	% Remaining Bud
CERTIFICATED TEACHER						6.20%
100.100.200.000.323	\$145,543.77	\$13,454.29	\$56,193.93	\$89,349.84	\$86,759.38	\$2,590.46
AIDES						1.78%
100.100.200.000.329	\$6,000.00	\$1,474.75	\$2,324.75	\$3,675.25	\$0.00	\$3,675.25
HS SPED SUB						61.25%
100.100.200.000.363	\$1,126.66	\$113.31	\$488.21	\$638.45	\$590.55	\$47.90
WORKERS COMPENSATION						4.25%
100.100.200.000.364	\$121,399.68	\$11,482.83	\$39,079.00	\$82,320.68	\$40,245.43	\$42,075.25
INSURANCE-HEALTH/LIFE						34.66%
100.100.200.000.365	\$23,990.44	\$1,026.27	\$5,131.35	\$18,859.09	\$5,131.35	\$13,727.74
RETIREMENT CONTRIBUTION-TRS						57.22%
100.100.200.000.366	\$38,947.51	\$2,398.93	\$8,951.56	\$29,995.95	\$17,525.83	\$12,470.12
RETIREMENT CONTRIBUTION-PERS						32.02%
100.100.200.000.367	\$3,414.11	\$310.64	\$1,359.83	\$2,054.28	\$1,653.32	\$400.96
MEDICARE TAX						11.74%
100.100.200.000.368	\$250.00	\$210.60	\$1,069.69	(\$819.69)	\$840.50	(\$1,660.19)
SOCIAL SECURITY TAX						-664.08%
100.100.200.000.369	\$500.00	\$0.00	\$0.00	\$500.00	\$0.00	\$500.00
ATP TEIR 3 RETIREMENT MATCH						100.00%
100.100.200.000.451	\$500.00	\$0.00	\$500.00	\$0.00	\$0.00	\$0.00
HS SPED SUPPLIES						0.00%
100.100.300.000.315	\$90,199.55	\$7,142.58	\$38,418.90	\$51,780.65	\$51,650.10	\$130.55
CERTIFICATED TEACHER						0.14%
100.100.300.000.329	\$2,600.00	\$0.00	\$2,200.00	\$400.00	\$0.00	\$400.00
SUBSTITUTES/TEMPORARIES						15.38%
100.100.300.000.363	\$444.05	\$35.61	\$201.53	\$242.52	\$254.32	(\$11.80)
WORKERS COMPENSATION						-2.66%
100.100.300.000.364	\$3,000.00	\$300.00	\$1,500.00	\$1,500.00	\$1,500.00	\$0.00
INSURANCE-HEALTH/LIFE						0.00%
100.100.300.000.365	\$25,788.04	\$897.11	\$4,825.42	\$20,962.62	\$6,062.81	\$14,899.81
RETIREMENT CONTRIBUTION-TRS						57.78%
100.100.300.000.367	\$1,345.59	\$107.91	\$610.72	\$734.87	\$770.69	(\$35.82)
MEDICARE TAX						-2.66%
100.100.300.000.368	\$20.00	\$0.00	\$0.00	\$20.00	\$0.00	\$20.00
SOCIAL SECURITY TAX						100.00%
100.100.300.000.369	\$500.00	\$0.00	\$0.00	\$500.00	\$0.00	\$500.00

## Petersburg School District

### Expenditure Budget Balance Report

 Summary Only

From Date: 12/1/2024

To Date: 12/31/2024

Fiscal Year: 2024-2025

Budget Balance

Account Number / Description	Budget	Range To Date	YTD	Balance	Encumbrance	% Remaining Bud
ATP TEIR 3 RETIREMENT MATCH						100.00%
100.100.300.000.451	\$4,500.00	\$0.00	\$770.00	\$3,730.00	\$0.00	\$3,730.00
SECONDARY COUNSELOR SUPPLIES						82.89%
100.100.350.000.315	\$83,281.00	\$6,754.00	\$33,770.00	\$49,511.00	\$47,528.00	\$1,983.00
CERTIFICATED TEACHER						2.38%
100.100.350.000.329	\$1,200.00	\$0.00	\$200.00	\$1,000.00	\$0.00	\$1,000.00
SUBSTITUTES/TEMPORARIES						83.33%
100.100.350.000.363	\$412.22	\$32.32	\$162.55	\$249.67	\$227.43	\$22.24
WORKERS COMPENSATION						5.40%
100.100.350.000.364	\$9,977.28	\$831.44	\$4,157.20	\$5,820.08	\$5,610.15	\$209.93
INSURANCE-HEALTH/LIFE						2.10%
100.100.350.000.365	\$24,286.91	\$848.30	\$4,241.50	\$20,045.41	\$5,938.16	\$14,107.25
RETIREMENT CONTRIBUTION-TRS						58.09%
100.100.350.000.367	\$1,249.16	\$95.04	\$477.86	\$771.30	\$668.78	\$102.52
MEDICARE TAX						8.21%
100.100.350.000.368	\$74.40	\$0.00	\$0.00	\$74.40	\$0.00	\$74.40
SOCIAL SECURITY TAX						100.00%
100.100.350.000.369	\$500.00	\$0.00	\$0.00	\$500.00	\$0.00	\$500.00
ATP TEIR 3 RETIREMENT MATCH						100.00%
100.100.350.000.451	\$400.00	\$0.00	\$0.00	\$400.00	\$0.00	\$400.00
TEACHING SUPPLIES						100.00%
100.100.350.000.472	\$2,300.00	\$0.00	\$0.00	\$2,300.00	\$0.00	\$2,300.00
SECONDARY LIBRARY BOOKS						100.00%
100.100.350.000.473	\$800.00	\$0.00	\$57.00	\$743.00	\$39.00	\$704.00
SECONDARY PERIODICALS						88.00%
100.100.350.000.479	\$1,300.00	\$0.00	\$1,319.05	(\$19.05)	\$0.00	(\$19.05)
SECONDARY SUPPLIES AND MATERIALS						-1.47%
100.100.350.418.316	\$1,668.00	\$0.00	\$0.00	\$1,668.00	\$0.00	\$1,668.00
CERTIFICATED EXTRA DUTY PAY						100.00%
100.100.350.418.363	\$7.98	\$0.00	\$0.00	\$7.98	\$0.00	\$7.98
WORKERS COMPENSATION						100.00%
100.100.350.418.365	\$476.88	\$0.00	\$0.00	\$476.88	\$0.00	\$476.88
RETIREMENT CONTRIBUTION-TRS						100.00%
100.100.350.418.367	\$24.19	\$0.00	\$0.00	\$24.19	\$0.00	\$24.19
MEDICARE TAX						100.00%
100.100.400.000.313	\$118,100.00	\$9,716.67	\$58,300.02	\$59,799.98	\$58,299.98	\$1,500.00

Petersburg School District

Expenditure Budget Balance Report

Summary Only

From Date: 12/1/2024

To Date: 12/31/2024

Fiscal Year: 2024-2025

Budget Balance

Account Number / Description	Budget	Range To Date	YTD	Balance	Encumbrance	% Remaining Bud
PRINCIPAL						1.27%
100.100.400.000.363	\$567.98	\$46.49	\$278.94	\$289.04	\$0.00	\$289.04
WORKERS COMPENSATION						50.89%
100.100.400.000.364	\$31,635.95	\$2,636.33	\$15,817.98	\$15,817.97	\$0.00	\$15,817.97
INSURANCE HEALTH/LIFE						50.00%
100.100.400.000.365	\$33,764.79	\$1,214.13	\$7,284.78	\$26,480.01	\$0.00	\$26,480.01
RETIREMENT CONTRIBUTION-TRS						78.42%
100.100.400.000.367	\$1,705.20	\$133.06	\$798.36	\$906.84	\$0.00	\$906.84
MEDICARE TAX						53.18%
100.100.400.000.421	\$3,400.00	\$0.00	\$1,752.73	\$1,647.27	\$1,295.50	\$351.77
SECONDARY PRINCIPAL TRANSPORTATION						10.35%
100.100.400.000.479	\$2,500.00	\$95.02	\$629.41	\$1,870.59	\$0.00	\$1,870.59
SECONDARY PRINCIPAL SUPPLIES AND MATERIALS						74.82%
100.100.400.000.491	\$650.00	\$0.00	\$625.00	\$25.00	\$0.00	\$25.00
PRINCIPAL DUES AND FEES						3.85%
100.100.450.000.324	\$86,642.40	\$3,354.98	\$13,950.39	\$72,692.01	\$20,554.24	\$52,137.77
SUPPORT STAFF						60.18%
100.100.450.000.329	\$2,000.00	\$5,667.24	\$25,525.85	(\$23,525.85)	\$26,575.36	(\$50,101.21)
SUBSTITUTES/TEMPORARIES						-2505.06%
100.100.450.000.363	\$424.15	\$44.10	\$190.73	\$233.42	\$231.48	\$1.94
WORKERS COMPENSATION						0.46%
100.100.450.000.364	\$12,977.28	\$2,576.83	\$10,307.32	\$2,669.96	\$12,884.12	(\$10,214.16)
INSURANCE-HEALTH/LIFE						-78.71%
100.100.450.000.366	\$23,185.51	\$1,774.77	\$8,368.35	\$14,817.16	\$10,368.49	\$4,448.67
RETIREMENT CONTRIBUTION-PERS						19.19%
100.100.450.000.367	\$1,285.31	\$127.49	\$554.65	\$730.66	\$650.89	\$79.77
MEDICARE TAX						6.21%
100.100.450.000.368	\$80.00	\$0.00	\$0.00	\$80.00	\$0.00	\$80.00
SOCIAL SECURITY TAX						100.00%
100.100.450.000.433	\$2,200.00	\$172.27	\$1,030.60	\$1,169.40	\$0.00	\$1,169.40
SECONDARY COMMUNICATIONS						53.15%
100.100.450.000.434	\$250.00	\$0.00	\$20.80	\$229.20	\$179.20	\$50.00
SECONDARY POSTAGE						20.00%
100.100.450.000.454	\$500.00	\$0.00	\$0.00	\$500.00	\$0.00	\$500.00
SECONDARY OFFICE SUPPLIES						100.00%
100.100.700.000.316	\$2,919.00	\$342.87	\$935.93	\$1,983.07	\$2,400.06	(\$416.99)

# Petersburg School District

## Expenditure Budget Balance Report

 Summary Only

From Date: 12/1/2024

To Date: 12/31/2024

Fiscal Year: 2024-2025

Budget Balance

Account Number / Description	Budget	Range To Date	YTD	Balance	Encumbrance	% Remaining Bud
CERTIFICATED EXTRA DUTY PAY						-14.29%
100.100.700.000.322	\$1,500.00	\$150.00	\$600.00	\$900.00	\$900.00	\$0.00
NON-CERT SPECIALIST/EXTRA DUTY						0.00%
100.100.700.000.329	\$2,500.00	\$0.00	\$0.00	\$2,500.00	\$1,000.00	\$1,500.00
SUBSTITUTES/TEMPORARIES						60.00%
100.100.700.000.363	\$33.10	\$2.36	\$7.36	\$25.74	\$13.29	\$12.45
WORKERS COMPENSATION						37.61%
100.100.700.000.364	\$0.00	\$181.73	\$3,470.86	(\$3,470.86)	\$1,454.35	(\$4,925.21)
INSURANCE-HEALTH/LIFE						0.00%
100.100.700.000.365	\$834.55	\$43.07	\$117.57	\$716.98	\$222.18	\$494.80
RETIREMENT CONTRIBUTION-TRS						59.29%
100.100.700.000.366	\$401.40	\$33.01	\$132.01	\$269.39	\$372.99	(\$103.60)
RETIREMENT CONTRIBUTION-PERS						-25.81%
100.100.700.000.367	\$100.33	\$6.98	\$21.82	\$78.51	\$39.47	\$39.04
MEDICARE TAX						38.91%
100.100.700.000.368	\$155.00	\$0.00	\$0.00	\$155.00	\$6.42	\$148.58
SOCIAL SECURITY TAX						95.86%
100.100.700.000.421	\$6,500.00	\$1,152.44	\$2,128.74	\$4,371.26	\$0.00	\$4,371.26
STAFF TRANSPORTATION						67.25%
100.100.700.000.426	\$13,700.00	\$0.00	\$0.00	\$13,700.00	\$0.00	\$13,700.00
STUDENT TRANSPORTATION						100.00%
100.100.700.000.433	\$1,500.00	\$97.05	\$582.30	\$917.70	\$0.00	\$917.70
COMMUNICATIONS						61.18%
100.100.700.000.479	\$4,500.00	\$185.00	\$3,286.86	\$1,213.14	\$160.00	\$1,053.14
OTHER SUPPLIES AND MATERIALS						23.40%
100.100.700.000.491	\$7,000.00	\$0.00	\$3,560.00	\$3,440.00	\$0.00	\$3,440.00
DUES AND FEES						49.14%
100.100.700.130.329	\$0.00	\$0.00	\$0.00	\$0.00	\$2,027.50	(\$2,027.50)
SUBSTITUTES/TEMPORARIES						0.00%
100.100.700.130.363	\$0.00	\$0.00	\$0.00	\$0.00	\$1.12	(\$1.12)
WORKERS COMPENSATION						0.00%
100.100.700.130.367	\$0.00	\$0.00	\$0.00	\$0.00	\$3.39	(\$3.39)
MEDICARE TAX						0.00%
100.100.700.130.368	\$0.00	\$0.00	\$0.00	\$0.00	\$13.31	(\$13.31)
SOCIAL SECURITY TAX						0.00%
100.100.700.180.363	\$0.00	\$0.00	\$0.00	\$0.00	\$1.40	(\$1.40)

Petersburg School District

Expenditure Budget Balance Report

Summary Only

From Date: 12/1/2024

To Date: 12/31/2024

Fiscal Year: 2024-2025

Budget Balance

Account Number / Description	Budget	Range To Date	YTD	Balance	Encumbrance	% Remaining Bud
WORKERS COMPENSATION						0.00%
100.100.700.180.365	\$0.00	\$0.00	\$0.00	\$0.00	\$36.06	(\$36.06)
RETIREMENT CONTRIBUTION-TRS						0.00%
100.100.700.180.367	\$0.00	\$0.00	\$0.00	\$0.00	\$3.86	(\$3.86)
MEDICARE TAX						0.00%
100.100.700.220.329	\$0.00	\$0.00	\$0.00	\$0.00	\$2,027.50	(\$2,027.50)
SUBSTITUTES/TEMPORARIES						0.00%
100.100.700.220.363	\$0.00	\$0.00	\$0.00	\$0.00	\$32.05	(\$32.05)
WORKERS COMPENSATION						0.00%
100.100.700.220.365	\$0.00	\$0.00	\$0.00	\$0.00	\$811.62	(\$811.62)
RETIREMENT CONTRIBUTION-TRS						0.00%
100.100.700.220.367	\$0.00	\$0.00	\$0.00	\$0.00	\$91.03	(\$91.03)
MEDICARE TAX						0.00%
100.100.700.220.368	\$0.00	\$0.00	\$0.00	\$0.00	\$13.31	(\$13.31)
SOCIAL SECURITY TAX						0.00%
100.100.700.240.316	\$0.00	\$0.00	\$0.00	\$0.00	\$2,085.00	(\$2,085.00)
CERTIFICATED EXTRA DUTY PAY						0.00%
100.100.700.240.329	\$0.00	\$0.00	\$0.00	\$0.00	\$330.00	(\$330.00)
SUBSTITUTES/TEMPORARIES						0.00%
100.100.700.240.363	\$0.00	\$0.00	\$0.00	\$0.00	\$35.09	(\$35.09)
WORKERS COMPENSATION						0.00%
100.100.700.240.365	\$0.00	\$0.00	\$0.00	\$0.00	\$816.56	(\$816.56)
RETIREMENT CONTRIBUTION-TRS						0.00%
100.100.700.240.367	\$0.00	\$0.00	\$0.00	\$0.00	\$102.10	(\$102.10)
MEDICARE TAX						0.00%
100.100.700.240.368	\$0.00	\$0.00	\$0.00	\$0.00	\$2.21	(\$2.21)
SOCIAL SECURITY TAX						0.00%
100.100.700.408.316	\$3,753.00	\$312.75	\$1,563.75	\$2,189.25	\$2,189.25	\$0.00
CERTIFICATED EXTRA DUTY PAY						0.00%
100.100.700.408.329	\$1,200.00	\$300.00	\$300.00	\$900.00	\$0.00	\$900.00
SUBSTITUTES/TEMPORARIES						75.00%
100.100.700.408.363	\$23.70	\$2.94	\$8.94	\$14.76	\$10.50	\$4.26
WORKERS COMPENSATION						17.97%
100.100.700.408.365	\$1,072.99	\$39.28	\$196.40	\$876.59	\$266.20	\$610.39
RETIREMENT CONTRIBUTION-TRS						56.89%
100.100.700.408.367	\$71.82	\$8.51	\$25.15	\$46.67	\$29.13	\$17.54

Petersburg School District

Expenditure Budget Balance Report

Summary Only

From Date: 12/1/2024

To Date: 12/31/2024

Fiscal Year: 2024-2025

Budget Balance

Account Number / Description	Budget	Range To Date	YTD	Balance	Encumbrance	% Remaining Bud
MEDICARE TAX						24.42%
100.100.700.408.368	\$74.40	\$0.00	\$0.00	\$74.40	\$0.00	\$74.40
SOCIAL SECURITY TAX						100.00%
100.100.700.408.421	\$1,800.00	\$0.00	\$344.19	\$1,455.81	\$0.00	\$1,455.81
MUSIC STAFF TRANSPORTATION						80.88%
100.100.700.408.426	\$3,300.00	\$11.20	\$723.77	\$2,576.23	\$0.00	\$2,576.23
MUSIC TRANSPORTATION						78.07%
100.100.700.408.479	\$300.00	\$0.00	\$0.00	\$300.00	\$0.00	\$300.00
MUSIC OTHER SUPPLIES						100.00%
100.100.700.414.316	\$3,545.00	\$0.00	\$0.00	\$3,545.00	\$0.00	\$3,545.00
EXTRA DUTY - DDF						100.00%
100.100.700.414.363	\$16.96	\$0.00	\$0.00	\$16.96	\$0.00	\$16.96
WORKERS COMPENSATION						100.00%
100.100.700.414.365	\$1,013.51	\$0.00	\$0.00	\$1,013.51	\$0.00	\$1,013.51
RETIREMENT CONTRIBUTION-TRS						100.00%
100.100.700.414.367	\$51.40	\$0.00	\$0.00	\$51.40	\$0.00	\$51.40
MEDICARE TAX						100.00%
100.100.700.418.316	\$0.00	\$139.00	\$556.00	(\$556.00)	\$973.00	(\$1,529.00)
EXTRA DUTY - HS GLACIER SURVEY						0.00%
100.100.700.418.363	\$0.00	\$0.67	\$2.68	(\$2.68)	\$4.68	(\$7.36)
WORKERS COMPENSATION						0.00%
100.100.700.418.365	\$0.00	\$17.46	\$69.85	(\$69.85)	\$117.98	(\$187.83)
RETIREMENT CONTRIBUTION-TRS						0.00%
100.100.700.418.367	\$0.00	\$1.83	\$7.33	(\$7.33)	\$12.83	(\$20.16)
MEDICARE TAX						0.00%
100.100.700.424.316	\$2,780.00	\$0.00	\$0.00	\$2,780.00	\$0.00	\$2,780.00
EXTRA DUTY - HS Yearbook						100.00%
100.100.700.424.363	\$13.31	\$0.00	\$0.00	\$13.31	\$0.00	\$13.31
WORKERS COMPENSATION						100.00%
100.100.700.424.365	\$794.80	\$0.00	\$0.00	\$794.80	\$0.00	\$794.80
RETIREMENT CONTRIBUTION-TRS						100.00%
100.100.700.424.367	\$40.31	\$0.00	\$0.00	\$40.31	\$0.00	\$40.31
MEDICARE TAX						100.00%
100.100.700.710.316	\$3,962.00	\$0.00	\$3,962.00	\$0.00	\$0.00	\$0.00
CERTIFICATED EXTRA DUTY PAY						0.00%
100.100.700.710.322	\$1,584.80	\$0.00	\$0.00	\$1,584.80	\$0.00	\$1,584.80

Petersburg School District

Expenditure Budget Balance Report

Summary Only

From Date: 12/1/2024

To Date: 12/31/2024

Fiscal Year: 2024-2025

Budget Balance

Account Number / Description	Budget	Range To Date	YTD	Balance	Encumbrance	% Remaining Bud
NON-CERT SPECIALIST/EXTRA DUTY						100.00%
100.100.700.710.329	\$750.00	\$0.00	\$1,225.00	(\$475.00)	\$0.00	(\$475.00)
CROSS COUNTRY SUB						-63.33%
100.100.700.710.363	\$30.13	\$0.00	\$24.81	\$5.32	\$0.00	\$5.32
WORKERS COMPENSATION						17.66%
100.100.700.710.365	\$1,132.74	\$0.00	\$497.63	\$635.11	\$0.00	\$635.11
RETIREMENT CONTRIBUTION-TRS						56.07%
100.100.700.710.366	\$424.10	\$0.00	\$0.00	\$424.10	\$0.00	\$424.10
RETIREMENT CONTRIBUTION-PERS						100.00%
100.100.700.710.367	\$91.30	\$0.00	\$71.49	\$19.81	\$0.00	\$19.81
MEDICARE TAX						21.70%
100.100.700.710.368	\$46.50	\$0.00	\$38.74	\$7.76	\$0.00	\$7.76
SOCIAL SECURITY TAX						16.69%
100.100.700.710.426	\$21,900.00	\$2,240.80	\$21,900.00	\$0.00	\$0.00	\$0.00
XCOUNTRY TRANSPORTATION						0.00%
100.100.700.710.479	\$1,250.00	\$0.00	\$943.15	\$306.85	\$0.00	\$306.85
XCOUNTRY SUPPLIES AND MATERIALS						24.55%
100.100.700.715.322	\$7,881.80	\$583.80	\$7,881.80	\$0.00	\$0.00	\$0.00
NON-CERT SPECIALIST/EXTRA DUTY						0.00%
100.100.700.715.329	\$1,500.00	\$0.00	\$97.75	\$1,402.25	\$0.00	\$1,402.25
SUBSTITUTES/TEMPORARIES						93.48%
100.100.700.715.363	\$44.89	\$2.80	\$38.19	\$6.70	\$0.00	\$6.70
WORKERS COMPENSATION						14.93%
100.100.700.715.366	\$602.59	\$36.70	\$611.27	(\$8.68)	\$0.00	(\$8.68)
RETIREMENT CONTRIBUTION-PERS						-1.44%
100.100.700.715.367	\$136.04	\$8.47	\$115.73	\$20.31	\$0.00	\$20.31
MEDICARE TAX						14.93%
100.100.700.715.368	\$442.06	\$25.85	\$355.11	\$86.95	\$0.00	\$86.95
SOCIAL SECURITY TAX						19.67%
100.100.700.715.426	\$13,900.00	\$955.21	\$14,108.71	(\$208.71)	\$0.00	(\$208.71)
SWIM TRANSPORTATION						-1.50%
100.100.700.715.479	\$1,500.00	\$1,000.00	\$1,180.00	\$320.00	\$0.00	\$320.00
SWIM SUPPLIES AND MATERIALS						21.33%
100.100.700.720.316	\$7,296.80	\$0.00	\$6,713.00	\$583.80	\$0.00	\$583.80
CERTIFICATED EXTRA DUTY PAY						8.00%
100.100.700.720.329	\$1,200.00	\$400.00	\$3,535.00	(\$2,335.00)	\$0.00	(\$2,335.00)

Petersburg School District

Expenditure Budget Balance Report

Summary Only

From Date: 12/1/2024

To Date: 12/31/2024

Fiscal Year: 2024-2025

Budget Balance

Account Number / Description	Budget	Range To Date	YTD	Balance	Encumbrance	% Remaining Bud
SUBSTITUTES/TEMPORARIES						-194.58%
100.100.700.720.363	\$40.65	\$1.91	\$49.04	(\$8.39)	\$0.00	(\$8.39)
WORKERS COMPENSATION						-20.64%
100.100.700.720.365	\$2,086.16	\$0.00	\$843.18	\$1,242.98	\$0.00	\$1,242.98
RETIREMENT CONTRIBUTION-TRS						59.58%
100.100.700.720.367	\$123.20	\$5.80	\$143.81	(\$20.61)	\$0.00	(\$20.61)
MEDICARE TAX						-16.73%
100.100.700.720.368	\$74.40	\$0.00	\$62.62	\$11.78	\$0.00	\$11.78
SOCIAL SECURITY TAX						15.83%
100.100.700.720.426	\$27,400.00	\$2,418.93	\$27,400.00	\$0.00	\$0.00	\$0.00
VB TRANSPORTATION						0.00%
100.100.700.725.322	\$6,713.80	\$1,459.66	\$4,379.00	\$2,334.80	\$0.00	\$2,334.80
NON-CERT SPECIALIST/EXTRA DUTY						34.78%
100.100.700.725.363	\$32.13	\$6.98	\$20.94	\$11.19	\$0.00	\$11.19
WORKERS COMPENSATION						34.83%
100.100.700.725.367	\$97.35	\$21.17	\$63.51	\$33.84	\$0.00	\$33.84
MEDICARE TAX						34.76%
100.100.700.725.368	\$416.26	\$90.50	\$271.50	\$144.76	\$0.00	\$144.76
SOCIAL SECURITY TAX						34.78%
100.100.700.725.426	\$21,900.00	\$7,055.58	\$14,639.56	\$7,260.44	\$5,718.44	\$1,542.00
WRESTLING TRANSPORTATION						7.04%
100.100.700.725.479	\$0.00	\$863.17	\$863.17	(\$863.17)	\$0.00	(\$863.17)
WRESTLING SUPPLIES AND MATERIALS						0.00%
100.100.700.730.316	\$6,462.00	\$1,511.25	\$1,511.25	\$4,950.75	\$4,533.75	\$417.00
CERTIFICATED EXTRA DUTY PAY						6.45%
100.100.700.730.322	\$2,585.80	\$604.75	\$604.75	\$1,981.05	\$1,814.25	\$166.80
NON-CERT SPECIALIST/EXTRA DUTY						6.45%
100.100.700.730.329	\$5,400.00	\$0.00	\$0.00	\$5,400.00	\$0.00	\$5,400.00
SUBSTITUTES/TEMPORARIES						100.00%
100.100.700.730.363	\$69.14	\$10.12	\$10.12	\$59.02	\$0.00	\$59.02
WORKERS COMPENSATION						85.36%
100.100.700.730.365	\$1,847.49	\$189.81	\$189.81	\$1,657.68	\$0.00	\$1,657.68
RETIREMENT CONTRIBUTION-TRS						89.73%
100.100.700.730.366	\$691.96	\$133.04	\$133.04	\$558.92	\$0.00	\$558.92
RETIREMENT CONTRIBUTION-PERS						80.77%
100.100.700.730.367	\$209.49	\$29.18	\$29.18	\$180.31	\$0.00	\$180.31

## Petersburg School District

### Expenditure Budget Balance Report

 Summary Only

From Date: 12/1/2024

To Date: 12/31/2024

Fiscal Year: 2024-2025

Budget Balance

Account Number / Description	Budget	Range To Date	YTD	Balance	Encumbrance	% Remaining Bud
MEDICARE TAX						86.07%
100.100.700.730.368	\$334.80	\$0.00	\$0.00	\$334.80	\$0.00	\$334.80
SOCIAL SECURITY TAX						100.00%
100.100.700.730.426	\$24,100.00	\$300.00	\$300.00	\$23,800.00	\$0.00	\$23,800.00
BOYS BB TRANSPORTATION						98.76%
100.100.700.730.479	\$2,500.00	\$0.00	\$2,500.00	\$0.00	\$0.00	\$0.00
BOYS BB SUPPLIES AND MATERIALS						0.00%
100.100.700.735.316	\$9,047.80	\$604.75	\$604.75	\$8,443.05	\$1,814.25	\$6,628.80
CERTIFICATED EXTRA DUTY PAY						73.26%
100.100.700.735.322	\$0.00	\$1,511.25	\$1,511.25	(\$1,511.25)	\$4,533.75	(\$6,045.00)
NON-CERT SPECIALIST/EXTRA DUTY						0.00%
100.100.700.735.329	\$4,800.00	\$0.00	\$0.00	\$4,800.00	\$0.00	\$4,800.00
SUBSTITUTES/TEMPORARIES						100.00%
100.100.700.735.363	\$66.26	\$10.12	\$10.12	\$56.14	\$23.04	\$33.10
WORKERS COMPENSATION						49.95%
100.100.700.735.365	\$1,091.22	\$0.00	\$0.00	\$1,091.22	\$0.00	\$1,091.22
RETIREMENT CONTRIBUTION-TRS						100.00%
100.100.700.735.366	\$0.00	\$133.05	\$133.05	(\$133.05)	\$0.00	(\$133.05)
RETIREMENT CONTRIBUTION-PERS						0.00%
100.100.700.735.367	\$200.79	\$29.97	\$29.97	\$170.82	\$69.81	\$101.01
MEDICARE TAX						50.31%
100.100.700.735.368	\$621.92	\$93.70	\$93.70	\$528.22	\$298.47	\$229.75
SOCIAL SECURITY TAX						36.94%
100.100.700.735.426	\$24,100.00	\$300.00	\$300.00	\$23,800.00	\$0.00	\$23,800.00
GIRLS BB TRANSPORTATION						98.76%
100.100.700.740.322	\$9,047.80	\$1,511.25	\$1,511.25	\$7,536.55	\$5,743.25	\$1,793.30
NON-CERT SPECIALIST/EXTRA DUTY						19.82%
100.100.700.740.363	\$43.30	\$7.23	\$7.23	\$36.07	\$11.56	\$24.51
WORKERS COMPENSATION						56.61%
100.100.700.740.367	\$131.19	\$21.91	\$21.91	\$109.28	\$35.07	\$74.21
MEDICARE TAX						56.57%
100.100.700.740.368	\$460.96	\$93.70	\$93.70	\$367.26	\$149.98	\$217.28
SOCIAL SECURITY TAX						47.14%
100.100.700.740.426	\$6,600.00	\$0.00	\$0.00	\$6,600.00	\$5,000.00	\$1,600.00
CHEERLEADING TRANSPORTATION						24.24%
100.100.700.745.316	\$5,212.00	\$0.00	\$0.00	\$5,212.00	\$0.00	\$5,212.00

Petersburg School District

Expenditure Budget Balance Report

Summary Only

From Date: 12/1/2024

To Date: 12/31/2024

Fiscal Year: 2024-2025

Budget Balance

Account Number / Description	Budget	Range To Date	YTD	Balance	Encumbrance	% Remaining Bud
CERTIFICATED EXTRA DUTY PAY						100.00%
100.100.700.745.322	\$2,084.80	\$0.00	\$0.00	\$2,084.80	\$0.00	\$2,084.80
NON-CERT SPECIALIST/EXTRA DUTY						100.00%
100.100.700.745.329	\$1,200.00	\$0.00	\$0.00	\$1,200.00	\$0.00	\$1,200.00
SUBSTITUTES/TEMPORARIES						100.00%
100.100.700.745.363	\$40.65	\$0.00	\$0.00	\$40.65	\$0.00	\$40.65
WORKERS COMPENSATION						100.00%
100.100.700.745.365	\$1,490.11	\$0.00	\$0.00	\$1,490.11	\$0.00	\$1,490.11
RETIREMENT CONTRIBUTION-TRS						100.00%
100.100.700.745.367	\$123.20	\$0.00	\$0.00	\$123.20	\$0.00	\$123.20
MEDICARE TAX						100.00%
100.100.700.745.368	\$203.66	\$0.00	\$0.00	\$203.66	\$0.00	\$203.66
SOCIAL SECURITY TAX						100.00%
100.100.700.745.426	\$21,900.00	\$0.00	\$0.00	\$21,900.00	\$0.00	\$21,900.00
TRACK TRANSPORTATION						100.00%
100.100.700.745.479	\$0.00	\$0.00	\$120.00	(\$120.00)	\$0.00	(\$120.00)
TRACK SUPPLIES AND MATERIALS						0.00%
100.100.700.750.316	\$7,881.80	\$0.00	\$0.00	\$7,881.80	\$5,213.00	\$2,668.80
CERTIFICATED EXTRA DUTY PAY						33.86%
100.100.700.750.329	\$1,200.00	\$0.00	\$0.00	\$1,200.00	\$410.00	\$790.00
SUBSTITUTES/TEMPORARIES						65.83%
100.100.700.750.363	\$43.46	\$0.00	\$0.00	\$43.46	\$0.00	\$43.46
WORKERS COMPENSATION						100.00%
100.100.700.750.365	\$2,253.40	\$0.00	\$0.00	\$2,253.40	\$0.00	\$2,253.40
RETIREMENT CONTRIBUTION-TRS						100.00%
100.100.700.750.367	\$131.69	\$0.00	\$0.00	\$131.69	\$0.00	\$131.69
MEDICARE TAX						100.00%
100.100.700.750.368	\$74.40	\$0.00	\$0.00	\$74.40	\$0.00	\$74.40
SOCIAL SECURITY TAX						100.00%
100.100.700.750.426	\$21,900.00	\$0.00	\$0.00	\$21,900.00	\$0.00	\$21,900.00
BASEBALL TRANSPORTATION						100.00%
100.100.700.750.479	\$2,960.00	\$0.00	\$0.00	\$2,960.00	\$0.00	\$2,960.00
BASEBALL SUPPLIES AND MATERIALS						100.00%
100.100.700.760.316	\$2,294.00	\$0.00	\$0.00	\$2,294.00	\$0.00	\$2,294.00
CERTIFICATED EXTRA DUTY PAY						100.00%
100.100.700.760.363	\$10.98	\$0.00	\$0.00	\$10.98	\$0.00	\$10.98

Petersburg School District

Expenditure Budget Balance Report

Summary Only

From Date: 12/1/2024

To Date: 12/31/2024

Fiscal Year: 2024-2025

Budget Balance

Account Number / Description	Budget	Range To Date	YTD	Balance	Encumbrance	% Remaining Bud
WORKERS COMPENSATION						100.00%
100.100.700.760.365	\$655.86	\$0.00	\$0.00	\$655.86	\$0.00	\$655.86
RETIREMENT CONTRIBUTION-TRS						100.00%
100.100.700.760.367	\$33.26	\$0.00	\$0.00	\$33.26	\$0.00	\$33.26
MEDICARE TAX						100.00%
100.100.700.825.316	\$834.00	\$83.40	\$333.60	\$500.40	\$500.40	\$0.00
CERTIFICATED EXTRA DUTY PAY						0.00%
100.100.700.825.363	\$3.99	\$0.40	\$1.60	\$2.39	\$2.40	(\$0.01)
WORKERS COMPENSATION						-0.25%
100.100.700.825.365	\$238.44	\$10.49	\$41.96	\$196.48	\$61.69	\$134.79
RETIREMENT CONTRIBUTION-TRS						56.53%
100.100.700.825.367	\$12.09	\$1.11	\$4.44	\$7.65	\$6.68	\$0.97
MEDICARE TAX						8.02%
100.100.700.825.426	\$1,400.00	\$0.00	\$0.00	\$1,400.00	\$0.00	\$1,400.00
STUDENT GOVT TRANSPORTATION						100.00%
100.100.700.835.316	\$1,529.00	\$152.90	\$458.70	\$1,070.30	\$1,070.30	\$0.00
CERTIFICATED EXTRA DUTY PAY						0.00%
100.100.700.835.363	\$7.31	\$0.73	\$2.19	\$5.12	\$7.29	(\$2.17)
WORKERS COMPENSATION						-29.69%
100.100.700.835.365	\$437.14	\$19.20	\$57.60	\$379.54	\$192.06	\$187.48
RETIREMENT CONTRIBUTION-TRS						42.89%
100.100.700.835.367	\$22.17	\$2.22	\$6.66	\$15.51	\$22.17	(\$6.66)
MEDICARE TAX						-30.04%
100.100.700.840.329	\$600.00	\$0.00	\$0.00	\$600.00	\$0.00	\$600.00
SUBSTITUTES/TEMPORARIES						100.00%
100.100.700.840.363	\$2.87	\$0.00	\$0.00	\$2.87	\$0.00	\$2.87
WORKERS COMPENSATION						100.00%
100.100.700.840.367	\$8.70	\$0.00	\$0.00	\$8.70	\$0.00	\$8.70
MEDICARE TAX						100.00%
100.100.700.840.368	\$37.20	\$0.00	\$0.00	\$37.20	\$0.00	\$37.20
SOCIAL SECURITY TAX						100.00%
100.100.700.840.421	\$1,000.00	\$0.00	\$0.00	\$1,000.00	\$0.00	\$1,000.00
ARTFEST TRANSPORTATION						100.00%
100.100.700.845.316	\$834.00	\$0.00	\$0.00	\$834.00	\$834.00	\$0.00
CERTIFICATED EXTRA DUTY PAY						0.00%
100.100.700.845.363	\$3.99	\$0.00	\$0.00	\$3.99	\$4.00	(\$0.01)

## Petersburg School District

### Expenditure Budget Balance Report

 Summary Only

From Date: 12/1/2024

To Date: 12/31/2024

Fiscal Year: 2024-2025

Budget Balance

Account Number / Description	Budget	Range To Date	YTD	Balance	Encumbrance	% Remaining Bud
WORKERS COMPENSATION						-0.25%
100.100.700.845.365	\$238.44	\$0.00	\$0.00	\$238.44	\$104.74	\$133.70
RETIREMENT CONTRIBUTION-TRS						56.07%
100.100.700.845.367	\$12.09	\$0.00	\$0.00	\$12.09	\$12.10	(\$0.01)
MEDICARE TAX						-0.08%
100.100.700.870.316	\$834.00	\$83.40	\$250.20	\$583.80	\$583.80	\$0.00
CERTIFICATED EXTRA DUTY PAY						0.00%
100.100.700.870.363	\$3.99	\$0.40	\$1.20	\$2.79	\$0.00	\$2.79
WORKERS COMPENSATION						69.92%
100.100.700.870.365	\$238.44	\$10.44	\$31.32	\$207.12	\$0.00	\$207.12
RETIREMENT CONTRIBUTION-TRS						86.86%
100.100.700.870.367	\$12.09	\$1.10	\$3.30	\$8.79	\$0.00	\$8.79
MEDICARE TAX						72.70%
100.200.100.000.314	\$0.00	\$25.00	\$150.00	(\$150.00)	\$1,025.00	(\$1,175.00)
CERT DIRECTOR/COORD/MANAGER						0.00%
100.200.100.000.315	\$433,245.99	\$37,633.20	\$187,951.36	\$245,294.63	\$264,182.19	(\$18,887.56)
CERTIFICATED TEACHER						-4.36%
100.200.100.000.323	\$0.00	\$2,417.96	\$10,841.09	(\$10,841.09)	\$13,003.35	(\$23,844.44)
AIDES						0.00%
100.200.100.000.329	\$73,498.40	\$752.50	\$2,415.00	\$71,083.40	\$38,780.10	\$32,303.30
SUBSTITUTES/TEMPORARIES						43.95%
100.200.100.000.363	\$2,424.77	\$198.16	\$976.86	\$1,447.91	\$1,283.02	\$164.89
WORKERS COMPENSATION						6.80%
100.200.100.000.364	\$151,456.32	\$9,714.13	\$47,989.53	\$103,466.79	\$66,996.89	\$36,469.90
INSURANCE-HEALTH/LIFE						24.08%
100.200.100.000.365	\$123,865.03	\$4,726.74	\$23,614.35	\$100,250.68	\$32,548.98	\$67,701.70
RETIREMENT CONTRIBUTION-TRS						54.66%
100.200.100.000.366	\$0.00	\$531.95	\$2,385.03	(\$2,385.03)	\$0.00	(\$2,385.03)
RETIREMENT CONTRIBUTION-PERS						0.00%
100.200.100.000.367	\$7,347.79	\$568.86	\$2,799.30	\$4,548.49	\$3,664.45	\$884.04
MEDICARE TAX						12.03%
100.200.100.000.368	\$1,800.00	\$21.86	\$90.78	\$1,709.22	\$0.00	\$1,709.22
SOCIAL SECURITY TAX						94.96%
100.200.100.000.369	\$2,000.00	\$0.00	\$0.00	\$2,000.00	\$0.00	\$2,000.00
ATP TEIR 3 RETIREMENT MATCH						100.00%
100.200.100.000.418	\$11,000.00	\$0.00	\$0.00	\$11,000.00	\$0.00	\$11,000.00

Petersburg School District

Expenditure Budget Balance Report

Summary Only

From Date: 12/1/2024

To Date: 12/31/2024

Fiscal Year: 2024-2025

Budget Balance

Account Number / Description	Budget	Range To Date	YTD	Balance	Encumbrance	% Remaining Bud
MS OTHER PROFESSIONAL SVCS						100.00%
100.200.100.000.451	\$5,000.00	\$0.00	\$2,563.04	\$2,436.96	\$0.00	\$2,436.96
MS GENERAL TEACHING SUPPLIES						48.74%
100.200.100.000.474	\$10,000.00	\$0.00	\$151.65	\$9,848.35	\$0.00	\$9,848.35
MS CURRICULUM ADOPTION						98.48%
100.200.100.000.476	\$13,590.00	\$0.00	\$12,276.48	\$1,313.52	\$0.00	\$1,313.52
MS COPIER SUPPLIES						9.67%
100.200.100.000.479	\$300.00	\$41.85	\$118.71	\$181.29	\$49.37	\$131.92
MS TEACHER OTHER SUPPLIES AND MATERIALS						43.97%
100.200.100.401.451	\$567.00	\$0.00	\$0.00	\$567.00	\$0.00	\$567.00
MS ENGLISH SUPPLIES						100.00%
100.200.100.402.451	\$700.00	\$0.00	\$0.00	\$700.00	\$0.00	\$700.00
MS MATH SUPPLIES						100.00%
100.200.100.403.451	\$2,200.00	\$0.00	\$185.09	\$2,014.91	\$128.64	\$1,886.27
MS SCIENCE SUPPLIES						85.74%
100.200.100.404.451	\$400.00	\$0.00	\$104.27	\$295.73	\$0.00	\$295.73
MS SOCIAL STUDIES SUPPLIES						73.93%
100.200.100.408.451	\$400.00	\$0.00	\$400.00	\$0.00	\$0.00	\$0.00
MS MUSIC SUPPLIES						0.00%
100.200.100.419.451	\$250.00	\$0.00	\$104.90	\$145.10	\$0.00	\$145.10
MS ROBOTICS						58.04%
100.200.100.421.451	\$100.00	\$0.00	\$0.00	\$100.00	\$0.00	\$100.00
MS ART/JEWELRY/PHOTO SUPPLIES						100.00%
100.200.200.000.315	\$81,206.99	\$6,754.00	\$33,770.00	\$47,436.99	\$47,278.00	\$158.99
CERTIFICATED TEACHER						0.20%
100.200.200.000.323	\$57,774.80	\$2,200.10	\$9,349.46	\$48,425.34	\$13,783.70	\$34,641.64
AIDES						59.96%
100.200.200.000.329	\$4,800.00	\$3,550.81	\$21,703.88	(\$16,903.88)	\$0.00	(\$16,903.88)
SUBSTITUTES/TEMPORARIES						-352.16%
100.200.200.000.363	\$688.00	\$61.42	\$316.51	\$371.49	\$300.10	\$71.39
WORKERS COMPENSATION						10.38%
100.200.200.000.364	\$15,977.28	\$1,600.83	\$9,271.46	\$6,705.82	\$1,666.68	\$5,039.14
INSURANCE-HEALTH/LIFE						31.54%
100.200.200.000.365	\$23,217.08	\$848.30	\$4,241.50	\$18,975.58	\$5,721.14	\$13,254.44
RETIREMENT CONTRIBUTION-TRS						57.09%
100.200.200.000.366	\$15,460.54	\$1,338.53	\$6,638.77	\$8,821.77	\$3,399.07	\$5,422.70

## Petersburg School District

### Expenditure Budget Balance Report

 Summary Only

From Date: 12/1/2024

To Date: 12/31/2024

Fiscal Year: 2024-2025

Budget Balance

Account Number / Description	Budget	Range To Date	YTD	Balance	Encumbrance	% Remaining Bud
RETIREMENT CONTRIBUTION-PERS						35.07%
100.200.200.000.367	\$2,084.84	\$180.25	\$927.83	\$1,157.01	\$909.54	\$247.47
MEDICARE TAX						11.87%
100.200.200.000.368	\$200.00	\$0.00	\$111.02	\$88.98	\$0.00	\$88.98
SOCIAL SECURITY TAX						44.49%
100.200.200.000.369	\$500.00	\$0.00	\$0.00	\$500.00	\$0.00	\$500.00
ATP TEIR 3 RETIREMENT MATCH						100.00%
100.200.200.000.451	\$500.00	\$0.00	\$469.34	\$30.66	\$0.00	\$30.66
MS SPED SUPPLIES						6.13%
100.200.400.000.314	\$32,250.00	\$2,512.50	\$15,075.00	\$17,175.00	\$15,075.00	\$2,100.00
DEAN OF STUDENTS						6.51%
100.200.400.000.363	\$154.32	\$12.02	\$72.12	\$82.20	\$72.12	\$10.08
WORKERS COMPENSATION						6.53%
100.200.400.000.364	\$9,719.48	\$809.96	\$4,470.33	\$5,249.15	\$4,859.74	\$389.41
INSURANCE - HEALTH/LIFE						4.01%
100.200.400.000.365	\$9,048.74	\$315.57	\$1,893.42	\$7,155.32	\$1,893.42	\$5,261.90
RETIREMENT CONTRIBUTION-TRS						58.15%
100.200.400.000.367	\$467.63	\$34.37	\$207.21	\$260.42	\$206.91	\$53.51
MEDICARE TAX						11.44%
100.200.400.000.479	\$400.00	\$167.95	\$400.00	\$0.00	\$0.00	\$0.00
OTHER SUPPLIES AND MATERIALS						0.00%
100.200.400.000.491	\$650.00	\$0.00	\$0.00	\$650.00	\$0.00	\$650.00
DUES AND FEES						100.00%
100.200.450.000.324	\$40,163.10	\$1,288.75	\$11,207.23	\$28,955.87	\$17,967.61	\$10,988.26
SUPPORT STAFF						27.36%
100.200.450.000.329	\$720.00	\$0.00	\$2,250.00	(\$1,530.00)	\$0.00	(\$1,530.00)
SUBSTITUTES/TEMPORARIES						-212.50%
100.200.450.000.363	\$195.63	\$7.19	\$65.42	\$130.21	\$0.00	\$130.21
WORKERS COMPENSATION						66.56%
100.200.450.000.364	\$20,941.44	\$214.29	\$2,961.87	\$17,979.57	\$1,285.71	\$16,693.86
INSURANCE-HEALTH/LIFE						79.72%
100.200.450.000.366	\$10,747.64	\$0.00	\$2,090.33	\$8,657.31	\$0.00	\$8,657.31
RETIREMENT CONTRIBUTION-PERS						80.55%
100.200.450.000.367	\$592.80	\$21.79	\$188.28	\$404.52	\$0.00	\$404.52
MEDICARE TAX						68.24%
100.200.450.000.368	\$30.00	\$93.19	\$119.04	(\$89.04)	\$0.00	(\$89.04)

Petersburg School District

Expenditure Budget Balance Report

Summary Only

From Date: 12/1/2024

To Date: 12/31/2024

Fiscal Year: 2024-2025

Budget Balance

Account Number / Description	Budget	Range To Date	YTD	Balance	Encumbrance	% Remaining Bud
SOCIAL SECURITY TAX						-296.80%
100.200.450.000.433	\$1,500.00	\$133.93	\$802.18	\$697.82	\$0.00	\$697.82
COMMUNICATIONS						46.52%
100.200.450.000.434	\$100.00	\$0.00	\$13.16	\$86.84	\$86.84	\$0.00
MS POSTAGE						0.00%
100.200.450.000.454	\$400.00	\$0.00	\$0.00	\$400.00	\$0.00	\$400.00
MS OFFICE SUPPLIES						100.00%
100.200.700.000.316	\$4,926.00	\$278.00	\$2,176.00	\$2,750.00	\$3,450.00	(\$700.00)
CERTIFICATED EXTRA DUTY PAY						-14.21%
100.200.700.000.322	\$5,427.00	\$0.00	\$4,536.00	\$891.00	\$1,782.00	(\$891.00)
NON-CERT SPECIALIST/EXTRA DUTY						-16.42%
100.200.700.000.329	\$3,000.00	\$0.00	\$1,890.00	\$1,110.00	\$0.00	\$1,110.00
SUBSTITUTES/TEMPORARIES						37.00%
100.200.700.000.363	\$63.90	\$1.33	\$41.14	\$22.76	\$21.61	\$1.15
WORKERS COMPENSATION						1.80%
100.200.700.000.364	\$0.00	\$76.96	\$411.41	(\$411.41)	\$1,028.48	(\$1,439.89)
INSURANCE-HEALTH/LIFE						0.00%
100.200.700.000.365	\$1,408.35	\$34.92	\$337.74	\$1,070.61	\$341.39	\$729.22
RETIREMENT CONTRIBUTION-TRS						51.78%
100.200.700.000.366	\$1,452.27	\$0.00	\$13.19	\$1,439.08	\$365.88	\$1,073.20
RETIREMENT CONTRIBUTION-PERS						73.90%
100.200.700.000.367	\$193.62	\$3.75	\$121.50	\$72.12	\$56.74	\$15.38
MEDICARE TAX						7.94%
100.200.700.000.368	\$522.47	\$0.00	\$360.59	\$161.88	\$6.59	\$155.29
SOCIAL SECURITY TAX						29.72%
100.200.700.000.426	\$30,700.00	\$3,121.32	\$8,937.32	\$21,762.68	\$0.00	\$21,762.68
MS ACTIVITIES STUDENT TRANSPORTATION						70.89%
100.200.700.000.479	\$4,000.00	\$154.37	\$2,079.55	\$1,920.45	(\$54.37)	\$1,974.82
MS ACTIVITIES SUPPLIES AND MATERIALS						49.37%
100.200.700.424.316	\$1,390.00	\$0.00	\$0.00	\$1,390.00	\$0.00	\$1,390.00
EXTRA DUTY - MS Yearbook						100.00%
100.200.700.424.363	\$6.89	\$0.00	\$0.00	\$6.89	\$0.00	\$6.89
WORKERS COMP						100.00%
100.200.700.424.365	\$411.69	\$0.00	\$0.00	\$411.69	\$0.00	\$411.69
RETIREMENT CONTRIBUTION TRS						100.00%
100.200.700.424.367	\$20.88	\$0.00	\$0.00	\$20.88	\$0.00	\$20.88

## Petersburg School District

### Expenditure Budget Balance Report

 Summary Only

From Date: 12/1/2024

To Date: 12/31/2024

Fiscal Year: 2024-2025

Budget Balance

Account Number / Description	Budget	Range To Date	YTD	Balance	Encumbrance	% Remaining Bud
FICA MEDICARE						100.00%
100.200.700.825.316	\$834.00	\$0.00	\$0.00	\$834.00	\$0.00	\$834.00
EXTRA DUTY - MS Student Government						100.00%
100.200.700.825.363	\$4.13	\$0.00	\$0.00	\$4.13	\$0.00	\$4.13
WORKERS COMP						100.00%
100.200.700.825.365	\$247.02	\$0.00	\$0.00	\$247.02	\$0.00	\$247.02
RETIREMENT CONTRIBUTION TRS						100.00%
100.200.700.825.367	\$12.53	\$0.00	\$0.00	\$12.53	\$0.00	\$12.53
FICA MEDICARE						100.00%
100.300.100.000.315	\$911,839.61	\$81,392.71	\$400,127.24	\$511,712.37	\$480,556.17	\$31,156.20
CERTIFICATED TEACHER						3.42%
100.300.100.000.323	\$66,206.62	\$3,952.40	\$14,680.39	\$51,526.23	\$19,985.09	\$31,541.14
AIDES						47.64%
100.300.100.000.329	\$36,000.00	\$3,095.00	\$20,425.00	\$15,575.00	\$0.00	\$15,575.00
SUBSTITUTES/TEMPORARIES						43.26%
100.300.100.000.363	\$4,852.21	\$425.98	\$2,094.95	\$2,757.26	\$2,373.38	\$383.88
WORKERS COMPENSATION						7.91%
100.300.100.000.364	\$311,559.36	\$25,943.47	\$129,577.08	\$181,982.28	\$151,773.46	\$30,208.82
INSURANCE-HEALTH/LIFE						9.70%
100.300.100.000.365	\$260,694.95	\$10,222.92	\$50,381.13	\$210,313.82	\$58,926.97	\$151,386.85
RETIREMENT CONTRIBUTION-TRS						58.07%
100.300.100.000.366	\$17,319.33	\$642.43	\$2,813.83	\$14,505.50	\$3,121.45	\$11,384.05
RETIREMENT CONTRIBUTION-PERS						65.73%
100.300.100.000.367	\$14,703.67	\$1,190.26	\$5,882.09	\$8,821.58	\$6,657.52	\$2,164.06
MEDICARE TAX						14.72%
100.300.100.000.368	\$1,600.00	\$214.56	\$1,077.18	\$522.82	\$0.00	\$522.82
SOCIAL SECURITY TAX						32.68%
100.300.100.000.369	\$5,000.00	\$0.00	\$0.00	\$5,000.00	\$0.00	\$5,000.00
ATP TEIR 3 RETIREMENT MATCH						100.00%
100.300.100.000.410	\$200.00	\$0.00	\$0.00	\$200.00	\$0.00	\$200.00
PROFESSIONAL & TECH SERVICES						100.00%
100.300.100.000.451	\$9,800.00	\$879.61	\$2,588.64	\$7,211.36	\$734.99	\$6,476.37
ES GENERAL TEACHING SUPPLIES						66.09%
100.300.100.000.454	\$1,000.00	\$0.00	\$25.83	\$974.17	\$272.16	\$702.01
ES GENERAL OFFICE SUPPLIES						70.20%
100.300.100.000.474	\$16,500.00	\$0.00	\$6,870.95	\$9,629.05	\$0.00	\$9,629.05

## Petersburg School District

### Expenditure Budget Balance Report

 Summary Only

From Date: 12/1/2024

To Date: 12/31/2024

Fiscal Year: 2024-2025

Budget Balance

Account Number / Description	Budget	Range To Date	YTD	Balance	Encumbrance	% Remaining Bud
CURRICULUM ADOPTION						58.36%
100.300.100.000.476	\$24,760.00	\$764.82	\$21,310.98	\$3,449.02	\$0.00	\$3,449.02
COPIER SUPPLIES						13.93%
100.300.100.000.479	\$500.00	\$0.00	\$116.88	\$383.12	\$0.00	\$383.12
ES TEACHER OTHER SUPPLIES AND MATERIALS						76.62%
100.300.100.408.451	\$300.00	\$0.00	\$0.00	\$300.00	\$0.00	\$300.00
ES MUSIC SUPPLIES						100.00%
100.300.100.411.451	\$900.00	\$0.00	\$0.00	\$900.00	\$0.00	\$900.00
ES READING TEACHING SUPPLIES						100.00%
100.300.100.421.451	\$300.00	\$299.73	\$299.73	\$0.27	\$0.00	\$0.27
ES ART TEACHING SUPPLIES						0.09%
100.300.100.429.451	\$300.00	\$0.00	\$0.00	\$300.00	\$0.00	\$300.00
KINDER WILLIS SUPPLIES						100.00%
100.300.100.430.451	\$300.00	\$41.12	\$41.12	\$258.88	\$5.13	\$253.75
1ST NORMAN SUPPLIES						84.58%
100.300.100.431.451	\$300.00	\$41.11	\$41.11	\$258.89	\$5.14	\$253.75
1ST MULLEN SUPPLIES						84.58%
100.300.100.432.451	\$300.00	\$0.00	\$0.00	\$300.00	\$0.00	\$300.00
2ND BELL SUPPLIES						100.00%
100.300.100.433.451	\$300.00	\$0.00	\$0.00	\$300.00	\$0.00	\$300.00
2ND HOFACRE SUPPLIES						100.00%
100.300.100.434.451	\$300.00	\$0.00	\$0.00	\$300.00	\$0.00	\$300.00
3RD MARTIN SUPPLIES						100.00%
100.300.100.435.451	\$300.00	\$0.00	\$0.00	\$300.00	\$0.00	\$300.00
3RD MIDKIFF SUPPLIES						100.00%
100.300.100.436.451	\$300.00	\$0.00	\$0.00	\$300.00	\$0.00	\$300.00
4TH PAULSON SUPPLIES						100.00%
100.300.100.437.451	\$300.00	\$0.00	\$0.00	\$300.00	\$0.00	\$300.00
4TH WILLIAMS SUPPLIES						100.00%
100.300.100.438.451	\$300.00	\$0.00	\$0.00	\$300.00	\$0.00	\$300.00
5TH PENNINGTON SUPPLIES						100.00%
100.300.100.439.451	\$300.00	\$0.00	\$293.17	\$6.83	\$0.00	\$6.83
5TH MILLER SUPPLIES						2.28%
100.300.100.440.451	\$300.00	\$0.00	\$0.00	\$300.00	\$0.00	\$300.00
ES SWIM/PE SUPPLIES						100.00%
100.300.200.000.315	\$238,426.96	\$20,711.93	\$105,634.60	\$132,792.36	\$127,966.35	\$4,826.01

Petersburg School District

Expenditure Budget Balance Report

Summary Only

From Date: 12/1/2024

To Date: 12/31/2024

Fiscal Year: 2024-2025

Budget Balance

Account Number / Description	Budget	Range To Date	YTD	Balance	Encumbrance	% Remaining Bud
CERTIFICATED TEACHER						2.02%
100.300.200.000.323	\$331,666.15	\$29,057.75	\$129,353.63	\$202,312.52	\$159,845.54	\$42,466.98
AIDES						12.80%
100.300.200.000.329	\$18,000.00	\$729.25	\$5,230.00	\$12,770.00	\$0.00	\$12,770.00
SUBSTITUTES/TEMPORARIES						70.94%
100.300.200.000.363	\$2,814.03	\$246.38	\$1,176.09	\$1,637.94	\$1,129.03	\$508.91
WORKERS COMPENSATION						18.08%
100.300.200.000.364	\$186,410.88	\$19,956.30	\$85,102.24	\$101,308.64	\$77,452.54	\$23,856.10
INSURANCE-HEALTH/LIFE						12.80%
100.300.200.000.365	\$68,166.27	\$2,601.42	\$13,195.10	\$54,971.17	\$10,240.31	\$44,730.86
RETIREMENT CONTRIBUTION-TRS						65.62%
100.300.200.000.366	\$88,753.86	\$6,466.05	\$27,514.96	\$61,238.90	\$32,450.98	\$28,787.92
RETIREMENT CONTRIBUTION-PERS						32.44%
100.300.200.000.367	\$8,527.35	\$677.20	\$3,257.52	\$5,269.83	\$3,165.52	\$2,104.31
MEDICARE TAX						24.68%
100.300.200.000.368	\$800.00	\$45.21	\$749.74	\$50.26	\$768.90	(\$718.64)
SOCIAL SECURITY TAX						-89.83%
100.300.200.000.369	\$1,000.00	\$0.00	\$0.00	\$1,000.00	\$0.00	\$1,000.00
ATP TEIR 3 RETIREMENT MATCH						100.00%
100.300.200.000.451	\$1,500.00	\$0.00	\$310.16	\$1,189.84	\$376.62	\$813.22
ES SPED SUPPLIES						54.21%
100.300.300.000.364	\$0.00	\$142.94	\$411.86	(\$411.86)	\$0.00	(\$411.86)
INSURANCE-HEALTH/LIFE						0.00%
100.300.300.424.322	\$0.00	\$173.75	\$521.25	(\$521.25)	\$868.75	(\$1,390.00)
NON-CERT SPECIALIST/EXTRA DUTY						0.00%
100.300.300.424.363	\$0.00	\$0.82	\$2.46	(\$2.46)	\$0.00	(\$2.46)
WORKERS COMPENSATION						0.00%
100.300.300.424.366	\$0.00	\$38.23	\$114.69	(\$114.69)	\$0.00	(\$114.69)
RETIREMENT CONTRIBUTION-PERS						0.00%
100.300.300.424.367	\$0.00	\$2.00	\$6.07	(\$6.07)	\$0.00	(\$6.07)
MEDICARE TAX						0.00%
100.300.350.000.315	\$83,281.00	\$8,104.80	\$40,524.00	\$42,757.00	\$40,524.00	\$2,233.00
CERTIFICATED TEACHER						2.68%
100.300.350.000.329	\$1,200.00	\$0.00	\$0.00	\$1,200.00	\$0.00	\$1,200.00
SUBSTITUTES/TEMPORARIES						100.00%
100.300.350.000.363	\$404.24	\$38.78	\$193.90	\$210.34	\$193.90	\$16.44

Petersburg School District

Expenditure Budget Balance Report

Summary Only

From Date: 12/1/2024

To Date: 12/31/2024

Fiscal Year: 2024-2025

Budget Balance

Account Number / Description	Budget	Range To Date	YTD	Balance	Encumbrance	% Remaining Bud
WORKERS COMPENSATION						4.07%
100.300.350.000.364	\$9,977.28	\$997.73	\$4,988.65	\$4,988.63	\$4,988.63	\$0.00
INSURANCE-HEALTH/LIFE						0.00%
100.300.350.000.365	\$23,810.03	\$1,017.96	\$5,089.80	\$18,720.23	\$5,089.80	\$13,630.43
RETIREMENT CONTRIBUTION-TRS						57.25%
100.300.350.000.367	\$1,224.97	\$113.90	\$570.22	\$654.75	\$570.22	\$84.53
MEDICARE TAX						6.90%
100.300.350.000.368	\$50.00	\$0.00	\$0.00	\$50.00	\$0.00	\$50.00
SOCIAL SECURITY TAX						100.00%
100.300.350.000.451	\$300.00	\$0.00	\$0.00	\$300.00	\$0.00	\$300.00
LIBRARY TEACHING SUPPLIES						100.00%
100.300.350.000.472	\$2,000.00	\$0.00	\$0.00	\$2,000.00	\$0.00	\$2,000.00
LIBRARY BOOKS						100.00%
100.300.350.000.473	\$500.00	\$0.00	\$0.00	\$500.00	\$0.00	\$500.00
PERIODICALS						100.00%
100.300.350.000.479	\$1,200.00	\$0.00	\$1,319.05	(\$119.05)	\$0.00	(\$119.05)
OTHER SUPPLIES AND MATERIALS						-9.92%
100.300.400.000.313	\$103,850.00	\$8,570.15	\$50,812.65	\$53,037.35	\$51,420.93	\$1,616.42
PRINCIPAL						1.56%
100.300.400.000.363	\$496.92	\$41.01	\$243.13	\$253.79	\$0.00	\$253.79
WORKERS COMPENSATION						51.07%
100.300.400.000.364	\$34,304.04	\$2,866.29	\$17,159.64	\$17,144.40	\$0.00	\$17,144.40
INSURANCE - HEALTH/LIFE						49.98%
100.300.400.000.365	\$29,519.18	\$1,070.12	\$6,344.35	\$23,174.83	\$0.00	\$23,174.83
RETIREMENT CONTRIBUTION-TRS						78.51%
100.300.400.000.367	\$1,505.83	\$124.27	\$736.77	\$769.06	\$0.00	\$769.06
MEDICARE TAX						51.07%
100.300.400.000.421	\$2,400.00	\$0.00	\$2,178.20	\$221.80	\$0.00	\$221.80
STAFF TRANSPORTATION						9.24%
100.300.400.000.479	\$2,500.00	\$510.85	\$1,577.29	\$922.71	\$174.51	\$748.20
ES PRINCIPAL SUPPLIES AND MATERIALS						29.93%
100.300.400.000.491	\$650.00	\$0.00	\$625.00	\$25.00	\$0.00	\$25.00
DUES AND FEES						3.85%
100.300.450.000.324	\$40,896.00	\$3,944.50	\$18,221.89	\$22,674.11	\$20,580.00	\$2,094.11
SUPPORT STAFF						5.12%
100.300.450.000.329	\$1,000.00	\$0.00	\$454.75	\$545.25	\$0.00	\$545.25

## Petersburg School District

### Expenditure Budget Balance Report

 Summary Only

From Date: 12/1/2024

To Date: 12/31/2024

Fiscal Year: 2024-2025

Budget Balance

Account Number / Description	Budget	Range To Date	YTD	Balance	Encumbrance	% Remaining Bud
SUBSTITUTES/TEMPORARIES						54.53%
100.300.450.000.363	\$200.47	\$18.53	\$88.60	\$111.87	\$98.45	\$13.42
WORKERS COMPENSATION						6.69%
100.300.450.000.364	\$30,492.48	\$3,245.11	\$13,140.34	\$17,352.14	\$16,285.91	\$1,066.23
INSURANCE-HEALTH/LIFE						3.50%
100.300.450.000.366	\$10,943.77	\$867.79	\$4,008.81	\$6,934.96	\$4,570.42	\$2,364.54
RETIREMENT CONTRIBUTION-PERS						21.61%
100.300.450.000.367	\$607.49	\$45.43	\$223.18	\$384.31	\$229.08	\$155.23
MEDICARE TAX						25.55%
100.300.450.000.368	\$40.00	\$0.00	\$28.19	\$11.81	\$0.00	\$11.81
SOCIAL SECURITY TAX						29.53%
100.300.450.000.410	\$2,400.00	\$0.00	\$0.00	\$2,400.00	\$652.50	\$1,747.50
PROFESSIONAL & TECH SERVICES						72.81%
100.300.450.000.433	\$2,200.00	\$172.27	\$1,030.60	\$1,169.40	\$0.00	\$1,169.40
COMMUNICATIONS						53.15%
100.300.450.000.434	\$150.00	\$0.00	\$0.00	\$150.00	\$100.00	\$50.00
POSTAGE						33.33%
100.300.450.000.454	\$200.00	\$0.00	\$54.67	\$145.33	\$0.00	\$145.33
OFFICE SUPPLIES						72.67%
100.300.700.000.363	\$0.00	\$0.00	\$0.00	\$0.00	\$2.20	(\$2.20)
WORKERS COMPENSATION						0.00%
100.300.700.000.364	\$0.00	\$39.86	\$119.58	(\$119.58)	\$176.68	(\$296.26)
INSURANCE-HEALTH/LIFE						0.00%
100.300.700.000.365	\$0.00	\$0.00	\$0.00	\$0.00	\$58.16	(\$58.16)
RETIREMENT CONTRIBUTION-TRS						0.00%
100.300.700.000.367	\$0.00	\$0.00	\$0.00	\$0.00	\$6.10	(\$6.10)
MEDICARE TAX						0.00%
100.300.700.424.322	\$1,390.00	\$0.00	\$0.00	\$1,390.00	\$0.00	\$1,390.00
EXTRA DUTY - ES Yearbook						100.00%
100.300.700.424.363	\$6.65	\$0.00	\$0.00	\$6.65	\$0.00	\$6.65
WORKERS COMPENSATION						100.00%
100.300.700.424.366	\$371.96	\$0.00	\$0.00	\$371.96	\$0.00	\$371.96
RETIREMENT CONTRIBUTION PERS						100.00%
100.300.700.424.367	\$20.16	\$0.00	\$0.00	\$20.16	\$0.00	\$20.16
MEDICARE TAX						100.00%
100.300.700.825.316	\$834.00	\$104.25	\$312.75	\$521.25	\$521.25	\$0.00

Petersburg School District

Expenditure Budget Balance Report

Summary Only

From Date: 12/1/2024

To Date: 12/31/2024

Fiscal Year: 2024-2025

Budget Balance

Account Number / Description	Budget	Range To Date	YTD	Balance	Encumbrance	% Remaining Bud
EXTRA DUTY - ES Student Govt						0.00%
100.300.700.825.363	\$3.99	\$0.50	\$1.50	\$2.49	\$0.00	\$2.49
WORKERS COMPENSATION						62.41%
100.300.700.825.365	\$238.44	\$13.09	\$39.27	\$199.17	\$0.00	\$199.17
RETIREMENT CONTRIBUTION-TRS						83.53%
100.300.700.825.367	\$12.09	\$1.37	\$4.11	\$7.98	\$0.00	\$7.98
MEDICARE TAX						66.00%
100.500.100.000.315	\$13,000.00	\$0.00	\$0.00	\$13,000.00	\$0.00	\$13,000.00
CERTIFICATED TEACHER						100.00%
100.500.100.000.329	\$12,300.00	\$1,200.00	\$1,200.00	\$11,100.00	\$0.00	\$11,100.00
SUBSTITUTES/TEMPORARIES						90.24%
100.500.100.000.362	\$10,000.00	\$0.00	\$0.00	\$10,000.00	\$0.00	\$10,000.00
UNEMPLOYMENT INSURANCE						100.00%
100.500.100.000.363	\$0.00	\$29.32	\$29.32	(\$29.32)	\$0.00	(\$29.32)
WORKERS COMPENSATION						0.00%
100.500.100.000.365	\$19,486.79	\$0.00	\$0.00	\$19,486.79	\$0.00	\$19,486.79
RETIREMENT CONTRIBUTION-TRS						100.00%
100.500.100.000.367	\$0.00	\$52.98	\$52.98	(\$52.98)	\$0.00	(\$52.98)
MEDICARE TAX						0.00%
100.500.100.000.369	\$16,000.00	\$2,951.37	\$15,261.51	\$738.49	\$0.00	\$738.49
OTHER EMPLOYEE BENEFITS						4.62%
100.500.100.000.474	\$33,250.00	\$0.00	\$3,240.20	\$30,009.80	\$0.00	\$30,009.80
DISTRICT WIDE CURRICULUM						90.26%
100.500.200.000.315	\$53,333.00	\$4,233.34	\$25,400.04	\$27,932.96	\$25,400.02	\$2,532.94
CERTIFICATED TEACHER						4.75%
100.500.200.000.329	\$22,000.00	\$0.00	\$0.00	\$22,000.00	\$0.00	\$22,000.00
SUBSTITUTES/TEMPORARIES						100.00%
100.500.200.000.363	\$255.20	\$20.26	\$121.56	\$133.64	\$121.56	\$12.08
WORKERS COMPENSATION						4.73%
100.500.200.000.364	\$19,057.80	\$1,588.15	\$9,528.90	\$9,528.90	\$9,528.90	\$0.00
INSURANCE-HEALTH/LIFE						0.00%
100.500.200.000.365	\$23,289.01	\$528.58	\$3,160.49	\$20,128.52	\$3,171.48	\$16,957.04
RETIREMENT CONTRIBUTION-TRS						72.81%
100.500.200.000.367	\$773.33	\$61.38	\$368.28	\$405.05	\$368.28	\$36.77
MEDICARE TAX						4.75%
100.500.200.000.418	\$4,000.00	\$0.00	\$2,596.50	\$1,403.50	\$0.00	\$1,403.50

## Petersburg School District

### Expenditure Budget Balance Report

 Summary Only

From Date: 12/1/2024

To Date: 12/31/2024

Fiscal Year: 2024-2025

Budget Balance

Account Number / Description	Budget	Range To Date	YTD	Balance	Encumbrance	% Remaining Bud
OTHER PROFESSIONAL SERVICES						35.09%
100.500.200.000.421	\$2,000.00	\$0.00	\$326.24	\$1,673.76	\$0.00	\$1,673.76
STAFF TRANSPORTATION						83.69%
100.500.200.000.440	\$2,500.00	\$0.00	\$0.00	\$2,500.00	\$0.00	\$2,500.00
PURCHASED SERVICES						100.00%
100.500.200.000.451	\$1,500.00	\$0.00	\$837.78	\$662.22	\$279.98	\$382.24
DISTRICT WIDE SPED SUPPLIES						25.48%
100.500.200.000.491	\$250.00	\$0.00	\$250.00	\$0.00	\$0.00	\$0.00
DW SPED DUES AND FEES						0.00%
100.500.300.000.365	\$4,925.58	\$0.00	\$0.00	\$4,925.58	\$0.00	\$4,925.58
RETIREMENT CONTRIBUTION-TRS						100.00%
100.500.300.000.366	\$11,142.72	\$0.00	\$0.00	\$11,142.72	\$0.00	\$11,142.72
RETIREMENT CONTRIBUTION-PERS						100.00%
100.500.330.000.418	\$62,000.00	\$0.00	\$6,000.00	\$56,000.00	\$44,100.00	\$11,900.00
STUDENT HEALTH SRVCS						19.19%
100.500.330.000.450	\$5,750.00	\$0.00	\$2,872.45	\$2,877.55	\$47.14	\$2,830.41
STUDENT HEALTH SVCS SUPPLIES & MATERIALS						49.22%
100.500.350.000.316	\$6,600.00	\$253.34	\$1,013.36	\$5,586.64	\$5,886.64	(\$300.00)
CERTIFIED EXTRA DUTY PAY						-4.55%
100.500.350.000.318	\$103,100.00	\$8,466.67	\$50,800.02	\$52,299.98	\$50,799.98	\$1,500.00
CERTIFICATED SPECIALISTS						1.45%
100.500.350.000.324	\$48,338.40	\$3,245.56	\$18,831.27	\$29,507.13	\$21,462.96	\$8,044.17
SUPPORT STAFF						16.64%
100.500.350.000.329	\$1,800.00	\$297.50	\$2,443.75	(\$643.75)	\$1,819.00	(\$2,462.75)
SUBSTITUTES/TEMPORARIES						-136.82%
100.500.350.000.363	\$764.83	\$58.67	\$349.63	\$415.20	\$382.64	\$32.56
WORKERS COMPENSATION						4.26%
100.500.350.000.364	\$48,092.88	\$4,007.74	\$23,215.00	\$24,877.88	\$24,046.44	\$831.44
INSURANCE-HEALTH/LIFE						1.73%
100.500.350.000.365	\$31,191.69	\$1,088.96	\$6,470.05	\$24,721.64	\$7,080.35	\$17,641.29
RETIREMENT CONTRIBUTION-TRS						56.56%
100.500.350.000.366	\$12,774.80	\$714.02	\$1,503.85	\$11,270.95	\$0.00	\$11,270.95
RETIREMENT CONTRIBUTION-PERS						88.23%
100.500.350.000.367	\$2,317.66	\$174.46	\$1,043.34	\$1,274.32	\$1,136.75	\$137.57
MEDICARE TAX						5.94%
100.500.350.000.368	\$40.00	\$18.45	\$843.69	(\$803.69)	\$1,366.15	(\$2,169.84)

Petersburg School District

Expenditure Budget Balance Report

Summary Only

From Date: 12/1/2024

To Date: 12/31/2024

Fiscal Year: 2024-2025

Budget Balance

Account Number / Description	Budget	Range To Date	YTD	Balance	Encumbrance	% Remaining Bud
SOCIAL SECURITY TAX						-5424.60%
100.500.350.000.410	\$3,434.00	\$1,059.00	\$3,434.00	\$0.00	\$0.00	\$0.00
DW PROFESSIONAL SERVICES						0.00%
100.500.350.000.417	\$41,230.00	\$10,307.50	\$30,922.50	\$10,307.50	\$10,307.50	\$0.00
TECHNOLOGY SUPPORT						0.00%
100.500.350.000.421	\$2,000.00	\$0.00	\$0.00	\$2,000.00	\$1,795.50	\$204.50
STAFF TRANSPORTATION						10.23%
100.500.350.000.433	\$120,000.00	\$9,568.07	\$48,415.85	\$71,584.15	\$64,253.00	\$7,331.15
COMMUNICATIONS						6.11%
100.500.350.000.440	\$85,092.60	\$2,724.24	\$33,827.89	\$51,264.71	\$17,378.27	\$33,886.44
PURCHASED SERVICES						39.82%
100.500.350.000.446	\$9,000.00	\$0.00	\$7,925.20	\$1,074.80	\$0.00	\$1,074.80
PROPERTY INSURANCE						11.94%
100.500.350.000.450	\$24,620.00	\$264.79	\$16,440.16	\$8,179.84	\$1,890.83	\$6,289.01
SUPPLIES, MATERIALS & MEDIA						25.54%
100.500.350.000.475	\$70,000.00	\$4,485.41	\$40,354.57	\$29,645.43	\$623.65	\$29,021.78
TECHNOLOGY SUPPLIES						41.46%
100.500.400.000.363	\$0.00	\$0.00	\$0.00	\$0.00	\$524.34	(\$524.34)
WORKERS COMPENSATION						0.00%
100.500.400.000.364	\$0.00	\$0.00	\$0.00	\$0.00	\$32,969.99	(\$32,969.99)
INSURANCE-HEALTH/LIFE						0.00%
100.500.400.000.365	\$0.00	\$0.00	\$0.00	\$0.00	\$13,688.47	(\$13,688.47)
RETIREMENT CONTRIBUTION-TRS						0.00%
100.500.400.000.367	\$0.00	\$0.00	\$0.00	\$0.00	\$1,542.00	(\$1,542.00)
MEDICARE TAX						0.00%
100.500.600.000.321	\$85,100.00	\$7,016.67	\$42,100.02	\$42,999.98	\$42,099.98	\$900.00
NON-CERT DIRECTOR/COORD/MANAGR						1.06%
100.500.600.000.324	\$49,940.00	\$9,157.38	\$30,564.13	\$19,375.87	\$23,736.00	(\$4,360.13)
SUPPORT STAFF						-8.73%
100.500.600.000.325	\$181,791.84	\$10,509.73	\$58,990.86	\$122,800.98	\$78,583.37	\$44,217.61
MAINTENANCE/CUSTODIAL						24.32%
100.500.600.000.329	\$9,000.00	\$905.75	\$14,886.74	(\$5,886.74)	\$0.00	(\$5,886.74)
SUBSTITUTES/TEMPORARIES						-65.41%
100.500.600.000.363	\$7,985.16	\$567.41	\$3,312.75	\$4,672.41	\$2,835.80	\$1,836.61
WORKERS COMPENSATION						23.00%
100.500.600.000.364	\$58,436.93	\$4,692.38	\$27,142.78	\$31,294.15	\$23,746.83	\$7,547.32

## Petersburg School District

### Expenditure Budget Balance Report

 Summary Only

From Date: 12/1/2024

To Date: 12/31/2024

Fiscal Year: 2024-2025

Budget Balance

Account Number / Description	Budget	Range To Date	YTD	Balance	Encumbrance	% Remaining Bud
INSURANCE-HEALTH/LIFE						12.92%
100.500.600.000.366	\$84,784.20	\$4,612.36	\$28,675.92	\$56,108.28	\$26,465.11	\$29,643.17
RETIREMENT CONTRIBUTION-PERS						34.96%
100.500.600.000.367	\$4,724.56	\$380.02	\$2,024.37	\$2,700.19	\$1,651.55	\$1,048.64
MEDICARE TAX						22.20%
100.500.600.000.368	\$400.00	\$20.82	\$167.56	\$232.44	\$0.00	\$232.44
SOCIAL SECURITY TAX						58.11%
100.500.600.000.418	\$20,000.00	\$725.17	\$11,665.64	\$8,334.36	\$1,330.71	\$7,003.65
OTHER PROFESSIONAL SERVICES						35.02%
100.500.600.000.421	\$2,000.00	\$888.00	\$2,120.46	(\$120.46)	\$0.00	(\$120.46)
STAFF TRANSPORTATION						-6.02%
100.500.600.000.431	\$30,900.00	\$2,985.79	\$15,045.39	\$15,854.61	\$0.00	\$15,854.61
WATER AND SEWER						51.31%
100.500.600.000.432	\$41,200.00	\$4,118.66	\$18,991.10	\$22,208.90	\$0.00	\$22,208.90
GARBAGE						53.91%
100.500.600.000.433	\$1,000.00	\$57.79	\$345.58	\$654.42	\$0.00	\$654.42
COMMUNICATIONS						65.44%
100.500.600.000.436	\$239,600.00	\$27,788.33	\$116,627.73	\$122,972.27	\$0.00	\$122,972.27
ENERGY - ELECTRICITY						51.32%
100.500.600.000.438	\$420,000.00	\$27,782.85	\$109,017.33	\$310,982.67	\$0.00	\$310,982.67
ENERGY - HEATING OIL						74.04%
100.500.600.000.440	\$30,000.00	\$1,119.00	\$26,888.57	\$3,111.43	\$279.00	\$2,832.43
PURCHASED SERVICES						9.44%
100.500.600.000.441	\$5,000.00	\$0.00	\$4,860.00	\$140.00	\$0.00	\$140.00
RENTAL/LEASE						2.80%
100.500.600.000.446	\$149,716.97	\$0.00	\$150,744.26	(\$1,027.29)	\$0.00	(\$1,027.29)
PROPERTY INSURANCE						-0.69%
100.500.600.000.452	\$52,000.00	\$1,733.21	\$25,245.58	\$26,754.42	\$11,017.01	\$15,737.41
MAINTENANCE/CONSTR SUPPLIES						30.26%
100.500.600.000.453	\$27,000.00	\$2,794.94	\$10,429.28	\$16,570.72	\$6,351.45	\$10,219.27
JANITORIAL SUPPLIES						37.85%
100.500.600.000.457	\$10,500.00	\$0.00	\$4,246.71	\$6,253.29	\$0.00	\$6,253.29
SMALL TOOLS AND EQUIPMENT						59.56%
100.500.600.000.458	\$7,210.00	\$696.58	\$3,143.61	\$4,066.39	\$0.00	\$4,066.39
VEHICLE GAS AND OIL						56.40%
100.500.600.000.479	\$2,000.00	\$954.85	\$2,143.29	(\$143.29)	\$67.15	(\$210.44)

## Petersburg School District

### Expenditure Budget Balance Report

 Summary Only

From Date: 12/1/2024

To Date: 12/31/2024

Fiscal Year: 2024-2025

Budget Balance

Account Number / Description	Budget	Range To Date	YTD	Balance	Encumbrance	% Remaining Bud
MAINTENANCE OTHER SUPPLIES AND MATERIALS						-10.52%
100.500.600.000.491	\$4,000.00	\$10.00	\$1,279.00	\$2,721.00	\$0.00	\$2,721.00
DUES AND FEES						68.03%
100.500.600.000.510	\$6,000.00	\$0.00	\$0.00	\$6,000.00	\$0.00	\$6,000.00
EQUIPMENT						100.00%
100.500.700.000.314	\$55,275.00	\$4,631.25	\$27,787.50	\$27,487.50	\$27,787.50	(\$300.00)
CERT DIRECTOR/COORD/MANAGER						-0.54%
100.500.700.000.316	\$2,500.00	\$0.00	\$0.00	\$2,500.00	\$0.00	\$2,500.00
EXTRA DUTY - Activity Assistant						100.00%
100.500.700.000.322	\$0.00	\$277.78	\$1,111.12	(\$1,111.12)	\$1,388.88	(\$2,500.00)
NON-CERT SPECIALIST/EXTRA DUTY						0.00%
100.500.700.000.363	\$276.46	\$23.49	\$138.28	\$138.18	\$139.61	(\$1.43)
WORKERS COMPENSATION						-0.52%
100.500.700.000.364	\$17,819.04	\$1,484.92	\$8,195.61	\$9,623.43	\$8,909.49	\$713.94
INSURANCE-HEALTH/LIFE						4.01%
100.500.700.000.365	\$16,517.87	\$578.55	\$3,471.27	\$13,046.60	\$3,471.30	\$9,575.30
RETIREMENT CONTRIBUTION-TRS						57.97%
100.500.700.000.366	\$0.00	\$61.12	\$244.48	(\$244.48)	\$305.59	(\$550.07)
RETIREMENT CONTRIBUTION-PERS						0.00%
100.500.700.000.367	\$837.74	\$67.38	\$398.08	\$439.66	\$401.54	\$38.12
MEDICARE TAX						4.55%
100.500.900.000.553	\$30,000.00	\$0.00	\$0.00	\$30,000.00	\$0.00	\$30,000.00
TRANS TO FOOD SERVICE						100.00%
100.500.900.000.554	\$300,000.00	\$0.00	\$0.00	\$300,000.00	\$0.00	\$300,000.00
TRANS TO CAPITAL PROJECT FD						100.00%
100.500.900.501.554	\$25,000.00	\$0.00	\$0.00	\$25,000.00	\$0.00	\$25,000.00
TRANS TO CAPITAL PROJECT FD						100.00%
100.600.510.000.311	\$151,620.00	\$12,635.00	\$75,810.00	\$75,810.00	\$75,810.00	\$0.00
SUPERINTENDENT						0.00%
100.600.510.000.324	\$90,500.00	\$6,666.67	\$40,000.02	\$50,499.98	\$39,999.98	\$10,500.00
SUPPORT STAFF						11.60%
100.600.510.000.329	\$600.00	\$0.00	\$2,885.00	(\$2,285.00)	\$0.00	(\$2,285.00)
SUBSTITUTES/TEMPORARIES						-380.83%
100.600.510.000.363	\$1,161.42	\$94.82	\$581.93	\$579.49	\$568.92	\$10.57
WORKERS COMPENSATION						0.91%
100.600.510.000.364	\$42,315.60	\$3,689.94	\$21,976.00	\$20,339.60	\$22,139.60	(\$1,800.00)

Petersburg School District

Expenditure Budget Balance Report

Summary Only

From Date: 12/1/2024

To Date: 12/31/2024

Fiscal Year: 2024-2025

Budget Balance

Account Number / Description	Budget	Range To Date	YTD	Balance	Encumbrance	% Remaining Bud
INSURANCE-HEALTH/LIFE						-4.25%
100.600.510.000.365	\$42,885.00	\$1,570.00	\$9,420.00	\$33,465.00	\$9,420.00	\$24,045.00
RETIREMENT CONTRIBUTION-TRS						56.07%
100.600.510.000.366	\$24,217.80	\$1,466.67	\$8,800.03	\$15,417.77	\$8,800.01	\$6,617.76
RETIREMENT CONTRIBUTION-PERS						27.33%
100.600.510.000.367	\$3,519.44	\$287.32	\$1,763.38	\$1,756.06	\$1,723.92	\$32.14
MEDICARE TAX						0.91%
100.600.510.000.368	\$0.00	\$0.00	\$178.87	(\$178.87)	\$0.00	(\$178.87)
SOCIAL SECURITY TAX						0.00%
100.600.510.000.414	\$16,000.00	\$197.50	\$2,449.00	\$13,551.00	\$0.00	\$13,551.00
LEGAL SERVICES						84.69%
100.600.510.000.418	\$5,029.00	\$889.00	\$5,201.90	(\$172.90)	(\$179.00)	\$6.10
OTHER PROFESSIONAL SERVICES						0.12%
100.600.510.000.421	\$12,600.00	\$750.10	\$5,666.23	\$6,933.77	\$507.00	\$6,426.77
STAFF TRANSPORTATION						51.01%
100.600.510.000.433	\$1,500.00	\$119.99	\$718.08	\$781.92	\$0.00	\$781.92
COMMUNICATIONS						52.13%
100.600.510.000.434	\$3,900.00	\$0.00	\$3,661.28	\$238.72	\$141.27	\$97.45
POSTAGE						2.50%
100.600.510.000.454	\$500.00	\$0.00	\$202.48	\$297.52	\$0.00	\$297.52
OFFICE SUPPLIES						59.50%
100.600.510.000.476	\$4,900.00	\$0.00	\$3,940.00	\$960.00	\$0.00	\$960.00
COPIER SUPPLIES						19.59%
100.600.510.000.479	\$2,000.00	\$471.12	\$1,779.98	\$220.02	\$0.00	\$220.02
SUPERINTENDENT OTHER SUPPLIES AND MATERIALS						11.00%
100.600.510.000.491	\$25,300.00	\$1,727.86	\$9,631.83	\$15,668.17	\$0.00	\$15,668.17
DUES AND FEES						61.93%
100.600.511.000.418	\$15,000.00	\$580.00	\$580.00	\$14,420.00	\$0.00	\$14,420.00
BOARD - OTHER PROFESSIONAL SERVICES						96.13%
100.600.511.000.421	\$6,500.00	\$0.00	\$1,144.50	\$5,355.50	\$0.00	\$5,355.50
BOARD- STAFF TRANSPORTATION						82.39%
100.600.511.000.454	\$2,000.00	\$0.00	\$762.00	\$1,238.00	\$0.00	\$1,238.00
COMMUNICATION MAILER/FLYER SUPPLIES						61.90%
100.600.511.000.479	\$4,800.00	\$2,152.70	\$3,040.17	\$1,759.83	(\$4.87)	\$1,764.70
BOE OTHER SUPPLIES AND MATERIALS						36.76%
100.600.511.000.490	\$300.00	\$0.00	\$0.00	\$300.00	\$0.00	\$300.00

## Petersburg School District

### Expenditure Budget Balance Report

 Summary Only

From Date: 12/1/2024

To Date: 12/31/2024

Fiscal Year: 2024-2025

Budget Balance

Account Number / Description	Budget	Range To Date	YTD	Balance	Encumbrance	% Remaining Bud
BOARD- OTHER EXPENSES						100.00%
100.600.550.000.321	\$87,500.00	\$7,166.67	\$43,000.02	\$44,499.98	\$42,999.98	\$1,500.00
NON-CERT DIRECTOR/COORD/MANAGR						1.71%
100.600.550.000.324	\$30,849.45	\$2,057.84	\$13,698.84	\$17,150.61	\$14,506.05	\$2,644.56
SUPPORT STAFF						8.57%
100.600.550.000.363	\$566.30	\$44.14	\$271.20	\$295.10	\$275.16	\$19.94
WORKERS COMPENSATION						3.52%
100.600.550.000.364	\$26,176.80	\$2,181.40	\$13,088.40	\$13,088.40	\$13,088.40	\$0.00
INSURANCE-HEALTH/LIFE						0.00%
100.600.550.000.366	\$31,670.31	\$2,029.39	\$12,473.76	\$19,196.55	\$12,651.35	\$6,545.20
RETIREMENT CONTRIBUTION-PERS						20.67%
100.600.550.000.367	\$1,716.07	\$133.76	\$822.16	\$893.91	\$833.85	\$60.06
MEDICARE TAX						3.50%
100.600.550.000.412	\$82,000.00	\$0.00	\$72,486.35	\$9,513.65	\$0.00	\$9,513.65
AUDITING & ACCOUNTING SERVICES						11.60%
100.600.550.000.418	\$40,500.00	\$0.00	\$19,098.15	\$21,401.85	\$0.00	\$21,401.85
OTHER PROFESSIONAL SERVICES						52.84%
100.600.550.000.421	\$7,000.00	\$1,158.62	\$3,204.37	\$3,795.63	\$0.00	\$3,795.63
STAFF TRANSPORTATION						54.22%
100.600.550.000.447	\$76,997.14	\$0.00	\$77,796.11	(\$798.97)	\$0.00	(\$798.97)
LIABILITY INSURANCE						-1.04%
100.600.550.000.454	\$700.00	\$104.09	\$419.19	\$280.81	\$0.00	\$280.81
OFFICE SUPPLIES						40.12%
100.600.550.000.479	\$250.00	\$0.00	\$0.00	\$250.00	\$0.00	\$250.00
OTHER SUPPLIES AND MATERIALS						100.00%
100.600.550.000.491	\$8,000.00	\$456.05	\$2,867.47	\$5,132.53	\$0.00	\$5,132.53
DUES AND FEES						64.16%
100.600.550.000.495	(\$29,530.00)	\$0.00	(\$4,575.49)	(\$24,954.51)	\$0.00	(\$24,954.51)
INDIRECT COST RECOVERY						84.51%
Fund 100 Total:	\$10,951,083.74	\$758,996.59	\$4,267,045.42	\$6,684,038.32	\$3,894,995.46	\$2,789,042.86
Grand Total:	\$10,951,083.74	\$758,996.59	\$4,267,045.42	\$6,684,038.32	\$3,894,995.46	\$2,789,042.86

End of Report

Petersburg School District

Reprint Check Listing

Fiscal Year: 2024-2025

Criteria:

Bank Account: OPERATING ACCOUNT XX3970

From Date: 12/01/2024

To Date: 12/31/2024

From Check:

To Check:

From Voucher:

To Voucher:

Check Number	Date	Payee	Amount	Voucher	Status	Type	Cleared?	Clear Date	Void Date
47245	12/31/2024	BROWNING, ZANE COLTON	\$274.74	6	Printed	Payroll	<input checked="" type="checkbox"/>	12/31/2024	
47246	12/31/2024	TRAUTMAN, VICTOR	\$492.75	6	Printed	Payroll	<input type="checkbox"/>		
47247	12/31/2024	ELIAS SOSA, JONATHAN CANEK	\$192.32	6	Printed	Payroll	<input type="checkbox"/>		
47248	12/31/2024	WEGENER, CAROL L	\$1,201.32	6	Printed	Payroll	<input checked="" type="checkbox"/>	12/31/2024	
73710	12/03/2024	AHSTF	\$3,000.00	1122	Printed	Expense	<input type="checkbox"/>		
73711	12/03/2024	AMPLIFY EDUCATION, INC.	\$408.24	1122	Printed	Expense	<input checked="" type="checkbox"/>	12/31/2024	
73712	12/03/2024	BRENDA LOUISE	\$25.50	1122	Printed	Expense	<input checked="" type="checkbox"/>	12/31/2024	
73713	12/03/2024	BYU CONTINUING EDUCATION	\$200.00	1122	Printed	Expense	<input checked="" type="checkbox"/>	12/31/2024	
73714	12/03/2024	COLLETTE BELL	\$42.00	1122	Printed	Expense	<input checked="" type="checkbox"/>	12/31/2024	
73715	12/03/2024	COMPASS THEATER, INC	\$142.21	1122	Printed	Expense	<input checked="" type="checkbox"/>	12/31/2024	
73716	12/03/2024	COURTNEY MORRISON-00593	\$1.50	1122	Printed	Expense	<input checked="" type="checkbox"/>	12/31/2024	
73717	12/03/2024	HAILEY TATE	\$36.00	1122	Printed	Expense	<input type="checkbox"/>		
73718	12/03/2024	JENNY PAYNE	\$42.00	1122	Printed	Expense	<input checked="" type="checkbox"/>	12/31/2024	
73719	12/03/2024	JESSICA DORIL	\$51.00	1122	Printed	Expense	<input type="checkbox"/>		
73720	12/03/2024	JESSICA JOSEY	\$48.00	1122	Printed	Expense	<input checked="" type="checkbox"/>	12/31/2024	
73721	12/03/2024	KAILI SWANSON	\$175.00	1122	Printed	Expense	<input checked="" type="checkbox"/>	12/31/2024	
73722	12/03/2024	KELSIE CAPLES	\$48.00	1122	Printed	Expense	<input checked="" type="checkbox"/>	12/31/2024	
73723	12/03/2024	LEAH VICK	\$21.00	1122	Printed	Expense	<input checked="" type="checkbox"/>	12/31/2024	
73724	12/03/2024	MAGGIE ROBINSON	\$55.50	1122	Printed	Expense	<input checked="" type="checkbox"/>	12/31/2024	
73725	12/03/2024	MARY LYONS	\$24.00	1122	Printed	Expense	<input type="checkbox"/>		
73726	12/03/2024	MAVIS WORTHINGTON-01553	\$51.00	1122	Printed	Expense	<input checked="" type="checkbox"/>	12/31/2024	
73727	12/03/2024	PRICILA CHIM	\$51.00	1122	Printed	Expense	<input checked="" type="checkbox"/>	12/31/2024	
73728	12/03/2024	RACHEL HUDSON	\$45.00	1122	Printed	Expense	<input checked="" type="checkbox"/>	12/31/2024	
73729	12/03/2024	RING CENTRAL INC	\$2,724.24	1122	Printed	Expense	<input checked="" type="checkbox"/>	12/31/2024	

Petersburg School District

Reprint Check Listing

Fiscal Year: 2024-2025

Criteria:

Bank Account: OPERATING ACCOUNT XX3970

From Date: 12/01/2024

To Date: 12/31/2024

From Check:

To Check:

From Voucher:

To Voucher:

Check Number	Date	Payee	Amount	Voucher	Status	Type	Cleared?	Clear Date	Void Date
73730	12/03/2024	SERRC, INC.-02214	\$10,307.50	1122	Printed	Expense	<input checked="" type="checkbox"/>	12/31/2024	
73731	12/03/2024	STIKINE SERVICES, INC	\$3,000.00	1122	Printed	Expense	<input checked="" type="checkbox"/>	12/31/2024	
73732	12/03/2024	US FOODS, INC.	\$5,811.29	1122	Printed	Expense	<input checked="" type="checkbox"/>	12/31/2024	
73733	12/03/2024	VICTORIA MOORE-02593	\$16.50	1122	Printed	Expense	<input checked="" type="checkbox"/>	12/31/2024	
73734	12/04/2024	JAIME CABRAL-01202	\$378.00	1124	Printed	Expense	<input type="checkbox"/>		
73735	12/04/2024	SHANNON BAIRD	\$378.00	1124	Printed	Expense	<input checked="" type="checkbox"/>	12/31/2024	
73736	12/06/2024	BEAU WARD	\$138.00	1126	Printed	Expense	<input checked="" type="checkbox"/>	12/31/2024	
73737	12/06/2024	DUSTIN CRUMP	\$138.00	1126	Printed	Expense	<input type="checkbox"/>		
73738	12/06/2024	GCI COMMUNICATION CORP-00953	\$1,915.80	1126	Printed	Expense	<input checked="" type="checkbox"/>	12/31/2024	
73739	12/06/2024	HAMMER & WIKAN-01038	\$398.04	1126	Printed	Expense	<input checked="" type="checkbox"/>	12/31/2024	
73740	12/06/2024	JAMES VALENTINE	\$258.00	1126	Printed	Expense	<input type="checkbox"/>		
73741	12/06/2024	MARRIOTT ANCHORGE DOWNTOWN-01519	\$636.00	1126	Printed	Expense	<input checked="" type="checkbox"/>	12/31/2024	
73742	12/06/2024	PETERSBURG INDIAN ASSOCIATION-01889	\$450.00	1126	Printed	Expense	<input checked="" type="checkbox"/>	12/31/2024	
73743	12/06/2024	PETERSBURG LUTHERAN CHURCH	\$450.00	1126	Printed	Expense	<input checked="" type="checkbox"/>	12/31/2024	
73744	12/06/2024	PETERSBURG MEDICAL CENTER-01892	\$4,518.75	1126	Printed	Expense	<input checked="" type="checkbox"/>	12/31/2024	
73745	12/06/2024	PISTON & RUDDER SERVICES, INC	\$172.00	1126	Printed	Expense	<input checked="" type="checkbox"/>	12/31/2024	
73746	12/06/2024	RACHEL ETCHER-00843	\$69.34	1126	Printed	Expense	<input checked="" type="checkbox"/>	12/31/2024	
73747	12/06/2024	ST BRENDAN'S EPISCOPAL CHURCH	\$240.00	1126	Printed	Expense	<input checked="" type="checkbox"/>	12/31/2024	
73748	12/13/2024	AASB	\$1,290.00	1129	Printed	Expense	<input checked="" type="checkbox"/>	12/31/2024	
73749	12/13/2024	ALASKA MARINE LINES-00120	\$135.92	1129	Printed	Expense	<input checked="" type="checkbox"/>	12/31/2024	
73750	12/13/2024	AT&T MOBILITY-00004	\$806.65	1129	Printed	Expense	<input checked="" type="checkbox"/>	12/31/2024	
73751	12/13/2024	CF SERVICES	\$4,686.43	1129	Printed	Expense	<input checked="" type="checkbox"/>	12/31/2024	

Petersburg School District

Reprint Check Listing

Fiscal Year: 2024-2025

Criteria:

Bank Account: OPERATING ACCOUNT XX3970

From Date: 12/01/2024

To Date: 12/31/2024

From Check:

To Check:

From Voucher:

To Voucher:

Check Number	Date	Payee	Amount	Voucher	Status	Type	Cleared?	Clear Date	Void Date
73752	12/13/2024	CYBERSOFT TECHNOLOGIES, INC	\$526.65	1129	Printed	Expense	<input type="checkbox"/>		
73753	12/13/2024	DOUGLAS JOHN WESSEN	\$6,900.45	1129	Printed	Expense	<input type="checkbox"/>		
73754	12/13/2024	HEATHER CONN-01075	\$32.84	1129	Printed	Expense	<input checked="" type="checkbox"/>	12/31/2024	
73755	12/13/2024	MATTINGLY ELECTRIC, LLC-01551	\$150.00	1129	Printed	Expense	<input checked="" type="checkbox"/>	12/31/2024	
73756	12/13/2024	PETERSBURG IGA	\$83.06	1129	Printed	Expense	<input checked="" type="checkbox"/>	12/31/2024	
73757	12/13/2024	SEDOR, WENDLANDT, EVENS,-02211	\$197.50	1129	Printed	Expense	<input checked="" type="checkbox"/>	12/31/2024	
73758	12/13/2024	ST BRENDAN'S EPISCOPAL CHURCH	\$120.00	1129	Printed	Expense	<input checked="" type="checkbox"/>	12/31/2024	
73759	12/13/2024	STAPLES CONTRACT & COMMERCIAL LLC	\$3,075.67	1129	Printed	Expense	<input checked="" type="checkbox"/>	12/31/2024	
73760	12/13/2024	STEVIE SCHMIDT-02323	\$105.00	1129	Printed	Expense	<input checked="" type="checkbox"/>	12/31/2024	
73761	12/13/2024	UNUM LIFE INSURANCE COMPANY OF-02556	\$439.50	1129	Printed	Expense	<input checked="" type="checkbox"/>	12/31/2024	
73762	12/13/2024	US FOODS, INC.	\$1,478.78	1129	Printed	Expense	<input checked="" type="checkbox"/>	12/31/2024	
73763	12/13/2024	VENDNOVATION, LLC	\$300.00	1129	Printed	Expense	<input checked="" type="checkbox"/>	12/31/2024	
73764	12/13/2024	VIKING SWIM CLUB-02597	\$2,000.00	1129	Printed	Expense	<input type="checkbox"/>		
73765	12/17/2024	CAITLYN WILLIS	\$1,000.00	1131	Printed	Expense	<input checked="" type="checkbox"/>	12/31/2024	
73766	12/17/2024	DAVE OWENS-01802	\$150.00	1131	Printed	Expense	<input checked="" type="checkbox"/>	12/31/2024	
73767	12/17/2024	HAMMER & WIKAN-01038	\$18.64	1131	Printed	Expense	<input checked="" type="checkbox"/>	12/31/2024	
73768	12/17/2024	JAMES VALENTINE	\$258.00	1131	Printed	Expense	<input type="checkbox"/>		
73769	12/17/2024	US FOODS, INC.	\$1,921.92	1131	Printed	Expense	<input checked="" type="checkbox"/>	12/31/2024	
73770	12/19/2024	EL ZARAPE LLC	\$580.00	1132	Printed	Expense	<input checked="" type="checkbox"/>	12/31/2024	
73771	12/20/2024	ALASKA MARINE LINES-00120	\$377.38	1135	Printed	Expense	<input checked="" type="checkbox"/>	12/31/2024	
73772	12/20/2024	BLAINE VOLK	\$150.00	1135	Printed	Expense	<input type="checkbox"/>		

Petersburg School District

Reprint Check Listing

Fiscal Year: 2024-2025

Criteria:

Bank Account: OPERATING ACCOUNT XX3970

From Date: 12/01/2024

To Date: 12/31/2024

From Check:

To Check:

From Voucher:

To Voucher:

Check Number	Date	Payee	Amount	Voucher	Status	Type	Cleared?	Clear Date	Void Date
73773	12/20/2024	FRONTLINE TECHNOLOGIES GROUP LLC	\$2,083.83	1135	Printed	Expense	<input checked="" type="checkbox"/>	12/31/2024	
73774	12/20/2024	HARBOR FOODSERVICE	\$5,438.51	1135	Printed	Expense	<input checked="" type="checkbox"/>	12/31/2024	
73775	12/20/2024	MATT PAWUK-01548	\$150.00	1135	Printed	Expense	<input type="checkbox"/>		
73776	12/20/2024	PENNIE CAPLES-01868	\$175.00	1135	Printed	Expense	<input checked="" type="checkbox"/>	12/31/2024	
73777	12/20/2024	PETERS APPAREL AND DESIGN	\$1,476.00	1135	Printed	Expense	<input checked="" type="checkbox"/>	12/31/2024	
73778	12/20/2024	PUBLIC EDUCATION HEALTH TRUST-01982	\$139,250.60	1135	Printed	Expense	<input type="checkbox"/>		
73779	12/20/2024	RICK BROCK-02059	\$150.00	1135	Printed	Expense	<input type="checkbox"/>		
73780	12/20/2024	STEVIE SCHMIDT-02323	\$150.00	1135	Printed	Expense	<input type="checkbox"/>		
73781	12/20/2024	STIKINE SERVICES, INC	\$18,570.00	1135	Printed	Expense	<input checked="" type="checkbox"/>	12/31/2024	
73782	12/31/2024	APEA-00222	\$1,119.90	1138	Printed	Payroll Ded	<input type="checkbox"/>		
73783	12/31/2024	ATP-00262	\$3,277.04	1138	Printed	Payroll Ded	<input type="checkbox"/>		
73784	12/31/2024	GREAT-WEST LIFE & ANNUITY	\$10,416.67	1138	Printed	Payroll Ded	<input type="checkbox"/>		
73785	12/31/2024	MINNESOTA CHILD SUPPORT PAYMENT CENTER	\$520.00	1138	Printed	Payroll Ded	<input type="checkbox"/>		
73786	12/27/2024	13 MARINE	\$1,060.00	1146	Printed	Expense	<input type="checkbox"/>		
73787	12/27/2024	AFLAC-00068	\$902.47	1146	Printed	Expense	<input type="checkbox"/>		
73788	12/27/2024	ALASKA MARINE LINES-00120	\$76.65	1146	Printed	Expense	<input type="checkbox"/>		
73789	12/27/2024	BEAU WARD	\$81.11	1146	Printed	Expense	<input type="checkbox"/>		
73790	12/27/2024	CHRISTINE YATCHMENOFF	\$93.00	1146	Printed	Expense	<input type="checkbox"/>		
73791	12/27/2024	COURTNEY MORRISON-00593	\$1.50	1146	Printed	Expense	<input type="checkbox"/>		
73792	12/27/2024	FIRE CATERING	\$993.60	1146	Printed	Expense	<input type="checkbox"/>		
73793	12/27/2024	HOTEL CAPTAIN COOK-01119	\$720.00	1146	Printed	Expense	<input type="checkbox"/>		
73794	12/27/2024	LEAH VICK	\$36.00	1146	Printed	Expense	<input type="checkbox"/>		

Petersburg School District

Reprint Check Listing

Fiscal Year: 2024-2025

Criteria:

Bank Account: OPERATING ACCOUNT XX3970

From Date: 12/01/2024

To Date: 12/31/2024

From Check:

To Check:

From Voucher:

To Voucher:

Check Number	Date	Payee	Amount	Voucher	Status	Type	Cleared?	Clear Date	Void Date
73795	12/27/2024	LJ ANSWERING & ALARM-01447	\$279.00	1146	Printed	Expense	<input type="checkbox"/>		
73796	12/27/2024	MAVIS WORTHINGTON-01553	\$45.00	1146	Printed	Expense	<input type="checkbox"/>		
73797	12/27/2024	MELISSA MOORE-01576	\$45.00	1146	Printed	Expense	<input type="checkbox"/>		
73798	12/27/2024	THE LAKEFRONT ANCHORAGE	\$888.00	1146	Printed	Expense	<input type="checkbox"/>		
73799	12/27/2024	TK ELEVATOR CORPORATION	\$725.17	1146	Printed	Expense	<input type="checkbox"/>		
73800	12/27/2024	VICTORIA MOORE-02593	\$9.00	1146	Printed	Expense	<input type="checkbox"/>		

Total Amount: \$254,144.98

End of Report

Petersburg School District

Non-Check Batch Listing

Fiscal Year: 2024-2025

Criteria:

Bank Account: OPERATING ACCOUNT XX3970

From Date: 12/01/2024

To Date: 12/31/2024

From Voucher:

To Voucher:

Account: XX3970

12/03/2024	BUSINESS CARD-00283	\$863.70	1128	Posted to G/L AP	<input type="checkbox"/>
12/03/2024	BUSINESS CARD-00283	\$1,018.70	1128	Posted to G/L AP	<input type="checkbox"/>
12/03/2024	BUSINESS CARD-00283	\$509.20	1128	Posted to G/L AP	<input type="checkbox"/>
12/03/2024	BUSINESS CARD-00283	\$509.35	1128	Posted to G/L AP	<input type="checkbox"/>
12/03/2024	BUSINESS CARD-00283	\$499.50	1128	Posted to G/L AP	<input type="checkbox"/>
12/03/2024	BUSINESS CARD-00283	\$1,528.05	1128	Posted to G/L AP	<input type="checkbox"/>
12/03/2024	BUSINESS CARD-00283	\$509.20	1128	Posted to G/L AP	<input type="checkbox"/>
12/03/2024	BUSINESS CARD-00283	\$499.50	1128	Posted to G/L AP	<input type="checkbox"/>
12/03/2024	BUSINESS CARD-00283	\$250.60	1128	Posted to G/L AP	<input type="checkbox"/>
12/03/2024	BUSINESS CARD-00283	\$944.01	1128	Posted to G/L AP	<input type="checkbox"/>
12/03/2024	BUSINESS CARD-00283	\$11.20	1128	Posted to G/L AP	<input type="checkbox"/>
12/03/2024	BUSINESS CARD-00283	\$11.20	1128	Posted to G/L AP	<input type="checkbox"/>
12/03/2024	BUSINESS CARD-00283	\$11.20	1128	Posted to G/L AP	<input type="checkbox"/>
12/03/2024	BUSINESS CARD-00283	\$67.48	1128	Posted to G/L AP	<input type="checkbox"/>
12/03/2024	BUSINESS CARD-00283	\$215.94	1128	Posted to G/L AP	<input type="checkbox"/>
12/03/2024	BUSINESS CARD-00283	\$216.16	1128	Posted to G/L AP	<input type="checkbox"/>
12/03/2024	BUSINESS CARD-00283	\$457.80	1128	Posted to G/L AP	<input type="checkbox"/>

Petersburg School District

Non-Check Batch Listing

Fiscal Year: 2024-2025

Criteria:

Bank Account: OPERATING ACCOUNT XX3970

From Date: 12/01/2024

To Date: 12/31/2024

From Voucher:

To Voucher:

12/03/2024	BUSINESS CARD-00283	\$0.40	1128	Posted to G/L AP	<input type="checkbox"/>
12/03/2024	BUSINESS CARD-00283	\$2,279.90	1128	Posted to G/L AP	<input type="checkbox"/>
12/03/2024	BUSINESS CARD-00283	\$999.00	1128	Posted to G/L AP	<input type="checkbox"/>
12/03/2024	BUSINESS CARD-00283	\$988.10	1128	Posted to G/L AP	<input type="checkbox"/>
12/03/2024	BUSINESS CARD-00283	\$509.35	1128	Posted to G/L AP	<input type="checkbox"/>
12/03/2024	BUSINESS CARD-00283	\$785.61	1128	Posted to G/L AP	<input type="checkbox"/>
12/03/2024	BUSINESS CARD-00283	\$11.20	1128	Posted to G/L AP	<input type="checkbox"/>
12/03/2024	BUSINESS CARD-00283	\$2,497.50	1128	Posted to G/L AP	<input type="checkbox"/>
12/27/2024	P-CARD PROGRAM-01850	\$35.82	1133	Posted to G/L AP	<input type="checkbox"/>
12/27/2024	P-CARD PROGRAM-01850	\$5.30	1133	Posted to G/L AP	<input type="checkbox"/>
12/27/2024	P-CARD PROGRAM-01850	\$35.81	1133	Posted to G/L AP	<input type="checkbox"/>
12/27/2024	P-CARD PROGRAM-01850	\$5.30	1133	Posted to G/L AP	<input type="checkbox"/>
12/27/2024	P-CARD PROGRAM-01850	\$128.31	1133	Posted to G/L AP	<input type="checkbox"/>
12/27/2024	P-CARD PROGRAM-01850	\$337.24	1133	Posted to G/L AP	<input type="checkbox"/>
12/27/2024	P-CARD PROGRAM-01850	\$45.30	1133	Posted to G/L AP	<input type="checkbox"/>
12/31/2024	EFTPS-00804	\$30,843.73	1136	Posted to G/L PR	<input type="checkbox"/>
12/31/2024	EFTPS-00804	\$969.46	1136	Posted to G/L PR	<input type="checkbox"/>
12/31/2024	EFTPS-00804	\$6,587.79	1136	Posted to G/L PR	<input type="checkbox"/>

Petersburg School District

Non-Check Batch Listing

Fiscal Year: 2024-2025

Criteria:

Bank Account: OPERATING ACCOUNT XX3970

From Date: 12/01/2024

To Date: 12/31/2024

From Voucher:

To Voucher:

12/31/2024	EFTPS-00804	\$969.46	1136	Posted to G/L PR	<input type="checkbox"/>
12/31/2024	EFTPS-00804	\$6,587.79	1136	Posted to G/L PR	<input type="checkbox"/>
12/31/2024	FIRST BANK-00894	\$357,602.93	1137	Posted to G/L PR	<input type="checkbox"/>
12/31/2024	FIRST BANK-00894	\$3,375.00	1137	Posted to G/L PR	<input type="checkbox"/>
12/27/2024	GLACIER EXPRESS-00973	\$271.14	1141	Posted to G/L AP	<input type="checkbox"/>
12/27/2024	PISTON & RUDDER SERVICES, INC	\$315.90	1141	Posted to G/L AP	<input type="checkbox"/>
12/27/2024	COMMON GROUNDS-00561	\$303.09	1141	Posted to G/L AP	<input type="checkbox"/>
12/27/2024	HAMMER & WIKAN-01038	\$157.63	1141	Posted to G/L AP	<input type="checkbox"/>
12/27/2024	HAMMER & WIKAN-01038	\$92.96	1141	Posted to G/L AP	<input type="checkbox"/>
12/27/2024	PETRO MARINE SERVICES-01909	\$4.49	1141	Posted to G/L AP	<input type="checkbox"/>
12/27/2024	HAMMER & WIKAN-01038	\$263.85	1142	Posted to G/L AP	<input type="checkbox"/>
12/27/2024	P-CARD PROGRAM-01850	\$879.48	1142	Posted to G/L AP	<input type="checkbox"/>
12/27/2024	P-CARD PROGRAM-01850	\$25.94	1142	Posted to G/L AP	<input type="checkbox"/>
12/27/2024	P-CARD PROGRAM-01850	\$49.90	1142	Posted to G/L AP	<input type="checkbox"/>
12/27/2024	P-CARD PROGRAM-01850	\$49.98	1142	Posted to G/L AP	<input type="checkbox"/>
12/27/2024	P-CARD PROGRAM-01850	\$56.14	1142	Posted to G/L AP	<input type="checkbox"/>
12/27/2024	P-CARD PROGRAM-01850	\$130.00	1142	Posted to G/L AP	<input type="checkbox"/>
12/27/2024	P-CARD PROGRAM-01850	\$130.00	1142	Posted to G/L AP	<input type="checkbox"/>

Petersburg School District

Non-Check Batch Listing

Fiscal Year: 2024-2025

Criteria:

Bank Account: OPERATING ACCOUNT XX3970

From Date: 12/01/2024

To Date: 12/31/2024

From Voucher:

To Voucher:

12/27/2024	P-CARD PROGRAM-01850	\$10.00	1142	Posted to G/L AP	<input type="checkbox"/>
12/27/2024	P-CARD PROGRAM-01850	\$1,902.96	1142	Posted to G/L AP	<input type="checkbox"/>
12/27/2024	P-CARD PROGRAM-01850	-\$15.18	1142	Posted to G/L AP	<input type="checkbox"/>
12/27/2024	P-CARD PROGRAM-01850	\$264.79	1143	Posted to G/L AP	<input type="checkbox"/>
12/27/2024	P-CARD PROGRAM-01850	\$523.58	1143	Posted to G/L AP	<input type="checkbox"/>
12/27/2024	P-CARD PROGRAM-01850	\$39.90	1143	Posted to G/L AP	<input type="checkbox"/>
12/27/2024	P-CARD PROGRAM-01850	\$254.85	1143	Posted to G/L AP	<input type="checkbox"/>
12/27/2024	P-CARD PROGRAM-01850	\$51.94	1143	Posted to G/L AP	<input type="checkbox"/>
12/27/2024	P-CARD PROGRAM-01850	\$13.70	1143	Posted to G/L AP	<input type="checkbox"/>
12/27/2024	P-CARD PROGRAM-01850	\$52.99	1143	Posted to G/L AP	<input type="checkbox"/>
12/27/2024	P-CARD PROGRAM-01850	\$1,017.60	1143	Posted to G/L AP	<input type="checkbox"/>
12/27/2024	P-CARD PROGRAM-01850	\$34.16	1143	Posted to G/L AP	<input type="checkbox"/>
12/27/2024	P-CARD PROGRAM-01850	\$564.26	1143	Posted to G/L AP	<input type="checkbox"/>
12/27/2024	P-CARD PROGRAM-01850	\$511.53	1143	Posted to G/L AP	<input type="checkbox"/>
12/27/2024	P-CARD PROGRAM-01850	\$380.00	1143	Posted to G/L AP	<input type="checkbox"/>
12/27/2024	P-CARD PROGRAM-01850	\$51.13	1143	Posted to G/L AP	<input type="checkbox"/>
12/27/2024	P-CARD PROGRAM-01850	\$61.77	1143	Posted to G/L AP	<input type="checkbox"/>
12/27/2024	P-CARD PROGRAM-01850	\$25.00	1143	Posted to G/L AP	<input type="checkbox"/>

Petersburg School District

Non-Check Batch Listing

Fiscal Year: 2024-2025

Criteria:

Bank Account: OPERATING ACCOUNT XX3970

From Date: 12/01/2024

To Date: 12/31/2024

From Voucher:

To Voucher:

12/27/2024	P-CARD PROGRAM-01850	\$25.00	1143	Posted to G/L AP	<input type="checkbox"/>
12/27/2024	P-CARD PROGRAM-01850	\$25.00	1143	Posted to G/L AP	<input type="checkbox"/>
12/27/2024	P-CARD PROGRAM-01850	\$25.00	1143	Posted to G/L AP	<input type="checkbox"/>
12/27/2024	P-CARD PROGRAM-01850	\$25.00	1143	Posted to G/L AP	<input type="checkbox"/>
12/27/2024	P-CARD PROGRAM-01850	\$517.50	1143	Posted to G/L AP	<input type="checkbox"/>
12/27/2024	P-CARD PROGRAM-01850	\$25.00	1143	Posted to G/L AP	<input type="checkbox"/>
12/27/2024	P-CARD PROGRAM-01850	\$25.00	1143	Posted to G/L AP	<input type="checkbox"/>
12/27/2024	P-CARD PROGRAM-01850	\$517.50	1143	Posted to G/L AP	<input type="checkbox"/>
12/27/2024	P-CARD PROGRAM-01850	\$517.50	1143	Posted to G/L AP	<input type="checkbox"/>
12/27/2024	P-CARD PROGRAM-01850	\$465.75	1143	Posted to G/L AP	<input type="checkbox"/>
12/27/2024	P-CARD PROGRAM-01850	\$517.50	1143	Posted to G/L AP	<input type="checkbox"/>
12/27/2024	P-CARD PROGRAM-01850	\$517.50	1143	Posted to G/L AP	<input type="checkbox"/>
12/27/2024	P-CARD PROGRAM-01850	\$517.50	1143	Posted to G/L AP	<input type="checkbox"/>
12/27/2024	P-CARD PROGRAM-01850	\$517.50	1143	Posted to G/L AP	<input type="checkbox"/>
12/27/2024	P-CARD PROGRAM-01850	\$25.00	1143	Posted to G/L AP	<input type="checkbox"/>
12/27/2024	P-CARD PROGRAM-01850	\$1,059.00	1143	Posted to G/L AP	<input type="checkbox"/>
12/27/2024	PETERSBURG IGA	\$84.26	1144	Posted to G/L AP	<input type="checkbox"/>
12/27/2024	PETERSBURG IGA	\$70.38	1144	Posted to G/L AP	<input type="checkbox"/>

Petersburg School District

Non-Check Batch Listing

Fiscal Year: 2024-2025

Criteria:

Bank Account: OPERATING ACCOUNT XX3970

From Date: 12/01/2024

To Date: 12/31/2024

From Voucher:

To Voucher:

12/27/2024	PETERSBURG IGA	\$20.89	1144	Posted to G/L AP	<input type="checkbox"/>
12/27/2024	PETERSBURG IGA	\$53.10	1144	Posted to G/L AP	<input type="checkbox"/>
12/27/2024	HAMMER & WIKAN-01038	\$33.37	1144	Posted to G/L AP	<input type="checkbox"/>
12/27/2024	AMAZON.COM-00164	\$47.91	1144	Posted to G/L AP	<input type="checkbox"/>
12/27/2024	AMAZON.COM-00164	\$31.98	1144	Posted to G/L AP	<input type="checkbox"/>
12/27/2024	PETERSBURG IGA	\$10.40	1144	Posted to G/L AP	<input type="checkbox"/>
12/27/2024	AMAZON.COM-00164	\$167.95	1145	Posted to G/L AP	<input type="checkbox"/>
12/27/2024	AMAZON.COM-00164	\$109.98	1145	Posted to G/L AP	<input type="checkbox"/>
12/27/2024	AMAZON.COM-00164	\$99.94	1145	Posted to G/L AP	<input type="checkbox"/>
12/27/2024	AMAZON.COM-00164	\$92.92	1145	Posted to G/L AP	<input type="checkbox"/>
12/27/2024	AMAZON.COM-00164	\$46.50	1145	Posted to G/L AP	<input type="checkbox"/>
12/27/2024	AMAZON.COM-00164	\$391.78	1145	Posted to G/L AP	<input type="checkbox"/>
12/27/2024	TYLER TECHNOLOGIES	\$104.09	1145	Posted to G/L AP	<input type="checkbox"/>
12/27/2024	AMAZON.COM-00164	\$8.82	1145	Posted to G/L AP	<input type="checkbox"/>
12/27/2024	AMAZON.COM-00164	\$86.20	1145	Posted to G/L AP	<input type="checkbox"/>
12/27/2024	AMAZON.COM-00164	\$44.14	1145	Posted to G/L AP	<input type="checkbox"/>
12/27/2024	AMAZON.COM-00164	\$299.73	1145	Posted to G/L AP	<input type="checkbox"/>
12/27/2024	P-CARD PROGRAM-01850	\$1,365.85	1145	Posted to G/L AP	<input type="checkbox"/>

Petersburg School District

Non-Check Batch Listing

Fiscal Year: 2024-2025

Criteria:

Bank Account: OPERATING ACCOUNT XX3970

From Date: 12/01/2024

To Date: 12/31/2024

From Voucher:

To Voucher:

Date	Description	Amount	Check No	Posted	Account	AP
12/27/2024	PETERSBURG IGA	\$119.97	1145	Posted to G/L	AP	<input type="checkbox"/>
12/27/2024	HAMMER & WIKAN-01038	\$320.00	1145	Posted to G/L	AP	<input type="checkbox"/>
12/27/2024	HAMMER & WIKAN-01038	\$1,039.83	1145	Posted to G/L	AP	<input type="checkbox"/>
12/27/2024	AMAZON.COM-00164	\$60.29	1145	Posted to G/L	AP	<input type="checkbox"/>
12/27/2024	AMAZON.COM-00164	-\$53.30	1145	Posted to G/L	AP	<input type="checkbox"/>
12/27/2024	AMAZON.COM-00164	\$26.37	1145	Posted to G/L	AP	<input type="checkbox"/>
12/27/2024	AMAZON.COM-00164	\$297.83	1145	Posted to G/L	AP	<input type="checkbox"/>
12/27/2024	HAMMER & WIKAN-01038	\$71.91	1147	Posted to G/L	AP	<input type="checkbox"/>
12/27/2024	P-CARD PROGRAM-01850	\$771.55	1147	Posted to G/L	AP	<input type="checkbox"/>
12/27/2024	ENTERPRISE CAR RENTAL	\$459.53	1147	Posted to G/L	AP	<input type="checkbox"/>
12/27/2024	P-CARD PROGRAM-01850	\$1,200.00	1147	Posted to G/L	AP	<input type="checkbox"/>
12/27/2024	P-CARD PROGRAM-01850	\$309.31	1147	Posted to G/L	AP	<input type="checkbox"/>
12/27/2024	P-CARD PROGRAM-01850	\$2.00	1147	Posted to G/L	AP	<input type="checkbox"/>
12/27/2024	P-CARD PROGRAM-01850	\$255.00	1147	Posted to G/L	AP	<input type="checkbox"/>
12/27/2024	P-CARD PROGRAM-01850	\$208.13	1147	Posted to G/L	AP	<input type="checkbox"/>
12/27/2024	P-CARD PROGRAM-01850	\$80.00	1147	Posted to G/L	AP	<input type="checkbox"/>
12/27/2024	P-CARD PROGRAM-01850	\$487.11	1147	Posted to G/L	AP	<input type="checkbox"/>
12/27/2024	P-CARD PROGRAM-01850	\$202.33	1147	Posted to G/L	AP	<input type="checkbox"/>

Petersburg School District

Non-Check Batch Listing

Fiscal Year: 2024-2025

Criteria:

Bank Account: OPERATING ACCOUNT XX3970

From Date: 12/01/2024

To Date: 12/31/2024

From Voucher:

To Voucher:

12/27/2024	P-CARD PROGRAM-01850	\$712.57	1147	Posted to G/L AP	<input type="checkbox"/>
12/27/2024	P-CARD PROGRAM-01850	\$320.00	1147	Posted to G/L AP	<input type="checkbox"/>
12/27/2024	P-CARD PROGRAM-01850	\$175.00	1147	Posted to G/L AP	<input type="checkbox"/>
12/27/2024	P-CARD PROGRAM-01850	\$320.00	1147	Posted to G/L AP	<input type="checkbox"/>
12/27/2024	P-CARD PROGRAM-01850	\$320.00	1147	Posted to G/L AP	<input type="checkbox"/>
12/27/2024	P-CARD PROGRAM-01850	\$232.00	1147	Posted to G/L AP	<input type="checkbox"/>
12/27/2024	PETERSBURG ELKS LODGE #1615	\$300.04	1147	Posted to G/L AP	<input type="checkbox"/>
12/27/2024	HAMMER & WIKAN-01038	\$402.13	1147	Posted to G/L AP	<input type="checkbox"/>
12/27/2024	TRACK WRESTLING-02509	\$161.00	1147	Posted to G/L AP	<input type="checkbox"/>
12/27/2024	P-CARD PROGRAM-01850	\$10.00	1149	Posted to G/L AP	<input type="checkbox"/>
12/27/2024	SALTY PANTRY	\$78.20	1149	Posted to G/L AP	<input type="checkbox"/>
12/27/2024	GLACIER EXPRESS-00973	\$50.15	1149	Posted to G/L AP	<input type="checkbox"/>
12/27/2024	AMAZON.COM-00164	\$109.60	1149	Posted to G/L AP	<input type="checkbox"/>
12/27/2024	AMAZON.COM-00164	\$298.99	1149	Posted to G/L AP	<input type="checkbox"/>
12/27/2024	HAMMER & WIKAN-01038	\$25.56	1149	Posted to G/L AP	<input type="checkbox"/>
12/27/2024	HAMMER & WIKAN-01038	\$3.18	1149	Posted to G/L AP	<input type="checkbox"/>
12/27/2024	HAMMER & WIKAN-01038	\$87.43	1149	Posted to G/L AP	<input type="checkbox"/>
12/27/2024	HAMMER & WIKAN-01038	\$14.99	1149	Posted to G/L AP	<input type="checkbox"/>

Petersburg School District

Non-Check Batch Listing

Fiscal Year: 2024-2025

Criteria:

Bank Account: OPERATING ACCOUNT XX3970

From Date: 12/01/2024

To Date: 12/31/2024

From Voucher:

To Voucher:

12/27/2024	HAMMER & WIKAN-01038	\$51.05	1149	Posted to G/L AP	<input type="checkbox"/>
12/27/2024	HAMMER & WIKAN-01038	\$127.37	1149	Posted to G/L AP	<input type="checkbox"/>
12/27/2024	HAMMER & WIKAN-01038	\$37.95	1149	Posted to G/L AP	<input type="checkbox"/>
12/27/2024	P-CARD PROGRAM-01850	\$770.27	1149	Posted to G/L AP	<input type="checkbox"/>
12/27/2024	HIGH TIDE ENTERPRISE, LLC	\$21.87	1149	Posted to G/L AP	<input type="checkbox"/>
12/27/2024	HIGH TIDE ENTERPRISE, LLC	\$184.95	1149	Posted to G/L AP	<input type="checkbox"/>
12/27/2024	AMAZON.COM-00164	\$78.60	1149	Posted to G/L AP	<input type="checkbox"/>
12/27/2024	AMAZON.COM-00164	\$822.96	1149	Posted to G/L AP	<input type="checkbox"/>
12/27/2024	GRAINGER-00995	\$120.60	1149	Posted to G/L AP	<input type="checkbox"/>
12/27/2024	HAMMER & WIKAN-01038	\$112.32	1149	Posted to G/L AP	<input type="checkbox"/>
12/27/2024	HAMMER & WIKAN-01038	\$32.89	1149	Posted to G/L AP	<input type="checkbox"/>
12/27/2024	WALTER E. NELSON, CO.-02617	\$636.75	1149	Posted to G/L AP	<input type="checkbox"/>
12/27/2024	WALTER E. NELSON, CO.-02617	\$778.25	1149	Posted to G/L AP	<input type="checkbox"/>
12/27/2024	GLACIER EXPRESS-00973	\$4.87	1149	Posted to G/L AP	<input type="checkbox"/>
12/27/2024	PETERSBURG BOROUGH-01881	\$696.58	1150	Posted to G/L AP	<input type="checkbox"/>
12/27/2024	PETERSBURG BOROUGH-01881	\$2,985.79	1150	Posted to G/L AP	<input type="checkbox"/>
12/27/2024	PETERSBURG BOROUGH-01881	\$4,118.66	1150	Posted to G/L AP	<input type="checkbox"/>
12/27/2024	ALASKA POWER & TELEPHONE-00125	\$57.79	1150	Posted to G/L AP	<input type="checkbox"/>

Petersburg School District

Non-Check Batch Listing

Fiscal Year: 2024-2025

Criteria:

Bank Account: OPERATING ACCOUNT XX3970

From Date: 12/01/2024

To Date: 12/31/2024

From Voucher:

To Voucher:

Date	Description	Amount	Account	Posted	AP	Check
12/27/2024	PETERSBURG BOROUGH-01881	\$27,788.33	1150	Posted to G/L	AP	<input type="checkbox"/>
12/27/2024	PETRO MARINE SERVICES-01909	\$27,782.85	1150	Posted to G/L	AP	<input type="checkbox"/>
12/27/2024	PETERSBURG BOROUGH-01881	\$690.00	1150	Posted to G/L	AP	<input type="checkbox"/>
12/27/2024	ALASKA POWER & TELEPHONE-00125	\$110.07	1150	Posted to G/L	AP	<input type="checkbox"/>
12/27/2024	ALASKA POWER & TELEPHONE-00125	\$57.79	1150	Posted to G/L	AP	<input type="checkbox"/>
12/27/2024	P-CARD PROGRAM-01850	\$26.10	1150	Posted to G/L	AP	<input type="checkbox"/>
12/27/2024	P-CARD PROGRAM-01850	\$34.52	1150	Posted to G/L	AP	<input type="checkbox"/>
12/27/2024	AMAZON.COM-00164	\$41.50	1150	Posted to G/L	AP	<input type="checkbox"/>
12/27/2024	AMAZON.COM-00164	\$41.85	1150	Posted to G/L	AP	<input type="checkbox"/>
12/27/2024	AMAZON.COM-00164	\$50.00	1150	Posted to G/L	AP	<input type="checkbox"/>
12/27/2024	AMAZON.COM-00164	\$55.68	1150	Posted to G/L	AP	<input type="checkbox"/>
12/27/2024	ALASKA POWER & TELEPHONE-00125	\$110.07	1150	Posted to G/L	AP	<input type="checkbox"/>
12/27/2024	P-CARD PROGRAM-01850	\$99.99	1151	Posted to G/L	AP	<input type="checkbox"/>
12/27/2024	HAMMER & WIKAN-01038	\$54.37	1151	Posted to G/L	AP	<input type="checkbox"/>
12/27/2024	JUNEAU ECONOMIC DEV. COUNCIL-01290	\$100.00	1151	Posted to G/L	AP	<input type="checkbox"/>
12/27/2024	P-CARD PROGRAM-01850	\$179.00	1151	Posted to G/L	AP	<input type="checkbox"/>
12/10/2024	REVTRAK INC.-02052	\$80.13	1156	Posted to G/L	AP	<input type="checkbox"/>

Petersburg School District

Non-Check Batch Listing

Fiscal Year: 2024-2025

Criteria:

Bank Account: OPERATING ACCOUNT XX3970

From Date: 12/01/2024

To Date: 12/31/2024

From Voucher:

To Voucher:

12/10/2024	REVTRAK INC.-02052	\$19.95	1156	Posted to G/L AP	<input type="checkbox"/>
------------	--------------------	---------	------	------------------	--------------------------

Total for Fund:	179	Total Amount:	<u>\$519,131.43</u>
-----------------	-----	---------------	---------------------

Total Amount:	<u>\$519,131.43</u>
---------------	---------------------

End of Report

Petersburg School District

Student Activities Summary Report

Fiscal Year: 2024-2025

From: 12/1/2024 To: 12/31/2024

Print Detail

Page Break by Activity

Exclude Encumbrances

Reverse Signs

Subtotal By Journal

	Range Beg. Balance	Range Revenue	Range Expenditures	Balance	Encumbrances	Available Balance
710.100.100.422.830 HS ART FUND BALANCE	644.63	.00	(297.83)	346.80	.00	346.80
710.100.100.423.830 HS JEWELRY FUND BALANCE	436.59	.00	.00	436.59	.00	436.59
710.100.160.450.830 HS CULINARY ARTS FUND BALANCE	451.41	.00	.00	451.41	.00	451.41
710.100.200.475.830 HS SPED ACTIVITIES FUND BALANCE	1,386.30	.00	(83.06)	1,303.24	83.06	1,386.30
710.100.350.402.830 HS MATH FUND BALANCE	603.40	.00	.00	603.40	.00	603.40
710.100.350.415.830 HS LIBRARY FUND BALANCE	2,025.27	.00	.00	2,025.27	.00	2,025.27
710.100.350.418.830 HS GLACIER SURVEY FUND BALANCE	941.22	.00	.00	941.22	.00	941.22
710.100.350.460.830 HS SHOP FUND BALANCE	26,183.10	100.00	(2,769.09)	23,514.01	86.66	23,600.67
710.100.350.480.830 HS TESTING FEES FUND BALANCE	447.72	.00	.00	447.72	.00	447.72
710.100.350.620.830 NATURAL HELPERS/GREEN DOT FUND BALANCE	1,227.91	.00	.00	1,227.91	.00	1,227.91
710.100.350.865.830 NATIONAL HONOR SOCIETY FUND BALANCE	54.86	.00	.00	54.86	.00	54.86
710.100.350.875.830 MARK FOSSE AWARD FUND BALANCE	193.60	.00	.00	193.60	.00	193.60
710.100.400.410.830 HS PRINCIPALS FUND BALANCE	774.99	.00	.00	774.99	.00	774.99
710.100.700.408.830 HS MUSIC FUND BALANCE	9,802.08	.00	(4,430.49)	5,371.59	(1,200.00)	4,171.59
710.100.700.409.830 HS JAZZ BAND FUND BALANCE	204.21	.00	.00	204.21	.00	204.21
710.100.700.414.830 HS DDF FUND BALANCE	375.80	870.00	.00	1,245.80	.00	1,245.80
710.100.700.424.830 HS YEARBOOK FUND BALANCE	2,223.45	30.00	(1,000.00)	1,253.45	.00	1,253.45
710.100.700.610.830 CLOSE UP FUND BALANCE	8,604.32	.00	.00	8,604.32	.00	8,604.32
710.100.700.625.830 TSUMANI BOWL FUND BALANCE	1,951.27	.00	.00	1,951.27	.00	1,951.27
710.100.700.710.830 HS CROSS COUNTRY FUND BALANCE	2,469.03	271.10	2,240.80	4,980.93	.00	4,980.93

Petersburg School District

Student Activities Summary Report

Fiscal Year: 2024-2025

From: 12/1/2024 To: 12/31/2024

Print Detail

Page Break by Activity

Exclude Encumbrances

Reverse Signs

Subtotal By Journal

	Range Beg. Balance	Range Revenue	Range Expenditures	Balance	Encumbrances	Available Balance
710.100.700.715.830 HS SWIM/DIVE TEAM FUND BALANCE	(212.07)	.00	.00	(212.07)	.00	(212.07)
710.100.700.720.830 HS VOLLEYBALL FUND BALANCE	(512.37)	.00	1,496.53	984.16	.00	984.16
710.100.700.725.830 HS WRESTLING FUND BALANCE	3,222.08	.00	.00	3,222.08	.00	3,222.08
710.100.700.730.830 HS BOYS BASKETBALL FUND BALANCE	4,455.05	36.28	(243.63)	4,247.70	243.63	4,491.33
710.100.700.735.830 HS GIRLS BASKETBALL FUND BALANCE	(945.41)	1,225.00	.00	279.59	.00	279.59
710.100.700.740.830 HS CHEERLEADING FUND BALANCE	970.32	.00	.00	970.32	.00	970.32
710.100.700.745.830 HS TRACK FUND BALANCE	(1,314.16)	.00	.00	(1,314.16)	.00	(1,314.16)
710.100.700.746.830 TRACK FACILITIES FUND BALANCE	158.28	.00	.00	158.28	.00	158.28
710.100.700.750.830 HS BASEBALL FUND BALANCE	(2,740.58)	.00	.00	(2,740.58)	.00	(2,740.58)
710.100.700.751.830 BASEBALL FIELD FUND BALANCE	251.00	.00	.00	251.00	.00	251.00
710.100.700.760.830 HS ESPORTS FUND BALANCE	.00	.00	.00	.00	.00	.00
710.100.700.765.830 HS SOFTBALL FUND BALANCE	440.52	.00	.00	440.52	.00	440.52
710.100.700.785.830 REGION V TOURNAMENTS FUND BALANCE	(20,452.99)	.00	(1,873.48)	(22,326.47)	(241.10)	(22,567.57)
710.100.700.810.830 VIKING STORE - ACTIVITIES FUND BALANCE	556.23	.00	.00	556.23	.00	556.23
710.100.700.820.830 SECONDARY ACTIVITIES DONATIONS FUND BALANCE	15,793.82	.00	.00	15,793.82	.00	15,793.82
710.100.700.825.830 STUDENT GOVERNMENT FUND BALANCE	9,214.07	15.00	(141.25)	9,087.82	(52.97)	9,034.85
710.100.700.835.830 HS SCHOOL WIDE PLAY FUND BALANCE	4,297.00	.00	(3,000.00)	1,297.00	.00	1,297.00
710.100.700.840.830 HS ARTFEST FUND BALANCE	1,132.39	.00	.00	1,132.39	.00	1,132.39
710.100.700.921.830 CLASS OF 2021 FUND BALANCE	583.18	.00	.00	583.18	.00	583.18

Petersburg School District

Student Activities Summary Report

Fiscal Year: 2024-2025

From: 12/1/2024 To: 12/31/2024

Print Detail

Page Break by Activity

Exclude Encumbrances

Reverse Signs

Subtotal By Journal

	Range Beg. Balance	Range Revenue	Range Expenditures	Balance	Encumbrances	Available Balance
710.100.700.922.830 CLASS OF 2022 FUND BALANCE	952.90	.00	.00	952.90	.00	952.90
710.100.700.923.830 CLASS OF 2023 FUND BALANCE	1,002.41	.00	.00	1,002.41	.00	1,002.41
710.100.700.924.830 CLASS OF 2024 FUND BALANCE	2,282.80	.00	.00	2,282.80	.00	2,282.80
710.100.700.925.830 CLASS OF 2025 FUND BALANCE	2,694.94	445.00	.00	3,139.94	.00	3,139.94
710.100.700.926.830 CLASS OF 2026 FUND BALANCE	3,170.16	.00	.00	3,170.16	.00	3,170.16
710.100.700.927.830 CLASS OF 2027 FUND BALANCE	937.61	.00	.00	937.61	.00	937.61
710.100.700.928.830 CLASS OF 2028 FUND BALANCE	.00	.00	.00	.00	.00	.00
710.100.700.929.830 CLASS OF 2029 FUND BALANCE	.00	.00	.00	.00	.00	.00
710.200.350.408.830 MS MUSIC FUND BALANCE	33.95	.00	.00	33.95	.00	33.95
710.200.350.865.830 NATIONAL HONOR SOCIETY - JUNIOR FUND BALANCE	848.31	.00	.00	848.31	.00	848.31
710.200.400.410.830 MS PRINCIPALS FUND BALANCE	125.07	.00	.00	125.07	.00	125.07
710.200.700.419.830 MS ROBOTICS FUND BALANCE	3,283.26	.00	(62.90)	3,220.36	.00	3,220.36
710.200.700.424.830 MS YEARBOOK FUND BALANCE	2,314.91	.00	.00	2,314.91	.00	2,314.91
710.200.700.710.830 MS CROSS COUNTRY FUND BALANCE	50.00	.00	.00	50.00	.00	50.00
710.200.700.740.830 MS CHEERLEADING FUND BALANCE	389.59	.00	.00	389.59	.00	389.59
710.200.700.755.830 MS NYO FUND BALANCE	465.68	.00	.00	465.68	.00	465.68
710.200.700.780.830 MS ACTIVITIES & TOURNAMENTS FUND BALANCE	560.98	.00	.00	560.98	.00	560.98
710.200.700.825.830 MS STUDENT GOVERNMENT FUND BALANCE	4,372.28	.00	.00	4,372.28	.00	4,372.28
710.200.700.850.830 MS BAKING CLUB FUND BALANCE	1,214.57	80.00	(173.05)	1,121.52	173.05	1,294.57
710.300.200.475.830 ES SPED ACTIVITIES FUND BALANCE	308.00	.00	.00	308.00	.00	308.00

Petersburg School District

Student Activities Summary Report

Fiscal Year: 2024-2025

From: 12/1/2024 To: 12/31/2024

Print Detail

Page Break by Activity

Exclude Encumbrances

Reverse Signs

Subtotal By Journal

	Range Beg. Balance	Range Revenue	Range Expenditures	Balance	Encumbrances	Available Balance
710.300.350.615.830 ES STIKINE RIVER TRIP FUND BALANCE	7,676.60	.00	.00	7,676.60	.00	7,676.60
710.300.700.424.830 ES YEARBOOK FUND BALANCE	3,429.89	.00	.00	3,429.89	.00	3,429.89
710.300.700.815.830 ES SCHOOL STORE & CLUBS FUND BALANCE	1,086.18	.00	.00	1,086.18	.00	1,086.18
710.300.700.825.830 ES STUDENT GOVERNMENT FUND BALANCE	272.31	.00	.00	272.31	.00	272.31
710.300.700.860.830 ES EARTH CLUB FUND BALANCE	58.00	.00	.00	58.00	.00	58.00
710.500.200.470.830 SPED MEMORIAL ACCOUNT FUND BALANCE	10,000.50	.00	.00	10,000.50	.00	10,000.50
710.500.700.600.830 CONCESSIONS FUND BALANCE	1,320.02	.00	(1,783.77)	(463.75)	(236.15)	(699.90)
710.500.700.665.830 STUDENT BASIC NEEDS SUPPORT FUND BALANCE	7,620.50	.00	(44.14)	7,576.36	(2,247.25)	5,329.11
710.500.700.670.830 STEREO REPAIR/REPLACEMENT FUND BALANCE	906.59	.00	.00	906.59	.00	906.59
710.500.700.675.830 PIXELLOT ADVERTISEMENTS FUND BALANCE	4,969.59	.00	.00	4,969.59	(725.00)	4,244.59
710.500.700.700.830 ACTIVITY DIRECTOR FUND BALANCE	(15.74)	.00	.00	(15.74)	.00	(15.74)
710.500.700.855.830 SCHOOL GARDEN FUND BALANCE	4,976.50	.00	.00	4,976.50	.00	4,976.50
710.500.700.880.830 MARQUEE SIGN FUND BALANCE	197.49	.00	.00	197.49	.00	197.49
<b>GRAND TOTALS</b>	<b>143,403.37</b>	<b>3,072.38</b>	<b>(12,165.36)</b>	<b>134,310.39</b>	<b>(4,116.07)</b>	<b>130,194.32</b>

End of Report



# INVOICE

December 20, 2024

Petersburg School Dist  
201 Charles W St Box 289  
Petersburg, AK 99833

ATTN:

**Invoice Number: 0703724-2412**

**Invoice Amount: \$ 95,901.34**

This invoice amount represents the total balances of all Corporate Card accounts for the billing period ending December 20, 2024.

Your payment is due **January 16, 2025**.

Payment will be automatically withdrawn from your bank account if your organization has pre-arranged payment. If not, please remit payment by electronic means or by mailing a cheque for the Invoice amount to the appropriate address below. Payments must be sent with a detailed breakdown of how the payment needs to be applied, including the 16-digit card numbers or billing account and the total amount to be paid.

BMO Accounts	Diners Club Accounts
Payment By Mail	Payment By Mail
BMO P.O. Box 5732 Carol Stream, IL 60197-5732	Diners Club P.O. Box 5732 Carol Stream, IL 60197-5732
Payment By Overnight Delivery	Payment By Overnight Delivery
FIS BMO Attn: Lockbox# 5732 270 Remington Blvd, Suite B Bolingbrook, IL 60440	FIS BMO Attn: Lockbox# 5732 270 Remington Blvd, Suite B Bolingbrook, IL 60440

If you have any questions regarding this invoice or supporting documents, please contact Corporate Client Services:

BMO Accounts	Diners Club Accounts
By Phone: 1-855-825-9234	By Phone: 1-800-2-DINERS (1-800-234-6377)
By e-mail: corporate.clientservices@bmo.com	By e-mail: dinersclub.service@bmo.com

Thank you for your continued business.



Please attach a copy of this invoice or the information below this line with your cheque payment.

Petersburg School Dist  
201 Charles W St Box 289  
Petersburg, AK 99833

Invoice Number: 0703724-2412  
Amount Paid: \$ 95,901.34  
Payment Due Date: January 16, 2025



## Statement

<b>Account Name:</b>	BILLING ACCOUNT 033153	<b>Card Number:</b>	xxxx-xxxx-xxxx-3153
<b>Company Name:</b>	PETERSBURG SCHOOL DIST	<b>Account Limit:</b>	\$ 300,000.00
<b>Employee ID:</b>	772180000055104	<b>Available Credit:</b>	\$ 204,098.66
<b>Statement Date (MM/DD/YYYY):</b>	12/20/2024	<b>Currency:</b>	U.S. DOLLAR
<b>Payment Due Date (MM/DD/YYYY):</b>	01/16/2025		

### Statement Summary:

*Report any items which do not agree with your records within 30 days of the statement date.*

<b>Previous Balance:</b>	\$ 82,346.29
<b>Payments:</b>	\$ -82,346.29
<b>Adjustments:</b>	\$ 0.00
<b>Net Purchases:</b>	\$ 95,901.34
<b>Cash Advance:</b>	\$ 0.00
<b>Fees:</b>	\$ 0.00
<b>Other Charges:</b>	\$ 0.00
<b>New Account Balance:</b>	\$ 95,901.34

### Transaction Summary:

Trans Date	Posting Date Trans ID	Description	Pre-Tax Amount Auth #	Total Tax	Trans Amount
<b>Card Number xxxx-xxxx-xxxx-3153 BILLING ACCOUNT 033153</b>					
11/26	11/26 563090202	AUTOMATIC PYMT RECEIVED	\$ -82,346.29	\$ 0.00	\$ -82,346.29
			<b>TOTAL CREDITS</b>	<b>xxxx-xxxx-xxxx-3153</b>	<b>\$ -82,346.29</b>
			<b>TOTAL DEBITS</b>	<b>xxxx-xxxx-xxxx-3153</b>	<b>\$ 0.00</b>
<b>Card Number xxxx-xxxx-xxxx-8103 BAIRD, SHANNON</b>					
12/05	12/06 564868222	AMAZON RETA ZR8NU9EK2 SEATTLE WA	\$ 45.31 064725	\$ 4.69 (e)	\$ 50.00
12/06	12/09 565101025	ALASKA TELEPHONE COMPA PORT TOWNSEND WA	\$ 332.36 029074	\$ 3.36	\$ 335.72
12/06	12/09 565101023	PSN PETERSBURG UTILITY PETERSBURG AK	\$ 36,279.36 074373	\$ 0.00 (e)	\$ 36,279.36
12/06	12/09 565101024	PETRO MARINE SERVICES PETERSBURG AK	\$ 27,782.85 026562	\$ 0.00	\$ 27,782.85
12/06	12/09 565101101	SQ BEST CAB LLC 198 - ANCHORAGE AK	\$ 26.10 038645	\$ 0.00	\$ 26.10
12/12	12/13 566099796	UBER TRIP 8005928996 CA	\$ 28.77 029593	\$ 0.00	\$ 28.77
12/12	12/13 566099720	UBER TRIP 8005928996 CA	\$ 5.75 070506	\$ 0.00	\$ 5.75
12/17	12/18 566953070	AMAZON MARK Z91G26N72 SEATTLE WA	\$ 50.46 096512	\$ 5.22 (e)	\$ 55.68

TOTAL CREDITS xxx-xxxx-xxxx-8103

\$ 0.00

TOTAL DEBITS xxx-xxxx-xxxx-8103

\$ 64,564.23

**Card Number xxx-xxxx-xxxx-9986 BAIRD, SHANNON**

11/20	11/21	AMAZON MARK EB1YG3Q13 SEATTLE WA	\$ 75.53	\$ 7.82 (e)	\$ 83.35
	562410416		049540		

TOTAL CREDITS xxx-xxxx-xxxx-9986

\$ 0.00

TOTAL DEBITS xxx-xxxx-xxxx-9986

\$ 83.35

**Card Number xxx-xxxx-xxxx-9601 BULLER, AARON S**

11/20	11/21	HAMMER & WIKAN #5828 PETERSBURG AK	\$ 37.95	\$ 0.00 (e)	\$ 37.95
	562410415		057812		

11/22	11/25	HAMMER & WIKAN, INC. PETERSBURG AK	\$ 32.89	\$ 0.00 (e)	\$ 32.89
	562744634		061045		

11/25	11/26	HAMMER & WIKAN #5828 PETERSBURG AK	\$ 127.37	\$ 0.00 (e)	\$ 127.37
	563110599		043401		

11/25	11/27	HIGH TIDE PARTS PETERSBURG AK	\$ 184.95	\$ 0.00 (e)	\$ 184.95
	563314026		027934		

11/27	11/28	SQ THE SALTY PANTRY PETERSBURG AK	\$ 78.20	\$ 0.00	\$ 78.20
	563499053		076888		

11/27	11/28	SQ GLACIER EXPRESS CA PETERSBURG AK	\$ 50.15	\$ 0.00	\$ 50.15
	563499052		043298		

12/04	12/05	HAMMER & WIKAN #5828 PETERSBURG AK	\$ 51.05	\$ 0.00 (e)	\$ 51.05
	564560333		087916		

12/05	12/06	GRAINGER LAKE FOREST IL	\$ 120.60	\$ 0.00	\$ 120.60
	564868221		002535		

12/06	12/09	WALTER E NELSON CO OF AUBURN WA	\$ 747.12	\$ 31.13	\$ 778.25
	565101021		088430		

12/06	12/09	WALTER E NELSON CO OF AUBURN WA	\$ 611.28	\$ 25.47	\$ 636.75
	565101022		055555		

12/10	12/11	HAMMER & WIKAN #5828 PETERSBURG AK	\$ 14.99	\$ 0.00 (e)	\$ 14.99
	565651183		027841		

12/10	12/11	HAMMER & WIKAN #5828 PETERSBURG AK	\$ 87.43	\$ 0.00 (e)	\$ 87.43
	565651185		068731		

12/10	12/11	HAMMER & WIKAN #5828 PETERSBURG AK	\$ 3.18	\$ 0.00 (e)	\$ 3.18
	565651184		010008		

12/13	12/16	HIGH TIDE PARTS PETERSBURG AK	\$ 21.87	\$ 0.00 (e)	\$ 21.87
	566543447		075827		

12/13	12/16	HAMMER & WIKAN #5828 PETERSBURG AK	\$ 112.32	\$ 0.00 (e)	\$ 112.32
	566543446		086375		

12/16	12/17	AMAZON MKTPL ZX6D49YV1 AMZN.COM/BILL WA	\$ 188.20	\$ 0.00	\$ 188.20
	566664171		080388		

12/16	12/17	AMAZON MKTPL ZX9DJ0YB1 AMZN.COM/BILL WA	\$ 298.99	\$ 0.00	\$ 298.99
	566664170		070313		

12/16	12/17	HAMMER & WIKAN #5828 PETERSBURG AK	\$ 25.56	\$ 0.00 (e)	\$ 25.56
	566664169		094648		

12/18	12/19	STATE SUPPLY COMPANY I 612-2300990 MN	\$ 770.27	\$ 0.00	\$ 770.27
	567165797		072366		

12/18	12/19	SQ GLACIER EXPRESS CA PETERSBURG AK	\$ 4.87	\$ 0.00	\$ 4.87
	567165795		000830		

12/18	12/19 567165796	DMV ONLINE SERVICE ANCHORAGE AK	\$ 10.00 077457	\$ 0.00 (e)	\$ 10.00
12/20	12/20 567361514	AMAZON.COM Z91IQ3JH0 AMZN.COM/BILL WA	\$ 822.96 018997	\$ 0.00	\$ 822.96
			<b>TOTAL CREDITS</b> xxxx-xxxx-xxxx-9601		<b>\$ 0.00</b>
			<b>TOTAL DEBITS</b> xxxx-xxxx-xxxx-9601		<b>\$ 4,458.80</b>
<b>Card Number xxxx-xxxx-xxxx-4710 CABRAL, JAIME</b>					
11/24	11/25 562744555	ENTERPRISE RENT-A-CAR ANCHORAGE AK	\$ 459.53 022891	\$ 0.00	\$ 459.53
12/04	12/05 564560332	RFS ALASKASCHOOLACTAS ANCHORAGE AK	\$ 80.00 090356	\$ 0.00 (e)	\$ 80.00
12/04	12/06 564868219	WASHINGTON MUSIC EDUCA LYNNWOOD WA	\$ 1,088.93 053038	\$ 111.07 (e)	\$ 1,200.00
12/04	12/06 564868218	ALASKA SEAPLANES JUNEAU AK	\$ 175.00 099588	\$ 0.00 (e)	\$ 175.00
12/06	12/09 565100942	TIDES INN PETERSBURG AK	\$ 960.00 072602	\$ 0.00	\$ 960.00
12/06	12/09 565100865	HAMMER & WIKAN, INC. PETERSBURG AK	\$ 402.13 058134	\$ 0.00 (e)	\$ 402.13
12/07	12/10 565453064	PETERSBURG ELKS 1615 PETERSBURG AK	\$ 300.04 093230	\$ 0.00 (e)	\$ 300.04
12/08	12/09 565100941	AVIS ALASKA - INTERNAT ANCHORAGE AK	\$ 309.31 041372	\$ 0.00	\$ 309.31
12/08	12/12 565877824	VAL ASPEN SUITES HOTE ANCHORAGE AK	\$ 255.00 046474	\$ 0.00	\$ 255.00
12/09	12/10 565453063	SEATTLE APRT MARRIOTT SEATTLE WA	\$ 208.13 070587	\$ 0.00	\$ 208.13
12/09	12/10 565453139	TRACKWRESTLING.COM AUSTIN TX	\$ 161.00 030403	\$ 0.00 (e)	\$ 161.00
12/10	12/11 565651105	AMHS JUNEAU RESERVATIO JUNEAU AK	\$ 232.00 025568	\$ 0.00	\$ 232.00
12/11	12/12 565877823	JUNEAU CAR RENTAL JUNEAU AK	\$ 202.33 099386	\$ 0.00 (e)	\$ 202.33
12/13	12/16 566543364	SEATTLE APRT MARRIOTT SEATTLE WA	\$ 2.00 037516	\$ 0.00	\$ 2.00
12/13	12/16 566544558	JUNEAU CAR RENTAL JUNEAU AK	\$ 487.11 088999	\$ 0.00 (e)	\$ 487.11
12/16	12/17 566665359	AIRBNB HMZEJFPQR5 4158005959 CA	\$ 655.99 086534	\$ 56.58 (e)	\$ 712.57
12/17	12/18 566953069	AUSTIN MARRIOTT DOWNTON AUSTIN TX	\$ 771.55 040608	\$ 0.00	\$ 771.55
12/19	12/20 567361513	HAMMER & WIKAN, INC. PETERSBURG AK	\$ 71.91 026925	\$ 0.00 (e)	\$ 71.91
			<b>TOTAL CREDITS</b> xxxx-xxxx-xxxx-4710		<b>\$ 0.00</b>
			<b>TOTAL DEBITS</b> xxxx-xxxx-xxxx-4710		<b>\$ 6,989.61</b>
<b>Card Number xxxx-xxxx-xxxx-1145 CURTISS, NANCY</b>					

11/22	11/25 562744554	JUNEAUJEDC JUNEAU AK	\$ 100.00 016414	\$ 0.00	
12/04	12/05 564560331	BRISK TEACHING LOS ALTOS CA	\$ 99.99 082696	\$ 0.00	\$ 99.99
12/17	12/18 566953068	SMORE.COM PITTSBURGH PA	\$ 179.00 052438	\$ 0.00	\$ 179.00
12/19	12/20 567361512	HAMMER & WIKAN, INC. PETERSBURG AK	\$ 54.37 066676	\$ 0.00 (e)	\$ 54.37

**TOTAL CREDITS** xxxx-xxxx-xxxx-1145 **\$ 0.00**  
**TOTAL DEBITS** xxxx-xxxx-xxxx-1145 **\$ 433.36**

**Card Number xxxx-xxxx-xxxx-6889 JOHNSON MCINTOSH, CARLEE**

11/22	11/25 562744632	CAESARS HOTEL & CASINO LAS VEGAS NV	\$ -15.18 000000	\$ 0.00	\$ -15.18
11/23	11/25 562744633	IN ALASKA SCHOOL NUTR 425-4001602 AK	\$ 130.00 046829	\$ 0.00	\$ 130.00
12/02	12/03 564199545	IN ALASKA SCHOOL NUTR 425-4001602 AK	\$ 130.00 074652	\$ 0.00	\$ 130.00
12/02	12/04 564337883	UNIVERSITY OF ALASKA S JUNEAU AK	\$ 879.48 004089	\$ 0.00 (e)	\$ 879.48
12/02	12/04 564337808	TN SERV FEE ALASKA SOU JEFF IN	\$ 24.24 090246	\$ 1.70 (e)	\$ 25.94
12/05	12/06 564868220	HAMMER & WIKAN, INC. PETERSBURG AK	\$ 263.85 041039	\$ 0.00 (e)	\$ 263.85
12/10	12/11 565651107	UAA BOOKSTORE WEB 907-4508110 AK	\$ 109.88 068282	\$ 0.00 (e)	\$ 109.88
12/12	12/16 566543444	TN SERV FEE ALASKA ANC JEFF IN	\$ 52.47 036914	\$ 3.67 (e)	\$ 56.14
12/12	12/16 566543445	UNIVERSITY OF ALASKA A ANCHORAGE AK	\$ 1,902.96 070281	\$ 0.00 (e)	\$ 1,902.96

**TOTAL CREDITS** xxxx-xxxx-xxxx-6889 **\$ -15.18**  
**TOTAL DEBITS** xxxx-xxxx-xxxx-6889 **\$ 3,498.25**

**Card Number xxxx-xxxx-xxxx-3497 KLUDT-PAINTER, JON**

11/22	11/25 562744551	AMZN MKTP US P41CW85C3 AMZN.COM/BILL WA	\$ 254.85 083663	\$ 0.00	\$ 254.85
11/22	11/25 562744552	AMAZON.COM 200BN1873 AMZN.COM/BILL WA	\$ 39.90 089434	\$ 0.00	\$ 39.90
12/04	12/05 564560251	AK SOC. FO ASTE 2025 ANCHORAGE AK	\$ 517.50 031489	\$ 0.00	\$ 517.50
12/04	12/05 564560254	AK SOC. FO ASTE 2025 ANCHORAGE AK	\$ 517.50 031165	\$ 0.00	\$ 517.50
12/04	12/05 564560176	COSN WASHINGTON DC	\$ 999.06 012178	\$ 59.94 (e)	\$ 1,059.00
12/04	12/05 564560253	AK SOC. FO ASTE 2025 ANCHORAGE AK	\$ 517.50 007837	\$ 0.00	\$ 517.50
12/04	12/05 564560252	AK SOC. FO ASTE 2025 ANCHORAGE AK	\$ 517.50 050411	\$ 0.00	\$ 517.50
12/05	12/06 564868062	AK SOC. FO ASTE 2025 ANCHORAGE AK	\$ 517.50 088072	\$ 0.00	\$ 517.50

12/05	12/06 564868138	AK SOC. FO ASTE 2025 ANCHORAGE AK	\$ 465.75 024534	\$ 0.00	\$ 465.75
12/05	12/06 564868139	AK SOC. FO ASTE 2025 ANCHORAGE AK	\$ 517.50 040438	\$ 0.00	\$ 517.50
12/05	12/06 564868061	AK SOC. FO ASTE 2025 ANCHORAGE AK	\$ 517.50 014585	\$ 0.00	\$ 517.50
12/06	12/06 564868060	APPLE.COM/US 800-676-2775 CA	\$ 47.60 008640	\$ 4.34 (e)	\$ 51.94
12/06	12/09 565100704	USPS.COM CLICKNSHIP 800-3447779 DC	\$ 13.70 097831	\$ 0.00	\$ 13.70
12/06	12/09 565100705	AMZN MKTP US ZR6181HB2 AMZN.COM/BILL WA	\$ 52.99 053068	\$ 0.00	\$ 52.99
12/06	12/09 565100706	AMZN MKTP US ZR5ZZ6AT0 AMZN.COM/BILL WA	\$ 511.53 012291	\$ 0.00	\$ 511.53
12/07	12/09 565100782	AMAZON MARK ZR9T77282 SEATTLE WA	\$ 30.96 087408	\$ 3.20 (e)	\$ 34.16
12/09	12/09 565100786	AK SOC. FO ASTE 2025 ANCHORAGE AK	\$ 25.00 096099	\$ 0.00	\$ 25.00
12/09	12/09 565100862	AK SOC. FO ASTE 2025 ANCHORAGE AK	\$ 25.00 001579	\$ 0.00	\$ 25.00
12/09	12/09 565100785	AK SOC. FO ASTE 2025 ANCHORAGE AK	\$ 25.00 077722	\$ 0.00	\$ 25.00
12/09	12/09 565100864	AK SOC. FO ASTE 2025 ANCHORAGE AK	\$ 25.00 029698	\$ 0.00	\$ 25.00
12/09	12/09 565100784	AK SOC. FO ASTE 2025 ANCHORAGE AK	\$ 25.00 073571	\$ 0.00	\$ 25.00
12/09	12/09 565100783	AK SOC. FO ASTE 2025 ANCHORAGE AK	\$ 25.00 008060	\$ 0.00	\$ 25.00
12/09	12/09 565100863	AK SOC. FO ASTE 2025 ANCHORAGE AK	\$ 25.00 030364	\$ 0.00	\$ 25.00
12/09	12/09 565100861	AK SOC. FO ASTE 2025 ANCHORAGE AK	\$ 25.00 062868	\$ 0.00	\$ 25.00
12/09	12/10 565453062	AMAZON RETA ZR3W12GO1 SEATTLE WA	\$ 511.34 026623	\$ 52.92 (e)	\$ 564.26
12/10	12/11 565651104	HP HP.COM STORE 888-345-5409 CA	\$ 523.58 007646	\$ 0.00	\$ 523.58
12/13	12/16 566544556	WWW.UI.COM NEW YORK NY	\$ 349.02 092745	\$ 30.98 (e)	\$ 380.00
12/13	12/16 566544555	IDVILLE EAST GRAND RA MI	\$ 51.13 033536	\$ 0.00	\$ 51.13
12/13	12/16 566544478	PAYPAL CONNECTIONS 6157270560 TN	\$ 61.77 014330	\$ 0.00	\$ 61.77
12/14	12/16 566544554	APPLE.COM/BILL 866-712-7753 CA	\$ 264.79 052131	\$ 0.00 (e)	\$ 264.79
12/19	12/20 567361511	DOCUSIGN INC. WILMINGTON DE	\$ 1,017.60 090460	\$ 0.00 (e)	\$ 1,017.60

TOTAL CREDITS xxxx-xxxx-xxxx-3497

\$ 0.00

TOTAL DEBITS xxxx-xxxx-xxxx-3497

\$ 9,169.45

11/24	11/25 562744631	AIRBNB HM3TRJD84M 4158005959 CA	\$ 1,257.40 029769	\$ 108.45 (e)	
11/29	12/02 563798574	AMAZON MARK Z318T5E81 SEATTLE WA	\$ 54.64 064079	\$ 5.65 (e)	\$ 60.29
12/01	12/02 563798575	AMAZON MARK Z35R23S71 SEATTLE WA	\$ 23.90 065281	\$ 2.47 (e)	\$ 26.37
12/03	12/04 564337807	AMAZON MARK ZL77R0D10 SEATTLE WA	\$ 40.00 048775	\$ 4.14 (e)	\$ 44.14
12/06	12/09 565100945	AMAZON MARK Z318T5E81 SEATTLE WA	\$ -48.30 000000	\$ -5.00 (e)	\$ -53.30
12/06	12/09 565100944	AMAZON MARK ZR3MH0B92 SEATTLE WA	\$ 90.57 021163	\$ 9.37 (e)	\$ 99.94
12/06	12/09 565100943	PETERSBURG IGA PETERSBURG AK	\$ 113.18 039350	\$ 6.79	\$ 119.97
12/09	12/10 565453140	AMAZON MARK ZR5ZJ8XU1 SEATTLE WA	\$ 84.20 012581	\$ 8.72 (e)	\$ 92.92
12/10	12/11 565651106	AMAZON MARK ZX5BN0HB2 SEATTLE WA	\$ 42.14 020480	\$ 4.36 (e)	\$ 46.50
12/11	12/12 565877825	AMAZON MARK ZX74Q9IU2 SEATTLE WA	\$ 230.31 044098	\$ 23.84 (e)	\$ 254.15
12/12	12/13 566099719	AMAZON MARK ZX7CI25R0 SEATTLE WA	\$ 7.99 005157	\$ 0.83 (e)	\$ 8.82
12/13	12/16 566543366	FORMS FULFILLMENT CENT ELMSFORD NY	\$ 104.09 062366	\$ 0.00	\$ 104.09
12/14	12/16 566543365	AMZN MKTP US Z11DL51P2 AMZN.COM/BILL WA	\$ 109.98 090639	\$ 0.00	\$ 109.98
12/14	12/16 566543367	AMAZON MARK Z16GJ5GT2 SEATTLE WA	\$ 271.62 055173	\$ 28.11 (e)	\$ 299.73
12/15	12/16 566543368	AMAZON MARK ZX5U23981 SEATTLE WA	\$ 355.03 018772	\$ 36.75 (e)	\$ 391.78
12/16	12/17 566665360	HAMMER & WIKAN #5828 PETERSBURG AK	\$ 1,359.83 041885	\$ 0.00 (e)	\$ 1,359.83
12/18	12/19 567165794	AMAZON MARK Z16L00RT0 SEATTLE WA	\$ 269.90 088071	\$ 27.93 (e)	\$ 297.83

**TOTAL CREDITS** xxxx-xxxx-xxxx-9406 **\$ -53.30**  
**TOTAL DEBITS** xxxx-xxxx-xxxx-9406 **\$ 4,682.19**

**Card Number xxxx-xxxx-xxxx-7995 TAYLOR, ROBYN J**

12/11	12/12 565877822	HAMMER & WIKAN #5828 PETERSBURG AK	\$ 157.63 027634	\$ 0.00 (e)	\$ 157.63
12/11	12/13 566099718	PISTON AND RUDDER SERV PETERSBURG AK	\$ 315.90 048149	\$ 0.00 (e)	\$ 315.90
12/11	12/13 566099717	PETERSBURG PETRO ONE PETERSBURG AK	\$ 4.49 040082	\$ 0.00	\$ 4.49
12/12	12/13 566099716	HAMMER & WIKAN #5828 PETERSBURG AK	\$ 92.96 090558	\$ 0.00 (e)	\$ 92.96
12/17	12/18 566952992	SQ GLACIER EXPRESS CA PETERSBURG AK	\$ 271.14 016426	\$ 0.00	\$ 271.14
12/18	12/19 567165718	SQ COMMON GROUNDS, LL PETERSBURG AK	\$ 303.09 084000	\$ 0.00	\$ 303.09

**TOTAL CREDITS** xxxx-xxxx-xxxx-7995 **\$ 0.00**  
**TOTAL DEBITS** xxxx-xxxx-xxxx-7995 **\$ 1,145.21**

**Card Number xxxx-xxxx-xxxx-2408 WARD, IOANA**

11/21	11/25 562744553	PETERSBURG IGA PETERSBURG AK	\$ 79.50 023722	\$ 4.76	\$ 84.26
12/02	12/04 564337806	PETERSBURG IGA PETERSBURG AK	\$ 66.40 073563	\$ 3.98	\$ 70.38
12/04	12/05 564560255	AMAZON MKTPL ZL1UE37Z0 AMZN.COM/BILL WA	\$ 47.91 079092	\$ 0.00	\$ 47.91
12/04	12/06 564868141	PETERSBURG IGA PETERSBURG AK	\$ 9.82 044810	\$ 0.58	\$ 10.40
12/04	12/06 564868140	PETERSBURG IGA PETERSBURG AK	\$ 19.71 078675	\$ 1.18	\$ 20.89
12/05	12/06 564868142	HAMMER & WIKAN, INC. PETERSBURG AK	\$ 33.37 095764	\$ 0.00 (e)	\$ 33.37
12/13	12/16 566544557	AMAZON MKTPL ZX3CH9SZ0 AMZN.COM/BILL WA	\$ 31.98 008589	\$ 0.00	\$ 31.98
12/17	12/19 567165793	PETERSBURG IGA PETERSBURG AK	\$ 50.10 094593	\$ 3.00	\$ 53.10

**TOTAL CREDITS** xxxx-xxxx-xxxx-2408 **\$ 0.00**  
**TOTAL DEBITS** xxxx-xxxx-xxxx-2408 **\$ 352.29**

**Card Number xxxx-xxxx-xxxx-0225 WORHATCH, CENA**

11/22	11/25 562744476	SQ GLACIER EXPRESS CA PETERSBURG AK	\$ 128.31 049019	\$ 0.00	\$ 128.31
11/25	11/26 563111772	SQ EL ZARAPE LLC PETERSBURG AK	\$ 337.24 064170	\$ 0.00	\$ 337.24
11/25	11/26 563111771	HAMMER & WIKAN, INC. PETERSBURG AK	\$ 45.30 041600	\$ 0.00 (e)	\$ 45.30
12/03	12/04 564337805	TEACHERSPAYTEACHERS.CO 6465880910 CA	\$ 71.63 010860	\$ 0.00 (e)	\$ 71.63
12/05	12/05 564560175	TEACHERSPAYTEACHERS.CO 6465880910 CA	\$ 10.60 081669	\$ 0.00 (e)	\$ 10.60

**TOTAL CREDITS** xxxx-xxxx-xxxx-0225 **\$ 0.00**  
**TOTAL DEBITS** xxxx-xxxx-xxxx-0225 **\$ 593.08**

# Investment Report

Shannon Baird, Finance Director  
January 2025 Regular School Board Meeting

## FY25 Quarter 2

### AMLIP Series I

- Realized \$7,483.93 in revenue during quarter two of FY25.

### AMLIP Series II

- Realized \$3.64 in revenue during quarter two of FY25.
- Additionally had an unrealized gain on investment of \$5,944.96 in quarter two of FY25.
- Total value increase of \$5,948.60

Please see attached

## FY25 Overview

- Our interest rates have decreased from FY25 Q1. See the AMLIP quarterly newsletter attached for details, investment fund recaps, and a 5-Year Money Market Comparison.
- Our new(as of FY24 Q4) investments are still earning a lot, but they will be more volatile and follow market trends. In a bad year we should still be earning more than FY23 and prior. However, we should not expect our current interest rates to continue perpetually.
- See yearly interest revenue comparison below.

	<b>FY2025</b>	<b>FY2024</b>	<b>FY2023</b>	<b>FY2022</b>
<b>Q1</b>	\$15,005.34	\$260.30	\$200.23	\$159.70
<b>Q2</b>	\$13,432.53	\$260.36	\$260.09	\$159.73
<b>Q3</b>		\$219.92	\$257.07	\$158.00
<b>Q4</b>		\$12,125.64	\$258.69	\$158.91
<b>TOTAL</b>		<b>\$12,866.22</b>	<b>\$976.08</b>	<b>\$636.34</b>

---

Petersburg School District

---

Cash Balances

Fiscal Year: 2024-2025

Date Range: 10/01/2024 - 12/31/2024

Account Number	Title	Beginning Balance	Increases Debits	Decreases Credits	Cash Balance
100.000.000.000.621	AMLIP SERIES I INVESTMENT	628,623.31	7,483.93	0.00	636,107.24
		<u>628,623.31</u>	<u>7,483.93</u>	<u>0.00</u>	<u>636,107.24</u>
		628,623.31	7,483.93	0.00	636,107.24

End of Report

Petersburg School District

Reprint Deposit Listing

Fiscal Year: 2024-2025

Criteria:

Bank Account: AMLIP SERIES I INVESTMENT XX01761      From Date: 10/01/2024      To Date: 12/31/2024  
 From Deposit:      To Deposit:

Deposit Number	Date	Memo	Cash/Other	Checks/Credit	Deposit Total	Cleared?	Clear Date	Void Date
7	10/01/2024	OCTOBER 2024 INTEREST - AMLIP 1	\$2,576.77	\$0.00	\$2,576.77	<input checked="" type="checkbox"/>	10/31/2024	
8	11/01/2024	NOVEMBER 2024 INTERST - AMLIP 1	\$2,540.07	\$0.00	\$2,540.07	<input checked="" type="checkbox"/>	11/30/2024	
9	12/01/2024	DECEMBER 2024 INTEREST - AMLIP 1	\$2,367.09	\$0.00	\$2,367.09	<input checked="" type="checkbox"/>	12/31/2024	
Total Deposits :		3	Total Amount:	\$7,483.93	\$0.00	\$7,483.93		
End of Report								

---

Petersburg School District

---

Cash Balances

Fiscal Year: 2024-2025

Date Range: 10/01/2024 - 12/31/2024

Account Number	Title	Beginning Balance	Increases Debits	Decreases Credits	Cash Balance
100.000.000.000.622	AMLIP SERIES II INVESTMENT	513,521.97	5,948.60	0.00	519,470.57
		<u>513,521.97</u>	<u>5,948.60</u>	<u>0.00</u>	<u>519,470.57</u>

End of Report

Petersburg School District

Reprint Deposit Listing

Fiscal Year: 2024-2025

Criteria:

Bank Account: AMLIP SERIES II INVESTMENT XX01762      From Date: 10/01/2024      To Date: 12/31/2024  
 From Deposit:      To Deposit:

Deposit Number	Date	Memo	Cash/Other	Checks/Credit	Deposit Total	Cleared?	Clear Date	Void Date
10	10/01/2024	OCT 2024 INTEREST/GAIN - AMLIP 2	\$2,110.71	\$0.00	\$2,110.71	<input checked="" type="checkbox"/>	10/31/2024	
11	11/01/2024	NOV 2024 INTEREST/GAIN - AMLIP 2	\$1,871.02	\$0.00	\$1,871.02	<input checked="" type="checkbox"/>	11/30/2024	
12	12/01/2024	DEC 2024 INTEREST/GAIN - AMLIP 2	\$1,966.87	\$0.00	\$1,966.87	<input checked="" type="checkbox"/>	12/31/2024	
Total Deposits :		3	Total Amount:	\$5,948.60	\$0.00	\$5,948.60		

End of Report

SHARE:

[Join Our Email List](#)

[View as Webpage](#)



Safeguarding public investments for over 30 years

[WWW.AMLIP.ORG](http://WWW.AMLIP.ORG)

## Quarterly Letter: Land of Confusion

Publication produced by KeyBank Institutional Advisors

The Federal Open Market Committee voted to cut interest rates by 0.25%, setting the benchmark federal funds rate target range at 4.25% to 4.50%. The interest on reserve balances and the discount rate were also adjusted lower by 0.25%. With these actions, the Fed now has lowered interest rates by a cumulative total of 100 basis points (1.00%) in the past three months.

The accompanying statement received only a slight adjustment with the addition of “the extent and timing of” into the sentence discussing future policy. The revised sentence now reads: “In considering the extent and timing of additional adjustments to the target range for the federal funds rate, the Committee will carefully assess incoming data, the evolving outlook, and the balance of risks.” This addition opens the door for the possibility of alternating decisions at future meetings (e.g., cut-pause-cut-pause), or possibly an outright pause of future rate cuts.

The bigger change came in the form of several notable shifts in the SEP (the Fed’s own economic projections) which were more dramatic than expected. The median year-end projections for interest rates for 2025 and 2026 rose by 0.50% each, implying two fewer rate cuts over that time frame than the Fed had forecasted three months ago in September. The longer-run projection for interest rates was also revised up to 3.00% – a level last seen in 2017/2018.

Although the shift is a bit larger than economists anticipated, the revisions are at least directionally consistent with the changes that the Committee has made over the past year. However, the decrease in interest rate cuts conflicts with the Committee's economic forecasts, which show higher near-term growth, higher near-term inflation, and lower near-term unemployment. At this stage, it is unclear why more rate cuts were not taken out of their projections, or the longer-run dot was not revised higher, given this context. This seems to indicate that the Committee will tolerate above-target inflation for even longer than previously communicated.

The projection for real GDP growth for year-end 2024 was adjusted higher to 2.5% from 2.0%, reflecting the momentum seen recently in the data and is going to carry through to 2025 as well. The Unemployment Rate projection was revised down 0.2% in 2024 and 0.1% in 2025. The projections for Headline PCE inflation were revised up 0.1% to 2.4% for 2024 and up 0.4% to 2.5% for 2025. Finally, projections for Core PCE inflation were also revised up 0.2% in 2024, 0.3% in 2025 and 0.2% in 2026.

Nothing in the forecasts really sticks out here, but it is difficult to understand why there weren't bigger shifts. The bottom line is that the Committee does not expect to continue with aggressive rate cuts and will proceed cautiously while assessing the incoming economic data releases.

In light of the Fed's more cautious approach to future rate cuts, investors should reassess their portfolios. Continued emphasis on diversification and a bias toward higher credit quality will help navigate the evolving economic landscape and uncertainty as to the direction of fiscal policy with the incoming administration.

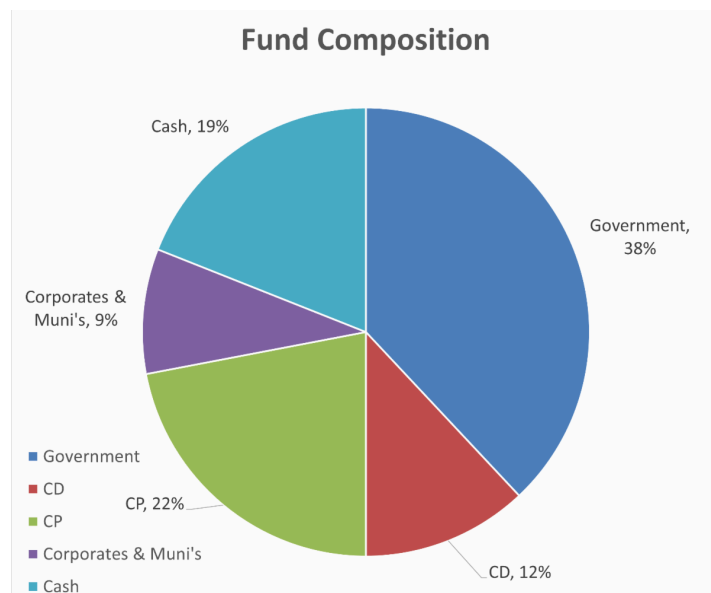
Any opinions, projections or recommendations in this report are subject to change without notice and are not intended as individual investment advice. The information in this letter is based on data obtained from recognized sources and is believed to be reliable. Past performance is not indicative of future results.

**INVESTMENTS ARE: NOT FDIC INSURED. NOT BANK GUARANTEED. MAY LOSE VALUE. NOT A DEPOSIT. NOT INSURED BY ANY FEDERAL OR STATE GOVERNMENT AGENCY**

## Series I Recap

The month opened with a \$842,958,013 share balance and closed with a balance of \$831,156,028. The seven-day effective yield ended the month at 4.44%. The monthly seven-day average effective yield for the month was 4.50%. Average maturity ended the month at 11 days.

At the end of the month, the Series I portfolio had 19% of its portfolio assets allocated to overnight



investments/cash, corporate securities made up 9% of the assets, Commercial Paper represented 22%, CDs represented 12%, and Treasury & Agency represented 38%.

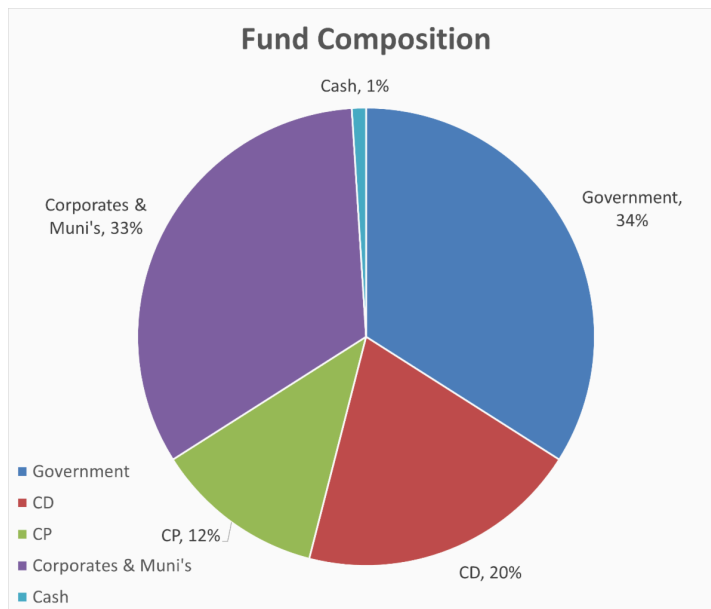
Data: KeyBank, NA

### Series I Fact Sheet

## Series II Recap

The month opened with a \$57,209,243 share balance and closed with a balance of \$57,492,738. The thirty-day SEC yield ended the month at 4.56%.

At the end of the month, the Series II portfolio had 1% of its portfolio assets allocated to overnight investments/cash, corporate securities made up 33% of the assets, Commercial Paper represented 12%, CDs represented 20%, and Treasury & Agency represented 34%.

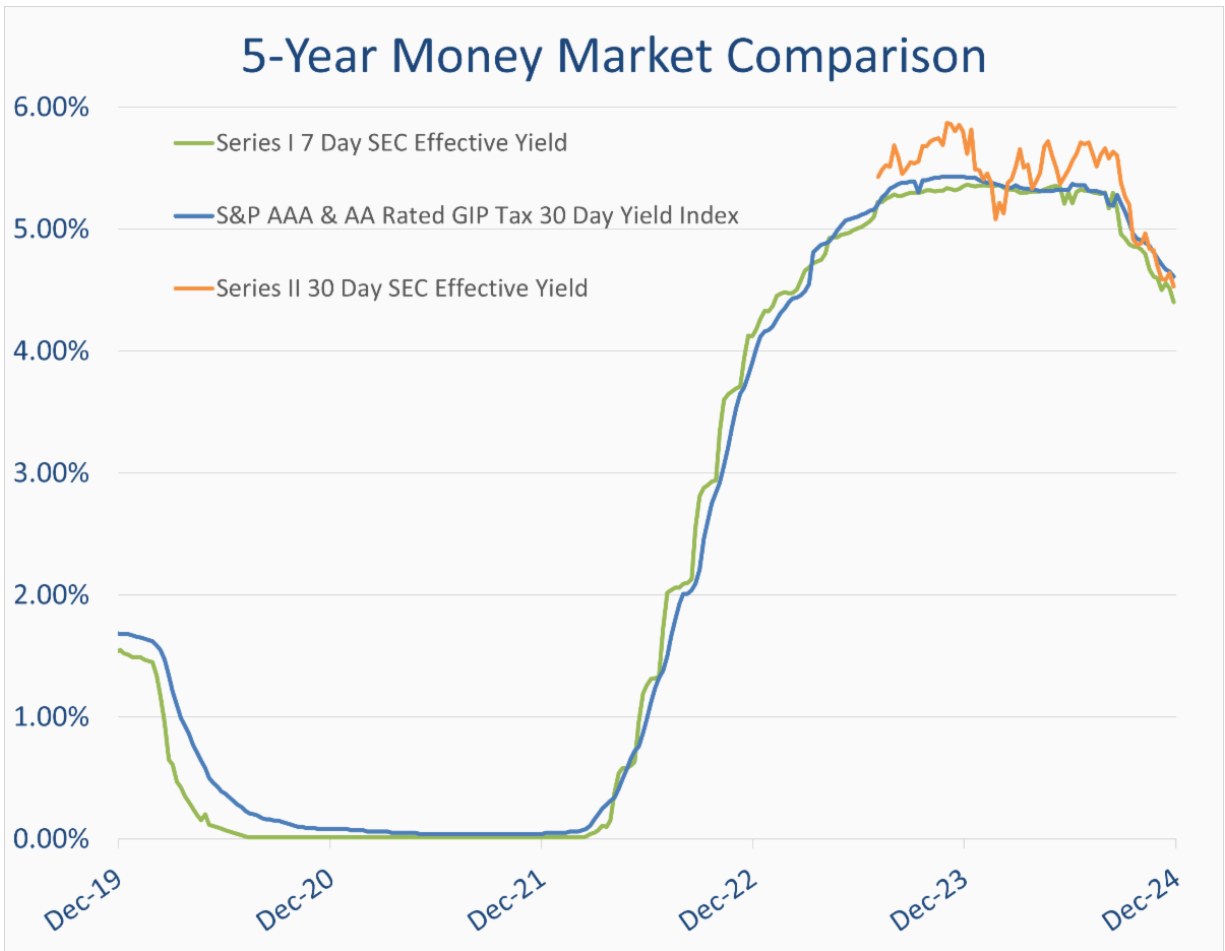


Data: KeyBank, NA

### SERIES II Fact Sheet

## Comparisons

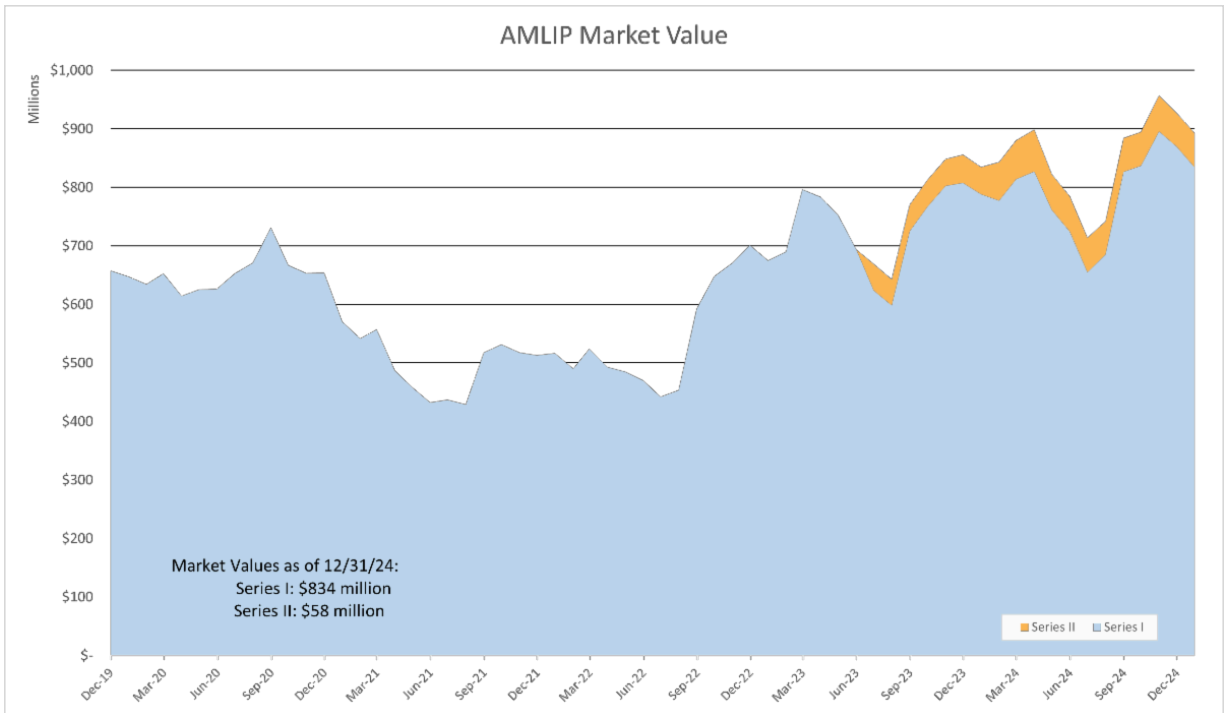
On December 27th, 2024, the S&P AAA & AA Rated GIP Tax 30 Day Yield Index was 4.61%, the Series I Pool's 7-day SEC effective rate was 4.40%, and the Series II Pool's 30-day SEC effective rate was 4.53%. *All Pool rates are quoted net of fees and expenses.*



Data: KeyBank, NA & S&P

Portfolio Comparison

## AMLIP Market Values



**WWW.AMLIP.ORG**

## AMLIP Board Members

**Cheyenne Heindel - President**  
 Matanuska-Susitna Borough

**Angie Flick - Vice President**  
 City & Borough of Juneau

**Melissa Haley**  
 City & Borough of Sitka

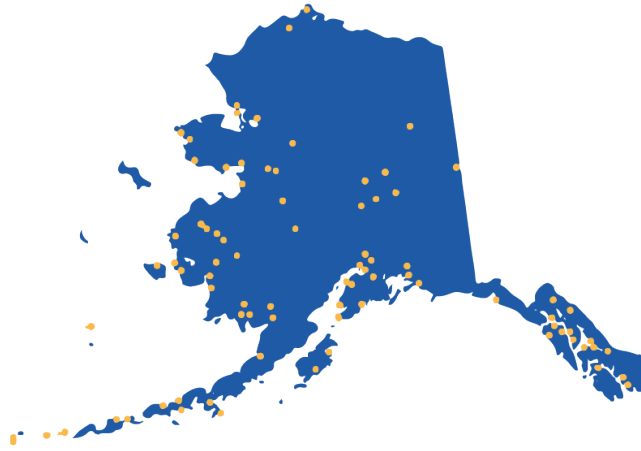
**Jody Tow - Treasurer**  
 Petersburg Borough

**Mason Villarma**  
 City & Borough of Wrangell

**Brennan Hickok**  
 AMLJIA

**Kris Erchinger**  
 City of Whittier

**Nils Andreassen - Executive Director**  
 Alaska Municipal League



## AMLIP Membership

If any of your local school districts or municipal agencies are interested in enrolling, please reach out to [info@amlip.org](mailto:info@amlip.org).

### 89 Members Representing 228 Total Accounts

Adak, City of	Fairbanks, City of	Nulato, City of
AIDEA	False Pass, City of	Old Harbor, City of
Akutan, City of	Fort Yukon, City of	Palmer, City of
Alaska Association of Municipal Clerks	Galena, City of	Pelican City School District
Alaska Govt Finance Officers Association	Gustavus, City of	Pelican, City of
Alaska Municipal League	Haines, City and Borough	Petersburg School District
Alaska Municipal Management Association	Homer, City of	Petersburg Borough
Aleknagik, City of	Hoonah, City of	Pilot Station, City of
Aleutians East Borough	Huslia, City of	Pribilof School District
AML/JIA	Juneau, City and Borough	Quinhagak, City of
Angoon, City of	Kachemak, City of	Sand Point, City of
Annette Island School District	Kake City School District	Selawik, City of
Atka, City of	Kenai Peninsula Borough	Seldovia, City of
Atkasuk, City of	Kenai, City of	Seward, City of
Bethel, City of	Ketchikan Gateway Borough	Sitka, City and Borough
Brevig Mission, City of	King Cove, City of	Soldotna, City of
Bristol Bay Borough	Kodiak Island Borough	Southwest Alaska Municipal Conference
Chevak, City of	Kodiak, City of	St. Paul, City of
Chuathbaluk, City of	Kotzebue, City of	Tenakee Springs, City of
Cold Bay, City of	Koyuk, City of	Toksook Bay
Cordova, City of	Manakotak, City of	Unalakleet, City of
Delta Junction, City of	Marshall, City of	Unalaska, City of
Denali Borough	Matanuska-Susitna Borough	Upper Kalskag, City of
Dillingham, City of	McGrath, City of	Utqiagvik, City of
Eagle, City of	Mekoryuk, City of	Wasilla, City of
Eek, City of	Mekoryuk, Village of	Whale Pass, City of
Egegik, City of	New Stuyahok, City of	Whittier, City of
Elim, City of	Nome, City of	Wrangell School District
	North Pole, City of	Wrangell, City and Borough
	Northwest Arctic Borough	Yakutat, City and Borough
	Nulato, City of	
	Old Harbor, City of	

Fairbanks North Star  
Borough

**Account information:**

**Brian Crosby**

Vice President and Sr. Relationship  
Manager  
216-689-5190  
[brian\\_crosby@keybank.com](mailto:brian_crosby@keybank.com)

**Kris Nedwick**

Vice President and Sr. Relationship  
Manager  
907-564-0409  
[kris\\_nedwick@keybank.com](mailto:kris_nedwick@keybank.com)

**Investment Related Questions:**

**Blake Phillips**

Director of Institutional Solutions  
907-646-3505  
[blake@apcm.net](mailto:blake@apcm.net)

**Lindsey Cashman**

Client Relationship Manager  
(907) 646-3532  
[lindsey@apcm.net](mailto:lindsey@apcm.net)



*Click to subscribe for the latest news and updates from the Alaska  
Municipal League Investment Pool.*

Alaska Municipal League Investment Pool | One Sealaska Plaza Suite 302 | Juneau, AK  
99801 US

[Unsubscribe](#) | [Update Profile](#) | [Constant Contact Data Notice](#)



Try email marketing for free today!

# Regular Meeting

Tuesday, December 17, 2024 5:30 PM

MS/HS Library, 109 Charles W St, Petersburg, AK 99833

Carey Case: Present  
Sarah Holmgrain: Present  
Katie Holmlund: Present  
Niccole Olsen: Present  
Kari Petersen: Present

## 1. CALL TO ORDER

**Discussion:** Meeting was called to order by President Holmgrain at 5:30pm

## 2. DETERMINE QUORUM

**Discussion:** A quorum was present

## 3. PLEDGE OF ALLEGIANCE

**Discussion:** President Holmgrain led the group in the pledge of Allegiance.

## 4. APPROVAL OF AGENDA

### Action(s):

Approve agenda as written. This motion, made by Sarah Holmgrain and seconded by Katie Holmlund, Passed.

### Voting Detail:

Carey Case: Yea

Sarah Holmgrain: Yea

Katie Holmlund: Yea

Niccole Olsen: Yea

Kari Petersen: Yea

**Voting Summary:** Yea: 5, Nay: 0

## 5. STUDENT PRESENTATION

**Discussion:** Heidi Brantuas and Torey Fry spoke about the music program and how important it was in their lives.

## 6. STUDENT REPRESENTATIVE REPORT

**Discussion:** Heidi presented about Student matters highlighting the ASB helping with the Student Pantry.

## 7. CORRESPONDENCE

**Discussion:** None

## 8. COMMENTS FROM AUDIENCE UNRELATED TO AGENDA ITEMS

**Discussion:** None

## 9. COMMENTS FROM AUDIENCE RELATED TO AGENDA ITEMS

**Discussion:** None

## 10. COMMENTS FROM BOARD MEMBERS

**Discussion:** None

## 11. CONSENT AGENDA

**Action(s):**

Approve Consent Agenda. This motion, made by Sarah Holmgrain and seconded by Niccole Olsen, Passed.

**Voting Detail:**

Carey Case: Yea  
Sarah Holmgrain: Yea  
Katie Holmlund: Yea  
Niccole Olsen: Yea  
Kari Petersen: Yea

**Voting Summary:** Yea: 5, Nay: 0

- 11.1. NOV, 2024, Monthly accounting report, bills, payroll, and electronic fund transfers, Fundraised Student Activities Summary Report and P-Card statements in the amount of \$873,612.99
- 11.2. NOV, 19, 2024, regular board meeting minutes
- 11.3. Personnel Action Report

**12. ADMINISTRATIVE REPORTS**

- 12.1. Superintendent's Report **Presenter:** Superintendent Taylor  
**Discussion:** See Attached
- 12.2. Elementary Principal's Report **Presenter:** Principal Heather Conn  
**Discussion:** See Attached
- 12.3. MS/HS Principal's Report **Presenter:** Principal Brad King  
**Discussion:** See Attached
- 12.4. Director of Activities Report  
**Discussion:** See Attached
- 12.5. Director of Special Education / Testing Coordinator Report  
**Discussion:** See Attached
- 12.6. Director of Facilities and Maintenance Report **Presenter:** Aaron Buller  
**Discussion:** See Attached
- 12.7. Director of Nutrition Services Report  
**Discussion:** See Attached
- 12.8. Director of Technology Report  
**Discussion:** See Attached

**13. SCHOOL BOARD COMMITTEE REPORTS**

**Discussion:** None

**14. SPECIAL RECOGNITION - Brian Anderson**

**Discussion:** Brian Anderson was recognized for his 37 years of service to the district.

**15. OLD BUSINESS**

**Discussion:** None

**16. NEW BUSINESS**

- 16.1. Action: FY 2025 Winter Budget Revision  
**Action(s):**  
Approve the FY25 budget revision as presented.  
This motion, made by Sarah Holmgrain and seconded

by Carey Case, Passed.

**Voting Detail:**

Carey Case: Yea  
Sarah  
Holmgrain: Yea  
Katie Holmlund: Yea  
  
Niccole Olsen: Yea  
  
Kari Petersen: Yea

**Voting Summary:** Yea: 5, Nay: 0

16.2. Action: Board Policies in First Reading

**Action(s):**

Approve the changes to BP 5040, AR 5121 and AR 5127 in first reading. This motion, made by Sarah Holmgrain and seconded by Carey Case, Passed.

**Voting Detail:**

Carey Case: Yea  
Sarah  
Holmgrain: Yea  
Katie Holmlund: Yea  
  
Niccole Olsen: Yea  
  
Kari Petersen: Yea

**Voting Summary:** Yea: 5, Nay: 0

17. **ADDITIONAL COMMENTS FROM BOARD MEMBERS**

**Discussion:** None

18. **UPCOMING DATES AND MEETING ANNOUNCEMENTS**

19. **FUTURE AGENDA ITEMS**

**Discussion:** Policies in 2nd reading, Contracts

20. **OTHER NEW BUSINESS**

**Discussion:** None

21. **ADJOURNMENT**

**Action(s):**

Adjourn. This motion, made by Sarah Holmgrain and seconded by Katie Holmlund, Passed.

**Voting Detail:**

Carey Case: Yea  
Sarah  
Holmgrain: Yea  
Katie Holmlund: Yea  
  
Niccole Olsen: Yea  
  
Kari Petersen: Yea

**Voting Summary:** Yea: 5, Nay: 0

**Discussion:** Meeting was adjourned at 6:41pm

---

Board Secretary

# Petersburg School District

## Revenue Report

Summary Only    From Date: 11/1/2024    To Date: 11/30/2024

Fiscal Year: 2024-2025

Account Number / Description	Budget	Range To Date	YTD	Uncollected Balance	% Remaining
Fund: 100      GENERAL FUND					
100.000.000.000.011 BOROUGH DIRECT APPROPRIATIONS	\$3,400,000.00	\$283,333.00	\$1,416,665.00	\$1,983,335.00	58.33%
100.000.000.000.031 INTEREST	\$39,025.00	\$4,409.85	\$15,089.34	\$23,935.66	61.33%
100.000.000.000.032 GAIN ON INVESTMENT UNREALIZED	\$0.00	\$1.24	\$9,014.57	(\$9,014.57)	0.00%
100.000.000.000.040 OTHER LOCAL REVENUES	\$35,000.00	\$0.00	\$37,478.22	(\$2,478.22)	-7.08%
100.000.000.000.043 STUDENT ACTIVITY REVENUE	\$71,045.00	\$3,105.65	\$32,321.36	\$38,723.64	54.51%
100.000.000.000.044 STUDENT CLASS FEES	\$10,000.00	\$105.00	\$9,039.75	\$960.25	9.60%
100.000.000.000.045 STUDENT TECH FEE REVENUE	\$12,725.00	(\$111.50)	\$11,661.00	\$1,064.00	8.36%
100.000.000.000.046 LOCAL RENATL REVENUE	\$5,000.00	\$0.00	\$80.00	\$4,920.00	98.40%
100.000.000.000.047 E-RATE REVENUE	\$87,160.00	\$7,263.20	\$29,052.80	\$58,107.20	66.67%
100.000.000.000.051 FOUNDATION PROGRAM	\$5,556,459.00	\$931,672.00	\$2,960,292.00	\$2,596,167.00	46.72%
100.000.000.000.056 TRS ON-BEHALF PAYMENTS	\$611,166.00	\$0.00	\$0.00	\$611,166.00	100.00%
100.000.000.000.057 PERS ON-BEHALF PAYMENTS	\$72,052.00	\$0.00	\$0.00	\$72,052.00	100.00%
100.000.000.000.090 OTHER STATE REVENUES	\$21,358.00	\$0.00	\$0.00	\$21,358.00	100.00%
Fund 100 Total:	\$9,920,990.00	\$1,229,778.44	\$4,520,694.04	\$5,400,295.96	54.43%
Grand Total:	\$9,920,990.00	\$1,229,778.44	\$4,520,694.04	\$5,400,295.96	54.43%

End of Report

# Petersburg School District

## Expenditure Budget Balance Report

 Summary Only

From Date: 11/1/2024

To Date: 11/30/2024

Fiscal Year: 2024-2025

Budget Balance

Account Number / Description	Budget	Range To Date	YTD	Balance	Encumbrance	% Remaining Bud
Fund: 100 GENERAL FUND						
100.100.100.000.315 CERTIFICATED TEACHER	\$795,184.37	\$62,227.23	\$245,766.18	\$549,418.19	\$498,317.85	\$51,100.34 6.43%
100.100.100.000.329 HS REG INSTRUCTION SUB	\$36,000.00	\$6,514.88	\$8,014.88	\$27,985.12	\$0.00	\$27,985.12 77.74%
100.100.100.000.363 WORKERS COMPENSATION	\$4,166.73	\$331.58	\$1,223.74	\$2,942.99	\$2,360.23	\$582.76 13.99%
100.100.100.000.364 INSURANCE-HEALTH/LIFE	\$167,007.36	\$15,572.59	\$61,648.26	\$105,359.10	\$123,508.41	(\$18,149.31) -10.87%
100.100.100.000.365 RETIREMENT CONTRIBUTION-TRS	\$227,343.21	\$7,814.33	\$30,857.71	\$196,485.50	\$59,723.36	\$136,762.14 60.16%
100.100.100.000.367 MEDICARE TAX	\$12,052.17	\$951.38	\$3,495.95	\$8,556.22	\$6,728.13	\$1,828.09 15.17%
100.100.100.000.368 SOCIAL SECURITY TAX	\$2,232.00	\$228.78	\$292.33	\$1,939.67	\$0.00	\$1,939.67 86.90%
100.100.100.000.369 ATP TEIR 3 RETIREMENT MATCH	\$4,500.00	\$0.00	\$0.00	\$4,500.00	\$0.00	\$4,500.00 100.00%
100.100.100.000.426 STUDENT TRANSPORTATION	\$2,600.00	\$0.00	\$0.00	\$2,600.00	\$0.00	\$2,600.00 100.00%
100.100.100.000.450 FRESHMAN LAPTOP COMPUTERS	\$12,000.00	\$0.00	\$0.00	\$12,000.00	\$0.00	\$12,000.00 100.00%
100.100.100.000.451 GENERAL HS TEACHING SUPPLIES	\$6,500.00	\$0.00	\$764.30	\$5,735.70	\$0.00	\$5,735.70 88.24%
100.100.100.000.474 HS CURRICULUM ADOPTION	\$15,000.00	\$0.00	\$149.00	\$14,851.00	\$0.00	\$14,851.00 99.01%
100.100.100.000.476 HS COPIER SUPPLIES	\$12,320.00	\$212.45	\$9,276.05	\$3,043.95	\$0.00	\$3,043.95 24.71%
100.100.100.000.479 HS TEACHER OTHER SUPPLIES AND MAT	\$600.00	\$89.17	\$424.63	\$175.37	\$41.50	\$133.87 22.31%
100.100.100.000.491 HS DUES AND FEES	\$10,000.00	\$555.00	\$4,980.00	\$5,020.00	\$0.00	\$5,020.00 50.20%
100.100.100.401.451 HS ENGLISH SUPPLIES	\$900.00	\$0.00	\$0.00	\$900.00	\$0.00	\$900.00 100.00%
100.100.100.402.451 HS MATH SUPPLIES	\$700.00	\$0.00	\$0.00	\$700.00	\$0.00	\$700.00 100.00%
100.100.100.403.451	\$2,500.00	\$170.34	\$170.34	\$2,329.66	\$0.00	\$2,329.66

## Petersburg School District

### Expenditure Budget Balance Report

 Summary Only

From Date: 11/1/2024

To Date: 11/30/2024

Fiscal Year: 2024-2025

Budget Balance

Account Number / Description	Budget	Range To Date	YTD	Balance	Encumbrance	% Remaining Bud
HS SCIENCE SUPPLIES						93.19%
100.100.100.404.451	\$700.00	\$75.98	\$255.77	\$444.23	\$0.00	\$444.23
HS SOCIAL STUDIES SUPPLIES						63.46%
100.100.100.407.451	\$500.00	\$0.00	\$0.00	\$500.00	\$0.00	\$500.00
HS PE SUPPLIES						100.00%
100.100.100.408.451	\$1,900.00	\$0.00	\$700.20	\$1,199.80	\$0.00	\$1,199.80
HS MUSIC SUPPLIES						63.15%
100.100.100.413.451	\$500.00	\$0.00	\$62.57	\$437.43	\$0.00	\$437.43
HS SPANISH SUPPLIES						87.49%
100.100.100.421.451	\$600.00	\$0.00	\$597.77	\$2.23	\$0.00	\$2.23
HS ART/JEWELRY/PHOTO SUPPLIES						0.37%
100.100.160.000.315	\$102,682.10	\$8,495.75	\$33,983.00	\$68,699.10	\$67,966.00	\$733.10
CERTIFICATED TEACHER						0.71%
100.100.160.000.329	\$1,500.00	\$0.00	\$0.00	\$1,500.00	\$0.00	\$1,500.00
HS CTE SUB						100.00%
100.100.160.000.363	\$522.26	\$40.65	\$162.60	\$359.66	\$325.20	\$34.46
WORKERS COMPENSATION						6.60%
100.100.160.000.364	\$30,492.48	\$2,541.04	\$10,164.16	\$20,328.32	\$20,328.32	\$0.00
INSURANCE-HEALTH/LIFE						0.00%
100.100.160.000.365	\$29,356.81	\$1,067.07	\$4,268.28	\$25,088.53	\$8,536.55	\$16,551.98
RETIREMENT CONTRIBUTION-TRS						56.38%
100.100.160.000.367	\$1,510.64	\$113.98	\$455.92	\$1,054.72	\$911.83	\$142.89
MEDICARE TAX						9.46%
100.100.160.000.368	\$93.00	\$0.00	\$0.00	\$93.00	\$0.00	\$93.00
SOCIAL SECURITY TAX						100.00%
100.100.160.406.451	\$500.00	\$0.00	\$0.00	\$500.00	\$0.00	\$500.00
AQUACULTURE SUPPLIES						100.00%
100.100.160.450.451	\$6,300.00	\$651.20	\$1,064.12	\$5,235.88	\$608.14	\$4,627.74
CULINARY SUPPLIES						73.46%
100.100.160.455.451	\$2,000.00	\$0.00	\$0.00	\$2,000.00	\$1,000.00	\$1,000.00
FOOD SCIENCE/CULINARY						50.00%
100.100.160.460.451	\$2,000.00	\$404.67	\$598.82	\$1,401.18	\$0.00	\$1,401.18
SHOP SUPPLIES						70.06%
100.100.200.000.315	\$82,411.99	\$7,870.90	\$31,483.60	\$50,928.39	\$47,225.40	\$3,702.99
CERTIFICATED TEACHER						4.49%
100.100.200.000.323	\$138,043.77	\$14,323.56	\$42,739.64	\$95,304.13	\$121,277.79	(\$25,973.66)

Petersburg School District

Expenditure Budget Balance Report

Summary Only

From Date: 11/1/2024

To Date: 11/30/2024

Fiscal Year: 2024-2025

Budget Balance

Account Number / Description	Budget	Range To Date	YTD	Balance	Encumbrance	% Remaining Bud
AIDES						-18.82%
100.100.200.000.329	\$14,000.00	\$165.75	\$850.00	\$13,150.00	\$0.00	\$13,150.00
HS SPED SUB						93.93%
100.100.200.000.363	\$1,175.33	\$111.46	\$374.90	\$800.43	\$707.00	\$93.43
WORKERS COMPENSATION						7.95%
100.100.200.000.364	\$121,399.68	\$9,471.23	\$27,596.17	\$93,803.51	\$47,763.14	\$46,040.37
INSURANCE-HEALTH/LIFE						37.92%
100.100.200.000.365	\$23,561.59	\$1,026.27	\$4,105.08	\$19,456.51	\$6,157.62	\$13,298.89
RETIREMENT CONTRIBUTION-TRS						56.44%
100.100.200.000.366	\$36,940.51	\$2,457.30	\$6,552.63	\$30,387.88	\$20,954.99	\$9,432.89
RETIREMENT CONTRIBUTION-PERS						25.54%
100.100.200.000.367	\$3,399.61	\$307.87	\$1,049.19	\$2,350.42	\$1,982.54	\$367.88
MEDICARE TAX						10.82%
100.100.200.000.368	\$868.00	\$208.99	\$859.09	\$8.91	\$1,046.34	(\$1,037.43)
SOCIAL SECURITY TAX						-119.52%
100.100.200.000.369	\$500.00	\$0.00	\$0.00	\$500.00	\$0.00	\$500.00
ATP TEIR 3 RETIREMENT MATCH						100.00%
100.100.200.000.451	\$500.00	\$0.00	\$500.00	\$0.00	\$0.00	\$0.00
HS SPED SUPPLIES						0.00%
100.100.300.000.315	\$88,699.55	\$7,142.58	\$31,276.32	\$57,423.23	\$58,792.68	(\$1,369.45)
CERTIFICATED TEACHER						-1.54%
100.100.300.000.329	\$800.00	\$0.00	\$2,200.00	(\$1,400.00)	\$0.00	(\$1,400.00)
SUBSTITUTES/TEMPORARIES						-175.00%
100.100.300.000.363	\$448.66	\$35.61	\$165.92	\$282.74	\$289.93	(\$7.19)
WORKERS COMPENSATION						-1.60%
100.100.300.000.364	\$3,000.00	\$300.00	\$1,200.00	\$1,800.00	\$1,800.00	\$0.00
INSURANCE-HEALTH/LIFE						0.00%
100.100.300.000.365	\$25,359.20	\$897.11	\$3,928.31	\$21,430.89	\$6,959.92	\$14,470.97
RETIREMENT CONTRIBUTION-TRS						57.06%
100.100.300.000.367	\$1,297.74	\$107.92	\$502.81	\$794.93	\$878.61	(\$83.68)
MEDICARE TAX						-6.45%
100.100.300.000.368	\$49.60	\$0.00	\$0.00	\$49.60	\$0.00	\$49.60
SOCIAL SECURITY TAX						100.00%
100.100.300.000.369	\$500.00	\$0.00	\$0.00	\$500.00	\$0.00	\$500.00
ATP TEIR 3 RETIREMENT MATCH						100.00%
100.100.300.000.451	\$4,500.00	\$0.00	\$770.00	\$3,730.00	\$0.00	\$3,730.00

## Petersburg School District

### Expenditure Budget Balance Report

 Summary Only

From Date: 11/1/2024

To Date: 11/30/2024

Fiscal Year: 2024-2025

Budget Balance

Account Number / Description	Budget	Range To Date	YTD	Balance	Encumbrance	% Remaining Bud
SECONDARY COUNSELOR SUPPLIES						82.89%
100.100.350.000.315	\$86,444.00	\$6,754.00	\$27,016.00	\$59,428.00	\$54,282.00	\$5,146.00
CERTIFICATED TEACHER						5.95%
100.100.350.000.329	\$1,200.00	\$0.00	\$200.00	\$1,000.00	\$0.00	\$1,000.00
SUBSTITUTES/TEMPORARIES						83.33%
100.100.350.000.363	\$438.36	\$32.32	\$130.23	\$308.13	\$259.75	\$48.38
WORKERS COMPENSATION						11.04%
100.100.350.000.364	\$9,977.28	\$831.44	\$3,325.76	\$6,651.52	\$6,411.60	\$239.92
INSURANCE-HEALTH/LIFE						2.40%
100.100.350.000.365	\$24,714.34	\$848.30	\$3,393.20	\$21,321.14	\$6,786.47	\$14,534.67
RETIREMENT CONTRIBUTION-TRS						58.81%
100.100.350.000.367	\$1,267.94	\$95.04	\$382.82	\$885.12	\$763.80	\$121.32
MEDICARE TAX						9.57%
100.100.350.000.368	\$62.00	\$0.00	\$0.00	\$62.00	\$0.00	\$62.00
SOCIAL SECURITY TAX						100.00%
100.100.350.000.369	\$500.00	\$0.00	\$0.00	\$500.00	\$0.00	\$500.00
ATP TEIR 3 RETIREMENT MATCH						100.00%
100.100.350.000.451	\$400.00	\$0.00	\$0.00	\$400.00	\$0.00	\$400.00
TEACHING SUPPLIES						100.00%
100.100.350.000.472	\$2,300.00	\$0.00	\$0.00	\$2,300.00	\$0.00	\$2,300.00
SECONDARY LIBRARY BOOKS						100.00%
100.100.350.000.473	\$800.00	\$17.00	\$57.00	\$743.00	\$39.00	\$704.00
SECONDARY PERIODICALS						88.00%
100.100.350.000.479	\$1,300.00	\$1,319.05	\$1,319.05	(\$19.05)	\$0.00	(\$19.05)
SECONDARY SUPPLIES AND MATERIALS						-1.47%
100.100.350.418.316	\$1,668.00	\$0.00	\$0.00	\$1,668.00	\$0.00	\$1,668.00
CERTIFICATED EXTRA DUTY PAY						100.00%
100.100.350.418.363	\$8.36	\$0.00	\$0.00	\$8.36	\$0.00	\$8.36
WORKERS COMPENSATION						100.00%
100.100.350.418.365	\$476.88	\$0.00	\$0.00	\$476.88	\$0.00	\$476.88
RETIREMENT CONTRIBUTION-TRS						100.00%
100.100.350.418.367	\$24.19	\$0.00	\$0.00	\$24.19	\$0.00	\$24.19
MEDICARE TAX						100.00%
100.100.400.000.313	\$116,600.00	\$9,716.67	\$48,583.35	\$68,016.65	\$68,016.65	\$0.00
PRINCIPAL						0.00%
100.100.400.000.363	\$584.52	\$46.49	\$232.45	\$352.07	\$0.00	\$352.07

## Petersburg School District

### Expenditure Budget Balance Report

 Summary Only

From Date: 11/1/2024

To Date: 11/30/2024

Fiscal Year: 2024-2025

Budget Balance

Account Number / Description	Budget	Range To Date	YTD	Balance	Encumbrance	% Remaining Bud
WORKERS COMPENSATION						60.23%
100.100.400.000.364	\$31,635.95	\$2,636.33	\$13,181.65	\$18,454.30	\$0.00	\$18,454.30
INSURANCE HEALTH/LIFE						58.33%
100.100.400.000.365	\$33,164.40	\$1,214.13	\$6,070.65	\$27,093.75	\$0.00	\$27,093.75
RETIREMENT CONTRIBUTION-TRS						81.70%
100.100.400.000.367	\$1,690.70	\$133.06	\$665.30	\$1,025.40	\$0.00	\$1,025.40
MEDICARE TAX						60.65%
100.100.400.000.421	\$1,200.00	\$0.00	\$1,752.73	(\$552.73)	\$0.00	(\$552.73)
SECONDARY PRINCIPAL TRANSPORTATION						-46.06%
100.100.400.000.479	\$2,500.00	\$0.00	\$534.39	\$1,965.61	\$95.02	\$1,870.59
SECONDARY PRINCIPAL SUPPLIES AND MATERIALS						74.82%
100.100.400.000.491	\$650.00	\$0.00	\$625.00	\$25.00	\$0.00	\$25.00
PRINCIPAL DUES AND FEES						3.85%
100.100.450.000.324	\$77,821.80	\$3,985.83	\$10,595.41	\$67,226.39	\$23,857.60	\$43,368.79
SUPPORT STAFF						55.73%
100.100.450.000.329	\$2,000.00	\$5,605.75	\$19,858.61	(\$17,858.61)	\$30,846.40	(\$48,705.01)
SUBSTITUTES/TEMPORARIES						-2435.25%
100.100.450.000.363	\$400.15	\$46.85	\$146.63	\$253.52	\$268.92	(\$15.40)
WORKERS COMPENSATION						-3.85%
100.100.450.000.364	\$12,977.28	\$2,576.83	\$7,730.49	\$5,246.79	\$15,460.95	(\$10,214.16)
INSURANCE-HEALTH/LIFE						-78.71%
100.100.450.000.366	\$20,825.12	\$2,110.14	\$6,593.58	\$14,231.54	\$12,034.84	\$2,196.70
RETIREMENT CONTRIBUTION-PERS						10.55%
100.100.450.000.367	\$1,157.42	\$134.27	\$427.16	\$730.26	\$755.91	(\$25.65)
MEDICARE TAX						-2.22%
100.100.450.000.368	\$124.00	\$0.00	\$0.00	\$124.00	\$0.00	\$124.00
SOCIAL SECURITY TAX						100.00%
100.100.450.000.433	\$2,200.00	\$172.27	\$858.33	\$1,341.67	\$0.00	\$1,341.67
SECONDARY COMMUNICATIONS						60.99%
100.100.450.000.434	\$250.00	\$0.00	\$20.80	\$229.20	\$179.20	\$50.00
SECONDARY POSTAGE						20.00%
100.100.450.000.454	\$500.00	\$0.00	\$0.00	\$500.00	\$0.00	\$500.00
SECONDARY OFFICE SUPPLIES						100.00%
100.100.700.000.316	\$2,919.00	\$296.53	\$593.06	\$2,325.94	\$2,372.27	(\$46.33)
CERTIFICATED EXTRA DUTY PAY						-1.59%
100.100.700.000.322	\$1,500.00	\$150.00	\$450.00	\$1,050.00	\$1,050.00	\$0.00

Petersburg School District

Expenditure Budget Balance Report

Summary Only

From Date: 11/1/2024

To Date: 11/30/2024

Fiscal Year: 2024-2025

Budget Balance

Account Number / Description	Budget	Range To Date	YTD	Balance	Encumbrance	% Remaining Bud
NON-CERT SPECIALIST/EXTRA DUTY						0.00%
100.100.700.000.329	\$2,500.00	\$0.00	\$0.00	\$2,500.00	\$1,000.00	\$1,500.00
SUBSTITUTES/TEMPORARIES						60.00%
100.100.700.000.363	\$34.68	\$2.14	\$5.00	\$29.68	\$15.22	\$14.46
WORKERS COMPENSATION						41.70%
100.100.700.000.364	\$0.00	\$748.04	\$3,289.13	(\$3,289.13)	\$1,666.07	(\$4,955.20)
INSURANCE-HEALTH/LIFE						0.00%
100.100.700.000.365	\$834.55	\$37.25	\$74.50	\$760.05	\$253.92	\$506.13
RETIREMENT CONTRIBUTION-TRS						60.65%
100.100.700.000.366	\$401.40	\$33.00	\$99.00	\$302.40	\$406.00	(\$103.60)
RETIREMENT CONTRIBUTION-PERS						-25.81%
100.100.700.000.367	\$100.33	\$6.33	\$14.84	\$85.49	\$45.21	\$40.28
MEDICARE TAX						40.15%
100.100.700.000.368	\$155.00	\$0.00	\$0.00	\$155.00	\$6.42	\$148.58
SOCIAL SECURITY TAX						95.86%
100.100.700.000.421	\$6,500.00	\$0.00	\$976.30	\$5,523.70	\$0.00	\$5,523.70
STAFF TRANSPORTATION						84.98%
100.100.700.000.426	\$12,500.00	\$0.00	\$0.00	\$12,500.00	\$0.00	\$12,500.00
STUDENT TRANSPORTATION						100.00%
100.100.700.000.433	\$1,500.00	\$97.05	\$485.25	\$1,014.75	\$0.00	\$1,014.75
COMMUNICATIONS						67.65%
100.100.700.000.479	\$4,500.00	\$0.00	\$3,101.86	\$1,398.14	\$240.00	\$1,158.14
OTHER SUPPLIES AND MATERIALS						25.74%
100.100.700.000.491	\$7,000.00	\$550.00	\$3,560.00	\$3,440.00	\$0.00	\$3,440.00
DUES AND FEES						49.14%
100.100.700.130.329	\$0.00	\$0.00	\$0.00	\$0.00	\$2,027.50	(\$2,027.50)
SUBSTITUTES/TEMPORARIES						0.00%
100.100.700.130.363	\$0.00	\$0.00	\$0.00	\$0.00	\$1.12	(\$1.12)
WORKERS COMPENSATION						0.00%
100.100.700.130.367	\$0.00	\$0.00	\$0.00	\$0.00	\$3.39	(\$3.39)
MEDICARE TAX						0.00%
100.100.700.130.368	\$0.00	\$0.00	\$0.00	\$0.00	\$13.31	(\$13.31)
SOCIAL SECURITY TAX						0.00%
100.100.700.180.363	\$0.00	\$0.00	\$0.00	\$0.00	\$1.60	(\$1.60)
WORKERS COMPENSATION						0.00%
100.100.700.180.365	\$0.00	\$0.00	\$0.00	\$0.00	\$41.30	(\$41.30)

Petersburg School District

Expenditure Budget Balance Report

Summary Only

From Date: 11/1/2024

To Date: 11/30/2024

Fiscal Year: 2024-2025

Budget Balance

Account Number / Description	Budget	Range To Date	YTD	Balance	Encumbrance	% Remaining Bud
RETIREMENT CONTRIBUTION-TRS						0.00%
100.100.700.180.367	\$0.00	\$0.00	\$0.00	\$0.00	\$4.41	(\$4.41)
MEDICARE TAX						0.00%
100.100.700.220.329	\$0.00	\$0.00	\$0.00	\$0.00	\$2,027.50	(\$2,027.50)
SUBSTITUTES/TEMPORARIES						0.00%
100.100.700.220.363	\$0.00	\$0.00	\$0.00	\$0.00	\$32.05	(\$32.05)
WORKERS COMPENSATION						0.00%
100.100.700.220.365	\$0.00	\$0.00	\$0.00	\$0.00	\$811.62	(\$811.62)
RETIREMENT CONTRIBUTION-TRS						0.00%
100.100.700.220.367	\$0.00	\$0.00	\$0.00	\$0.00	\$91.03	(\$91.03)
MEDICARE TAX						0.00%
100.100.700.220.368	\$0.00	\$0.00	\$0.00	\$0.00	\$13.31	(\$13.31)
SOCIAL SECURITY TAX						0.00%
100.100.700.240.316	\$0.00	\$0.00	\$0.00	\$0.00	\$2,085.00	(\$2,085.00)
CERTIFICATED EXTRA DUTY PAY						0.00%
100.100.700.240.329	\$0.00	\$0.00	\$0.00	\$0.00	\$330.00	(\$330.00)
SUBSTITUTES/TEMPORARIES						0.00%
100.100.700.240.363	\$0.00	\$0.00	\$0.00	\$0.00	\$35.09	(\$35.09)
WORKERS COMPENSATION						0.00%
100.100.700.240.365	\$0.00	\$0.00	\$0.00	\$0.00	\$816.56	(\$816.56)
RETIREMENT CONTRIBUTION-TRS						0.00%
100.100.700.240.367	\$0.00	\$0.00	\$0.00	\$0.00	\$102.10	(\$102.10)
MEDICARE TAX						0.00%
100.100.700.240.368	\$0.00	\$0.00	\$0.00	\$0.00	\$2.21	(\$2.21)
SOCIAL SECURITY TAX						0.00%
100.100.700.408.316	\$3,753.00	\$312.75	\$1,251.00	\$2,502.00	\$2,502.00	\$0.00
CERTIFICATED EXTRA DUTY PAY						0.00%
100.100.700.408.329	\$1,200.00	\$0.00	\$0.00	\$1,200.00	\$0.00	\$1,200.00
SUBSTITUTES/TEMPORARIES						100.00%
100.100.700.408.363	\$24.83	\$1.50	\$6.00	\$18.83	\$12.00	\$6.83
WORKERS COMPENSATION						27.51%
100.100.700.408.365	\$1,072.99	\$39.28	\$157.12	\$915.87	\$305.48	\$610.39
RETIREMENT CONTRIBUTION-TRS						56.89%
100.100.700.408.367	\$71.82	\$4.16	\$16.64	\$55.18	\$33.29	\$21.89
MEDICARE TAX						30.48%
100.100.700.408.368	\$74.40	\$0.00	\$0.00	\$74.40	\$0.00	\$74.40

# Petersburg School District

## Expenditure Budget Balance Report

 Summary Only

From Date: 11/1/2024

To Date: 11/30/2024

Fiscal Year: 2024-2025

Budget Balance

Account Number / Description	Budget	Range To Date	YTD	Balance	Encumbrance	% Remaining Bud
SOCIAL SECURITY TAX						100.00%
100.100.700.408.421	\$1,800.00	\$0.00	\$344.19	\$1,455.81	\$0.00	\$1,455.81
MUSIC STAFF TRANSPORTATION						80.88%
100.100.700.408.426	\$3,000.00	\$712.57	\$712.57	\$2,287.43	\$0.00	\$2,287.43
MUSIC TRANSPORTATION						76.25%
100.100.700.408.479	\$300.00	\$0.00	\$0.00	\$300.00	\$0.00	\$300.00
MUSIC OTHER SUPPLIES						100.00%
100.100.700.414.316	\$3,545.00	\$0.00	\$0.00	\$3,545.00	\$0.00	\$3,545.00
EXTRA DUTY - DDF						100.00%
100.100.700.414.363	\$17.77	\$0.00	\$0.00	\$17.77	\$0.00	\$17.77
WORKERS COMPENSATION						100.00%
100.100.700.414.365	\$1,013.51	\$0.00	\$0.00	\$1,013.51	\$0.00	\$1,013.51
RETIREMENT CONTRIBUTION-TRS						100.00%
100.100.700.414.367	\$51.40	\$0.00	\$0.00	\$51.40	\$0.00	\$51.40
MEDICARE TAX						100.00%
100.100.700.418.316	\$0.00	\$139.00	\$417.00	(\$417.00)	\$1,112.00	(\$1,529.00)
EXTRA DUTY - HS GLACIER SURVEY						0.00%
100.100.700.418.363	\$0.00	\$0.67	\$2.01	(\$2.01)	\$5.35	(\$7.36)
WORKERS COMPENSATION						0.00%
100.100.700.418.365	\$0.00	\$17.47	\$52.39	(\$52.39)	\$135.44	(\$187.83)
RETIREMENT CONTRIBUTION-TRS						0.00%
100.100.700.418.367	\$0.00	\$1.84	\$5.50	(\$5.50)	\$14.66	(\$20.16)
MEDICARE TAX						0.00%
100.100.700.424.316	\$2,780.00	\$0.00	\$0.00	\$2,780.00	\$0.00	\$2,780.00
EXTRA DUTY - HS Yearbook						100.00%
100.100.700.424.363	\$13.94	\$0.00	\$0.00	\$13.94	\$0.00	\$13.94
WORKERS COMPENSATION						100.00%
100.100.700.424.365	\$794.80	\$0.00	\$0.00	\$794.80	\$0.00	\$794.80
RETIREMENT CONTRIBUTION-TRS						100.00%
100.100.700.424.367	\$40.31	\$0.00	\$0.00	\$40.31	\$0.00	\$40.31
MEDICARE TAX						100.00%
100.100.700.710.316	\$3,962.00	\$0.00	\$3,962.00	\$0.00	\$0.00	\$0.00
CERTIFICATED EXTRA DUTY PAY						0.00%
100.100.700.710.322	\$1,584.80	\$0.00	\$0.00	\$1,584.80	\$0.00	\$1,584.80
NON-CERT SPECIALIST/EXTRA DUTY						100.00%
100.100.700.710.329	\$750.00	\$0.00	\$1,225.00	(\$475.00)	\$0.00	(\$475.00)

## Petersburg School District

### Expenditure Budget Balance Report

 Summary Only

From Date: 11/1/2024

To Date: 11/30/2024

Fiscal Year: 2024-2025

Budget Balance

Account Number / Description	Budget	Range To Date	YTD	Balance	Encumbrance	% Remaining Bud
CROSS COUNTRY SUB						-63.33%
100.100.700.710.363	\$31.57	\$0.00	\$24.81	\$6.76	\$0.00	\$6.76
WORKERS COMPENSATION						21.41%
100.100.700.710.365	\$1,132.74	\$0.00	\$497.63	\$635.11	\$0.00	\$635.11
RETIREMENT CONTRIBUTION-TRS						56.07%
100.100.700.710.366	\$424.10	\$0.00	\$0.00	\$424.10	\$0.00	\$424.10
RETIREMENT CONTRIBUTION-PERS						100.00%
100.100.700.710.367	\$91.30	\$0.00	\$71.49	\$19.81	\$0.00	\$19.81
MEDICARE TAX						21.70%
100.100.700.710.368	\$46.50	\$0.00	\$38.74	\$7.76	\$0.00	\$7.76
SOCIAL SECURITY TAX						16.69%
100.100.700.710.426	\$20,000.00	\$3,356.00	\$19,659.20	\$340.80	\$0.00	\$340.80
XCOUNTRY TRANSPORTATION						1.70%
100.100.700.710.479	\$1,250.00	\$0.00	\$943.15	\$306.85	\$0.00	\$306.85
XCOUNTRY SUPPLIES AND MATERIALS						24.55%
100.100.700.715.322	\$7,881.80	\$1,824.50	\$7,298.00	\$583.80	\$0.00	\$583.80
NON-CERT SPECIALIST/EXTRA DUTY						7.41%
100.100.700.715.329	\$1,500.00	\$0.00	\$97.75	\$1,402.25	\$0.00	\$1,402.25
SUBSTITUTES/TEMPORARIES						93.48%
100.100.700.715.363	\$47.03	\$8.73	\$35.39	\$11.64	\$0.00	\$11.64
WORKERS COMPENSATION						24.75%
100.100.700.715.366	\$602.59	\$114.68	\$574.57	\$28.02	\$0.00	\$28.02
RETIREMENT CONTRIBUTION-PERS						4.65%
100.100.700.715.367	\$136.04	\$26.46	\$107.26	\$28.78	\$0.00	\$28.78
MEDICARE TAX						21.16%
100.100.700.715.368	\$442.06	\$80.80	\$329.26	\$112.80	\$0.00	\$112.80
SOCIAL SECURITY TAX						25.52%
100.100.700.715.426	\$12,700.00	\$6,087.49	\$13,153.50	(\$453.50)	\$727.97	(\$1,181.47)
SWIM TRANSPORTATION						-9.30%
100.100.700.715.479	\$1,500.00	\$0.00	\$180.00	\$1,320.00	\$0.00	\$1,320.00
SWIM SUPPLIES AND MATERIALS						88.00%
100.100.700.720.316	\$7,296.80	\$2,237.68	\$6,713.00	\$583.80	\$0.00	\$583.80
CERTIFICATED EXTRA DUTY PAY						8.00%
100.100.700.720.329	\$1,200.00	\$1,735.00	\$3,135.00	(\$1,935.00)	\$0.00	(\$1,935.00)
SUBSTITUTES/TEMPORARIES						-161.25%
100.100.700.720.363	\$42.59	\$19.02	\$47.13	(\$4.54)	\$0.00	(\$4.54)

Petersburg School District

Expenditure Budget Balance Report

Summary Only

From Date: 11/1/2024

To Date: 11/30/2024

Fiscal Year: 2024-2025

Budget Balance

Account Number / Description	Budget	Range To Date	YTD	Balance	Encumbrance	% Remaining Bud
WORKERS COMPENSATION						-10.66%
100.100.700.720.365	\$2,086.16	\$281.06	\$843.18	\$1,242.98	\$0.00	\$1,242.98
RETIREMENT CONTRIBUTION-TRS						59.58%
100.100.700.720.367	\$123.20	\$56.01	\$138.01	(\$14.81)	\$0.00	(\$14.81)
MEDICARE TAX						-12.02%
100.100.700.720.368	\$74.40	\$62.62	\$62.62	\$11.78	\$0.00	\$11.78
SOCIAL SECURITY TAX						15.83%
100.100.700.720.426	\$25,000.00	\$400.00	\$24,981.07	\$18.93	\$540.60	(\$521.67)
VB TRANSPORTATION						-2.09%
100.100.700.725.322	\$6,713.80	\$1,459.67	\$2,919.34	\$3,794.46	\$1,459.66	\$2,334.80
NON-CERT SPECIALIST/EXTRA DUTY						34.78%
100.100.700.725.363	\$33.66	\$6.98	\$13.96	\$19.70	\$0.00	\$19.70
WORKERS COMPENSATION						58.53%
100.100.700.725.367	\$97.35	\$21.17	\$42.34	\$55.01	\$0.00	\$55.01
MEDICARE TAX						56.51%
100.100.700.725.368	\$416.26	\$90.50	\$181.00	\$235.26	\$0.00	\$235.26
SOCIAL SECURITY TAX						56.52%
100.100.700.725.426	\$20,000.00	\$6,065.94	\$7,583.98	\$12,416.02	\$11,238.02	\$1,178.00
WRESTLING TRANSPORTATION						5.89%
100.100.700.730.316	\$6,462.00	\$0.00	\$0.00	\$6,462.00	\$6,045.00	\$417.00
CERTIFICATED EXTRA DUTY PAY						6.45%
100.100.700.730.322	\$2,585.80	\$0.00	\$0.00	\$2,585.80	\$2,419.00	\$166.80
NON-CERT SPECIALIST/EXTRA DUTY						6.45%
100.100.700.730.329	\$5,400.00	\$0.00	\$0.00	\$5,400.00	\$0.00	\$5,400.00
SUBSTITUTES/TEMPORARIES						100.00%
100.100.700.730.363	\$72.43	\$0.00	\$0.00	\$72.43	\$0.00	\$72.43
WORKERS COMPENSATION						100.00%
100.100.700.730.365	\$1,847.49	\$0.00	\$0.00	\$1,847.49	\$0.00	\$1,847.49
RETIREMENT CONTRIBUTION-TRS						100.00%
100.100.700.730.366	\$691.96	\$0.00	\$0.00	\$691.96	\$0.00	\$691.96
RETIREMENT CONTRIBUTION-PERS						100.00%
100.100.700.730.367	\$209.49	\$0.00	\$0.00	\$209.49	\$0.00	\$209.49
MEDICARE TAX						100.00%
100.100.700.730.368	\$334.80	\$0.00	\$0.00	\$334.80	\$0.00	\$334.80
SOCIAL SECURITY TAX						100.00%
100.100.700.730.426	\$22,000.00	\$0.00	\$0.00	\$22,000.00	\$0.00	\$22,000.00

## Petersburg School District

### Expenditure Budget Balance Report

 Summary Only

From Date: 11/1/2024

To Date: 11/30/2024

Fiscal Year: 2024-2025

Budget Balance

Account Number / Description	Budget	Range To Date	YTD	Balance	Encumbrance	% Remaining Bud
BOYS BB TRANSPORTATION						100.00%
100.100.700.730.479	\$2,500.00	\$0.00	\$2,500.00	\$0.00	\$0.00	\$0.00
BOYS BB SUPPLIES AND MATERIALS						0.00%
100.100.700.735.316	\$9,047.80	\$0.00	\$0.00	\$9,047.80	\$2,419.00	\$6,628.80
CERTIFICATED EXTRA DUTY PAY						73.26%
100.100.700.735.322	\$0.00	\$0.00	\$0.00	\$0.00	\$6,045.00	(\$6,045.00)
NON-CERT SPECIALIST/EXTRA DUTY						0.00%
100.100.700.735.329	\$4,800.00	\$0.00	\$0.00	\$4,800.00	\$0.00	\$4,800.00
SUBSTITUTES/TEMPORARIES						100.00%
100.100.700.735.363	\$69.42	\$0.00	\$0.00	\$69.42	\$23.04	\$46.38
WORKERS COMPENSATION						66.81%
100.100.700.735.365	\$1,091.22	\$0.00	\$0.00	\$1,091.22	\$0.00	\$1,091.22
RETIREMENT CONTRIBUTION-TRS						100.00%
100.100.700.735.367	\$200.79	\$0.00	\$0.00	\$200.79	\$69.81	\$130.98
MEDICARE TAX						65.23%
100.100.700.735.368	\$621.92	\$0.00	\$0.00	\$621.92	\$298.47	\$323.45
SOCIAL SECURITY TAX						52.01%
100.100.700.735.426	\$22,000.00	\$0.00	\$0.00	\$22,000.00	\$0.00	\$22,000.00
GIRLS BB TRANSPORTATION						100.00%
100.100.700.740.322	\$9,047.80	\$0.00	\$0.00	\$9,047.80	\$6,045.00	\$3,002.80
NON-CERT SPECIALIST/EXTRA DUTY						33.19%
100.100.700.740.363	\$45.36	\$0.00	\$0.00	\$45.36	\$11.56	\$33.80
WORKERS COMPENSATION						74.51%
100.100.700.740.367	\$131.19	\$0.00	\$0.00	\$131.19	\$35.07	\$96.12
MEDICARE TAX						73.27%
100.100.700.740.368	\$460.96	\$0.00	\$0.00	\$460.96	\$149.98	\$310.98
SOCIAL SECURITY TAX						67.46%
100.100.700.740.426	\$6,000.00	\$0.00	\$0.00	\$6,000.00	\$0.00	\$6,000.00
CHEERLEADING TRANSPORTATION						100.00%
100.100.700.745.316	\$5,212.00	\$0.00	\$0.00	\$5,212.00	\$0.00	\$5,212.00
CERTIFICATED EXTRA DUTY PAY						100.00%
100.100.700.745.322	\$2,084.80	\$0.00	\$0.00	\$2,084.80	\$0.00	\$2,084.80
NON-CERT SPECIALIST/EXTRA DUTY						100.00%
100.100.700.745.329	\$1,200.00	\$0.00	\$0.00	\$1,200.00	\$0.00	\$1,200.00
SUBSTITUTES/TEMPORARIES						100.00%
100.100.700.745.363	\$42.59	\$0.00	\$0.00	\$42.59	\$0.00	\$42.59

## Petersburg School District

### Expenditure Budget Balance Report

 Summary Only

From Date: 11/1/2024

To Date: 11/30/2024

Fiscal Year: 2024-2025

Budget Balance

Account Number / Description	Budget	Range To Date	YTD	Balance	Encumbrance	% Remaining Bud
WORKERS COMPENSATION						100.00%
100.100.700.745.365	\$1,490.11	\$0.00	\$0.00	\$1,490.11	\$0.00	\$1,490.11
RETIREMENT CONTRIBUTION-TRS						100.00%
100.100.700.745.367	\$123.20	\$0.00	\$0.00	\$123.20	\$0.00	\$123.20
MEDICARE TAX						100.00%
100.100.700.745.368	\$203.66	\$0.00	\$0.00	\$203.66	\$0.00	\$203.66
SOCIAL SECURITY TAX						100.00%
100.100.700.745.426	\$20,000.00	\$0.00	\$0.00	\$20,000.00	\$0.00	\$20,000.00
TRACK TRANSPORTATION						100.00%
100.100.700.745.479	\$0.00	\$120.00	\$120.00	(\$120.00)	\$0.00	(\$120.00)
TRACK SUPPLIES AND MATERIALS						0.00%
100.100.700.750.316	\$7,881.80	\$0.00	\$0.00	\$7,881.80	\$5,213.00	\$2,668.80
CERTIFICATED EXTRA DUTY PAY						33.86%
100.100.700.750.329	\$1,200.00	\$0.00	\$0.00	\$1,200.00	\$410.00	\$790.00
SUBSTITUTES/TEMPORARIES						65.83%
100.100.700.750.363	\$45.53	\$0.00	\$0.00	\$45.53	\$0.00	\$45.53
WORKERS COMPENSATION						100.00%
100.100.700.750.365	\$2,253.40	\$0.00	\$0.00	\$2,253.40	\$0.00	\$2,253.40
RETIREMENT CONTRIBUTION-TRS						100.00%
100.100.700.750.367	\$131.69	\$0.00	\$0.00	\$131.69	\$0.00	\$131.69
MEDICARE TAX						100.00%
100.100.700.750.368	\$74.40	\$0.00	\$0.00	\$74.40	\$0.00	\$74.40
SOCIAL SECURITY TAX						100.00%
100.100.700.750.426	\$20,000.00	\$0.00	\$0.00	\$20,000.00	\$0.00	\$20,000.00
BASEBALL TRANSPORTATION						100.00%
100.100.700.750.479	\$2,960.00	\$0.00	\$0.00	\$2,960.00	\$0.00	\$2,960.00
BASEBALL SUPPLIES AND MATERIALS						100.00%
100.100.700.760.316	\$2,294.00	\$0.00	\$0.00	\$2,294.00	\$0.00	\$2,294.00
CERTIFICATED EXTRA DUTY PAY						100.00%
100.100.700.760.363	\$11.50	\$0.00	\$0.00	\$11.50	\$0.00	\$11.50
WORKERS COMPENSATION						100.00%
100.100.700.760.365	\$655.86	\$0.00	\$0.00	\$655.86	\$0.00	\$655.86
RETIREMENT CONTRIBUTION-TRS						100.00%
100.100.700.760.367	\$33.26	\$0.00	\$0.00	\$33.26	\$0.00	\$33.26
MEDICARE TAX						100.00%
100.100.700.825.316	\$834.00	\$83.40	\$250.20	\$583.80	\$583.80	\$0.00

Petersburg School District

Expenditure Budget Balance Report

Summary Only

From Date: 11/1/2024

To Date: 11/30/2024

Fiscal Year: 2024-2025

Budget Balance

Account Number / Description	Budget	Range To Date	YTD	Balance	Encumbrance	% Remaining Bud
CERTIFICATED EXTRA DUTY PAY						0.00%
100.100.700.825.363	\$4.18	\$0.40	\$1.20	\$2.98	\$2.80	\$0.18
WORKERS COMPENSATION						4.31%
100.100.700.825.365	\$238.44	\$10.49	\$31.47	\$206.97	\$72.17	\$134.80
RETIREMENT CONTRIBUTION-TRS						56.53%
100.100.700.825.367	\$12.09	\$1.11	\$3.33	\$8.76	\$7.79	\$0.97
MEDICARE TAX						8.02%
100.100.700.825.426	\$1,300.00	\$0.00	\$0.00	\$1,300.00	\$0.00	\$1,300.00
STUDENT GOVT TRANSPORTATION						100.00%
100.100.700.835.316	\$1,529.00	\$152.90	\$305.80	\$1,223.20	\$1,223.20	\$0.00
CERTIFICATED EXTRA DUTY PAY						0.00%
100.100.700.835.363	\$7.66	\$0.73	\$1.46	\$6.20	\$7.29	(\$1.09)
WORKERS COMPENSATION						-14.23%
100.100.700.835.365	\$437.14	\$19.20	\$38.40	\$398.74	\$192.06	\$206.68
RETIREMENT CONTRIBUTION-TRS						47.28%
100.100.700.835.367	\$22.17	\$2.22	\$4.44	\$17.73	\$22.17	(\$4.44)
MEDICARE TAX						-20.03%
100.100.700.840.329	\$600.00	\$0.00	\$0.00	\$600.00	\$0.00	\$600.00
SUBSTITUTES/TEMPORARIES						100.00%
100.100.700.840.363	\$3.01	\$0.00	\$0.00	\$3.01	\$0.00	\$3.01
WORKERS COMPENSATION						100.00%
100.100.700.840.367	\$8.70	\$0.00	\$0.00	\$8.70	\$0.00	\$8.70
MEDICARE TAX						100.00%
100.100.700.840.368	\$37.20	\$0.00	\$0.00	\$37.20	\$0.00	\$37.20
SOCIAL SECURITY TAX						100.00%
100.100.700.840.421	\$1,000.00	\$0.00	\$0.00	\$1,000.00	\$0.00	\$1,000.00
ARTFEST TRANSPORTATION						100.00%
100.100.700.845.316	\$834.00	\$0.00	\$0.00	\$834.00	\$834.00	\$0.00
CERTIFICATED EXTRA DUTY PAY						0.00%
100.100.700.845.363	\$4.18	\$0.00	\$0.00	\$4.18	\$4.00	\$0.18
WORKERS COMPENSATION						4.31%
100.100.700.845.365	\$238.44	\$0.00	\$0.00	\$238.44	\$104.74	\$133.70
RETIREMENT CONTRIBUTION-TRS						56.07%
100.100.700.845.367	\$12.09	\$0.00	\$0.00	\$12.09	\$12.10	(\$0.01)
MEDICARE TAX						-0.08%
100.100.700.870.316	\$834.00	\$83.40	\$166.80	\$667.20	\$667.20	\$0.00

## Petersburg School District

### Expenditure Budget Balance Report

 Summary Only

From Date: 11/1/2024

To Date: 11/30/2024

Fiscal Year: 2024-2025

Budget Balance

Account Number / Description	Budget	Range To Date	YTD	Balance	Encumbrance	% Remaining Bud
CERTIFICATED EXTRA DUTY PAY						0.00%
100.100.700.870.363	\$4.18	\$0.40	\$0.80	\$3.38	\$0.00	\$3.38
WORKERS COMPENSATION						80.86%
100.100.700.870.365	\$238.44	\$10.44	\$20.88	\$217.56	\$0.00	\$217.56
RETIREMENT CONTRIBUTION-TRS						91.24%
100.100.700.870.367	\$12.09	\$1.10	\$2.20	\$9.89	\$0.00	\$9.89
MEDICARE TAX						81.80%
100.200.100.000.314	\$0.00	\$25.00	\$125.00	(\$125.00)	\$1,050.00	(\$1,175.00)
CERT DIRECTOR/COORD/MANAGER						0.00%
100.200.100.000.315	\$433,745.99	\$37,633.20	\$150,318.16	\$283,427.83	\$301,815.39	(\$18,387.56)
CERTIFICATED TEACHER						-4.24%
100.200.100.000.323	\$0.00	\$2,988.93	\$8,423.13	(\$8,423.13)	\$15,416.34	(\$23,839.47)
AIDES						0.00%
100.200.100.000.329	\$35,450.00	\$925.00	\$1,662.50	\$33,787.50	\$0.00	\$33,787.50
SUBSTITUTES/TEMPORARIES						95.31%
100.200.100.000.363	\$2,352.08	\$201.49	\$778.70	\$1,573.38	\$1,466.01	\$107.37
WORKERS COMPENSATION						4.56%
100.200.100.000.364	\$151,456.32	\$9,628.30	\$38,275.40	\$113,180.92	\$76,725.83	\$36,455.09
INSURANCE-HEALTH/LIFE						24.07%
100.200.100.000.365	\$124,007.98	\$4,725.30	\$18,887.61	\$105,120.37	\$37,275.73	\$67,844.64
RETIREMENT CONTRIBUTION-TRS						54.71%
100.200.100.000.366	\$0.00	\$657.56	\$1,853.08	(\$1,853.08)	\$0.00	(\$1,853.08)
RETIREMENT CONTRIBUTION-PERS						0.00%
100.200.100.000.367	\$6,803.34	\$577.77	\$2,230.44	\$4,572.90	\$4,185.79	\$387.11
MEDICARE TAX						5.69%
100.200.100.000.368	\$2,197.90	\$49.54	\$68.92	\$2,128.98	\$0.00	\$2,128.98
SOCIAL SECURITY TAX						96.86%
100.200.100.000.369	\$2,000.00	\$0.00	\$0.00	\$2,000.00	\$0.00	\$2,000.00
ATP TEIR 3 RETIREMENT MATCH						100.00%
100.200.100.000.418	\$11,000.00	\$0.00	\$0.00	\$11,000.00	\$0.00	\$11,000.00
MS OTHER PROFESSIONAL SVCS						100.00%
100.200.100.000.451	\$5,000.00	\$0.00	\$2,563.04	\$2,436.96	\$0.00	\$2,436.96
MS GENERAL TEACHING SUPPLIES						48.74%
100.200.100.000.474	\$10,000.00	\$0.00	\$151.65	\$9,848.35	\$0.00	\$9,848.35
MS CURRICULUM ADOPTION						98.48%
100.200.100.000.476	\$13,590.00	\$212.45	\$12,276.48	\$1,313.52	\$0.00	\$1,313.52

Petersburg School District

Expenditure Budget Balance Report

Summary Only

From Date: 11/1/2024

To Date: 11/30/2024

Fiscal Year: 2024-2025

Budget Balance

Account Number / Description	Budget	Range To Date	YTD	Balance	Encumbrance	% Remaining Bud
MS COPIER SUPPLIES						9.67%
100.200.100.000.479	\$300.00	\$32.00	\$76.86	\$223.14	\$91.22	\$131.92
MS TEACHER OTHER SUPPLIES AND MATERIALS						43.97%
100.200.100.401.451	\$567.00	\$0.00	\$0.00	\$567.00	\$0.00	\$567.00
MS ENGLISH SUPPLIES						100.00%
100.200.100.402.451	\$700.00	\$0.00	\$0.00	\$700.00	\$0.00	\$700.00
MS MATH SUPPLIES						100.00%
100.200.100.403.451	\$1,700.00	\$0.00	\$185.09	\$1,514.91	\$0.00	\$1,514.91
MS SCIENCE SUPPLIES						89.11%
100.200.100.404.451	\$400.00	\$0.00	\$104.27	\$295.73	\$0.00	\$295.73
MS SOCIAL STUDIES SUPPLIES						73.93%
100.200.100.408.451	\$400.00	\$0.00	\$400.00	\$0.00	\$0.00	\$0.00
MS MUSIC SUPPLIES						0.00%
100.200.100.419.451	\$250.00	\$0.00	\$104.90	\$145.10	\$0.00	\$145.10
MS ROBOTICS						58.04%
100.200.100.421.451	\$100.00	\$0.00	\$0.00	\$100.00	\$0.00	\$100.00
MS ART/JEWELRY/PHOTO SUPPLIES						100.00%
100.200.200.000.315	\$79,706.99	\$6,754.00	\$27,016.00	\$52,690.99	\$54,032.00	(\$1,341.01)
CERTIFICATED TEACHER						-1.68%
100.200.200.000.323	\$54,774.80	\$2,523.50	\$7,149.36	\$47,625.44	\$16,341.50	\$31,283.94
AIDES						57.11%
100.200.200.000.329	\$4,800.00	\$4,548.27	\$18,153.07	(\$13,353.07)	\$0.00	(\$13,353.07)
SUBSTITUTES/TEMPORARIES						-278.19%
100.200.200.000.363	\$698.22	\$67.74	\$255.09	\$443.13	\$346.24	\$96.89
WORKERS COMPENSATION						13.88%
100.200.200.000.364	\$15,977.28	\$1,576.45	\$7,670.63	\$8,306.65	\$2,000.01	\$6,306.64
INSURANCE-HEALTH/LIFE						39.47%
100.200.200.000.365	\$22,788.23	\$848.30	\$3,393.20	\$19,395.03	\$6,569.44	\$12,825.59
RETIREMENT CONTRIBUTION-TRS						56.28%
100.200.200.000.366	\$14,657.74	\$1,572.91	\$5,300.24	\$9,357.50	\$4,035.12	\$5,322.38
RETIREMENT CONTRIBUTION-PERS						36.31%
100.200.200.000.367	\$2,019.59	\$199.45	\$747.58	\$1,272.01	\$1,049.39	\$222.62
MEDICARE TAX						11.02%
100.200.200.000.368	\$297.60	\$6.85	\$111.02	\$186.58	\$0.00	\$186.58
SOCIAL SECURITY TAX						62.69%
100.200.200.000.369	\$500.00	\$0.00	\$0.00	\$500.00	\$0.00	\$500.00

## Petersburg School District

### Expenditure Budget Balance Report

 Summary Only

From Date: 11/1/2024

To Date: 11/30/2024

Fiscal Year: 2024-2025

Budget Balance

Account Number / Description	Budget	Range To Date	YTD	Balance	Encumbrance	% Remaining Bud
ATP TEIR 3 RETIREMENT MATCH						100.00%
100.200.200.000.451	\$500.00	\$0.00	\$469.34	\$30.66	\$0.00	\$30.66
MS SPED SUPPLIES						6.13%
100.200.400.000.314	\$30,750.00	\$2,512.50	\$12,562.50	\$18,187.50	\$17,587.50	\$600.00
DEAN OF STUDENTS						1.95%
100.200.400.000.363	\$154.15	\$12.02	\$60.10	\$94.05	\$84.14	\$9.91
WORKERS COMPENSATION						6.43%
100.200.400.000.364	\$9,719.48	\$680.15	\$3,660.37	\$6,059.11	\$5,669.70	\$389.41
INSURANCE - HEALTH/LIFE						4.01%
100.200.400.000.365	\$8,619.89	\$315.57	\$1,577.85	\$7,042.04	\$2,208.99	\$4,833.05
RETIREMENT CONTRIBUTION-TRS						56.07%
100.200.400.000.367	\$445.88	\$34.70	\$172.84	\$273.04	\$241.28	\$31.76
MEDICARE TAX						7.12%
100.200.400.000.479	\$400.00	\$232.05	\$232.05	\$167.95	\$167.95	\$0.00
OTHER SUPPLIES AND MATERIALS						0.00%
100.200.400.000.491	\$650.00	\$0.00	\$0.00	\$650.00	\$0.00	\$650.00
DUES AND FEES						100.00%
100.200.450.000.324	\$44,509.60	\$1,838.39	\$9,918.48	\$34,591.12	\$0.00	\$34,591.12
SUPPORT STAFF						77.72%
100.200.450.000.329	\$720.00	\$2,045.00	\$2,250.00	(\$1,530.00)	\$0.00	(\$1,530.00)
SUBSTITUTES/TEMPORARIES						-212.50%
100.200.450.000.363	\$226.74	\$18.59	\$58.23	\$168.51	\$0.00	\$168.51
WORKERS COMPENSATION						74.32%
100.200.450.000.364	\$20,941.44	\$530.40	\$2,747.58	\$18,193.86	\$0.00	\$18,193.86
INSURANCE-HEALTH/LIFE						86.88%
100.200.450.000.366	\$11,910.77	\$404.45	\$2,090.33	\$9,820.44	\$0.00	\$9,820.44
RETIREMENT CONTRIBUTION-PERS						82.45%
100.200.450.000.367	\$655.83	\$54.39	\$166.49	\$489.34	\$0.00	\$489.34
MEDICARE TAX						74.61%
100.200.450.000.368	\$44.64	\$0.00	\$25.85	\$18.79	\$0.00	\$18.79
SOCIAL SECURITY TAX						42.09%
100.200.450.000.433	\$1,500.00	\$133.93	\$668.25	\$831.75	\$0.00	\$831.75
COMMUNICATIONS						55.45%
100.200.450.000.434	\$100.00	\$0.00	\$13.16	\$86.84	\$86.84	\$0.00
MS POSTAGE						0.00%
100.200.450.000.454	\$400.00	\$0.00	\$0.00	\$400.00	\$0.00	\$400.00

## Petersburg School District

### Expenditure Budget Balance Report

 Summary Only

From Date: 11/1/2024

To Date: 11/30/2024

Fiscal Year: 2024-2025

Budget Balance

Account Number / Description	Budget	Range To Date	YTD	Balance	Encumbrance	% Remaining Bud
MS OFFICE SUPPLIES						100.00%
100.200.700.000.316	\$4,926.00	\$818.00	\$1,898.00	\$3,028.00	\$3,728.00	(\$700.00)
CERTIFICATED EXTRA DUTY PAY						-14.21%
100.200.700.000.322	\$5,427.00	\$0.00	\$4,536.00	\$891.00	\$1,782.00	(\$891.00)
NON-CERT SPECIALIST/EXTRA DUTY						-16.42%
100.200.700.000.329	\$3,000.00	\$1,890.00	\$1,890.00	\$1,110.00	\$0.00	\$1,110.00
SUBSTITUTES/TEMPORARIES						37.00%
100.200.700.000.363	\$66.94	\$12.96	\$39.81	\$27.13	\$23.41	\$3.72
WORKERS COMPENSATION						5.56%
100.200.700.000.364	\$0.00	\$162.79	\$334.45	(\$334.45)	\$1,232.72	(\$1,567.17)
INSURANCE-HEALTH/LIFE						0.00%
100.200.700.000.365	\$1,408.35	\$167.16	\$302.82	\$1,105.53	\$369.32	\$736.21
RETIREMENT CONTRIBUTION-TRS						52.27%
100.200.700.000.366	\$1,452.27	\$13.19	\$13.19	\$1,439.08	\$399.85	\$1,039.23
RETIREMENT CONTRIBUTION-PERS						71.56%
100.200.700.000.367	\$193.62	\$37.71	\$117.75	\$75.87	\$61.48	\$14.39
MEDICARE TAX						7.43%
100.200.700.000.368	\$522.47	\$79.36	\$360.59	\$161.88	\$6.59	\$155.29
SOCIAL SECURITY TAX						29.72%
100.200.700.000.426	\$28,000.00	\$5,000.00	\$5,816.00	\$22,184.00	\$0.00	\$22,184.00
MS ACTIVITIES STUDENT TRANSPORTATION						79.23%
100.200.700.000.479	\$4,000.00	\$561.24	\$1,925.18	\$2,074.82	\$0.00	\$2,074.82
MS ACTIVITIES SUPPLIES AND MATERIALS						51.87%
100.200.700.424.316	\$1,390.00	\$0.00	\$0.00	\$1,390.00	\$0.00	\$1,390.00
EXTRA DUTY - MS Yearbook						100.00%
100.200.700.424.363	\$7.22	\$0.00	\$0.00	\$7.22	\$0.00	\$7.22
WORKERS COMP						100.00%
100.200.700.424.365	\$411.69	\$0.00	\$0.00	\$411.69	\$0.00	\$411.69
RETIREMENT CONTRIBUTION TRS						100.00%
100.200.700.424.367	\$20.88	\$0.00	\$0.00	\$20.88	\$0.00	\$20.88
FICA MEDICARE						100.00%
100.200.700.825.316	\$834.00	\$0.00	\$0.00	\$834.00	\$0.00	\$834.00
EXTRA DUTY - MS Student Government						100.00%
100.200.700.825.363	\$4.33	\$0.00	\$0.00	\$4.33	\$0.00	\$4.33
WORKERS COMP						100.00%
100.200.700.825.365	\$247.02	\$0.00	\$0.00	\$247.02	\$0.00	\$247.02

# Petersburg School District

## Expenditure Budget Balance Report

 Summary Only

From Date: 11/1/2024

To Date: 11/30/2024

Fiscal Year: 2024-2025

Budget Balance

Account Number / Description	Budget	Range To Date	YTD	Balance	Encumbrance	% Remaining Bud
RETIREMENT CONTRIBUTION TRS						100.00%
100.200.700.825.367	\$12.53	\$0.00	\$0.00	\$12.53	\$0.00	\$12.53
FICA MEDICARE						100.00%
100.300.100.000.315	\$949,085.48	\$79,484.89	\$318,734.53	\$630,350.95	\$560,605.46	\$69,745.49
CERTIFICATED TEACHER						7.35%
100.300.100.000.323	\$61,706.62	\$4,758.99	\$10,727.99	\$50,978.63	\$23,646.47	\$27,332.16
AIDES						44.29%
100.300.100.000.329	\$36,000.00	\$7,045.00	\$17,330.00	\$18,670.00	\$1,950.00	\$16,720.00
SUBSTITUTES/TEMPORARIES						46.44%
100.300.100.000.363	\$5,247.57	\$439.62	\$1,668.97	\$3,578.60	\$2,770.33	\$808.27
WORKERS COMPENSATION						15.40%
100.300.100.000.364	\$311,559.36	\$25,899.38	\$103,633.61	\$207,925.75	\$177,683.66	\$30,242.09
INSURANCE-HEALTH/LIFE						9.71%
100.300.100.000.365	\$271,343.54	\$10,014.50	\$40,158.21	\$231,185.33	\$69,012.34	\$162,172.99
RETIREMENT CONTRIBUTION-TRS						59.77%
100.300.100.000.366	\$16,512.70	\$763.67	\$2,171.40	\$14,341.30	\$3,705.98	\$10,635.32
RETIREMENT CONTRIBUTION-PERS						64.41%
100.300.100.000.367	\$15,178.49	\$1,240.71	\$4,691.83	\$10,486.66	\$7,768.84	\$2,717.82
MEDICARE TAX						17.91%
100.300.100.000.368	\$2,232.00	\$303.25	\$862.62	\$1,369.38	\$0.00	\$1,369.38
SOCIAL SECURITY TAX						61.35%
100.300.100.000.369	\$5,000.00	\$0.00	\$0.00	\$5,000.00	\$0.00	\$5,000.00
ATP TEIR 3 RETIREMENT MATCH						100.00%
100.300.100.000.410	\$200.00	\$0.00	\$0.00	\$200.00	\$0.00	\$200.00
PROFESSIONAL & TECH SERVICES						100.00%
100.300.100.000.451	\$6,000.00	\$300.00	\$1,709.03	\$4,290.97	\$1,042.38	\$3,248.59
ES GENERAL TEACHING SUPPLIES						54.14%
100.300.100.000.454	\$1,000.00	\$0.00	\$25.83	\$974.17	\$364.18	\$609.99
ES GENERAL OFFICE SUPPLIES						61.00%
100.300.100.000.474	\$10,000.00	\$350.00	\$6,870.95	\$3,129.05	\$0.00	\$3,129.05
CURRICULUM ADOPTION						31.29%
100.300.100.000.476	\$24,760.00	\$0.00	\$20,546.16	\$4,213.84	\$0.00	\$4,213.84
COPIER SUPPLIES						17.02%
100.300.100.000.479	\$500.00	\$0.00	\$116.88	\$383.12	\$0.00	\$383.12
ES TEACHER OTHER SUPPLIES AND MATERIALS						76.62%
100.300.100.408.451	\$300.00	\$0.00	\$0.00	\$300.00	\$0.00	\$300.00

## Petersburg School District

### Expenditure Budget Balance Report

 Summary Only

From Date: 11/1/2024

To Date: 11/30/2024

Fiscal Year: 2024-2025

Budget Balance

Account Number / Description	Budget	Range To Date	YTD	Balance	Encumbrance	% Remaining Bud
ES MUSIC SUPPLIES						100.00%
100.300.100.411.451	\$900.00	\$0.00	\$0.00	\$900.00	\$0.00	\$900.00
ES READING TEACHING SUPPLIES						100.00%
100.300.100.421.451	\$300.00	\$0.00	\$0.00	\$300.00	\$0.00	\$300.00
ES ART TEACHING SUPPLIES						100.00%
100.300.100.429.451	\$300.00	\$0.00	\$0.00	\$300.00	\$0.00	\$300.00
KINDER WILLIS SUPPLIES						100.00%
100.300.100.430.451	\$300.00	\$0.00	\$0.00	\$300.00	\$0.00	\$300.00
1ST NORMAN SUPPLIES						100.00%
100.300.100.431.451	\$300.00	\$0.00	\$0.00	\$300.00	\$0.00	\$300.00
1ST MULLEN SUPPLIES						100.00%
100.300.100.432.451	\$300.00	\$0.00	\$0.00	\$300.00	\$0.00	\$300.00
2ND BELL SUPPLIES						100.00%
100.300.100.433.451	\$300.00	\$0.00	\$0.00	\$300.00	\$0.00	\$300.00
2ND HOFACRE SUPPLIES						100.00%
100.300.100.434.451	\$300.00	\$0.00	\$0.00	\$300.00	\$0.00	\$300.00
3RD MARTIN SUPPLIES						100.00%
100.300.100.435.451	\$300.00	\$0.00	\$0.00	\$300.00	\$0.00	\$300.00
3RD MIDKIFF SUPPLIES						100.00%
100.300.100.436.451	\$300.00	\$0.00	\$0.00	\$300.00	\$0.00	\$300.00
4TH PAULSON SUPPLIES						100.00%
100.300.100.437.451	\$300.00	\$0.00	\$0.00	\$300.00	\$0.00	\$300.00
4TH WILLIAMS SUPPLIES						100.00%
100.300.100.438.451	\$300.00	\$0.00	\$0.00	\$300.00	\$0.00	\$300.00
5TH PENNINGTON SUPPLIES						100.00%
100.300.100.439.451	\$300.00	\$293.17	\$293.17	\$6.83	\$0.00	\$6.83
5TH MILLER SUPPLIES						2.28%
100.300.100.440.451	\$300.00	\$0.00	\$0.00	\$300.00	\$0.00	\$300.00
ES SWIM/PE SUPPLIES						100.00%
100.300.200.000.315	\$233,926.96	\$20,711.93	\$84,922.67	\$149,004.29	\$148,678.28	\$326.01
CERTIFICATED TEACHER						0.14%
100.300.200.000.323	\$310,982.73	\$34,374.23	\$100,295.88	\$210,686.85	\$189,886.19	\$20,800.66
AIDES						6.69%
100.300.200.000.329	\$18,000.00	\$1,891.50	\$4,500.75	\$13,499.25	\$0.00	\$13,499.25
SUBSTITUTES/TEMPORARIES						75.00%
100.300.200.000.363	\$2,821.87	\$279.79	\$929.71	\$1,892.16	\$1,369.94	\$522.22

Petersburg School District

Expenditure Budget Balance Report

Summary Only

From Date: 11/1/2024

To Date: 11/30/2024

Fiscal Year: 2024-2025

Budget Balance

Account Number / Description	Budget	Range To Date	YTD	Balance	Encumbrance	% Remaining Bud
WORKERS COMPENSATION						18.51%
100.300.200.000.364	\$186,410.88	\$20,151.63	\$65,145.94	\$121,264.94	\$91,926.64	\$29,338.30
INSURANCE-HEALTH/LIFE						15.74%
100.300.200.000.365	\$66,879.72	\$2,601.42	\$10,593.68	\$56,286.04	\$11,765.20	\$44,520.84
RETIREMENT CONTRIBUTION-TRS						66.57%
100.300.200.000.366	\$83,218.98	\$7,045.01	\$21,048.91	\$62,170.07	\$40,709.72	\$21,460.35
RETIREMENT CONTRIBUTION-PERS						25.79%
100.300.200.000.367	\$8,162.19	\$773.97	\$2,580.32	\$5,581.87	\$3,847.90	\$1,733.97
MEDICARE TAX						21.24%
100.300.200.000.368	\$1,116.00	\$247.37	\$704.53	\$411.47	\$960.42	(\$548.95)
SOCIAL SECURITY TAX						-49.19%
100.300.200.000.369	\$1,000.00	\$0.00	\$0.00	\$1,000.00	\$0.00	\$1,000.00
ATP TEIR 3 RETIREMENT MATCH						100.00%
100.300.200.000.451	\$1,500.00	\$0.00	\$310.16	\$1,189.84	\$217.47	\$972.37
ES SPED SUPPLIES						64.82%
100.300.300.000.364	\$0.00	\$127.24	\$268.92	(\$268.92)	\$0.00	(\$268.92)
INSURANCE-HEALTH/LIFE						0.00%
100.300.300.424.322	\$0.00	\$173.75	\$347.50	(\$347.50)	\$1,042.50	(\$1,390.00)
NON-CERT SPECIALIST/EXTRA DUTY						0.00%
100.300.300.424.363	\$0.00	\$0.83	\$1.64	(\$1.64)	\$0.00	(\$1.64)
WORKERS COMPENSATION						0.00%
100.300.300.424.366	\$0.00	\$38.23	\$76.46	(\$76.46)	\$0.00	(\$76.46)
RETIREMENT CONTRIBUTION-PERS						0.00%
100.300.300.424.367	\$0.00	\$2.06	\$4.07	(\$4.07)	\$0.00	(\$4.07)
MEDICARE TAX						0.00%
100.300.350.000.315	\$81,781.00	\$8,104.80	\$32,419.20	\$49,361.80	\$48,628.80	\$733.00
CERTIFICATED TEACHER						0.90%
100.300.350.000.329	\$1,200.00	\$0.00	\$0.00	\$1,200.00	\$0.00	\$1,200.00
SUBSTITUTES/TEMPORARIES						100.00%
100.300.350.000.363	\$415.98	\$38.78	\$155.12	\$260.86	\$232.68	\$28.18
WORKERS COMPENSATION						6.77%
100.300.350.000.364	\$9,977.28	\$997.73	\$3,990.92	\$5,986.36	\$5,986.36	\$0.00
INSURANCE-HEALTH/LIFE						0.00%
100.300.350.000.365	\$23,381.18	\$1,017.96	\$4,071.84	\$19,309.34	\$6,107.76	\$13,201.58
RETIREMENT CONTRIBUTION-TRS						56.46%
100.300.350.000.367	\$1,203.22	\$113.90	\$456.32	\$746.90	\$684.12	\$62.78

Petersburg School District

Expenditure Budget Balance Report

Summary Only

From Date: 11/1/2024

To Date: 11/30/2024

Fiscal Year: 2024-2025

Budget Balance

Account Number / Description	Budget	Range To Date	YTD	Balance	Encumbrance	% Remaining Bud
MEDICARE TAX						5.22%
100.300.350.000.368	\$74.40	\$0.00	\$0.00	\$74.40	\$0.00	\$74.40
SOCIAL SECURITY TAX						100.00%
100.300.350.000.451	\$300.00	\$0.00	\$0.00	\$300.00	\$0.00	\$300.00
LIBRARY TEACHING SUPPLIES						100.00%
100.300.350.000.472	\$2,000.00	\$0.00	\$0.00	\$2,000.00	\$0.00	\$2,000.00
LIBRARY BOOKS						100.00%
100.300.350.000.473	\$500.00	\$0.00	\$0.00	\$500.00	\$0.00	\$500.00
PERIODICALS						100.00%
100.300.350.000.479	\$1,200.00	\$1,319.05	\$1,319.05	(\$119.05)	\$0.00	(\$119.05)
OTHER SUPPLIES AND MATERIALS						-9.92%
100.300.400.000.313	\$99,600.00	\$8,547.50	\$42,242.50	\$57,357.50	\$59,832.47	(\$2,474.97)
PRINCIPAL						-2.48%
100.300.400.000.363	\$499.29	\$40.90	\$202.12	\$297.17	\$0.00	\$297.17
WORKERS COMPENSATION						59.52%
100.300.400.000.364	\$34,304.04	\$2,858.67	\$14,293.35	\$20,010.69	\$0.00	\$20,010.69
INSURANCE - HEALTH/LIFE						58.33%
100.300.400.000.365	\$28,304.10	\$1,067.28	\$5,274.23	\$23,029.87	\$0.00	\$23,029.87
RETIREMENT CONTRIBUTION-TRS						81.37%
100.300.400.000.367	\$1,444.20	\$123.94	\$612.50	\$831.70	\$0.00	\$831.70
MEDICARE TAX						57.59%
100.300.400.000.421	\$1,200.00	\$0.00	\$2,178.20	(\$978.20)	\$0.00	(\$978.20)
STAFF TRANSPORTATION						-81.52%
100.300.400.000.479	\$2,500.00	\$0.00	\$1,066.44	\$1,433.56	\$685.36	\$748.20
ES PRINCIPAL SUPPLIES AND MATERIALS						29.93%
100.300.400.000.491	\$650.00	\$0.00	\$625.00	\$25.00	\$0.00	\$25.00
DUES AND FEES						3.85%
100.300.450.000.324	\$39,396.00	\$4,452.88	\$14,277.39	\$25,118.61	\$24,108.00	\$1,010.61
SUPPORT STAFF						2.57%
100.300.450.000.329	\$1,000.00	\$318.75	\$454.75	\$545.25	\$0.00	\$545.25
SUBSTITUTES/TEMPORARIES						54.53%
100.300.450.000.363	\$202.51	\$22.83	\$70.07	\$132.44	\$115.33	\$17.11
WORKERS COMPENSATION						8.45%
100.300.450.000.364	\$30,492.48	\$3,260.81	\$9,895.23	\$20,597.25	\$19,531.87	\$1,065.38
INSURANCE-HEALTH/LIFE						3.49%
100.300.450.000.366	\$10,542.37	\$979.63	\$3,141.02	\$7,401.35	\$5,346.59	\$2,054.76

## Petersburg School District

### Expenditure Budget Balance Report

 Summary Only

From Date: 11/1/2024

To Date: 11/30/2024

Fiscal Year: 2024-2025

Budget Balance

Account Number / Description	Budget	Range To Date	YTD	Balance	Encumbrance	% Remaining Bud
RETIREMENT CONTRIBUTION-PERS						19.49%
100.300.450.000.367	\$585.74	\$57.37	\$177.75	\$407.99	\$268.91	\$139.08
MEDICARE TAX						23.74%
100.300.450.000.368	\$62.00	\$19.76	\$28.19	\$33.81	\$0.00	\$33.81
SOCIAL SECURITY TAX						54.53%
100.300.450.000.410	\$2,400.00	\$0.00	\$0.00	\$2,400.00	\$652.50	\$1,747.50
PROFESSIONAL & TECH SERVICES						72.81%
100.300.450.000.433	\$2,200.00	\$172.27	\$858.33	\$1,341.67	\$0.00	\$1,341.67
COMMUNICATIONS						60.99%
100.300.450.000.434	\$150.00	\$0.00	\$0.00	\$150.00	\$100.00	\$50.00
POSTAGE						33.33%
100.300.450.000.454	\$200.00	\$37.24	\$54.67	\$145.33	\$0.00	\$145.33
OFFICE SUPPLIES						72.67%
100.300.700.000.363	\$0.00	\$0.00	\$0.00	\$0.00	\$2.64	(\$2.64)
WORKERS COMPENSATION						0.00%
100.300.700.000.364	\$0.00	\$39.86	\$79.72	(\$79.72)	\$212.01	(\$291.73)
INSURANCE-HEALTH/LIFE						0.00%
100.300.700.000.365	\$0.00	\$0.00	\$0.00	\$0.00	\$69.80	(\$69.80)
RETIREMENT CONTRIBUTION-TRS						0.00%
100.300.700.000.367	\$0.00	\$0.00	\$0.00	\$0.00	\$7.32	(\$7.32)
MEDICARE TAX						0.00%
100.300.700.424.322	\$1,390.00	\$0.00	\$0.00	\$1,390.00	\$0.00	\$1,390.00
EXTRA DUTY - ES Yearbook						100.00%
100.300.700.424.363	\$6.97	\$0.00	\$0.00	\$6.97	\$0.00	\$6.97
WORKERS COMPENSATION						100.00%
100.300.700.424.366	\$371.96	\$0.00	\$0.00	\$371.96	\$0.00	\$371.96
RETIREMENT CONTRIBUTION PERS						100.00%
100.300.700.424.367	\$20.16	\$0.00	\$0.00	\$20.16	\$0.00	\$20.16
MEDICARE TAX						100.00%
100.300.700.825.316	\$834.00	\$104.25	\$208.50	\$625.50	\$625.50	\$0.00
EXTRA DUTY - ES Student Govt						0.00%
100.300.700.825.363	\$4.18	\$0.50	\$1.00	\$3.18	\$0.00	\$3.18
WORKERS COMPENSATION						76.08%
100.300.700.825.365	\$238.44	\$13.09	\$26.18	\$212.26	\$0.00	\$212.26
RETIREMENT CONTRIBUTION-TRS						89.02%
100.300.700.825.367	\$12.09	\$1.37	\$2.74	\$9.35	\$0.00	\$9.35

## Petersburg School District

### Expenditure Budget Balance Report

 Summary Only

From Date: 11/1/2024

To Date: 11/30/2024

Fiscal Year: 2024-2025

Budget Balance

Account Number / Description	Budget	Range To Date	YTD	Balance	Encumbrance	% Remaining Bud
MEDICARE TAX						77.34%
100.500.100.000.362	\$10,000.00	\$0.00	\$0.00	\$10,000.00	\$0.00	\$10,000.00
UNEMPLOYMENT INSURANCE						100.00%
100.500.100.000.363	\$0.00	\$0.00	\$0.00	\$0.00	\$11.05	(\$11.05)
WORKERS COMPENSATION						0.00%
100.500.100.000.365	\$19,486.79	\$0.00	\$0.00	\$19,486.79	\$0.00	\$19,486.79
RETIREMENT CONTRIBUTION-TRS						100.00%
100.500.100.000.367	\$0.00	\$0.00	\$0.00	\$0.00	\$19.02	(\$19.02)
MEDICARE TAX						0.00%
100.500.100.000.369	\$16,000.00	\$2,690.75	\$12,310.14	\$3,689.86	\$0.00	\$3,689.86
OTHER EMPLOYEE BENEFITS						23.06%
100.500.100.000.474	\$15,000.00	\$0.00	\$3,240.20	\$11,759.80	\$0.00	\$11,759.80
DISTRICT WIDE CURRICULUM						78.40%
100.500.200.000.315	\$51,833.00	\$4,233.34	\$21,166.70	\$30,666.30	\$29,633.36	\$1,032.94
CERTIFICATED TEACHER						1.99%
100.500.200.000.329	\$22,000.00	\$0.00	\$0.00	\$22,000.00	\$0.00	\$22,000.00
SUBSTITUTES/TEMPORARIES						100.00%
100.500.200.000.363	\$259.84	\$20.26	\$101.30	\$158.54	\$141.82	\$16.72
WORKERS COMPENSATION						6.43%
100.500.200.000.364	\$19,057.80	\$1,588.15	\$7,940.75	\$11,117.05	\$11,117.05	\$0.00
INSURANCE-HEALTH/LIFE						0.00%
100.500.200.000.365	\$22,860.16	\$528.58	\$2,631.91	\$20,228.25	\$3,700.06	\$16,528.19
RETIREMENT CONTRIBUTION-TRS						72.30%
100.500.200.000.367	\$751.58	\$61.38	\$306.90	\$444.68	\$429.66	\$15.02
MEDICARE TAX						2.00%
100.500.200.000.418	\$4,000.00	\$0.00	\$2,596.50	\$1,403.50	\$0.00	\$1,403.50
OTHER PROFESSIONAL SERVICES						35.09%
100.500.200.000.421	\$2,000.00	\$0.00	\$326.24	\$1,673.76	\$0.00	\$1,673.76
STAFF TRANSPORTATION						83.69%
100.500.200.000.440	\$2,500.00	\$0.00	\$0.00	\$2,500.00	\$0.00	\$2,500.00
PURCHASED SERVICES						100.00%
100.500.200.000.451	\$1,500.00	\$35.72	\$837.78	\$662.22	\$0.00	\$662.22
DISTRICT WIDE SPED SUPPLIES						44.15%
100.500.200.000.491	\$250.00	\$0.00	\$250.00	\$0.00	\$0.00	\$0.00
DW SPED DUES AND FEES						0.00%
100.500.300.000.365	\$4,925.58	\$0.00	\$0.00	\$4,925.58	\$0.00	\$4,925.58

## Petersburg School District

### Expenditure Budget Balance Report

 Summary Only

From Date: 11/1/2024

To Date: 11/30/2024

Fiscal Year: 2024-2025

Budget Balance

Account Number / Description	Budget	Range To Date	YTD	Balance	Encumbrance	% Remaining Bud
RETIREMENT CONTRIBUTION-TRS						100.00%
100.500.300.000.366	\$11,142.72	\$0.00	\$0.00	\$11,142.72	\$0.00	\$11,142.72
RETIREMENT CONTRIBUTION-PERS						100.00%
100.500.330.000.418	\$62,000.00	\$2,925.00	\$6,000.00	\$56,000.00	\$44,100.00	\$11,900.00
STUDENT HEALTH SRVCS						19.19%
100.500.330.000.450	\$5,750.00	\$799.79	\$2,872.45	\$2,877.55	\$47.14	\$2,830.41
STUDENT HEALTH SVCS SUPPLIES & MATERIALS						49.22%
100.500.350.000.316	\$6,600.00	\$253.34	\$760.02	\$5,839.98	\$6,139.98	(\$300.00)
CERTIFIED EXTRA DUTY PAY						-4.55%
100.500.350.000.318	\$101,600.00	\$8,466.67	\$42,333.35	\$59,266.65	\$59,266.65	\$0.00
CERTIFICATED SPECIALISTS						0.00%
100.500.350.000.324	\$46,838.40	\$4,111.65	\$15,585.71	\$31,252.69	\$25,425.44	\$5,827.25
SUPPORT STAFF						12.44%
100.500.350.000.329	\$3,000.00	\$344.25	\$2,146.25	\$853.75	\$2,193.00	(\$1,339.25)
SUBSTITUTES/TEMPORARIES						-44.64%
100.500.350.000.363	\$786.23	\$63.04	\$290.96	\$495.27	\$445.11	\$50.16
WORKERS COMPENSATION						6.38%
100.500.350.000.364	\$48,092.88	\$4,007.74	\$19,207.26	\$28,885.62	\$28,054.18	\$831.44
INSURANCE-HEALTH/LIFE						1.73%
100.500.350.000.365	\$30,762.84	\$1,088.93	\$5,381.09	\$25,381.75	\$8,169.32	\$17,212.43
RETIREMENT CONTRIBUTION-TRS						55.95%
100.500.350.000.366	\$13,147.07	\$789.83	\$789.83	\$12,357.24	\$0.00	\$12,357.24
RETIREMENT CONTRIBUTION-PERS						93.99%
100.500.350.000.367	\$2,274.16	\$187.69	\$868.88	\$1,405.28	\$1,322.71	\$82.57
MEDICARE TAX						3.63%
100.500.350.000.368	\$111.60	\$40.79	\$825.24	(\$713.64)	\$1,622.13	(\$2,335.77)
SOCIAL SECURITY TAX						-2092.98%
100.500.350.000.410	\$3,434.00	\$0.00	\$2,375.00	\$1,059.00	\$0.00	\$1,059.00
DW PROFESSIONAL SERVICES						30.84%
100.500.350.000.417	\$41,230.00	\$0.00	\$20,615.00	\$20,615.00	\$20,615.00	\$0.00
TECHNOLOGY SUPPORT						0.00%
100.500.350.000.421	\$2,000.00	\$0.00	\$0.00	\$2,000.00	\$0.00	\$2,000.00
STAFF TRANSPORTATION						100.00%
100.500.350.000.433	\$120,000.00	\$9,588.06	\$38,847.78	\$81,152.22	\$73,432.00	\$7,720.22
COMMUNICATIONS						6.43%
100.500.350.000.440	\$85,092.60	\$9,651.24	\$31,103.65	\$53,988.95	\$20,102.51	\$33,886.44

Petersburg School District

Expenditure Budget Balance Report

Summary Only

From Date: 11/1/2024

To Date: 11/30/2024

Fiscal Year: 2024-2025

Budget Balance

Account Number / Description	Budget	Range To Date	YTD	Balance	Encumbrance	% Remaining Bud
PURCHASED SERVICES						39.82%
100.500.350.000.446	\$12,000.00	\$0.00	\$7,925.20	\$4,074.80	\$0.00	\$4,074.80
PROPERTY INSURANCE						33.96%
100.500.350.000.450	\$24,620.00	(\$1,967.72)	\$16,175.37	\$8,444.63	\$2,155.62	\$6,289.01
SUPPLIES, MATERIALS & MEDIA						25.54%
100.500.350.000.475	\$70,000.00	\$2,665.75	\$35,869.16	\$34,130.84	\$2,499.44	\$31,631.40
TECHNOLOGY SUPPLIES						45.19%
100.500.400.000.363	\$0.00	\$0.00	\$0.00	\$0.00	\$611.73	(\$611.73)
WORKERS COMPENSATION						0.00%
100.500.400.000.364	\$0.00	\$0.00	\$0.00	\$0.00	\$38,464.99	(\$38,464.99)
INSURANCE-HEALTH/LIFE						0.00%
100.500.400.000.365	\$0.00	\$0.00	\$0.00	\$0.00	\$15,969.88	(\$15,969.88)
RETIREMENT CONTRIBUTION-TRS						0.00%
100.500.400.000.367	\$0.00	\$0.00	\$0.00	\$0.00	\$1,799.00	(\$1,799.00)
MEDICARE TAX						0.00%
100.500.600.000.321	\$83,600.00	\$7,016.67	\$35,083.35	\$48,516.65	\$49,116.65	(\$600.00)
NON-CERT DIRECTOR/COORD/MANAGR						-0.72%
100.500.600.000.324	\$48,440.00	\$4,508.00	\$21,406.75	\$27,033.25	\$27,784.00	(\$750.75)
SUPPORT STAFF						-1.55%
100.500.600.000.325	\$150,791.84	\$12,799.17	\$48,481.13	\$102,310.71	\$91,676.34	\$10,634.37
MAINTENANCE/CUSTODIAL						7.05%
100.500.600.000.329	\$9,000.00	\$1,757.25	\$13,980.99	(\$4,980.99)	\$0.00	(\$4,980.99)
SUBSTITUTES/TEMPORARIES						-55.34%
100.500.600.000.363	\$7,070.79	\$565.67	\$2,745.34	\$4,325.45	\$3,311.23	\$1,014.22
WORKERS COMPENSATION						14.34%
100.500.600.000.364	\$58,436.93	\$4,992.53	\$22,450.40	\$35,986.53	\$28,162.06	\$7,824.47
INSURANCE-HEALTH/LIFE						13.39%
100.500.600.000.366	\$75,685.80	\$5,307.35	\$24,063.56	\$51,622.24	\$30,926.08	\$20,696.16
RETIREMENT CONTRIBUTION-PERS						27.34%
100.500.600.000.367	\$4,231.56	\$357.33	\$1,644.35	\$2,587.21	\$1,929.55	\$657.66
MEDICARE TAX						15.54%
100.500.600.000.368	\$558.00	\$25.56	\$146.74	\$411.26	\$0.00	\$411.26
SOCIAL SECURITY TAX						73.70%
100.500.600.000.418	\$20,000.00	\$1,480.00	\$10,940.47	\$9,059.53	\$2,055.88	\$7,003.65
OTHER PROFESSIONAL SERVICES						35.02%
100.500.600.000.421	\$2,000.00	\$0.00	\$1,232.46	\$767.54	\$888.00	(\$120.46)

Petersburg School District

Expenditure Budget Balance Report

Summary Only

From Date: 11/1/2024

To Date: 11/30/2024

Fiscal Year: 2024-2025

Budget Balance

Account Number / Description	Budget	Range To Date	YTD	Balance	Encumbrance	% Remaining Bud
STAFF TRANSPORTATION						-6.02%
100.500.600.000.431	\$30,900.00	\$2,700.86	\$12,059.60	\$18,840.40	\$0.00	\$18,840.40
WATER AND SEWER						60.97%
100.500.600.000.432	\$41,200.00	\$4,282.71	\$14,872.44	\$26,327.56	\$0.00	\$26,327.56
GARBAGE						63.90%
100.500.600.000.433	\$1,000.00	\$57.79	\$287.79	\$712.21	\$0.00	\$712.21
COMMUNICATIONS						71.22%
100.500.600.000.436	\$239,600.00	\$22,270.65	\$88,839.40	\$150,760.60	\$0.00	\$150,760.60
ENERGY - ELECTRICITY						62.92%
100.500.600.000.438	\$420,000.00	\$25,025.50	\$81,234.48	\$338,765.52	\$0.00	\$338,765.52
ENERGY - HEATING OIL						80.66%
100.500.600.000.440	\$25,000.00	\$1,035.50	\$25,769.57	(\$769.57)	\$558.00	(\$1,327.57)
PURCHASED SERVICES						-5.31%
100.500.600.000.441	\$5,000.00	\$0.00	\$4,860.00	\$140.00	\$0.00	\$140.00
RENTAL/LEASE						2.80%
100.500.600.000.446	\$149,716.97	\$0.00	\$150,744.26	(\$1,027.29)	\$0.00	(\$1,027.29)
PROPERTY INSURANCE						-0.69%
100.500.600.000.452	\$39,600.00	\$3,116.31	\$23,512.37	\$16,087.63	\$8,195.91	\$7,891.72
MAINTENANCE/CONSTR SUPPLIES						19.93%
100.500.600.000.453	\$29,600.00	\$666.00	\$7,634.34	\$21,965.66	\$8,933.82	\$13,031.84
JANITORIAL SUPPLIES						44.03%
100.500.600.000.457	\$4,500.00	\$0.00	\$4,246.71	\$253.29	\$0.00	\$253.29
SMALL TOOLS AND EQUIPMENT						5.63%
100.500.600.000.458	\$7,210.00	\$462.86	\$2,447.03	\$4,762.97	\$0.00	\$4,762.97
VEHICLE GAS AND OIL						66.06%
100.500.600.000.479	\$2,000.00	\$664.69	\$1,188.44	\$811.56	\$67.15	\$744.41
MAINTENANCE OTHER SUPPLIES AND MATERIALS						37.22%
100.500.600.000.491	\$4,000.00	\$1,269.00	\$1,269.00	\$2,731.00	\$0.00	\$2,731.00
DUES AND FEES						68.28%
100.500.700.000.314	\$55,275.00	\$4,631.25	\$23,156.25	\$32,118.75	\$32,418.75	(\$300.00)
CERT DIRECTOR/COORD/MANAGER						-0.54%
100.500.700.000.316	\$2,500.00	\$0.00	\$0.00	\$2,500.00	\$0.00	\$2,500.00
EXTRA DUTY - Activity Assistant						100.00%
100.500.700.000.322	\$0.00	\$277.78	\$833.34	(\$833.34)	\$1,666.66	(\$2,500.00)
NON-CERT SPECIALIST/EXTRA DUTY						0.00%
100.500.700.000.363	\$289.63	\$23.49	\$114.79	\$174.84	\$163.10	\$11.74

## Petersburg School District

### Expenditure Budget Balance Report

 Summary Only

From Date: 11/1/2024

To Date: 11/30/2024

Fiscal Year: 2024-2025

Budget Balance

Account Number / Description	Budget	Range To Date	YTD	Balance	Encumbrance	% Remaining Bud
WORKERS COMPENSATION						4.05%
100.500.700.000.364	\$17,819.04	\$1,246.95	\$6,710.69	\$11,108.35	\$10,394.41	\$713.94
INSURANCE-HEALTH/LIFE						4.01%
100.500.700.000.365	\$16,517.87	\$578.54	\$2,892.72	\$13,625.15	\$4,049.85	\$9,575.30
RETIREMENT CONTRIBUTION-TRS						57.97%
100.500.700.000.366	\$0.00	\$61.12	\$183.36	(\$183.36)	\$366.71	(\$550.07)
RETIREMENT CONTRIBUTION-PERS						0.00%
100.500.700.000.367	\$837.74	\$68.00	\$330.70	\$507.04	\$468.92	\$38.12
MEDICARE TAX						4.55%
100.500.900.000.553	\$25,000.00	\$0.00	\$0.00	\$25,000.00	\$0.00	\$25,000.00
TRANS TO FOOD SERVICE						100.00%
100.500.900.000.554	\$25,000.00	\$0.00	\$0.00	\$25,000.00	\$0.00	\$25,000.00
TRANS TO CAPITAL PROJECT FD						100.00%
100.600.510.000.311	\$151,620.00	\$12,635.00	\$63,175.00	\$88,445.00	\$88,445.00	\$0.00
SUPERINTENDENT						0.00%
100.600.510.000.324	\$80,000.00	\$6,666.67	\$33,333.35	\$46,666.65	\$46,666.65	\$0.00
SUPPORT STAFF						0.00%
100.600.510.000.329	\$600.00	\$0.00	\$2,885.00	(\$2,285.00)	\$0.00	(\$2,285.00)
SUBSTITUTES/TEMPORARIES						-380.83%
100.600.510.000.363	\$1,164.12	\$94.82	\$487.11	\$677.01	\$663.74	\$13.27
WORKERS COMPENSATION						1.14%
100.600.510.000.364	\$42,315.60	\$3,689.94	\$18,286.06	\$24,029.54	\$25,829.54	(\$1,800.00)
INSURANCE-HEALTH/LIFE						-4.25%
100.600.510.000.365	\$42,885.00	\$1,570.00	\$7,850.00	\$35,035.00	\$10,990.00	\$24,045.00
RETIREMENT CONTRIBUTION-TRS						56.07%
100.600.510.000.366	\$21,408.00	\$1,466.68	\$7,333.36	\$14,074.64	\$10,266.68	\$3,807.96
RETIREMENT CONTRIBUTION-PERS						17.79%
100.600.510.000.367	\$3,367.19	\$287.32	\$1,476.06	\$1,891.13	\$2,011.24	(\$120.11)
MEDICARE TAX						-3.57%
100.600.510.000.368	\$37.20	\$0.00	\$178.87	(\$141.67)	\$0.00	(\$141.67)
SOCIAL SECURITY TAX						-380.83%
100.600.510.000.414	\$16,000.00	\$276.50	\$2,251.50	\$13,748.50	\$0.00	\$13,748.50
LEGAL SERVICES						85.93%
100.600.510.000.418	\$6,529.00	\$1,929.00	\$4,312.90	\$2,216.10	\$0.00	\$2,216.10
OTHER PROFESSIONAL SERVICES						33.94%
100.600.510.000.421	\$11,000.00	\$1,353.50	\$4,916.13	\$6,083.87	\$0.00	\$6,083.87

Petersburg School District

Expenditure Budget Balance Report

Summary Only

From Date: 11/1/2024

To Date: 11/30/2024

Fiscal Year: 2024-2025

Budget Balance

Account Number / Description	Budget	Range To Date	YTD	Balance	Encumbrance	% Remaining Bud
STAFF TRANSPORTATION						55.31%
100.600.510.000.433	\$1,500.00	\$119.99	\$598.09	\$901.91	\$0.00	\$901.91
COMMUNICATIONS						60.13%
100.600.510.000.434	\$3,900.00	\$0.00	\$3,661.28	\$238.72	\$141.27	\$97.45
POSTAGE						2.50%
100.600.510.000.454	\$500.00	\$0.00	\$202.48	\$297.52	\$0.00	\$297.52
OFFICE SUPPLIES						59.50%
100.600.510.000.476	\$4,900.00	\$0.00	\$3,940.00	\$960.00	\$0.00	\$960.00
COPIER SUPPLIES						19.59%
100.600.510.000.479	\$2,000.00	\$40.99	\$1,308.86	\$691.14	\$438.28	\$252.86
SUPERINTENDENT OTHER SUPPLIES AND MATERIALS						12.64%
100.600.510.000.491	\$25,300.00	\$355.97	\$7,903.97	\$17,396.03	\$710.00	\$16,686.03
DUES AND FEES						65.95%
100.600.511.000.418	\$15,000.00	\$0.00	\$0.00	\$15,000.00	\$580.00	\$14,420.00
BOARD - OTHER PROFESSIONAL SERVICES						96.13%
100.600.511.000.421	\$6,500.00	\$1,144.50	\$1,144.50	\$5,355.50	\$0.00	\$5,355.50
BOARD- STAFF TRANSPORTATION						82.39%
100.600.511.000.454	\$2,000.00	\$0.00	\$762.00	\$1,238.00	\$0.00	\$1,238.00
COMMUNICATION MAILER/FLYER SUPPLIES						61.90%
100.600.511.000.479	\$4,800.00	\$0.00	\$887.47	\$3,912.53	\$0.00	\$3,912.53
BOE OTHER SUPPLIES AND MATERIALS						81.51%
100.600.511.000.490	\$300.00	\$0.00	\$0.00	\$300.00	\$0.00	\$300.00
BOARD- OTHER EXPENSES						100.00%
100.600.550.000.321	\$86,000.00	\$7,166.67	\$35,833.35	\$50,166.65	\$50,166.65	\$0.00
NON-CERT DIRECTOR/COORD/MANAGR						0.00%
100.600.550.000.324	\$26,313.30	\$2,473.90	\$11,641.00	\$14,672.30	\$16,979.95	(\$2,307.65)
SUPPORT STAFF						-8.77%
100.600.550.000.363	\$563.03	\$46.13	\$227.06	\$335.97	\$321.29	\$14.68
WORKERS COMPENSATION						2.61%
100.600.550.000.364	\$26,176.80	\$2,181.40	\$10,907.00	\$15,269.80	\$15,269.80	\$0.00
INSURANCE-HEALTH/LIFE						0.00%
100.600.550.000.366	\$30,055.04	\$2,120.93	\$10,444.37	\$19,610.67	\$14,772.28	\$4,838.39
RETIREMENT CONTRIBUTION-PERS						16.10%
100.600.550.000.367	\$1,628.54	\$139.79	\$688.40	\$940.14	\$973.64	(\$33.50)
MEDICARE TAX						-2.06%
100.600.550.000.412	\$82,000.00	\$6,500.00	\$72,486.35	\$9,513.65	\$0.00	\$9,513.65

Petersburg School District

**Expenditure Budget Balance Report**

Summary Only

From Date: 11/1/2024

To Date: 11/30/2024

Fiscal Year: 2024-2025

Budget Balance

Account Number / Description	Budget	Range To Date	YTD	Balance	Encumbrance	% Remaining Bud
AUDITING & ACCOUNTING SERVICES						11.60%
100.600.550.000.418	\$40,500.00	\$385.00	\$19,098.15	\$21,401.85	\$0.00	\$21,401.85
OTHER PROFESSIONAL SERVICES						52.84%
100.600.550.000.421	\$4,000.00	\$499.50	\$2,045.75	\$1,954.25	\$1,227.00	\$727.25
STAFF TRANSPORTATION						18.18%
100.600.550.000.447	\$76,997.14	\$0.00	\$77,796.11	(\$798.97)	\$0.00	(\$798.97)
LIABILITY INSURANCE						-1.04%
100.600.550.000.454	\$700.00	\$130.94	\$315.10	\$384.90	\$104.09	\$280.81
OFFICE SUPPLIES						40.12%
100.600.550.000.479	\$250.00	\$0.00	\$0.00	\$250.00	\$0.00	\$250.00
OTHER SUPPLIES AND MATERIALS						100.00%
100.600.550.000.491	\$10,000.00	\$47.35	\$2,411.42	\$7,588.58	\$0.00	\$7,588.58
DUES AND FEES						75.89%
100.600.550.000.495	(\$29,530.00)	\$0.00	(\$4,575.49)	(\$24,954.51)	\$0.00	(\$24,954.51)
INDIRECT COST RECOVERY						84.51%
Fund 100 Total:	\$10,310,046.63	\$777,407.14	\$3,508,048.83	\$6,801,997.80	\$4,448,127.24	\$2,353,870.56
						22.83%
Grand Total:	\$10,310,046.63	\$777,407.14	\$3,508,048.83	\$6,801,997.80	\$4,448,127.24	\$2,353,870.56
						22.83%

End of Report

Petersburg School District

Reprint Check Listing

Fiscal Year: 2024-2025

Criteria:

Bank Account: OPERATING ACCOUNT XX3970

From Date: 11/01/2024

To Date: 11/30/2024

From Check:

To Check:

From Voucher:

To Voucher:

Check Number	Date	Payee	Amount	Voucher	Status	Type	Cleared?	Clear Date	Void Date
47233	11/29/2024	BROWNING, ZANE COLTON	\$317.92	5	Printed	Payroll	<input type="checkbox"/>		
47234	11/29/2024	GILLEN, WILLIAM T	\$627.98	5	Printed	Payroll	<input type="checkbox"/>		
47235	11/29/2024	LARSON, MACKENZIE L	\$945.90	5	Printed	Payroll	<input type="checkbox"/>		
47236	11/29/2024	TRAUTMAN, VICTOR	\$788.40	5	Printed	Payroll	<input checked="" type="checkbox"/>	11/30/2024	
47237	11/29/2024	THOMPSON, THOMAS L	\$197.10	5	Printed	Payroll	<input type="checkbox"/>		
47238	11/29/2024	ELIAS SOSA, JONATHAN CANEK	\$239.42	5	Printed	Payroll	<input type="checkbox"/>		
47239	11/29/2024	CORL, ARLANA S	\$701.86	5	Printed	Payroll	<input type="checkbox"/>		
47240	11/29/2024	FLINT, CASEY W	\$184.70	5	Printed	Payroll	<input type="checkbox"/>		
47241	11/29/2024	FLORO, PEGGY A	\$368.47	5	Printed	Payroll	<input type="checkbox"/>		
47242	11/29/2024	HARBOUR, ROGELIZA C	\$2,509.92	5	Printed	Payroll	<input type="checkbox"/>		
47243	11/29/2024	PERKINS, KEITH R	\$230.87	5	Printed	Payroll	<input type="checkbox"/>		
47244	11/29/2024	WEGENER, CAROL L	\$2,473.97	5	Printed	Payroll	<input type="checkbox"/>		
73595	11/01/2024	ALASKA MARINE LINES-00120	\$315.83	1098	Printed	Expense	<input checked="" type="checkbox"/>	11/30/2024	
73596	11/01/2024	BSN SPORTS LLC	\$336.71	1098	Printed	Expense	<input checked="" type="checkbox"/>	11/30/2024	
73597	11/01/2024	HIGH TIDE ENTERPRISE, LLC	\$53.69	1098	Printed	Expense	<input checked="" type="checkbox"/>	11/30/2024	
73598	11/01/2024	ROBYN TAYLOR	\$258.00	1098	Printed	Expense	<input checked="" type="checkbox"/>	11/30/2024	
73599	11/01/2024	SARAH HOLMGRAIN-02132	\$198.00	1098	Printed	Expense	<input checked="" type="checkbox"/>	11/30/2024	
73600	11/05/2024	AASB	\$1,269.00	1099	Printed	Expense	<input checked="" type="checkbox"/>	11/30/2024	
73601	11/05/2024	ALASKA MARINE LINES-00120	\$232.05	1099	Printed	Expense	<input checked="" type="checkbox"/>	11/30/2024	
73602	11/05/2024	ALEX HELMS	\$200.00	1099	Printed	Expense	<input checked="" type="checkbox"/>	11/30/2024	
73603	11/05/2024	ANDREW CARLISLE-00208	\$258.00	1099	Printed	Expense	<input checked="" type="checkbox"/>	11/30/2024	
73604	11/05/2024	APPTEGY INC	\$6,942.00	1099	Printed	Expense	<input checked="" type="checkbox"/>	11/30/2024	
73605	11/05/2024	ARROWHEAD LP GAS-00236	\$75.00	1099	Printed	Expense	<input checked="" type="checkbox"/>	11/30/2024	
73606	11/05/2024	DAS HAGEDORN HAUS B&B-00651	\$818.19	1099	Printed	Expense	<input checked="" type="checkbox"/>	11/30/2024	

Petersburg School District

Reprint Check Listing

Fiscal Year: 2024-2025

Criteria:

Bank Account: OPERATING ACCOUNT XX3970

From Date: 11/01/2024

To Date: 11/30/2024

From Check:

To Check:

From Voucher:

To Voucher:

Check Number	Date	Payee	Amount	Voucher	Status	Type	Cleared?	Clear Date	Void Date
73607	11/05/2024	ERLYN SPAULDING	\$200.00	1099	Printed	Expense	<input checked="" type="checkbox"/>	11/30/2024	
73608	11/05/2024	HAMMER & WIKAN-01038	\$1,321.42	1099	Printed	Expense	<input checked="" type="checkbox"/>	11/30/2024	
73609	11/05/2024	HAYLEY SHORT	\$200.00	1099	Printed	Expense	<input checked="" type="checkbox"/>	11/30/2024	
73610	11/05/2024	JAMES VALENTINE	\$228.00	1099	Printed	Expense	<input checked="" type="checkbox"/>	11/30/2024	
73611	11/05/2024	JESSICA TOTH	\$400.00	1099	Printed	Expense	<input type="checkbox"/>		
73612	11/05/2024	JLM, LLC	\$385.00	1099	Printed	Expense	<input checked="" type="checkbox"/>	11/30/2024	
73613	11/05/2024	KARI PETERSEN	\$200.00	1099	Printed	Expense	<input type="checkbox"/>		
73614	11/05/2024	KAYLA POPP	\$258.00	1099	Printed	Expense	<input type="checkbox"/>		
73615	11/05/2024	MATTINGLY ELECTRIC, LLC-01551	\$1,189.00	1099	Printed	Expense	<input checked="" type="checkbox"/>	11/30/2024	
73616	11/05/2024	NOTABLE INCORPORATED	\$1,566.50	1099	Printed	Expense	<input type="checkbox"/>		
73617	11/05/2024	OETC	\$187.89	1099	Printed	Expense	<input checked="" type="checkbox"/>	11/30/2024	
73618	11/05/2024	PETERSBURG CHAMBER OF COMMERCE-01883	\$1,250.00	1099	Printed	Expense	<input type="checkbox"/>		
73619	11/05/2024	PETERSBURG PARKS & RECREATIO-01895	\$80.00	1099	Printed	Expense	<input checked="" type="checkbox"/>	11/30/2024	
73620	11/05/2024	RACHEL KANDOLL	\$200.00	1099	Printed	Expense	<input checked="" type="checkbox"/>	11/30/2024	
73621	11/05/2024	RING CENTRAL INC	\$2,709.24	1099	Printed	Expense	<input checked="" type="checkbox"/>	11/30/2024	
73622	11/05/2024	STIKINE SERVICES, INC	\$1,800.00	1099	Printed	Expense	<input checked="" type="checkbox"/>	11/30/2024	
73623	11/05/2024	THOMAS KOJIMA	\$200.00	1099	Printed	Expense	<input checked="" type="checkbox"/>	11/30/2024	
73624	11/05/2024	US FOODS, INC.	\$6,572.22	1099	Printed	Expense	<input checked="" type="checkbox"/>	11/30/2024	
73625	11/08/2024	ALASKA MARINE LINES-00120	\$517.87	1101	Printed	Expense	<input checked="" type="checkbox"/>	11/30/2024	
73626	11/08/2024	BYU CONTINUING EDUCATION	\$500.00	1101	Printed	Expense	<input type="checkbox"/>		
73627	11/08/2024	PETERSBURG CHAMBER OF COMMERCE-01883	\$360.00	1101	Printed	Expense	<input type="checkbox"/>		
73628	11/08/2024	PETERSBURG INDIAN ASSOCIATION-01889	\$405.00	1101	Printed	Expense	<input checked="" type="checkbox"/>	11/30/2024	

Petersburg School District

Reprint Check Listing

Fiscal Year: 2024-2025

Criteria:

Bank Account: OPERATING ACCOUNT XX3970

From Date: 11/01/2024

To Date: 11/30/2024

From Check:

To Check:

From Voucher:

To Voucher:

Check Number	Date	Payee	Amount	Voucher	Status	Type	Cleared?	Clear Date	Void Date
73629	11/08/2024	PETERSBURG LUTHERAN CHURCH	\$50.00	1101	Printed	Expense	<input checked="" type="checkbox"/>	11/30/2024	
73630	11/08/2024	PETERSBURG MEDICAL CENTER-01892	\$6,168.75	1101	Printed	Expense	<input checked="" type="checkbox"/>	11/30/2024	
73631	11/08/2024	US FOODS, INC.	\$666.46	1101	Printed	Expense	<input checked="" type="checkbox"/>	11/30/2024	
73632	11/12/2024	AT&T MOBILITY-00004	\$826.64	1102	Printed	Expense	<input checked="" type="checkbox"/>	11/30/2024	
73633	11/12/2024	BRENDA LOUISE	\$34.50	1102	Printed	Expense	<input type="checkbox"/>		
73634	11/12/2024	CHRISTINE YATCHMENOFF	\$9.00	1102	Printed	Expense	<input type="checkbox"/>		
73635	11/12/2024	COLLETTE BELL	\$54.00	1102	Printed	Expense	<input checked="" type="checkbox"/>	11/30/2024	
73636	11/12/2024	DAVID STOCKS	\$57.00	1102	Printed	Expense	<input checked="" type="checkbox"/>	11/30/2024	
73637	11/12/2024	GCI COMMUNICATION CORP-00953	\$1,915.80	1102	Printed	Expense	<input checked="" type="checkbox"/>	11/30/2024	
73638	11/12/2024	HAILEY TATE	\$51.00	1102	Printed	Expense	<input checked="" type="checkbox"/>	11/30/2024	
73639	11/12/2024	HARBOR FOODSERVICE	\$2,531.56	1102	Printed	Expense	<input checked="" type="checkbox"/>	11/30/2024	
73640	11/12/2024	HIGH TIDE ENTERPRISE, LLC	\$232.95	1102	Printed	Expense	<input checked="" type="checkbox"/>	11/30/2024	
73641	11/12/2024	JENNY PAYNE	\$69.00	1102	Printed	Expense	<input checked="" type="checkbox"/>	11/30/2024	
73642	11/12/2024	JESSICA DORIL	\$21.00	1102	Printed	Expense	<input type="checkbox"/>		
73643	11/12/2024	JESSICA JOSEY	\$21.00	1102	Printed	Expense	<input type="checkbox"/>		
73644	11/12/2024	KELSIE CAPLES	\$69.00	1102	Printed	Expense	<input checked="" type="checkbox"/>	11/30/2024	
73645	11/12/2024	LEAH VICK	\$69.00	1102	Printed	Expense	<input checked="" type="checkbox"/>	11/30/2024	
73646	11/12/2024	MAGGIE ROBINSON	\$67.50	1102	Printed	Expense	<input checked="" type="checkbox"/>	11/30/2024	
73647	11/12/2024	MARY LYONS	\$24.00	1102	Printed	Expense	<input type="checkbox"/>		
73648	11/12/2024	MAVIS WORTHINGTON-01553	\$69.00	1102	Printed	Expense	<input checked="" type="checkbox"/>	11/30/2024	
73649	11/12/2024	MELISSA MOORE-01576	\$42.00	1102	Printed	Expense	<input type="checkbox"/>		
73650	11/12/2024	OPERATIONSHERO, INC	\$2,829.00	1102	Printed	Expense	<input type="checkbox"/>		
73651	11/12/2024	PRICILA CHIM	\$66.00	1102	Printed	Expense	<input checked="" type="checkbox"/>	11/30/2024	

Petersburg School District

Reprint Check Listing

Fiscal Year: 2024-2025

Criteria:

Bank Account: OPERATING ACCOUNT XX3970

From Date: 11/01/2024

To Date: 11/30/2024

From Check:

To Check:

From Voucher:

To Voucher:

Check Number	Date	Payee	Amount	Voucher	Status	Type	Cleared?	Clear Date	Void Date
73652	11/12/2024	RACHEL HUDSON	\$54.00	1102	Printed	Expense	<input checked="" type="checkbox"/>	11/30/2024	
73653	11/12/2024	SEARHC	\$2,925.00	1102	Printed	Expense	<input type="checkbox"/>		
73654	11/12/2024	SEDOR, WENDLANDT, EVENS,-02211	\$276.50	1102	Printed	Expense	<input checked="" type="checkbox"/>	11/30/2024	
73655	11/12/2024	US BINGO, INC	\$332.73	1102	Printed	Expense	<input checked="" type="checkbox"/>	11/30/2024	
73656	11/12/2024	US FOODS, INC.	\$5,865.97	1102	Printed	Expense	<input checked="" type="checkbox"/>	11/30/2024	
73657	11/12/2024	VICTORIA MOORE-02593	\$22.50	1102	Printed	Expense	<input checked="" type="checkbox"/>	11/30/2024	
73658	11/15/2024	ALASKA MARINE LINES-00120	\$135.92	1103	Printed	Expense	<input checked="" type="checkbox"/>	11/30/2024	
73659	11/15/2024	BEST WESTERN COUNTRY LANE	\$218.00	1103	Printed	Expense	<input checked="" type="checkbox"/>	11/30/2024	
73660	11/15/2024	CARLEE JOHNSON-00454	\$350.00	1103	Printed	Expense	<input checked="" type="checkbox"/>	11/30/2024	
73661	11/15/2024	CENA WORHATCH-00478	\$100.00	1103	Printed	Expense	<input checked="" type="checkbox"/>	11/30/2024	
73662	11/15/2024	CHELSEA CORRAO	\$258.00	1103	Printed	Expense	<input type="checkbox"/>		
73663	11/15/2024	FOLLETT SOFTWARE, LLC	\$2,638.10	1103	Printed	Expense	<input checked="" type="checkbox"/>	11/30/2024	
73664	11/15/2024	KAIA DAHL	\$258.00	1103	Printed	Expense	<input type="checkbox"/>		
73665	11/15/2024	KERRI CURTISS-01331	\$258.00	1103	Printed	Expense	<input checked="" type="checkbox"/>	11/30/2024	
73666	11/15/2024	LCG LANTECH, INC	\$60,488.01	1103	Printed	Expense	<input checked="" type="checkbox"/>	11/30/2024	
73667	11/15/2024	MATTINGLY ELECTRIC, LLC-01551	\$288.00	1103	Printed	Expense	<input checked="" type="checkbox"/>	11/30/2024	
73668	11/15/2024	PETERSBURG IGA	\$310.90	1103	Printed	Expense	<input checked="" type="checkbox"/>	11/30/2024	
73669	11/15/2024	PILGRIM'S PRIDE CORPORATION	\$535.62	1103	Printed	Expense	<input type="checkbox"/>		
73670	11/15/2024	PISTON & RUDDER SERVICES, INC	\$191.25	1103	Printed	Expense	<input checked="" type="checkbox"/>	11/30/2024	
73671	11/15/2024	RACHEL ETCHER-00843	\$258.00	1103	Printed	Expense	<input checked="" type="checkbox"/>	11/30/2024	
73672	11/15/2024	RIKKI MCKAY	\$200.00	1103	Printed	Expense	<input type="checkbox"/>		
73673	11/15/2024	S.A. PIAZZA & ASSOCIATES, INC	\$281.35	1103	Printed	Expense	<input checked="" type="checkbox"/>	11/30/2024	
73674	11/15/2024	THE MATH LEARNING CENTER	\$350.00	1103	Printed	Expense	<input checked="" type="checkbox"/>	11/30/2024	

Petersburg School District

Reprint Check Listing

Fiscal Year: 2024-2025

Criteria:

Bank Account: OPERATING ACCOUNT XX3970

From Date: 11/01/2024

To Date: 11/30/2024

From Check:

To Check:

From Voucher:

To Voucher:

Check Number	Date	Payee	Amount	Voucher	Status	Type	Cleared?	Clear Date	Void Date
73675	11/15/2024	UNUM LIFE INSURANCE COMPANY OF-02556	\$438.55	1103	Printed	Expense	<input checked="" type="checkbox"/>	11/30/2024	
73676	11/15/2024	US FOODS, INC.	\$2,344.14	1103	Printed	Expense	<input checked="" type="checkbox"/>	11/30/2024	
73677	11/19/2024	HARBOR FOODSERVICE	\$1,266.37	1104	Printed	Expense	<input type="checkbox"/>		
73678	11/19/2024	MICHAELYN COIL	\$300.00	1104	Printed	Expense	<input checked="" type="checkbox"/>	11/30/2024	
73679	11/19/2024	SHANNON BAIRD	\$280.55	1104	Printed	Expense	<input type="checkbox"/>		
73680	11/19/2024	SOUTHEAST ALASKA FOOD BANK	\$200.00	1104	Printed	Expense	<input checked="" type="checkbox"/>	11/30/2024	
73681	11/19/2024	US FOODS, INC.	\$4,780.69	1104	Printed	Expense	<input type="checkbox"/>		
73682	11/21/2024	PETERSBURG CHAMBER OF COMMERCE-01883	\$1,000.00	1105	Printed	Expense	<input type="checkbox"/>		
73683	11/22/2024	AFLAC-00068	\$902.47	1107	Printed	Expense	<input type="checkbox"/>		
73684	11/22/2024	ALASKA MARINE LINES-00120	\$290.62	1107	Printed	Expense	<input type="checkbox"/>		
73685	11/22/2024	CHELSEA CORRAO	\$400.00	1107	Printed	Expense	<input type="checkbox"/>		
73686	11/22/2024	COLLEGE BOARD	\$312.48	1107	Printed	Expense	<input type="checkbox"/>		
73687	11/22/2024	EDWARD PROTZMAN	\$980.37	1107	Printed	Expense	<input type="checkbox"/>		
73688	11/22/2024	KYM SCOTT	\$940.00	1107	Printed	Expense	<input type="checkbox"/>		
73689	11/22/2024	LCG LANTECH, INC	\$2,443.81	1107	Printed	Expense	<input checked="" type="checkbox"/>	11/30/2024	
73690	11/22/2024	MARY GUDGEL-01537	\$22.35	1107	Printed	Expense	<input checked="" type="checkbox"/>	11/30/2024	
73691	11/22/2024	NICHOLE MATTINGLY-01717	\$400.00	1107	Printed	Expense	<input checked="" type="checkbox"/>	11/30/2024	
73692	11/22/2024	PUBLIC EDUCATION HEALTH TRUST-01982	\$139,103.40	1107	Printed	Expense	<input checked="" type="checkbox"/>	11/30/2024	
73693	11/22/2024	REGION V OF ALASKA SCHOOL ACTIVITIES	\$2,836.00	1107	Printed	Expense	<input type="checkbox"/>		
73694	11/22/2024	STEPHANIE OWENS	\$300.00	1107	Printed	Expense	<input checked="" type="checkbox"/>	11/30/2024	
73695	11/22/2024	STIKINE SERVICES, INC	\$750.00	1107	Printed	Expense	<input checked="" type="checkbox"/>	11/30/2024	
73696	11/22/2024	THE WRITING REVOLUTION INC.	\$945.00	1107	Printed	Expense	<input type="checkbox"/>		

Petersburg School District

Reprint Check Listing

Fiscal Year: 2024-2025

Criteria:

Bank Account: OPERATING ACCOUNT XX3970

From Date: 11/01/2024

To Date: 11/30/2024

From Check:

To Check:

From Voucher:

To Voucher:

Check Number	Date	Payee	Amount	Voucher	Status	Type	Cleared?	Clear Date	Void Date
73697	11/22/2024	TUCKER SERVICES	\$445.00	1107	Printed	Expense	<input checked="" type="checkbox"/>	11/30/2024	
73698	11/22/2024	UNIVERSITY OF ALASKA SE REGISTRAR'S OFFI	\$525.00	1107	Printed	Expense	<input type="checkbox"/>		
73699	11/27/2024	ALASKA MARINE LINES-00120	\$77.35	1114	Printed	Expense	<input type="checkbox"/>		
73700	11/27/2024	BDO	\$6,500.00	1114	Printed	Expense	<input type="checkbox"/>		
73701	11/27/2024	HAMMER & WIKAN-01038	\$973.72	1114	Printed	Expense	<input type="checkbox"/>		
73702	11/27/2024	HILTON ANCHORAGE-01096	\$1,043.00	1114	Printed	Expense	<input type="checkbox"/>		
73703	11/27/2024	MARA LUTOMSKI-01495	\$499.50	1114	Printed	Expense	<input checked="" type="checkbox"/>	11/30/2024	
73704	11/27/2024	STIKINE SERVICES, INC	\$21,046.00	1114	Printed	Expense	<input checked="" type="checkbox"/>	11/30/2024	
73705	11/27/2024	US FOODS, INC.	\$2,780.50	1114	Printed	Expense	<input type="checkbox"/>		
73706	11/29/2024	APEA-00222	\$1,031.10	1115	Printed	Payroll Ded	<input type="checkbox"/>		
73707	11/29/2024	ATP-00262	\$3,277.04	1115	Printed	Payroll Ded	<input type="checkbox"/>		
73708	11/29/2024	GREAT-WEST LIFE & ANNUITY	\$10,416.67	1115	Printed	Payroll Ded	<input type="checkbox"/>		
73709	11/29/2024	MINNESOTA CHILD SUPPORT PAYMENT CENTER	\$520.00	1115	Printed	Payroll Ded	<input type="checkbox"/>		

Total Amount: \$344,184.81

End of Report

Petersburg School District

Non-Check Batch Listing

Fiscal Year: 2024-2025

Criteria:

Bank Account: OPERATING ACCOUNT XX3970

From Date: 11/01/2024

To Date: 11/30/2024

From Voucher:

To Voucher:

Account: XX3970

11/01/2024	BUSINESS CARD-00283	\$499.50	1100	Posted to G/L AP	<input type="checkbox"/>
11/01/2024	BUSINESS CARD-00283	\$555.77	1100	Posted to G/L AP	<input type="checkbox"/>
11/01/2024	BUSINESS CARD-00283	\$549.78	1100	Posted to G/L AP	<input type="checkbox"/>
11/01/2024	BUSINESS CARD-00283	\$452.62	1100	Posted to G/L AP	<input type="checkbox"/>
11/01/2024	BUSINESS CARD-00283	\$499.50	1100	Posted to G/L AP	<input type="checkbox"/>
11/01/2024	BUSINESS CARD-00283	\$25.00	1100	Posted to G/L AP	<input type="checkbox"/>
11/01/2024	BUSINESS CARD-00283	\$499.50	1100	Posted to G/L AP	<input type="checkbox"/>
11/01/2024	BUSINESS CARD-00283	\$981.57	1100	Posted to G/L AP	<input type="checkbox"/>
11/01/2024	BUSINESS CARD-00283	\$1,299.15	1100	Posted to G/L AP	<input type="checkbox"/>
11/01/2024	BUSINESS CARD-00283	\$2,020.86	1100	Posted to G/L AP	<input type="checkbox"/>
11/01/2024	BUSINESS CARD-00283	\$2,753.40	1100	Posted to G/L AP	<input type="checkbox"/>
11/01/2024	BUSINESS CARD-00283	\$271.10	1100	Posted to G/L AP	<input type="checkbox"/>
11/01/2024	BUSINESS CARD-00283	\$881.40	1100	Posted to G/L AP	<input type="checkbox"/>
11/01/2024	BUSINESS CARD-00283	\$2,203.50	1100	Posted to G/L AP	<input type="checkbox"/>
11/01/2024	BUSINESS CARD-00283	\$2,212.32	1100	Posted to G/L AP	<input type="checkbox"/>
11/01/2024	BUSINESS CARD-00283	\$1,474.88	1100	Posted to G/L AP	<input type="checkbox"/>
11/01/2024	BUSINESS CARD-00283	\$390.15	1100	Posted to G/L AP	<input type="checkbox"/>

Petersburg School District

Non-Check Batch Listing

Fiscal Year: 2024-2025

Criteria:

Bank Account: OPERATING ACCOUNT XX3970

From Date: 11/01/2024 To Date: 11/30/2024  
 From Voucher: To Voucher:

11/01/2024	BUSINESS CARD-00283	\$271.10	1100	Posted to G/L AP	<input type="checkbox"/>
11/01/2024	BUSINESS CARD-00283	\$440.70	1100	Posted to G/L AP	<input type="checkbox"/>
11/01/2024	BUSINESS CARD-00283	\$2,644.20	1100	Posted to G/L AP	<input type="checkbox"/>
11/01/2024	BUSINESS CARD-00283	\$324.19	1100	Posted to G/L AP	<input type="checkbox"/>
11/01/2024	BUSINESS CARD-00283	-\$324.19	1100	Posted to G/L AP	<input type="checkbox"/>
11/01/2024	BUSINESS CARD-00283	-\$28.00	1100	Posted to G/L AP	<input type="checkbox"/>
11/01/2024	BUSINESS CARD-00283	\$324.19	1100	Posted to G/L AP	<input type="checkbox"/>
11/01/2024	BUSINESS CARD-00283	\$324.19	1100	Posted to G/L AP	<input type="checkbox"/>
11/01/2024	BUSINESS CARD-00283	\$28.00	1100	Posted to G/L AP	<input type="checkbox"/>
11/01/2024	BUSINESS CARD-00283	\$245.37	1100	Posted to G/L AP	<input type="checkbox"/>
11/01/2024	BUSINESS CARD-00283	\$245.37	1100	Posted to G/L AP	<input type="checkbox"/>
11/01/2024	BUSINESS CARD-00283	\$2,999.79	1100	Posted to G/L AP	<input type="checkbox"/>
11/29/2024	AMAZON.COM-00164	\$42.97	1106	Posted to G/L AP	<input type="checkbox"/>
11/29/2024	AMAZON.COM-00164	\$224.00	1106	Posted to G/L AP	<input type="checkbox"/>
11/29/2024	AMAZON.COM-00164	\$75.98	1106	Posted to G/L AP	<input type="checkbox"/>
11/29/2024	AMAZON.COM-00164	\$143.35	1106	Posted to G/L AP	<input type="checkbox"/>
11/29/2024	AMAZON.COM-00164	\$149.82	1106	Posted to G/L AP	<input type="checkbox"/>
11/29/2024	SIX ROBBLEES' INC	\$753.22	1106	Posted to G/L AP	<input type="checkbox"/>

Petersburg School District

Non-Check Batch Listing

Fiscal Year: 2024-2025

Criteria:

Bank Account: OPERATING ACCOUNT XX3970

From Date: 11/01/2024

To Date: 11/30/2024

From Voucher:

To Voucher:

11/29/2024	AMAZON.COM-00164	\$133.43	1106	Posted to G/L AP	<input type="checkbox"/>
11/29/2024	AMAZON.COM-00164	\$57.32	1106	Posted to G/L AP	<input type="checkbox"/>
11/29/2024	AMAZON.COM-00164	\$274.97	1106	Posted to G/L AP	<input type="checkbox"/>
11/29/2024	AMAZON.COM-00164	\$35.72	1106	Posted to G/L AP	<input type="checkbox"/>
11/29/2024	PETERSBURG BOROUGH-01881	\$462.86	1106	Posted to G/L AP	<input type="checkbox"/>
11/29/2024	P-CARD PROGRAM-01850	\$17.00	1106	Posted to G/L AP	<input type="checkbox"/>
11/29/2024	ALASKA POWER & TELEPHONE-00125	\$110.07	1106	Posted to G/L AP	<input type="checkbox"/>
11/29/2024	AMAZON.COM-00164	\$47.48	1106	Posted to G/L AP	<input type="checkbox"/>
11/29/2024	AMAZON.COM-00164	\$26.94	1106	Posted to G/L AP	<input type="checkbox"/>
11/29/2024	AMAZON.COM-00164	\$104.00	1106	Posted to G/L AP	<input type="checkbox"/>
11/29/2024	ALASKA POWER & TELEPHONE-00125	\$57.79	1106	Posted to G/L AP	<input type="checkbox"/>
11/29/2024	P-CARD PROGRAM-01850	\$174.99	1106	Posted to G/L AP	<input type="checkbox"/>
11/29/2024	ALASKA POWER & TELEPHONE-00125	\$110.07	1106	Posted to G/L AP	<input type="checkbox"/>
11/29/2024	AMAZON.COM-00164	\$37.24	1106	Posted to G/L AP	<input type="checkbox"/>
11/29/2024	PETERSBURG BOROUGH-01881	\$2,700.86	1106	Posted to G/L AP	<input type="checkbox"/>
11/29/2024	PETERSBURG BOROUGH-01881	\$4,282.71	1106	Posted to G/L AP	<input type="checkbox"/>
11/29/2024	ALASKA POWER & TELEPHONE-00125	\$57.79	1106	Posted to G/L AP	<input type="checkbox"/>

Petersburg School District

Non-Check Batch Listing

Fiscal Year: 2024-2025

Criteria:

Bank Account: OPERATING ACCOUNT XX3970

From Date: 11/01/2024

To Date: 11/30/2024

From Voucher:

To Voucher:

11/29/2024	PETERSBURG BOROUGH-01881	\$22,270.65	1106	Posted to G/L AP	<input type="checkbox"/>
11/29/2024	PETRO MARINE SERVICES-01909	\$25,025.50	1106	Posted to G/L AP	<input type="checkbox"/>
11/29/2024	PETERSBURG BOROUGH-01881	\$747.50	1106	Posted to G/L AP	<input type="checkbox"/>
11/29/2024	P-CARD PROGRAM-01850	\$1,550.00	1106	Posted to G/L AP	<input type="checkbox"/>
11/29/2024	COUNCIL FOR EXCEPTIONAL CHILDREN	\$2,290.00	1106	Posted to G/L AP	<input type="checkbox"/>
11/29/2024	AMAZON.COM-00164	\$249.00	1106	Posted to G/L AP	<input type="checkbox"/>
11/29/2024	AMAZON.COM-00164	\$61.13	1106	Posted to G/L AP	<input type="checkbox"/>
11/29/2024	P-CARD PROGRAM-01850	\$300.00	1108	Posted to G/L AP	<input type="checkbox"/>
11/29/2024	SCRIPPS NATIONAL SPELLING BEE, INC.	\$185.00	1108	Posted to G/L AP	<input type="checkbox"/>
11/29/2024	FIRST LEGO ROBOTICS	\$264.84	1109	Posted to G/L AP	<input type="checkbox"/>
11/29/2024	RIO GRANDE-02064	\$466.80	1109	Posted to G/L AP	<input type="checkbox"/>
11/29/2024	PETERSBURG IGA	\$3.79	1109	Posted to G/L AP	<input type="checkbox"/>
11/29/2024	HAMMER & WIKAN-01038	\$282.04	1109	Posted to G/L AP	<input type="checkbox"/>
11/29/2024	P-CARD PROGRAM-01850	\$77.26	1109	Posted to G/L AP	<input type="checkbox"/>
11/29/2024	COMMON GROUNDS-00561	\$31.85	1109	Posted to G/L AP	<input type="checkbox"/>
11/29/2024	COMMON GROUNDS-00561	\$32.00	1109	Posted to G/L AP	<input type="checkbox"/>
11/29/2024	P-CARD PROGRAM-01850	\$170.34	1109	Posted to G/L AP	<input type="checkbox"/>

Petersburg School District

Non-Check Batch Listing

Fiscal Year: 2024-2025

Criteria:

Bank Account: OPERATING ACCOUNT XX3970

From Date: 11/01/2024

To Date: 11/30/2024

From Voucher:

To Voucher:

11/29/2024	P-CARD PROGRAM-01850	\$55.00	1109	Posted to G/L AP	<input type="checkbox"/>
11/29/2024	STAPLES CONTRACT & COMMERCIAL LLC	\$212.45	1110	Posted to G/L AP	<input type="checkbox"/>
11/29/2024	STAPLES CONTRACT & COMMERCIAL LLC	\$212.45	1110	Posted to G/L AP	<input type="checkbox"/>
11/29/2024	P-CARD PROGRAM-01850	-\$2,169.60	1110	Posted to G/L AP	<input type="checkbox"/>
11/29/2024	P-CARD PROGRAM-01850	\$13.99	1110	Posted to G/L AP	<input type="checkbox"/>
11/29/2024	P-CARD PROGRAM-01850	\$260.30	1110	Posted to G/L AP	<input type="checkbox"/>
11/29/2024	P-CARD PROGRAM-01850	\$39.98	1110	Posted to G/L AP	<input type="checkbox"/>
11/29/2024	P-CARD PROGRAM-01850	\$22.78	1110	Posted to G/L AP	<input type="checkbox"/>
11/29/2024	P-CARD PROGRAM-01850	\$135.53	1110	Posted to G/L AP	<input type="checkbox"/>
11/29/2024	P-CARD PROGRAM-01850	\$11.20	1110	Posted to G/L AP	<input type="checkbox"/>
11/29/2024	P-CARD PROGRAM-01850	\$171.69	1110	Posted to G/L AP	<input type="checkbox"/>
11/29/2024	P-CARD PROGRAM-01850	\$69.51	1110	Posted to G/L AP	<input type="checkbox"/>
11/29/2024	P-CARD PROGRAM-01850	\$15.18	1111	Posted to G/L AP	<input type="checkbox"/>
11/29/2024	P-CARD PROGRAM-01850	\$38.51	1111	Posted to G/L AP	<input type="checkbox"/>
11/29/2024	P-CARD PROGRAM-01850	\$38.51	1111	Posted to G/L AP	<input type="checkbox"/>
11/29/2024	P-CARD PROGRAM-01850	\$0.01	1111	Posted to G/L AP	<input type="checkbox"/>
11/29/2024	P-CARD PROGRAM-01850	-\$0.01	1111	Posted to G/L AP	<input type="checkbox"/>

Petersburg School District

Non-Check Batch Listing

Fiscal Year: 2024-2025

Criteria:

Bank Account: OPERATING ACCOUNT XX3970

From Date: 11/01/2024

To Date: 11/30/2024

From Voucher:

To Voucher:

11/29/2024	P-CARD PROGRAM-01850	\$30.00	1111	Posted to G/L AP	<input type="checkbox"/>
11/29/2024	HAMMER & WIKAN-01038	\$34.34	1111	Posted to G/L AP	<input type="checkbox"/>
11/29/2024	HAMMER & WIKAN-01038	\$42.55	1111	Posted to G/L AP	<input type="checkbox"/>
11/29/2024	P-CARD PROGRAM-01850	\$595.00	1112	Posted to G/L AP	<input type="checkbox"/>
11/29/2024	P-CARD PROGRAM-01850	\$562.78	1112	Posted to G/L AP	<input type="checkbox"/>
11/29/2024	P-CARD PROGRAM-01850	-\$52.79	1112	Posted to G/L AP	<input type="checkbox"/>
11/29/2024	P-CARD PROGRAM-01850	\$365.00	1112	Posted to G/L AP	<input type="checkbox"/>
11/29/2024	P-CARD PROGRAM-01850	\$365.00	1112	Posted to G/L AP	<input type="checkbox"/>
11/29/2024	P-CARD PROGRAM-01850	\$365.00	1112	Posted to G/L AP	<input type="checkbox"/>
11/29/2024	HILTON ANCHORAGE-01096	\$45.00	1112	Posted to G/L AP	<input type="checkbox"/>
11/29/2024	P-CARD PROGRAM-01850	-\$3,709.66	1112	Posted to G/L AP	<input type="checkbox"/>
11/29/2024	P-CARD PROGRAM-01850	\$1,336.36	1112	Posted to G/L AP	<input type="checkbox"/>
11/29/2024	P-CARD PROGRAM-01850	\$337.76	1112	Posted to G/L AP	<input type="checkbox"/>
11/29/2024	P-CARD PROGRAM-01850	\$302.50	1112	Posted to G/L AP	<input type="checkbox"/>
11/29/2024	P-CARD PROGRAM-01850	\$1,357.59	1112	Posted to G/L AP	<input type="checkbox"/>
11/29/2024	P-CARD PROGRAM-01850	\$580.00	1113	Posted to G/L AP	<input type="checkbox"/>
11/29/2024	GRAINGER-00995	\$362.00	1113	Posted to G/L AP	<input type="checkbox"/>
11/29/2024	HAMMER & WIKAN-01038	\$218.95	1113	Posted to G/L AP	<input type="checkbox"/>

Petersburg School District

Non-Check Batch Listing

Fiscal Year: 2024-2025

Criteria:

Bank Account: OPERATING ACCOUNT XX3970

From Date: 11/01/2024

To Date: 11/30/2024

From Voucher:

To Voucher:

11/29/2024	HAMMER & WIKAN-01038	\$23.97	1113	Posted to G/L AP	<input type="checkbox"/>
11/29/2024	P-CARD PROGRAM-01850	\$846.79	1113	Posted to G/L AP	<input type="checkbox"/>
11/29/2024	HIGH TIDE ENTERPRISE, LLC	\$142.36	1113	Posted to G/L AP	<input type="checkbox"/>
11/29/2024	WALTER E. NELSON, CO.-02617	\$241.30	1113	Posted to G/L AP	<input type="checkbox"/>
11/29/2024	AMAZON.COM-00164	\$139.82	1113	Posted to G/L AP	<input type="checkbox"/>
11/29/2024	GRAINGER-00995	\$80.40	1113	Posted to G/L AP	<input type="checkbox"/>
11/29/2024	GRAINGER-00995	\$93.75	1113	Posted to G/L AP	<input type="checkbox"/>
11/29/2024	GRAINGER-00995	\$189.14	1113	Posted to G/L AP	<input type="checkbox"/>
11/29/2024	HAMMER & WIKAN-01038	\$26.97	1113	Posted to G/L AP	<input type="checkbox"/>
11/29/2024	EFTPS-00804	\$31,491.61	1116	Posted to G/L PR	<input type="checkbox"/>
11/29/2024	EFTPS-00804	\$1,541.38	1116	Posted to G/L PR	<input type="checkbox"/>
11/29/2024	EFTPS-00804	\$6,924.05	1116	Posted to G/L PR	<input type="checkbox"/>
11/29/2024	EFTPS-00804	\$1,541.38	1116	Posted to G/L PR	<input type="checkbox"/>
11/29/2024	EFTPS-00804	\$6,924.05	1116	Posted to G/L PR	<input type="checkbox"/>
11/29/2024	FIRST BANK-00894	\$369,863.54	1117	Posted to G/L PR	<input type="checkbox"/>
11/29/2024	FIRST BANK-00894	\$3,375.00	1117	Posted to G/L PR	<input type="checkbox"/>
11/29/2024	BREAKAWAY ADVENTURES LLC.-00392	\$1,600.00	1120	Posted to G/L AP	<input type="checkbox"/>
11/29/2024	BREAKAWAY ADVENTURES	\$3,400.00	1120	Posted to G/L AP	<input type="checkbox"/>

Petersburg School District

Non-Check Batch Listing

Fiscal Year: 2024-2025

Criteria:

Bank Account: OPERATING ACCOUNT XX3970

From Date: 11/01/2024

To Date: 11/30/2024

From Voucher:

To Voucher:

Date	Description	Amount	Account	Status	AP
	LLC.-00392				—
11/29/2024	HAMMER & WIKAN-01038	\$111.44	1120	Posted to G/L	<input type="checkbox"/>
11/29/2024	HAMMER & WIKAN-01038	\$49.96	1120	Posted to G/L	<input type="checkbox"/>
11/29/2024	P-CARD PROGRAM-01850	\$135.00	1120	Posted to G/L	<input type="checkbox"/>
11/29/2024	HAMMER & WIKAN-01038	\$241.10	1120	Posted to G/L	<input type="checkbox"/>
11/29/2024	HAMMER & WIKAN-01038	\$63.05	1120	Posted to G/L	<input type="checkbox"/>
11/29/2024	HAMMER & WIKAN-01038	\$146.67	1120	Posted to G/L	<input type="checkbox"/>
11/29/2024	P-CARD PROGRAM-01850	\$21.51	1120	Posted to G/L	<input type="checkbox"/>
11/29/2024	P-CARD PROGRAM-01850	\$338.00	1120	Posted to G/L	<input type="checkbox"/>
11/29/2024	P-CARD PROGRAM-01850	\$690.00	1120	Posted to G/L	<input type="checkbox"/>
11/29/2024	STUDEBAKER'S PIZZA-02332	\$335.78	1120	Posted to G/L	<input type="checkbox"/>
11/29/2024	HAMMER & WIKAN-01038	\$176.70	1120	Posted to G/L	<input type="checkbox"/>
11/29/2024	HAMMER & WIKAN-01038	\$64.85	1120	Posted to G/L	<input type="checkbox"/>
11/29/2024	P-CARD PROGRAM-01850	\$350.00	1120	Posted to G/L	<input type="checkbox"/>
11/29/2024	TIDES INN-02478	\$450.00	1120	Posted to G/L	<input type="checkbox"/>
11/29/2024	TIDES INN-02478	\$300.00	1120	Posted to G/L	<input type="checkbox"/>
11/29/2024	P-CARD PROGRAM-01850	\$183.75	1120	Posted to G/L	<input type="checkbox"/>
11/29/2024	P-CARD PROGRAM-01850	\$279.25	1120	Posted to G/L	<input type="checkbox"/>

Petersburg School District

Non-Check Batch Listing

Fiscal Year: 2024-2025

Criteria:

Bank Account: OPERATING ACCOUNT XX3970

From Date: 11/01/2024

To Date: 11/30/2024

From Voucher:

To Voucher:

11/29/2024	TIDES INN-02478	\$300.00	1120	Posted to G/L AP	<input type="checkbox"/>
11/29/2024	TIDES INN-02478	\$300.00	1120	Posted to G/L AP	<input type="checkbox"/>
11/29/2024	P-CARD PROGRAM-01850	\$340.00	1120	Posted to G/L AP	<input type="checkbox"/>
11/29/2024	P-CARD PROGRAM-01850	\$340.00	1120	Posted to G/L AP	<input type="checkbox"/>
11/29/2024	P-CARD PROGRAM-01850	\$340.00	1120	Posted to G/L AP	<input type="checkbox"/>
11/29/2024	P-CARD PROGRAM-01850	\$474.14	1120	Posted to G/L AP	<input type="checkbox"/>
11/29/2024	P-CARD PROGRAM-01850	\$400.00	1120	Posted to G/L AP	<input type="checkbox"/>
11/29/2024	P-CARD PROGRAM-01850	\$120.00	1120	Posted to G/L AP	<input type="checkbox"/>
11/29/2024	P-CARD PROGRAM-01850	\$712.57	1120	Posted to G/L AP	<input type="checkbox"/>
11/29/2024	P-CARD PROGRAM-01850	\$357.04	1120	Posted to G/L AP	<input type="checkbox"/>
11/29/2024	P-CARD PROGRAM-01850	\$553.00	1120	Posted to G/L AP	<input type="checkbox"/>
11/29/2024	P-CARD PROGRAM-01850	-\$237.00	1120	Posted to G/L AP	<input type="checkbox"/>
11/29/2024	P-CARD PROGRAM-01850	\$342.64	1120	Posted to G/L AP	<input type="checkbox"/>
11/29/2024	P-CARD PROGRAM-01850	\$48.00	1120	Posted to G/L AP	<input type="checkbox"/>
11/08/2024	FIRST BANK-00894	\$5.00	1121	Posted to G/L AP	<input type="checkbox"/>
11/08/2024	REVTRAK INC.-02052	\$331.02	1121	Posted to G/L AP	<input type="checkbox"/>
11/08/2024	REVTRAK INC.-02052	\$19.95	1121	Posted to G/L AP	<input type="checkbox"/>
11/29/2024	AMAZON.COM-00164	\$46.14	1123	Posted to G/L AP	<input type="checkbox"/>

Petersburg School District

Non-Check Batch Listing

Fiscal Year: 2024-2025

Criteria:

Bank Account: OPERATING ACCOUNT XX3970

From Date: 11/01/2024 To Date: 11/30/2024  
 From Voucher: To Voucher:

11/29/2024	AMAZON.COM-00164	\$15.96	1123	Posted to G/L AP	<input type="checkbox"/>
11/29/2024	AMAZON.COM-00164	\$60.59	1123	Posted to G/L AP	<input type="checkbox"/>
11/29/2024	AMAZON.COM-00164	\$22.30	1123	Posted to G/L AP	<input type="checkbox"/>
11/29/2024	AMAZON.COM-00164	\$7.99	1123	Posted to G/L AP	<input type="checkbox"/>
11/29/2024	AMAZON.COM-00164	\$218.09	1123	Posted to G/L AP	<input type="checkbox"/>
11/29/2024	PETERSBURG IGA	\$72.54	1123	Posted to G/L AP	<input type="checkbox"/>
11/29/2024	PETERSBURG IGA	\$72.40	1123	Posted to G/L AP	<input type="checkbox"/>
11/29/2024	PETERSBURG IGA	\$13.96	1123	Posted to G/L AP	<input type="checkbox"/>
11/29/2024	PETERSBURG IGA	\$22.58	1123	Posted to G/L AP	<input type="checkbox"/>
11/29/2024	PETERSBURG IGA	\$23.50	1123	Posted to G/L AP	<input type="checkbox"/>
11/29/2024	PETERSBURG IGA	\$75.15	1123	Posted to G/L AP	<input type="checkbox"/>
11/29/2024	HAMMER & WIKAN-01038	\$37.02	1123	Posted to G/L AP	<input type="checkbox"/>
11/29/2024	HAMMER & WIKAN-01038	\$109.80	1123	Posted to G/L AP	<input type="checkbox"/>
11/29/2024	HAMMER & WIKAN-01038	\$23.30	1123	Posted to G/L AP	<input type="checkbox"/>
11/29/2024	P-CARD PROGRAM-01850	\$59.88	1123	Posted to G/L AP	<input type="checkbox"/>

Total for Fund:	172	Total Amount:	<u>\$529,428.18</u>
		Total Amount:	<u>\$529,428.18</u>

End of Report

Petersburg School District

Student Activities Summary Report

Fiscal Year: 2024-2025

From: 11/1/2024 To: 11/30/2024

Print Detail

Page Break by Activity

Exclude Encumbrances

Reverse Signs

Subtotal By Journal

	Range Beg. Balance	Range Revenue	Range Expenditures	Balance	Encumbrances	Available Balance
710.100.100.422.830 HS ART FUND BALANCE	344.63	300.00	.00	644.63	.00	644.63
710.100.100.423.830 HS JEWELRY FUND BALANCE	607.16	563.20	(733.77)	436.59	267.00	703.59
710.100.160.450.830 HS CULINARY ARTS FUND BALANCE	451.41	.00	.00	451.41	.00	451.41
710.100.200.475.830 HS SPED ACTIVITIES FUND BALANCE	1,274.26	202.16	(90.12)	1,386.30	90.12	1,476.42
710.100.350.402.830 HS MATH FUND BALANCE	603.40	.00	.00	603.40	.00	603.40
710.100.350.415.830 HS LIBRARY FUND BALANCE	2,025.27	.00	.00	2,025.27	.00	2,025.27
710.100.350.418.830 HS GLACIER SURVEY FUND BALANCE	941.22	.00	.00	941.22	.00	941.22
710.100.350.460.830 HS SHOP FUND BALANCE	27,619.80	.00	(1,436.70)	26,183.10	1,139.43	27,322.53
710.100.350.480.830 HS TESTING FEES FUND BALANCE	778.20	507.00	(837.48)	447.72	.00	447.72
710.100.350.620.830 NATURAL HELPERS/GREEN DOT FUND BALANCE	1,227.91	.00	.00	1,227.91	.00	1,227.91
710.100.350.865.830 NATIONAL HONOR SOCIETY FUND BALANCE	54.86	.00	.00	54.86	.00	54.86
710.100.350.875.830 MARK FOSSE AWARD FUND BALANCE	193.60	.00	.00	193.60	.00	193.60
710.100.400.410.830 HS PRINCIPALS FUND BALANCE	807.26	.00	(32.27)	774.99	75.00	849.99
710.100.700.408.830 HS MUSIC FUND BALANCE	10,152.08	3,190.00	(3,540.00)	9,802.08	.00	9,802.08
710.100.700.409.830 HS JAZZ BAND FUND BALANCE	204.21	.00	.00	204.21	.00	204.21
710.100.700.414.830 HS DDF FUND BALANCE	375.80	.00	.00	375.80	.00	375.80
710.100.700.424.830 HS YEARBOOK FUND BALANCE	2,153.45	70.00	.00	2,223.45	.00	2,223.45
710.100.700.610.830 CLOSE UP FUND BALANCE	8,604.32	.00	.00	8,604.32	.00	8,604.32
710.100.700.625.830 TSUMANI BOWL FUND BALANCE	1,951.27	.00	.00	1,951.27	.00	1,951.27
710.100.700.710.830 HS CROSS COUNTRY FUND BALANCE	5,657.03	300.00	(3,488.00)	2,469.03	.00	2,469.03

Petersburg School District

Student Activities Summary Report

Fiscal Year: 2024-2025

From: 11/1/2024 To: 11/30/2024

Print Detail

Page Break by Activity

Exclude Encumbrances

Reverse Signs

Subtotal By Journal

	Range Beg. Balance	Range Revenue	Range Expenditures	Balance	Encumbrances	Available Balance
710.100.700.715.830 HS SWIM/DIVE TEAM FUND BALANCE	(116.07)	.00	(96.00)	(212.07)	.00	(212.07)
710.100.700.720.830 HS VOLLEYBALL FUND BALANCE	2,089.33	240.00	(2,841.70)	(512.37)	.00	(512.37)
710.100.700.725.830 HS WRESTLING FUND BALANCE	3,366.08	.00	(144.00)	3,222.08	.00	3,222.08
710.100.700.730.830 HS BOYS BASKETBALL FUND BALANCE	4,846.76	.00	(391.71)	4,455.05	391.71	4,846.76
710.100.700.735.830 HS GIRLS BASKETBALL FUND BALANCE	(3,691.02)	2,745.61	.00	(945.41)	.00	(945.41)
710.100.700.740.830 HS CHEERLEADING FUND BALANCE	970.32	.00	.00	970.32	.00	970.32
710.100.700.745.830 HS TRACK FUND BALANCE	(1,026.16)	.00	(288.00)	(1,314.16)	.00	(1,314.16)
710.100.700.746.830 TRACK FACILITIES FUND BALANCE	158.28	.00	.00	158.28	.00	158.28
710.100.700.750.830 HS BASEBALL FUND BALANCE	(2,785.58)	45.00	.00	(2,740.58)	.00	(2,740.58)
710.100.700.751.830 BASEBALL FIELD FUND BALANCE	251.00	.00	.00	251.00	.00	251.00
710.100.700.760.830 HS ESPORTS FUND BALANCE	.00	.00	.00	.00	.00	.00
710.100.700.765.830 HS SOFTBALL FUND BALANCE	440.52	.00	.00	440.52	.00	440.52
710.100.700.785.830 REGION V TOURNAMENTS FUND BALANCE	(13,748.92)	1,625.41	(8,329.48)	(20,452.99)	741.10	(19,711.89)
710.100.700.810.830 VIKING STORE - ACTIVITIES FUND BALANCE	556.23	.00	.00	556.23	.00	556.23
710.100.700.820.830 SECONDARY ACTIVITIES DONATIONS FUND BALANCE	15,793.82	.00	.00	15,793.82	.00	15,793.82
710.100.700.825.830 STUDENT GOVERNMENT FUND BALANCE	9,288.92	(10.00)	(64.85)	9,214.07	.00	9,214.07
710.100.700.835.830 HS SCHOOL WIDE PLAY FUND BALANCE	4,297.00	.00	.00	4,297.00	.00	4,297.00
710.100.700.840.830 HS ARTFEST FUND BALANCE	1,132.39	.00	.00	1,132.39	.00	1,132.39
710.100.700.921.830 CLASS OF 2021 FUND BALANCE	583.18	.00	.00	583.18	.00	583.18

Petersburg School District

Student Activities Summary Report

Fiscal Year: 2024-2025

From: 11/1/2024 To: 11/30/2024

Print Detail

Page Break by Activity

Exclude Encumbrances

Reverse Signs

Subtotal By Journal

	Range Beg. Balance	Range Revenue	Range Expenditures	Balance	Encumbrances	Available Balance
710.100.700.922.830 CLASS OF 2022 FUND BALANCE	952.90	.00	.00	952.90	.00	952.90
710.100.700.923.830 CLASS OF 2023 FUND BALANCE	1,002.41	.00	.00	1,002.41	.00	1,002.41
710.100.700.924.830 CLASS OF 2024 FUND BALANCE	2,282.80	.00	.00	2,282.80	.00	2,282.80
710.100.700.925.830 CLASS OF 2025 FUND BALANCE	2,694.94	.00	.00	2,694.94	.00	2,694.94
710.100.700.926.830 CLASS OF 2026 FUND BALANCE	3,170.16	.00	.00	3,170.16	.00	3,170.16
710.100.700.927.830 CLASS OF 2027 FUND BALANCE	448.66	488.95	.00	937.61	.00	937.61
710.100.700.928.830 CLASS OF 2028 FUND BALANCE	.00	.00	.00	.00	.00	.00
710.100.700.929.830 CLASS OF 2029 FUND BALANCE	.00	.00	.00	.00	.00	.00
710.200.350.408.830 MS MUSIC FUND BALANCE	33.95	.00	.00	33.95	.00	33.95
710.200.350.865.830 NATIONAL HONOR SOCIETY - JUNIOR FUND BALANCE	848.31	.00	.00	848.31	.00	848.31
710.200.400.410.830 MS PRINCIPALS FUND BALANCE	125.07	.00	.00	125.07	.00	125.07
710.200.700.419.830 MS ROBOTICS FUND BALANCE	3,283.26	.00	.00	3,283.26	.00	3,283.26
710.200.700.424.830 MS YEARBOOK FUND BALANCE	2,294.91	20.00	.00	2,314.91	.00	2,314.91
710.200.700.710.830 MS CROSS COUNTRY FUND BALANCE	50.00	.00	.00	50.00	.00	50.00
710.200.700.740.830 MS CHEERLEADING FUND BALANCE	389.59	.00	.00	389.59	.00	389.59
710.200.700.755.830 MS NYO FUND BALANCE	465.68	.00	.00	465.68	.00	465.68
710.200.700.780.830 MS ACTIVITIES & TOURNAMENTS FUND BALANCE	560.98	.00	.00	560.98	.00	560.98
710.200.700.825.830 MS STUDENT GOVERNMENT FUND BALANCE	4,450.82	544.00	(622.54)	4,372.28	622.54	4,994.82
710.200.700.850.830 MS BAKING CLUB FUND BALANCE	1,060.78	200.00	(46.21)	1,214.57	46.21	1,260.78
710.300.200.475.830 ES SPED ACTIVITIES FUND BALANCE	308.00	.00	.00	308.00	.00	308.00

Petersburg School District

Student Activities Summary Report

Fiscal Year: 2024-2025

From: 11/1/2024 To: 11/30/2024

Print Detail

Page Break by Activity

Exclude Encumbrances

Reverse Signs

Subtotal By Journal

	Range Beg. Balance	Range Revenue	Range Expenditures	Balance	Encumbrances	Available Balance
710.300.350.615.830 ES STIKINE RIVER TRIP FUND BALANCE	7,676.60	.00	.00	7,676.60	.00	7,676.60
710.300.700.424.830 ES YEARBOOK FUND BALANCE	3,429.89	.00	.00	3,429.89	.00	3,429.89
710.300.700.815.830 ES SCHOOL STORE & CLUBS FUND BALANCE	1,271.18	.00	(185.00)	1,086.18	185.00	1,271.18
710.300.700.825.830 ES STUDENT GOVERNMENT FUND BALANCE	272.31	.00	.00	272.31	.00	272.31
710.300.700.860.830 ES EARTH CLUB FUND BALANCE	58.00	.00	.00	58.00	.00	58.00
710.500.200.470.830 SPED MEMORIAL ACCOUNT FUND BALANCE	10,000.50	.00	.00	10,000.50	.00	10,000.50
710.500.700.600.830 CONCESSIONS FUND BALANCE	1,845.80	986.71	(1,512.49)	1,320.02	.00	1,320.02
710.500.700.665.830 STUDENT BASIC NEEDS SUPPORT FUND BALANCE	8,162.18	.00	(541.68)	7,620.50	61.13	7,681.63
710.500.700.670.830 STEREO REPAIR/REPLACEMENT FUND BALANCE	906.59	.00	.00	906.59	.00	906.59
710.500.700.675.830 PIXELLOT ADVERTISEMENTS FUND BALANCE	4,969.59	.00	.00	4,969.59	.00	4,969.59
710.500.700.700.830 ACTIVITY DIRECTOR FUND BALANCE	(15.74)	.00	.00	(15.74)	.00	(15.74)
710.500.700.855.830 SCHOOL GARDEN FUND BALANCE	4,976.50	.00	.00	4,976.50	.00	4,976.50
710.500.700.880.830 MARQUEE SIGN FUND BALANCE	197.49	.00	.00	197.49	.00	197.49
<b>GRAND TOTALS</b>	<b>156,607.33</b>	<b>12,018.04</b>	<b>(25,222.00)</b>	<b>143,403.37</b>	<b>3,619.24</b>	<b>147,022.61</b>

End of Report



# INVOICE

November 20, 2024

Petersburg School Dist  
201 Charles W St Box 289  
Petersburg, AK 99833

ATTN:

**Invoice Number: 0703724-2411**

**Invoice Amount: \$ 82,346.29**

This invoice amount represents the total balances of all Corporate Card accounts for the billing period ending November 20, 2024.

Your payment is due **December 17, 2024**.

Payment will be automatically withdrawn from your bank account if your organization has pre-arranged payment. If not, please remit payment by electronic means or by mailing a cheque for the Invoice amount to the appropriate address below. Payments must be sent with a detailed breakdown of how the payment needs to be applied, including the 16-digit card numbers or billing account and the total amount to be paid.

BMO Accounts	Diners Club Accounts
Payment By Mail	Payment By Mail
BMO P.O. Box 5732 Carol Stream, IL 60197-5732	Diners Club P.O. Box 5732 Carol Stream, IL 60197-5732
Payment By Overnight Delivery	Payment By Overnight Delivery
FIS BMO Attn: Lockbox# 5732 270 Remington Blvd, Suite B Bolingbrook, IL 60440	FIS BMO Attn: Lockbox# 5732 270 Remington Blvd, Suite B Bolingbrook, IL 60440

If you have any questions regarding this invoice or supporting documents, please contact Corporate Client Services:

BMO Accounts	Diners Club Accounts
By Phone: 1-855-825-9234	By Phone: 1-800-2-DINERS (1-800-234-6377)
By e-mail: corporate.clientservices@bmo.com	By e-mail: dinersclub.service@bmo.com

Thank you for your continued business.



Please attach a copy of this invoice or the information below this line with your cheque payment.

Petersburg School Dist  
201 Charles W St Box 289  
Petersburg, AK 99833

Invoice Number: 0703724-2411  
Amount Paid: \$ 82,346.29  
Payment Due Date: December 17, 2024



# Statement

<b>Account Name:</b>	BILLING ACCOUNT 033153	<b>Card Number:</b>	xxxx-xxxx-xxxx-3153
<b>Company Name:</b>	PETERSBURG SCHOOL DIST	<b>Account Limit:</b>	\$ 300,000.00
<b>Employee ID:</b>	772180000055104	<b>Available Credit:</b>	\$ 217,653.71
<b>Statement Date (MM/DD/YYYY):</b>	11/20/2024	<b>Currency:</b>	U.S. DOLLAR
<b>Payment Due Date (MM/DD/YYYY):</b>	12/17/2024		

## Statement Summary:

*Report any items which do not agree with your records within 30 days of the statement date.*

<b>Previous Balance:</b>	\$ 82,114.05
<b>Payments:</b>	\$ -82,114.05
<b>Adjustments:</b>	\$ 0.00
<b>Net Purchases:</b>	\$ 82,346.29
<b>Cash Advance:</b>	\$ 0.00
<b>Fees:</b>	\$ 0.00
<b>Other Charges:</b>	\$ 0.00
<b>New Account Balance:</b>	\$ 82,346.29

## Transaction Summary:

Trans Date	Posting Date Trans ID	Description	Pre-Tax Amount Auth #	Total Tax	Trans Amount
<b>Card Number xxxx-xxxx-xxxx-3153 BILLING ACCOUNT 033153</b>					
10/28	10/28 557946282	AUTOMATIC PYMT RECEIVED	\$ -82,114.05	\$ 0.00	\$ -82,114.05
			<b>TOTAL CREDITS</b>	<b>xxxx-xxxx-xxxx-3153</b>	<b>\$ -82,114.05</b>
			<b>TOTAL DEBITS</b>	<b>xxxx-xxxx-xxxx-3153</b>	<b>\$ 0.00</b>
<b>Card Number xxxx-xxxx-xxxx-9986 BAIRD, SHANNON</b>					
10/18	10/21 556889762	AMAZON MARK QW70H1EB3 SEATTLE WA	\$ 225.65 054439	\$ 23.35 (e)	\$ 249.00
10/18	10/21 556889760	AMZN MKTP US 060WX3OT3 AMZN.COM/BILL WA	\$ 26.94 014295	\$ 0.00	\$ 26.94
10/19	10/21 556889761	AMAZON MKTPL 3U1487XN3 AMZN.COM/BILL WA	\$ 37.24 015654	\$ 0.00	\$ 37.24
10/21	10/22 557135108	SIX ROBBLEES SEATTLE TUKWILA WA	\$ 753.22 061100	\$ 0.00	\$ 753.22
10/21	10/22 557134872	AMAZON MKTPL B08KZ2B13 AMZN.COM/BILL WA	\$ 42.97 034678	\$ 0.00	\$ 42.97
10/22	10/23 557434486	AMAZON MKTPL UA30P91M3 AMZN.COM/BILL WA	\$ 75.98 000978	\$ 0.00	\$ 75.98
10/22	10/23 557434487	AMAZON MKTPL 5T21L9LA3 AMZN.COM/BILL WA	\$ 224.00 075276	\$ 0.00	\$ 224.00
10/22	10/24 557661082	COUNCIL FOR EXCEPTIONA ARLINGTON VA	\$ 2,160.36 002869	\$ 129.64	\$ 2,290.00

10/24	10/24 557661083	AMAZON MARK 8I4AT5T33 SEATTLE WA	\$ 55.40 014766	\$ 5.73 (e)	
10/27	10/28 558236606	AMAZON.COM 6J28L7OS3 AMZN.COM/BILL WA	\$ 35.72 035866	\$ 0.00	\$ 35.72
10/28	10/29 558354765	AMAZON MKTPL 4Q3NY7YI3 AMZN.COM/BILL WA	\$ 104.00 080016	\$ 0.00	\$ 104.00
11/03	11/04 559190213	AMAZON MKTPL OW6RD69Y3 AMZN.COM/BILL WA	\$ 149.82 056581	\$ 0.00	\$ 149.82
11/04	11/05 559645753	AMAZON MARK SE75Y76F3 SEATTLE WA	\$ 43.03 031257	\$ 4.45 (e)	\$ 47.48
11/05	11/06 559706983	AMAZON MARK U24553F43 SEATTLE WA	\$ 120.92 017240	\$ 12.51 (e)	\$ 133.43
11/05	11/06 559706982	AMAZON MARK RZ24W4PK3 SEATTLE WA	\$ 129.90 008117	\$ 13.45 (e)	\$ 143.35
11/08	11/11 560367494	PSN PETERSBURG UTILITY PETERSBURG AK	\$ 30,239.21 064678	\$ 0.00 (e)	\$ 30,239.21
11/08	11/11 560367497	ALASKA TELEPHONE COMPA PORT TOWNSEND WA	\$ 57.79 047312	\$ 0.00	\$ 57.79
11/08	11/11 560367573	ALASKA TELEPHONE COMPA PORT TOWNSEND WA	\$ 110.07 030010	\$ 0.00	\$ 110.07
11/08	11/11 560367495	PSN PETERSBURG UTILITY PETERSBURG AK	\$ 225.37 012623	\$ 0.00 (e)	\$ 225.37
11/08	11/11 560367498	ALASKA TELEPHONE COMPA PORT TOWNSEND WA	\$ 110.07 039790	\$ 0.00	\$ 110.07
11/08	11/11 560367574	ALASKA TELEPHONE COMPA PORT TOWNSEND WA	\$ 57.79 051365	\$ 0.00	\$ 57.79
11/08	11/11 560367496	PETRO MARINE SERVICES PETERSBURG AK	\$ 25,025.50 078978	\$ 0.00	\$ 25,025.50
11/12	11/13 560977749	AMAZON MARK UP2AR0Q13 SEATTLE WA	\$ 51.94 053964	\$ 5.38 (e)	\$ 57.32
11/12	11/13 560977750	AMAZON MARK Y71IK6353 SEATTLE WA	\$ 249.18 073283	\$ 25.79 (e)	\$ 274.97
11/12	11/13 560977748	AMAZON MARK 7X05P0JF3 SEATTLE WA	\$ 158.58 041847	\$ 16.41 (e)	\$ 174.99
11/13	11/13 560977747	NYTIMES 800-698-4637 NY	\$ 17.00 061814	\$ 0.00	\$ 17.00
11/19	11/20 562187843	I DO EVENTS ANCHORAGE AK	\$ 1,550.00 046469	\$ 0.00	\$ 1,550.00

**TOTAL CREDITS** xxxx-xxxx-xxxx-9986 **\$ 0.00**  
**TOTAL DEBITS** xxxx-xxxx-xxxx-9986 **\$ 62,274.36**

**Card Number xxxx-xxxx-xxxx-3497 BULLER, AARON S**

10/18	10/21 556889683	WALTER E NELSON CO OF AUBURN WA	\$ 231.65 012469	\$ 9.65	\$ 241.30
10/22	10/23 557434409	GRAINGER LAKE FOREST IL	\$ 80.40 093065	\$ 0.00	\$ 80.40
10/22	10/23 557434408	GRAINGER LAKE FOREST IL	\$ 93.75 005208	\$ 0.00	\$ 93.75
10/22	10/24 557661081	HAMMER & WIKAN #5828 PETERSBURG AK	\$ 218.95 068496	\$ 0.00 (e)	\$ 218.95

<b>TOTAL CREDITS</b>	<b>xxxx-xxxx-xxxx-3497</b>	<b>\$ 0.00</b>
<b>TOTAL DEBITS</b>	<b>xxxx-xxxx-xxxx-3497</b>	<b>\$ 634.40</b>

**Card Number xxxx-xxxx-xxxx-9601 BULLER, AARON S**

11/12	11/13 560977670	HAMMER & WIKAN #5828 PETERSBURG AK	\$ 23.97 000883	\$ 0.00 (e)	\$ 23.97
11/12	11/13 560977671	AMZ NATIONAL PUMP SU 866-216-1072 WA	\$ 767.37 099999	\$ 79.42 (e)	\$ 846.79
11/13	11/14 561187753	GRAINGER LAKE FOREST IL	\$ 551.14 082996	\$ 0.00	\$ 551.14
11/14	11/15 561407754	HAMMER & WIKAN #5828 PETERSBURG AK	\$ 26.97 022751	\$ 0.00 (e)	\$ 26.97
11/18	11/20 562187842	HIGH TIDE PARTS PETERSBURG AK	\$ 142.36 038785	\$ 0.00 (e)	\$ 142.36
11/19	11/19 561987430	AMAZON.COM 488GJ9253 AMZN.COM/BILL WA	\$ 139.82 042739	\$ 0.00	\$ 139.82
11/19	11/20 562187767	TEAMVIEWERGBMHUS LARGO FL	\$ 542.06 024843	\$ 37.94 (e)	\$ 580.00

<b>TOTAL CREDITS</b>	<b>xxxx-xxxx-xxxx-9601</b>	<b>\$ 0.00</b>
<b>TOTAL DEBITS</b>	<b>xxxx-xxxx-xxxx-9601</b>	<b>\$ 2,311.05</b>

**Card Number xxxx-xxxx-xxxx-4710 CABRAL, JAIME**

10/17	10/21 556889685	PETERSBURG PILOT PETERSBURG AK	\$ 21.51 047968	\$ 0.00 (e)	\$ 21.51
10/19	10/21 556889686	BEST WESTERN COUNTRY L JUNEAU AK	\$ 279.25 083084	\$ 0.00	\$ 279.25
10/20	10/21 556889684	HAMMER & WIKAN, INC. PETERSBURG AK	\$ 241.10 079261	\$ 0.00 (e)	\$ 241.10
10/24	10/25 557884245	SLEEP INN SEATAC WA	\$ 183.75 064912	\$ 0.00	\$ 183.75
10/24	10/25 557884244	JUNEAU CAR RENTAL JUNEAU AK	\$ 357.04 062235	\$ 0.00 (e)	\$ 357.04
10/30	10/31 558806038	HAMMER & WIKAN, INC. PETERSBURG AK	\$ 63.05 081338	\$ 0.00 (e)	\$ 63.05
10/30	10/31 558806039	SQ BREAKAWAY FERRY AN GOSQ.COM AK	\$ 3,400.00 014043	\$ 0.00	\$ 3,400.00
10/31	11/01 559095061	HAMMER & WIKAN, INC. PETERSBURG AK	\$ 146.67 091688	\$ 0.00 (e)	\$ 146.67
10/31	11/01 559095062	AMHS WEB RESERVATION KETCHIKAN AK	\$ 553.00 036724	\$ 0.00 (e)	\$ 553.00
11/01	11/01 559095063	ATHLETIC.NET TF OUTDOR SHERWOOD OR	\$ 135.00 016581	\$ 0.00	\$ 135.00
11/01	11/01 559095064	ATHLETIC.NET TF OUTDOR SHERWOOD OR	\$ 120.00 087217	\$ 0.00	\$ 120.00
11/01	11/04 559190211	STUDEBAKER'S PIZZA PETERSBURG AK	\$ 335.78 027680	\$ 0.00 (e)	\$ 335.78
11/01	11/04 559190133	SQ EL ZARAPE LLC PETERSBURG AK	\$ 338.00 097829	\$ 0.00	\$ 338.00
11/01	11/04 559190209	FIRE CATERING LLC PETERSBURG AK	\$ 690.00 024298	\$ 0.00 (e)	\$ 690.00

11/01	11/04 559190210	TIDES INN 907-772-4288 AK	\$ 300.00 074491	\$ 0.00	\$ 300.00
11/03	11/04 559190132	ENTERPRISE RENT-A-CAR ANCHORAGE AK	\$ 342.64 098712	\$ 0.00	\$ 342.64
11/04	11/06 559708099	ALASKA SEAPLANES JUNEAU AK	\$ 350.00 008933	\$ 0.00 (e)	\$ 350.00
11/06	11/11 560367340	VAL ASPEN SUITES HOTE ANCHORAGE AK	\$ 340.00 024058	\$ 0.00	\$ 340.00
11/06	11/11 560367414	VAL ASPEN SUITES HOTE ANCHORAGE AK	\$ 340.00 062520	\$ 0.00	\$ 340.00
11/06	11/11 560367339	VAL ASPEN SUITES HOTE ANCHORAGE AK	\$ 340.00 054824	\$ 0.00	\$ 340.00
11/07	11/08 560207061	AMHS WEB RESERVATION KETCHIKAN AK	\$ -237.00 000000	\$ 0.00 (e)	\$ -237.00
11/07	11/11 560367416	TIDES INN PETERSBURG AK	\$ 450.00 063930	\$ 0.00	\$ 450.00
11/07	11/11 560367415	KETCHIKAN AIRPORT KETCHIKAN AK	\$ 48.00 095074	\$ 0.00	\$ 48.00
11/08	11/11 560367417	TIDES INN PETERSBURG AK	\$ 300.00 050544	\$ 0.00	\$ 300.00
11/09	11/11 560367337	HAMMER & WIKAN, INC. PETERSBURG AK	\$ 176.70 031619	\$ 0.00 (e)	\$ 176.70
11/10	11/11 560367338	ENTERPRISE RENT-A-CAR ANCHORAGE AK	\$ 474.14 090854	\$ 0.00	\$ 474.14
11/13	11/13 560977669	AIRBNB HMHMZ92XSE 4158005959 CA	\$ 655.99 049571	\$ 56.58 (e)	\$ 712.57
11/13	11/14 561187674	SQ BREAKAWAY ADVENTUR GOSQ.COM AK	\$ 1,600.00 044520	\$ 0.00	\$ 1,600.00
11/13	11/14 561187750	SQ BREAKAWAY ADVENTUR GOSQ.COM AK	\$ 400.00 046817	\$ 0.00	\$ 400.00
11/15	11/18 561515720	TIDES INN PETERSBURG AK	\$ 300.00 042970	\$ 0.00	\$ 300.00
11/15	11/18 561515718	HAMMER & WIKAN #5828 PETERSBURG AK	\$ 49.96 017566	\$ 0.00 (e)	\$ 49.96
11/15	11/18 561515719	HAMMER & WIKAN, INC. PETERSBURG AK	\$ 111.44 047848	\$ 0.00 (e)	\$ 111.44
11/19	11/20 562187766	HAMMER & WIKAN, INC. PETERSBURG AK	\$ 64.85 019408	\$ 0.00 (e)	\$ 64.85

TOTAL CREDITS xxxx-xxxx-xxxx-4710

\$ -237.00

TOTAL DEBITS xxxx-xxxx-xxxx-4710

\$ 13,564.45

## Card Number xxxx-xxxx-xxxx-1145 CURTISS, NANCY

10/28	10/29 558354688	HAMMER & WIKAN, INC. PETERSBURG AK	\$ 282.04 066732	\$ 0.00 (e)	\$ 282.04
10/28	10/30 558523651	PETERSBURG IGA PETERSBURG AK	\$ 3.58 000726	\$ 0.21	\$ 3.79
11/02	11/04 559190131	SQ COMMON GROUNDS, LL PETERSBURG AK	\$ 63.85 071693	\$ 0.00	\$ 63.85
11/07	11/11 560367258	MMTOOLPARTS 8004858200 UT	\$ 72.89 077357	\$ 4.37	\$ 77.26

11/08	11/11 560367259	MORPHO TRUST MA ENROLL BILLERICA MA	\$ 55.00 090865	\$ 0.00	
11/08	11/11 560367336	FIRST FOR INSPIRATION 603-6663906 NH	\$ 264.84 084005	\$ 0.00	\$ 264.84
11/09	11/11 560367260	RIO GRANDE INC 800-545-6566 NM	\$ 466.80 046188	\$ 0.00	\$ 466.80
11/17	11/18 561515717	BIO RAD LABORATORIES HERCULES CA	\$ 170.34 045802	\$ 0.00	\$ 170.34

**TOTAL CREDITS** xxxx-xxxx-xxxx-1145 **\$ 0.00**  
**TOTAL DEBITS** xxxx-xxxx-xxxx-1145 **\$ 1,383.92**

**Card Number xxxx-xxxx-xxxx-6889 JOHNSON MCINTOSH, CARLEE**

10/21	10/22 557134871	CURB LV TAXI YCS QUEENS NY	\$ 38.51 003977	\$ 0.00	\$ 38.51
10/24	10/28 558236605	CURB LV TAXI YCS QUEENS NY	\$ 38.51 097439	\$ 0.00	\$ 38.51
10/25	10/28 558236603	CAESARS HOTEL & CASINO LAS VEGAS NV	\$ -0.01 000000	\$ 0.00	\$ -0.01
10/25	10/28 558236604	CAESARS HOTEL & CASINO LAS VEGAS NV	\$ 15.18 012358	\$ 0.00	\$ 15.18
10/25	10/28 558236602	CAESARS HOTEL & CASINO LAS VEGAS NV	\$ 0.01 087401	\$ 0.00	\$ 0.01
10/31	11/01 559095065	HAMMER & WIKAN, INC. PETERSBURG AK	\$ 34.34 058717	\$ 0.00 (e)	\$ 34.34
11/02	11/04 559190212	KIDSGARDENING BURLINGTON VT	\$ 28.30 007887	\$ 1.70 (e)	\$ 30.00
11/07	11/08 560207063	HAMMER & WIKAN, INC. PETERSBURG AK	\$ 42.55 034066	\$ 0.00 (e)	\$ 42.55

**TOTAL CREDITS** xxxx-xxxx-xxxx-6889 **\$ -0.01**  
**TOTAL DEBITS** xxxx-xxxx-xxxx-6889 **\$ 199.10**

**Card Number xxxx-xxxx-xxxx-3497 KLUDT-PAINTER, JON**

10/25	10/28 558236447	AMZN MKTP US IK1KG2XB3 AMZN.COM/BILL WA	\$ 260.30 071514	\$ 0.00	\$ 260.30
10/26	10/28 558236448	AMAZON MKTPL 033PA85S3 AMZN.COM/BILL WA	\$ 22.78 072785	\$ 0.00	\$ 22.78
10/29	10/30 558523649	AMAZON MKTPL EL2QM58Z3 AMZN.COM/BILL WA	\$ 135.53 069358	\$ 0.00	\$ 135.53
10/31	11/01 559094986	WEBROOT-ANTIVIRUS 866-254-8400 CA	\$ -2,169.60 003914	\$ 0.00 (e)	\$ -2,169.60
11/05	11/06 559708098	USPS.COM CLICKNSHIP 800-3447779 DC	\$ 11.20 018950	\$ 0.00	\$ 11.20
11/08	11/11 560367257	FS TECHSMITH SANTA BARBAR CA	\$ 12.98 070714	\$ 1.01 (e)	\$ 13.99
11/08	11/11 560367256	GITARAUDIO 8005960190 PA	\$ 37.72 026487	\$ 2.26	\$ 39.98
11/09	11/11 560367180	STAPLS7908761249000001 877-8267755 NJ	\$ 424.90 087732	\$ 0.00	\$ 424.90
11/15	11/18 561515641	SP MINDS-I EDUCATION LIBERTY LAKE WA	\$ 158.83 087904	\$ 12.86 (e)	\$ 171.69

11/17	11/18 561515640	AMAZON.COM FF5YU8N73 AMZN.COM/BILL WA	\$ 62.99 052672	\$ 6.52	
-------	--------------------	---------------------------------------	--------------------	---------	--

**TOTAL CREDITS** xxxx-xxxx-xxxx-3497 **\$ -2,169.60**  
**TOTAL DEBITS** xxxx-xxxx-xxxx-3497 **\$ 1,149.88**

**Card Number xxxx-xxxx-xxxx-9406 LUTOMSKI, MARA**

10/24	10/25 557884246	AIRBNB HMEDM4XZZR 4158005959 CA	\$ -3,415.11 000000	\$ -294.55 (e)	\$ -3,709.66
10/25	10/28 558236526	ASDN_ACSA 92N3HPVTP7D JUNEAU AK	\$ 365.00 048796	\$ 0.00	\$ 365.00
10/25	10/28 558236527	ASDN_ACSA 92N3HPVTP7D JUNEAU AK	\$ 365.00 032522	\$ 0.00	\$ 365.00
10/29	10/29 558354764	AIRBNB HMXS8WX8DJ 4158005959 CA	\$ 1,230.25 042495	\$ 106.11 (e)	\$ 1,336.36
10/30	10/31 558806115	HOTELCOM72059433279782 HOTELS.COM WA	\$ 306.08 041732	\$ 31.68 (e)	\$ 337.76
10/30	10/31 558806040	HOTELCOM72059433237932 HOTELS.COM WA	\$ 274.13 095607	\$ 28.37 (e)	\$ 302.50
11/07	11/08 560207062	ASDN_ACSA YKNKLDH547J JUNEAU AK	\$ 365.00 086301	\$ 0.00	\$ 365.00
11/09	11/11 560367418	SP FEZIBO LAS VEGAS NV	\$ 519.29 013693	\$ 43.49 (e)	\$ 562.78
11/10	11/12 560788713	HILTON ANCHORAGE ANCHORAGE AK	\$ 45.00 031167	\$ 0.00	\$ 45.00
11/12	11/14 561187752	SP FEZIBO LAS VEGAS NV	\$ -48.71 000000	\$ -4.08 (e)	\$ -52.79
11/13	11/14 561187751	AMER WLDNG SOCTY CONF MIAMI FL	\$ 556.07 020060	\$ 38.93 (e)	\$ 595.00
11/18	11/19 561987429	AIRBNB HMRX2KEMBH 4158005959 CA	\$ 1,249.80 013645	\$ 107.79 (e)	\$ 1,357.59

**TOTAL CREDITS** xxxx-xxxx-xxxx-9406 **\$ -3,762.45**  
**TOTAL DEBITS** xxxx-xxxx-xxxx-9406 **\$ 5,631.99**

**Card Number xxxx-xxxx-xxxx-2408 WARD, IOANA**

10/21	10/23 557434410	PETERSBURG IGA PETERSBURG AK	\$ 68.44 064683	\$ 4.10	\$ 72.54
10/24	10/25 557884242	HAMMER & WIKAN, INC. PETERSBURG AK	\$ 37.02 094717	\$ 0.00 (e)	\$ 37.02
10/24	10/25 557884243	GIMKIT PRO - 1 YEAR SEATTLE WA	\$ 59.88 046684	\$ 0.00	\$ 59.88
10/26	10/28 558236524	AMAZON MKTPL 8G0618ZM3 AMZN.COM/BILL WA	\$ 46.14 038527	\$ 0.00	\$ 46.14
10/26	10/28 558236523	AMAZON.COM CB8677PG3 AMZN.COM/BILL WA	\$ 15.96 052574	\$ 0.00	\$ 15.96
10/26	10/28 558236525	AMAZON MARK Z68451C00 SEATTLE WA	\$ 54.91 073065	\$ 5.68 (e)	\$ 60.59
10/28	10/30 558523650	PETERSBURG IGA PETERSBURG AK	\$ 68.31 049649	\$ 4.09	\$ 72.40

10/29	10/31 558805961	PETERSBURG IGA PETERSBURG AK	\$ 13.17 014647	\$ 0.79	
10/30	10/31 558806037	AMZN MKTP US VW7RB04Q3 AMZN.COM/BILL WA	\$ 22.30 025637	\$ 0.00	\$ 22.30
10/30	10/31 558806036	AMZN MKTP US NP8L45VZ3 AMZN.COM/BILL WA	\$ 7.99 072123	\$ 0.00	\$ 7.99
10/31	11/01 559094987	HAMMER & WIKAN, INC. PETERSBURG AK	\$ 109.80 096812	\$ 0.00 (e)	\$ 109.80
11/05	11/07 560056103	PETERSBURG IGA PETERSBURG AK	\$ 21.31 070235	\$ 1.27	\$ 22.58
11/11	11/13 560977668	PETERSBURG IGA PETERSBURG AK	\$ 22.17 098650	\$ 1.33	\$ 23.50
11/12	11/14 561187673	PETERSBURG IGA PETERSBURG AK	\$ 70.90 051020	\$ 4.25	\$ 75.15
11/14	11/15 561407753	HAMMER & WIKAN, INC. PETERSBURG AK	\$ 23.30 058292	\$ 0.00 (e)	\$ 23.30
11/16	11/18 561515716	AMAZON MKTPL GV1EE1JA3 AMZN.COM/BILL WA	\$ 218.09 035581	\$ 0.00	\$ 218.09

**TOTAL CREDITS** xxxx-xxxx-xxxx-2408 **\$ 0.00**  
**TOTAL DEBITS** xxxx-xxxx-xxxx-2408 **\$ 881.20**

**Card Number xxxx-xxxx-xxxx-0225 WORHATCH, CENA**

10/23	10/24 557661080	SCRIPPS NATIONAL SPELL CINCINNATI OH	\$ 171.61 015646	\$ 13.39	\$ 185.00
11/05	11/06 559708097	AMERICAN RED CROSS 800-733-2767 DC	\$ 283.02 083935	\$ 16.98 (e)	\$ 300.00

**TOTAL CREDITS** xxxx-xxxx-xxxx-0225 **\$ 0.00**  
**TOTAL DEBITS** xxxx-xxxx-xxxx-0225 **\$ 485.00**

## Regular Meeting

Tuesday, November 19, 2024 6:00 PM

MS/HS Library, 109 Charles W St, Petersburg, AK 99833

Carey Case: Present  
Sarah Holmgrain: Present  
Katie Holmlund: Absent  
Niccole Olsen: Present  
Kari Petersen: Present

### 1. CALL TO ORDER

**Discussion:** President Holmgrain called the meeting to order at 6:02pm

### 2. DETERMINE QUORUM

**Discussion:** Quorum was present to do business

### 3. PLEDGE OF ALLEGIANCE

**Discussion:** President Holmgrain led the group in the Pledge of Allegiance.

### 4. APPROVAL OF AGENDA

**Action(s):**

Approve agenda as written. This motion, made by Sarah Holmgrain and seconded by Niccole Olsen, Passed.

**Voting Detail:**

Carey Case: Yea

Sarah Holmgrain: Yea

Katie Holmlund: Yea

Niccole Olsen: Yea

Kari Petersen: Yea

**Voting Summary:** Yea: 5, Nay: 0

### 5. STUDENT REPRESENTATIVE REPORT

**Discussion:** None

### 6. CORRESPONDENCE

**Discussion:** None

### 7. COMMENTS FROM AUDIENCE UNRELATED TO AGENDA ITEMS

**Discussion:** None

### 8. COMMENTS FROM AUDIENCE RELATED TO AGENDA ITEMS

**Discussion:** None

### 9. COMMENTS FROM BOARD MEMBERS

**Discussion:** President Holmgrain reported about the AASB conference that she attended and noted several good speakers. Encouraged all board members to plan to go while serving on the board.

### 10. CONSENT AGENDA

**Action(s):**

Approve Consent Agenda. This motion, made by Sarah Holmgrain and seconded by Carey Case,

Passed.

**Voting Detail:**

Carey Case: Yea  
Sarah Holmgrain: Yea  
Katie Holmlund: Yea  
Niccole Olsen: Yea  
Kari Petersen: Yea

**Voting Summary:** Yea: 5, Nay: 0

- 10.1. OCT, 2024 Monthly accounting report, bills, payroll, and electronic fund transfers, Fundraised Student Activities Summary Report and P-Card statements in the amount of \$1,052,017.23
- 10.2. OCT. 15, 2024, regular board meeting minutes  
NOV. 12th, 2024, special meeting minutes
- 10.3. Personnel Action Report

**11. ADMINISTRATIVE REPORTS**

- 11.1. Superintendent's report **Presenter:** Superintendent Taylor  
**Discussion:** See attached
- 11.2. Elementary Principal's Report **Presenter:** Principal Heather Conn  
**Discussion:** See attached
- 11.3. MS/HS Principal's Report **Presenter:** Principal Brad King  
**Discussion:** See attached
- 11.4. Director of Activities Report  
**Discussion:** See attached
- 11.5. Director of Facilities and Maintenance Report **Presenter:** Aaron Buller  
**Discussion:** See attached
- 11.6. Special Education/ District Testing Coordinator  
**Discussion:** See attached
- 11.7. Director of Food Service/Nutrition  
**Discussion:** See attached

**12. SCHOOL BOARD COMMITTEE REPORTS**

**Discussion:** Member Olsen reported about the Wellness Committee meeting. Reported about the need for swimsuits and gym shoes if people care to donate items. There might be an AMSEA class in December. They discussed that PMC will administer a community health survey soon.

Member Petersen volunteered to be on the Technology Committee and the Budget Committee.

**13. OLD BUSINESS**

- 13.1. Action: Policy Updates - Second Final Reading  
**Action(s):**  
Approve the updates to BP 5112.2, BP 4112.1, BP

6161.2 and Remove AR 0520, BP 5125.3, and Exhibit 6171. This motion, made by Sarah Holmgrain and seconded by Carey Case, Passed.

**Voting Detail:**

Carey Case: Yea  
Sarah Holmgrain: Yea  
Katie Holmlund: Absent  
Niccole Olsen: Yea  
Kari Petersen: Yea

**Voting Summary:** Yea: 4, Nay: 0, Absent: 1

14. **NEW BUSINESS**

14.1. Action: Out of State Travel Request

**Action(s):**

Approve the out of state travel for August 2026. This motion, made by Sarah Holmgrain and seconded by Niccole Olsen, Passed.

**Voting Detail:**

Carey Case: Yea  
Sarah Holmgrain: Yea  
Katie Holmlund: Absent  
Niccole Olsen: Yea  
Kari Petersen: Yea

**Voting Summary:** Yea: 4, Nay: 0, Absent: 1

**Discussion:** High School English teacher Elsa Wintersteen asked permission to take a group of Drama students on an EF Educational Tour to Scotland in August 2026. They will be creating a play to perform at the festival as well as in town. They had to apply and be invited. Cost will be approximately \$7000 per student.

14.2. Action: Teen Mental Health First Aid curriculum

**Action(s):**

Approve the Teen Mental Health First Aid curriculum and presenters. This motion, made by Sarah Holmgrain and seconded by Carey Case, Passed.

**Voting Detail:**

Carey Case: Yea  
Sarah Holmgrain: Yea  
Katie Holmlund: Absent  
Niccole Olsen: Yea

Kari Petersen: Yea

**Voting Summary:** Yea: 4, Nay: 0, Absent: 1

14.3. Action: SY 2024-2025 Calendar Change

**Action(s) :**

Approve the move of January 27th Inservice to January 7th. This motion, made by Sarah Holmgrain and seconded by Niccole Olsen, Passed.

**Voting Detail:**

Carey Case: Yea

Sarah  
Holmgrain: Yea

Katie Holmlund: Absent

Niccole Olsen: Yea

Kari Petersen: Yea

**Voting Summary:** Yea: 4, Nay: 0, Absent: 1

14.4. Action: SY 2025-2026 Calendar

**Action(s) :**

Approve the presented SY 25-26 Calendar. This motion, made by Sarah Holmgrain and seconded by Niccole Olsen, Passed.

**Voting Detail:**

Carey Case: Yea

Sarah  
Holmgrain: Yea

Katie Holmlund: Absent

Niccole Olsen: Yea

Kari Petersen: Yea

**Voting Summary:** Yea: 4, Nay: 0, Absent: 1

**Discussion:** Comments from the board were positive and appreciated taking feedback into consideration.

14.5. Review: Stedman Elementary Communication Plan

**Discussion:** Stedman Elementary has a Facebook, Instagram and Twitter (X) account.

14.6. Informational: FY24 Financial Audit Final

**15. ADDITIONAL COMMENTS FROM BOARD MEMBERS**

**16. FUTURE AGENDA ITEMS**

**Discussion:** Policy and Budget revision.

**17. OTHER NEW BUSINESS**

**18. ADJOURNMENT**

**Action(s) :**

Adjourn. This motion, made by Sarah Holmgrain and seconded by Kari Petersen, Passed.

**Voting Detail:**

Carey Case:	Yea
Sarah Holmgrain:	Yea
Katie Holmlund:	Absent
Niccole Olsen:	Yea
Kari Petersen:	Yea

**Voting Summary:** Yea: 4, Nay: 0, Absent: 1

---

Board Secretary

---

Board President



Mara Lutomski <exec@pcsd.us>

---

## Fwd: Good bye

---

PSD Superintendent <supt@pcsd.us>  
To: Mara Lutomski <exec@pcsd.us>

Thu, Dec 5, 2024 at 10:14 AM

----- Forwarded message -----

From: **Barbara Marifern** <bmarifern@pcsd.us>  
Date: Thu, Dec 5, 2024 at 9:46 AM  
Subject: Good bye  
To: Heather Conn <hconn@pcsd.us>, PSD Superintendent <supt@pcsd.us>

12/5/24

Dear School Board, Superintendent, and rest of Petersburg School District Staff,

It is with great excitement that I announce I will be done working at Petersburg School District at the end of this school year. I have been very blessed to work with so many amazing people who have taught me so much throughout the years. As well as, have given me wonderful support through some very trying times in my life. It is a wonderful family that I will truly miss. However, it is time for me to blow this popsicle stand and do something else! Thank you for everything.

Sincerely, Barb Marifern

--

Barb Marifern Integrated Special Education Teacher  
Stedman Elementary School  
[bmarifern@pcsd.us](mailto:bmarifern@pcsd.us)  
877-526-7656  
Ring central link <https://v.ringcentral.com/join/553374412>

--

*MISSION: Petersburg Schools will advocate for continuous growth, promote a healthy environment, and provide diverse educational opportunities where all students achieve.*

Robyn Taylor  
Superintendent  
Petersburg School District  
P.O. Box 289  
Petersburg, AK 99833

Phone and Fax: 1-877-526-7656

E-mail: [supt@pcsd.us](mailto:supt@pcsd.us)

Website: [www.pcsd.us](http://www.pcsd.us)

PLEASE NOTE: This communication, including any attachment, contains information that may be confidential or privileged, and is intended solely for the entity or individual to whom it is addressed and contents may be subject to terms of the federal Family Educational Rights and Privacy Act (FERPA). If you are not the intended recipient, you should delete this message and are hereby notified that any disclosure, copying, or distribution of this message is strictly prohibited.



Mara Lutomski <exec@pcsd.us>

---

## Fwd: End of Service

---

**Carlee JohnsonMcIntosh** <cjohnson@pcsd.us>  
To: Mara Lutomski <exec@pcsd.us>

Fri, Dec 6, 2024 at 12:22 PM

----- Forwarded message -----

From: **Brittany Hutto** <bhutto@pcsd.us>  
Date: Fri, Dec 6, 2024, 12:00 PM  
Subject: End of Service  
To: Carlee JohnsonMcIntosh <cjohnson@pcsd.us>

Heyyy.

Thank you so much for the opportunity to work for your program. I have learned so much about food and Alaska culture.

My last day of service will be Friday, December 20th.

Cheers to new adventures.

Thank you again for taking a chance on me.

Best regards,

Brittany Hutto.

# **Personnel Action Report for 2024-2025**

December 17, 2024

---

## **EMPLOYMENT OF CERTIFIED PERSONNEL**

David Fonken  
25-26 Elementary Counselor

Trinity Edwards  
25-26 Secondary Math Teacher

## **RESIGNATION/RETIREMENT CERTIFIED PERSONNEL**

Barb Marifern  
PK SPED  
Resigning as of June 1

## **EMPLOYMENT OF CLASSIFIED PERSONNEL**

Mary Gudgel  
HS Parapro

Lori Marsh  
MS/HS Office

## **RESIGNATION/RETIREMENT CLASSIFIED PERSONNEL**

Brian Anderson  
Retired as of Nov 27<sup>th</sup>  
37 years of service

Brittany Hutto  
Resigning as of Dec 20<sup>th</sup>  
Food Service

## **EXTRA DUTY CONTRACT**

Carlee Johnson McIntosh  
Concessions

Kelli Slaven/Kacey Hammer Split  
Asst Cheer PHS

### **2024-2025 School Year**

Teachers	38.00
Classified	36.50
Principals	2.00
District Administration/Exempt (Superintendent, Finance, Maintenance, Food Service, Board Admin, Special education, tech , athletics)	8.00
<b>Total Employees</b>	<b>85.50</b>

## Superintendent's Report December 2024

### Capital Improvement Projects:

**General Obligation Bond:** The Alaska Municipal Bond Bank Authority met on December 10th and officially approved the Petersburg Borough General Obligation Bond.

*Ordinance #2024-12, titled "An Ordinance Providing for the Submission to the Qualified Voters of Petersburg Borough the Question of the Issuance of Not-to-Exceed Three Million Five Hundred Thousand Dollars (\$3,500,000) of General Obligation Bonds, to Pay Costs of Public School Capital Improvements in the Borough," passed its third reading at the August 5th Petersburg Borough Assembly meeting. These funds will assist with the costs of the Petersburg High School/Middle School Roof Replacement, the Petersburg High School/Middle School Security and Access Renovation, and the Petersburg Community and Gym Sewer Line Repair projects.*

### Project Updates

#### 1. PHS/MMS Roof Replacement

- The 95% design drawings have been reviewed and submitted to the Alaska Department of Education and Early Development (DEED) for final compliance.
- Once approved, the project is scheduled to go out to bid on January 3, 2025.

#### 2. PHS Administrative Renovation

- The 95% design drawings have been reviewed; one correction was identified and addressed.
- The revised drawings will be submitted to DEED for final compliance review.
- This project is also anticipated to go out to bid on January 3, 2025.

#### 3. Petersburg Door Security Upgrade

- LCG will be onsite in early January to provide architectural and engineering services, including a door schedule drawing for the district's door security upgrades.
- Contracted cost for this phase: \$89,920.80.
- Due to the complexity of the electrical and mechanical components involved, the actual work is expected to take place during the summer of 2026.
- Scope Consideration: The project may focus on common area doors (e.g., gym, library) for fob access, while classroom doors may retain traditional key access. All exterior doors will be fob access. This decision will be cost-dependent.

#### 4. Condition Survey

- LCG has proposed a contract of \$135,941.30 to conduct a Code and Condition Survey across all district facilities (approximately 120,000 sq. ft.):
  - Petersburg Middle/High School
  - Stedman Elementary School
  - Voc/Ed Shop Building
  - District Office Building

- This survey will evaluate mechanical and electrical systems, identifying visible deficiencies to help prioritize future capital improvement projects.
- Historical Context: The last condition survey was completed in 2008 by Jensen, Yorba, and Lott.
- Significance: A current survey will improve Petersburg’s DEED Capital Improvement Project (CIP) rankings. For example:
  - The PHS/MMS Security and Access Renovation project ranked 46 on the FY 2026 CIP Major Maintenance List.
  - Petersburg received 0 out of 10 points for not having a condition survey. Had full points been awarded, the project would have moved up to approximately 38 on the list.

**Alaska Developmental Profile**

The State of Alaska Department of Education and Early Development has released its Alaska Developmental Profile results (ADP). The ADP is a way for teachers to assess where students are when they enter school based on the child’s skills and behaviors. There are 13 identified goals that children entering kindergarten should be demonstrating on a consistent basis according to Alaska’s [Early Learning Guidelines](#) for children from birth to school entry.

Our Petersburg kindergarten students demonstrated that they are entering school more prepared for success than their counterparts across the state.

Results Overview <span style="float: right; border: 1px solid black; padding: 2px 5px;">Download ADP Results (.csv)</span>			
Group	Count of Students with Ratings	Consistently Met All 13 Goals	Consistently Met At Least 11 of the 13 Goals
Statewide	7831	18.92%	30.71%
Petersburg Borough School District	23	52.17%	73.91%
Rae C. Stedman Elementary	23	52.17%	73.91%

**Budget Updates:**

**Winter Budget Revision**

Director of Finance, Shannon Baird, will present the winter budget revision. The administrative and executive teams have carefully reviewed both short- and long-term needs and liabilities. The District Budget committee met in October to review priorities and give input. These updates are reflected in the proposed revision.

To align with Alaska DEED requirements, we will reduce fund balance (operating capital) to 10% of expenditures by the end of FY26. We ended FY24 with a fund balance (operating capital) of 16.63%. Proposed expenditures are strategic and designed to support the district's mission. Details will be outlined in the Director of Finance's presentation.

The Alaska Council of School Administrators shared this information regarding Governor Dunleavy's press conference on December 11th, 2024.

*Governor Dunleavy released his proposed budget for FY26 during a [press conference](#) this afternoon. The proposed budget did not include funding increases for education. The budget proposed included flat funding to the BSA and Pupil Transportation.*

*The proposed education budget includes:*

- *Total in K-12 Education \$1.5 billion*
- *\$1.1 billion in K-12 Foundation Formula funding*
- *\$67.8 million for Pupil Transportation*
- *\$2.75 million in continued support for Career and Technical Education, Teacher Apprenticeships, and Teacher Recruitment and Retention Initiatives*

*The proposed overall budget is \$14.2 billion with a \$1.5 billion shortfall, covered by a draw from the CBR. The governor's proposed budget also includes a full \$3,892 statutory PFD, costing \$2.5 billion.*

### **Staff Wellness**

The district's Vitality Wellness Cheer Team—Shannon, Jon, Mara, and Robyn—has been actively encouraging staff to prioritize their health and wellness. Staff members enrolled in the district's Public Education Health Trust insurance plan are urged to sign up for the Vitality Wellness App and aim for "Silver" status.

If at least 50% of members achieve Silver status by the end of December 2024, the district and staff will continue to benefit from a 2% discount on insurance premiums. In 2024, this 2% premium credit saved a total of \$33,448.07, with \$27,293.63 going to the district and \$6,154.44 benefiting employees.

As on December 11th, we only need one more member to achieve Silver Status!

### **Early Education**

Ginger Evens continues working to prepare the district to reapply for the Early Education Program Grant as well as setting the district up to apply for .5 ADM funding approval through operations of a preschool program.

### **Nutrition- Healthy Meals Incentive Awards**

- Innovation in Nutrition Education

- Innovation in Nutrition Education recognizes the implementation of nutrition education activities that make classroom, cafeteria, community, and home connections for students and parents/guardians.
- Innovation in the Preparation of School Meals
- Innovation in the Preparation of School Meals recognizes schools who plan and prepare scratch recipes for school breakfast and lunch.
- Innovation in the Cultural Diversity of School Meals
- Innovation in the Cultural Diversity of School Meals recognizes nutritious school meal menu options that reflect the different cultures of students.
- Small and/or Rural SFA Breakfast Trailblazer
- School breakfast can be the foundation to student success. The Small and/or Rural SFA Breakfast Trailblazer fuels a student's day by providing a nutritious breakfast with limited added sugars.

### Technology

- Khanmigo training for staff coming in January
- "Rooms" for teacher messaging

### Testing

- There was a fire alarm during the recent SAT testing on 12/7 resulting in the invalidation of those tests. The make-up date is scheduled for 12/21.
- The Winter MAPS testing window is currently taking place.
  - Elementary School- The week of December 9th
  - Middle School- The week of 12/16
  - High School- The week of 1/8

### Upcoming Dates:

December 20-21 Basketball vs. Sitka

#### **December 23rd-January 7th- Christmas Break**

January 3-4	Basketball @ Craig PHS Cheer Clinic @ PHS Gym
January 6th	Teacher inservice- no school for students
<b>January 7-</b>	<b>Teacher inservice- no school for students (new)</b>
January 8th	Policy committee meeting 3:30 District Office
January 10-11	PHS Homecoming vs. Wrangell
January 13th	MMS Awards Assembly 7th hour
January 14th	Poetry Out Loud- Auditorium 2-3 pm
January 15th	Wellness committee meeting 3:30 PHS Library
January 16-18	3rd Annual Petersburg Varsity Invitational Tournament
January 21st	School Board Meeting 6:00
January 23-25	MMS Wrestling @ Wrangell PHS Basketball 3rd Annual JV Jamboree
<b>January 27th</b>	<b>Regular School Day (new)</b>
Jan 30-Feb 1	PHS Basketball @ Lumen Christi
February 5th	Policy committee meeting 3:30 District Office
February 7-8	Basketball vs. Metlakatla

February 11th Budget Committee meeting 6:00 p.m. PHS Library  
February 14-15 PHS Basketball @ Haines  
February 17th President's Day- No School for Student/Teacher Inservice  
February 18th School Board meeting 6:00 PHS Library  
February 21-22 PHS Basketball @ Wrangell  
February 27-28 Parent Teacher Conferences-  
Early Out Elementary

## Elementary Report

Tuesday, December 17th @5:30

1. Shout Outs!
  - a. Chelsea and Dakota
  - b. Marketa Ith
2. What has happened?
  - a. Early Out: November 25th and 26th
  - b. P/T Conferences 11/25 & 11/26
    - i. Attendance Total
      1. Preschool = 3 out of 3
      2. Kindergarten = 21 out of 22
      3. 1st Grade = 38 out of 40
      4. 2nd Grade = 33 out of 36
      5. 3rd Grade = 27 out of 29
      6. 4th Grade = 34 out of 38
      7. 5th Grade = 30 out of 36
      8. Total = 186 out of 204 = 91% attendance
    - c. December Music Concerts
    - d. Hosting a School Improvement and Data Talk - Posted to pcsd.us
      - i. You are invited: Nov. 22nd @10:15am Stedman Library
        1. [Agenda](#)
3. 24-25 Enrollment
  - a. PreK = 3, K = 22, 1= 40, 2= 35, 3= 29, 4= 38, 5= 36 Total= 203
4. Focus
  - a. Winter Benchmark Testing
  - b. CLSD *Application Ready by January*
  - c. DWEEP Grant - Ginger
  - d. Visible Learning Instruction
  - e. Learning Walks
  - f. Learning Dispositions
  - g. Adjusting Schedules
    - i. Looking at adding an Art class
  - h. Social Media Platforms (Up and Going: Twitter and Facebook)
    - i. Kicked off Instagram and problem solving.
  - i. Communication Protocol - Posted to pcsd.us
  - j. Communication Plan - Posted to pcsd.us
  - k. Updating School Improvement Plan - Posted to pcsd.us
5. What is to come?
  - a. In the Middle of Winter Benchmarking
  - b. Break
  - c. Coffee Hour with the Principal January 22nd 3:00-4:00pm
    - i. School Improvement and Data Talk
  - d. STREAM Night January 30th @6:30pm

## Activities/Athletics Report for School Board

**December 2024**

### **PHS Volleyball**

PHS Volleyball completed their season finishing 3rd at the Regional Tournament in Craig. Congratulations on a great season and thank you to the families, parents, and community for supporting the Volleyball program.

### **PHS Wrestling**

Just returned from the Regional Tournament in Haines and heading to state. Qualifiers to come!

Thank you to all who came to support the PHS Wrestling team at their home tournament!

### **Coach Certifications Pushing for Level 1**

We will move to get all our Coaches and Advisors to full level 1 certification with the NFHS. This is in the works to become mandatory through the state association.

### **Title VI Indian Education**

Planning our Title VI Indian Education Cultural and Future planning trip for February 13-Feb 16.

### **ASAA Calendar Change**

ASAA has made an update to the 2025-2026 Calendar of Events. The 2026 State Basketball Tournament will take place on March 12-14, 2026. This is an adjustment to the previous draft dates of March 19-22, 2026.

I am currently returning from the National Interscholastic Athletic Administrators Association Meetings and will give a report in January. Looking to bring in a new program for the remainder of the school year of 2024-2025 and continue to build leadership with our students in activities with a program entitled SALT. This is a growing program across the country to build leadership skills and unity amongst all students involved in extra-curricular activities.

**\*Season Schedules are available online at [www.pcsd.us](http://www.pcsd.us) Activities & Athletics page.**

### **PHS & MMS GEAR**

Get Viking Gear at the Viking Store online. The link can be found on any of the PHS & MMS Activities & Athletics web pages. New items have been added to the Petersburg Viking Store.

### **BENEFITS OF EDUCATION-BASED ACTIVITIES**

*A few credible facts about the benefits of student activities from Performing Arts to Athletics that the National Federation of High School State Associations is publishing. The governing body of all high school activities.*

## *COST-BENEFIT*

*At a cost of only one to 5 percent (or less in many cases) of an overall school's budget, school activity programs are one of today's best bargains. It is in these vital programs – sports, music, speech, theatre, art— where young people learn lifelong lessons that complement the academic lessons taught in the classroom. From a cost standpoint, activity programs are an exceptional bargain when matched against the overall school district's education budget.*

- *Activities Support the Academic Mission of Schools. They are not a diversion, but rather an extension of a good educational program. Students who participate in activity programs tend to have higher grade-point averages, better attendance records, lower dropout rates, and fewer discipline problems than students generally.*
- *Activities are Inherently Educational. Activity programs provide valuable lessons and skills for practical situations – like teamwork, fair play, and hard work. Through participation in activity programs, students learn self-discipline, build self-confidence, and develop skills to handle competitive situations. These are qualities students need if they are to become responsible adults, productive citizens, and skilled professionals.*
- *Activities Promote Health and Well-being. Mental and physical health is improved through activities. Self-concept, self-image, physical activity, and weight management are a few of these health benefits realized through activity participation.*
- *Activities Foster Success in Later Life. Participation in high school activities is often a predictor of later success – in college, a career, and becoming a contributing healthy member of society.*

### **Special Education Report:**

District has applied for 3 new intensive funding applications. They are currently in review at the state for approval.

PHS Shredsafe program continues to provide services to the community with confidential shredding services: [Shredsafe@pcsd.us](mailto:Shredsafe@pcsd.us)

Secondary programs are beginning the application process this month for a gear store with the partnership of the Department of Vocational Rehabilitation S'cool store.

Professional Development planning using funds from the Hurst Grant

3 staff attending Council of Exceptional Children conference in March 25

5 staff attending Alaska Special Education Conference Feb 25

3 staff attending the Alaska Early Learning Conference in Feb. 25

5-6 staff attending the Science of Reading Conference May 25

The Inclusive/Accessible Playground at Elementary is in the starting phase with designs. This is funded by the Hurst grant to increase spaces for all students to participate and develop essential relationships through play.

### **District Test Coordinator Report:**

Winter MAP testing has began

Stedman last week

MMS this week

PHS will take the MAP in January.

Technology concerns continue.

Continued communication with NWEA regarding computer glitches and strongly advocating for improvements on the user end of the system. Extremely appreciative of Mr. Painter for his diligence in communication with NWEA.

# FACILITIES AND MAINTENANCE UPDATE 12/17

1. After 37 Years of loyal custodial service to Petersburg School District, Brian Anderson has Retired.
2. 95% drawings of HS office remodel has been submitted from LCG.
  - a. [95% HS Office Remodel](#)
3. 95% drawings of HS/MS Roof Replacement has been submitted from LCG.
  - a. [95% HS/MS Reroof](#)
4. LCG has submitted their proposal for site visit and District Wide code compliant condition survey. This will help us identify areas to focus on and to add to our 6yr plan. [Site condition survey](#)
5. LCG has submitted their proposal for a site visit to do a door condition survey that can be used for our door security upgrades that is required by DEED for CIP application. [Door condition survey](#)
6. We are currently hiring for a full time year around night time custodian.
7. Heating supply pump 2 is no longer operable. This pump has become too corroded inside and the pump shaft has some pitting. A new shaft seal will not prevent it from leaking. New pump is \$4,000-6,000 + gold streak. It will hopefully be here this week.
8. Christmas Break Schedule
  - a. High used areas will be deep cleaned

- b. Phase one of the new bell system will be put into their designated locations.**
- c. Shot clocks will be mounted and wired up above backboards.**
- d. New doors will be installed in Room 1 and OT storage room.**

# **November 2024- Food Service Board Report - Director Johnson McIntosh**

## Food Service:

- 2024–2025 National School Foods Study- Target week March 17-21
  - Preparing items now
- Month of October Meals
  - Breakfast - 5,345
  - Lunch - 5,474
  - Afterschool Meal - 1,059

## Wellness Team:

- Provided Subcommittee recommended update for 5040
- Next Meeting January 15th 2025

## Migrant Education

- Fall enrollment complete! 104 students
- Course History Report Due January 2025

## Grants Updates:

- **Healthy Meals Initiative-AWARDS RECEIVED**

• [WATCH THE MINI WEBINAR NOW!](#)



**Awarded**  
[Download Form](#)

### Small and/or Rural SFA Breakfast Trailblazer

School breakfast can be the foundation to student success. The Small and/or Rural SFA Breakfast Trailblazer fuels a student's day by providing a nutritious breakfast with limited added sugars.

- [Download Award Criteria](#)
- [Download Blank Application. Answers can be copy and pasted into the online form!](#)
- [Watch the Mini Webinar Now!](#)

●



**Awarded**

### Innovation in the Cultural Diversity of School Meals

Innovation in the Cultural Diversity of School Meals recognizes nutritious school meal menu options that reflect the different cultures of students.

- [Download Award Criteria](#)
- [Download Blank Application. Answers can be copy and pasted into the online form!](#)
- [Watch the Mini Webinar Now!](#)



Awarded  
Download Form

### Innovation in the Preparation of School Meals

Innovation in the Preparation of School Meals recognizes schools who plan and prepare scratch recipes for school breakfast and lunch.

- [Download Award Criteria](#)
- [Download Blank Application. Answers can be copy and pasted into the online form!](#)
- [Watch the Mini Webinar Now!](#)



Awarded

### Innovation in Nutrition Education

Innovation in Nutrition Education recognizes the implementation of nutrition education activities that make classroom, cafeteria, community, and home connections for students and parents/guardians.

- [Download Award Criteria](#)
- [Download Blank Application. Answers can be copy and pasted into the online form!](#)
- [Watch the Mini Webinar Now!](#)

- Project Scales- SY24-SY25
  - Washington Beef Procurement- thin slice high quality within 20 miles of the doc.
  - Milk- Smith's Brothers milk in Washington has been arriving with higher quality and freshness and the add bonus of almost \$10 a case less then previous supplier.
- DEED Breakfast expansion grant- \$42,521.93
  - Vending Machine- Healthier items are priced lower than other items. All items meet USDA Smart Snack Regulations
  - Bring your Special Person to Breakfast - Adults attending will receive a breakfast this day paid for by this grant
    - Someone Special Breakfast, Gifted Nutrition Themes books to 90 participants over the 2 days.
      - Special Breakfast Day 1 17 Adults
      - Special Breakfast Day 1 3 Students
      - Special Breakfast Day 2 29 Adults
      - Special Breakfast Day 2 3 Students
- Local Food For Schools- All money spent
  - Projected new amount of DEED Alaska applies.
- Recipient of Bulk Milk Machine Chef Ann Foundation
  - **One 2-valve dispenser Bulk Milk Grant Package for Rae C Stedman- Not arrived yet**

## **Board Report - Technology Department Update**

*Focus on Instructional Applications, Communication, Devices, Security, Professional Development, and Infrastructure Upgrades*

### **Khanmigo Integration**

**Overview:** Khanmigo, an AI-powered tutor from Khan Academy, is being implemented district-wide to support personalized learning and streamline instructional tasks. Unlike traditional AI tools, Khanmigo guides students through problem-solving, fostering critical thinking and independence.

#### **Update Training Schedule:**

- **K-5 Training:** January 10th
- **6-12 Training:** January 17th
- **Learning Paths Training:** January 21st or 24th

### **Rooms Communication Tool**

**Overview:** The Rooms platform provides a unified, secure space for teacher, student, and family communication. Early adopters will pilot the platform; full implementation is planned for all staff next school year.

#### **Features:**

- Two-way messaging
- Class announcements
- Behavior tracking
- Automatic translation

#### **Update:**

- **Customization:** The admin team is working to customize settings to fit the district's needs.
- **Data Integration:** PowerSchool data will be integrated, with office staff ensuring contacts and demographic accuracy.
- **Training:** Staff training is scheduled for **January 7th**.

### **Hardware Inventory Assessment**

**Overview:** The department is conducting a complete inventory of Chromebooks, MacBooks, and iPads to ensure devices meet educational demands.

#### **Focus Areas:**

- **K-3 iPads:** Prioritizing refresh cycles to support instructional applications and assessments.
- **Grades 3-9 Devices:** Reviewing devices for curriculum alignment, assessment needs, and device longevity.

#### **Update:**

- **Refresh Priority:** Updates for classrooms with devices that only meet minimum testing requirements (e.g., NWEA) will be prioritized.

### **Cybersecurity Initiative**

**Overview:** This initiative enhances district-wide cybersecurity and is funded by the **State and Local Cybersecurity Grant Program (SLCGP)**.

#### **Solutionz Partnership:**

- Identify vulnerabilities
- Assess defenses
- Provide tailored security recommendations
- Conduct cyber safety training

#### **Update:**

- **Vulnerability Scan:** Conducted in early December to analyze devices for potential vulnerabilities.

### **Reflective Teaching Practices**

**Overview:** Teachers from all three schools have requested tech support for recording audio and video of lessons.

**Purpose of Video/Audio Capture:**

- **Review Practices:** Ensure lessons align with learning goals.
- **Assess Engagement:** Analyze student participation.
- **Enhance Student Learning:** Reflect on student behaviors and adjust instruction accordingly.

### **Professional Development Technology Conference**

**Overview:** Eight staff members registered for the February **Alaska Society for Technology in Education (ASTE)** conference, taking advantage of early bird pricing.

**Attendees:**

Jakyle Williams, Noelle Bell, Alice Cumps, Beau Ward, Dustin Crump, Mary Midkiff, Tim Shumway, and Erin Hofacre

**About ASTE:** ASTE promotes access, connectivity, and technology integration in education. Staff will gain access to best practices, advanced technology strategies, and peer connections that support district goals.

### **Bell System Installation**

**Overview:** Over winter break, the tech and maintenance departments will install a **network-based bell system** in the Middle and High Schools to replace the outdated analog system from 1998.

**Purpose:** The new system allows for **multiple bell schedules** and **web-based programming**.



Section 101 - General Information		Section 102 - Financial Summary		Section 103 - Detailed Financials	
Item	Value	Item	Value	Item	Value
<b>Section 101 - General Information</b>					
101.01	100.00	102.01	100.00	103.01	100.00
101.02	100.00	102.02	100.00	103.02	100.00
101.03	100.00	102.03	100.00	103.03	100.00
101.04	100.00	102.04	100.00	103.04	100.00
101.05	100.00	102.05	100.00	103.05	100.00
101.06	100.00	102.06	100.00	103.06	100.00
101.07	100.00	102.07	100.00	103.07	100.00
101.08	100.00	102.08	100.00	103.08	100.00
101.09	100.00	102.09	100.00	103.09	100.00
101.10	100.00	102.10	100.00	103.10	100.00
101.11	100.00	102.11	100.00	103.11	100.00
101.12	100.00	102.12	100.00	103.12	100.00
101.13	100.00	102.13	100.00	103.13	100.00
101.14	100.00	102.14	100.00	103.14	100.00
101.15	100.00	102.15	100.00	103.15	100.00
101.16	100.00	102.16	100.00	103.16	100.00
101.17	100.00	102.17	100.00	103.17	100.00
101.18	100.00	102.18	100.00	103.18	100.00
101.19	100.00	102.19	100.00	103.19	100.00
101.20	100.00	102.20	100.00	103.20	100.00
101.21	100.00	102.21	100.00	103.21	100.00
101.22	100.00	102.22	100.00	103.22	100.00
101.23	100.00	102.23	100.00	103.23	100.00
101.24	100.00	102.24	100.00	103.24	100.00
101.25	100.00	102.25	100.00	103.25	100.00
101.26	100.00	102.26	100.00	103.26	100.00
101.27	100.00	102.27	100.00	103.27	100.00
101.28	100.00	102.28	100.00	103.28	100.00
101.29	100.00	102.29	100.00	103.29	100.00
101.30	100.00	102.30	100.00	103.30	100.00
101.31	100.00	102.31	100.00	103.31	100.00
101.32	100.00	102.32	100.00	103.32	100.00
101.33	100.00	102.33	100.00	103.33	100.00
101.34	100.00	102.34	100.00	103.34	100.00
101.35	100.00	102.35	100.00	103.35	100.00
101.36	100.00	102.36	100.00	103.36	100.00
101.37	100.00	102.37	100.00	103.37	100.00
101.38	100.00	102.38	100.00	103.38	100.00
101.39	100.00	102.39	100.00	103.39	100.00
101.40	100.00	102.40	100.00	103.40	100.00
101.41	100.00	102.41	100.00	103.41	100.00
101.42	100.00	102.42	100.00	103.42	100.00
101.43	100.00	102.43	100.00	103.43	100.00
101.44	100.00	102.44	100.00	103.44	100.00
101.45	100.00	102.45	100.00	103.45	100.00
101.46	100.00	102.46	100.00	103.46	100.00
101.47	100.00	102.47	100.00	103.47	100.00
101.48	100.00	102.48	100.00	103.48	100.00
101.49	100.00	102.49	100.00	103.49	100.00
101.50	100.00	102.50	100.00	103.50	100.00
101.51	100.00	102.51	100.00	103.51	100.00
101.52	100.00	102.52	100.00	103.52	100.00
101.53	100.00	102.53	100.00	103.53	100.00
101.54	100.00	102.54	100.00	103.54	100.00
101.55	100.00	102.55	100.00	103.55	100.00
101.56	100.00	102.56	100.00	103.56	100.00
101.57	100.00	102.57	100.00	103.57	100.00
101.58	100.00	102.58	100.00	103.58	100.00
101.59	100.00	102.59	100.00	103.59	100.00
101.60	100.00	102.60	100.00	103.60	100.00
101.61	100.00	102.61	100.00	103.61	100.00
101.62	100.00	102.62	100.00	103.62	100.00
101.63	100.00	102.63	100.00	103.63	100.00
101.64	100.00	102.64	100.00	103.64	100.00
101.65	100.00	102.65	100.00	103.65	100.00
101.66	100.00	102.66	100.00	103.66	100.00
101.67	100.00	102.67	100.00	103.67	100.00
101.68	100.00	102.68	100.00	103.68	100.00
101.69	100.00	102.69	100.00	103.69	100.00
101.70	100.00	102.70	100.00	103.70	100.00
101.71	100.00	102.71	100.00	103.71	100.00
101.72	100.00	102.72	100.00	103.72	100.00
101.73	100.00	102.73	100.00	103.73	100.00
101.74	100.00	102.74	100.00	103.74	100.00
101.75	100.00	102.75	100.00	103.75	100.00
101.76	100.00	102.76	100.00	103.76	100.00
101.77	100.00	102.77	100.00	103.77	100.00
101.78	100.00	102.78	100.00	103.78	100.00
101.79	100.00	102.79	100.00	103.79	100.00
101.80	100.00	102.80	100.00	103.80	100.00
101.81	100.00	102.81	100.00	103.81	100.00
101.82	100.00	102.82	100.00	103.82	100.00
101.83	100.00	102.83	100.00	103.83	100.00
101.84	100.00	102.84	100.00	103.84	100.00
101.85	100.00	102.85	100.00	103.85	100.00
101.86	100.00	102.86	100.00	103.86	100.00
101.87	100.00	102.87	100.00	103.87	100.00
101.88	100.00	102.88	100.00	103.88	100.00
101.89	100.00	102.89	100.00	103.89	100.00
101.90	100.00	102.90	100.00	103.90	100.00
101.91	100.00	102.91	100.00	103.91	100.00
101.92	100.00	102.92	100.00	103.92	100.00
101.93	100.00	102.93	100.00	103.93	100.00
101.94	100.00	102.94	100.00	103.94	100.00
101.95	100.00	102.95	100.00	103.95	100.00
101.96	100.00	102.96	100.00	103.96	100.00
101.97	100.00	102.97	100.00	103.97	100.00
101.98	100.00	102.98	100.00	103.98	100.00
101.99	100.00	102.99	100.00	103.99	100.00
101.00	100.00	102.00	100.00	103.00	100.00

**Table 1: Financial Statements - 2019**

**Income Statement**

Item	2019	2018
Revenue	100.0	100.0
Cost of Sales	(40.0)	(40.0)
Gross Profit	60.0	60.0
Operating Expenses	(20.0)	(20.0)
Operating Income	40.0	40.0
Interest Expense	(5.0)	(5.0)
Income Before Tax	35.0	35.0
Tax Expense	(8.0)	(8.0)
Net Income	27.0	27.0

**Balance Sheet**

Item	2019	2018
Assets		
Current Assets	50.0	50.0
Property, Plant & Equipment	30.0	30.0
Intangible Assets	20.0	20.0
Total Assets	100.0	100.0
Liabilities & Equity		
Current Liabilities	20.0	20.0
Long-Term Debt	10.0	10.0
Equity	70.0	70.0
Total Liabilities & Equity	100.0	100.0

**Table 2: Financial Statements - 2020**

**Income Statement**

Item	2020	2019
Revenue	110.0	100.0
Cost of Sales	(45.0)	(40.0)
Gross Profit	65.0	60.0
Operating Expenses	(25.0)	(20.0)
Operating Income	40.0	40.0
Interest Expense	(6.0)	(5.0)
Income Before Tax	34.0	35.0
Tax Expense	(8.0)	(8.0)
Net Income	26.0	27.0

**Balance Sheet**

Item	2020	2019
Assets		
Current Assets	55.0	50.0
Property, Plant & Equipment	35.0	30.0
Intangible Assets	20.0	20.0
Total Assets	110.0	100.0
Liabilities & Equity		
Current Liabilities	25.0	20.0
Long-Term Debt	10.0	10.0
Equity	75.0	70.0
Total Liabilities & Equity	110.0	100.0

**Alaska Department of Education & Early Development - School Finance  
FY2025 School Operating Fund Budget Summary**

PETERSBURG SCHOOL DISTRICT

District Name **FY25 - Winter Budget Revision**

			<b>DEC 2024 Proposed Changes</b>	<b>FY25 Adopted Budget</b>	
<b>Beginning Fund Balance: July 1, 2024 - (Subject to 10% Limit per AS 14.17.505(a))*</b>		\$1,216,269	\$ 318,142	\$ 1,534,411	
<b>(Excluded from the 10% Limit)</b>		\$250,000	\$ 182,814	\$ 432,814	
<b>Total Beginning Fund Balance</b>		<u>\$1,466,269</u>	\$ 500,956	\$ 1,967,225	
<b>Revenue</b>					
010 City/Borough Appropriations	(1)	<u>3,400,000.00</u>	\$ -	\$ 3,400,000	
030 Earnings on Investments	(2)	<u>39,025.00</u>	\$ -	\$ 39,025	
040 Other Local Revenues	(3)	<u>133,770.00</u>	\$ (18,650)	\$ 115,120	
041 Tuition from Students	(4)		\$ -	\$ -	
042 Tuition - Other Districts	(5)		\$ -	\$ -	
047 E-Rate Program	(6)	<u>87,160.00</u>	\$ -	\$ 87,160	
050 State Sources	(7)	<u>6,261,035.00</u>	\$ 1,099,981	\$ 7,361,016	
100 Federal Sources - Direct	(8)	<u>0.00</u>	\$ -	\$ -	
150 Federal Sources - Through the State	(9)	<u>0.00</u>	\$ -	\$ -	
190 Federal Sources - Other Agencies	(10)	<u>0.00</u>	\$ -	\$ -	
250 Transfers From Other Funds	(11)	<u>0.00</u>	\$ -	\$ -	
<b>Total Revenue</b>		<u>\$9,920,990</u>	\$ 1,081,331	\$ 11,002,321	
<b>Expenditures</b>					
100 Instruction	(12)	<u>4,067,546.29</u>	\$ 163,369	\$ 4,230,915	
200 Special Education Instruction	(13)	<u>1,660,302.64</u>	\$ 42,715	\$ 1,703,018	
220 Special Education Support Services	(14)	<u>0.00</u>	\$ -	\$ -	
300 Support Services - Students	(15)	<u>208,773.05</u>	\$ 3,442	\$ 212,216	
350 Support Services - Instruction	(16)	<u>836,853.19</u>	\$ 25,449	\$ 862,302	
400 School Administration	(17)	<u>406,216.60</u>	\$ 15,023	\$ 421,240	
450 School Administration Support Services	(18)	<u>286,495.89</u>	\$ 7,570	\$ 294,065	
510 District Administration	(19)	<u>433,347.11</u>	\$ 23,801	\$ 457,148	
550 District Administration Support Services	(20)	<u>353,653.85</u>	\$ 9,742	\$ 363,396	
600 Operations and Maintenance of Plant	(21)	<u>1,456,241.89</u>	\$ 74,048	\$ 1,530,290	
700 Student Activities	(22)	<u>496,936.12</u>	\$ 20,257	\$ 517,194	
780 Community Services	(23)	<u>0.00</u>	\$ -	\$ -	
900 Other Financing Uses	(24)	<u>50,000.00</u>	\$ 305,000	\$ 355,000	
<b>Total Expenditures</b>		<u>\$10,256,367</u>	\$ 690,417	\$ 10,946,784	\$ 10,591,784
<b>Ending Fund Balance: June 30, 2025 (Subject to 10% Limit per AS 14.17.505(a))*</b>		\$880,892	\$ 706,870	\$ 1,587,762	14.99%
<b>(Excluded from the 10% Limit)</b>	estimated prepaid	\$250,000	\$ 185,000	\$ 435,000	
<b>Total Ending Fund Balance</b>		<u>\$1,130,892</u>	\$ 891,870	\$ 2,022,762	

\*\* Must be greater than or equal to zero

DEED internal calcs

Percent of ending fund balance Subject to 10% Limit 14.99%

Total ending fund balance calculates to: \$2,022,762

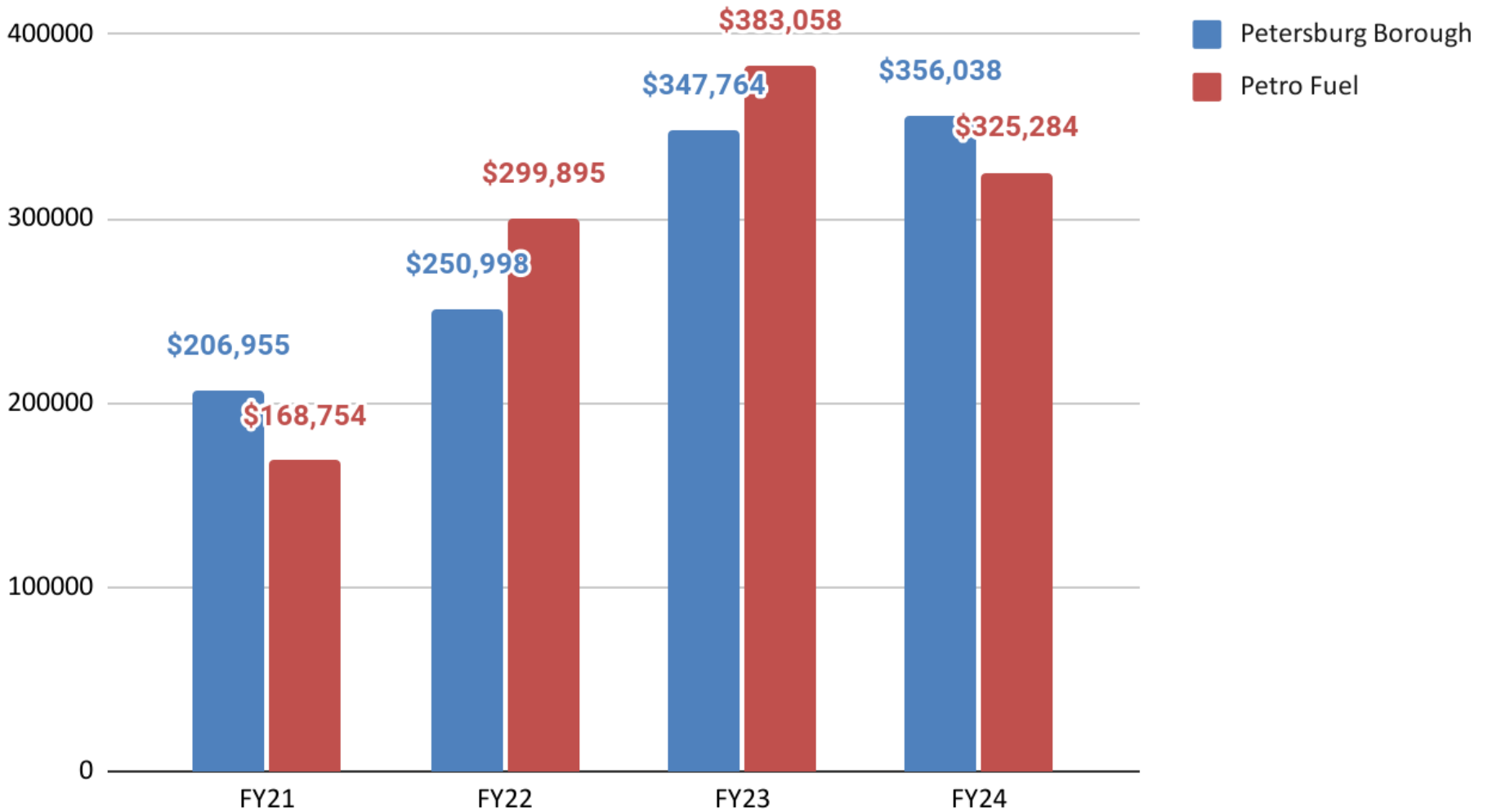
\*Note regarding Fund Balance--please see the excerpt from HB 76 on the instructions page.

# **FY25 School Operating Budget WINTER REVISION Petersburg School District**



**Robyn Taylor, Superintendent  
Shannon Baird, Director of Finance  
December 17, 2024**

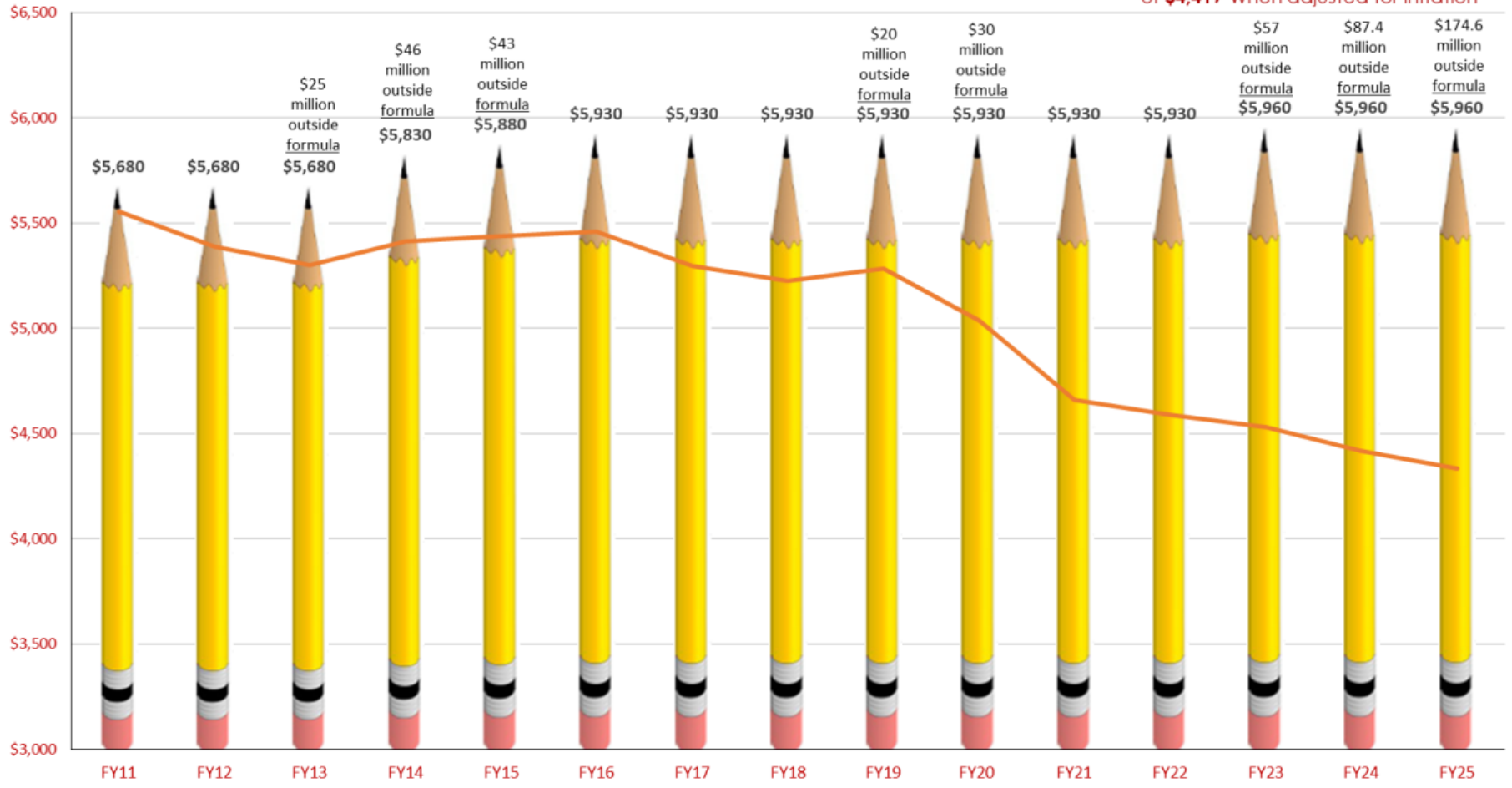
# Utilities and Heating Fuel



**Final FY24 Expenditures**

# Alaska K-12 Funding Base Student Allocation Fiscal Year 2011 - 2025

Data source: Legislative Finance  
**Line** shows inflation adjusted to FY11 value (year not shown on graph);  
 BSA of \$5,960 in FY25 has an FY11 value of **\$4,419** when adjusted for inflation

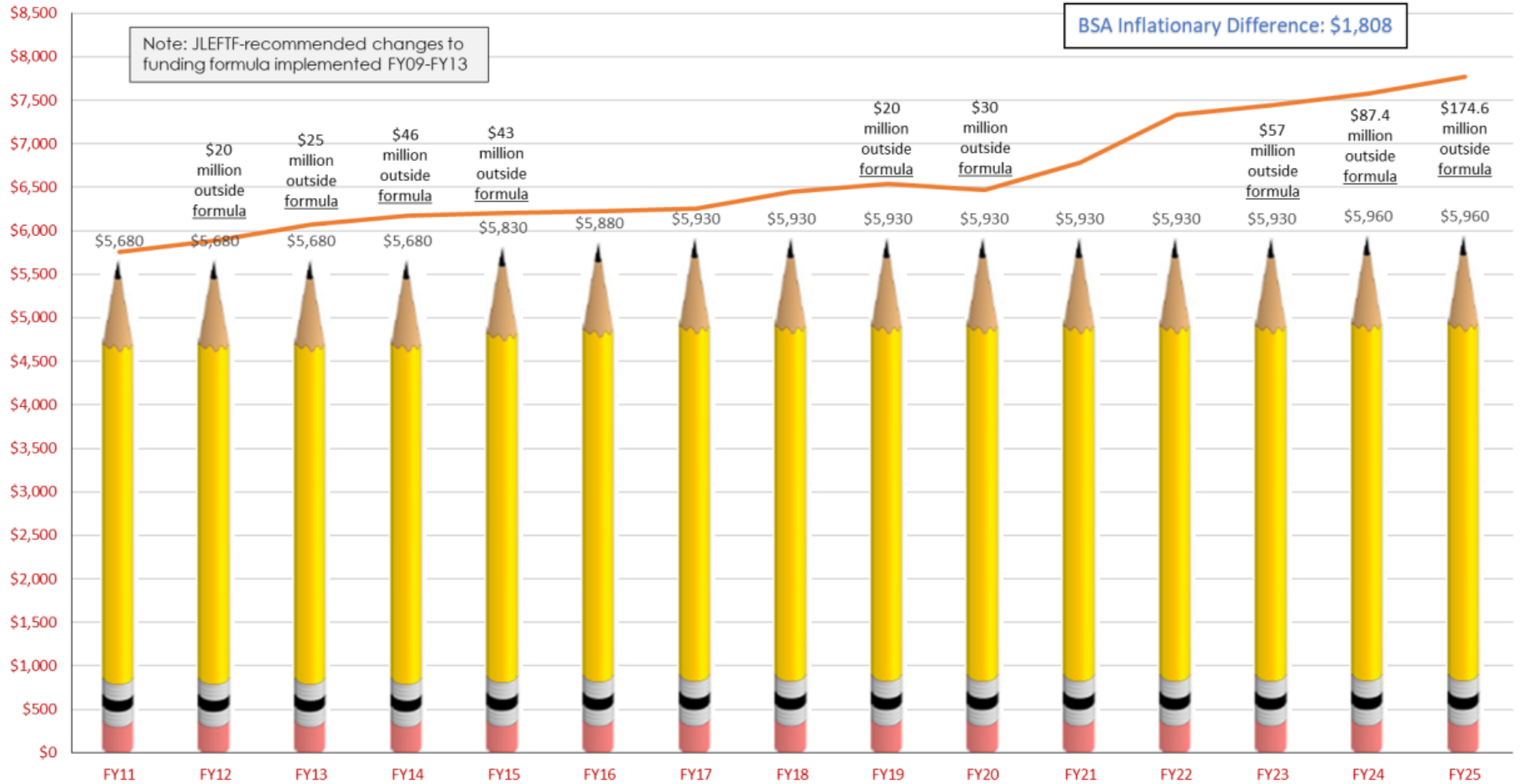


# Alaska K-12 Funding Base Student Allocation Fiscal Year 2011 - 2025

Data source: Urban Alaska Annual CPI-U  
**Line shows** what the BSA would have been if inflation adjusted since 2011 - FY25 = **\$7,769**

**BSA Inflationary Difference: \$1,808**

Note: JLEFTF-recommended changes to funding formula implemented FY09-FY13



# Enrollment Trends

## FY 2011 thru FY 2025

2010-11	2011-12	2012-13	2013-14	2014-15	2015-16	2016-17	2017-18	2018-19	2019-20	2020-21	2021-22	2022-23	2023-24	2024-25
1	1	2	0	1	0.75	0.75	1.5	1	0.25	0	1.5	1.9	1.5	1.5
29	26	44	28	34	44	44	42	33	44	37	26	35	39	23
34	23	29	41	27	31	31	38	43	27	33	39.25	27	38.3	41.75
29	29	24	27	44	33	33	43	39	42	27	36	40	29	37
41	29	30	24	29	46	46	29	44	36	38	28	35	39.3	28
29	40	29	28	26	34	34	31	31	43	31	36	29	37	38
44	27	40	30	28	31	31	42	34	33	38	34	37	30	36
207	175	198	178	189	219.75	219.75	226.5	225	225.25	204	200.75	204.9	214.1	205.25
33	42	26	40	32	29	29	32.8	41	34	29	42.4	33	41.5	31
33	30	45	31	39	36	36	27	34	43	28	28	42	39	42.3
38	31	26	41	28	39	39	28.25	26	34	46	28	30	43	35
<b>104</b>	<b>103</b>	<b>97</b>	<b>112</b>	<b>99</b>	<b>104</b>	<b>104</b>	<b>88.05</b>	<b>101</b>	<b>111</b>	103	98.4	105	123.5	108.3
50	35	40	31	44	29	31	35	33	31	32	42	28	32.5	42.75
40	46	35	30	35	43	43	40	32	31	29	29	42	35	32
27	41	43	34	30	36.25	39	30.5	38	32	31	24	28	40.5	29
58	26	38	45	34	33	33	45	32	37	27	32	22	23.5	39.5
<b>175</b>	<b>148</b>	<b>156</b>	<b>140</b>	<b>143</b>	<b>141.25</b>	<b>146</b>	<b>150.5</b>	<b>135</b>	131	119	127	120	131.5	143.25
<b>486</b>	<b>426</b>	<b>451</b>	<b>430</b>	<b>431</b>	<b>465</b>	<b>469.75</b>	<b>465.05</b>	<b>461</b>	<b>467.25</b>	<b>426</b>	<b>426</b>	<b>430</b>	<b>469.1</b>	<b>456.8</b>
-4.71%	-12.35%	5.87%	-4.66%	0.23%	7.89%	1.02%	-1.00%	-0.87%	1.36%	-8.83%	0.03%	0.88%	9.20%	-2.86%

BSA Value of \$5960 in FY25 has a FY11 value of \$4,419 when adjusted for inflation

**Alaska Department of Education & Early Development - School Finance  
FY2025 School Operating Fund Budget Summary**

PETERSBURG SCHOOL DISTRICT

District Name **FY25 - Winter Budget Revision**

		DEC 2024 Proposed Changes	FY25 Adopted Budget	
<b>Beginning Fund Balance: July 1, 2024 - (Subject to 10% Limit per AS-14-17.505(a))*</b>		\$1,216,269	\$ 318,142	\$ 1,534,411
<b>(Excluded from the 10% Limit)</b>		\$250,000	\$ 182,814	\$ 432,814
<b>Total Beginning Fund Balance</b>		\$1,466,269	\$ 500,956	\$ 1,967,225
<b>Revenue</b>				
010 City/Borough Appropriations	(1)	<u>3,400,000.00</u>	\$ -	\$ 3,400,000
030 Earnings on Investments	(2)	<u>39,025.00</u>	\$ -	\$ 39,025
040 Other Local Revenues	(3)	<u>133,770.00</u>	\$ (18,650)	\$ 115,120
041 Tuition from Students	(4)	<u>                    </u>	\$ -	\$ -
042 Tuition - Other Districts	(5)	<u>                    </u>	\$ -	\$ -
047 E-Rate Program	(6)	<u>87,160.00</u>	\$ -	\$ 87,160
050 State Sources	(7)	<u>6,261,035.00</u>	\$ 1,099,981	\$ 7,361,016
100 Federal Sources - Direct	(8)	<u>0.00</u>	\$ -	\$ -
150 Federal Sources - Through the State	(9)	<u>0.00</u>	\$ -	\$ -
190 Federal Sources - Other Agencies	(10)	<u>0.00</u>	\$ -	\$ -
250 Transfers From Other Funds	(11)	<u>0.00</u>	\$ -	\$ -
<b>Total Revenue</b>		\$9,920,990	\$ 1,081,331	\$ 11,002,321
<b>Expenditures</b>				
100 Instruction	(12)	<u>4,067,546.29</u>	\$ 163,369	\$ 4,230,915
200 Special Education Instruction	(13)	<u>1,660,302.64</u>	\$ 42,715	\$ 1,703,018
220 Special Education Support Services	(14)	<u>0.00</u>	\$ -	\$ -
300 Support Services - Students	(15)	<u>208,773.05</u>	\$ 3,442	\$ 212,216
350 Support Services - Instruction	(16)	<u>836,853.19</u>	\$ 25,449	\$ 862,302
400 School Administration	(17)	<u>406,216.60</u>	\$ 15,023	\$ 421,240
450 School Administration Support Services	(18)	<u>286,495.89</u>	\$ 7,570	\$ 294,065
510 District Administration	(19)	<u>433,347.11</u>	\$ 23,801	\$ 457,148
550 District Administration Support Services	(20)	<u>353,653.85</u>	\$ 9,742	\$ 363,396
600 Operations and Maintenance of Plant	(21)	<u>1,456,241.89</u>	\$ 74,048	\$ 1,530,290
700 Student Activities	(22)	<u>496,936.12</u>	\$ 20,257	\$ 517,194
780 Community Services	(23)	<u>0.00</u>	\$ -	\$ -
900 Other Financing Uses	(24)	<u>50,000.00</u>	\$ 305,000	\$ 355,000
<b>Total Expenditures</b>		\$10,256,367	\$ 690,417	\$ 10,946,784
<b>Ending Fund Balance: June 30, 2025 (Subject to 10% Limit per AS-14-17.505(a))*</b>		\$880,892	\$ 706,870	\$ 1,587,762
<b>(Excluded from the 10% Limit)</b>		estimated prepaid \$250,000	\$ 185,000	\$ 435,000
<b>Total Ending Fund Balance</b>		\$1,130,892	\$ 891,870	\$ 2,022,762
				14.99%

\*\* Must be greater than or equal to zero

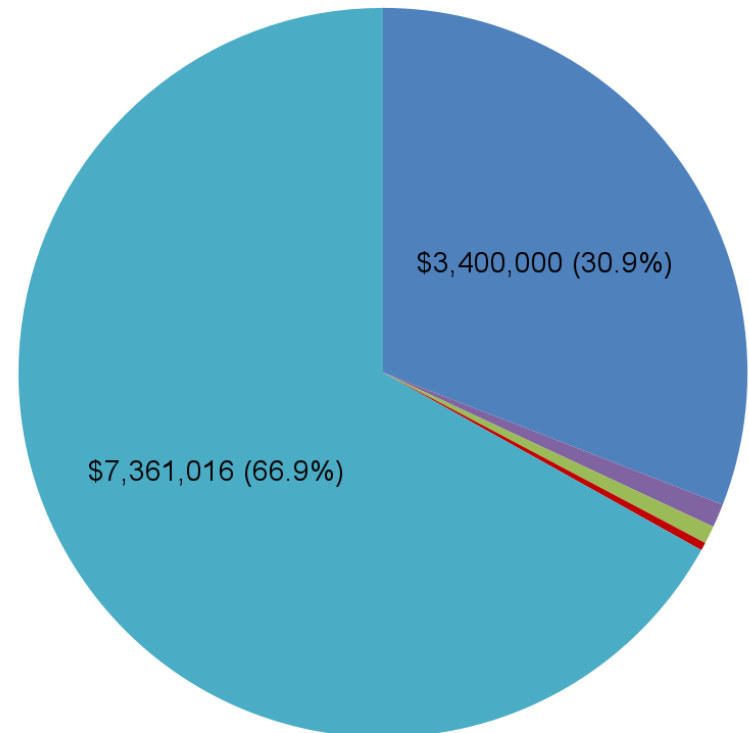
\*Note regarding Fund Balance--please see the excerpt from HB 76 on the instructions page.

# Winter Budget Revision - Revenue

## Revenue: Overall Increase of \$1,081,331 to \$11,002,321

Based on 456.8 Student Count (originally budgeted 450 students)

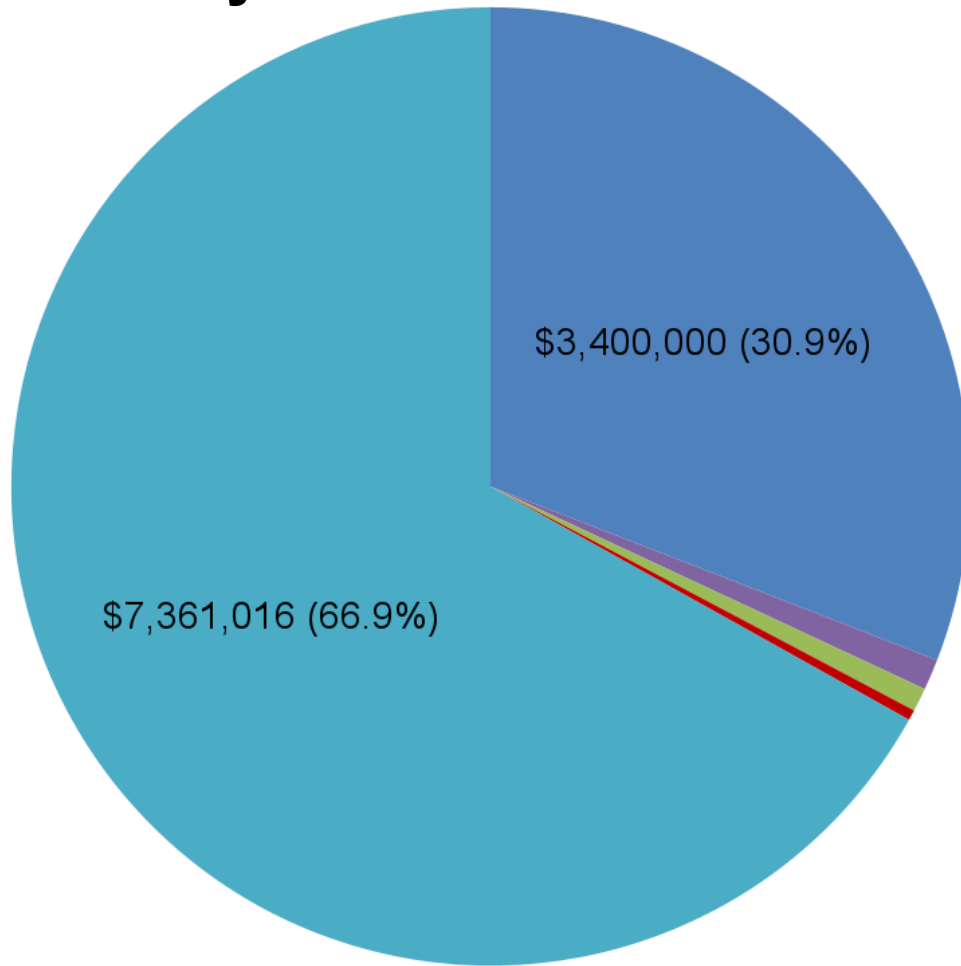
- Intensive special needs students increase from 18 to 20 students.
- Increase in State Funding by \$1,099,981
  - \$250,808 from Student Count Increase
  - \$849,034 from One-time 680 over the BSA State Funding
  - 139 increase in PERS/TRS On-Behalf
- Decrease in Student Travel Fees by \$18,650



● City/Borough Appropriations    ● Other Local Revenues    ● E-Rate Program  
● Earnings on Investments    ● State Sources

# Winter Budget Revision - Revenue

## Revenue by Source



City/Borough Appropriations	\$3,400,000	30.90%
Other Local Revenues	\$115,120	1.05%
E-Rate Program	\$87,160	0.79%
State Sources	\$39,025	0.35%
Earnings on Investments	\$7,361,016	66.90%
<b>TOTAL</b>	<b>\$11,002,321</b>	

- City/Borough Appropriations
- Other Local Revenues
- E-Rate Program
- Earnings on Investments
- State Sources

# Winter Budget Revision - Revenue

## Student Travel Fees

Option 1 - Leave the student travel fees in place (Total Revenue \$11,020,971)

Option 2 - Cut the student travel fees in half (Total Revenue \$11,011,646)

**Option 3 - Eliminate student travel fees for 24-25**

<b>Sport/Activity</b>	<b>Number of Trips</b>	<b>Travel Fee</b>	<b>Traveling participants</b>	<b>Travel FEES</b>
Baseball, Varsity	2	\$50	10	\$1,000
Basketball, Varsity Boys	4	\$50	10	\$2,000
Basketball, Varsity Girls	4	\$50	10	\$2,000
Cheerleading, Varsity	2	\$50	10	\$1,000
Cross Country, Varsity	4	\$50	14	\$2,800
Swim/Dive, Varsity	3	\$50	6	\$900
Track and Field, Varsity	3	\$50	20	\$3,000
Volleyball, Varsity	3	\$50	12	\$1,800
Wrestling, Varsity	3	\$50	12	\$1,800
<b>Middle School Sports</b>	1	\$25	94	\$2,350
			<b>TOTAL</b>	<b>\$18,650</b>

Alaska Department of Education & Early Development - School Finance  
 FY2025 School Operating Fund Budget Summary

PETERSBURG SCHOOL DISTRICT

District Name **FY25 - Winter Budget Revision**

		DEC 2024 Proposed Changes	FY25 Adopted Budget	
<b>Beginning Fund Balance: July 1, 2024 - (Subject to 10% Limit per AS-14-17.505(a))*</b>		\$1,216,269	\$ 318,142	\$ 1,534,411
<b>(Excluded from the 10% Limit)</b>		\$250,000	\$ 182,814	\$ 432,814
<b>Total Beginning Fund Balance</b>		\$1,466,269	\$ 500,956	\$ 1,967,225
<b>Revenue</b>				
010 City/Borough Appropriations	(1)	<u>3,400,000.00</u>	\$ -	\$ 3,400,000
030 Earnings on Investments	(2)	<u>39,025.00</u>	\$ -	\$ 39,025
040 Other Local Revenues	(3)	<u>133,770.00</u>	\$ (18,650)	\$ 115,120
041 Tuition from Students	(4)	<u>                    </u>	\$ -	\$ -
042 Tuition - Other Districts	(5)	<u>                    </u>	\$ -	\$ -
047 E-Rate Program	(6)	<u>87,160.00</u>	\$ -	\$ 87,160
050 State Sources	(7)	<u>6,261,035.00</u>	\$ 1,099,981	\$ 7,361,016
100 Federal Sources - Direct	(8)	<u>0.00</u>	\$ -	\$ -
150 Federal Sources - Through the State	(9)	<u>0.00</u>	\$ -	\$ -
190 Federal Sources - Other Agencies	(10)	<u>0.00</u>	\$ -	\$ -
250 Transfers From Other Funds	(11)	<u>0.00</u>	\$ -	\$ -
<b>Total Revenue</b>		\$9,920,990	\$ 1,081,331	\$ 11,002,321
<b>Expenditures</b>				
100 Instruction	(12)	<u>4,067,546.29</u>	\$ 163,369	\$ 4,230,915
200 Special Education Instruction	(13)	<u>1,660,302.64</u>	\$ 42,715	\$ 1,703,018
220 Special Education Support Services	(14)	<u>0.00</u>	\$ -	\$ -
300 Support Services - Students	(15)	<u>208,773.05</u>	\$ 3,442	\$ 212,216
350 Support Services - Instruction	(16)	<u>836,853.19</u>	\$ 25,449	\$ 862,302
400 School Administration	(17)	<u>406,216.60</u>	\$ 15,023	\$ 421,240
450 School Administration Support Services	(18)	<u>286,495.89</u>	\$ 7,570	\$ 294,065
510 District Administration	(19)	<u>433,347.11</u>	\$ 23,801	\$ 457,148
550 District Administration Support Services	(20)	<u>353,653.85</u>	\$ 9,742	\$ 363,396
600 Operations and Maintenance of Plant	(21)	<u>1,456,241.89</u>	\$ 74,048	\$ 1,530,290
700 Student Activities	(22)	<u>496,936.12</u>	\$ 20,257	\$ 517,194
780 Community Services	(23)	<u>0.00</u>	\$ -	\$ -
900 Other Financing Uses	(24)	<u>50,000.00</u>	\$ 305,000	\$ 355,000
<b>Total Expenditures</b>		\$10,256,367	\$ 690,417	\$ 10,946,784
<b>Ending Fund Balance: June 30, 2025 (Subject to 10% Limit per AS-14-17.505(a))*</b>		\$880,892	\$ 706,870	\$ 1,587,762
<b>(Excluded from the 10% Limit)</b>		estimated prepaid \$250,000	\$ 185,000	\$ 435,000
<b>Total Ending Fund Balance</b>		\$1,130,892	\$ 891,870	\$ 2,022,762
				\$ 10,591,784
				14.99%

\*\* Must be greater than or equal to zero

\*Note regarding Fund Balance--please see the excerpt from HB 76 on the instructions page.

# Winter Budget Revision - Expenditures

**Expenditures: Overall Increase by \$690,417 to \$10,946,784**

- Increase in student activity travel by \$20,300
- Increases to staff travel to accommodate Admin Travel
- Added back in the [Freshman Laptop Refresh Program](#) \$96,849
- Increases in Maintenance/Janitorial supplies and services \$23,700
- Increase for Kyocera Printing Overage charges (overages were \$18,500)
- Increases for new software subscriptions
- Increase to Math Curriculum \$15,000
- Music Acoustic Shell replacements \$17,000

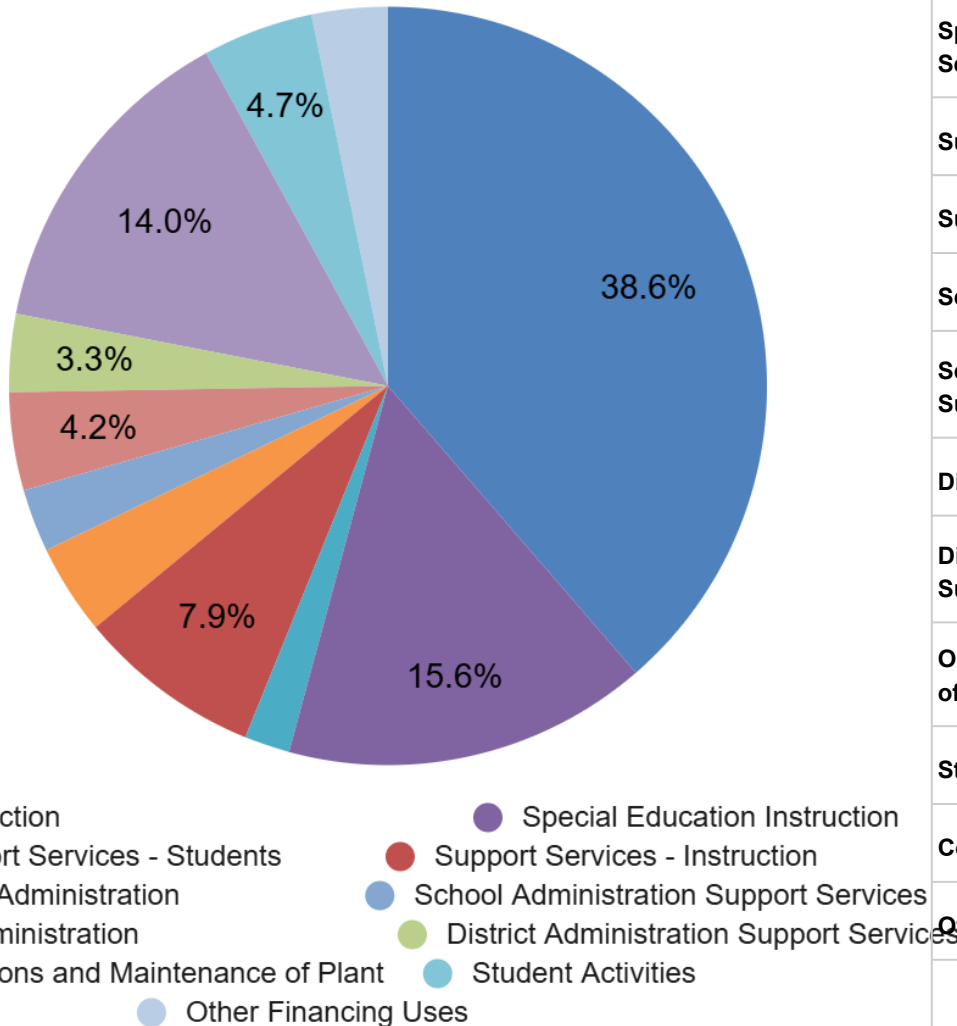
# Winter Budget Revision - Expenditures

## Expenditures: Overall Increase by \$690,417 to \$10,946,784

- Staffing Increases: long-term substitutes added, 0.5 FTE classified staff added, 0.11 FTE certified Teacher added, truing up budgeted salaries, adding one-time staff salary adjustments, and adjusting staff benefits
  - Option 1 - \$500 one-time staff salary adjustments (Total Exp \$10,845,267)
  - Option 2 - \$1,000 one-time staff salary adjustments (Total Exp \$10,896,026)
  - Option 3 - \$1,500 one-time staff salary adjustments**
- Transfers to Other Funds increased from \$50,000 to \$355,000
  - Food Service \$30,000
  - Vehicle Replacement Fund \$25,000
  - Capital Fund \$300,000
    - Heating supply Pump replacement and backup, DW Condition Survey, Gym Floor Replacement, and Carport

# Winter Budget Revision - Expenditures

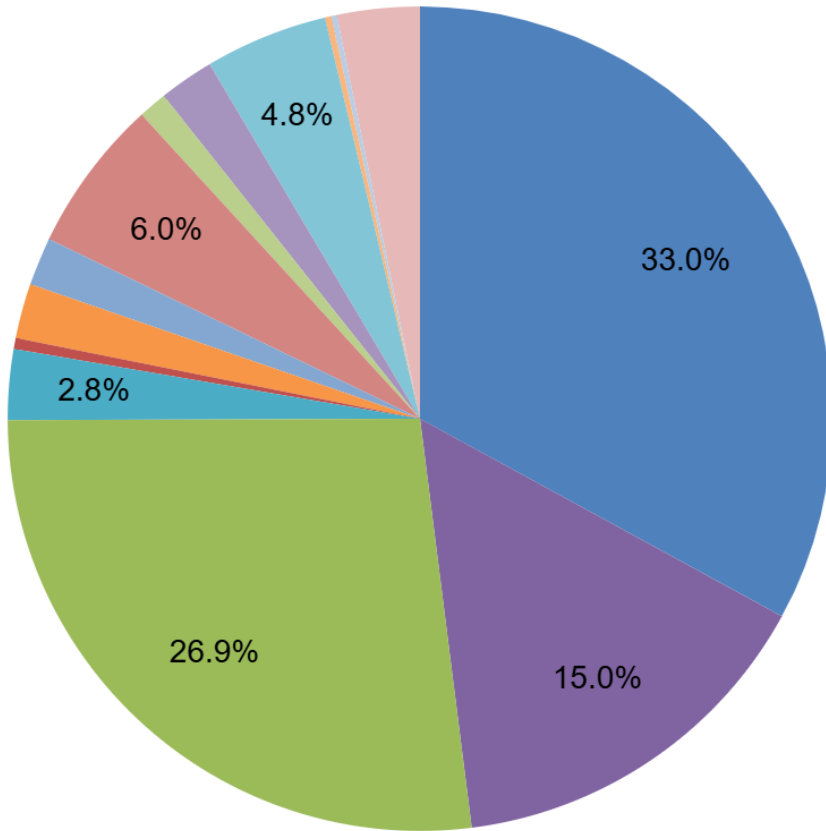
## Expenditures by Function Code



Instruction	\$4,230,915	38.65%
Special Education Instruction	\$1,703,018	15.56%
Special Education Support Services	\$0	0.00%
Support Services - Students	\$212,216	1.94%
Support Services - Instruction	\$862,302	7.88%
School Administration	\$421,240	3.85%
School Administration Support Services	\$294,065	2.69%
District Administration	\$457,148	4.18%
District Administration Support Services	\$363,396	3.32%
Operations and Maintenance of Plant	\$1,530,290	13.98%
Student Activities	\$517,194	4.72%
Community Services	\$0	0.00%
Other Financing Uses	\$355,000	3.24%
<b>TOTAL</b>	<b>\$ 10,946,784</b>	

# Winter Budget Revision - Expenditures

## Expenditures by Object Code



- Certified Salaries    ● Non-Certificated Salaries    ● Employee Benefits
- Professional & Technical Services    ● Staff Travel    ● Student Travel
- Utility Services    ● Energy    ● Other Purchased Services
- Insurance and Bond Premiums    ● Supplies, Materials and Media
- Other Expenses    ● Equipment    ● Transfer to Other Funds

<b>Certificated Salaries</b>	<b>\$ 3,607,492</b>	<b>32.95%</b>
<b>Non-Certificated Salaries</b>	<b>\$ 1,646,680</b>	<b>15.04%</b>
<b>Employee Benefits</b>	<b>\$ 2,949,745</b>	<b>26.95%</b>
<b>Professional &amp; Technical Services</b>	<b>\$ 302,793</b>	<b>2.77%</b>
<b>Staff Travel</b>	<b>\$ 47,200</b>	<b>0.43%</b>
<b>Student Travel</b>	<b>\$ 235,400</b>	<b>2.15%</b>
<b>Utility Services</b>	<b>\$ 206,400</b>	<b>1.89%</b>
<b>Energy</b>	<b>\$ 659,600</b>	<b>6.03%</b>
<b>Other Purchased Services</b>	<b>\$ 122,593</b>	<b>1.12%</b>
<b>Insurance and Bond Premiums</b>	<b>\$ 235,714</b>	<b>2.15%</b>
<b>Supplies, Materials and Media</b>	<b>\$ 527,397</b>	<b>4.82%</b>
<b>Other Expenses</b>	<b>\$ 27,270</b>	<b>0.25%</b>
<b>Equipment</b>	<b>\$ 23,500</b>	<b>0.21%</b>
<b>Transfer to Other Funds</b>	<b>\$ 355,000</b>	<b>3.24%</b>
<b>TOTAL</b>	<b>\$ 10,946,784</b>	

**Alaska Department of Education & Early Development - School Finance  
FY2025 School Operating Fund Budget Summary**

PETERSBURG SCHOOL DISTRICT

District Name **FY25 - Winter Budget Revision**

		DEC 2024 Proposed Changes	FY25 Adopted Budget	
<b>Beginning Fund Balance: July 1, 2024 - (Subject to 10% Limit per AS-14-17.505(a))*</b>		\$1,216,269	\$ 318,142	\$ 1,534,411
<b>(Excluded from the 10% Limit)</b>		\$250,000	\$ 182,814	\$ 432,814
<b>Total Beginning Fund Balance</b>		\$1,466,269	\$ 500,956	\$ 1,967,225
<b>Revenue</b>				
010 City/Borough Appropriations	(1)	<u>3,400,000.00</u>	\$ -	\$ 3,400,000
030 Earnings on Investments	(2)	<u>39,025.00</u>	\$ -	\$ 39,025
040 Other Local Revenues	(3)	<u>133,770.00</u>	\$ (18,650)	\$ 115,120
041 Tuition from Students	(4)	<u>                    </u>	\$ -	\$ -
042 Tuition - Other Districts	(5)	<u>                    </u>	\$ -	\$ -
047 E-Rate Program	(6)	<u>87,160.00</u>	\$ -	\$ 87,160
050 State Sources	(7)	<u>6,261,035.00</u>	\$ 1,099,981	\$ 7,361,016
100 Federal Sources - Direct	(8)	<u>0.00</u>	\$ -	\$ -
150 Federal Sources - Through the State	(9)	<u>0.00</u>	\$ -	\$ -
190 Federal Sources - Other Agencies	(10)	<u>0.00</u>	\$ -	\$ -
250 Transfers From Other Funds	(11)	<u>0.00</u>	\$ -	\$ -
<b>Total Revenue</b>		<u>\$9,920,990</u>	\$ 1,081,331	\$ 11,002,321
<b>Expenditures</b>				
100 Instruction	(12)	<u>4,067,546.29</u>	\$ 163,369	\$ 4,230,915
200 Special Education Instruction	(13)	<u>1,660,302.64</u>	\$ 42,715	\$ 1,703,018
220 Special Education Support Services	(14)	<u>0.00</u>	\$ -	\$ -
300 Support Services - Students	(15)	<u>208,773.05</u>	\$ 3,442	\$ 212,216
350 Support Services - Instruction	(16)	<u>836,853.19</u>	\$ 25,449	\$ 862,302
400 School Administration	(17)	<u>406,216.60</u>	\$ 15,023	\$ 421,240
450 School Administration Support Services	(18)	<u>286,495.89</u>	\$ 7,570	\$ 294,065
510 District Administration	(19)	<u>433,347.11</u>	\$ 23,801	\$ 457,148
550 District Administration Support Services	(20)	<u>353,653.85</u>	\$ 9,742	\$ 363,396
600 Operations and Maintenance of Plant	(21)	<u>1,456,241.89</u>	\$ 74,048	\$ 1,530,290
700 Student Activities	(22)	<u>496,936.12</u>	\$ 20,257	\$ 517,194
780 Community Services	(23)	<u>0.00</u>	\$ -	\$ -
900 Other Financing Uses	(24)	<u>50,000.00</u>	\$ 305,000	\$ 355,000
<b>Total Expenditures</b>		<u>\$10,256,367</u>	\$ 690,417	\$ 10,946,784
				\$ 10,591,784
<b>Ending Fund Balance: June 30, 2025 (Subject to 10% Limit per AS-14-17.505(a))*</b>		\$880,892	\$ 706,870	\$ 1,587,762
<b>(Excluded from the 10% Limit)</b>		estimated prepaid \$250,000	\$ 185,000	\$ 435,000
<b>Total Ending Fund Balance</b>		<u>\$1,130,892</u>	\$ 891,870	\$ 2,022,762

\*\* Must be greater than or equal to zero

\*Note regarding Fund Balance--please see the excerpt from HB 76 on the instructions page.

# Petersburg School District Fund Balance

AS 14.17.505(a)- Fund Balance in school operating fund is limited to 10% of expenditures- waived through June 30,2025

Fiscal Year	Fund Balances
Percent of Fund Balance	
2018	\$783,261
	9.47%
2019	\$780,396
	9.01%
2020	\$1,173,731
	13.77%
2021	\$1,311,894
	15.61%
2022	\$1,156,125
	10.60%

**Ending Fund Balance: June 30, 2025 (Subject to 10% Limit per AS 14.17.505(a))\***


**(Excluded from the 10% Limit)**

**Total Ending Fund Balance**

\$880,892	\$	706,870	\$ 1,587,762	14.99%
estimated prepaid \$250,000	\$	185,000	\$ 435,000	
\$1,130,892	\$	891,870	\$ 2,022,762	

\*\* Must be greater than or equal to zero

Final 2024	\$1,534,411
	16.63%



# PETERSBURG

---

## SCHOOL DISTRICT



# Any Questions?

A fiscally responsible budget that supports board goals!



## **BP 5040 STUDENT NUTRITION AND PHYSICAL ACTIVITY**

Note: This policy is intended to provide a framework for developing a legally compliant wellness policy. The policy adopted by your school board must be developed with the involvement of the identified advisory group discussed in Section A.

The School Board recognizes that schools are in a position to promote healthy lifestyle choices by students that can affect their lifelong wellness. Therefore the School District will provide environments that promote and protect children's health, well-being, and ability to learn by supporting healthy eating and physical activity.

Schools will provide nutrition promotion and education, physical education, and other school-based activities to foster lifelong habits of healthy eating and physical activity, and will establish linkages between nutrition education and school meals.

*(cf. 1020 - Youth Services)*

### **A. Planning and Periodic Review by Stakeholders**

The school district and/or individual schools within the district will create or work with an appropriate existing advisory group, the wellness committee, that will assist in developing, implementing, monitoring, reviewing and, as necessary, revising school nutrition and physical activity goals. The Wellness Committee should be composed of students, parents, food service personnel, school board, school administration, (*teachers, health professionals*) and other interested community members. The Wellness Committee should be provided with appropriate information and clear guidelines to assist in the development and/or revision of relevant policies. The district will promote opportunities to participate in the Wellness Committee at least once a year through parent and stakeholder communication which may include: newsletters, public announcements, web-postings, parent communication, etc.

The school district will provide the Wellness Committee with appropriate information and clear guidelines to assist in the development and/or revision of relevant policies on nutrition and physical activity goals. Goals will be based on available scientific evidence for improving school nutrition and physical activity programs from agencies such as the Centers for Disease Control (CDC), U.S. Department of Agriculture (USDA), Society for Health and Physical Educators (SHAPE) and National Association for Sport and Physical Education (NASPE). Goals and policy and description of the plan for measuring the implementation of (b) this policy will be presented to the Board starting with the presentation of goals within six (6) months of the passage of this policy and continuing annually thereafter.

(cf. 1000 - Concepts and Roles)

## **B. Nutrition**

All foods available in district schools during the school day shall be offered to students with consideration for promoting student health and ~~reducing childhood obesity~~ **lifelong healthy habits**.

All foods and beverages provided through the National School Lunch or School Breakfast Programs and **After School Meal Programs shall** meet nutritional requirements of the National School Lunch Act. ([7 C.F.R. Parts 210](#) and [220](#)).

To the maximum extent practicable, all schools in the district will participate in available federal school meal programs. The school district sees the value of universal breakfast and will cover the cost of all students to eat breakfast.

All other foods and beverages made available on campus (including, but not limited to vending, concessions, a la carte, student stores, classroom parties, and fundraising) during the school day, between the hours of 12:00 AM and 30 minutes after the conclusion of the instructional day, shall meet nutritional requirements of the National School Lunch Act and Nutrition Guidelines for All Foods Sold in Schools also known as Smart Snacks in School (Federal Register/Vol. 78, No. 125) See attached document. For the purpose of this policy, the school campus is defined as all property under the jurisdiction of the school district that is accessible to students.

Schools will provide students with access to a variety of affordable, nutritious and appealing foods that meet the health and nutrition needs of students; will accommodate, as much as possible, the religious, ethnic, and cultural diversity of the student body in meal planning; and will provide, clean, safe, and pleasant settings for students to eat. Schools will provide adequate time for students to enjoy eating healthy foods with friends in school; a minimum of 20 minutes of eating time, after being served, for lunch and 10 minutes for breakfast.

Traditional cultural foods may be exempted from the nutritional requirements when offered free of charge and for educational purposes. Traditional cultural foods offered for sale or as a part of the school breakfast or lunch program must meet nutritional requirements.

Foods and beverages will not be offered as reward for students' performance or behavior unless a waiver has been applied for and approved.

Schools will provide free potable water in the place where meals are served and elsewhere throughout the school buildings.

When practicable, Alaska farm and fish products will be utilized in meals and snacks.

Schools will encourage all students to participate in federal school meal programs and protect the identity of students who eat free and reduced priced meals.

Schools will encourage all students to eat healthy and nutritious meals within the school dining environment and will, to the extent practicable, involve students in menu planning.

To the extent practicable, schools will schedule lunch as close to the middle of the school day as possible. Schools are encouraged to provide opportunities for mid-morning or mid-afternoon healthy snack breaks.

Schools will limit food and beverage marketing on campus to the promotion of foods and beverages that meet the National School Lunch Act, Nutritional Guidelines for All Foods Sold in Schools. In Elementary, each classroom can schedule one day per month for celebration, parties or activities that involve food as part of a celebration or educational process. High School and Middle school will be allowed one day per month per school. All other food offered outside the designated day must meet smart snack compliance.

Schools will provide age-appropriate nutrition education as part of the health and physical education curricula that respects the cultural practices of students, is integrated into core subjects, and provides opportunities for students to practice skills and apply knowledge both inside and outside the school setting. The District will seek to provide evidence-based nutrition education curricula that foster lifelong healthy eating behaviors integrated into comprehensive school health education.

**To the extent practicable:**

- (a) Students in grades pre-K-12 shall receive nutrition education that teaches the skills needed to adopt lifelong healthy eating behaviors that may include resources and materials from the USDA, Food and Nutrition Services, Team Nutrition.
- (b) Classroom nutrition education shall be reinforced in the school dining room or cafeteria setting as well as in the classroom, with coordination among the nutrition service staff, administrators and teachers.
- (c) Students shall receive consistent nutrition messages from schools and the district. This includes in classrooms, cafeterias, outreach programs and other school-based activities.
- (d) Nutrition education shall be taught by a certified/licensed health education teacher.

(e) Schools will strive to establish or support an instructional garden within nutrition education and the core curriculum that provides students with experiences in planting, harvesting, preparing, serving and tasting.

(f) Schools will make available to students information on the caloric, sodium and other nutritional content (such as fat, nutrients, and sugars) of foods and beverages available for purchase at school.

*(cf. 0210 - Goals for Student Learning)*

*(cf. 3550 - Food Service)*

*(cf. 3551 - Food Service Operations)*

*(cf. 3552 - Regular Lunch Program)*

*(cf. 3553 - Free and Reduced Price Meals)*

*(cf. 3554 - Other Food Sales)*

*(cf. 6163.4 - School Gardens, Greenhouses, and Farms)*

**NOTE: Federal law** requirements for Local Wellness Policies state that districts **MUST** have physical activity goals. **Alaska State law [AS14.30.360](#)** (amended in 2016 by Senate Bill 200 'Mandatory Physical Activity in Schools') states that school districts shall establish guidelines for schools to provide opportunities during each full school day for students in grades K-8 for a minimum of 54 minutes of daily physical activity. These requirements cannot be met using **Section C: Physical Education** and **Section D: Physical Activity**.

### **C. Physical Education**

Physical education will be closely coordinated with the overall school health program, especially health education, so that students thoroughly understand the benefits of being physically active and master the self-management skills needed to stay active for a lifetime.

To the extent practicable, all elementary students will be provided at least the National Association for Sport and Physical Education (NASPE) recommendation of 150 minutes of physical education per week for the entire school year.

To the extent practicable, middle and high school students shall be provided at least the National Association for Sport and Physical Education (NASPE) recommendation of 225 minutes of physical education per week for the entire school year.

All students in grades kindergarten through eight will be required to participate in physical education for all years of enrollment in school. All high school students shall be required to participate in physical education for one full year. Physical education shall be exclusive of health education and shall be available for all four years of high school.

At least 50% of physical education class time should be spent in moderate to vigorous physical activity.

The district will adopt a physical education curriculum that aligns with the Alaska State Standards for Physical Education for grades K-12, with grade level benchmarks. The curriculum shall be reviewed in accordance with **the** regular curriculum review and adoption schedule of the District.

Student achievement shall be based on physical education standards, and a written physical education grade shall be reported for students according to the grading schedule of the District. Physical education classes shall have a pupil-teacher ratio comparable to that in the core classes. Waivers, exemptions, substitutions, and/or pass-fail options for physical education are prohibited for freshmen physical education students. Accommodations will be made for those with medical, cultural, or religious considerations.

To the extent practicable, physical education shall be taught by a certified/endorsed physical education teacher.

Physical education equipment shall be age-appropriate, inviting, and available in sufficient quantities for all students to be able to participate. Equipment shall be inspected regularly for safety and replaced when needed.

**NOTE: Federal law** requirements for Local Wellness Policies state that districts **MUST** have physical activity goals. **Alaska State law [AS14.30.360](#)** (amended in 2016 by Senate Bill 200 'Mandatory Physical Activity in Schools') states that school districts shall establish guidelines for schools to provide opportunities during each full school day for students in grades K-8 for a minimum of 54 minutes of daily physical activity. These requirements cannot be met using **Section C: Physical Education** and **Section D: Physical Activity**.

#### **D. Physical Activity**

All students in grades kindergarten through eight shall be provided opportunities for **of** daily physical activity for each full school day. Physical activity minutes may be accumulated throughout the school day and may include minutes spent in moderate to vigorous activity in physical education classes, recess, and classroom based physical activity.

Whenever possible, all students shall be given opportunities for physical activity through a range of programs including, but not limited to, intramurals, interscholastic athletics and physical activity clubs.

Elementary ~~and middle school~~ students shall be provided with at least 20 minutes each day of recess. **To the extent practicable, the middle school should be offered 20 minutes of activity in physical education.** When practicable, recess shall be scheduled before lunch periods, take place outdoors, and include structured, active recess options. Classroom based physical activity is encouraged but will not replace recess.

Administrative regulations shall be developed to ensure that physical activity opportunities are provided in accordance with [Alaska State Law 14.30.360](#) (amended in 2016 by Senate Bill 200 'Mandatory Physical Activity in Schools')

Indoor and outdoor facilities shall be available so that physical activity is safe and not dependent on the weather. Physical activity equipment shall be age-appropriate, inviting, available in sufficient quantities for all students to be active. Equipment shall be inspected regularly for safety and replaced when needed.

Using physical activity as punishment or withholding physical activity/physical education time for behavior management is strongly discouraged and shall be prohibited to complete class work.

The district/school will promote strategies/events designed to generate interest in and support active transport to school (walking school busses, 'bicycle trains', Walk/Bike to School Day, Safe Routes to School Programs).

Schools are encouraged to negotiate mutually acceptable and fiscally responsible arrangements with community agencies and organizations to keep school spaces and facilities available to students, staff and community members before, during, and after the school day, on weekends, and during school vacations.

*(cf. 1330 - Community use of school facilities)*

#### **E. Communication with Parents**

The district/school will regularly, at least annually, inform and update the public, including students, parents, and the community, about the content of this policy.

*(cf. 6020 - Parent Involvement)*

#### **F. Monitoring, Compliance and Evaluation**

The superintendent or designee (s) as indicated in the annual policy notification will ensure compliance with this policy and accompanying administrative

regulations. A comprehensive assessment of implementation of the local wellness policy will be conducted, at a minimum every three years. Administrative regulations may be developed to ensure that information will be gathered to assist the Board and district in evaluating implementation of this policy and to ensure that necessary documentation is maintained in preparation for the triennial administrative review conducted by Child Nutrition Programs, Department of Education & Early Development. At a minimum, the district must retain records to document compliance with the local school wellness policy requirements including the written local school wellness policy; documentation demonstrating compliance with community involvement requirements (see Section A); documentation of the triennial assessment of the local school wellness policy; and documentation to demonstrate compliance with the annual public notification requirements.

The Superintendent or designee will designate one or more persons to be responsible for ensuring that each school within the district complies with this policy, and that school activities, including fundraisers and celebrations, are consistent with district nutrition and physical activity goals.

The School Board will receive an annual summary report on district-wide compliance with the established nutrition and physical activity policies, and the progress made in attaining the district nutrition and physical activity goals, based on input from the schools within the district. The report will also be distributed to advisory councils, parent/teacher organizations, school principals, and school health services personnel and will be made to the public. When new standards, rules, or regulations for nutrition and wellness are created, the Wellness Policy Committee will review and update the policy as needed for compliance.

*Legal Reference:*

ALASKA STATUTES

[03.20.100](#) *Farm-to-School program*

[14.30.360](#) *Curriculum*

UNITED STATES CODE

*Richard B. Russell National School Lunch Act, [42 U.S.C. 1751-1769j](#)*

*Child Nutrition Act of 1996, [42 U.S.C. 1771-1793](#)*

CODE OF FEDERAL REGULATIONS

[7 C.F.R. Parts 210](#) and [220](#), *National School Lunch Program and Breakfast Program*

FEDERAL REGISTER

*Vol. 78, No. 125, Part II, Department of Agriculture*

*Revised 4/22*

**Petersburg City School District**

## **AR 5121 GRADES/EVALUATION OF STUDENT ACHIEVEMENT**

### **Grades for Achievement**

The High School grade point average (GPA) will include plus and minus grading on a student's transcript.

Grades for achievement in 6<sup>th</sup>- 12<sup>th</sup> grade and determination of Grade Point Average (GPA) are as follows:

	<b>Grade Points</b>
A Outstanding Achievement	4.0
A-	3.7
B+	3.4
B Above Average Achievement	3.0
B-	2.7
C+	2.4
C Average Achievement	2.0
C-	1.7
D+	1.4
D Below Average Achievement	1.0
D-	0.7
F Little or No Achievement	0
I Incomplete	0
NG No Grade	0

For students enrolled in Advanced Placement (AP) or International Baccalaureate (IB) classes, grade point average for these classes will be determined by the following:

	<b>Grade Points</b>
A Outstanding Achievement	5.0
A-	4.7
B+	4.4
B Above Average Achievement	4.0
B-	3.7
C+	3.4
C Average Achievement	3.0
C-	2.7

In order for students to receive the above grade points, they must be enrolled in an AP or IB course, and complete the course in good standing. The student's GPA that will be placed on their transcript will be based on a 5.00 scale for all AP and IB classes taken. Student transcripts will include both a weighted and non-weighted GPA.

In kindergarten through fifth grade, teachers shall use standards-based report cards to indicate the student's level of achievement and may also furnish examples of student work.

Whenever it becomes evident to a teacher that a student is in danger of failing a course, the teacher shall arrange a conference with the student's parent/guardian or send the parent/guardian a written report.

An incomplete is given only when a student's work is not finished because of illness or other excused absence. If not made up within two weeks after the end of the term, an incomplete will be assigned the grade that indicates the student's earned progress during that time.

Plus and minus signs will be used to indicate performance above or below the assigned letter grade.

Criteria for determining grades for achievement may include but are not limited to:

1. Preparation of assignments, including accuracy, legibility, and promptness.
2. Contribution to classroom discussions.
3. Demonstrated understanding of concepts in tests.
4. Application of skills and principles to new situations.
5. Organization and presentation of written and oral reports.
6. Originality and reasoning ability when working through problems.

### **Grades for Citizenship and Effort**

Grades for citizenship and effort may be reported each marking period as follows:

O Outstanding

S Satisfactory

N Needs Improvement

Criteria for determining grades for citizenship may include but are not limited to:

1. Student obeys rules.
2. Student respects public and personal property.
3. Student maintains courteous, cooperative relations with teachers and fellow students.
4. Student works without disturbing others.

Criteria for determining grades for effort may include but are not limited to:

1. Student takes responsibility for having necessary tools and materials.

2. Student shows interest and initiative.
3. Student goes to work immediately, and completes assignments.
4. Student uses free time resourcefully.

## **Honor Roll**

~~The high school shall post an Honor Roll.~~ All high school honor students shall be recognized annually. All courses except Pass/Fail shall be counted in computing eligibility for the Honor Roll. To qualify for the Honor Roll, a student must receive no current grade below a C and have a grade point average of ~~3.3~~ 3.5 or better.

## **Pass/Fail Grading**

Students shall be graded Pass/Fail for study skills classes or classes in which they serve as student aides, unless predetermined goals and objectives related to specific subject knowledge are on file and have been approved by the principal or designee.

## **No Grade (NG)**

Students may be given a No Grade for a class that cannot be completed due to extenuating circumstances. No Grade designation results in zero grade points and requires approval from both the counselor and principal.

## **Repeated Classes**

With the approval of the principal or designee, a student may repeat a course in order to raise his/her grade. The student shall receive credit only for taking the course once.

The highest grade received will be the permanent grade on the student's transcript.

## **Withdrawal from Classes**

A student who drops a course during the first two weeks of the semester may do so without any entry on his/her permanent record card. A student who drops a course after the first two weeks of the semester shall receive a W/F grade on his/her permanent record, unless otherwise decided by the principal or designee because of extenuating circumstances.

## **Selection of the Alaska Scholars**

All students in the top 10% of the class, based on GPA, are eligible for the Alaska Scholars Program. This is only eligible for students attending one of the three campuses of the University of Alaska. At the close of their Junior (11th grade) year, the top 10% of students, based on non-weighted GPA, will be submitted to the Alaska Scholars Program. Beginning with the Class of 2019, weighed GPA will be used to determine the top 10%.

Date: June 10, 2015

Revised: March 7, 2023

**Petersburg City School District**

## **AR 5127 GRADUATION CEREMONIES AND ACTIVITIES**

### **Determination of Valedictorian, Salutatorian, and Historian**

For currently enrolled high school students, the selection of Valedictorian, Salutatorian, and Historian will be determined at the end of the 2nd semester of the graduating class's senior year. The selection for Valedictorian, Salutatorian, and Historian will be determined based on an unweighted grade point scale. The student with the highest GPA will be selected as Valedictorian. The student with the next highest GPA will be selected as the Salutatorian. The student with the next highest GPA will be selected as the Historian. GPA will be determined by PowerSchool, rounded to the ten-thousandths place (4 decimal points). If there is a tie in GPA, more than one Valedictorian, Salutatorian, or Historian will be selected. Students earning a modified diploma are not eligible for Valedictorian, Salutatorian, Historian or class ranking.

~~Determination of the Valedictorian, Salutatorian and Historian using a weighted grade point scale will begin with the Class of 2019.~~

~~Date: June 10, 2015~~

Date: December 17, 2024

**Petersburg City School District**

# **Personnel Action Report for 2024-2025**

January 21, 2025

---

## **EMPLOYMENT OF CERTIFIED PERSONNEL**

Trinity Edwards  
Secondary Math  
SY 2025-26

David Fonken  
Elem Counselor/Behavior  
SY 25-26

## **RESIGNATION/RETIREMENT CERTIFIED PERSONNEL**

Rick Brock  
Retire as of June 1

## **EMPLOYMENT OF CLASSIFIED PERSONNEL**

Kacey Hammer  
PT Food Service

Wyatt King  
Custodian

Steven Lyons  
Custodian

## **RESIGNATION/RETIREMENT CLASSIFIED PERSONNEL**

## **EXTRA DUTY CONTRACT**

Mike Corl  
Middle School Wrestling

### **2024-2025 School Year**

Teachers	38.00
Classified	39.00
Principals	2.00
District Administration/Exempt (Superintendent, Finance, Maintenance, Food Service, Board Admin, Special education, tech , athletics)	8.00

**Total Employees 87**

# Superintendent's Report

January 2025

## Capital Improvement Projects

We have received the 100% submittal drawings and cost estimates for two significant projects: the PHS/MMS roof replacement and the PHS administrative renovation.

- **PHS/MMS Roof Replacement:** \$3,072,631 (\$53/sq. ft.)
- **PHS Administrative Renovation:** \$602,248 (\$250.94/sq. ft.)

The next step is to advertise both projects for a 21-day bid period. The remaining steps in the bidding process include:

- **21-day advertising period**
- **10-day bid protest period**
- **5-day contract negotiation period**

## Professional Development

On Monday, January 6th, the teaching staff participated in a professional development session led by our Corwin consultant, Yana. The session focused on practicing strategies outlined in the *Teacher Clarity Playbook*. Feedback from teachers indicated this year's professional development has been the most impactful they've experienced.

Teachers are actively engaging with their standards, translating them into student-friendly language, and integrating our staff-developed learning dispositions of what it means to be a Petersburg Learner. This work is supported by the three-year *Raising the Bar for Alaska's Schools Grant* (RTBAK).

On a positive note, Petersburg is gaining recognition in the educational world. Superintendent Taylor has been invited to present the district's work in Washington, DC this summer alongside Corwin and the National Institute for Excellence in Teaching (NIET). Additionally, Petersburg is featured in NIET's 25th-anniversary report, [Building Educator Excellence: 25 Years of Impact](#), highlighting our district's innovative and effective educational practices. This success is a testament to former Superintendent Erica Kludt Painter's pursuit of the RTBAK grant and the dedication of our educators and administrators, who continuously strive to better support our students.

## Legislation

The legislative season is underway, 80+ bills and joint resolutions have been pre-filled so far. Representative Rebecca Himschoot recently hosted a Julebaking event. There Representative Himschoot emphasized the importance of participation in advocating for educational funding during the legislative session. Parents are strongly encouraged to provide testimony at the scheduled event on Monday, January 27th.

Link to [Alaska State Legislature pre-filled bills and joint resolutions](#).

**Key Education Issues to Watch:**

<a href="#"><u>HB</u></a> <a href="#"><u>9</u></a>	SCHOOLS: FUNDING; DISABILITY SERVICES	"An Act relating to education; relating to funding for charter schools; and relating to services for children with disabilities."
<a href="#"><u>HB</u></a> <a href="#"><u>12</u></a>	FREE BREAKFAST & LUNCH IN PUBLIC SCHOOLS	"An Act relating to free breakfast and lunch in public schools."
<a href="#"><u>HB</u></a> <a href="#"><u>28</u></a>	TEACHERS/STATE EMPLOYEE STUDENT LOAN PRGRM	"An Act establishing a student loan repayment pilot program; and providing for an effective date."
<a href="#"><u>HB</u></a> <a href="#"><u>29</u></a>	SCHOOL/UNIVERSITY EMPLOYEE HEALTH INSUR	"An Act relating to group insurance coverage and self-insurance coverage for school district employees, employees of the University of Alaska, and employees of other governmental units in the state; and providing for an effective date."
<a href="#"><u>SB</u></a> <a href="#"><u>3</u></a>	AUTHORIZE HANDGUNS SCHOOL EMPLOYEE/VOLUNT	"An Act requiring school districts to grant qualified persons an assigned duty to carry a concealed handgun on school grounds under certain conditions; relating to standards, training, and continuing education in firearms training for qualified persons granted an assigned duty to carry a concealed handgun on school grounds; relating to communication of school districts with state and local law enforcement; and relating to school crisis response plans."
<a href="#"><u>SB</u></a> <a href="#"><u>5</u></a>	SCHOOL/UNIVERSITY EMPLOYEE HEALTH INSUR	"An Act relating to group insurance coverage and self-insurance coverage for school district employees, employees of the University of Alaska, and employees of other governmental units in the state; and providing for an effective date."
<a href="#"><u>SB</u></a> <a href="#"><u>6</u></a>	ASIAN AMERICAN/PACIFIC ISLANDER PROGRAM	"An Act requiring education in the history and contributions of Asian Americans and Pacific Islanders."
<a href="#"><u>SB</u></a> <a href="#"><u>8</u></a>	EDUCATION FOR DEAF & HEARING IMPAIRED	"An Act relating to public school students who are deaf or hard of hearing."

<a href="#"><u>SB 18</u></a>	COMMUNICATION DEVICES IN PUBLIC SCHOOLS	"An Act relating to wireless telecommunications devices in public schools; and providing for an effective date."
<a href="#"><u>SB 20</u></a>	CPR CURRICULUM	"An Act relating to cardiopulmonary resuscitation education in public schools; relating to the duties of the Department of Education and Early Development; and providing for an effective date."
<a href="#"><u>SB 22</u></a>	FINANCIAL LITERACY PROGRAM IN SCHOOLS	"An Act establishing a financial literacy education program for public schools; and providing for an effective date."
<a href="#"><u>SB 23</u></a>	CIVICS EDUCATION	"An Act relating to civics education, civics assessments, and secondary school graduation requirements; and providing for an effective date."
<a href="#"><u>SB 27</u></a>	TEACHERS & PUB EMPLOYEE RETIREMENT PLANS	"An Act relating to restoration of tenure for certain disabled individuals; relating to the Public Employees' Retirement System of Alaska and the teachers' retirement system; providing certain employees an opportunity to choose between the defined benefit and defined contribution plans of the Public Employees' Retirement System of Alaska and the teachers' retirement system; and providing for an effective date."
<a href="#"><u>SB 28</u></a>	RETIREMENT SYSTEMS; DEFINED BENEFIT OPT.	"An Act relating to the Public Employees' Retirement System of Alaska and the teachers' retirement system; providing certain employees an opportunity to choose between the defined benefit and defined contribution plans of the Public Employees' Retirement System of Alaska and the teachers' retirement system; and providing for an effective date."

## Upcoming Dates:

January 23-25	MMS Wrestling @ Wrangell PHS Basketball 3rd Annual JV Jamboree
<b>January 27th</b>	<b>Regular School Day (new)</b>
Jan 30-Feb 1	PHS Basketball @ Lumen Christi
February 5th	Policy committee meeting 3:30 District Office
February 7-8	Basketball vs. Metlakatla
February 11th	Budget Committee meeting 6:00 p.m. PHS Library
February 14-15	PHS Basketball @ Haines
February 17th	President's Day- No School for Student/Teacher Inservice
February 18th	School Board meeting 6:00 PHS Library
February 21-22	PHS Basketball @ Wrangell
February 27-28	Parent Teacher Conferences- Early Out Elementary
March 4th-8th	Basketball & Cheer Regionals @ Ketchikan
March 9th	Daylight Savings Time Begins
March 7th-16th	Spring Break
March 18th	School Board Meeting 6:00 PHS Library
March 20th	Policy Committee Meeting 3:30 District Office
March 25th	Budget WorkSession 6:00 PHS Library
March 26th	Wellness Committee Meeting 3:30 PHS Library

## Elementary Report

Tuesday, January 21st @6:00

1. Shout Outs!
2. What has happened?
  - a. Christmas break
  - b. Winter Benchmark Complete
  - c. January Inservice
3. 24-25 Enrollment
  - a. PreK =3 , K =23 , 1=40 , 2=36 , 3=29 , 4=38 , 5=35 Total=204
4. Focus
  - a. Winter Benchmark Testing
  - b. CLSD *Application Ready by February*
  - c. DWEEP Grant - Ginger
  - d. Visible Learning Instruction
  - e. Learning Walks
  - f. Learning Dispositions (Almost There)
  - g. Social Media Platforms (Up and Going: Instagram, Twitter and Facebook)
  - h. Communication Protocol - Posted to pcsd.us
  - i. Communication Plan - Posted to pcsd.us
  - j. Updating School Improvement Plan - Posted to pcsd.us
5. What is to come?
  - a. Coffee Hour with the Principal January 22nd 3:00-4:00pm
    - i. School Improvement and Data Talk
  - b. STREAM Night January 30th @6:30pm
  - c. P.I.E. Event: Family Activity Night Feb. 7th

Principal's School Board Report  
Mitkof Middle School/Petersburg High School  
1/17/25

- We are pleased to have Ginger Evens and Tommy Thompson back in the school this semester providing RTI instruction to middle school students and Math and ELA support to high school students. Their contribution and expertise are greatly appreciated.
- Mathematics curriculum development has reached the rough draft stage and I am providing the board with a draft that will be available to the public and the school staff for feedback. We will continue to revise and add to this document over the next month to 6 weeks to prepare the final document. After the completion of the document we will begin text review to determine what instructional materials we will adopt to support the curriculum goals.
- Some small adjustments have been made to the bell schedule to accommodate needs in both the middle school and high school. We will continue to evaluate the operations for this school year as we plan for next year.
- We have begun the process of class and course offerings for next year. As staffing becomes clear, we will complete the plan for next year in time for student and community feedback prior to having students select classes for Fall 2025.
- We would like to welcome Lori Marsh to the HS/MS office staff. In conjunction with Tiffany Glass and Nancy Curtiss, our classified office staff positions are filled. We have an excellent staff working hard and well together.
- The secondary staff has embraced the Visible Learning models in our schools and we are seeing some very exciting successes in the classroom. I encourage board members to visit some of our classes and see the wonderful work our teachers are doing.
- Currently, we have students enrolled in courses at the school, with VHS, with BYU, and with Prince William Sound College. We are excited to continue to increase our offerings while maintaining a first-class education with our in-person instruction.
- I would like to personally thank each member of my staff for the tireless efforts they put in to assure that our students receive the best education possible. The professionalism and integrity of my staff is a source of strength for me and allows us to work towards constant improvement.

Student Counts: MMS = 116  
PHS = 147

Petersburg School District  
K-12 Mathematics Curriculum  
Adopted - February 2025

# Table of Contents

# Acknowledgements

Committee

Elementary  
Grades Kindergarten through 5th

# Kindergarten

## Instructional Focus:

In Kindergarten, instructional time should focus on two critical areas:

- Representing, relating, and operating on whole numbers, initially with sets of objects.
- Describing shapes and space.

## Readiness Standards:

- Must be 5 years old by September 1.

## Kindergarten Mathematical Content Standards

Strand	Standard	Examples and Resources
<b>Domain: Counting and Cardinality</b>		
<b>Know number names and the count sequence</b>	<ul style="list-style-type: none"> <li>• (K.CC.1) Count to 100 by ones and by tens.</li> <li>• (K.CC.2) Count forward beginning from a given number within the known sequence.</li> <li>• (K.CC.3) Write numbers from 0 to 20. Represent a number of objects with a written numeral 0-20 (with 0 representing a count of no objects).</li> </ul>	Use: <ul style="list-style-type: none"> <li>•</li> </ul> Literature Connections: <ul style="list-style-type: none"> <li>•</li> </ul>
<b>Count to tell the number of objects</b>	<ul style="list-style-type: none"> <li>• (K.CC.4) Understand the relationship between numbers and quantities; connect counting to cardinality.               <ol style="list-style-type: none"> <li>When counting objects, say the number names in standard order, pairing each object with one and only one number name and each number name with one and only one object.</li> <li>Understand that the last number name said, tells the number of objects counted. The number of objects is the same regardless of</li> </ol> </li> </ul>	Use: <ul style="list-style-type: none"> <li>•</li> </ul> Literature Connections: <ul style="list-style-type: none"> <li>•</li> </ul>

	<p>their arrangement or the order in which they were counted.</p> <p>c. Understand that each successive number name refers to a quantity that is one larger.</p> <ul style="list-style-type: none"> <li>• (K.CC.5) Count to answer, "How many?" questions about as many as 20 things arranged in a line a rectangular array or a circle, or as many as 10 things in a scattered configuration; given a number from 1-20, count out that many objects.</li> </ul>	
<b>Compare numbers</b>	<ul style="list-style-type: none"> <li>• (K.CC.6) Identify whether the number of objects in one group is greater than, less than, or equal to the number of objects in another group (e.g. by matching, counting, or estimating strategies).</li> <li>• (K.CC.7) Compare and order two numbers between 1 and 10 presented as a written numeral.</li> </ul>	<p>Use:</p> <ul style="list-style-type: none"> <li>•</li> </ul> <p>Literature Connections:</p> <ul style="list-style-type: none"> <li>•</li> </ul>
<b>Domain: Operations and Algebraic Thinking</b>		
<b>Understand addition as putting together and adding to, and understand subtraction as taking apart and taking from</b>	<ul style="list-style-type: none"> <li>• (K.OA.1) Represent addition and subtraction with objects, fingers, mental images, drawings, sounds (e.g., claps), acting out situations, verbal explanations, expressions, or equations.</li> <li>• (K.OA.2) Add or subtract whole numbers to 10 (e.g., by using objects or drawings to solve word problems).</li> <li>• (K.OA.3) Decompose numbers less than or equal to 10 into pairs in more than one way (e.g., by using objects or drawings, and recorded each decomposition by a drawing or equation).</li> <li>• (K.OA.4) For any number from 1-4, find the number that makes 5 when added to the given number and, for any number from 1-9, find the number that makes 10 when added to the given number (e.g., by</li> </ul>	<p>Use:</p> <ul style="list-style-type: none"> <li>•</li> </ul> <p>Literature Connections:</p> <ul style="list-style-type: none"> <li>•</li> </ul>

	<p>using objects, drawings or 10 frames) and record the answer with a drawing or equation.</p> <ul style="list-style-type: none"> <li>• (K.OA.5) Fluently add and subtract numbers up to 5.</li> </ul>	
<b>Identify and continue patterns</b>	<ul style="list-style-type: none"> <li>• (K.OA.6) Recognize, identify and continue simple patterns of color, shape, and size.</li> </ul>	<p>Use:</p> <ul style="list-style-type: none"> <li>•</li> </ul> <p>Literature Connections:</p> <ul style="list-style-type: none"> <li>•</li> </ul>
<b>Domain: Number and Operations in Base Ten</b>		
<b>Work with numbers 11-19 to gain foundations for place value</b>	<ul style="list-style-type: none"> <li>• (K.NBT.1) Compose and decompose numbers from 11 to 19 into ten ones and some further ones (e.g., by using objects or drawings) and record each composition and decomposition by a drawing or equation (e.g., <math>18=10+8</math>); understand that these numbers are composed of ten ones and one, two, three, four, five, six, seven, eight or nine ones.</li> </ul>	<p>Use:</p> <ul style="list-style-type: none"> <li>•</li> </ul> <p>Literature Connections:</p> <ul style="list-style-type: none"> <li>•</li> </ul>
<b>Domain: Measurement and Data</b>		
<b>Describe and compare measurable attributes</b>	<ul style="list-style-type: none"> <li>• (K.MD.1) Describe measurable attributes of objects (e.g., length or weight). Match measuring tools to attribute (e.g., ruler to length). Describe several measurable attributes of a single object.</li> <li>• (K.MD.2) Make comparisons between two objects with a measurable attribute in common to see which objects have “more of” or “less of” of the attribute, and describe the difference.</li> </ul>	<p>Use:</p> <ul style="list-style-type: none"> <li>•</li> </ul> <p>Literature Connections:</p> <ul style="list-style-type: none"> <li>•</li> </ul>
<b>Classify objects and count the number of</b>	<ul style="list-style-type: none"> <li>• (K.MD.3) Classify objects into given categories (attributes). Count the number of objects in each</li> </ul>	<p>Use:</p> <ul style="list-style-type: none"> <li>•</li> </ul>

<b>objects in each category</b>	category (Limit category counts to be less than or equal to 10).	Literature Connections: •
<b>Work with time and money</b>	<ul style="list-style-type: none"> <li>• (K.MD.4) Name in sequence the days of the week.</li> <li>• (K.MD.5) Tell time to the hour using both analog and digital clocks.</li> <li>• (K.MD.6) Identify coins by name.</li> </ul>	Use: •  Literature Connections: •
<b>Domain: Geometry</b>		
<b>Identify and describe shapes</b>	<ul style="list-style-type: none"> <li>• (K.G.1) Describe objects in the environment using names of shapes and describe their relative positions (e.g., above, below, beside, in front of, behind, next to).</li> <li>• (K.G.2) Name shapes regardless of their orientation or overall size.</li> <li>• (K.G.3) Identify shapes as two-dimensional (flat) or three-dimensional (solid).</li> </ul>	Use: •  Literature Connections: •
<b>Analyze, compare, create, and compose shapes</b>	<ul style="list-style-type: none"> <li>• (K.G.4) Analyze and compare two-dimensional and three-dimensional shapes in different sizes and orientations, using informal language to describe their similarities, differences, parts (e.g., number of sides and vertices), and other attributes (e.g., having sides of equal lengths).</li> <li>• (K.G.5) Build shapes (e.g., using sticks and clay) and draw shapes.</li> <li>• (K.G.6) Put together two-dimensional shapes to form larger shapes (e.g., join two triangles with full sides touching to make a rectangle).</li> </ul>	



# First Grade

## Instructional Focus:

In Grade 1, instructional time should focus on four critical areas:

- Developing an understanding of addition, subtraction, and strategies for addition and subtraction within 20.
- Developing an understanding of whole number relationships and place value, including grouping in tens and ones.
- Developing an understanding of linear measurement and measuring lengths as iterating length units.
- Reasoning about attributes of, and composing and decomposing geometric shapes.

## Readiness Standards:

- Students use numbers, including written numerals, to represent quantities and to solve quantitative problems, such as counting objects in a set; counting out a given number of objects; comparing sets of numerals; and modeling simple joining and separating situations with sets of objects, or eventually with equations such as  $5 + 2 = 7$  and  $7 - 2 = 5$ .
- Students describe their physical world using geometric ideas (e.g., shape, orientation, spatial relations) and vocabulary.

## Grade 1 Mathematical Content Standards

Strand	Standard	Examples and Resources
<b>Domain: Counting and Cardinality</b>		
<b>Know ordinal names and counting flexibility</b>	<ul style="list-style-type: none"> <li>• (1.CC.1) Skip count by 2s and 5s.</li> <li>• (1.CC.2) Use ordinal numbers correctly when identifying object position (e.g., first, second, third).</li> <li>• (1.CC.3) Order numbers from 1-100. Demonstrate ability in counting forward and backward.</li> </ul>	Use: <ul style="list-style-type: none"> <li>•</li> </ul> Literature Connections: <ul style="list-style-type: none"> <li>•</li> </ul>
<b>Count to tell the number of objects</b>	<ul style="list-style-type: none"> <li>• (1.CC.4) Count a large quantity of objects by grouping into 10s and counting by 10s and 1s to find the quantity.</li> </ul>	Use: <ul style="list-style-type: none"> <li>•</li> </ul> Literature Connections: <ul style="list-style-type: none"> <li>•</li> </ul>

<p><b>Compare numbers</b></p>	<ul style="list-style-type: none"> <li>• (1.CC.5) Use the symbols for greater than, less than, or equal to when comparing two numbers or groups of objects.</li> <li>• (1.CC.6) Estimate how many and how much in a given set to 20 and then verify estimate by counting.</li> </ul>	<p>Use:</p> <ul style="list-style-type: none"> <li>•</li> </ul> <p>Literature Connections:</p> <ul style="list-style-type: none"> <li>•</li> </ul>
<p><b>Domain: Operations and Algebraic Thinking</b></p>		
<p><b>Represent and solve problems involving addition and subtraction</b></p>	<ul style="list-style-type: none"> <li>• (1.OA.1) Use addition and subtraction strategies to solve word problems (using numbers up to 20), involving situations of adding to, taking from, putting together, taking apart and comparing with unknowns in all positions, using a number line (e.g., by using objects, drawings, and equations). Record and explain using equation symbols and a symbol for the unknown number to represent the problem.</li> <li>• (1.OA.2) Solve word problems that call for the addition of three whole numbers whose sum is less than or equal to 20 (e.g., by using objects, drawings, and equations). Record and explain using equation symbols and a symbol for the unknown number to represent the problem.</li> </ul>	<p>Use:</p> <ul style="list-style-type: none"> <li>•</li> </ul> <p>Literature Connections:</p> <ul style="list-style-type: none"> <li>•</li> </ul>
<p><b>Understand and apply properties of operations and the relationship between addition and subtraction</b></p>	<ul style="list-style-type: none"> <li>• (1.OA.3) Apply properties of operations as strategies to add and subtract (students need not know the name of the property).</li> <li>• (1.OA.4) Understand subtraction as an unknown-addend problem.</li> </ul>	<p>Use:</p> <ul style="list-style-type: none"> <li>•</li> </ul> <p>Literature Connections:</p> <ul style="list-style-type: none"> <li>•</li> </ul>
<p><b>Add and subtract using numbers up to 20</b></p>	<ul style="list-style-type: none"> <li>• (1.OA.5) Relate counting to addition and subtraction (e.g., by counting on 2 to add 2)</li> <li>• (1.OA.6) Add and subtract using numbers up to 20, demonstrating fluency for addition and subtraction up to 10. Use strategies such as:             <ol style="list-style-type: none"> <li>a. counting on</li> </ol> </li> </ul>	<ul style="list-style-type: none"> <li>•</li> </ul>

	<ul style="list-style-type: none"> <li>b. making ten (<math>8+6=8+2+4=10+4=14</math>)</li> <li>c. decomposing a number leading to a ten (<math>13-4=13-3-1=10-1=9</math>)</li> <li>d. using the relationship between addition and subtraction, such as fact families (<math>8+4=12</math> and <math>12-8=4</math>)</li> <li>e. creating equivalent but easier or known sums (e.g., adding <math>6+7</math> by creating the known equivalent <math>6+6+1=12+1=13</math>)</li> </ul>	
<b>Work with addition and subtraction equations</b>	<ul style="list-style-type: none"> <li>• (1.OA.7) Understand the meaning of the equal sign (e.g., read equal sign as “same as”) and determine if equations involving addition and subtraction are true or false.</li> <li>• (1.OA.8) Determine the unknown whole number in an addition or subtraction equation.</li> </ul>	
<b>Identify and continue patterns</b>	<ul style="list-style-type: none"> <li>• (1.OA.9) Identify, continue, and label patterns (e.g., aabb, abab). Create patterns using number, shape, size, rhythm, or color.</li> </ul>	
<b>Domain: Number and Operations in Base Ten</b>		
<b>Extend the counting sequence</b>	<ul style="list-style-type: none"> <li>• (1.NBT.1) Count to 120. In this range, read, write and order numerals, and represent a number of objects with a written numeral.</li> </ul>	Use: <ul style="list-style-type: none"> <li>•</li> </ul> Literature Connections: <ul style="list-style-type: none"> <li>•</li> </ul>
<b>Understand place value</b>	<ul style="list-style-type: none"> <li>• (1.NBT.2) Model and identify place value positions of two digit numbers. Include:               <ul style="list-style-type: none"> <li>a. 10 can be thought of as a bundle of ten ones, called a “ten”.</li> </ul> </li> </ul>	<ul style="list-style-type: none"> <li>•</li> </ul>

	<ul style="list-style-type: none"> <li>b. The numbers from 11 to 19 are composed of a ten and one, two, three, four, five, six, seven, eight or nine ones.</li> <li>c. The numbers 10, 20, 30, 40, 50, 60, 70, 80, 90, refer to one, two, three, four, five, six, seven, eight or nine tens (and 0 ones).</li> <li>• (1.NBT.3) Compare two two-digit numbers based on meanings of the tens and ones digits, recording the results of comparisons with the symbols <math>&gt;</math>, <math>=</math>, <math>&lt;</math>.</li> </ul>	
<p><b>Use place value understanding and properties of operations to add and subtract</b></p>	<ul style="list-style-type: none"> <li>• (1.NBT.4) Add using numbers up to 100 including adding a two-digit number and a one-digit number and adding a two-digit number and a multiple of 10. Use: <ul style="list-style-type: none"> <li>a. concrete models or drawings and strategies based on place value</li> <li>b. properties of operations</li> <li>c. and/or relationship between addition and subtraction. Relate the strategy to a written method and explain the reasoning used. Demonstrate in adding two-digit numbers, tens and tens are added, ones and ones are added and sometimes it is necessary to compose a ten from ten ones.</li> </ul> </li> <li>• (1.NBT.5) Given a two-digit number, mentally find 10 more or 10 less than the number, without having to count; explain the reasoning used.</li> <li>• (1.NBT.6) Subtract multiples of 10 up to 100. Use: <ul style="list-style-type: none"> <li>a. concrete models or drawings and strategies based on place value</li> <li>b. properties of operation.</li> <li>c. and/or relationship between addition and subtraction. Relate the strategy to a written method and explain the reasoning used.</li> </ul> </li> </ul>	<p>Use:</p> <ul style="list-style-type: none"> <li>•</li> </ul> <p>Literature Connections:</p> <ul style="list-style-type: none"> <li>•</li> </ul>

**Domain: Measurement and Data**

<b>Measure lengths indirectly and by iterating length units</b>	<ul style="list-style-type: none"><li>• (1.MD.1) Measure and compare three objects using standard or non-standard units.</li><li>• (1.MD.2) Express the length of an object as a whole number of length units, by laying multiple copies of shorter objects (the length unit) end to end; understand that the length measurement of an object is the number of same-size length units that span it with no gaps or overlaps.</li></ul>	Use: <ul style="list-style-type: none"><li>•</li></ul> Literature Connections: <ul style="list-style-type: none"><li>•</li></ul>
<b>Work with time and money</b>	<ul style="list-style-type: none"><li>• (1.MD.3) Tell and write time in half hours using both analog and digital clocks.</li><li>• (1.MD.4) Read a calendar distinguishing yesterday, today, and tomorrow. Read and write a date.</li><li>• (1.MD.5) Recognize and read money symbols including \$ and ¢.</li><li>• (1.MD.6) Identify values of coins (e.g., nickel = 5 cents, quarter = 25 cents). Identify equivalent values of coins up to \$1 (e.g., 5 pennies = 1 nickel, 5 nickels = 1 quarter).</li></ul>	Use: <ul style="list-style-type: none"><li>•</li></ul> Literature Connections: <ul style="list-style-type: none"><li>•</li></ul>
<b>Represent and interpret data</b>	<ul style="list-style-type: none"><li>• (1.MD.7) Organize, represent, and interpret data with up to three categories. Ask and answer comparison and quantity questions about the data.</li></ul>	
<b>Domain: Geometry</b>		
<b>Reason with shapes and their attributes</b>	<ul style="list-style-type: none"><li>• (1.G.1) Distinguish between defining attributes (e.g., triangles are closed and three-sided) versus non-defining attributes. Identify shapes that have non-defining attributes (e.g., color, orientation, overall size). Build and draw shapes given specified attributes.</li><li>• (1.G.2) Compose (put together) two-dimensional or three-dimensional shapes to create a larger,</li></ul>	Use: <ul style="list-style-type: none"><li>•</li></ul> Literature Connections: <ul style="list-style-type: none"><li>•</li></ul>

	<p>composite shape, and compose new shapes from the composite shape.</p> <ul style="list-style-type: none"><li>• (1.G.3) Partition circles and rectangles into two and four equal shares. Describe the shares using the words: <i>halves, fourths, and quarters</i> and phrases: <i>half of, fourth of, and a quarter of</i>. Describe the whole as two of, or four of, the shares. Understand for these examples that decomposing (break apart) into more equal shares creates smaller shares.</li></ul>	
--	---	--

# Second Grade

**Instructional Focus:**

In Grade 2, instructional time should focus on four critical areas:

- Extending understanding of base-ten notation.
- Building fluency with addition and subtraction.
- Using standard units of measure.
- Describing and analyzing shapes.

**Readiness Standards:**

- Students develop strategies for adding and subtracting whole numbers based on their prior work with small numbers.
- Students develop, discuss, and use efficient, accurate, and generalizable methods to add within 100 and subtract multiples of 10.
- Students develop an understanding of the meaning and processes of measurement, including underlying concepts such as iterating (the mental activity of building up the length of an object with equal-sized units) and the transitivity principle for indirect measurement.
- Students compose and decompose plane or solid figures (e.g., put two triangles together to make a quadrilateral) and build an understanding of part-whole relationships as well as the properties of the original and composite shapes.

## Grade 2 Mathematical Content Standards

Strand	Standard	Examples and Resources
<b>Domain: Operations and Algebraic Thinking</b>		
<b>Represent and solve problems involving addition and subtraction</b>	<ul style="list-style-type: none"> <li>• (2.OA.1) Use addition and subtraction strategies to estimate, then solve one- and two- step word problems (using numbers up to 100) involving situations of adding to, taking from, putting together, taking apart, and comparing with unknowns in all positions (e.g., by using objects, drawings and equations). Record and explain using equation symbols and a symbol for the unknown number to represent the problem.</li> </ul>	Use: <ul style="list-style-type: none"> <li>•</li> </ul> Literature Connections: <ul style="list-style-type: none"> <li>•</li> </ul>

<p><b>Add and subtract using numbers up to 20</b></p>	<ul style="list-style-type: none"> <li>• (2.OA.2) Fluently add and subtract using numbers up to 20 using mental strategies. Know from memory all sums of two one-digit numbers.</li> </ul>	<p>Use:</p> <ul style="list-style-type: none"> <li>•</li> </ul> <p>Literature Connections:</p> <ul style="list-style-type: none"> <li>•</li> </ul>
<p><b>Work with equal groups of objects to gain foundations for multiplication</b></p>	<ul style="list-style-type: none"> <li>• (2.OA.3) Determine whether a group of objects (up to 20) is odd or even (e.g., by pairing objects and comparing, counting by 2s) Model an even number as two equal groups of objects and then write an equation as a sum of two equal addends.</li> <li>• (2.OA.4) Use addition to find the total number of objects arranged in rectangular arrays with up to 5 rows and up to 5 columns. Write an equation to express the total as repeated addition (e.g., array of 4 by 5 would be <math>5+5+5+5=20</math>).</li> </ul>	<p>Use:</p> <ul style="list-style-type: none"> <li>•</li> </ul> <p>Literature Connections:</p> <ul style="list-style-type: none"> <li>•</li> </ul>
<p><b>Identify and continue patterns</b></p>	<ul style="list-style-type: none"> <li>• (2.OA.5) Identify, continue, and label number patterns (e.g., aabb, abab). Describe a rule that determines and continues a sequence or pattern.</li> </ul>	
<p><b>Domain: Number and Operations in Base Ten</b></p>		
<p><b>Understand place value</b></p>	<ul style="list-style-type: none"> <li>• (2.NBT.1) Model and identify place value positions of three-digit numbers. Include: <ul style="list-style-type: none"> <li>a. 100 can be thought of as a bundle of ten tens - called a “hundred”.</li> <li>b. The numbers 100, 200, 300, 400, 500, 600, 700, 800, 900 refer to one, two, three, four, five, six, seven, eight, or nine hundreds (and 0 tens and 0 ones).</li> </ul> </li> <li>• (2.NBT.2) Count up to 1000, skip-count by 5s, 10s and 100s.</li> <li>• (2.NBT.3) Read, write, order up to 1000 using base-ten numerals, number names, and expanded form.</li> </ul>	<p>Use:</p> <ul style="list-style-type: none"> <li>•</li> </ul> <p>Literature Connections:</p> <ul style="list-style-type: none"> <li>•</li> </ul>

	<ul style="list-style-type: none"> <li>• (2.NBT.4) Compare two three-digit numbers based on the meanings of the hundreds, tens, and ones digits, using <math>&gt;</math>, <math>=</math>, <math>&lt;</math> symbols to record the results.</li> </ul>	
<p><b>Use place value understanding and properties of operations to add and subtract</b></p>	<ul style="list-style-type: none"> <li>• (2.NBT.5) Fluently add and subtract using numbers up to 100. Use: <ul style="list-style-type: none"> <li>○ strategies based on place value</li> <li>○ properties of operations</li> <li>○ and/or the relationship between addition and subtraction.</li> </ul> </li> <li>• (2.NBT.6) Add up to four two-digit numbers using strategies based on place value and properties of operations.</li> <li>• (2.NBT.7) Add and subtract using numbers up to 1000. Use: <ol style="list-style-type: none"> <li>a. concrete models or drawings and strategies based on place value</li> <li>b. properties of operations</li> <li>c. and/or the relationship between addition and subtraction.</li> </ol> <p>Relate the strategy to a written method and explain the reasoning used. Demonstrate in adding or subtracting three-digit numbers, hundreds and hundreds are added or subtracted, tens and tens are added or subtracted, ones and ones are added or subtracted, and sometimes it is necessary to compose a ten from ten ones or a hundred from ten tens.</p> </li> <li>• (2.NBT.8) Mentally add 10 or 100 to a given number 100-900 and mentally subtract 10 or 100 from a given number.</li> <li>• (2.NBT.9) Explain or illustrate the processes of addition or subtraction and their relationship using place value and the properties of operations.</li> </ul>	<p>Use:</p> <ul style="list-style-type: none"> <li>•</li> </ul> <p>Literature Connections:</p> <ul style="list-style-type: none"> <li>•</li> </ul>

## Domain: Measurement and Data

<b>Measure and estimate lengths in standard units</b>	<ul style="list-style-type: none"><li>• (2.MD.1) Measure the length of an object by selecting and using standards tools such as rulers, yardsticks, meter sticks, and measuring tapes.</li><li>• (2.MD.2) Measure the length of an object twice using different length units for the two measurements. Describe how the two measurements relate to the size of the units chosen.</li><li>• (2.MD.3) Estimate, measure, and draw lengths using whole units of inches, feet, yards, centimeters, and meters.</li><li>• (2.MD.4) Measure to compare lengths of two objects expressing the difference in terms of a standard length unit.</li></ul>	Use: <ul style="list-style-type: none"><li>•</li></ul> Literature Connections: <ul style="list-style-type: none"><li>•</li></ul>
<b>Relate addition and subtraction to length</b>	<ul style="list-style-type: none"><li>• (2.MD.5) Solve addition and subtraction word problems using numbers up to 100 involving lengths that are given in the same units (e.g., by using drawings of rulers). Write an equation with a symbol for the unknown to represent the problem.</li><li>• (2.MD.6) Represent whole numbers as lengths from 0 on a number line diagram with equally spaced points corresponding to the numbers 0, 1, 2, ..., and represent whole-number sums and differences within 100 on a number line diagram.</li></ul>	Use: <ul style="list-style-type: none"><li>•</li></ul> Literature Connections: <ul style="list-style-type: none"><li>•</li></ul>
<b>Work with time and money</b>	<ul style="list-style-type: none"><li>• (2.MD.7) Tell and write time to the nearest five minutes using a.m. and p.m. from analog and digital clocks.</li><li>• (2.MD.8) Solve word problems involving dollar bills and coins using the \$ and ¢ symbols appropriately.</li></ul>	Use: <ul style="list-style-type: none"><li>•</li></ul> Literature Connections: <ul style="list-style-type: none"><li>•</li></ul>
<b>Represent and interpret data</b>	<ul style="list-style-type: none"><li>• (2.MD.9) Collect, record, interpret, represent, and describe data in a table, graph, or line plot.</li></ul>	

	<ul style="list-style-type: none"> <li>• (2.MD.10) Draw a picture graph and a bar graph (with single-unit scale) to represent a data set with up to four categories. Solve simple put-together, take-apart, and compare problems using the information presented in a bar graph.</li> </ul>	
<b>Domain: Geometry</b>		
<b>Reason with shapes and their attributes</b>	<ul style="list-style-type: none"> <li>• (2.G.1) Identify and draw shapes having specified attributes, such as a given number of angles or a given number of equal faces compared visually, not by measuring. Identify triangles, quadrilaterals, pentagons, hexagons, and cubes.</li> <li>• (2.G.2) Partition a rectangle into rows and columns of same-size squares and count to find the total number of them.</li> <li>• (2.G.3) Partition circles and rectangles into shares, describe the shares using the words <i>halves</i>, <i>thirds</i>, <i>half of</i>, <i>a third of</i>, etc., and describe the whole as two halves, three thirds, four fourths. Recognize that equal shares of identical wholes need not have the same shape.</li> </ul>	Use: <ul style="list-style-type: none"> <li>•</li> </ul> Literature Connections: <ul style="list-style-type: none"> <li>•</li> </ul>

# Third Grade

## Instructional Focus:

In Grade 3, instructional time should focus on four critical areas:

- Developing an understanding of multiplication and division and strategies for multiplication and division within 100.
- Developing an understanding of fractions, especially unit fractions (fractions with a numerator of 1).
- Developing an understanding of the structure of rectangular arrays and of area.
- Describing and analyzing two-dimensional shapes.

## Readiness Standards:

- Students extend their understanding of the base-ten system. This includes ideas of counting in fives, tens, and multiples of hundreds, tens, and ones, as well as number relationships involving these units, including comparing.
- Students use their understanding of addition to develop fluency with addition and subtraction within 100.
- Students recognize the need or standard units of measure (centimeter and inch) and the use of rulers and other measurement tools with the understanding that linear measure involves an iteration of units.
- Students describe and analyze shapes by examining their sides and angles.
- Students investigate, describe, and reason about decomposing and combining shapes to make other shapes.

## Grade 3 Mathematical Content Standards

Strand	Standard	Examples and Resources
<b>Domain: Operations and Algebraic Thinking</b>		
<b>Represent and solve problems involving multiplication and division</b>	<ul style="list-style-type: none"> <li>• (3.OA.1) Interpret products of whole numbers (e.g., interpret <math>5 \times 7</math> as the total number of objects in 5 groups of 7 objects each).</li> </ul>	Use: <ul style="list-style-type: none"> <li>•</li> </ul> Literature Connections: <ul style="list-style-type: none"> <li>•</li> </ul>
	<ul style="list-style-type: none"> <li>• (3.OA.2) Interpret whole-number quotients of whole numbers (e.g., interpret <math>56 \div 8</math> as the number of objects in each share when 56 objects are partitioned equally into 8 shares, or as a number of</li> </ul>	Use: <ul style="list-style-type: none"> <li>•</li> </ul> Literature Connections: <ul style="list-style-type: none"> <li>•</li> </ul>

	<p>shares when 56 objects are partitioned into equal shares of 8 objects each).</p> <ul style="list-style-type: none"> <li>• (3.OA.3) Use multiplication and division numbers up to 100 to solve word problems in situations involving equal groups, arrays, and measurement quantities (e.g., by using drawings and equations with a symbol for the unknown number to represent the problem).</li> <li>• (3.OA.4) Determine the unknown whole number in a multiplication or division equation relating three whole numbers.</li> </ul>	
<p><b>Understand the properties of multiplication and the relationship between multiplication and division</b></p>	<ul style="list-style-type: none"> <li>• (3.OA.5) Make, test, support, draw conclusions, and justify conjectures about properties of operations as strategies to multiply and divide (students need not use formal terms for these properties). <ul style="list-style-type: none"> <li>○ Commutative property of multiplication: If <math>6 \times 4 = 24</math> is known, then <math>4 \times 6 = 24</math> is also known.</li> <li>○ Associative property of multiplication: <math>3 \times 5 \times 2</math> can be found by <math>3 \times 5 = 15</math>, then <math>15 \times 2 = 30</math>, or by <math>5 \times 2 = 10</math>, then <math>3 \times 10 = 30</math>.</li> <li>○ Distributive property: knowing that <math>8 \times 5 = 40</math> and <math>8 \times 2 = 16</math>, one can find <math>8 \times 7</math> as <math>8 \times (5 + 2) = (8 \times 5) + (8 \times 2) = 40 + 16 = 56</math>.</li> <li>○ Inverse property (relationship) of multiplication and division.</li> </ul> </li> <li>• (3.OA.6) Understand division as an unknown-factor problem.</li> </ul>	<p>Use:</p> <ul style="list-style-type: none"> <li>•</li> </ul> <p>Literature Connections:</p> <ul style="list-style-type: none"> <li>•</li> </ul>
<p><b>Multiply and divide up to 100</b></p>	<ul style="list-style-type: none"> <li>• (3.OA.7) Fluently multiply and divide numbers up to 100, using strategies such as the relationship between multiplication and division (e.g., knowing that <math>8 \times 5 = 40</math>, one knows <math>40 \div 5 = 8</math>) or properties of operations. By the end of Grade 3, know from memory all the products of two one-digit numbers.</li> </ul>	

<p><b>Solve problems involving the four operations and identify and explain patterns in arithmetic</b></p>	<ul style="list-style-type: none"> <li>• (3.OA.8) Solve and create two-step word problems using any of the four operations. Represent these problems using equations with a symbol (box, circle, question mark) standing for the unknown quantity. Assess the reasonableness of answers using mental computation and estimation strategies including rounding.</li> <li>• (3.OA.9) Identify arithmetic patterns (including patterns in the addition table or multiplication table) and explain them using properties of operations.</li> </ul>	
<p><b>Domain: Number and Operations in Base Ten</b></p>		
<p><b>Use place value understanding and properties of operations to perform multi-digit arithmetic</b></p>	<ul style="list-style-type: none"> <li>• (3.NBT.1) Use place value understanding to round whole numbers to the nearest 10 or 100.</li> <li>• (3.NBT.2) Use strategies and/or algorithms to fluently add and subtract with numbers up to 1000, demonstrating an understanding of place value, properties of operations, and/or the relationship between addition and subtraction.</li> <li>• (3.NBT.3) Multiply one-digit whole numbers by multiples of 10 in the range 10-90 (e.g., <math>9 \times 80</math>, <math>10 \times 60</math>) using strategies based on place value and properties of operations.</li> </ul>	<p>Use:</p> <ul style="list-style-type: none"> <li>•</li> </ul> <p>Literature Connections:</p> <ul style="list-style-type: none"> <li>•</li> </ul>
<p><b>Domain: Number and Operations-Fractions</b> (Limited in this grade to fractions with denominators 2, 3, 4, 6, and 8)</p>		
<p><b>Develop an understanding of fractions as numbers</b></p>	<ul style="list-style-type: none"> <li>• (3.NF.1) Understand a fraction <math>1/b</math> (e.g., <math>\frac{1}{4}</math>) as the quantity formed by 1 part when a whole is partitioned into <math>b</math> (e.g., 4) equal parts; understand a fraction <math>a/b</math> (e.g., <math>\frac{2}{4}</math>) as the quantity formed by <math>a</math> (e.g., 2) parts of size <math>1/b</math> (e.g., <math>\frac{1}{4}</math>).</li> <li>• (3.NF.2) Understand a fraction as a number on the number line; represent fractions on a number line diagram.</li> </ul>	<p>Use:</p> <ul style="list-style-type: none"> <li>•</li> </ul> <p>Literature Connections:</p> <ul style="list-style-type: none"> <li>•</li> </ul>

- |  |   |  |
|--|---|--|
|  | <ul style="list-style-type: none"><li>a. Represent a fraction <math>1/b</math> (e.g., <math>1/4</math>) on a number line diagram by defining the interval from 0 to 1 as the whole and partitioning it into <math>b</math> e.g., 4) equal parts. Recognize that each part has size <math>1/b</math> (e.g., <math>1/4</math>) and that the endpoint of the part based at 0 locates the number <math>1/b</math> (e.g., <math>1/4</math>) on the number line.</li><li>b. Represent a fraction <math>a/b</math> (e.g., <math>2/8</math>) on a number line diagram or ruler by marking off <math>a</math> lengths <math>1/b</math> (e.g., <math>1/8</math>) from 0. Recognize that the resulting interval has size <math>a/b</math> (e.g., <math>2/8</math>) and that its endpoint locates the number <math>a/b</math> (e.g., <math>2/8</math>) on the number line.</li></ul> <ul style="list-style-type: none"><li>● (3.NF.3) Explain equivalence of fractions in special cases and compare fractions by reasoning about their size.<ul style="list-style-type: none"><li>a. Understand two fractions as equivalent if they are the same size (modeled) or the same point on a number line.</li><li>b. Recognize and generate simple equivalent fractions (e.g., <math>1/2=2/4</math>, <math>4/6=2/3</math>). Explain why the fractions are equivalent (e.g., by using a visual fraction model).</li><li>c. Express and model whole numbers as fractions and recognize and construct fractions that are equivalent to whole numbers.</li></ul></li><li>● Compare two fractions with the same numerator or the same denominator by reasoning about their size. Recognize that comparisons are valid only when the two fractions refer to the same whole. Record the results of comparisons with the symbols <math>&gt;</math>, <math>=</math>, or <math>&lt;</math> and justify the conclusions (e.g., by using a fraction model).</li></ul> |  |
|--|---|--|

**Domain: Measurement and Data**

<p><b>Solve problems involving measurement and estimation of intervals of time, liquid volumes, and masses of objects</b></p>	<ul style="list-style-type: none"><li>• (3.MD.1) Tell and write the time to the nearest minute and measure time intervals in minutes. Solve word problems involving addition and subtraction of time intervals in minutes or hours (e.g., by representing the problem on a number line, diagram, or clock).</li><li>• (3.MD.2) Estimate and measure liquid volumes and masses of objects using standard units of grams (g), kilograms (kg), and liters (l). (Excludes compound units such as <math>\text{cm}^3</math> and finding the geometric volume of a container). Add, subtract, multiply, or divide to solve and create one-step word problems involving masses or volumes that are given in the same units (e.g., by using drawings, such as a beaker with a measurement scale to represent the problem). (Excludes multiplicative problems [problems involving notions of “times as much”]).</li><li>• (3.MD.3) Select an appropriate unit of English, Metric, or non-standard measurement to estimate the length, time, weight, or temperature.</li></ul>	<p>Use:</p> <ul style="list-style-type: none"><li>•</li></ul> <p>Literature Connections:</p> <ul style="list-style-type: none"><li>•</li></ul>
<p><b>Represent and interpret data</b></p>	<ul style="list-style-type: none"><li>• (3.MD.4) Draw a scaled picture graph and a scaled bar graph to represent a data set with several categories. Solve one- and two-step, “How many more?” and “How many fewer?” problems using the information presented in scaled bar graphs.</li><li>• (3.MD.5) Measure and record lengths using rulers marked with halves and fourths of an inch. Make a line plot with the data, where the horizontal scale is marked off in appropriate units- whole numbers, halves, or quarters.</li></ul>	<p>Use:</p> <ul style="list-style-type: none"><li>•</li></ul> <p>Literature Connections:</p> <ul style="list-style-type: none"><li>•</li></ul>

	<ul style="list-style-type: none"> <li>• (3.MD.6) Explain the classification of data from real-world problems shown in graphical representations. Use the terms minimum and maximum.</li> </ul>	
<p><b>Geometric measurement: understand concepts of area and relate area to multiplication and to addition</b></p>	<ul style="list-style-type: none"> <li>• (3.MD.7) Recognize area as an attribute of plane figures and understand concepts of area measurement. <ul style="list-style-type: none"> <li>a. A square with side length 1 unit is said to have “one square unit” and can be used to measure area.</li> <li>b. Demonstrate that a plane figure which can be covered without gaps or overlaps by <math>n</math> (e.g., 6) unit squares is said to have an area of <math>n</math> (e.g., 6) square units.</li> </ul> </li> <li>• (3.MD.8) Measure areas by tiling with unit squares (square centimeters, square meters, square inches, square feet, and improvised units).</li> <li>• (3.MD.9) Relate area to the operations of multiplication and addition. <ul style="list-style-type: none"> <li>a. Find the area of a rectangle with whole-number side lengths by tiling it and show that the area is the same as would be found by multiplying the side lengths.</li> <li>b. Multiply side lengths to find areas of rectangles with whole-number side lengths in the context of solving real-world and mathematical problems and represent whole-number products as rectangular areas in mathematical reasoning.</li> <li>c. Use area models (rectangular arrays) to represent the distributive property in mathematical reasoning. Use tiling to show in a concrete case that the area of a rectangle with whole-number side lengths <math>a</math> and <math>b+c</math> is the sum of <math>axb</math> and <math>axc</math></li> </ul> </li> </ul>	

	<p>d. Recognize area as additive. Find areas of rectilinear figures by decomposing them into non-overlapping rectangles and adding the areas of the non-overlapping parts, applying this technique to solve real-world problems.</p>	
<p><b>Geometric measurement: recognize perimeter as an attribute of plane figures and distinguish between linear and area measures</b></p>	<ul style="list-style-type: none"> <li>• (3.MD.10) Solve real-world and mathematical problems involving perimeters of polygons, including: <ul style="list-style-type: none"> <li>a. finding the perimeter given the side lengths</li> <li>b. finding an unknown side length</li> <li>c. exhibiting rectangles with the same perimeter and different areas</li> <li>d. exhibiting rectangles with the same area and different perimeters.</li> </ul> </li> </ul>	<p>Use:</p> <ul style="list-style-type: none"> <li>•</li> </ul> <p>Literature Connections:</p> <ul style="list-style-type: none"> <li>•</li> </ul>
<b>Domain: Geometry</b>		
<p><b>Reason with shapes and their attributes</b></p>	<ul style="list-style-type: none"> <li>• (3.G.1) Categorize shapes by different attribute classifications and recognize that shared attributes can define a larger category. Generalize to create examples or non-examples.</li> <li>• (3.G.2) Partition shapes into parts with equal areas. Express the area of each part as a unit fraction of the whole.</li> </ul>	<p>Use:</p> <ul style="list-style-type: none"> <li>•</li> </ul> <p>Literature Connections:</p> <ul style="list-style-type: none"> <li>•</li> </ul>

# Fourth Grade

## Instructional Focus:

In Grade 4, instructional time should focus on three critical areas:

- Developing understanding and fluency with multi-digit multiplication and developing understanding of dividing to find quotients involving multi-digit dividends.
- Developing an understanding of fraction equivalence, addition and subtraction of fractions with like denominators, and multiplication of fractions by whole numbers.
- Understanding that geometric figures can be analyzed and classified based on their properties, such as having parallel sides, perpendicular sides, particular angle measures, and symmetry.

## Readiness Standards:

- Students develop an understanding of the meanings of multiplication and division of whole numbers through activities and problems involving equal-sized groups, arrays, and area models; multiplication is finding an unknown product, and division is finding an unknown factor in these situations.
- Students develop an understanding of fractions, beginning with unit fractions.
- Students recognize area as an attribute of two-dimensional regions.
- Students describe, analyze, and compare the properties of two-dimensional shapes.

## Grade 4 Mathematical Content Standards

Strand	Standard	Examples and Resources
<b>Domain: Operations and Algebraic Thinking</b>		
<b>Use the four operations with whole numbers to solve problems</b>	<ul style="list-style-type: none"> <li>• (4.OA.1) Interpret a multiplication equation as a comparison (e.g., interpret <math>35=5 \times 7</math> as a statement that 35 is 5 groups of 7 and 7 groups of 5, commutative property) Represent verbal statements of multiplicative comparisons as multiplication equations (e.g., by using drawings and equations with a symbol for the unknown number to represent the problem or missing numbers in an array).</li> </ul>	Use: <ul style="list-style-type: none"> <li>•</li> </ul> Literature Connections: <ul style="list-style-type: none"> <li>•</li> </ul>

	<ul style="list-style-type: none"> <li>• (4.OA.2) Multiply or divide to solve word problems involving multiplicative comparison. Distinguish multiplicative comparison from additive comparison.</li> <li>• (4.OA.3) Solve multistep word problems posed with whole numbers and having whole-number answers using the four operations, including problems in which remainders must be interpreted. Represent these problems using equations with a letter standing for the unknown quantity. Assess the reasonableness of answers using mental computation and estimation strategies including rounding.</li> </ul>	
<p><b>Gain familiarity with factors and multiples</b></p>	<ul style="list-style-type: none"> <li>• (4.OA.4) <ul style="list-style-type: none"> <li>a. Find all factor pairs for a whole number in the range 1-100.</li> <li>b. Explain the correlation/differences between multiples and factors.</li> <li>c. Determine whether a given whole number in the range 1-100 is a multiple of a given one-digit number.</li> <li>d. Determine whether a given whole number in the range 1-100 is prime or composite.</li> </ul> </li> </ul>	<p>Use:</p> <ul style="list-style-type: none"> <li>•</li> </ul> <p>Literature Connections:</p> <ul style="list-style-type: none"> <li>•</li> </ul>
<p><b>Generate and analyze patterns</b></p>	<ul style="list-style-type: none"> <li>• (4.OA.5) Generate a number, shape pattern, table, t-chart, or input/output function that follows a given rule. Identify apparent features of the pattern that were not explicit in the rule itself. Be able to express the pattern in algebraic terms.</li> <li>• (4.OA.6) Extend patterns that use addition, subtraction, multiplication, division or symbols, up to 10 terms, represented by models (function machines), tables, sequences, or in problem situations.</li> </ul>	<p>Use:</p> <ul style="list-style-type: none"> <li>•</li> </ul> <p>Literature Connections:</p> <ul style="list-style-type: none"> <li>•</li> </ul>

**Domain: Number and Operations in Base Ten**

<p><b>Generalize place value understanding for multi-digit whole numbers</b></p>	<ul style="list-style-type: none"> <li>• (4.NBT.1) Recognize that in a multi-digit whole number, a digit in one place represents ten times what it represents in the place to its right.</li> <li>• (4.NBT.2) Read and write multi-digit whole numbers using base-ten numerals, number names, and expanded form. Compare two multi-digit numbers based on the value of the digits in each place, using <math>&gt;</math>, <math>=</math>, and <math>&lt;</math> symbols to record the results of comparisons.</li> <li>• (4.NBT.3) Use place value understanding to round multi-digit whole numbers to any place using a variety of estimation methods; be able to describe, compare, and contrast solutions.</li> </ul>	<p>Use:</p> <ul style="list-style-type: none"> <li>•</li> </ul> <p>Literature Connections:</p> <ul style="list-style-type: none"> <li>•</li> </ul>
<p><b>Use place value understanding and properties of operations to perform multi-digit arithmetic</b></p>	<ul style="list-style-type: none"> <li>• (4.NBT.4) Fluently add and subtract multi-digit whole numbers using any algorithm. Verify the reasonableness of the results.</li> <li>• (4.NBT.5) Multiply a whole number of up to four digits by a one-digit whole number, and multiply two two-digit numbers, using strategies based on place value and the properties of operations. Illustrate and explain the calculation by using equations, rectangular arrays, and/or area models.</li> <li>• (4.NBT.6) Find whole-number quotients and remainders with up to four-digit dividends and one-digit divisors, using strategies based on place value, the properties of operations, and/or the relationship between multiplication and division. Illustrate and explain the calculation by using equations, rectangular arrays, and/or area models.</li> </ul>	<p>Use:</p> <ul style="list-style-type: none"> <li>•</li> </ul> <p>Literature Connections:</p> <ul style="list-style-type: none"> <li>•</li> </ul>
<p><b>Domain: Number and Operations-Fractions</b> (Limited in this grade to fractions with denominators 2, 3, 4, 5, 6, 8, 10, 12, and 100).</p>		

<p><b>Extend understanding of fraction equivalence and ordering</b></p>	<ul style="list-style-type: none"> <li>● (4.NF.1) Explain why a fraction <math>a/b</math> is equivalent to a fraction <math>(nxa)/(nxb)</math> by using visual fraction models, with attention to how the number and size of the parts differ even though the two fractions themselves are the same size. Use this principle to recognize and generate equivalent fractions.</li> <li>● (4.NF.2) Compare two fractions with different numerators and different denominators (e.g., by creating common denominators or numerators, or by comparing to a benchmark fraction such as <math>\frac{1}{2}</math>). Recognize that comparisons are valid only when the two fractions refer to the same whole. Record the results of comparisons with symbols <math>&gt;</math>, <math>=</math>, <math>&lt;</math>, and justify the conclusions (e.g., by using a visual fraction model).</li> </ul>	
<p><b>Build fractions from unit fractions by applying and extending previous understandings of operations on whole numbers</b></p>	<ul style="list-style-type: none"> <li>● (4.NF.3) Understand a fraction <math>a/b</math> with <math>a &gt; 1</math> as a sum of fractions <math>1/b</math>. <ul style="list-style-type: none"> <li>a. Understanding addition and subtraction of fractions as joining and separating parts referring to the same whole.</li> <li>b. Decompose a fraction into a sum of fractions with the same denominator in more than one way, recording each decomposition by an equation. Justify decompositions (e.g., by using a visual fraction model).</li> <li>c. Add and subtract mixed numbers with like denominators (e.g., by replacing each mixed number with an equivalent fraction, and/or by using properties of operations and the relationship between addition and subtraction).</li> <li>d. Solve word problems involving addition and subtraction of fractions referring to the same whole and having like denominators (e.g., by</li> </ul> </li> </ul>	

	<p>using visual fraction models and equations to represent the problem).</p> <ul style="list-style-type: none"> <li>● (4.NF.4) Apply and extend previous understandings of multiplication to multiply a fraction by a whole number. <ul style="list-style-type: none"> <li>a. Understand a fraction <math>a/b</math> as a multiple of <math>1/b</math>.</li> <li>b. Understand a multiple of <math>a/b</math> as a multiple of <math>1/b</math> and use this understanding to multiply a fraction by a whole number.</li> </ul> </li> <li>● Solve word problems involving multiplication of a fraction by a whole number (e.g., by using visual fraction models and equations to represent the problem). Check for the reasonableness of the answer.</li> </ul>	
<p><b>Understand decimal notation for fractions and compare decimal fractions</b></p>	<ul style="list-style-type: none"> <li>● (4.NF.5) Express a fraction with denominator 10 as an equivalent fraction with denominator 100 and use this technique to add two fractions with respective denominators 10 and 100.</li> <li>● (4.NF.6) Use decimal notation for fractions with denominators 10 or 100.</li> <li>● (4.NF.7) Compare two decimals to hundredths by reasoning about their size. Recognize that comparisons are valid only when the two decimals refer to the same whole. Record the results of comparisons with the symbols <math>&gt;</math>, <math>=</math>, or <math>&lt;</math> and justify the conclusions (e.g., by using a visual model).</li> </ul>	
<p><b>Domain: Measurement and Data</b></p>		
<p><b>Solve problems involving measurements and conversion of measurements from a</b></p>	<ul style="list-style-type: none"> <li>● (4.MD.1) Know relative sizes of measurement units within one system of units including km, m, cm; kg, g; lb, oz.; l, ml; hr., min, sec. Within a single system of measurement, express measurements in a larger</li> </ul>	<p>Use:</p> <ul style="list-style-type: none"> <li>●</li> </ul> <p>Literature Connections:</p> <ul style="list-style-type: none"> <li>●</li> </ul>

<p><b>larger unit to a smaller unit and involving time</b></p>	<p>unit in terms of smaller units. Record measurement equivalents in a two-column table.</p> <ul style="list-style-type: none"> <li>• (4.MD.2) Use the four operations to solve word problems involving distances, intervals of time, liquid volumes, masses of objects, and money, including problems involving simple fractions or decimals, and problems that require expressing measurements given in a larger unit in terms of a smaller unit. Represent measurement quantities using diagrams such as number line diagrams that feature a measurement scale.</li> <li>• (4.MD.3) Apply the area and perimeter formulas for rectangles in real-world and mathematical problems.</li> <li>• (4.MD.4) Solve real-world problems involving elapsed time between U.S. time zones (including Alaska Standard time).</li> </ul>	
<p><b>Represent and interpret data</b></p>	<ul style="list-style-type: none"> <li>• (4.MD.5) Make a line plot to display a data set of measurements in fractions of a unit (<math>\frac{1}{2}</math>, <math>\frac{1}{4}</math>, <math>\frac{1}{8}</math>). Solve problems involving addition and subtraction of fractions by using the information presented in line plots.</li> <li>• (4.MD.6) Explain the classification of data from real-world problems shown in graphical representations including the use of terms range and mode with a given set data.</li> </ul>	<p>Use:</p> <ul style="list-style-type: none"> <li>•</li> </ul> <p>Literature Connections:</p> <ul style="list-style-type: none"> <li>•</li> </ul>
<p><b>Geometric measurement: understand the concepts of angle and measure angles</b></p>	<ul style="list-style-type: none"> <li>• (4.MD.7) Recognize angles as geometric shapes that are formed wherever two rays share a common endpoint and understand the following concepts of angle measurement:             <ol style="list-style-type: none"> <li>a. An angle is measured with reference to a circle with its center at the common endpoint of the rays, by considering the fraction of the circular arc between the points where the</li> </ol> </li> </ul>	<p>Use:</p> <ul style="list-style-type: none"> <li>•</li> </ul> <p>Literature Connections:</p> <ul style="list-style-type: none"> <li>•</li> </ul>

	<p>two rays intersect the circle. An angle that turns through <math>\frac{1}{360}</math> of a circle is called a “one-degree angle,” and can be used to measure angles.</p> <p>b. An angle that turns through <math>n</math> one-degree angles is said to have an angle measure of <math>n</math> degrees.</p> <ul style="list-style-type: none"> <li>• (4.MD.8) Measure and draw angles in whole-number degrees using a protractor. Estimate and sketch angles of specified measure.</li> <li>• (4.MD.9) Recognize angle measure as additive. When an angle is divided into non-overlapping parts, the angle measure of the whole is the sum of the angle measures of the parts. Solve addition and subtraction problems to find unknown angles on a diagram in real-world and mathematical problems (e.g., by using an equation with a symbol for the unknown angle measure).</li> </ul>	
<b>Domain: Geometry</b>		
<p><b>Draw and identify lines and angles and classify shapes by properties of their lines and angles</b></p>	<ul style="list-style-type: none"> <li>• (4.G.1) Draw points, lines, line segments, rays, angles (right, acute, obtuse) and perpendicular, parallel, and intersecting line segments. Identify these in two-dimensional (plane) figures.</li> <li>• (4.G.2) Classify two-dimensional (plane) figures based on the presence or absence of parallel or perpendicular lines or the presence or absence of angles of a specified size. Recognize right triangles as a category and identify right triangles.</li> <li>• (4.G.3) Recognize a line of symmetry for a two-dimensional (plane) figure as a line across the figure such that the figure can be folded along the line into matching parts. Identify line-symmetric figures and draw lines of symmetry.</li> </ul>	<p>Use:</p> <ul style="list-style-type: none"> <li>•</li> </ul> <p>Literature Connections:</p> <ul style="list-style-type: none"> <li>•</li> </ul>



# Fifth Grade

## Instructional Focus:

In grade 5, Instructional time should focus on three critical areas:

- Developing fluency with addition and subtraction of fractions, and developing an understanding of the multiplication of fractions and of the division of fractions in limited cases (unit fractions divided by whole numbers and whole numbers divided by unit fractions).
- Extending division to two-digit divisors, integrating decimal fractions into the place value system and developing an understanding of operations with decimals to hundredths, and developing fluency with whole number and decimal operations.
- Developing an understanding of volume.

## Readiness Standards:

- Students generalize their understanding of place value to 1,000,000, understanding the relative size of numbers in each place.
- Students develop an understanding of fraction equivalence and operations with fractions.
- Students describe, analyze, compare, and classify two-dimensional shapes.

## Fifth Grade Mathematical Content Standards

Strand	Standard	Examples and Resources
<b>Domain: Operations and Algebraic Thinking</b>		
<b>Write and Interpret numerical expressions.</b>	<ul style="list-style-type: none"> <li>• (5.OA.1) Use parentheses to construct numerical expressions and evaluate numerical expressions with these symbols.</li> <li>• (5.OA.2) Write simple expressions that record calculations with numbers and interpret numerical expressions without evaluating them.</li> </ul>	

<b>Analyze patterns and relationships</b>	<ul style="list-style-type: none"> <li>• (5.OA.3) Generate two numerical patterns using two given rules. Identify apparent relationships between corresponding terms. Form ordered pairs, consisting of corresponding terms from those two patterns, and graph the ordered pairs on a coordinate plane.</li> </ul>	
<b>Domain: Number and Operations in Base Ten</b>		
<b>Understand the place value system</b>	<ul style="list-style-type: none"> <li>• (5.NBT.1) Recognize that in a multi-digit number, a digit in one place represents 10 times as much as it represents in the place to its right and 1/10 of what it represents in the place to its left.</li> <li>• (5.NBT.2) Explain and extend the patterns in the numbers of zeros, of the product when multiplying a number by powers of 10, and explain and extend the patterns in the placement of the decimal point when a decimal is multiplied or divided by a power of 10. Use whole-number exponents to denote powers of 10.</li> <li>• (5.NBT.3) Read, write, and compare decimals to thousandths. <ul style="list-style-type: none"> <li>a. Read and write decimals to thousandths using base-ten numerals, number names, and expanded form (e.g., <math>347.392 = 3 \times 100 + 4 \times 10 + 7 \times 1 + 3(1/10) + 9(1/100) + 2(1/1000)</math>).</li> <li>b. Compare two decimals to thousandths place based on the meaning of the digits in each place, using <math>&gt;</math>, <math>=</math>, and <math>&lt;</math> symbols to record the results of comparisons.</li> </ul> </li> <li>• (5.NBT.4) Use place value understanding to round decimals to any place.</li> </ul>	

<p><b>Perform operations with multi-digit whole numbers and with decimals to hundredths</b></p>	<ul style="list-style-type: none"> <li>• (5.NBT.5) Fluently multiply multi-digit whole numbers using a standard algorithm.</li> <li>• (5.NBT.6) Find whole-number quotients of whole numbers with up to four-digit dividends and two-digit divisors, using strategies based on place value, the properties of operations, and/or the relationship between multiplication and division. Illustrate and explain the calculation by using equations, rectangular arrays, number lines, real-life situations, and/or area models.</li> <li>• (5.NBT.7) Add, subtract, multiply, and divide decimals to hundredths, using concrete models or drawings and strategies based on place value, properties of operations, and/or the relationship between the operations. Relate the strategy to a written method and explain their reasoning in getting their answers.</li> </ul>	
<p><b>Domain: Fractions</b></p>		
<p><b>Use equivalent fractions as a strategy to add and subtract fractions</b></p>	<ul style="list-style-type: none"> <li>• (5.NF.1) Add and subtract fractions with unlike denominators (including mixed numbers) by replacing given fractions with equivalent fractions in such a way as to produce an equivalent sum or difference of fractions with like denominators.</li> <li>• (5.NF.2) Solve word problems involving addition and subtraction of fractions referring to the same whole, including cases of unlike denominators (e.g. by using visual fraction models or equations to represent the problem). Use benchmark fractions and number sense of fractions to estimate mentally and check the reasonableness of answers.</li> </ul>	
<p><b>Apply and extend previous understanding of</b></p>	<ol style="list-style-type: none"> <li>1. (5.NF.3) Interpret a fraction as division of the numerator by the denominator (<math>a/b = a \div b</math>). Solve word problems involving the division of whole</li> </ol>	

**multiplication and division to multiply and divide fractions**

numbers leading to answers in the form of fractions or mixed numbers (e.g., by using visual fraction models or equations to represent the problem).

2. (5.NF.4) Apply and extend previous understandings of multiplication to multiply a fraction or whole number by a fraction.
  - a. Interpret the product  $(a/b) \times q$  as parts of a partition of  $q$  into  $b$  equal parts; equivalently, as the result of a sequence of operations  $a \times q \div b$ .
  - b. Find the area of a rectangle with fractional side lengths by tiling it with unit squares of the appropriate unit fraction side lengths, and show that the area is the same as would be found by multiplying the side lengths. Multiply fractional side lengths to find areas of rectangles and represent fraction products as rectangular areas.
- (5.NF.5) Interpret multiplication as scaling (resizing), by:
  - a. Comparing the size of a product to the size of one factor on the basis of the size of the other factor, without performing the indicated multiplication.
  - b. Explaining why multiplying a given number by a fraction greater than 1 results in a product greater than the given number (recognizing multiplication by whole numbers greater than 1 as a familiar case); explaining why multiplying a given number by a fraction less than 1 results in a product smaller than the given number; and relating the principle of fraction equivalence  $a/b = (nxa)/(nxb)$  to the effect of multiplying  $a/b$  by 1 (division of a fraction by a fraction is not a requirement at this grade).

	<ul style="list-style-type: none"> <li>• (5.NF.6) Solve real-world problems involving multiplication of fractions and mixed numbers (e.g., Use visual fraction models or equations to represent the problem).</li> <li>• (5.NF.7) Apply and extend previous understandings of division to divide unit fractions by whole numbers and whole numbers by unit fractions. <ul style="list-style-type: none"> <li>a. Interpret division of a unit fraction by a non-zero whole number and compute such quotients.</li> <li>b. Interpret division of a whole number by a unit fraction and compute such quotients.</li> </ul> </li> <li>• Solve real-world problems involving division of unit fractions by non-zero whole numbers and division of whole numbers by unit fractions (e.g., by using visual fraction models and equations to represent the problem).</li> </ul>	
<b>Domain: Measurement and Data</b>		
<p><b>Convert like measurement units within a given measurement system and solve problems involving time</b></p>	<ul style="list-style-type: none"> <li>• (5.MD.1) Identify, estimate, measure, and convert equivalent measures within systems of English length (inches, feet, yards, miles), weight (ounces, pounds, tons), volume (fluid ounces, cups, pints, quarts, gallons), temperature (Fahrenheit) and Metric length (millimeters, centimeters, meters, kilometers), volume (milliliters, liters), temperature (Celsius), (e.g., convert 5 cm to 0.05m) and use these conversions in solving multi-step real-world problems using appropriate tools.</li> <li>• (5.MD.2) Solve real-world problems involving elapsed time between world time zones.</li> </ul>	
<p><b>Represent and interpret data</b></p>	<ul style="list-style-type: none"> <li>• (5.MD.3) Make a line plot to display a data set of measurements in fractions of a unit (<math>\frac{1}{2}</math>, <math>\frac{1}{4}</math>, <math>\frac{1}{8}</math>).</li> </ul>	

	<p>Solve problems involving information presented in line plots.</p> <ul style="list-style-type: none"> <li>• (5.MD.4) Explain the classification of data from real-world problems shown in graphical representations including the use of terms mean and median with a given set of data.</li> </ul>	
<p><b>Geometric measurement: understand concepts of volume and relate volume to multiplication and to addition</b></p>	<ul style="list-style-type: none"> <li>• (5.MD.5) Recognize volume as an attribute of solid figures and understand concepts of volume measurement. <ul style="list-style-type: none"> <li>a. A cube with side length 1 unit, called a “unit cube,” is said to have “one cubic unit” of volume and can be used to measure volume.</li> <li>b. A solid figure, which can be packed without gaps or overlaps unit <math>n</math> unit cubes is said to have a volume of <math>n</math> cubic units.</li> </ul> </li> <li>• (5.MD.6) Estimate and measure volumes by counting unit cubes, using cubic cm, cubic in., cubic ft., and non-standard units.</li> <li>• (5.MD.7) Relate volume to the operations of multiplication and addition and solve real-world and mathematical problems involving volume. <ul style="list-style-type: none"> <li>a. Estimate and find the volume of a right rectangular prism with whole-number side lengths by packing it with unit cubes, and show that the volume is the same as would be found by multiplying the edge lengths, equivalently by multiplying the height by the area of the base. Demonstrate the associative property of multiplication by using the product of three whole numbers to find volumes (length <math>\times</math> width <math>\times</math> height).</li> <li>b. Apply the formulas <math>V = l \times w \times h</math> and <math>V = b \times h</math> for rectangular prisms to find volumes of right rectangular prisms with whole number</li> </ul> </li> </ul>	

	<p>edge lengths in the context of solving real-world and mathematical problems.</p> <ul style="list-style-type: none"> <li>Recognize volume as additive. Find volumes of solid figures composed of two, non-overlapping, right rectangular prisms by adding the volumes of the non-overlapping parts, applying this technique to solve real-world problems.</li> </ul>	
<b>Domain: Geometry</b>		
<b>Graph points on the coordinate plane to solve real-world and mathematical problems</b>	<ul style="list-style-type: none"> <li>(5.G.1) Use a pair of perpendicular number lines, called axes, to define a coordinate system, with the intersection of the lines (the origin) arranged to coincide with the 0 on each line and a given point in the plane located by using an ordered pair of numbers, called its coordinates. Understand that the first number indicates how far to travel from the origin in the direction of one axis, and the second number indicates how far to travel in the direction of the second axis, with the convention that the names of the two axes and the coordinates correspond (e.g., x-axis and x-coordinate, y-axis and y-coordinate).</li> <li>(5.G.2) Represent the real-world and mathematical problems by graphing points in the first quadrant of the coordinate plane and interpret coordinate values of points in the context of the situation.</li> </ul>	
<b>Classify two-dimensional (plane) figures into categories based on their properties</b>	<ul style="list-style-type: none"> <li>(5.G.3) Understand that attributes belonging to a category of two-dimensional (plane) figures also belong to all subcategories of that category.</li> <li>(5.G.4) Classify two-dimensional (plane) figures in a hierarchy based on attributes and properties.</li> </ul>	

Middle School  
Grades 6th-8th

# Math 6

<p><b>Grade(s):</b> 6 <b>Length:</b> two semesters <b>Prerequisite:</b> Math 5</p>	<p><b>Overview:</b> In <i>Math 6</i>, instructional time should focus on four critical areas:</p> <ol style="list-style-type: none"><li>1. Connecting ratio and rate to whole number multiplication and division and using concepts of ratio and rate to solve problems;</li><li>2. Completing understanding of division of fractions and extending the notion of number to the system of rational numbers, which includes negative numbers;</li><li>3. Writing, interpreting, and using expressions and equations; and</li><li>4. Developing understanding of statistical thinking.</li></ol>
<b>Mathematical Topics</b> (Recommended Order)	
<b>Semester 1</b>	<b>Semester 2</b>
<ul style="list-style-type: none"><li>• Number Systems</li><li>• Writing Ratios, Finding Unit Rates, and Solving Proportions</li></ul>	<ul style="list-style-type: none"><li>• Expressions and Equations</li><li>• Perimeter, Area, Surface Area, Volume of Polygons and Rectangular Prisms</li><li>• Statistics and Probability</li></ul>

## NUMBER SYSTEMS

	Content Objectives	Standards
	<p><b><u>Must be Covered:</u></b> The learner will:</p> <ul style="list-style-type: none"> <li>● Add and subtract rational numbers (fractions and decimals).</li> <li>● Find and use the least common multiple for adding fractions.</li> <li>● Find and use the great common factor for simplifying fractions.</li> </ul>	<p><b><u>AKSS</u></b> 6.NS.1-4</p> <p><b><u>Mathematical Practices</u></b> Rational Numbers Arithmetic</p>
	<p><b><u>Must be Covered:</u></b> The learner will:</p> <ul style="list-style-type: none"> <li>● Multiply and divide rational numbers (fractions and decimals).</li> <li>● Find and use the greatest common factor for simplifying fractions.</li> </ul>	<p><b><u>AKSS</u></b> 6.NS.1-4</p> <p><b><u>Mathematical Practices</u></b> Rational Numbers Arithmetic</p>
	<p><b><u>Must be Covered:</u></b> The learner will:</p> <ul style="list-style-type: none"> <li>● Understand absolute value.</li> <li>● Graph points on a coordinate plane.</li> </ul>	<p><b><u>AKSS</u></b> 6.NS.5-8</p> <p><b><u>Mathematical Practices</u></b> Rational Numbers Arithmetic</p>

	<p><b><u>Can be Covered:</u></b> The learner will:</p> <ul style="list-style-type: none"><li>• Add and subtract integers.</li><li>• Place rational numbers in order on a number line.</li><li>• Divisibility Rules</li><li>• Cross-Simplification/Cancellation when multiplying fractions</li></ul> <p><b><u>Prerequisite Skills:</u></b> The learner will:</p> <ul style="list-style-type: none"><li>• Add and subtract fractions with common denominators.</li><li>• Converting between improper fractions and mixed-numbers</li></ul>	
<b>Suggested Activities,</b>	<ul style="list-style-type: none"><li>• IXL</li><li>• Youtube Channel: Mr. J</li></ul>	

## EXPRESSIONS & EQUATIONS

Course/ Grade Competency	Content Objectives	Standards
	<p><b><u>Must be Covered:</u></b> The learner will:</p> <ul style="list-style-type: none"> <li>Write and solve exponential problems, including expanded form.</li> </ul>	<p><b><u>AKSS</u></b> 6.EE.1</p> <p><b><u>Mathematical Practices</u></b></p>
	<p><b><u>Must be Covered:</u></b> The learner will:</p> <ul style="list-style-type: none"> <li>Write, read and solve one step expressions with variables.</li> <li>Use distributive property and factoring to simplify expressions.</li> <li>Write mathematical expressions and equations from real-world problems.</li> </ul> <p><b><u>Can be Covered:</u></b> The learner will:</p> <ul style="list-style-type: none"> <li>Write, read, and solve two-step expressions for real-world problems.</li> </ul>	<p><b><u>AKSS</u></b> 6.EE.2-3, 6</p> <p><b><u>Mathematical Practices</u></b></p>
	<p><b><u>Must be Covered:</u></b> The learner will:</p> <ul style="list-style-type: none"> <li>Solve one-step equations and inequalities with positive rational numbers.</li> <li>Represent the relationship between the dependent and independent variables in an equation.</li> </ul> <p><b><u>Can be Covered:</u></b> The learner will:</p> <ul style="list-style-type: none"> <li>Solve two-step equations with integers.</li> </ul>	<p><b><u>AKSS</u></b> 6.EE.7-9</p> <p><b><u>Mathematical Practices</u></b></p>
<b>Suggested Activities, Materials, and Resources:</b>	<ul style="list-style-type: none"> <li>IXL</li> </ul>	

## WRITING RATIOS, FINDING UNIT RATES, & SOLVING PROPORTIONS

Content Objectives		Standards
	<p><b><u>Must be Covered:</u></b> The learner will:</p> <ul style="list-style-type: none"> <li>● Simplify proportions and know how to write them in multiple ways.</li> <li>● Use ratio language to describe a relationship.</li> </ul>	<p><u>AKSS</u> 6.RP.1</p> <p><b><u>Mathematical Practices</u></b></p>
	<p><b><u>Must be Covered:</u></b> The learner will:</p> <ul style="list-style-type: none"> <li>● Calculate unit rates using the same units with rational numbers (decimals and fractions).</li> <li>● Use rate language in a ratio relationship.</li> </ul> <p><b><u>Can be Covered:</u></b> The learner will:</p> <ul style="list-style-type: none"> <li>● Calculate unit rates using the different units with rational numbers (decimals and fractions).</li> </ul>	<p><u>AKSS</u> 6.RP.2</p> <p><b><u>Mathematical Practices</u></b></p>
	<p><b><u>Must be Covered:</u></b> The learner will:</p> <ul style="list-style-type: none"> <li>● Write and solve proportions including real-world problems.</li> </ul>	<p><u>AKSS</u> 6.RP.3</p> <p><b><u>Mathematical Practices</u></b></p>
<b>Suggested Activities, Materials, and Resources:</b>	<ul style="list-style-type: none"> <li>● IXL</li> </ul>	

## PERIMETER, AREA, SURFACE AREA, VOLUME OF POLYGONS, & RECTANGULAR PRISMS

Content Objectives		Standards
	<p><b><u>Must be Covered:</u></b> The learner will:</p> <ul style="list-style-type: none"> <li>● Use the standard formula to calculate the area of regular polygons (triangles and quadrilaterals).</li> <li>● Decompose 2-D figures into other polygons.</li> </ul> <p><b><u>Can be Covered:</u></b> The learner will:</p> <ul style="list-style-type: none"> <li>● Calculate the area of regular polygons on coordinate planes.</li> <li>● Calculate the circumference and area of circles.</li> <li>● Identify the different parts of a circle.</li> </ul>	<p><b><u>AKSS</u></b> 6.G.1, 3, 5</p> <p><b><u>Mathematical Practices</u></b></p>
	<p><b><u>Must be Covered:</u></b> The learner will:</p> <ul style="list-style-type: none"> <li>● Represent three-dimensional figures (cubes and prisms) as nets.</li> <li>● Apply the standard formula to calculate the volume and surface area of rectangular and triangular prisms.</li> </ul> <p><b><u>Can be Covered:</u></b> The learner will:</p> <ul style="list-style-type: none"> <li>● Calculate the volume and surface area of rectangular and triangular pyramids.</li> </ul>	<p><b><u>AKSS</u></b> 6.G.2, 4</p> <p><b><u>Mathematical Practices</u></b></p>
<b>Suggested Activities, Materials, and Resources:</b>	<ul style="list-style-type: none"> <li>● IXL</li> </ul>	

## STATISTICS & PROBABILITY

	Content Objectives	Standards
	<p><b><u>Must be Covered:</u></b> The learner will:</p> <ul style="list-style-type: none"> <li>● Write valid and invalid statistical questions, and be able to explain and identify why they are valid or invalid.</li> <li>● Identify the distribution of a data set.</li> </ul>	<p><u>AKSS</u> 6.SP.1-2</p> <p><b><u>Mathematical Practices</u></b></p>
	<p><b><u>Must be Covered:</u></b> The learner will:</p> <ul style="list-style-type: none"> <li>● Calculate measures of center, including range and finding outliers.</li> <li>● Identify when to use the different measures of center.</li> <li>● Explain the effect of adding or removing an outlier to the measures of center.</li> </ul>	<p><u>AKSS</u> 6.SP.3, 5</p> <p><b><u>Mathematical Practices</u></b></p>
	<p><b><u>Must be Covered:</u></b> The learner will:</p> <ul style="list-style-type: none"> <li>● Calculate interquartile range and create box plots.</li> <li>● Read and create dot plots, histograms, and pie charts.</li> </ul> <p><b><u>Can be Covered:</u></b> The learner will:</p> <ul style="list-style-type: none"> <li>● Calculate the standard deviations.</li> </ul>	<p><u>AKSS</u> 6.SP.4-5</p> <p><b><u>Mathematical Practices</u></b></p>
	<p><b><u>Must be Covered:</u></b> The learner will:</p> <ul style="list-style-type: none"> <li>● Calculate simple and compound theoretical probability.</li> <li>●</li> </ul> <p><b><u>Can be Covered:</u></b> The learner will:</p> <ul style="list-style-type: none"> <li>● Determine whether a game is fair or unfair based on probability.</li> <li>● Calculate the experimental probability.</li> </ul>	<p><u>AKSS</u> 6.SP.6-7</p> <p><b><u>Mathematical Practices</u></b></p>
<p><b>Suggested Activities, Materials, and Resources:</b></p>	<ul style="list-style-type: none"> <li>● IXL</li> </ul>	

# Math 7

<p><b>Grade(s):</b> 7-8  <b>Length:</b> two semesters  <b>Prerequisite:</b> <i>Math 6</i></p>	<p><b>Overview:</b>  <i>Math 7</i> is for students to extend and apply many of the concepts they have learned in the previous year, to discover new types of relationships, new and efficient ways to solve problems, and new ways to analyze and look at data and associations. Students will investigate proportional relationships and use this understanding to solve real-world problems involving discounts, interest, taxes, and scale drawings. Building off their understanding of integers, students will apply the properties of operations to all rational numbers in order to efficiently and thoughtfully work with the number system, including how it applies to expressions and equations.</p>
---	---

Mathematical Topics (Recommended Order)	
Semester 1	Semester 2
<ul style="list-style-type: none"> <li>● Rational numbers arithmetic, including percent problems</li> <li>● Order of operations with rational numbers, including exponents</li> <li>● Unit rates, proportions, and constant of proportionality (k), including graphing k</li> <li>● Solving two-step equations, including distributive property equations</li> </ul>	<ul style="list-style-type: none"> <li>● Scale factors (proportions)</li> <li>● Supplemental and complementary angles and triangle measures</li> <li>● Perimeter, area, surface area, and volume of two- and three-dimensional figures (formulas forward and backward)</li> <li>● Statistical displays and measure of central tendencies</li> </ul>

## NUMBER SYSTEMS

Course/ Grade Competency	Content Objectives	Standards
	<p><b><u>Must be Covered:</u></b>                      The learner will:</p> <ul style="list-style-type: none"> <li>● Add and subtract integers.</li> <li>● Add and subtract rational numbers (fractions and decimals).</li> </ul>	<p><b><u>AKSS</u></b>                      7.NS.1</p> <p><b><u>Mathematical Practices</u></b>                      Rational Numbers                      Arithmetic</p>
	<p><b><u>Must be Covered:</u></b>                      The learner will:</p> <ul style="list-style-type: none"> <li>● Multiply and divide integers.</li> <li>● Multiple and divide rational numbers (fractions and decimals).</li> </ul>	<p><b><u>AKSS</u></b>                      7.NS.2</p> <p><b><u>Mathematical Practices</u></b>                      Rational Numbers                      Arithmetic</p>
	<p><b><u>Must be Covered:</u></b>                      The learner will:</p> <ul style="list-style-type: none"> <li>● Understand the order of operations with integers.</li> <li>● Understand the order of operations with rational numbers (fractions and decimals).</li> </ul>	<p><b><u>AKSS</u></b>                      7.NS.3</p> <p><b><u>Mathematical Practices</u></b>                      Rational Numbers                      Arithmetic</p>
<p><b>Suggested Activities, Materials, and Resources:</b></p>		

**RATIOS, RATES, & PROPORTIONS –  
CONSTANT OF PROPORTIONALITY (K), INCLUDING GRAPHING K**

	Content Objectives	Standards
	<p><b><u>Must be Covered:</u></b> The learner will:</p> <ul style="list-style-type: none"> <li>● Understand and write ratios and rates.</li> <li>● Write and solve proportions.</li> <li>● Calculate unit rates using the same units with rational numbers (decimals and fractions).</li> </ul> <p><b><u>Can be Covered:</u></b> The learner will:</p> <ul style="list-style-type: none"> <li>● Calculate unit rates using the different units with rational numbers (decimals and fractions).</li> </ul>	<p><b><u>AKSS</u></b> 7.RP.1</p> <p><b><u>Mathematical Practices</u></b></p>
	<p><b><u>Must be Covered:</u></b> The learner will:</p> <ul style="list-style-type: none"> <li>● Determine if fractions, tables, and graphs are proportional and justify their answer.</li> </ul>	<p><b><u>AKSS</u></b> 7.RP.2</p> <p><b><u>Mathematical Practices</u></b></p>
<p><b>Suggested Activities, Materials, and Resources:</b></p>		

## PERCENT PROBLEMS

Course/ Grade Competency	Content Objectives	Standards
	<p><b><u>Must be Covered:</u></b>                      The learner will:</p> <ul style="list-style-type: none"> <li>● Calculate percent of a number.</li> <li>● Determine a number when given the percent.</li> <li>● Calculate percent increase or decrease.</li> </ul>	<p style="text-align: center;"><u>AKSS</u> 7.RP.3</p> <p style="text-align: center;"><b><u>Mathematical Practices</u></b></p>
	<p><b><u>Must be Covered:</u></b>                      The learner will:</p> <ul style="list-style-type: none"> <li>● Solve real-world problems involving discounts, markups, and items with and without a sales tax.</li> </ul> <p><b><u>Grade level Prerequisite skill:</u></b></p> <ul style="list-style-type: none"> <li>● Convert between fractions, decimals, and percents</li> </ul> <p><b><u>Can be Covered:</u></b>                      The learner will:</p> <ul style="list-style-type: none"> <li>● Calculate simple interest.</li> </ul>	<p style="text-align: center;"><u>AKSS</u> 7.RP.3</p> <p style="text-align: center;"><b><u>Mathematical Practices</u></b></p>
<p><b>Suggested Activities, Materials, and Resources:</b></p>		

## EXPRESSIONS & EQUATIONS

Course/ Grade Competency	Content Objectives	Standards
	<p><b><u>Must be Covered:</u></b> The learner will:</p> <ul style="list-style-type: none"> <li>Add, subtract, factor, expand, and simplify expressions and linear equations.</li> </ul> <p><b><u>Can be Covered:</u></b> The learner will:</p> <ul style="list-style-type: none"> <li>Simplify expressions and equations with fractions and decimals by multiplying each term by the greatest common factor.</li> </ul>	<p style="text-align: center;"><b><u>AKSS</u></b> 7.EE.1, 7.EE.2</p> <p style="text-align: center;"><b><u>Mathematical Practices</u></b></p>
	<p><b><u>Must be Covered:</u></b> The learner will:</p> <ul style="list-style-type: none"> <li>Solve multi-step problems with rational numbers.</li> </ul> <p><b><u>Can be Covered:</u></b> The learner will:</p> <ul style="list-style-type: none"> <li>Solve equations with the variable on either side.</li> </ul>	<p style="text-align: center;"><b><u>AKSS</u></b> 6.EE.3</p> <p style="text-align: center;"><b><u>Mathematical Practices</u></b></p>
	<p><b><u>Grade level Prerequisite skill:</u></b></p> <ul style="list-style-type: none"> <li>Solve one and two step equations with rational numbers.</li> </ul> <p><b><u>Must be Covered:</u></b> The learner will:</p> <ul style="list-style-type: none"> <li>Solve two-step equations with integers.</li> </ul> <p><b><u>Can be Covered:</u></b> The learner will:</p> <ul style="list-style-type: none"> <li>Solve two-step equations with fractions and decimals.</li> </ul>	<p style="text-align: center;"><b><u>AKSS</u></b> 7.EE.4a</p> <p style="text-align: center;"><b><u>Mathematical Practices</u></b></p>
<b>Suggested Activities, Materials, and Resources:</b>		

## EXPRESSIONS & EQUATIONS (continued)

Course/ Grade Competency	Content Objectives	Standards
	<p><b><u>Must be Covered:</u></b> The learner will:</p> <ul style="list-style-type: none"> <li>• Solve two-step equations with distributive property.</li> </ul> <p><b><u>Can be Covered:</u></b> The learner will:</p> <ul style="list-style-type: none"> <li>• Solve two-step equations with the integer on both sides.</li> </ul>	<p style="text-align: center;"><u>AKSS</u> 7.EE.4a</p> <p style="text-align: center;"><b><u>Mathematical Practices</u></b></p>
	<p><b><u>Grade level Prerequisite skill:</u></b></p> <ul style="list-style-type: none"> <li>• Solve one and two-step inequalities.</li> </ul> <p><b><u>Must be Covered:</u></b> The learner will:</p> <ul style="list-style-type: none"> <li>• Solve and graph two-step inequalities and check for reasonableness.</li> </ul>	<p style="text-align: center;"><u>AKSS</u> 7.EE.4b</p> <p style="text-align: center;"><b><u>Mathematical Practices</u></b></p>
<p><b>Suggested Activities, Materials, and Resources:</b></p>		

## SCALE DRAWINGS

Course/ Grade Competency	Content Objectives	Standards
	<p><b><u>Must be Covered:</u></b>                      The learner will:</p> <ul style="list-style-type: none"> <li>● Solve problems involving scale drawings.</li> <li>● Adjust to the appropriate unit as needed.</li> </ul>	<p><u>AKSS</u> 7.G.1</p> <p><b><u>Mathematical Practices</u></b></p>
	<p><b><u>Must be Covered:</u></b>                      The learner will:</p> <ul style="list-style-type: none"> <li>● Bisect a line segment using a compass.</li> <li>● Draw various polygons (triangle, square) with given conditions.</li> </ul>	<p><u>AKSS</u> 7.G.2</p> <p><b><u>Mathematical Practices</u></b></p>
<p><b>Suggested Activities, Materials, and Resources:</b></p>		

## ANGLES & CIRCLES

Course/ Grade Competency	Content Objectives	Standards
	<p><b><u>Must be Covered:</u></b> The learner will:</p> <ul style="list-style-type: none"> <li>● Calculate area and circumference of circles with given conditions.</li> <li>● Calculate volume and surface area of cylinders.</li> </ul> <p><b><u>Can be Covered:</u></b> The learner will:</p> <ul style="list-style-type: none"> <li>● Calculate volume of cones and spheres.</li> </ul>	<p style="text-align: center;"><u>AKSS</u> 7.G.4</p> <p style="text-align: center;"><b><u>Mathematical Practices</u></b></p>
	<p><b><u>Must be Covered:</u></b> The learner will:</p> <ul style="list-style-type: none"> <li>● Calculate supplemental and complementary angles with given conditions.</li> <li>● Calculate angles of triangles with given conditions.</li> </ul> <p><b><u>Can be Covered:</u></b> The learner will:</p> <ul style="list-style-type: none"> <li>● Alternate and same-side angles with transversals.</li> <li>● Calculate remote interior angles.</li> </ul>	<p style="text-align: center;"><u>AKSS</u> 7.G.5</p> <p style="text-align: center;"><b><u>Mathematical Practices</u></b></p>
<p><b>Suggested Activities, Materials, and Resources:</b></p>		

**PERIMETER, AREA, SURFACE AREA, & VOLUME OF PRISMS & PYRAMIDS**

Course/ Grade Competency	Content Objectives	Standards
	<p><b><u>Must be Covered:</u></b>                      The learner will:</p> <ul style="list-style-type: none"> <li>• Calculate the volume and surface area of rectangular and triangular prisms.</li> </ul> <p><b><u>Can be Covered:</u></b>                      The learner will:</p> <ul style="list-style-type: none"> <li>• Calculate the volume and surface area of other regular prisms.</li> </ul>	<p align="center"><u>AKSS</u> 7.G.6</p> <p align="right"><b><u>Mathematical Practices</u></b></p>
	<p><b><u>Can be Covered:</u></b>                      The learner will:</p> <ul style="list-style-type: none"> <li>• Determine the different types of cross-sections of three-dimensional figures.</li> </ul>	<p align="center"><u>AKSS</u> 7.G.3</p> <p align="right"><b><u>Mathematical Practices</u></b></p>
<p><b>Suggested Activities, Materials, and Resources:</b></p>		

## STATISTICS & PROBABILITY

Course/ Grade Competency	Content Objectives	Standards
	<p><b><u>Must be Covered:</u></b> The learner will:</p> <ul style="list-style-type: none"> <li>Understand valid and invalid samples, and why they are valid or invalid.</li> </ul>	<p><b><u>AKSS</u></b> 7.SP.1, 7.SP.2</p> <p><b><u>Mathematical Practices</u></b></p>
	<p><b><u>Must be Covered:</u></b> The learner will:</p> <ul style="list-style-type: none"> <li>Calculate interquartile range</li> </ul>	<p><b><u>AKSS</u></b> 7.SP.3, 7.SP.4</p> <p><b><u>Mathematical Practices</u></b></p>
	<p><b><u>Must be Covered:</u></b> The learner will:</p> <ul style="list-style-type: none"> <li>Calculate simple and compound probability.</li> <li>Create a theoretical simple and compound probability model.</li> <li>Complete an experimental simple and compound probability model.</li> </ul> <p><b><u>Can be Covered:</u></b> The learner will:</p> <ul style="list-style-type: none"> <li>Calculate the probability of independent and dependent events.</li> </ul>	<p><b><u>AKSS</u></b> 7.SP.5, 7.SP.6, 7.SP.7, 7.SP.8</p> <p><b><u>Mathematical Practices</u></b></p>
<b>Suggested Activities, Materials, and Resources:</b>		

# Math 8

<p><b>Grade(s):</b> 7-8</p> <p><b>Length:</b> two semesters</p> <p><b>Prerequisite:</b></p> <ul style="list-style-type: none"> <li>• Math 7</li> </ul> <p><b>Placement recommendation:</b> When making decisions about placement, always consider student reflection, assessment data, teacher recommendation, and parent input.</p>	<p><b>Overview:</b></p> <p>In <i>Math 8</i>, students make several advances in their algebraic reasoning, particularly as it relates to linear equations. Students extend their understanding of proportional relationships to include all linear equations, and they consider what a “solution” looks like when it applies to a linear equation. They learn that linear equations can be a useful representation to model bivariate data and to make predictions. Lastly, students study figures, lines, and angles in two-dimensional and three-dimensional space, investigating how these figures move, and how they are measured. This course prepares students to take <i>Algebra 1</i>.</p>
--	---

Mathematical Topics (Recommended Order)	
Semester 1	Semester 2
<ul style="list-style-type: none"> <li>• Solving Linear Equations and Inequalities (One Variable)</li> <li>• Linear Equations and Graphs</li> <li>• Systems</li> <li>• functions</li> <li>• Rigid Transformations, Congruence, and Similarity</li> <li>• Angle Relationships</li> </ul>	<ul style="list-style-type: none"> <li>• Pythagorean Theorem</li> <li>• Volumes (Cylinders, Cones and Spheres)</li> <li>• Statistics</li> <li>• Integer Exponents and Scientific Notation</li> </ul>

## SOLVING LINEAR EQUATIONS & INEQUALITIES WITH ONE VARIABLE

Course/ Grade Competency	Content Objectives	Standards
	<p><b><u>Must be Covered:</u></b> The learner will:</p> <ul style="list-style-type: none"> <li>● Know the definitions of a constant and a coefficient.</li> <li>● Know the difference between an expression and an equation.</li> <li>● Be able to evaluate expressions using substitution.</li> <li>● Be able to simplify expressions by combining like terms and or applying the distributive property.</li> <li>● Know that for the expression <math>x</math>, the coefficient is 1 and the constant is 0.</li> </ul>	<p><b><u>AKSS</u></b></p> <p><b><u>Mathematical Practices</u></b> All mathematical practices are present in each unit.</p>
	<p><b><u>Must be Covered:</u></b> The learner will:</p> <ul style="list-style-type: none"> <li>● Solve one- or two-step equations by isolating <math>x</math>, or changing the associated constant to 0 with addition or subtraction and the coefficient to 1 with multiplication or division.</li> <li>● Solve multistep equations and understand there are multiple ways to do this.</li> <li>● Solve equations with variables on both sides.</li> <li>● Solve equations involving simplifying one or both sides by distributing and or combining like terms.</li> <li>● Recognize when equations have infinite or no solutions.</li> <li>● Write and solve equations based on word problems, including those where one variable must be written in terms of another.</li> </ul> <p><b><u>Can be Covered:</u></b> The learner will:</p> <ul style="list-style-type: none"> <li>● Solving equations where clearing of fractions or cross-multiplying is involved.</li> </ul>	<p><b><u>AKSS</u></b></p> <p><b><u>Mathematical Practices</u></b> All mathematical practices are present in each unit.</p>
	<p><b><u>Must be Covered:</u></b> The learner will:</p> <ul style="list-style-type: none"> <li>● Understand inequalities and their symbols.</li> <li>● Graph inequalities on the number line.</li> <li>● Write inequalities given a graph on the number line.</li> <li>● Solve simple multi-step inequalities, including those where the inequality must be flipped.</li> </ul>	<p><b><u>AKSS</u></b></p> <p><b><u>Mathematical Practices</u></b> All mathematical practices are present in each unit.</p>
<b>Suggested Activities, Materials, and Resources:</b>	<ul style="list-style-type: none"> <li>●</li> </ul>	

## RIGID TRANSFORMATIONS, CONGRUENCE, & SIMILARITY

Course/ Grade Competency	Content Objectives	Standards
	<p><b><u>Must be Covered:</u></b> The learner will:</p> <ul style="list-style-type: none"> <li>● Know what congruent means and be able to recognize congruent figures.</li> <li>● Know that if two figures are congruent, then one can be mapped onto the other with a sequence of rigid transformations</li> <li>● Know the three rigid transformations are translations, reflections, and rotations.</li> <li>● Be able to perform each transformation given the specific rule and graph paper (reflections will be over simple vertical or horizontal lines, and rotations will be in increments of 90 degrees).</li> <li>● Be able to write the rule for transformations given an image on the coordinate plane (reflections will be over simple vertical or horizontal lines, and rotations will be in increments of 90 degrees).</li> <li>● Be able to perform or write rules for simple sequences of translations.</li> </ul>	<p style="text-align: center;"><b><u>AKSS</u></b> 8.G.1, 8.G.2</p> <p style="text-align: center;"><b><u>Mathematical Practices</u></b> All mathematical practices are present in each unit.</p>
	<p><b><u>Must be Covered:</u></b> The learner will:</p> <ul style="list-style-type: none"> <li>● Define, describe, and perform dilations in the coordinate plane.</li> <li>● Determine if two figures are similar using transformations and dilations.</li> <li>● Understand angle measurement and parallel or perpendicular relationships are preserved under similarity.</li> <li>● Find and use scale factor.</li> <li>● Use properties of similar triangles to model and solve problems.</li> </ul>	<p style="text-align: center;"><b><u>AKSS</u></b> 8.G.3, 8.G.4</p> <p style="text-align: center;"><b><u>Mathematical Practices</u></b> All mathematical practices are present in each unit.</p>
<b>Suggested Activities, Materials, and Resources:</b>		

## ANGLE RELATIONSHIPS

Course/ Grade Competency	Content Objectives	Standards
	<p><b><u>Must be Covered:</u></b> The learner will:</p> <ul style="list-style-type: none"> <li>● Identify vertical, supplementary, and complementary angles.</li> <li>● Identify corresponding angles, alternate interior and alternate exterior angles in parallel lines and transversals.</li> <li>● Know the relationships between all of the above angles.</li> <li>● Define and use the interior angle sum for triangles.</li> <li>● Define and use the exterior angle sum for triangles.</li> <li>● Define and use the angle-angle criterion for similar triangles.</li> <li>● Solve for missing angles and or variables using equations.</li> <li>● Use the interior angle sum to find sum of interior angles</li> </ul> <p><b><u>Can be Covered:</u></b> The learner will:</p>	<p><b><u>AKSS</u></b> 8.G.5</p> <p><b><u>Mathematical Practices</u></b> All mathematical practices are present in each unit.</p>
<p><b>Suggested Activities, Materials, and Resources:</b></p>		

## LINEAR EQUATIONS & GRAPHS

Course/ Grade Competency	Content Objectives	Standards
	<p><b><u>Must be Covered:</u></b>                      The learner will:</p> <ul style="list-style-type: none"> <li>● Know that linear equations can be represented in tables, graphs, and equations.</li> <li>● Know the four quadrants of the coordinate plane.</li> <li>● Know the x and y axes and the origin.</li> <li>● Be able to interpret scale for both axes.</li> <li>● Understand that x is the independent variable and y is the dependent variable.</li> <li>● Be able to graph linear equations from a table of values.</li> <li>● Understand slope as rise over run or a unit rate.</li> <li>● Determine slopes from graphs or word problems.</li> <li>● Understand the meaning of y intercept as the value of y when x is 0.</li> <li>● Be able to identify the y intercept from graphs or simple word problems</li> <li>● Recognize slope intercept form as <math>y = mx + b</math>, where m or slope is the coefficient of x.</li> <li>● Recognize the effect of slope on the steepness or direction of a graph.</li> <li>● Graph equations written in slope intercept form or written in word problems.</li> <li>● Know that proportional relationships are linear equations where the constant of proportionality is the slope and the y intercept is 0.</li> <li>● Know horizontal lines are linear equations where slope is 0 leading to the form <math>y = b</math>.</li> <li>● Know vertical lines have undefined slope because the change in x is 0 and division by 0 is undefined.</li> <li>● Know vertical lines are written as <math>x = a</math> constant.</li> <li>● Find the slope from a table or two coordinate pairs.</li> <li>● Write the slope intercept form of a linear equation when only given two points.</li> </ul> <p><b><u>Can be Covered:</u></b>                      The learner will:</p>	<p><b><u>AKSS</u></b>                      8.EE.5,                      8.F.2, 8.F.4</p> <p><b><u>Mathematical Practices</u></b> All mathematical practices are present in each unit.</p>
<p><b>Suggested Activities, Materials, and Resources:</b></p>		

## INTEGER EXPONENTS & SCIENTIFIC NOTATION

Course/ Grade Competency	Content Objectives	Standards
	<p><b><u>Must be Covered:</u></b> The learner will:</p> <ul style="list-style-type: none"> <li>● Identify equivalent exponential expressions.</li> <li>● Evaluate numerical or algebraic expressions with exponents using the order of operations.</li> <li>● Understand the effect of positive and negative bases with odd and even exponents.</li> <li>● Understand the properties of exponents including product property, quotient property, and power to a power property.</li> <li>● Recognize zero and negative (integer) exponents.</li> <li>● Simplify exponential expressions using all properties.</li> </ul>	<p><b><u>AKSS</u></b> 8.EE.1, 8.EE.2</p> <p><b><u>Mathematical Practices</u></b> All mathematical practices are present in each unit.</p>
	<p><b><u>Must be Covered:</u></b> The learner will:</p> <ul style="list-style-type: none"> <li>● Write small or large numbers as powers of 10.</li> <li>● Write numbers in scientific notation.</li> <li>● Convert numbers written in scientific notation into standard form.</li> <li>● Multiply, divide, add, and subtract numbers written in scientific notation, using exponential properties.</li> </ul>	<p><b><u>AKSS</u></b> 8.EE.1, 8.EE.3, 8.EE.4</p> <p><b><u>Mathematical Practices</u></b> All mathematical practices are present in each unit.</p>
<p><b>Suggested Activities, Materials, and Resources:</b></p>		

## NUMERACY

Course/ Grade Competency	Content Objectives	Standards
	<p><b><u>Must be Covered:</u></b>                      The learner will:</p> <ul style="list-style-type: none"> <li>● Define, evaluate, or estimate square and cube roots.</li> <li>● Understand that squares and square roots and cubes and cube roots are inverse operations.</li> <li>● Define and be able to identify rational numbers.</li> <li>● Define and be able to identify irrational numbers, including pi and square roots of nonperfect squares.</li> <li>● Approximate the value of irrational numbers and locate on a number line.</li> <li>● Compare values of rational and irrational numbers.</li> </ul> <p><b><u>Can be Covered:</u></b>                      The learner will:</p> <ul style="list-style-type: none"> <li>● Know why there is no real square root to a negative number, and that square roots of negative numbers are classified as imaginary numbers.</li> </ul>	<p><b><u>AKSS</u></b>                      8.NS.1, 8.NS.2,                      8.EE.2</p> <p><b><u>Mathematical Practices</u></b> All mathematical practices are present in each unit.</p>
	<p><b><u>Must be Covered:</u></b>                      The learner will:</p> <ul style="list-style-type: none"> <li>● Understand that division of zero is not possible; for example a vertical line has undefined slope because the “run” in “rise over run” is 0.</li> </ul>	<p><b><u>AKSS</u></b></p> <p><b><u>Mathematical Practices</u></b> All mathematical practices are present in each unit.</p>
<p><b>Suggested Activities, Materials, and Resources:</b></p>		

## PYTHAGOREAN THEOREM

Course/ Grade Competency	Content Objectives	Standards
	<p><b><u>Must be Covered:</u></b> The learner will:</p> <ul style="list-style-type: none"> <li>● Learn the Pythagorean Theorem.</li> <li>● Use the converse to determine if a triangle is a right triangle.</li> <li>● Use the Pythagorean Theorem to find missing side lengths of right triangles, slant height of cones, or distance between points in the coordinate plane.</li> <li>● Apply the Pythagorean Theorem in area and perimeter problems and other real-world problems.</li> </ul>	<p><b><u>AKSS</u></b> 8.EE.2, 8.G.6, 8.G.7, 8.G.8</p> <p><b><u>Mathematical Practices</u></b> All mathematical practices are present in each unit.</p>
<p><b>Suggested Activities, Materials, and Resources:</b></p>		

## VOLUME OF CYLINDERS, CONES, & SPHERES

Course/ Grade Competency	Content Objectives	Standards
	<p><b><u>Must be Covered:</u></b> The learner will:</p> <ul style="list-style-type: none"><li>• Find the volume of cylinders, cones, and spheres.</li><li>• Be able to find missing dimensions when given the volume of cones, cylinders, or spheres.</li><li>• Find the volumes of composite shapes that include cylinders, cones, or spheres.</li></ul>	<p><b><u>AKSS</u></b> 8.EE.2, 8.G.9</p> <p><b><u>Mathematical Practices</u></b> All mathematical practices are present in each unit.</p>
<b>Suggested Activities, Materials, and Resources:</b>		

## TWO-WAY CATEGORICAL TABLES & ASSOCIATIONS

Course/ Grade Competency	Content Objectives	Standards
	<p><b><u>Must be Covered:</u></b>                      The learner will:</p> <ul style="list-style-type: none"> <li>● Know the difference between numerical and categorical data.</li> <li>● Create and analyze two-way tables of categorical data for associations.</li> <li>● Calculate relative frequencies in two-way tables to investigate associations.</li> </ul>	<p><b><u>AKSS</u></b>                      8.SP.4</p> <p><b><u>Mathematical Practices</u></b> All mathematical practices are present in each unit.</p>
<p><b>Suggested Activities, Materials, and Resources:</b></p>		

High School  
Grades 9th through 12th

# Pre-Algebra

## Integers

Integers	
The Number System	6.NS.5, 6.NS.6, 6.NS.7 7.NS.1, 7.NS.2
• <i>Understanding opposite numbers</i>	
• <i>Adding same and opposite-signed integers</i>	
• <i>Add, Subtract, Multiply, and Divide integers</i>	
• <i>Adding like terms</i>	
• <i>Applying the distributive property</i>	

## Basic Equations

Basic Equations	
Expressions and Equations	6.EE.5, 6.EE.6, 6.EE.7, 6.EE.7 7.EE.3, 7.EE.4 8.EE.7
• <i>Solving equations using addition and multiplication</i>	
• <i>Solving equations with two steps</i>	
• <i>Simplifying and solving equations</i>	
• <i>Simplifying and solving inequalities</i>	
• <i>Write equations and inequalities</i>	

## Factors and Exponents

The Number System	6.NS.4
Expressions and Equations	8.EE.1, 8.EE.4
<ul style="list-style-type: none"><li>• <i>Understanding prime numbers</i></li></ul>	
<ul style="list-style-type: none"><li>• <i>Find the greatest common factor</i></li></ul>	
<ul style="list-style-type: none"><li>• <i>Find the least common multiple</i></li></ul>	
<ul style="list-style-type: none"><li>• <i>Understanding fractions and mixed numbers</i></li></ul>	
<ul style="list-style-type: none"><li>• <i>Applying the exponent properties</i></li></ul>	
<ul style="list-style-type: none"><li>• <i>Write numbers in scientific notations</i></li></ul>	
<ul style="list-style-type: none"><li>• <i>Add, subtract, multiply and divide scientific notations</i></li></ul>	

## Fractions and Decimals

The Number System	6.NS.1 7.NS.1, 7.NS.2, 7.NS.3
<ul style="list-style-type: none"><li>• <i>Reduce fractions</i></li></ul>	
<ul style="list-style-type: none"><li>• <i>Multiply fractions</i></li></ul>	

## Fractions and Decimals

• <i>Adding fractions with equivalent or different denominators</i>	
• <i>Dividing fractions</i>	
• <i>Add, Subtract, Multiply and divide rational and mixed numbers</i>	
• <i>Add, Subtract, multiply, and divide decimals</i>	

## Percents

Ratios and Proportional Relationships	6.RP.1, 6.RP.2, 6.RP.3 7.RP.1, 7.RP.2, 7.RP.3
• <i>Rates</i>	
• <i>Proportions</i>	
• <i>Convert fractions, decimals, and percents</i>	
• <i>Solve and apply percent problems</i>	
• <i>Percent increase and decrease</i>	
• <i>Evaluate sales tax, tip, interest, and percent change</i>	

## Applying Equations and Inequalities

Expressions and  
Equations

7.EE.2, 7.EE.4  
8.EE.7

- *Simplify and Solve Equations*
- *Solve equations with fractions*
- *Apply equations*
- *Multi-step inequalities*
- *Apply inequalities*

## Roots and Radicals

Geometry

8.G.7

Expressions and  
Equations

8.EE.2

- *Understanding roots*
- *Multiplying and Simplifying square roots*
- *Solving rational equations*
- *Use the pythagorean theorem*

## Relations and Functions

Functions

8.F.1, 8.F.2, 8.F.3, 8.F.4, 8.F.5

- *Understanding and use the coordinate plane*
- *Understanding functions*
- *Interpreting the solutions of functions*
- *Graph linear functions*
- *Find x and y intercepts of a linear function*
- *Find slope of a line*
- *Graph a linear function using slope-intercept form*
- *Interpret and graph scatter plots*
- *Graph linear inequalities*

## Relationships in Geometry

Geometry

7.G.5  
8.G.2, 8.G.4

- *Angle types and relationships*
- *Perpendicular and parallel lines*
- *Identifying polygons*
- *Quadrilaterals and perimeter*
- *Congruent polygons*
- *Transforming shapes across the coordinate plane*
- *Similar polygons*

## Area and Volume

Geometry

6.G.1, 6.G.2  
7.G.4, 7.G.6  
8.G.9

- *Find the area of a parallelogram*
- *Find the area of a triangle and trapezoid*
- *Find the area of a circle*
- *Find the surface area of prisms, cylinders, and spheres*
- *Find the volume of prisms, cylinders, cones, pyramids and spheres*

## Probability and Statistics

Statistics and  
Probability

7.SP.1, 7.SP.4, 7.SP.5, 7.SP.7, 7.SP.8.

- *Find mean, median, mode and range*

- *Interpret and create box and whisker plots*

- *Interpret and create stem and leaf plots*

- *Interpret data through a variety of graphs*

- *Fundamental principle of counting*

- *Probability*

- *Independent and dependent events*

# Algebra I

## Linear Equations

<b>Linear Equations</b>	
<b>Numbers: Quantities</b>	<u>Extend the properties of exponents to rational exponents: N.Q.1</u>
<b>Algebra: Creating Equations and Inequalities</b>	<u>Create equations and inequalities that describe numbers or relationships: A.CED.1, A.CED.4</u>
<b>Algebra: Reasoning with Equations and Inequalities</b>	<u>Understand solving equations as a process of reasoning and explain the reasoning: A.REI.1</u> <u>Solve equations and inequalities in one variable: A.REI.3</u>
• <i>Simplify and solve one-step equations</i>	Ch.1.1
• <i>Simplify and solve multi-step equations</i>	Ch.1.2
• <i>Solve equations with variable on both sides</i>	Ch. 1.3
• <i>Solve any linear equation</i>	Ch.1.1-3
• <i>Rewrite equations and formulas to solve for an indicated variable</i>	Ch.1.5
• <i>Write and solve equations to model situations</i>	Ch.1.5
• <i>Solve absolute Value Equations</i>	Ch.1.4

## Linear Functions

<b>Numbers: Quantities</b>	<u>Reason quantitatively and use units to solve problems:</u> N.Q.1, N.Q.2, N.Q.3
<b>Algebra: Creating Equations and Inequalities</b>	<u>Create equations and inequalities that describe numbers or relationships:</u> A.CED.2
<b>Algebra: Reasoning with Equations and Inequalities</b>	<u>Represent and solve equations and inequalities graphically:</u> A.REI.10
<b>Functions: Linear, Quadratic, and Exponential Models</b>	<u>Construct and compare linear, quadratic, and exponential models and solve problems:</u> F.FL.1, F.LE.2 <u>Interpret expressions for functions in terms of the situation they model:</u> F.LE.5
<b>Functions: Building Functions</b>	<u>Build a function that models a relationship between two quantities:</u> F.BF.1, F.BF.2 <u>Build new functions from existing functions:</u> F.BF.3
<b>Functions: Interpreting Functions</b>	<u>Understand the concept of a function and use function notation:</u> F.IF.1, F.IF.2, F.IF.3, <u>Interpret functions that arise in application in terms of the context:</u> F.IF.4, F.IF.5 <u>Analyze functions using different representations:</u> F.IF.7, F.IF.9
<b>Statistics and Probability: Interpreting Categorical and Quantitative Data</b>	<u>Summarize, represent, and interpret data on two categorical and quantitative variables:</u> S.ID.6 <u>Interpret linear models:</u> S.ID.7, S.ID.8, S.ID.9
<ul style="list-style-type: none"> <li>● <i>Find and Interpret key characteristics (slope, x-intercept, y-intercept) of a linear situation, given a graph, ordered pairs, table, or written description</i></li> </ul>	4.1-3
<ul style="list-style-type: none"> <li>● <i>Writing Equations in slope-intercept form</i></li> </ul>	4.1
<ul style="list-style-type: none"> <li>● <i>Writing Equation in Point Slope Form</i></li> </ul>	4.2
<ul style="list-style-type: none"> <li>● <i>Model linear situations with equations</i></li> </ul>	4.1-5
<ul style="list-style-type: none"> <li>● <i>Write Equations for parallel and perpendicular lines</i></li> </ul>	4.3
<ul style="list-style-type: none"> <li>● <i>Graph Scatter plots and find lines of best fit</i></li> </ul>	4.4, 4.5
<ul style="list-style-type: none"> <li>● <i>Determine whether a relation is a function</i></li> </ul>	3.1

## Linear Functions

• <i>Determine the domain and range of a function, given a table of values, ordered pairs, mapping or graph</i>	3.1-5
• <i>Graph a linear equation written in any form</i>	3.4-5
• <i>Evaluate functions written in function notation</i>	3.2
• <i>Interpret statements in function notation in terms of their context</i>	3.1-5
• <i>Transform Linear Functions on a coordinate plane</i>	3.6
★ <i>Write arithmetic sequence both recursively and with an explicit formula</i>	4.6
★ <i>Graph Piecewise Functions</i>	4.7
★ <i>Graph Absolute value functions</i>	3.7

## Linear Inequalities

<b>Algebra: Creating Equation and Inequalities</b>	<u>Create equations and inequalities that describe numbers or relationships: A.CED.1</u>	
<b>Algebra: Reasoning with Equations and Inequalities</b>	<u>Solve equations and inequalities in one variable: A.REI.3</u>	
• <i>Write and graph inequalities</i>		2.1
• <i>Solve inequalities using addition and subtraction</i>		2.2
• <i>Solve inequalities using multiplication and division</i>		2.3
• <i>Solve multi-step inequalities</i>		2.4
• <i>Write and solve inequalities to model situations</i>		2.1-4
★ <i>Solve compound inequalities</i>		2.5
★ <i>Solve absolute value inequalities</i>		2.6

## Systems of Equations and Inequalities

<b>Algebra: Creating Equations and Inequalities</b>	<u>Create equations and inequalities that describe numbers or relationships:</u> A.CED.1, A.CED.3
<b>Algebra: Reasoning with Equations and Inequalities</b>	<u>Solve equations and inequalities in one variable:</u> A.REI.3 <u>Solve systems of equations:</u> A.REI.5, A.REI.6 <u>Represent and solve equations and inequalities graphically:</u> A.REI.11, A.REI.12
<ul style="list-style-type: none"> <li><i>Solve systems of equations by graphing</i></li> </ul>	5.1
<ul style="list-style-type: none"> <li><i>Solve systems of equations by substitution</i></li> </ul>	5.2
<ul style="list-style-type: none"> <li><i>Solve systems of equations by elimination</i></li> </ul>	5.3
<ul style="list-style-type: none"> <li><i>Model situations with linear systems of equations</i></li> </ul>	5.1-5.5
<ul style="list-style-type: none"> <li><i>Graphing linear inequalities</i></li> </ul>	2.1, 5.6
<ul style="list-style-type: none"> <li><i>Determine solutions to linear inequalities and systems of linear inequalities</i></li> </ul>	5.6-7

## Polynomials

<b>Algebra: Arithmetic with Polynomials and Rational Expressions</b>	<u>Perform arithmetic operations on polynomials:</u> A.APR.1 <u>Understand the relationship between zeros and factors of polynomials:</u> A.APR.3
<b>Algebra: Reasoning with Equations and Inequalities</b>	<u>Solve equations and inequalities in one variable:</u> A.REI.4
<b>Algebra: Seeing Structure in Expressions</b>	<u>Interpret the structure of expressions:</u> A.SSE.2 <u>Write expression in equivalent forms to solve problems:</u> A.SSE.3
<ul style="list-style-type: none"> <li><i>Interpret the structure of polynomial expressions using language such as terms, factors, and coefficients</i></li> </ul>	Ch. 7.1-8

## Polynomials

• <i>Add and subtract polynomials</i>	Ch.7.1
• <i>Multiply polynomials</i>	Ch.7.2
• <i>Multiply polynomials with special products</i>	Ch.7.3
• <i>Factor binomials, trinomials, and a difference of squares</i>	Ch.7.5-8
• <i>Factor polynomials completely</i>	Ch.7.8
• <i>Solve polynomials in factored form</i>	Ch.7.4

## Quadratic Functions

<b>Algebra: Creating Equations and Inequalities</b>	<u>Create equations and inequalities that describe numbers or relationship:</u> A.CED.1, A.CED.2, A.CED.4
<b>Algebra: Arithmetic and Polynomials and Rational Expressions</b>	<u>Understand the relationship between zeros and factors of polynomials:</u> A.APR.3
<b>Algebra: Reasoning with Equations and Inequalities</b>	<u>Solve equations and inequalities in one variable:</u> A.REI.4 <u>Represent and solve equations and inequalities graphically:</u> A.REI.11
<b>Algebra: Seeing Structure in Expressions</b>	<u>Write expression in equivalent forms to solve problems:</u> A.SSE.3
<b>Numbers: The Real Number System</b>	<u>Extend the properties of exponents to rational exponents:</u> N.RN.2 <u>Use properties of rational irrational numbers:</u> N.RN.3
<b>Functions: Building Functions</b>	<u>Build a function that models a relationship between two quantities:</u> F.BF.1 <u>Build new functions from existing functions:</u> F.BF.3
<b>Functions: Linear, Quadratic and Exponential Models</b>	<u>Construct and compare linear, quadratic, and exponential models and solve problems:</u> F.LE.3
<b>Functions: Interpreting Functions</b>	<u>Interpret functions that arise in applications in terms of the context:</u> F.IF.4, F.IF.6 <u>Analyze functions using different representations:</u> F.IF.7, F.IF.8, F.IF.9
<ul style="list-style-type: none"> <li>● <i>Graph a quadratic function</i></li> </ul>	Ch.8.1-5
<ul style="list-style-type: none"> <li>● <i>Compare linear and quadratic functions</i></li> </ul>	Ch.8.6
<ul style="list-style-type: none"> <li>● <i>Simplify radical expressions</i></li> </ul>	Ch.9.1
<ul style="list-style-type: none"> <li>● <i>Solve quadratic equations by graphing</i></li> </ul>	Ch.9.2
<ul style="list-style-type: none"> <li>● <i>Solve quadratic equations using square roots</i></li> </ul>	Ch.9.3
<ul style="list-style-type: none"> <li>● <i>Solve quadratic equations by completing the square</i></li> </ul>	Ch.9.4
<ul style="list-style-type: none"> <li>● <i>Solve quadratic equations with quadratic formula</i></li> </ul>	Ch.9.5

## Quadratic Functions

- *Solve nonlinear systems of equations*

Ch.9.6

## Exponential Functions and Sequences

<b>Algebra: Creating Equations and Inequalities</b>	<u>Create equations and inequalities that describe numbers or relationships:</u> A.CED.2
<b>Algebra: Seeing Structures in Expressions</b>	<u>Interpret the structure of expressions:</u> A.SSE.2
<b>Algebra: Reasoning with Equations and Inequalities</b>	<u>Understand solving equations as a process of reasoning:</u> A.REI.1 <u>Represent and solve equations and inequalities graphically:</u> A.REI.11
<b>Numbers: The Real Number System</b>	<u>Extend the properties of exponents to rational exponents:</u> N.RN.1, N.RN.2
<b>Functions: Linear, Quadratic, and Exponential Models</b>	<u>Construct and compare linear, quadratic, and exponential models and solve problems:</u> F.LE.1, F.LE.2
<b>Functions: Building Functions</b>	<u>Build a function that models a relationship between two quantities:</u> F.BF.1, F.BF.2 <u>Build new functions from existing functions:</u> F.BF.3
<b>Functions: Interpreting Functions</b>	<u>Understand the concept of a function and use function notation:</u> F.IF.3 <u>Interpret functions that arise in applications in terms of the context:</u> F.IF.4 <u>Analyze functions using different representations:</u> F.IF.7, F.IF.8, F.IF.9
• <i>Simplify and Evaluate expressions containing integer exponents</i>	Ch.6.1
• <i>Rewrite expressions involving radicals and rational exponents using the properties of exponents</i>	Ch.6.1-4
• <i>Graph simple exponential functions</i>	Ch.6.3-4
• <i>Graph and model situations of exponential growth and decay</i>	Ch.6.4
• <i>Solve equations with rational exponents using the properties of exponents</i>	Ch.6.5
• <i>Construct simple exponential functions from graphs, tables of values, or a description</i>	Ch.6.1-5
• <i>Distinguish between situations that can be modeled with linear functions and with exponential functions</i>	Ch.6.1-5
★ <i>Write geometric sequences both recursively and with an explicit formula</i>	Ch.6.6-7



## Data Analysis and Displays

**Statistics and Probability:  
Interpreting Categorical and  
Quantitative Data**

Summarize, represent, and interpret data on a single count or measurement variable:  
S.ID.1, S.ID.2, S.ID.3  
Summarize, represent, and interpret data on two categorical and quantitative variables:  
S.ID.5

<ul style="list-style-type: none"> <li>• <i>Compare the mean, median and mode of a data set</i></li> </ul>	Ch. 11.1
<ul style="list-style-type: none"> <li>• <i>Identify the effects of transformations on data</i></li> </ul>	Ch.11.1
<ul style="list-style-type: none"> <li>• <i>Interpret and use box and whisker plots to represent and compare data sets</i></li> </ul>	Ch.11.2
<ul style="list-style-type: none"> <li>• <i>Describe the shapes of data distributions and compare data distributions</i></li> </ul>	Ch.11.3
<ul style="list-style-type: none"> <li>• <i>Make and use two-way tables to recognize associations in data</i></li> </ul>	Ch.11.4
<ul style="list-style-type: none"> <li>• <i>Classify data as quantitative or qualitative, choose and create appropriate data displays, and analyze misleading graphs.</i></li> </ul>	Ch.11.5

## Radical Functions and Equations (if time in the year)

<b>Algebra: Creating Equations and Inequalities</b>	<u>Create equations and inequalities that describe numbers or relationships: A.CED.1, A.CED.2</u>	
<b>Functions: Building Functions</b>	<u>Build new functions from existing functions: F.BF.4</u>	
<b>Functions: Interpreting Functions</b>	<u>Interpret functions that arise in applications in terms of the context: F.IF.4, F.IF.6</u> <u>Analyze functions using different representations: F.IF.7, F.IF.9</u>	
<ul style="list-style-type: none"> <li>● <i>Graph square root and cube root functions</i></li> </ul>		Ch.10.1-2
<ul style="list-style-type: none"> <li>● <i>Compare square root and cube root functions</i></li> </ul>		Ch.10.1-2
<ul style="list-style-type: none"> <li>● <i>Solve radical equations and identify extraneous solutions</i></li> </ul>		Ch.10.3
<ul style="list-style-type: none"> <li>● <i>Solve real-life problems involving square root functions, cube root functions, and radical equations</i></li> </ul>		Ch.10.3
<ul style="list-style-type: none"> <li>● <i>Find inverses of relations, linear function, and nonlinear functions</i></li> </ul>		Ch.10.4

# Geometry

## Foundations of Geometry

<b>Geometry: Congruence</b>	<u>Experiment with transformation in the plane:</u> G.CO.1 <u>Prove geometric theorems:</u> G.CO.9, G.CO.10, G.CO.11 <u>Make geometric constructions:</u> G.CO.12	
<b>Geometry: Expressing Geometric Properties with Equations</b>	<u>Use coordinates to prove simple geometric theorems algebraically:</u> G.GPE.7	
<b>Geometry: Modeling with Geometry</b>	<u>Apply Geometric concepts in modeling situation:</u> G. MG.1	
<b>Geometry: Similarity, Right Triangles, and Trigonometry</b>	<u>Prove theorems involving similarity:</u> G.SRT.4	
<ul style="list-style-type: none"> <li>• <i>Know and be able to use precise definitions of geometric terms</i></li> </ul>		Ch.1.1
<ul style="list-style-type: none"> <li>• <i>Find segment lengths using the Ruler postulate, segment addition postulate, midpoints, segment bisectors, and the distance formula</i></li> </ul>		Ch.1.2
<ul style="list-style-type: none"> <li>• <i>Classify polygons and angles</i></li> </ul>		Ch.1.4, Ch.1.6
<ul style="list-style-type: none"> <li>• <i>Find perimeters and areas of polygons in the coordinate plane</i></li> </ul>		Ch.1.3
<ul style="list-style-type: none"> <li>• <i>Construct congruent segments and angles, and bisect segment and angles</i></li> </ul>		Ch.1.2 Ch.1.5
<ul style="list-style-type: none"> <li>• <i>Write conditional and biconditional statements</i></li> </ul>		Ch.2.1
<ul style="list-style-type: none"> <li>• <i>Use inductive and deductive reasoning</i></li> </ul>		Ch.2.2
<ul style="list-style-type: none"> <li>• <i>Write proofs</i></li> </ul>		Ch.2.5-6

## Parallel and Perpendicular Lines

### Geometry: Congruence

Experiment with transformations in the plane: G.CO.1  
Proving geometric theorem: G.CO.9  
Make geometric construction: G.CO.12

### Geometry: Expressing Geometric Properties with Equations

Use coordinates to prove simple geometric theorems algebraically: G.GPE.5, G.GPE.6

- *Identify pairs of angles formed by transversals, parallels, and perpendicular lines.*
- *Use properties and theorems of parallel lines*
- *Write equations of parallel lines and perpendicular lines*
- *Find the distance from a point to a line*

## Congruent and Similar Triangles

<b>Geometry: Congruence</b>	<u>Understand congruence in terms of rigid motions:</u> G.CO.7, G.CO.8 <u>Prove geometric theorems:</u> G.CO.10 <u>Make geometric constructions:</u> G.CO.13
<b>Geometry: Modeling with Geometry</b>	<u>Apply geometric concepts in modeling situations:</u> G.MG.1, G.MG.3
<b>Geometry: Expression Geometric Properties with Equations</b>	<u>Use coordinates to prove simple geometric theorems algebraically:</u> G.GPE.5, G.GPE.6
<b>Geometry: Similarity, Right Triangles, and Trigonometry</b>	<u>Understand similarity in terms of similarity transformations:</u> G.SRT.2, G.SRT.3 <u>Prove theorems involving similarity:</u> G.SRT.4, G.SRT.5
<ul style="list-style-type: none"> <li>● <i>Understand that there can be more than one sequence of rigid motion that carries a figure onto another figure</i></li> </ul>	Ch 5
<ul style="list-style-type: none"> <li>● <i>Identify and use corresponding parts</i></li> </ul>	Ch.5.1-2
<ul style="list-style-type: none"> <li>● <i>Use the definition of congruence in terms of rigid motion to decide if two figures are congruent</i></li> </ul>	Ch. 5
<ul style="list-style-type: none"> <li>● <i>Use SAS, SSS, HL, ASA, and AAs to prove two triangles are congruent</i></li> </ul>	Ch.5.3-6
<ul style="list-style-type: none"> <li>● <i>Prove theorems about triangles, lines, angles</i></li> </ul>	Ch. 5
<ul style="list-style-type: none"> <li>● <i>Use the AA, SSS, and SAS similarity theorems to prove triangles are similar</i></li> </ul>	Ch.8.2, Ch.8.3
<ul style="list-style-type: none"> <li>● <i>Use similarity criteria to solve problems about lengths, perimeters, and areas of triangles</i></li> </ul>	Ch.8.4
<ul style="list-style-type: none"> <li>● <i>Use the triangle proportionality theorem</i></li> </ul>	Ch.8

## Triangle Relationship

<b>Geometry: Congruence</b>	<u>Prove geometric theorems:</u> G.CO.9, G.CO.10 <u>Make geometric constructions:</u> G.CO.12	
<b>Geometry: Modeling with Geometry</b>	<u>Apply geometric concepts in modeling situations:</u> G.MG.1, G.MG.3	
<b>Geometry: Circles</b>	<u>Understand and apply theorems about circles:</u> G.C.3	
	<ul style="list-style-type: none"> <li>Understand and use angle bisectors and perpendicular bisectors to find measures</li> </ul>	Ch.6.1-2
	<ul style="list-style-type: none"> <li>Find and use the circumcenter, incenter, centroid, and orthocenter of a triangle</li> </ul>	Ch.6.3-4
	<ul style="list-style-type: none"> <li>Use the triangle midsegment theorem and the triangle inequality theorem</li> </ul>	Ch.6.5-6

## Right Triangle Trigonometry

<b>Geometry: Similarity, Right Triangles, and Trigonometry</b>	<u>Prove theorems involving similarity:</u> G.SRT.4, G.SRT.5 <u>Define trigonometric ratios and solve problems involving right triangles:</u> G.SRT.6, G.SRT.7, G.SRT.8 <u>Apply trigonometry to general triangles:</u> G.SRT.9, G.SRT.10, G.SRT.11	
<b>Geometry: Modeling with Geometry</b>	<u>Apply geometric concepts in modeling situation:</u> G.MG.1, G.MG.3	
	<ul style="list-style-type: none"> <li>Use the Pythagorean Theorem and the converse of the Pythagorean Theorem</li> </ul>	Ch.9.1
	<ul style="list-style-type: none"> <li>Using similarity, show that side ratios in right triangles are properties of angles</li> </ul>	Ch.9.3
	<ul style="list-style-type: none"> <li>Use geometric means</li> </ul>	Ch.9
	<ul style="list-style-type: none"> <li>Find side lengths and solve real-life problems involving special right triangles</li> </ul>	Ch.9.2
	<ul style="list-style-type: none"> <li>Define the trigonometric ratios (<math>\sin</math>, <math>\cos</math>, <math>\tan</math>) for acute angles</li> </ul>	Ch.9.4-5
	<ul style="list-style-type: none"> <li>Find the tangent, sine, and cosine ratios and use them to solve real-life problems</li> </ul>	Ch.9.6
	<ul style="list-style-type: none"> <li>Use the Law of Sines and Law of Cosines to solve triangles</li> </ul>	Ch.9.7



## Circles

<b>Geometry: Congruence</b>	<u>Experiment with transformations in the plane:</u> G.CO.1 <u>Make geometric construction:</u> G.CO.13
<b>Geometry: Circles</b>	<u>Understand and apply theorems about circles:</u> G.C.1, G.C.2, G.C.3, G.C.4
<b>Geometry: Modeling with Geometry</b>	<u>Apply geometric concepts in modeling situations:</u> G.MG.1, G.MG.3
<b>Geometry: Expressing Geometric Properties with Equations</b>	<u>Translate between the geometric description and the equation for a conic section:</u> G.GPE.1 <u>Use coordinates to prove simple geometric theorems algebraically:</u> G.GPE.4
	<ul style="list-style-type: none"> <li>● <i>Identify chords, diameters, radii, secants, and tangents of circles</i></li> </ul>
	<ul style="list-style-type: none"> <li>● <i>Use the pythagorean Theorem to derive an equation for a circle given center and radius</i></li> </ul>
	<ul style="list-style-type: none"> <li>● <i>Describe the relationship between central and inscribed angles and their arcs</i></li> </ul>
	<ul style="list-style-type: none"> <li>● <i>Find angle and arc measures</i></li> </ul>
	<ul style="list-style-type: none"> <li>● <i>Describe relationships and ratios of lengths of intersecting chords</i></li> </ul>
	<ul style="list-style-type: none"> <li>● <i>Use relationships about inscribed angles to solve problems about inscribed polygons</i></li> </ul>
	<ul style="list-style-type: none"> <li>● <i>Solve problems involving properties of circles</i></li> </ul>
	<ul style="list-style-type: none"> <li>● <i>Write and graph equations of circles</i></li> </ul>

## Coordinate Geometry

<b>Geometry: Congruence</b>	<u>Experiment with transformations in the plane:</u> G.CO.2, G.CO.3, G.CO.4, G.CO.5 <u>Understand congruence in terms of rigid motions:</u> G.CO.6	
<b>Geometry: Modeling with Geometry</b>	<u>Apply geometric concepts in modeling situation:</u> G.MG.3	
<b>Geometry: Similarity, Right Triangles, and Trigonometry</b>	<u>Understand similarity in terms of similarity transformations:</u> G.SRT.1, G.SRT.2	
	• <i>Describe functions as transformations using coordinate transformation notation</i>	Ch.4
	• <i>Describe transformations in the coordinate plane</i>	Ch.4
	• <i>Perform translations, reflections, rotations, dilations, and compositions of transformations</i>	Ch. 4
	• <i>Solve real-life problems involving transformations</i>	Ch. 4
	• <i>Identify lines of symmetry and rotational symmetry</i>	Ch.4.5
	• <i>Describe and perform congruence transformations and similarity transformations</i>	Ch.4.6

## Solid Geometry

### Geometry: Geometric Measurement and Dimension

Explain volume formulas and use them to solve problems: G.GMD.1, G.GMD.2, G.GMD.3  
Visualize relationships between two-dimensional and three-dimensional objects: G.GMD.4

### Geometry: Modeling with Geometry

Apply geometric concepts in modeling situations: G.MG.1, G.MG.2

- *Find arc lengths and areas of sectors of circles*
- *Find areas of rhombuses, kites, and regular polygons*
- *Find and use volumes of prisms, cylinders, pyramids, cones, and sphere*
- *Identify the shapes of two-dimensional cross-sections of three-dimensional objects and 3D objects from rotation of 2D shapes*
- *Understand the effects of dilation on area and volume*

## Probability

**Statistics and Probability:  
Conditional Probability and the  
Rules of Probability**

Understand independence and conditional probability and use them to interpret data:  
S.CP.1, S.CP.2, S.CP.3, S.CP.4, S.CP.5  
Use the rules of probability to compute probabilities of compound events in a uniform probability model: S.CP.6, S.CP.7, S.CP.8, S.CP.9

**Statistics and Probability: Using  
Probability to Make Decisions**

Calculate expected values and use them to solve problems: S.MD.1, S.MD.2, S.MD.3, S.MD.4  
Use probability to evaluate outcomes of decisions: S.MD.5, S.MD.6, S.MD.7

- *Find probabilities of independent and dependent events*
- *Use conditional relative frequencies to find conditional probabilities*
- *Use the formulas for the number of permutations and the number of combinations*
- *Construct and interpret probability distributions and binomial distributions*

# Algebra II

## Linear Function and Systems

<b>Linear Function and Systems</b>	
<b>Algebra: Creating Equations and Inequalities</b>	<u>Create equations and inequalities that describe numbers or relationships:</u> A.CED.1, A.CED.3
<b>Algebra: Reasoning with Equations and Inequalities</b>	<u>Solve systems of equations:</u> A.REI.6 <u>Represent and solve equations and inequalities graphically:</u> A.REI.11
<b>Functions: Building Functions</b>	<u>Build a function that models a relationship between two quantities:</u> F.BF.1, F.BF.2 <u>Build new functions from existing function:</u> F.BF.3,
<b>Functions: Interpreting Functions</b>	<u>Understand the concept of a function and use function notation:</u> F.IF.3 <u>Interpret functions that arise in applications in terms of the context:</u> F.IF.4, F.IF.5, F.IF.6 <u>Analyze functions using different representations:</u> F.IF.7
<b>Functions: Linear, Quadratic, and Exponential Models</b>	<u>Construct and compare linear, quadratic, and exponential models and solve problems:</u> F.LE.2
<b>Statistics and Probability: Interpreting Categorical and Quantitative Data</b>	<u>Summarize, represent, and interpret data on two categorical and quantitative variables:</u> S.ID.6
<ul style="list-style-type: none"> <li>• <i>Identify Families of functions</i></li> </ul>	
<ul style="list-style-type: none"> <li>• <i>Describe transformations of parent functions</i></li> </ul>	
<ul style="list-style-type: none"> <li>• <i>Write functions representing combinations of transformations</i></li> </ul>	
<ul style="list-style-type: none"> <li>• <i>Solve linear and compound inequalities</i></li> </ul>	
<ul style="list-style-type: none"> <li>• <i>Solve absolute value equations and inequalities</i></li> </ul>	
<ul style="list-style-type: none"> <li>• <i>Solve systems of linear equations graphically and algebraically</i></li> </ul>	
<ul style="list-style-type: none"> <li>• <i>Solve systems of linear equations in three variables algebraically</i></li> </ul>	

## Quadratic Functions and Equations

<b>Algebra: Arithmetic and Polynomials and Rational Expressions</b>	<u>Perform arithmetic operations on polynomials: A.APR.3</u>
<b>Algebra: Creating Equations and Inequalities</b>	<u>Create equations and inequalities that describe numbers or relationships: A.CED.2</u>
<b>Algebra: Reasoning with Equations and Inequalities</b>	<u>Understand solving equations as a process of reasoning and explain the reasoning: A.REI.4</u> <u>Solve systems of equations: A.REI.7</u> <u>Represent and solve equations and inequalities graphically: A.REI.11</u>
<b>Algebra: Seeing Structure in Expressions</b>	<u>Interpret the structure of expressions: A.SSE.2</u> <u>Write expressions in equivalent forms to solve problems: A.SSE.3</u>
<b>Functions: Building Functions</b>	<u>Build new functions from existing functions: F.BF.3</u>
<b>Functions: Interpreting Functions</b>	<u>Interpret functions that arise in applications in terms of the context: F.IF.4</u>
<b>Numbers and Quantity: The Complex Number System</b>	<u>Perform arithmetic operations with complex numbers: N.CN.1, N.CN.2, C.CN.3</u> <u>Use complex numbers in polynomial identities and equations: N.CN.7</u>
<b>Statistics and Probability: Interpreting Categorical and Quantitative Data</b>	<u>Summarize, represent, and interpret data on two categorical and quantitative variables: S.ID.6</u>
	<ul style="list-style-type: none"> <li>• <i>Describe and write transformations of quadratic functions</i></li> <li>• <i>Graph quadratic functions using vertex form, standard form, and x-intercepts</i></li> <li>• <i>Solve quadratic equations by square root, factoring, completing the square, and the quadratic formula</i></li> <li>• <i>Solve a system of linear and quadratic equations by graphing and algebraically</i></li> <li>• <i>Perform arithmetic operations with complex numbers</i></li> <li>• <i>Find conjugates of complex numbers and use conjugates of complex numbers to divide complex numbers</i></li> </ul>



## Polynomial Functions

<b>Algebra: Arithmetic and Polynomials and Rational Expressions</b>	<u>Perform arithmetic operations on polynomials:</u> A.APR.1 <u>Understand the relationship between zeros and factors of polynomials:</u> A.APR.2, A.APR.3 <u>Use polynomial identities to solve problems:</u> A.APR.4, A.APR.5 <u>Rewrite rational expressions:</u> A.APR.6
<b>Algebra: Seeing Structures in Expressions</b>	<u>Interpret the structure of expressions:</u> A.SSE.2
<b>Functions: Building Functions</b>	<u>Build a function that models a relationship between two quantities:</u> F.BF.1 <u>Build new functions from existing functions:</u> F.BF.3
<b>Functions: Interpreting Functions</b>	<u>Interpret functions that arise in applications in terms of the context:</u> F.IF.4, F.IF.6 <u>Analyze functions using different representations:</u> F.IF.7, F.IF.9
<b>Number and Quantity: The Complex Number System</b>	<u>Use complex numbers in polynomial identities and equations:</u> N.CN.8, N.CN.9
	<ul style="list-style-type: none"> <li>• <i>Interpret key features of graphs of polynomials: extrema, symmetry, vertex, zeros, and end behavior</i></li> </ul>
	<ul style="list-style-type: none"> <li>• <i>Add, subtract, and multiply polynomials</i></li> </ul>
	<ul style="list-style-type: none"> <li>• <i>Apply long and synthetic division to divide polynomials</i></li> </ul>
	<ul style="list-style-type: none"> <li>• <i>Know and apply the binomial theorem</i></li> </ul>
	<ul style="list-style-type: none"> <li>• <i>Factor an expression to find zeros</i></li> </ul>
	<ul style="list-style-type: none"> <li>• <i>Use rational root theorem to solve polynomials</i></li> </ul>
	<ul style="list-style-type: none"> <li>• <i>Identify the roots of a polynomial</i></li> </ul>
	<ul style="list-style-type: none"> <li>• <i>Write the equation of a polynomial of least degree with given roots</i></li> </ul>
	<ul style="list-style-type: none"> <li>• <i>Transform functions: vertical and horizontal shifts, reflections, vertical and horizontal stretches and compression</i></li> </ul>
	<ul style="list-style-type: none"> <li>• <i>Recognize even/odd functions from their graphs or equations</i></li> </ul>



## Rational Exponents and Radical Functions

<b>Algebra: Creating Equations and Inequalities</b>	<u>Create equations and inequalities that describe numbers or relationships:</u> A.CED.1
<b>Algebra: Reasoning with Equations and Inequalities</b>	<u>Understand solving equations as a process of reasoning and explain the reasoning:</u> A.REI.1
<b>Algebra: Seeing Structure in Expressions</b>	<u>Interpret the structure of Expressions:</u> A.SSE.2 <u>Write expressions in equivalent forms to solve problems:</u> A.SSE.3, A.SSE.4
<b>Functions: Building Functions</b>	<u>Build a function that models a relationship between two quantities:</u> F.BF.1, F.BF.2 <u>Build new functions from existing functions:</u> F.BF.3, F.BF.4, F.BF.5
<b>Functions: Interpreting Functions</b>	<u>Understand the concept of a function and use function notation:</u> F.IF.3 <u>Interpret functions that arise in applications in terms of the context:</u> F.IF.4, F.IF.5, F.IF.6 <u>Analyze functions using different representations:</u> F.IF.7, F.IF.8, F.IF.9
<b>Functions: Linear, Quadratic, and Exponential Models</b>	<u>Construct and compare linear, quadratic, and exponential models and solve problems:</u> F.LE.2, F.LE.4 <u>Interpret expressions for functions in terms of the situation they model:</u> F.LE.5
<b>Statistics and Probability: Interpreting Categorical and Quantitative Data</b>	<u>Summarize, represent, and interpret data on two categorical and quantitative variables:</u> S.ID.6
	<ul style="list-style-type: none"> <li>• <i>Rewrite radical expressions using rational exponents</i></li> <li>• <i>Simplify radical expressions</i></li> <li>• <i>Evaluate expressions using properties of rational exponents</i></li> <li>• <i>Graph radical functions</i></li> <li>• <i>Solve equations containing radicals and rational exponents</i></li> <li>• <i>Solve radical inequalities</i></li> <li>• <i>Explore inverse of functions</i></li> </ul>

## Rational, Exponential, and Logarithmic Functions

<b>Algebra: Arithmetic with Polynomials and Rational Expressions</b>	<u>Rewrite rational expressions:</u> A.APR.6, A.APR.7
<b>Algebra: Creating Equations and Inequalities</b>	<u>Create equations and inequalities that describe numbers or relationships:</u> A.CED.1, A.CED.2
<b>Algebra: Reasoning with Equations and Inequalities</b>	<u>Understand solving equations as a process of reasoning and explain the reasoning:</u> A.REI.1, A.REI.2 <u>Represent and solve equations and inequalities graphically:</u> A.REI.11
<b>Algebra: Seeing Structure in Expressions</b>	<u>Interpret the structure of expressions:</u> A.SSE.2 <u>Write expressions in equivalent forms to solve problems:</u> A.SSE.3, A.SSE.4
<b>Functions: Building Functions</b>	<u>Build a function that models a relationship between two quantities:</u> F.BF.1, F.BF.2 <u>Build new functions from existing functions:</u> F.BF.3, F.BF.4, F.BF.5
<b>Functions: Interpreting Functions</b>	<u>Understand the concept of a function and use function notation:</u> F.IF.3 <u>Interpet functions that arise in application in terms of the context:</u> F.IF.4, F.IF.5, F.IF.6. <u>Analyze functions using different representations:</u> F.IF.7, F.IF.8, F.IF.9
<b>Functions: Linear, Quadratic, and Exponential Models</b>	<u>Construct and compare linear, quadratic, and exponential models and solve problems:</u> F.LE.2, F.LE.4 <u>Interpret expressions for cunctions in terms of the situation they model:</u> F.LE.5
<b>Statistics and Probability: Interpreting Categorical and Quantitative Data</b>	<u>Summarize, represent, adn interpret data on two categorical and quantitative variables:</u> S.ID.6
	<ul style="list-style-type: none"> <li>• <i>Classify and write direct and inverse variations</i></li> </ul>
	<ul style="list-style-type: none"> <li>• <i>Graph rational functions</i></li> </ul>
	<ul style="list-style-type: none"> <li>• <i>Add, subtract, multiply, and divide rational expressions</i></li> </ul>
	<ul style="list-style-type: none"> <li>• <i>Solve rational equations</i></li> </ul>
	<ul style="list-style-type: none"> <li>• <i>Distinguish between situations that are linear, quadratic, or exponential</i></li> </ul>

## Rational, Exponential, and Logarithmic Functions

• <i>Graph exponential growth and decay</i>	
• <i>Write exponential functions</i>	
• <i>Write, graph, evaluate, and simplify logarithmic functions</i>	
• <i>Translate between logarithms in any base</i>	
• <i>Write equivalent forms for exponential and logarithmic functions</i>	
• <i>Solve exponential and logarithmic equations and inequalities</i>	
• <i>Model data using exponential and logarithmic functions</i>	

## Trigonometric Functions

<b>Functions: Building Functions</b>	<u>Build new functions from existing functions:</u> F.BF.3
<b>Functions: Interpreting Functions</b>	<u>Interpret functions that arise in applications in terms of the context:</u> F.IF.4, F.IF.6 <u>Analyze functions using different representations:</u> F.IF.7, F.IF.9
<b>Functions: Trigonometric Functions</b>	<u>Extend the domain of trigonometric functions using the unit circle:</u> F.TF.1, F.TF.2, F.TF.3 <u>Model periodic phenomena with trigonometric functions:</u> F.TF.5 <u>Prove and apply trigonometric identities:</u> F.TF.8
• <i>Convert between radians, degrees, and degree/minute/second</i>	
• <i>Extend the domain of trig functions using the unit circle</i>	
• <i>Evaluate all six trig functions for exact values</i>	
• <i>Write and graph trigonometric functions</i>	
• <i>Transform the graphs of sine and cosine functions</i>	
• <i>Graph other trig functions</i>	



## Trigonometric Equations and Identities

<b>Algebra: Seeing Structures in Expression</b>	<u>Interpret the structure of expressions:</u> A.SSE.2
<b>Functions: Building Functions</b>	<u>Build new functions from existing functions:</u> F.BF.4
<b>Functions: Trigonometric Functions</b>	<u>Extend the domain of trigonometric functions using the unit circle:</u> F.TF.3, F.TF.4 <u>Model periodic phenomena with trigonometric functions:</u> F.TF.6, F.TF.7 <u>Prove and apply trigonometric identities:</u> F.TF.9
<b>Geometry: Similarity, Right Triangles, and Trigonometry</b>	<u>Apply trigonometry to general triangles:</u> G.SRT.10, G.SRT.11
<b>Numbers: The Complex Number System</b>	<u>Perform arithmetic operations with complex numbers:</u> N.CN.3 <u>Represent complex numbers and their operation on the complex plane:</u> N.CN.4, N.CN.5, N.CN.6
<ul style="list-style-type: none"> <li>● <i>Use inverse trigonometric functions to solve trigonometric equations</i></li> </ul>	
<ul style="list-style-type: none"> <li>● <i>Apply law of sines and law of cosines</i></li> </ul>	
<ul style="list-style-type: none"> <li>● <i>Verify and use trigonometric identities</i></li> </ul>	
<ul style="list-style-type: none"> <li>● <i>Calculate the distance between numbers in the complex plane</i></li> </ul>	
<ul style="list-style-type: none"> <li>● <i>Represent addition, subtraction, multiplication, and conjugation of complex numbers geometrically on the complex plane</i></li> </ul>	
<ul style="list-style-type: none"> <li>● <i>Represent complex numbers on the complex plane in rectangular and polar form</i></li> </ul>	

## Conic Sections

<b>Algebra: Reasoning with Equations and Inequalities</b>	<u>Solve systems of equations:</u> A.REI.7
<b>Algebra: Seeing Structure in Expressions</b>	<u>Interpret the structure of expressions:</u> A.SSE.2 <u>Write expression in equivalent forms to solve problems:</u> A.SSE.3
<b>Geometry: Expressing Geometric Properties with Equations</b>	<u>Translate between the geometric description and the equation for a conic section:</u> G.GPE.1, G.GPE.2, G.GPE.3
<ul style="list-style-type: none"> <li>● <i>Graph conic sections: Circles, parabolas, ellipses, hyperboles</i></li> </ul>	
<ul style="list-style-type: none"> <li>● <i>Transform conic sections</i></li> </ul>	
<ul style="list-style-type: none"> <li>● <i>Write equations of conic section: circles parabolas ellipses, hyperboles</i></li> </ul>	
<ul style="list-style-type: none"> <li>● <i>Derive the equations of ellipse and hyperbolas given foci and directrices</i></li> </ul>	

## Matrices

### Algebra: Creating Equations and Inequalities

Create equations and inequalities that describe numbers or relationships: A.CED.3

### Algebra: Reasoning with Equations and Inequalities

Solve systems of equations: A.REI.8, A.REI.9

### Numbers: Vector and Matrix Quantities

Represent and model with vector quantities: N.VM.1, N.VM.2, N.VM.3

Perform operations on vectors: N.VM.4, N.VM.5

Perform operations on matrices and use matrices in applications: N.VM.6, N.VM.7, N.VM.8, N.VM.9, N.VM.10, N.VM.11, N.VM.12

- *Recognize vector quantities as having both magnitude and direction*
- *Find the components of a vector*
- *Solve problems involving velocity and other quantities that can be represented by vectors*
- *Add and subtract vectors*
- *Multiply a vector by a scalar*
- *Use matrices to represent and manipulate data*
- *Multiply matrices by scalars to produce new matrices*
- *Add, subtract, and multiply matrices of appropriate dimensions*

## Data Analysis and Probability

<b>Numbers: Quantities</b>	<u>Reason quantitatively and use units to solve problems:</u> N.Q.2
<b>Statistics and Probability: Making Inferences and Justifying Conclusions</b>	<u>Understand and evaluate random processes underlying statistical experiments:</u> S.IC.1, S.IC.2 <u>Make inferences and justify conclusions from sample survey, experiments, and observational studies:</u> S.IC.3, S.IC.4, S.IC.5, S.IC.6
<b>Statistics and Probability: Interpreting Categorical and Quantitative Data</b>	<u>Summarize, represent, and interpret data on a single count or measurement variable:</u> S.ID.2, S.ID.4
<b>Statistics and Probability: Conditional Probability and the Rules of Probability</b>	<u>Understand independence and conditional probability and use them to interpret data</u> S.CP.1, S.CP.2, S.CP.3, S.CP.4, S.CP.5 <u>Use the rules of probability to compute probabilities of compound events in a uniform probability model:</u> S.CP.6, S.CP.7, S.CP.8, S.CP.9
<b>Statistics and Probability: Using Probability to Make Decisions</b>	<u>Calculate expected values and use them to solve problems:</u> S.MD.1, S.MD.2, S.MD.3, S.MD.4 <u>Use probability to evaluate outcomes of decisions:</u> S.MD.5, S.MD.6, S.MD.7
	<ul style="list-style-type: none"> <li>● <i>Find probabilities of independent and dependent events</i></li> <li>● <i>Use conditional relative frequencies to find conditional probabilities</i></li> <li>● <i>Use the formulas for the number of permutations and the number of combinations</i></li> <li>● <i>Use combinations and the binomial theorem to expand binomials</i></li> <li>● <i>Construct and interpret probability distributions and binomial distributions.</i></li> <li>● <i>Calculate probabilities using normal distributions</i></li> <li>● <i>Use z-scores and the standard normal table to find probabilities</i></li> <li>● <i>Analyze methods of collecting data, and recognize bias in survey questions</i></li> <li>● <i>Approximate margins of error for samples</i></li> </ul>

## Data Analysis and Probability

- *Resample data using a simulation to analyze a hypothesis*

# Pre-Calculus

## Functions

F.BF.1, F.BF.4, F.BF.5

- *Perform operations with functions: add, subtract, composition*
- *Find inverses of functions*
  - *To include domain restrictions when needed*
- *Verify inverses through composition*
- *Use a graph or table to find values of an inverse*
- *Use the inverse relationship between exponentials and logarithms to solve problems*

## Polynomials

A.APR.1, N.CN.9, F.IF.4

- *Use long and or synthetic division to factor polynomials of degree three or higher*
- *Use algebraic methods to find all real and imaginary zeros of polynomials degree three or higher*
- *Graph polynomials of degree three or higher and identify key features*
  - *Intercepts, increasing/decreasing intervals, positive/negative intervals, end behavior, relative max/min*

## Rational Functions

F.IF.5, F.IF.7

- *Graph function and show key features*
  - *Linear, Quadratic, Square and Cube root, Piece to include and step and absolute value, Polynomial functions, Rational functions, Exponential functions, Logarithmic functions*
- *Find domain and range of a function*

## Exponential and Logarithmic Relationships

F.IF.5

- *Use properties of logarithms to simplify and expand logarithms*
- *Use a variety of algebraic methods to solve logarithmic and exponential equations; include restrictions in the solutions.*

## Sequence and Series

F.BF.2, A.SSE.4

- *Write arithmetic sequences recursively*
- *Write arithmetic sequences explicitly*
- *Write geometric sequences recursively*
- *Write geometric sequences explicitly*
- *Model situations with sequences*
- *Use summation notation to write finite and infinite series*
- *Use summation notation to evaluate finite and infinite series*

## Unit Circle and Right/Non-Right Triangle Trigonometry

G.SRT.8, G.SRT.11, F.TF.1, F.TF.2, F.TF.3, F.TF.7

- *Solve right triangles us Pythagorean Theorem and trigonometry ratios*
- *Solve non-right triangles using Law of Sines and/or Law of Cosines*
- *Convert between radians, degrees, and degree/minute/second*
- *Extend the domain of trig functions using the unit circle*
- *Evaluate all six trig functions for exact values*
- *Use inverse trig functions to solve trigonometric equations*

## Graphs of Trigonometric Functions

F.BF.3, F.TF.6, F.TF.5

- *Graph the six trigonometric functions and their transformations*
- *Graph the inverses of trigonometric functions*
- *Model periodic phenomena with trigonometric functions*

## Trigonometric Identities

F.TF.8, F.TF.9

- *Prove and apply the Pythagorean Identities*
- *Prove and apply the addition and subtraction formulas*
- *Prove and apply the double and half-angle identities*
- *Use identities to solve trigonometric equations*
- *Graph linear inequalities*

## Other Coordinate Systems

N.VM1, N.VM.2, N.VM3, N.VM.4, N.VM.5, N.CN.4

- *Recognize vector quantities have both magnitude and direction*
- *Represent vectors with directed line segments*
- *Use appropriate symbols for vectors and their magnitudes*
- *Find the components of a vector*
- *Solve problems that can be represented by vectors*
- *Add and subtract vectors*
- *Multiply a vector by a scalar*
- *Graph parametric functions with and without technology*
- *Graph ordered pairs in polar*
- *Graph Polar Functions*
- *Represent complex numbers on the complex plane*

# Calculus

(Currently Incomplete)

(Currently Incomplete)	
•	
•	
•	
•	
•	

# Statistics

## Introduction to Statistics

Introduction to Statistics	
<ul style="list-style-type: none"><li>• <i>Distinguish between population and a sample and between a parameter and a statistic</i></li></ul>	
<ul style="list-style-type: none"><li>• <i>Distinguish between descriptive statistics and inferential statistics</i></li></ul>	
<ul style="list-style-type: none"><li>• <i>Distinguish between qualitative data and quantitative data</i></li></ul>	
<ul style="list-style-type: none"><li>• <i>Design a statistical study and how to distinguish between an observational study and an experiment</i></li></ul>	
<ul style="list-style-type: none"><li>• <i>Collect data by using a survey or a simulation</i></li></ul>	
<ul style="list-style-type: none"><li>• <i>Design an experiment</i></li></ul>	
<ul style="list-style-type: none"><li>• <i>Create a sample using random sampling, simple random sampling, stratified sampling, cluster sampling, and systematic sampling and how to identify a biased sample</i></li></ul>	

## Descriptive Statistics

<ul style="list-style-type: none"> <li>• <i>Construct a frequency distribution, including limits, midpoints, relative frequencies, cumulative frequencies, and boundaries</i></li> </ul>	
<ul style="list-style-type: none"> <li>• <i>Construct frequency histograms, frequency polygons, relative frequency histograms, and ogives</i></li> </ul>	
<ul style="list-style-type: none"> <li>• <i>Graph and interpret quantitative data sets using stem and leaf plots and dot plots</i></li> </ul>	
<ul style="list-style-type: none"> <li>• <i>Graph and interpret qualitative data sets using pie charts</i></li> </ul>	
<ul style="list-style-type: none"> <li>• <i>Graph and interpret paired data sets using scatter plots and time series charts</i></li> </ul>	
<ul style="list-style-type: none"> <li>• <i>Find the mean, median, and mode of a population and of a sample</i></li> </ul>	
<ul style="list-style-type: none"> <li>• <i>Find a weighted mean of a data set, and how to estimate the sample mean of grouped data</i></li> </ul>	
<ul style="list-style-type: none"> <li>• <i>Describe the shape of a distribution as symmetric, uniform, or skewed, and how to compare the mean and median for each</i></li> </ul>	
<ul style="list-style-type: none"> <li>• <i>Find the range of a data set</i></li> </ul>	
<ul style="list-style-type: none"> <li>• <i>Find the variance and standard deviation of a population and of a sample</i></li> </ul>	
<ul style="list-style-type: none"> <li>• <i>Use the Empirical Rule and Chebychev's Theorem to interpret standard deviation</i></li> </ul>	
<ul style="list-style-type: none"> <li>• <i>Estimate the sample standard deviation for grouped data</i></li> </ul>	
<ul style="list-style-type: none"> <li>• <i>Use the coefficient of variation to compare variation to different data sets</i></li> </ul>	
<ul style="list-style-type: none"> <li>• <i>Find the first, second, and third quartiles of a data set, how to find the interquartile range of a data set, and how to represent a data set graphically using a box and whisker plot</i></li> </ul>	
<ul style="list-style-type: none"> <li>• <i>Interpret other fractiles such as percentiles, and how to find percentiles for a specific data entry</i></li> </ul>	
<ul style="list-style-type: none"> <li>• <i>Find and interpret the standard score (z-score)</i></li> </ul>	

# Probability

• <i>Identify the sample space of a probability experiment and how to identify simple events</i>	
• <i>Use the Fundamental Counting Principle to find the number of ways two or more events can occur</i>	
• <i>Distinguish among classical probability, empirical probability, and subjective probability</i>	
• <i>Find the probability of the complement of an event</i>	
• <i>Use the tree diagram and the FUndamental Counting Principle to find probabilities</i>	
• <i>Find the probability of an event given that another event has occurred</i>	
• <i>Distinguish between independent and dependent events</i>	
• <i>Use the Multiplication Rule to find the probability of two or more events occurring in sequence and to find conditional probabilities</i>	
• <i>Determine whether two events are mutually exclusive</i>	
• <i>Use the Addition Rule to find the probability of two events</i>	
• <i>Find the number of ways a group of objects can be arranged in order</i>	
• <i>Find the number of ways to choose several objects from a group without regard to order</i>	
• <i>Use counting principles to find probabilities</i>	

## Discrete Probability Distributions

<ul style="list-style-type: none"><li>• <i>Distinguish between discrete random variables and continuous random variables</i></li></ul>	
<ul style="list-style-type: none"><li>• <i>Construct and graph a discrete probability distribution and how to determine whether a distribution is a probability distribution</i></li></ul>	
<ul style="list-style-type: none"><li>• <i>Find the mean, variance, and standard deviation of a discrete probability distribution</i></li></ul>	
<ul style="list-style-type: none"><li>• <i>Find the expected value of a discrete probability distribution</i></li></ul>	
<ul style="list-style-type: none"><li>• <i>Determine whether a probability experiment is a binomial experiment</i></li></ul>	
<ul style="list-style-type: none"><li>• <i>Find binomial probabilities using the binomial probability formula</i></li></ul>	
<ul style="list-style-type: none"><li>• <i>Find binomial probabilities using technology, formulas, and a binomial probability table</i></li></ul>	
<ul style="list-style-type: none"><li>• <i>Construct and graph a binomial distribution</i></li></ul>	
<ul style="list-style-type: none"><li>• <i>Find the mean, variance, and standard deviation of a binomial probability distribution</i></li></ul>	
<ul style="list-style-type: none"><li>• <i>Find probabilities using the geometric distribution</i></li></ul>	
<ul style="list-style-type: none"><li>• <i>Find probabilities using the Poisson distribution</i></li></ul>	

## Normal Probability Distributions

<ul style="list-style-type: none"> <li>• Interpret graphs of normal probability distributions</li> </ul>	
<ul style="list-style-type: none"> <li>• Find areas under the standard normal curve</li> </ul>	
<ul style="list-style-type: none"> <li>• Find probabilities for normally distributed variable using a table and using technology</li> </ul>	
<ul style="list-style-type: none"> <li>• Find a z-score given the area under the normal curve</li> </ul>	
<ul style="list-style-type: none"> <li>• Transform a z-score to an x-value</li> </ul>	
<ul style="list-style-type: none"> <li>• Find a specific data value of a normal distribution given the probability</li> </ul>	
<ul style="list-style-type: none"> <li>• Find sampling distributions and verify their properties</li> </ul>	
<ul style="list-style-type: none"> <li>• Interpret the Central Limit Theorem</li> </ul>	
<ul style="list-style-type: none"> <li>• Apply the Central Limit Theorem to find the probability of a sample mean</li> </ul>	
<ul style="list-style-type: none"> <li>• Determine when a normal distribution can approximate a binomial distribution</li> </ul>	
<ul style="list-style-type: none"> <li>• Find the continuity correction</li> </ul>	
<ul style="list-style-type: none"> <li>• Use a normal distribution to approximate binomial probabilities</li> </ul>	

## Confidence Intervals

<ul style="list-style-type: none"> <li>• Find a point estimate and a margin of error</li> </ul>	
<ul style="list-style-type: none"> <li>• Construct and interpret confidence intervals for a population mean when <math>\sigma</math> (standard deviation) is known</li> </ul>	

## Confidence Intervals

<ul style="list-style-type: none"><li>• <i>Determine the minimum sample size required when estimating a population mean</i></li></ul>	
<ul style="list-style-type: none"><li>• <i>Interpret the t-distribution and use a t-distribution table</i></li></ul>	
<ul style="list-style-type: none"><li>• <i>Construct and interpret confidence intervals for a population mean when <math>\sigma</math> (standard deviation) is not known</i></li></ul>	
<ul style="list-style-type: none"><li>• <i>Find a point estimate for a population proportion</i></li></ul>	
<ul style="list-style-type: none"><li>• <i>Construct and interpret confidence intervals for a population proportion</i></li></ul>	
<ul style="list-style-type: none"><li>• <i>Determine the minimum sample size required when estimating a population proportion</i></li></ul>	
<ul style="list-style-type: none"><li>• <i>Interpret the chi-square distribution and use a chi-square distribution table</i></li></ul>	
<ul style="list-style-type: none"><li>• <i>Construct and interpret confidence intervals for a population variance and standard deviation</i></li></ul>	

## Hypothesis Testing with One Sample

<ul style="list-style-type: none"> <li>● <i>State a null hypothesis and an alternative hypothesis</i></li> </ul>	
<ul style="list-style-type: none"> <li>● <i>Identify type I and type II errors and interpret the level of significance</i></li> </ul>	
<ul style="list-style-type: none"> <li>● <i>Know whether to use a one-tailed or two-tailed statistical test and find a P-value</i></li> </ul>	
<ul style="list-style-type: none"> <li>● <i>Make and interpret a decision based on the results of a statistical test</i></li> </ul>	
<ul style="list-style-type: none"> <li>● <i>Write a claim for a hypothesis test</i></li> </ul>	
<ul style="list-style-type: none"> <li>● <i>Find and interpret P-values</i></li> </ul>	
<ul style="list-style-type: none"> <li>● <i>Use P-values for a z-test for a mean <math>\mu</math> when standard deviation <math>\sigma</math> is known</i></li> </ul>	
<ul style="list-style-type: none"> <li>● <i>Find critical values and rejection regions in the standard normal distribution</i></li> </ul>	
<ul style="list-style-type: none"> <li>● <i>Use rejection regions for a z-test for a mean <math>\mu</math> when standard deviation <math>\sigma</math> is known</i></li> </ul>	
<ul style="list-style-type: none"> <li>● <i>Find critical values in a t-distribution</i></li> </ul>	
<ul style="list-style-type: none"> <li>● <i>Use the t-test to test a mean <math>\mu</math> when standard deviation <math>\sigma</math> is not known</i></li> </ul>	
<ul style="list-style-type: none"> <li>● <i>Use technology to find P-values and use them with a t-test to test a mean <math>\mu</math> when <math>\sigma</math> is not known</i></li> </ul>	
<ul style="list-style-type: none"> <li>● <i>Use the z-test to test a population proportion <math>p</math></i></li> </ul>	
<ul style="list-style-type: none"> <li>● <i>Find critical values for a chi-square test</i></li> </ul>	
<ul style="list-style-type: none"> <li>● <i>Use the chi-square test to test a variance <math>\sigma^2</math> or a standard deviation <math>\sigma</math></i></li> </ul>	

## Hypothesis Testing with Two Samples

<ul style="list-style-type: none"><li>• Determine whether two samples are independent or dependent</li></ul>	
<ul style="list-style-type: none"><li>• Perform a two-sample z-test for the difference between two means <math>\mu_1</math> and <math>\mu_2</math> using independent samples with <math>\sigma_1</math> and <math>\sigma_2</math> known</li></ul>	
<ul style="list-style-type: none"><li>• Perform a t-test to test the mean of the differences for a population of paired data</li></ul>	
<ul style="list-style-type: none"><li>• Perform a two-sample z-test for the difference between two population proportions <math>p_1</math> and <math>p_2</math></li></ul>	

## Correlation and Regression

• <i>Find a correlation coefficient</i>	
• <i>Test a population correlation coefficient <math>\rho</math> using a table</i>	
• <i>Perform a hypothesis test for a population correlation coefficient <math>\rho</math></i>	
• <i>Distinguish between correlation and causation</i>	
• <i>Find the equation of a regression line</i>	
• <i>Predict <math>y</math>-values using a regression equation</i>	
• <i>Interpret the three types of variation about a regression line</i>	
• <i>Find and interpret the coefficient of determination</i>	
• <i>Find and interpret the standard error of estimate for a regression line</i>	
• <i>Construct and interpret a prediction interval for <math>y</math></i>	
• <i>Use technology to find and interpret a multiple regression equation, the standard error estimate, and the coefficient of determination</i>	
• <i>Use a multiple regression equation to predict <math>y</math>-values</i>	

## Chi-Square Tests and the F-Distribution

• Use the chi-square distribution to test whether a frequency distribution fits an expected distribution	
• Use a contingency table to find expected frequencies	
• Use a chi-square distribution to test whether two variables are independent	
• Interpret the F-distribution and use an F-table to find critical values	
• Perform a two-sample F-test to compare two variances	
• Use one-way analysis of variance to test claims involving three or more means	

# Appendices

## Activities/Athletics Report for School Board

**January 2025**

### **Title VI Indian Education**

Planning our Title VI Indian Education Cultural and Future planning trip for February 12-Feb 15.

### **MMS Wrestling**

MMS Wrestling is underway! We have 16 student-athletes participating and they are doing well. They will be heading to the Stikine Tournament this year hosted by Wrangell Jan 24-25, 2025. We are looking to do a 1-day wrestling dual with Wrangell on Feb 1, 2025, in the morning. Stay tuned for details.

### **PHS Basketball & Cheer**

Underway! We have hosted Sitka Boys, Wrangell, and our Varsity Tourney, and are looking to host a few JV teams this week. Senior Parent and Senior Recognition evening is on Saturday, Feb 8, 2025.

Our numbers for all our winter activities are up above last year's numbers!

### **ASAA Calendar Change**

ASAA has made an update to the 2025-2026 Calendar of Events. The 2026 State Basketball Tournament will take place on March 12-14, 2026. This is an adjustment to the previous draft dates of March 19-22, 2026.

**\*Season Schedules are available online at [www.pcsd.us](http://www.pcsd.us) Activities & Athletics page.**

### **NIAAA Meeting**

Thank you to Superintendent Taylor for allowing me some professional development with the National Interscholastic Athletic Administrators Association. I was able to attend this year's meeting and it was great. Very heavy on Mental Wellness for Students and Athletic Administrators.

I am currently on the NIAAA Coaches Education Committee working directly with the NFHS and the NFHS Learn Team. We are offering numerous courses that are all Cognia Accredited.

SALT Team - Student Activities Leadership Team: The PLAN - obtain 2 students who are in a specific activity that are nominated by their coach and lead them through a curriculum that works on building leadership. The hope is that it flows to all programs and builds a united culture.

Some Topics:

How Do Leaders Communicate? How Do Leaders Build the Integrity Muscle? What is the Attitude of a Leader? How Do Leaders Give "Relentless Effort"? How Do Leaders Serve Their Teammates? What Does it Mean to Lead a Team First? How Do You Build Relationships? How do Leaders Build Confidence? How Do Leaders Build Championship Work Ethic? How Do Leaders Practice Championship Accountability?

## **PHS & MMS GEAR**

Get Viking Gear at the Viking Store online. The link can be found on any of the PHS & MMS Activities & Athletics web pages. New items have been added to the Petersburg Viking Store.

## **BENEFITS OF EDUCATION-BASED ACTIVITIES**

*A few credible facts about the benefits of student activities from Performing Arts to Athletics that the National Federation of High School State Associations is publishing. The governing body of all high school activities.*

### *COST-BENEFIT*

*At a cost of only one to 5 percent (or less in many cases) of an overall school's budget, school activity programs are one of today's best bargains. It is in these vital programs – sports, music, speech, theatre, art—where young people learn lifelong lessons that complement the academic lessons taught in the classroom. From a cost standpoint, activity programs are an exceptional bargain when matched against the overall school district's education budget.*

- *Activities Support the Academic Mission of Schools. They are not a diversion, but rather an extension of a good educational program. Students who participate in activity programs tend to have higher grade-point averages, better attendance records, lower dropout rates, and fewer discipline problems than students generally.*
- *Activities are Inherently Educational. Activity programs provide valuable lessons and skills for practical situations – like teamwork, fair play, and hard work. Through participation in activity programs, students learn self-discipline, build self-confidence, and develop skills to handle competitive situations. These are qualities students need if they are to become responsible adults, productive citizens, and skilled professionals.*
- *Activities Promote Health and Well-being. Mental and physical health is improved through activities. Self-concept, self-image, physical activity, and weight management are a few of these health benefits realized through activity participation.*
- *Activities Foster Success in Later Life. Participation in high school activities is often a predictor of later success – in college, a career, and becoming a contributing healthy member of society.*

# Maintenance and Facilities Update 1/21/25

## STAFFING UPDATE:

We are fully staffed and on a roll..... We just recently hired 2 new custodians for the High School and Middle School.





1. Wyatt King: Full time year around night time custodian for the High School.
2. Steven Lyons: Full time year around night time custodian for the Middle School.

These two gentlemen will also help us out over the summer time with deep cleaning schedules.

## CIP UPDATES:

1. LCG has submitted 100% drawings and cost estimates for the Roof Replacement and HS Office Remodel. We are currently waiting for DEED to review the recent submittals, once approved we will then submit documents to go out for bid.

Please see attachments.

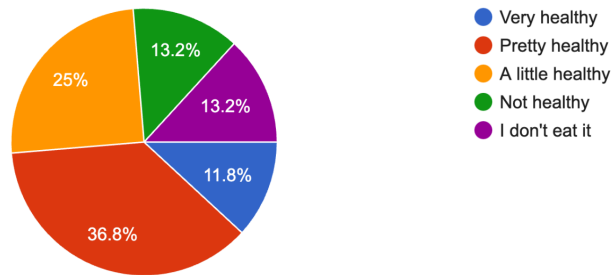
- a.  100% DRAWINGS - ADMIN.pdf
  - i.  100% DRAWINGS - ADMIN.pdf
- b.  100% DRAWINGS - REROOF.pdf
  - i.  Petersburg HS-Mitkof MS Roof Replacement, 100%.pdf

# January 2024- Food Service Board Report - Director Johnson McIntosh

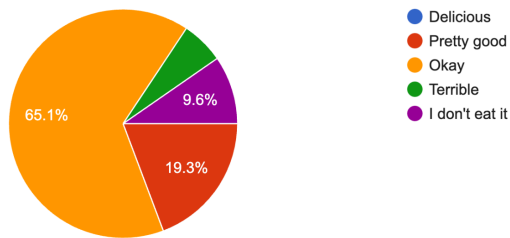
## Food Service:

- Student Lead Highschool Survey
  - Expressed needing more time for both lunch and breakfast
  - Expressed wanting more condiments at lunch
  - Ideas provided for new meals
  - Breakfast responses

In general, how healthy do you think the cafeteria food is? Mark one.  
76 responses



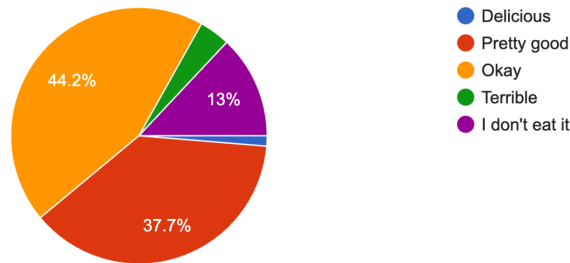
In general, how would you rate the taste of the cafeteria food? Mark one.  
83 responses



- Lunch Responses

In general, how would you rate the taste of the cafeteria food? Mark one.

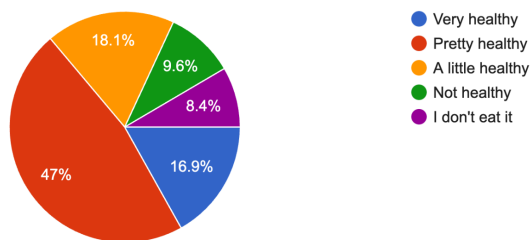
77 responses



○

In general, how healthy do you think the cafeteria food is? Mark one.

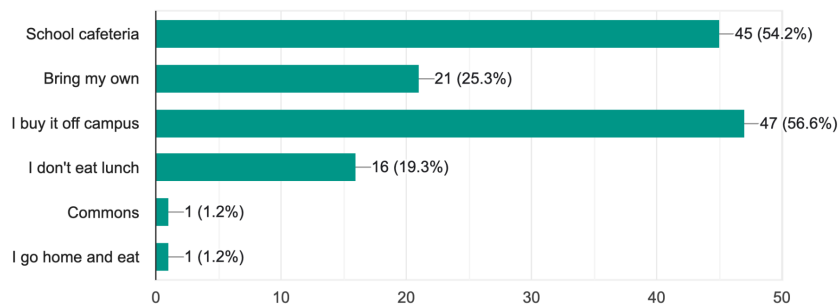
83 responses



○ Where Highschoolers get meals

Where do you normally get lunch on school days? Mark all that apply.

83 responses



○

- July 21-26 Site Visit
  - Boise State with Project Scales 4 Representatives
  - LunchAssist 1 Representative
  - USDA 2-4 representatives
  - Details will be provided as we progress. Will include Farragut Farm visit, tentative OBI, Fishing Vessel, AML, Summer Food Program and School Garden. If interested in being a part of this please contact Carlee.
- Kacey Hammer new hire
- 2024–2025 National School Foods Study- Target week March 17-21
  - Preparing items now
- Month of November Meals December in edit status still.

- Breakfast - 3,613
- Lunch - 4,141
- Afterschool Meal - 475
- Carlee was invited to Maine Fish to School conference- however, conflicts with other commitments
- Carlee and Alex are invited to the National Farm to Cafeteria- First week of June in Albuquerque NM- Conflicts with end of school close out. Mostlikely will be unable to attend

#### Wellness Team:

- America's healthiest schools
- Next Meeting January 15th 2025

#### Migrant Education

- Fall enrollment complete! 104 students
- Course History Report Due January 2025
- Family surveys for needs sent out and received. First distribution of gear complete
- Family night January 30th

#### Grants Updates:

- Project Scales- SY24-SY25
  - Washington Beef Procurement- thin slice high quality within 20 miles of the doc.
  - Milk- Smith's Brothers milk in Washington has been arriving with higher quality and freshness and the add bonus of almost \$10 a case less then previous supplier.
- Healthy Meals Initiative Grant
  - Spend down in process to close grant
    - PD Alex and Carlee
      - Enrolled in Alaska Native Nutrition Studies at UAA
    - Winter, Carlee and Kacey completed ServSafe- 8 hour course with exam
    - Garden materials will be ordered soon
- Recipient of Bulk Milk Machine Chef Ann Foundation
  - **One 2-valve dispenser Bulk Milk Grant Package for Rae C Stedman- Machine is here- waiting on processor for the milk bags**
- DEED Breakfast expansion grant- \$42,521.93 - All funds encumbered
  - Vending Machine- Healthier items are priced lower than other items. All items meet USDA Smart Snack Regulations
  - Bring your Special Person to Breakfast - Adults attending will receive a breakfast this day paid for by this grant
    - Someone Special Breakfast, Gifted Nutrition Themes books to 90 participants over the 2 days.

- Special Breakfast Day 1 17 Adults
- Special Breakfast Day 1 3 Students
- Special Breakfast Day 2 29 Adults
- Special Breakfast Day 2 3 Students
- Local Food For Schools- All money spent
  - Projected new amount of DEED Alaska applies.

**Special Education Report:**

SLP and OT had a successful visit  
PT and Psychologist are coming soon.

The Inclusive/Accessible Playground at Elementary is in the starting phase with designs. This is funded by the Hurst grant to increase spaces for all students to participate and develop essential relationships through play.

**District Test Coordinator Report:**

Winter MAP in final stages

## **BP 5040 STUDENT NUTRITION AND PHYSICAL ACTIVITY**

Note: This policy is intended to provide a framework for developing a legally compliant wellness policy. The policy adopted by your school board must be developed with the involvement of the identified advisory group discussed in Section A.

The School Board recognizes that schools are in a position to promote healthy lifestyle choices by students that can affect their lifelong wellness. Therefore the School District will provide environments that promote and protect children's health, well-being, and ability to learn by supporting healthy eating and physical activity.

Schools will provide nutrition promotion and education, physical education, and other school-based activities to foster lifelong habits of healthy eating and physical activity, and will establish linkages between nutrition education and school meals.

*(cf. 1020 - Youth Services)*

### **A. Planning and Periodic Review by Stakeholders**

The school district and/or individual schools within the district will create or work with an appropriate existing advisory group, the wellness committee, that will assist in developing, implementing, monitoring, reviewing and, as necessary, revising school nutrition and physical activity goals. The Wellness Committee should be composed of students, parents, food service personnel, school board, school administration, (*teachers, health professionals*) and other interested community members. The Wellness Committee should be provided with appropriate information and clear guidelines to assist in the development and/or revision of relevant policies. The district will promote opportunities to participate in the Wellness Committee at least once a year through parent and stakeholder communication which may include: newsletters, public announcements, web-postings, parent communication, etc.

The school district will provide the Wellness Committee with appropriate information and clear guidelines to assist in the development and/or revision of relevant policies on nutrition and physical activity goals. Goals will be based on available scientific evidence for improving school nutrition and physical activity programs from agencies such as the Centers for Disease Control (CDC), U.S. Department of Agriculture (USDA), Society for Health and Physical Educators (SHAPE) and National Association for Sport and Physical Education (NASPE). Goals and policy and description of the plan for measuring the implementation of (b) this policy will be presented to the Board starting with the presentation of goals within six (6) months of the passage of this policy and continuing annually thereafter.

(cf. 1000 - Concepts and Roles)

## **B. Nutrition**

All foods available in district schools during the school day shall be offered to students with consideration for promoting student health and ~~reducing childhood obesity~~ **lifelong healthy habits**.

All foods and beverages provided through the National School Lunch or School Breakfast Programs and **After School Meal Programs shall** meet nutritional requirements of the National School Lunch Act. ([7 C.F.R. Parts 210](#) and [220](#)).

To the maximum extent practicable, all schools in the district will participate in available federal school meal programs. The school district sees the value of universal breakfast and will cover the cost of all students to eat breakfast.

All other foods and beverages made available on campus (including, but not limited to vending, concessions, a la carte, student stores, classroom parties, and fundraising) during the school day, between the hours of 12:00 AM and 30 minutes after the conclusion of the instructional day, shall meet nutritional requirements of the National School Lunch Act and Nutrition Guidelines for All Foods Sold in Schools also known as Smart Snacks in School (Federal Register/Vol. 78, No. 125) See attached document. For the purpose of this policy, the school campus is defined as all property under the jurisdiction of the school district that is accessible to students.

Schools will provide students with access to a variety of affordable, nutritious and appealing foods that meet the health and nutrition needs of students; will accommodate, as much as possible, the religious, ethnic, and cultural diversity of the student body in meal planning; and will provide, clean, safe, and pleasant settings for students to eat. Schools will provide adequate time for students to enjoy eating healthy foods with friends in school; a minimum of 20 minutes of eating time, after being served, for lunch and 10 minutes for breakfast.

Traditional cultural foods may be exempted from the nutritional requirements when offered free of charge and for educational purposes. Traditional cultural foods offered for sale or as a part of the school breakfast or lunch program must meet nutritional requirements.

Foods and beverages will not be offered as reward for students' performance or behavior unless a waiver has been applied for and approved.

Schools will provide free potable water in the place where meals are served and elsewhere throughout the school buildings.

When practicable, Alaska farm and fish products will be utilized in meals and snacks.

Schools will encourage all students to participate in federal school meal programs and protect the identity of students who eat free and reduced priced meals.

Schools will encourage all students to eat healthy and nutritious meals within the school dining environment and will, to the extent practicable, involve students in menu planning.

To the extent practicable, schools will schedule lunch as close to the middle of the school day as possible. Schools are encouraged to provide opportunities for mid-morning or mid-afternoon healthy snack breaks.

Schools will limit food and beverage marketing on campus to the promotion of foods and beverages that meet the National School Lunch Act, Nutritional Guidelines for All Foods Sold in Schools. In Elementary, each classroom can schedule one day per month for celebration, parties or activities that involve food as part of a celebration or educational process. High School and Middle school will be allowed one day per month per school. All other food offered outside the designated day must meet smart snack compliance.

Schools will provide age-appropriate nutrition education as part of the health and physical education curricula that respects the cultural practices of students, is integrated into core subjects, and provides opportunities for students to practice skills and apply knowledge both inside and outside the school setting. The District will seek to provide evidence-based nutrition education curricula that foster lifelong healthy eating behaviors integrated into comprehensive school health education.

**To the extent practicable:**

- (a) Students in grades pre-K-12 shall receive nutrition education that teaches the skills needed to adopt lifelong healthy eating behaviors that may include resources and materials from the USDA, Food and Nutrition Services, Team Nutrition.
- (b) Classroom nutrition education shall be reinforced in the school dining room or cafeteria setting as well as in the classroom, with coordination among the nutrition service staff, administrators and teachers.
- (c) Students shall receive consistent nutrition messages from schools and the district. This includes in classrooms, cafeterias, outreach programs and other school-based activities.
- (d) Nutrition education shall be taught by a certified/licensed health education teacher.

(e) Schools will strive to establish or support an instructional garden within nutrition education and the core curriculum that provides students with experiences in planting, harvesting, preparing, serving and tasting.

(f) Schools will make available to students information on the caloric, sodium and other nutritional content (such as fat, nutrients, and sugars) of foods and beverages available for purchase at school.

*(cf. 0210 - Goals for Student Learning)*

*(cf. 3550 - Food Service)*

*(cf. 3551 - Food Service Operations)*

*(cf. 3552 - Regular Lunch Program)*

*(cf. 3553 - Free and Reduced Price Meals)*

*(cf. 3554 - Other Food Sales)*

*(cf. 6163.4 - School Gardens, Greenhouses, and Farms)*

NOTE: **Federal law** requirements for Local Wellness Policies state that districts **MUST** have physical activity goals. **Alaska State law [AS14.30.360](#)** (amended in 2016 by Senate Bill 200 'Mandatory Physical Activity in Schools') states that school districts shall establish guidelines for schools to provide opportunities during each full school day for students in grades K-8 for a minimum of 54 minutes of daily physical activity. These requirements cannot be met using **Section C: Physical Education** and **Section D: Physical Activity**.

### **C. Physical Education**

Physical education will be closely coordinated with the overall school health program, especially health education, so that students thoroughly understand the benefits of being physically active and master the self-management skills needed to stay active for a lifetime.

To the extent practicable, all elementary students will be provided at least the National Association for Sport and Physical Education (NASPE) recommendation of 150 minutes of physical education per week for the entire school year.

To the extent practicable, middle and high school students shall be provided at least the National Association for Sport and Physical Education (NASPE) recommendation of 225 minutes of physical education per week for the entire school year.

All students in grades kindergarten through eight will be required to participate in physical education for all years of enrollment in school. All high school students shall be required to participate in physical education for one full year. Physical education shall be exclusive of health education and shall be available for all four years of high school.

At least 50% of physical education class time should be spent in moderate to vigorous physical activity.

The district will adopt a physical education curriculum that aligns with the Alaska State Standards for Physical Education for grades K-12, with grade level benchmarks. The curriculum shall be reviewed in accordance with **the** regular curriculum review and adoption schedule of the District.

Student achievement shall be based on physical education standards, and a written physical education grade shall be reported for students according to the grading schedule of the District. Physical education classes shall have a pupil-teacher ratio comparable to that in the core classes. Waivers, exemptions, substitutions, and/or pass-fail options for physical education are prohibited for freshmen physical education students. Accommodations will be made for those with medical, cultural, or religious considerations.

To the extent practicable, physical education shall be taught by a certified/endorsed physical education teacher.

Physical education equipment shall be age-appropriate, inviting, and available in sufficient quantities for all students to be able to participate. Equipment shall be inspected regularly for safety and replaced when needed.

**NOTE: Federal law** requirements for Local Wellness Policies state that districts **MUST** have physical activity goals. **Alaska State law [AS14.30.360](#)** (amended in 2016 by Senate Bill 200 'Mandatory Physical Activity in Schools') states that school districts shall establish guidelines for schools to provide opportunities during each full school day for students in grades K-8 for a minimum of 54 minutes of daily physical activity. These requirements cannot be met using **Section C: Physical Education** and **Section D: Physical Activity**.

#### **D. Physical Activity**

All students in grades kindergarten through eight shall be provided opportunities for **of** daily physical activity for each full school day. Physical activity minutes may be accumulated throughout the school day and may include minutes spent in moderate to vigorous activity in physical education classes, recess, and classroom based physical activity.

Whenever possible, all students shall be given opportunities for physical activity through a range of programs including, but not limited to, intramurals, interscholastic athletics and physical activity clubs.

Elementary ~~and middle school~~ students shall be provided with at least 20 minutes each day of recess. **To the extent practicable, the middle school should be offered 20 minutes of activity in physical education.** When practicable, recess shall be scheduled before lunch periods, take place outdoors, and include structured, active recess options. Classroom based physical activity is encouraged but will not replace recess.

Administrative regulations shall be developed to ensure that physical activity opportunities are provided in accordance with [Alaska State Law 14.30.360](#) (amended in 2016 by Senate Bill 200 'Mandatory Physical Activity in Schools')

Indoor and outdoor facilities shall be available so that physical activity is safe and not dependent on the weather. Physical activity equipment shall be age-appropriate, inviting, available in sufficient quantities for all students to be active. Equipment shall be inspected regularly for safety and replaced when needed.

Using physical activity as punishment or withholding physical activity/physical education time for behavior management is strongly discouraged and shall be prohibited to complete class work.

The district/school will promote strategies/events designed to generate interest in and support active transport to school (walking school busses, 'bicycle trains', Walk/Bike to School Day, Safe Routes to School Programs).

Schools are encouraged to negotiate mutually acceptable and fiscally responsible arrangements with community agencies and organizations to keep school spaces and facilities available to students, staff and community members before, during, and after the school day, on weekends, and during school vacations.

*(cf. 1330 - Community use of school facilities)*

#### **E. Communication with Parents**

The district/school will regularly, at least annually, inform and update the public, including students, parents, and the community, about the content of this policy.

*(cf. 6020 - Parent Involvement)*

#### **F. Monitoring, Compliance and Evaluation**

The superintendent or designee (s) as indicated in the annual policy notification will ensure compliance with this policy and accompanying administrative

regulations. A comprehensive assessment of implementation of the local wellness policy will be conducted, at a minimum every three years. Administrative regulations may be developed to ensure that information will be gathered to assist the Board and district in evaluating implementation of this policy and to ensure that necessary documentation is maintained in preparation for the triennial administrative review conducted by Child Nutrition Programs, Department of Education & Early Development. At a minimum, the district must retain records to document compliance with the local school wellness policy requirements including the written local school wellness policy; documentation demonstrating compliance with community involvement requirements (see Section A); documentation of the triennial assessment of the local school wellness policy; and documentation to demonstrate compliance with the annual public notification requirements.

The Superintendent or designee will designate one or more persons to be responsible for ensuring that each school within the district complies with this policy, and that school activities, including fundraisers and celebrations, are consistent with district nutrition and physical activity goals.

The School Board will receive an annual summary report on district-wide compliance with the established nutrition and physical activity policies, and the progress made in attaining the district nutrition and physical activity goals, based on input from the schools within the district. The report will also be distributed to advisory councils, parent/teacher organizations, school principals, and school health services personnel and will be made to the public. When new standards, rules, or regulations for nutrition and wellness are created, the Wellness Policy Committee will review and update the policy as needed for compliance.

*Legal Reference:*

ALASKA STATUTES

[03.20.100](#) *Farm-to-School program*

[14.30.360](#) *Curriculum*

UNITED STATES CODE

*Richard B. Russell National School Lunch Act, [42 U.S.C. 1751-1769j](#)*

*Child Nutrition Act of 1996, [42 U.S.C. 1771-1793](#)*

CODE OF FEDERAL REGULATIONS

*[7 C.F.R. Parts 210](#) and [220](#), *National School Lunch Program and Breakfast Program**

FEDERAL REGISTER

*Vol. 78, No. 125, Part II, Department of Agriculture*

*Revised 4/22*

**Petersburg City School District**

## AR 5121 GRADES/EVALUATION OF STUDENT ACHIEVEMENT

### Grades for Achievement

The High School grade point average (GPA) will include plus and minus grading on a student's transcript.

Grades for achievement in 6<sup>th</sup>- 12<sup>th</sup> grade and determination of Grade Point Average (GPA) are as follows:

	<b>Grade Points</b>
A Outstanding Achievement	4.0
A-	3.7
B+	3.4
B Above Average Achievement	3.0
B-	2.7
C+	2.4
C Average Achievement	2.0
C-	1.7
D+	1.4
D Below Average Achievement	1.0
D-	0.7
F Little or No Achievement	0
I Incomplete	0
NG No Grade	0

For students enrolled in Advanced Placement (AP) or International Baccalaureate (IB) classes, grade point average for these classes will be determined by the following:

	<b>Grade Points</b>
A Outstanding Achievement	5.0
A-	4.7
B+	4.4
B Above Average Achievement	4.0
B-	3.7
C+	3.4
C Average Achievement	3.0
C-	2.7

In order for students to receive the above grade points, they must be enrolled in an AP or IB course, and complete the course in good standing. The student's GPA that will be placed on their transcript will be based on a 5.00 scale for all AP and IB classes taken. Student transcripts will include both a weighted and non-weighted GPA.

In kindergarten through fifth grade, teachers shall use standards-based report cards to indicate the student's level of achievement and may also furnish examples of student work.

Whenever it becomes evident to a teacher that a student is in danger of failing a course, the teacher shall arrange a conference with the student's parent/guardian or send the parent/guardian a written report.

An incomplete is given only when a student's work is not finished because of illness or other excused absence. If not made up within two weeks after the end of the term, an incomplete will be assigned the grade that indicates the student's earned progress during that time.

Plus and minus signs will be used to indicate performance above or below the assigned letter grade.

Criteria for determining grades for achievement may include but are not limited to:

1. Preparation of assignments, including accuracy, legibility, and promptness.
2. Contribution to classroom discussions.
3. Demonstrated understanding of concepts in tests.
4. Application of skills and principles to new situations.
5. Organization and presentation of written and oral reports.
6. Originality and reasoning ability when working through problems.

### **Grades for Citizenship and Effort**

Grades for citizenship and effort may be reported each marking period as follows:

O Outstanding

S Satisfactory

N Needs Improvement

Criteria for determining grades for citizenship may include but are not limited to:

1. Student obeys rules.
2. Student respects public and personal property.
3. Student maintains courteous, cooperative relations with teachers and fellow students.
4. Student works without disturbing others.

Criteria for determining grades for effort may include but are not limited to:

1. Student takes responsibility for having necessary tools and materials.

2. Student shows interest and initiative.
3. Student goes to work immediately, and completes assignments.
4. Student uses free time resourcefully.

## **Honor Roll**

The high school shall post an Honor Roll. **All high school honor students shall be recognized annually.** All courses except Pass/Fail shall be counted in computing eligibility for the Honor Roll. To qualify for the Honor Roll, a student must receive no current grade below a C and have a grade point average of ~~3.3~~ **3.5** or better.

## **Pass/Fail Grading**

Students shall be graded Pass/Fail for study skills classes or classes in which they serve as student aides, unless predetermined goals and objectives related to specific subject knowledge are on file and have been approved by the principal or designee.

## **No Grade (NG)**

Students may be given a No Grade for a class that cannot be completed due to extenuating circumstances. No Grade designation results in zero grade points and requires approval from both the counselor and principal.

## **Repeated Classes**

With the approval of the principal or designee, a student may repeat a course in order to raise his/her grade. The student shall receive credit only for taking the course once.

The highest grade received will be the permanent grade on the student's transcript.

## **Withdrawal from Classes**

A student who drops a course during the first two weeks of the semester may do so without any entry on his/her permanent record card. A student who drops a course after the first two weeks of the semester shall receive a W/F grade on his/her permanent record, unless otherwise decided by the principal or designee because of extenuating circumstances.

## **Selection of the Alaska Scholars**

All students in the top 10% of the class, based on GPA, are eligible for the Alaska Scholars Program. This is only eligible for students attending one of the three campuses of the University of Alaska. At the close of their Junior (11th grade) year, the top 10% of students, based on non-weighted GPA, will be submitted to the Alaska Scholars Program. Beginning with the Class of 2019, weighed GPA will be used to determine the top 10%.

Date: June 10, 2015

Revised: March 7, 2023

**Petersburg City School District**

## **AR 5127 GRADUATION CEREMONIES AND ACTIVITIES**

### **Determination of Valedictorian, Salutatorian, and Historian**

For currently enrolled high school students, the selection of Valedictorian, Salutatorian, and Historian will be determined at the end of the 2nd semester of the graduating class's senior year. The selection for Valedictorian, Salutatorian, and Historian will be determined based on an unweighted grade point scale. The student with the highest GPA will be selected as Valedictorian. The student with the next highest GPA will be selected as the Salutatorian. The student with the next highest GPA will be selected as the Historian. GPA will be determined by PowerSchool, rounded to the ten-thousandths place (4 decimal points). If there is a tie in GPA, more than one Valedictorian, Salutatorian, or Historian will be selected. Students earning a modified diploma are not eligible for Valedictorian, Salutatorian, Historian or class ranking.

~~Determination of the Valedictorian, Salutatorian and Historian using a weighted grade point scale will begin with the Class of 2019.~~

~~Date: June 10, 2015~~

Date: December 17, 2024

**Petersburg City School District**

WORKSHEETS for the district policy committee:

DISCARD WHEN FINISHED

Community Relations

**Volunteer Assistance**

BP 1250

~~The wealth of experience available in the community is a resource that should be used in appropriate ways to enrich the educational program and strengthen our schools' relationships with homes, businesses, public agencies and private institutions. By their presence, volunteers also can make school environments safer and more closely supervised. The School Board recognizes that volunteer assistance in schools can enrich the educational program, increase supervision of students, and contribute to school safety while strengthening the schools' relationships with the community.~~ The School Board encourages parents/guardians and other members of the community to share their time, knowledge and abilities with our students.

The Superintendent or designee may authorize the use of volunteers. The Superintendent or designee shall establish regulations to protect the safety of both students and volunteers.

<p><u>Note: The following optional paragraph is offered for districts that wish to provide students the greatest possible protection, and should be revised or deleted based on the district's needs and ability to implement this policy.</u></p>
--

All persons who wish to perform more than \_\_\_\_\_ hours of volunteer service with or around students ~~must undergo a background check.~~ ~~shall submit evidence that they are free from active tuberculosis and have been fingerprinted for criminal record clearance.~~ ~~authorize a background check.~~ **Infrequent** Volunteers who do not have a background check on file must be in direct visual supervision of an authorized staff member.

~~The Superintendent or designee may authorize the use of volunteers. The Superintendent or designee shall establish regulations to protect the safety of both students and volunteers. Like employees and students, volunteers shall act in accordance with district policies and regulations.~~

*(cf. 0410 - Nondiscrimination in District Programs and Activities)*

*(cf. 5141.42 – Professional Boundaries of Staff with Students)*

*(cf. 4112.5 / 4212.5 / 4312.5 – All Personnel Security Check)*

*Revised 1/2025/97*

## AR 1250 VOLUNTEER ASSISTANCE

The Petersburg School District believes that volunteers play a major role in working to advance the athletic and educational goals of the district and that volunteers can help create a safer environment for our students and staff. In support of this belief, the following Administrative Regulation (AR) will help provide direction for this additional collaboration between the community and school:

### **Definitions:**

Volunteer: A person who provides services without compensation and is provided with a set schedule and volunteer assignment by a building level administrator. For the purposes of this AR the following are notable examples to follow:

1. Please note that individuals supporting activities during the academic day (For example, working in the concession stands or cooking for events in the Home Economics Room are not considered volunteers for the purpose of this AR.
2. Please note that overnight chaperones are considered for the purposes of this AR to be volunteers.

Visitor: A person who visits the school without being provided an assignment and/or set schedule during the academic day by a building level administrator. A visitor is not considered as a volunteer for the purposes of this AR.

Positive Identification: A government issued identification with a photo of the volunteer will be considered positive identification. Passports, Military ID, State ID, Tribal ID and/or Driver's License are all examples of positive identification.

### **Process:**

All volunteers will be required to fill out the District Volunteer Application, be positively identified, checked against the Sex Offender Registry and pass a criminal background check.

Administrators will provide training to volunteers in the following areas prior to beginning their volunteerism:

- 1) Reporting requirements.
- 2) Expectations during emergency operations or drills.
- 3) Sign in procedures and building and grounds' access.
- 4) As of June 30, 2017 a new category of Mandatory Reporters came into effect. Volunteers who interact with children in a public or private school for four or more hours a week are considered to be Mandatory Reporters. State law ([A.S.](#)

[47.17.020](#)) requires that persons who are mandatory reporters, who in the performance of their volunteer duties have reasonable cause to suspect that a child has suffered harm as a result of child abuse or neglect, shall immediately report the harm to their building supervisor, as well as, the Office of Children's Services (OCS) as required by law. Mandatory reporters must report suspected abuse or neglect immediately, which means as soon as reasonably possible and no later than within 24 hours.

Building administrators, or designees, will communicate with volunteers when their ability to volunteer has been approved, and then coordinate a time to provide volunteers with the training items for the role.

Adopted 1/2025

**Petersburg School District**

## Tenured Certified Teachers 25-26

	Heidi	Cabral
	Chelsea	Corrao
	Carissa	Cotta
	Dustin	Crump
	Alice	Cumps
	Kerri	Curtiss
	Jill	Dolbeare
	Jim	Engell
	Rachel	Etcher
	Casey	Gates
	Ashley	Lohr
	Becky	Martin
	Mary	Midkiff
	Vanessa	Miller
	Hillary	Mullen
	Dave	Owens
	Stephanie	Pawuk
	Hannah	Smith
	Bridey	Short
	Timothy	Shumway
	Tyler	Thain
	Debi	Tice
	Ioana	Ward
	Beau	Ward
	Erin	Willis



## Personal Body Safety and Healthy Relationship Lessons

### Introduction

In compliance with the The Alaska Safe Children’s Act, personal safety (Erin’s Law) lessons will be taught to all students in kindergarten through 12th grade, and healthy relationship (Bree’s Law) lessons will be taught to all students in 7th through 12th grades.

WAVE will support the Petersburg School District to deliver personal safety lessons to students in Kindergarten through 5th grade, as well as combined personal safety and healthy relationship lessons to students in 6th through 9th grades.

Erin’s Law	Bree’s Law
<p><b>AS 14.30.355 Sexual Abuse &amp; Sexual Assault Awareness &amp; Prevention</b></p> <p><i>The governing body of each school district shall adopt and implement a policy, establish a training program for employees and students, and provide parent notices relating to sexual abuse and sexual assault awareness and prevention for students enrolled in grades kindergarten through 12.</i></p> <p><b>The policy, training, and notices adopted under this section must include:</b></p> <ul style="list-style-type: none"> <li>● Age-appropriate information</li> <li>● Warning signs of sexual abuse of a child</li> <li>● Referral and resources information</li> <li>● Methods for increasing teacher, student and parent awareness of issues regarding sexual abuse of children</li> <li>● Actions that a child may take to prevent and report sexual assault</li> <li>● A procedure allowing a student to be excused from participating in training or from receiving notices under this section at the written request of a parent or guardian of the student, or of the student if the student is emancipated or 18 years of age or older.</li> </ul>	<p><b>AS 14.30.356 Teen dating violence and abuse awareness and prevention program; training and notices</b> - <i>The department, in consultation with school districts, shall develop and approve a program relating to teen dating violence and abuse awareness and prevention for grades seven through 12.</i></p> <p><b>The training, notices, and instructions adopted under this section must include:</b></p> <ul style="list-style-type: none"> <li>● Age-appropriate information</li> <li>● Warning signs of dating violence and abusive behavior</li> <li>● Characteristics of healthy relationships</li> <li>● Measures to prevent and stop dating violence and abuse</li> <li>● Community resources available to victims of dating violence and abuse</li> <li>● A procedure allowing a student to be excused from participating in training or from receiving notices under this section at the written request of a parent or guardian of the student, or of the student if the student is emancipated or 18 years of age or older.</li> </ul>

## Kindergarten through 5th Grade Lessons

In partnership with the School Nurse, WAVE will support the Petersburg School District to deliver personal safety lessons to students in Kindergarten through 5th grade. One 45-minute lesson will be taught to each class.

The goal of the lessons is to equip students with information that will empower them to 1) recognize and avoid potential abusive interactions, 2) report past or current abuse to stop it from recurring, and 3) build a network of safe adults that they can report. While the onus should never be on children to protect themselves from abuse, teaching children about body safety can lead to early intervention if there's abuse happening to a child. Children who are taught Erin's Law are more likely to report abuse to a trusted adult.

With each grade level, information shared will increase in nuance and detail to ensure that lessons are age-appropriate.

**Learning Objectives:** Students will be able to:

- 1) Distinguish between safe and unsafe touch as well as safe and unsafe non-touch behaviors.
- 2) Understand that they have the right to tell others not to touch their body.
- 3) Understand that it is not a child's fault if someone abuses them.
- 4) Demonstrate refusal skills, including firmly saying "no" and getting away to avoid or reduce the risk of sexual abuse or assault.
- 5) Explain that unsafe touches and behaviors should be reported to a trusted adult and not kept secret.
- 6) Identify five adults who they can approach to report potential abuse.

Grade	Book / Video	Messages
Kindergarten	<a href="#">Miles is the Boss of His Body by Samantha Kurtzman-Counter, Illustrated by Valentina Ventimiglia</a>	<p><b>CORE MESSAGES:</b></p> <ul style="list-style-type: none"> <li>- <b>Unwanted Touch</b> is any touch that we don't want. Each of us is the boss of their body. (Doctors and guardians sometimes have to touch us to keep us safe and healthy.)</li> <li>- <b>Safe Touch</b> makes us feel safe, comforted, and cared for, and respects body boundaries.</li> </ul>
First	<a href="#">My Body Belongs to Me by Jill Starishevsky, Illustrated by Angela Padrón</a>	<ul style="list-style-type: none"> <li>- <b>Unsafe Touch</b> is a touch or behavior that makes us feel unsafe or uncomfortable.</li> <li>- <b>The 'uh-oh' Feeling:</b> When we are unsafe, our bodies let us know (stomach ache, sweaty palms, heart races, etc.).</li> <li>- <b>Rule about touching:</b> private body parts are private.</li> <li>- <b>Secrets versus Surprises</b></li> <li>- What to do if unsafe touch or 'uh-oh' feeling:               <ol style="list-style-type: none"> <li>1) <b>Say NO.</b></li> <li>2) <b>Get away.</b></li> <li>3) <b>Tell a trusted adult.</b></li> </ol> </li> <li>- <b>Build a safety network:</b> Choose 3-5 trusted adults we can tell.</li> </ul>

Grade	Book / Video	Messages
Second	<a href="#">That Uh-oh Feeling: A Story About Touch by Kathryn Cole, Illustrated by Qin Leng</a>	<p><b>CORE MESSAGES + ADD*:</b></p> <ul style="list-style-type: none"> <li>- <b>Unsafe Non-Touch Behaviors:</b> "It is never okay for someone older than you to:               <ul style="list-style-type: none"> <li>- Ask you to show them your private parts</li> <li>- Show you their private parts</li> <li>- Ask to take a picture of your private parts</li> <li>- Show you pictures of other people's private parts"</li> </ul> </li> <li>- <b>Recognizing Coercion:</b> <ul style="list-style-type: none"> <li>- Secrets: Being asked to keep unsafe touches/behaviors a secret</li> <li>- Threats: "If you tell, you'll get in trouble."</li> <li>- Gifts: The person might buy you gifts to keep you from telling.</li> </ul> </li> <li>- <b>It is never a child's fault</b> if sexual abuse happens.</li> <li>- <b>It is never too late to tell.</b></li> </ul> <p><i>*Situational narratives increase in complexity with each grade level.</i></p>
Third	<a href="#">Not in Room 204: Breaking the Silence of Abuse by Shannon Riggs, Illustrated by Jaime Zollars</a>	
Fourth	<a href="#">Talk about Touch by Sandy Kleven, LCSW, Illustrations by Patrick Minock</a>	
Fifth	Video: <a href="#">Protect Yourself Rules by Fight Child Abuse</a>	

### 6th through 9th Grades

In partnership with the Health teacher, WAVE will teach personal safety *and* healthy relationship lessons to 6th through 9th grade students. Five 45-minute lessons will be delivered to each class. For these lessons, WAVE will use a curriculum owned by PCSD that is recommended by the Alaska Safe Children's Act Task Force that incorporates both Erin's Law and Bree's Law objectives: Lauren's Kids' *Safer, Smarter Teens*. The middle school curriculum is [Safer, Smarter Teens: Personal Power](#); the high school curriculum is [Safer, Smarter Teens: Be the Change](#).

# Jaime Cabral - HLTH-041: Health Education Part 1 - Grades


Course HLTH-041: Health Education Part 1 Date printed Jan 8, 2025


Term Enrollment end May 23, 2025

**Score:**

**Teachers:** Jaime Cabral

**Schedule:** Jan 8, 2025 - May 23, 2025

 0% of gradable activities completed (0 of 35)

 0.62% of all activities completed (1 of 160)

**Study Guides**

Activity	Location	Score	Status	Submitted c
Module 1 Study Guide Submission	Module 1: Nutrition			
Module 2 Study Guide Submission	Module 2: Exercise and Valid Health Information			
Module 3 Study Guide Submission	Module 3: Personal Health and Disease Prevention			
Module 4 Study Guide Submission	Module 4: Mental and Emotional Health			
Module 5 Study Guide Submission	Module 5: Healthy and Meaningful Relationships			
Module 6 Study Guide Submission	Module 6: Healthy Relationship Skills			
Module 7 Study Guide Submission	Module 7: Human Growth and Development			
Module 8 Study Guide Submission	Module 8: Sexual Health			
Module 9 Study Guide Submission	Module 9: Alcohol, Tobacco, and Drugs			
Module 10 Study Guide Submission	Module 10: A Drug-Free Lifestyle			
Module 11 Study Guide Submission	Module 11: Treating and Preventing Common Injuries			

Module 12 Study Guide Submission	Module 12: Preparing for and Handling Health and Environmental Emergencies
Module 13 Study Guide Submission	Module 13: Preparing for and Handling Common Emergencies
Module 14 Study Guide Submission	Module 14: Protection against Violence
Module 15 Study Guide Submission	Module 15: Sexual Harassment

### Assignments

Activity	Location	Score	Status	Submitted c
Application Project 1: Nutrition and Exercise (Skill)	Module 3: Personal Health and Disease Prevention			
Application Project 2: Good Communication (Skill)	Module 6: Healthy Relationship Skills			
Application Project 3: PSA (Skill)	Module 10: A Drug-Free Lifestyle			
Application Project 4: Emergency Kit (Skill)	Module 13: Preparing for and Handling Common Emergencies			

### Quizzes

Activity	Location	Score	Status	Submitted c
Module 1 Quiz	Module 1: Nutrition			
Module 2 Quiz	Module 2: Exercise and Valid Health Information			
Module 3 Quiz	Module 3: Personal Health and Disease Prevention			
Module 4 Quiz	Module 4: Mental and Emotional Health			
Module 5 Quiz	Module 5: Healthy and Meaningful Relationships			
Module 6 Quiz	Module 6: Healthy Relationship Skills			
Module 7 Quiz	Module 7: Human Growth and Development			
Module 9 Quiz	Module 9: Alcohol, Tobacco, and Drugs			

Module 10 Quiz

Module 10: A Drug-Free Lifestyle

Module 11 Quiz

Module 11: Treating and Preventing Common Injuries

Module 12 Quiz

Module 12: Preparing for and Handling Health and Environmental Emergencies

Module 13 Quiz

Module 13: Preparing for and Handling Common Emergencies

Module 14 Quiz

Module 14: Protection against Violence

Module 15 Quiz

Module 15: Sexual Harassment

**Midcourse Quiz**

Activity

Location

Score

Status

Submitted c

Midcourse Quiz

Module 8: Sexual Health

**Final Exam**

Activity

Location

Score

Status

Submitted c



Final Exam

Module 16: Review, Micro-Credential, and Exam

**Micro-Credential**

Activity

Location

Score

Status

Submitted c

Claim Your Micro-Credential (Optional)

Module 16: Review, Micro-Credential, and Exam

**Pretests and Other Ungraded**

Activity

Location

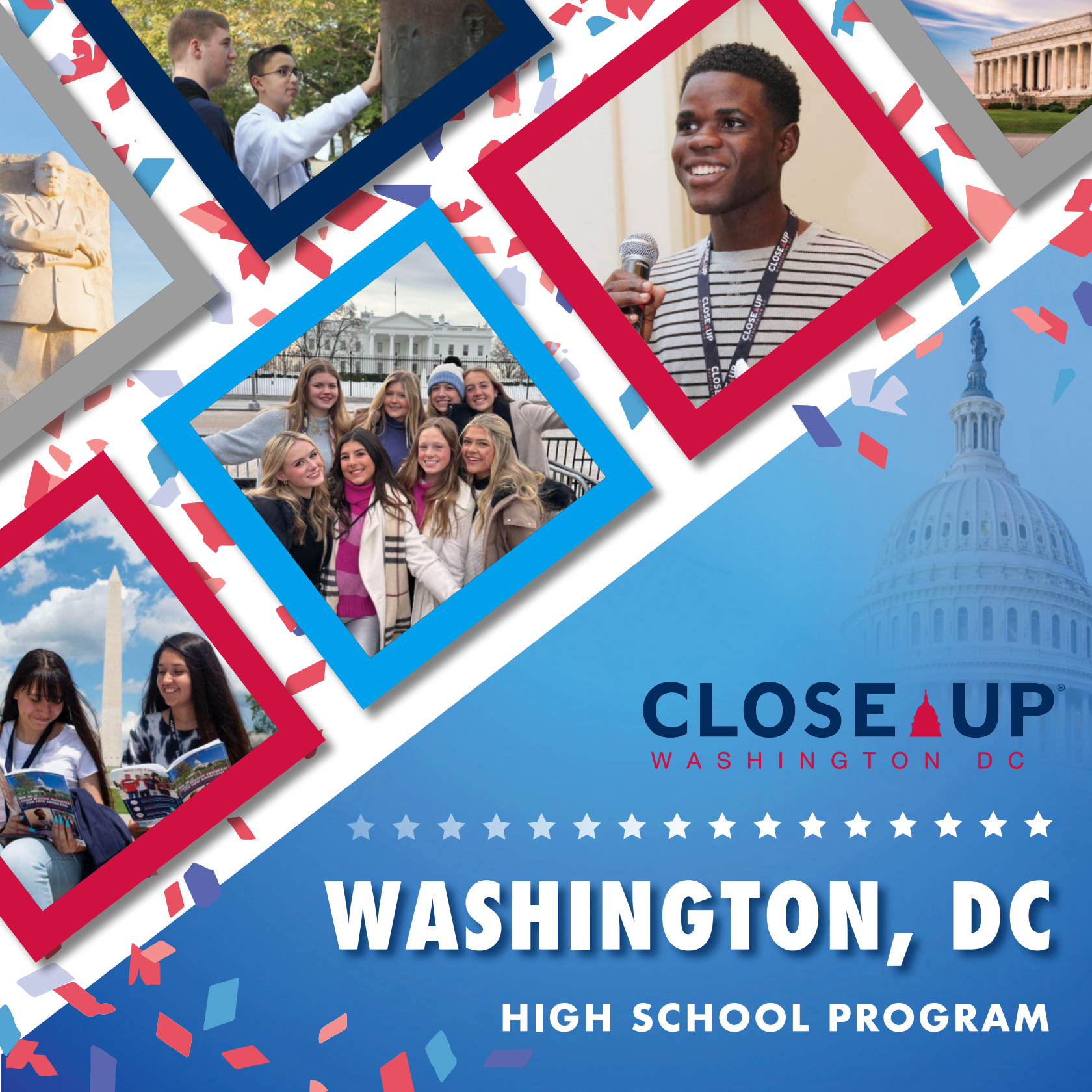
Score

Status

Submitted c

Practice Final

Module 16: Review, Micro-Credential, and Exam



**CLOSE UP**<sup>®</sup>  
WASHINGTON DC



**WASHINGTON, DC**

**HIGH SCHOOL PROGRAM**

# THE STUDENT EXPERIENCE

The Close Up experience is one you'll carry with you for life, immersing you in one of the world's most **thrilling and important cities**. As you explore **famous memorials, museums, and institutions of government**, you'll **discuss the issues** that matter to you, **find your voice** as a citizen, and **forge lasting friendships** with peers from across the United States!



Ready for a once-in-a-lifetime experience? Your adventure awaits!

*\*Workshops are small learning communities made up of students from various states. Each workshop community is led by the same Close Up program instructor for the duration of the trip.*

*\*\* Study visits led by highly trained instructors provide unique opportunities to learn using historic sites and institutions as living classrooms.*

Sample schedule subject to change.

## SUNDAY

### Arrive in Washington

Meet your Close Up concierge and **explore the city** with your school

### Welcome Dinner

### Program Orientation & Community Building

Meet Close Up staff and **review your purpose and goals** for the week

### Opening Workshop\*

What are the **biggest issues we face** in our democracy today?

### Facts & Fun:

### Ultimate Trivia Night

Show off your **knowledge of Washington** with teammates from across the country

## MONDAY

### American Political Values Study Visit\*\*

How do the values of **liberty, equality, and justice** impact trends and ideas in the U.S. political system today?

**Jefferson Memorial**—What is the significance of liberty in the Founding Documents?

**FDR Memorial**—How was equality defined by FDR and his New Deal?

**MLK Memorial**—How did MLK influence the value of justice in the Civil Rights Movement?

### Lunch at Reagan Building and International Trade Center

### Smithsonian Institution Exploration

Visit one of the **world-renowned museums** to learn about history and culture

### American Political Values Workshop

Examine the connections between **liberty, equality, and justice**

### Dinner at Hotel

### Current Issues Discussion

Debate **hot topics** with new friends from across the nation

## TUESDAY

### War Memorials Study Visit

What do the **WWII, Vietnam Veterans, and Korean War Veterans Memorials** say about **those who have served and sacrificed**?

### Lincoln Memorial

How does the **imagery of this memorial** portray Lincoln's legacy?

### Capitol Hill Group Photo

### Lunch at L'Enfant Plaza

**National Politics Seminar** Gain **inside access and discuss current issues** with a Washington lobbyist, journalist, or policymaker

### Citizen Action Site

Get inspired by **examples of citizens making a difference** in their communities and the nation

### U.S. Marine Corps Memorial

Visit the larger-than-life representation of the **iconic flag-raising at Iwo Jima**

### Dinner at Pentagon City

**Mock Congress Workshop** Debate, amend, and vote on the same issues elected representatives are currently considering

## WEDNESDAY

### Capitol Hill Day

Walk the halls of Congress and get an exclusive, insider's look at how our government operates

### Meet with your members of Congress or their staff

Attend **congressional committee hearings** to see how laws are formed

### Explore the Capitol Visitor Center and Museum

Have **lunch at Longworth Cafeteria**, a hot spot for Washington insiders

Visit the **Supreme Court**, where landmark cases are decided

View the symbolic art and architecture at the **Library of Congress**, the largest library in the world

Witness the **Senate and House of Representatives** in action in the galleries

### Dinner at Union Station

**Washington Cultural Event** See a **show** at a famous theater or experience a **night on the town**

### Social Time

## THURSDAY

### White House Study Visit

Discuss the role of the **executive branch** as you walk through the president's neighborhood

### Citizen Action Seminar

Hear from an **advocacy organization** about how they are impacting the community

### Neighborhood Study Visit and Lunch

Get off the beaten path in neighborhoods such as **Dupont Circle** and **Chinatown**

### Air Force Memorial

**Honor those who have served** in the Air Force and get a breathtaking view of the city

### Arlington Cemetery

Visit our nation's most hallowed ground and **witness the Changing of the Guard**

### Closing Reflection

How will you **stay engaged** on issues that matter to you?

### Banquet and Dance

Have a **memorable, fun-filled evening** with your new friends before returning home

## FRIDAY

### Sightsee in Washington

Prior to your departure, **spend some more time in the city** with your school

### Depart for Home

“Close Up gave me the opportunity to visit famous historical sites and I was able to discuss major political and social issues with my workshop and learn from different perspectives. I am very grateful for this opportunity!”

— Lesley, Student, Arizona



Hear more from Close Up teachers, students, and parents!

# ENROLL TODAY!

TALK TO YOUR CLOSE UP TEACHER TO SIGN UP!



info@CloseUp.org



800-Close Up (256-7387)



www.CloseUp.org



## ABOUT CLOSE UP

The Close Up Foundation was founded in 1971 as a comprehensive, **nonprofit, civic education organization** with the goal of helping young people understand, experience, and take part in their government. Our mission to create informed, inspired citizens remains essential over 50 years later, guiding us in our work to engage schools in all 50 states. Through **experiential programs** in our nation's capital and in local communities, **professional development** for educators, and **curriculum and resource design**, we have served more than one million students and educators nationwide.

Learn about Close Up's nationwide network of Civic Ambassadors and engaged citizens making a difference in their communities!



CLOSE UP IS ENDORSED BY:



CONNECT WITH CLOSE UP:



DOWNLOAD/PRINT