

SPECIAL SCHOOL BOARD MEETING AGENDA

International Falls Public Schools, ISD #361
Monday, December 17, 2018 at 6:00 PM
FHS Cafeteria, 1515 11th Street, International Falls, MN
District Website: www.isd361.k12.mn.us

Mission Statement: *In partnership with parents and the community, the International Falls School District will prepare every student to become a productive citizen by developing their maximum potential within a safe climate of mutual respect and trust.*

Call to Order

1. Roll Call:

Mike Holden___	Michelle Hebner___
Toni Korpi___	Heather McBride___
Terry Murray___	Ted Saxton___
Roxanne Skogstad-Ditsch___	Kevin Grover___

2. Pledge of Allegiance

Approval of Agenda

Approve Agenda as presented. Moved by ____; seconded by _____. Motion carried / failed.

Agenda

1. Truth In Taxation Presentation. 2
2. Certify the 18 Pay 19 Levy at \$2,684,490.18. Motion by __, second by __. Motion carried / failed. 8

Adjournment

Motion by __, seconded by __, to adjourn meeting. Motion carried / failed.

International Falls Public Schools, ISD #361
Truth-in-Taxation Public Meeting
December 17, 2018

TIME: 6:00 pm

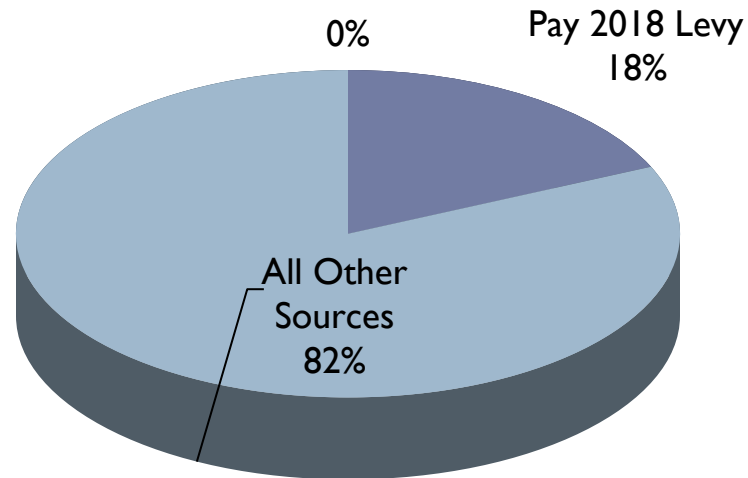
LOCATION: Falls High School Cafeteria

International Falls Public Schools

Comparison of Pay 2019 Levy Revenue to Total Revenue Budget (All Funds)

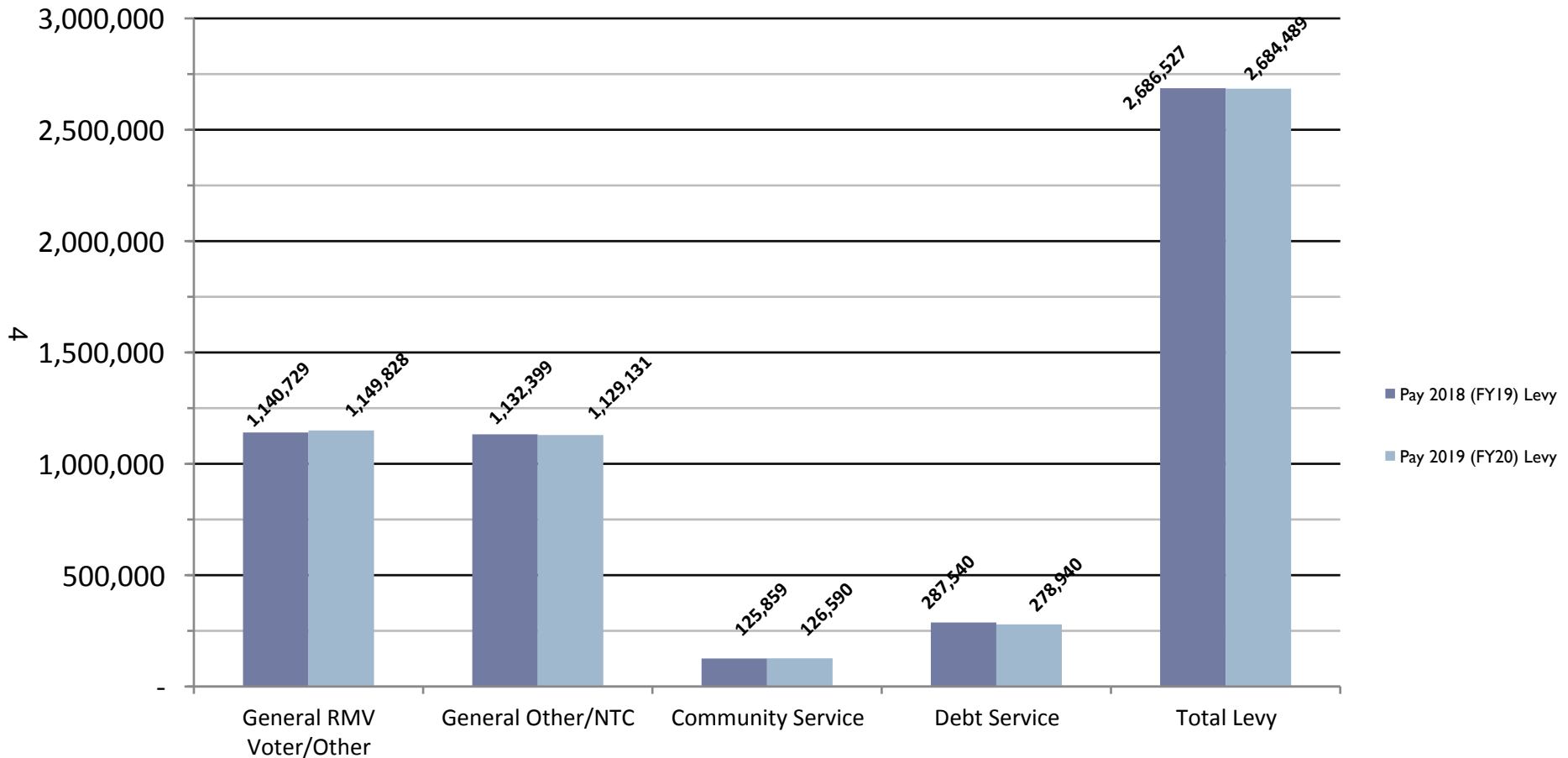
Total Levy Pay 2019(FY20):	\$ 2,684,490
FY2018-2019 Revenue All Other Sources (All Funds):	\$11,994,201
FY2018-2019 Tentative Revenue Budget (All Funds):	\$14,678,691

FY 2018-2019 Tentative Revenue Budget: All Funds



International Falls Public Schools

Comparison of Pay 2018 (FY19) Levy to Pay 2019 (FY20) Levy



International Falls Public Schools

Pay 2018 (FY19) Levy to Pay 2019 (FY20) Levy

Net Change By Fund

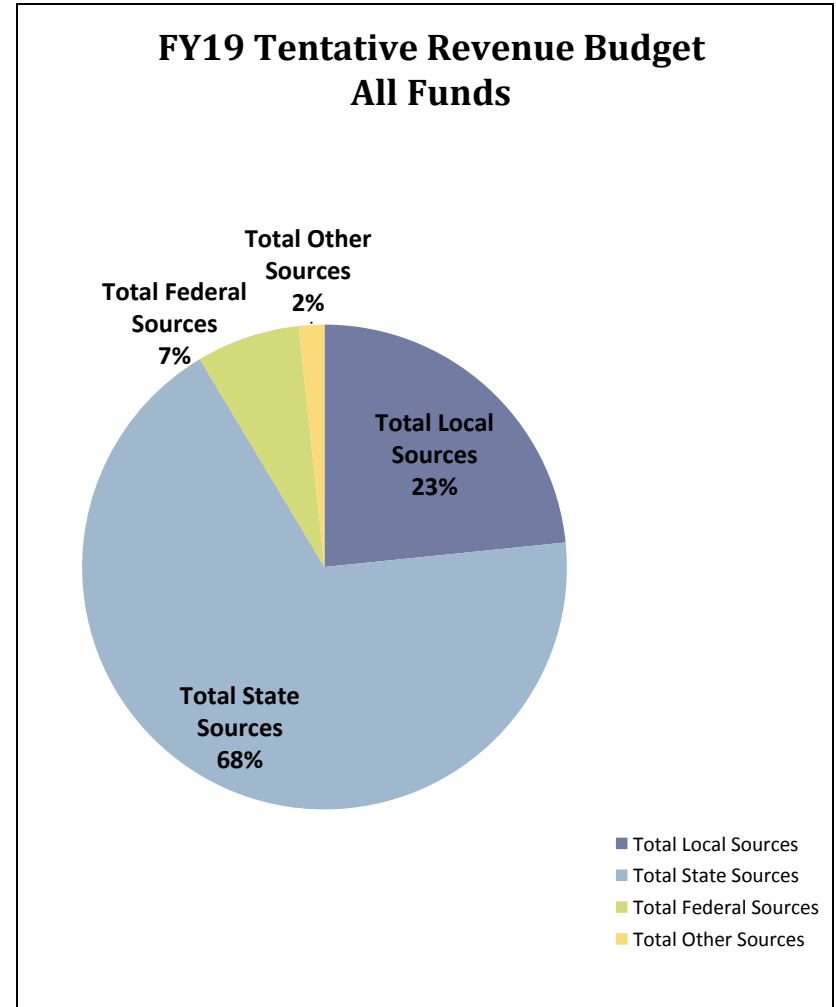
	General	Community Service	Debt Service	TOTAL LEVY
Pay 2018 Levy (FY19)	\$2,273,128	\$125,859	\$287,540	\$2,686,527
Pay 2019 Levy (FY20)	\$2,278,960	\$126,590	\$278,940	\$2,684,490
% Net Increase (Decrease)	.26%	.58%	-3%	-.08%



International Falls Public Schools

Tentative 2018-2019 Revenue Budget All Funds By Revenue Source

▶ Local Sources	\$3,432,388
▶ State Sources	\$9,983,507
▶ Federal Sources	\$1,012,796
▶ Other Sources	\$250,000
Total Revenue Budget:	<u>\$14,678,691</u>



International Falls Public Schools

Tentative 2018-2019 Expense Budget All Funds

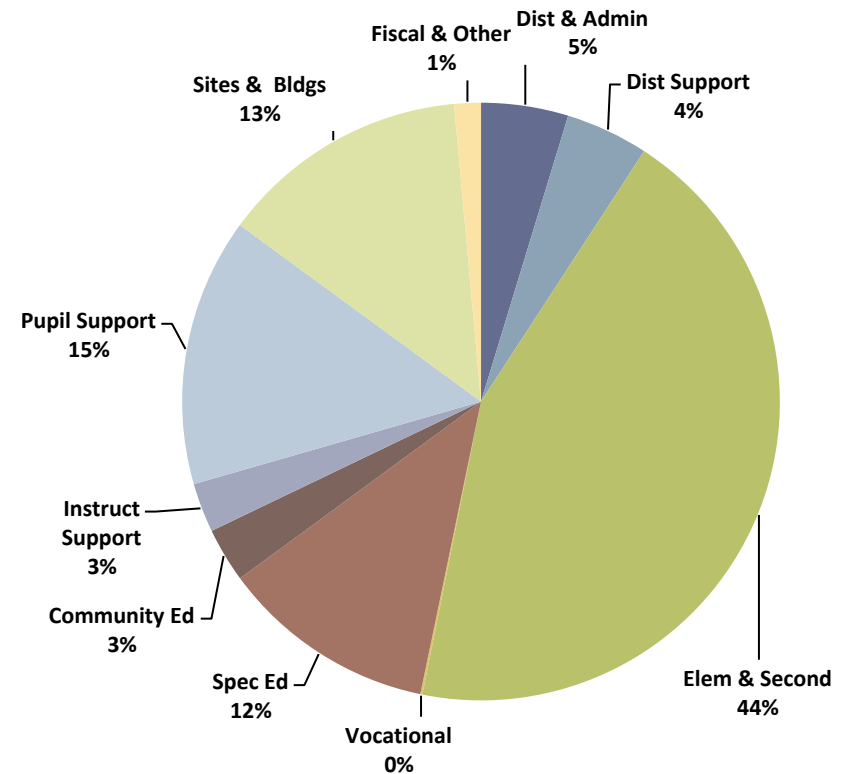
By Program Series

▶ District & Administration	\$683,234
▶ District Support Service	\$649,353
▶ Elementary & Secondary Ed	\$6,372,689
▶ Vocational Instruction	\$16,340
▶ Special Education	\$1,691,588
▶ Community Education	\$427,948
▶ Instructional Support	\$386,801
▶ Pupil Support Services	\$2,103,996
▶ Sites & Buildings	\$1,957,474
▶ Fiscal & Other Costs	\$209,095

Total Expense Budget:

\$14,498,518

All Funds Tentative Expense Budget





Taxes Payable 2019
0361-01-000-000 International Falls School District
sfred0361

[Home/Levy Method](#)

Home/Levy Method

District Levy Summary

Subtotals By Levy Category

Title	Limit	Proposed	Certified
GENERAL - RMV VOTER - JOBZ EXEMPT	654,048.44	654,048.44	654,048.44
GENERAL - RMV OTHER - JOBZ EXEMPT	495,779.86	495,779.86	495,779.86
GENERAL - NTC VOTER - JOBZ EXEMPT	0.00	0.00	0.00
GENERAL - NTC OTHER GENED - EXEMPT	0.00	0.00	0.00
GENERAL - NTC OTHER - JOBZ EXEMPT	1,129,131.20	1,129,131.20	1,129,131.20
COMMUNITY SERVICE - NTC OTHER - JOBZ EXEMPT	126,590.38	126,590.38	126,590.38
GENERAL DEBT - NTC VOTER - JOBZ NONEXEMPT	169,908.91	169,908.91	169,908.91
GENERAL DEBT - NTC OTHER - JOBZ NONEXEMPT	109,031.39	109,031.39	109,031.39
OPEB DEBT - NTC VOTER - JOBZ NONEXEMPT	0.00	0.00	0.00
OPEB DEBT - NTC OTHER - JOBZ NONEXEMPT	0.00	0.00	0.00

Subtotals By Fund

Title	Limit	Proposed	Certified
GENERAL FUND	2,278,959.50	2,278,959.50	2,278,959.50
COMMUNITY SERVICES FUND	126,590.38	126,590.38	126,590.38
GENERAL DEBT SERVICE FUND	278,940.30	278,940.30	278,940.30
OPEB/PENSION DEBT SERVICE FUND	0.00	0.00	0.00

Subtotals By Tax Base

Title	Limit	Proposed	Certified
REFERENDUM MARKET VALUE	1,149,828.30	1,149,828.30	1,149,828.30
NET TAX CAPACITY	1,534,661.88	1,534,661.88	1,534,661.88

Subtotals By Truth In Taxation Category

Title	Limit	Proposed	Certified
VOTER APPROVED	823,957.35	823,957.35	823,957.35
OTHER	1,860,532.83	1,860,532.83	1,860,532.83

Total Levy

Title	Limit	Proposed	Certified
TOTAL LEVY	2,684,490.18	2,684,490.18	2,684,490.18