



– A G E N D A –

Upon request to the Executive Assistant to the Superintendent, submitted twenty-four (24) hours in advance, the District shall make reasonable accommodation including the provision of informational material in an alternative format for a disabled person to be able to attend this meeting.

This meeting is a meeting of the School Board in public for the purpose of conducting the School District's business and is not to be considered a public community meeting. There is a time for public participation during the meeting as indicated in the agenda.

I. Call to Order	
II. Roll Call	
III. Pledge of Allegiance	
IV. Approval of Agenda	
V. Hearing of Delegations	
VI. Consent Agenda	
A. Approval of Minutes	
B. Recommended Employment/Resignations/Contract Adjustments	4
C. Treasurer's Report - General/Other Fund Bills	10
D. Balance Sheet	27
E. Budget Transfers - None This Month	
F. Fundraiser Requests	
1. PTO Fundraisers	
a. Weston	35
b. Rothschild	36
c. Mountain Bay	37
d. Riverside	38
G. Donation	
1. Lewitzke Foundation Donation to Evergreen Elementary IMC	40
VII. Reports/Considerations	
A. WASB Legislative Network Member	
B. CESA Representative	
VIII. Superintendent	
A. NTC Dual Credit	41
B. District Goal Setting and Data Retreat	
C. District Staff Back to School Calendar	42

- D. Redefining Ready
- E. Safety Update - Cyber Security, Safety, Data Retention and Recovery
Presenter: Emmett McBride

IX. Unfinished Business

X. New Business

- A. Approval of Health Insurance Renewal 46
Presenter: Dr. Jack Stoskopf
- B. Support Staff Pay Increases 67
- C. Americorp Volunteer Coordinator 68
- D. Seclusion and Restraint Report 69
Presenter: Dr. Lindell
- E. Access to Student Records for Police Liaison Officers 72
- F. First Reading of Policy
 - 1. Policy 0164.1 Regular Meetings 73
 - 2. Policy 6325 Procurement - Federal Grants 74
- G. WASB Resolutions

XI. Petitions and Communications

- A. Memorial Tribute and Other Thank You Correspondence
 - 1. Pam Walkowski Thank You for Memorial Tribute 79

XII. Future Meeting Dates

- A. September Regular Board Meeting
Wednesday, September 25, 2019
Administration Building - Board Room
6300 Alderson Street
Weston, WI 54476
- B. Budget Hearing / Annual Meeting
Wednesday, October 23, 2019, 6:00 p.m.
D.C. Everest Senior High Auditorium
6500 Alderson Street
Weston, WI 54476
- C. October Regular Board Meeting
Wednesday, October 23, 2019, Immediately following Budget/Annual Meeting
Administration Building Board Room
6300 Alderson Street
Weston, WI 54476

XIII. Other Important Dates

- A. District Kick-Off
Thursday, August 29
10:30-11:15 Senior High Auditorium
11:30-12:30 Picnic Lunch Senior High Grounds or Commons
- B. Redefining Ready Presentation to Senior High Staff
September 3, 2019 at 2:50 p.m.
Senior High Auditorium

D.C. Everest, in partnership with the community, is committed to being an innovative educational leader in developing knowledgeable, productive, caring, creative, responsible individuals prepared to meet the challenges of an ever-changing global society.

C. Weston Elementary Groundbreaking

September 10, 2019, 10:00 a.m.

Weston Elementary

5200 Camp Phillips Road

Weston, WI 54476

D. WASB Regional Meeting

October 24, 2019 at 6:00 p.m. Networking, 6:30 Dinner, 7:30 Program

Holiday Inn Rothschild

1000 Imperial Ave.

Rothschild, WI 54474

E. Senior High Tech Ed Dedication/Open House

February 10 at 1:00 p.m.

XIV. Adjournment to Closed Session Following the Open Meeting Pursuant to W.S.S.19.85(1)(c)(e) to Discuss a Resignation/Disability Early Retirement Agreement with a Support Staff and the Weston Elementary Construction Contract.

XV. Weston Elementary Construction Contract

80

XVI. Adjourn



Employment Report

Recommended Employment

Certified Staff

<i>Name</i>	<i>Position/Building</i>	<i>FTE</i>	<i>Start</i>
Lisa Banks	School Counselor/SH	1.00	August 20, 2019
Kazoua Her	Kindergarten Teacher/RI	1.00	August 27, 2019
Haley Hebein	Speech/Language Pathologist/EC/4K	1.00	August 27, 2019
Jennifer Winter	K-5 Teacher/ODY	1.00	August 12, 2019 (*already Board approved, date change)
Morgan Rall	Speech/Language Pathologist	Extended School Year *also new SLP (already Board approved)	August 12, 2019 (*already Board approved, date change)

Support Staff

<i>Name</i>	<i>Position/Building</i>	<i>FTE</i>	<i>Start</i>
Cynthia Matsche	Cafeteria Server/EV	0.4	August 26, 2019
Lorania Isaacson	Cafeteria Server/JH	0.34	August 26, 2019
Katie Olson	Education Assistant/JH	0.62	August 27, 2019
Melissa Adamski	Education Assistant & Lunchroom Assistant/RO	0.62	August 27, 2019
Ian Theiss	SWD Assistant/MB	0.62	August 27, 2019
Scott Sargent	SWD Assistant/EV	0.62	August 27, 2019
Colette Fritz	SWD Assistant/RI	0.62	August 27, 2019
Kristine Leonard	SWD Assistant/MS	0.62	August 27, 2019
Leann Boll	SWD Assistant/MS	0.62	August 27, 2019
Meredith Sheley	SWD Assistant/MB	0.62	August 27, 2019
Paul Spaay	SWD Assistant/RO	0.62	August 27, 2019
Emily Holzem	Before and After Staff	0.46	August 28, 2019
Anthony Baca	Housekeeper/MS	1	September 4, 2019
Kristi Benaszkeski	SWD Assistant/MS	0.62	September 4, 2019

Resignation(s)/Retirement(s)

All Staff

<i>Name</i>	<i>Position/Building</i>	<i>Reason</i>	<i>Effective Date</i>
Kristina Klein	Cook II/MS	Resignation	June 6, 2019
Pamela Walkowski	Cafeteria Server/JH	Retirement	June 6, 2019
Cathy Mortensen	Education Assistant/RO	Retirement	July 24, 2019
Mary Jorgensen	SWD Assistant/RO	Resignation	August 5, 2019
Dustin McNeil	Housekeeper/JH	Resignation	August 12, 2019

Elyse Batien	Summer Learning Teacher & Member Services/District & GFH	Resignation	August 13, 2019
Mary Yach	SWD Assistant/RI	Resignation	August 19, 2019 August 20, 2019
Megan Matthiae	Health Assistant/RO	Resignation; Did not start	

Adjustments

Certified Staff

Name	Position From	Position To	Effective Date
Brandon Stremkowksi	EBD Teacher/JH	Math Teacher/SH	August 27, 2019
Mark Schommer	Curriculum Coordinator Speech/Language	Math Teacher/SH	August 27, 2019
Amanda Buege	Teacher/JH Speech/Language	Cross-Cat Teacher/JH Speech/Language	August 27, 2019
Brittany McDonnell	Teacher/EC	Teacher/JH	August 27, 2019

Support Staff

Name	Position From	Position To	Effective Date
Weston Sinkula	Housekeeper/MS	21st Century Grant Site Coordinator/WE Food Service	August 5, 2019
Jennifer Cole	Server/Cashier/RI	Coordinator/MS Server/Cashier/EV .58	August 5, 2019
Crystal Kruncos	Cafeteria Server/EV .40 FTE	FTE	August 27, 2019
Tracie Olson	Education Assistant/RI .44 FTE	Education Assistant/RI .49 FTE	August 27, 2019
Rachel Rentmeester	Education Assistant/RI .35 FTE	Education Assistant/RI .49 FTE	August 27, 2019
Jennifer Seehafer	Education Assistant/RI .18 FTE	Education Assistant/RI .35 FTE	August 27, 2019
Hortencia Karl	Substitute Food Service	EL Assistant/EV	August 27, 2019
Janis Dixon	Substitute Assistant	SWD Assistant/RIV	August 27, 2019
Mia Husnick	Substitute Assistant	SWD Assistant/RIV SWD Assistant/JH & Adv	August 27, 2019
Heidi Henrichs	Substitute Assistant/Adv Care	Care	August 27, 2019
Tong Moua	EL Assistant/SH .40 FTE	EL Assistant/SH .62 FTE Ed Asst & SWD Asst/SH	August 27, 2019
Julianne Raddenbach	Ed Asst/SH .35	.53 FTE	August 27, 2019
Koleman Schilling	Coach	Ed Asst/SH SWD Assistant/HA .40	August 27, 2019
Lori Breitenfeldt	SWD Assistant/HA .33	FTE	August 27, 2019
Becky Hopper	Substitute Teacher	Education Assistant/MB	August 27, 2019
Korrin Traska	Education Asst/WE	Health Asst/RO	August 27, 2019

Barbara Wilkins
Kariann Ploeger

Education Asst/WE **.53 FTE**
Substitute Teacher

Education Asst &
Lunchroom Asst/WE **.62**
FTE
SWD Assistant/4K

August 27, 2019
September 4, 2019

DCE Middle School				
Name	Position	Begin	End	%
Prust, Maria	Volleyball 7th Girls Head Coach	8/24/19	10/18/19	7
DCE Junior High School				
Name	Position	Begin	End	%
Bergfeld, Robert	Football JV2 Assistant Coach	8/13/19	10/24/19	9
Brandt, Mike	Football JV2 Assistant Coach	8/13/19	10/24/19	9
Hansen, CJ	Soccer 7-8 Head Coach - Boys	8/20/19	10/24/19	7
Heil, Logan	Football 8th Assistant Coach	8/13/19	10/24/19	6
Jakusz, Lisa	Volleyball JV2 Girls Head Coach	8/13/19	10/24/19	7
Janke, Todd	Football JV2 Head Coach	8/13/19	10/24/19	11
LaCalamita, Hannah	Co - Head Coach - split	8/5/19	1/30/20	3
Lambrech, Jackie	Swimming 6-8 Assistant Coach	8/11/19	10/24/19	5
Lehrke, Eric	Football 8th Head Coach	8/13/19	10/24/19	7
Meuret, Stephanie	Volleyball 8th Girls Head Coach	8/20/19	10/24/19	7
Meyer, Phil	Soccer 7-8 Boys Assistant Coach	8/18/19	10/18/19	6
Minnihan, John	Football 8th Assistant Coach	8/13/19	10/24/19	6
Nuszkiewicz, Kari	Volleyball 8th Girls Assistant Coach	8/20/19	10/24/19	5
Peplinski, Jeanette	Volleyball JV3 GirlsCoach	8/13/19	10/24/19	5
Rainville, Tammy	Volleyball 8th Girls Assistant Coach	8/20/19	10/24/19	6
Rogan, Brandon	Football 8th Assistant Coach	8/13/19	10/24/19	6
Roskopf, Kaitlyn	Swimming 6-8 Coach - Head Coach	8/11/19	10/24/19	5
Schuch, Josh	Swimming 6-8 Assistant Coach	8/19/19	10/24/19	5
Stingl, Jacob	Soccer JV2 Boys Head Coach	8/13/19	10/24/19	8
Thorpe, Peter	Football JV2 Assistant Coach	8/13/19	10/24/19	9
Wilke, Victoria	Co - Head Coach - split	8/5/19	1/30/20	3
DCE Senior High School				
Name	Position	Begin	End	%
Andrew, Sara	Swimming Varsity Girls Assistant Coach	8/13/19	11/9/19	8
Atkinson, Scott	Music Production-Co-Director	9/1/19	11/25/19	7
Bates, Cristie	Solo and Ensemble - Choir	1/1/20	2/27/20	1
Bates, Cristie	Songspinners	9/1/19	6/9/20	2.75
Bates, Cristie	Music Production - Vocal Director	9/1/19	11/25/19	4
Biundo, MaKenzie	Music Production - Hair & Make Up Coordinator	9/1/19	11/25/19	1
Blanchette, Allisha	XC Girls Head Coach	8/19/19	11/2/19	11
Bohm, Todd	Football Varsity Assistant Coach	8/5/19	11/16/19	11

Braunel, Craig	National Honor Society	9/1/19	6/9/20	2
Buchholz, Renee	Dance Team Co-Head Coach (Fall)	8/1/19	10/31/20	7
Buege, Brian	Boys Soccer - Varsity Assistant	8/19/19	11/9/19	8
Burish, Benjamin	Marching Band	9/1/19	10/11/19	2
Coenen, Luke	Football Varsity Assistant Coach	8/5/19	11/16/19	11
DeLonay, Marshal	Music Production - Co-Choreographer	9/1/19	11/25/19	2
Fike, Leonard	Newspaper Advisor	9/1/19	6/9/20	3.75
Finnegan, Jo	Music Production - Pit Orchestra Director	9/1/19	11/25/19	3
Finnegan, Joe	Solo and Ensemble - Band	1/1/20	2/27/20	1
Finnegan, Joe	Marching Band	9/1/19	10/11/19	6
Finnegan, Joe	Pep Band	9/1/19	6/9/20	2.50
Finnegan, Joseph	Percussion Instructor	9/1/19	10/11/19	2
Franklin, William	Football JV Head Coach	8/5/19	11/16/19	11
Fronek, Amy	Music Production - Costumer	9/1/19	11/25/19	2
Glynn, John	Skills USA Advisor	9/1/19	6/9/20	2
Greil, Travis	Mock Trial	9/1/19	6/9/20	2.50
Hardinger, Taylor	Tennis Varsity Girls Assistant Coach	8/8/19	10/21/19	6
Jirik, Scott	Football Varsity Assistant Coach	8/5/19	11/16/19	11
Johnson, Ann	Solo and Ensemble - Orchestra	1/1/20	2/27/20	1
Kleinschmidt, Matthew	Football Varsity Assistant Coach (DC)	8/5/19	11/16/19	12
Lannigan, Lauren	XC Coed Assistant Coach	8/19/19	11/2/19	6
Lehrke, Jodi	Volleyball - Varsity Assistant Coach	8/19/19	11/9/19	9
Levake, Ciera	Mock Trial Co-Advisor	9/5/19	6/7/20	2.50
Meyer, Rick	Girls Golf - Varsity Head Coach	8/12/19	10/15/19	11
Natzke, Andy	XC Coed Assistant Coach	8/19/19	11/2/19	8
Pagel, Gerald	Boys Basketball - Varsity Head Coach	11/18/19	3/21/20	15
Prahl, Tina	Volleyball Varsity Head Coach	8/19/19	11/9/19	11
Richetto, Garrett	Swimming Varsity Girls Head Coach	8/13/19	11/9/19	14
Roloff, Joshua	Boys Soccer - Varsity Head Coach	8/19/19	11/9/19	11
Rombalski, Jenna	Volleyball Junior Varsity Coach	8/22/19	11/9/19	5
Sanchez, Derek	Boys Soccer - JV Head Coach	8/19/19	11/9/19	7
Schmitz, April	Tennis Varsity Girls Head Coach	8/13/19	10/26/19	13
Schremp, Alex	Girls Golf - Varsity Assistant Coach	8/12/19	10/15/19	4
Seeley, Brad	XC Boys Head Coach/Coordinator Duties	8/19/19	11/2/19	14
Strehlow, Timothy	Football Varsity Head Coach (OC)	8/5/19	11/16/19	19
Strick, Jeffrey	Math Team	9/1/19	6/9/20	2

Vesper, Wendy	Music Production - Co-Director	9/1/19	11/25/19	7
Vesper, Wendy	Dance Team Co-Head Coach (Fall)	8/1/19	10/31/20	7
Wanta, David	Football Varsity Assistant Coach	8/5/19	11/16/19	11
Wermund, Addy	Music Production - Co-Choreographer	9/1/19	11/25/19	2

D.C. EVEREST AREA SCHOOL DISTRICT
6300 ALDERSON STREET, WESTON, WI 54476

TREASURER'S REPORT

AUGUST 21, 2019

CASH BALANCE AS OF JULY 16, 2019	(\$76,826.92)	
INVESTMENT ACCOUNT TRANSFERS		\$4,811,262.96
RECEIPTS CR#27450 - CR#27496	\$8,045,991.80	
CHECKS FOR APPROVAL #225134 - #225383 ACH: #192000116 - 192000332		\$3,233,178.60
<u>VOIDS:</u>		
CK # 225310	\$30.12	
CASH BALANCE AS OF AUGUST 21, 2019		(\$75,246.56)
	\$7,969,195.00	\$7,969,195.00

**DCE EVEREST AREA SCHOOL DISTRICT
BOARD CHECK REGISTER (07/16/2019 - 08/21/2019)**

CHECK NUMBER	VENDOR	INVOICE NUMBER	CHECK DATE	AMOUNT
225134	MARK HARRING STANDING CHAPTER 13 TRUSTEE	07192019A	7/19/2019	309.23
225135	UNITED WAY OF MARATHON CNTY	20190719ADUWAY	7/19/2019	435.81
225135	UNITED WAY OF MARATHON CNTY	20190719BDUWAY	7/19/2019	86.84
225136	WISCTF	20190719ADRFEE	7/19/2019	65.00
225136	WISCTF	20190719BDRDFEE	7/19/2019	130.00
225137	RIVER VALLEY BANK	SH Athletic Cash Box	7/19/2019	4,100.00
225138	SECURITY HEALTH PLAN	43678	7/19/2019	808,374.03
225139	SUBURBAN SCHOOL SUPTS	SSS Dues and Conf.	7/19/2019	1,873.00
225140	BACKGROUND INVESTIGATION BUREAU, LLC	DCE0010701119-1	7/19/2019	195.30
225141	BOELTER COMPANIES, THE	96965325	7/19/2019	1,425.92
225142	BRENTHAVEN	IN1100981	7/19/2019	5,242.50
225143	CENTURY LINK	1471607109	7/19/2019	114.38
225144	GORDON FOOD SERVICE INC	195161633	7/19/2019	816.10
225144	GORDON FOOD SERVICE INC	195161636	7/19/2019	1,225.45
225145	H.J. MARTIN AND SON, INC	101104	7/19/2019	17,798.00
225146	HEARTLAND SCHOOL SOLUTIONS	INVSO0000020260	7/19/2019	450.00
225147	INDIANHEAD GOLF AND RECREATION, INC.	11998	7/19/2019	1,200.00
225148	LAMERS BUS LINES, INC.	558909	7/19/2019	37,718.21
225149	MALBRIT MECHANICAL INC	6881	7/19/2019	8,340.00
225150	MARSHFIELD CLINIC, INC.	8003939JUN19	7/19/2019	1,442.90
225151	NEOFUNDS BY NEOPOST INC.	43617	7/19/2019	1,000.00
225152	ROTHSCHILD WATERWORKS	43617	7/19/2019	2,309.12
225153	TITO INC	12408-a	7/19/2019	36,425.00
225154	VIKING ELECTRIC SUPPLY	S002571863.003	7/19/2019	757.59
225155	ANDERSON CUSTOMS, LLC.	3051	7/19/2019	1,487.00
225156	APPLE INC.	64036142	7/19/2019	612,557.11
225157	BUREAU OF EDUC AND RESEARCH	4888958	7/19/2019	10,560.00
225158	CDW GOVT IN EDUCATION	SCR6360	7/19/2019	18,865.89
225159	CONDON OIL COMPANY	121999	7/19/2019	772.96
225159	CONDON OIL COMPANY	121998	7/19/2019	520.69
225159	CONDON OIL COMPANY	121997	7/19/2019	560.73
225160	FEDEX, INC.	6-601-60546	7/19/2019	57.82
225160	FEDEX, INC.	6-608-71912	7/19/2019	38.02
225161	FRONTIER COMMUNICATIONS	7152442962	7/19/2019	9,579.16
225162	GAGGLE.NET, INC.	37957	7/19/2019	29,700.00
225163	GREEN VALLEY SEPTIC LLC	MT0432	7/19/2019	270.00
225164	HEADRUSH LEARNING, INC.	1073	7/19/2019	2,000.00
225165	HORST DISTRIBUTING INC	79214-000	7/19/2019	1,544.07
225165	HORST DISTRIBUTING INC	79355-000	7/19/2019	564.51
225165	HORST DISTRIBUTING INC	79403-000	7/19/2019	80.92
225166	IROW	282787	7/19/2019	100.00
225167	PITNEY BOWES SUPPLIES	1013380763	7/19/2019	102.73
225168	SCHOOL INFO APP, LLC	INV-06269	7/19/2019	500.00
225169	SHRED-IT USA	8127642544	7/19/2019	80.70
225170	SOUTHSIDE TIRE CO INC	403265	7/19/2019	13.20
225171	STAPLES ADVANTAGE	3418379900	7/19/2019	798.92
225171	STAPLES ADVANTAGE	3418379902	7/19/2019	39.98
225171	STAPLES ADVANTAGE	3417581008	7/19/2019	61.00
225171	STAPLES ADVANTAGE	3418379909	7/19/2019	388.10

**DCE EVEREST AREA SCHOOL DISTRICT
BOARD CHECK REGISTER (07/16/2019 - 08/21/2019)**

CHECK NUMBER	VENDOR	INVOICE NUMBER	CHECK DATE	AMOUNT
225171	STAPLES ADVANTAGE	3418379910	7/19/2019	46.76
225172	THE ONLINE ITINERANT	2378	7/19/2019	112.50
225173	VIKING ELECTRIC SUPPLY	S002752613.001	7/19/2019	482.09
225173	VIKING ELECTRIC SUPPLY	S002752613.002	7/19/2019	50.55
225173	VIKING ELECTRIC SUPPLY	S002763289.001	7/19/2019	72.75
225173	VIKING ELECTRIC SUPPLY	S002760775.001	7/19/2019	123.83
225173	VIKING ELECTRIC SUPPLY	S002760354.001	7/19/2019	55.58
225174	WAUSAU AWARDS AND ENGRAVING	43654	7/19/2019	30.00
225175	WI ASSN SCH DIST AD WASDA	300004562	7/19/2019	75.00
225175	WI ASSN SCH DIST AD WASDA	300004563	7/19/2019	1,715.00
225176	WISCONSIN MECHANICAL SOLUTIONS, INC	979	7/19/2019	639.00
225177	JAS CONSTRUCTION, LLC	300-1	7/22/2019	4,867.80
225177	JAS CONSTRUCTION, LLC	301-1	7/22/2019	10,438.40
225178	MADISON NATL LIFE INS CO	43678	7/26/2019	16,279.45
225179	AEP CONNECTIONS LLC	1979	7/26/2019	1,240.00
225180	ANGELUS PACIFIC CO., INC	A0619-68	7/26/2019	537.46
225181	APPLE INC - AR	AA29694463	7/26/2019	774.95
225181	APPLE INC - AR	AA29754378	7/26/2019	433.50
225181	APPLE INC - AR	AA29608748	7/26/2019	243.50
225182	BEDFORD FREEMAN & WORTH PUBL	8989460X	7/26/2019	5,140.38
225182	BEDFORD FREEMAN & WORTH PUBL	89894618	7/26/2019	600.00
225183	DEAN FOODS OF WISCONSIN, INC.	07/08-07/14/2019	7/26/2019	1,247.89
225184	FEDEX, INC.	6-615-20814	7/26/2019	71.74
225185	ILLUMINATE EDUCATION, INC.	CINV0000000277	7/26/2019	10,140.00
225186	JAGLINSKI, BRYCE	43647	7/26/2019	82.87
225187	LAMERS BUS LINES, INC.	559066	7/26/2019	364.44
225187	LAMERS BUS LINES, INC.	559068	7/26/2019	209.92
225187	LAMERS BUS LINES, INC.	559067A	7/26/2019	210.95
225188	LIVEWIRE SYSTEMS, LLC	1087	7/26/2019	1,340.00
225189	OTIS ELEVATOR CO	CVW16089001	7/26/2019	2,673.87
225190	PEARSON EDUCATION	7026766548	7/26/2019	14,459.54
225191	RAPTOR EDUC GROUP INC	053-19	7/26/2019	196.64
225192	SCHOOL INFO APP, LLC	6268	7/26/2019	500.00
225193	STAPLES ADVANTAGE	3419899641	7/26/2019	19.78
225193	STAPLES ADVANTAGE	3419358907	7/26/2019	94.41
225193	STAPLES ADVANTAGE	3419358908	7/26/2019	32.00
225194	SUNBELT, INC.	91279206-0001	7/26/2019	354.71
225195	JOHNSON, HEATHER	43647	7/26/2019	201.55
225196	VIKING ELECTRIC SUPPLY	S002741695.001	7/26/2019	408.00
225196	VIKING ELECTRIC SUPPLY	S002767760.001	7/26/2019	10.06
225196	VIKING ELECTRIC SUPPLY	S002767779.001	7/26/2019	-141.16
225196	VIKING ELECTRIC SUPPLY	S002772788.001	7/26/2019	-74.76
225196	VIKING ELECTRIC SUPPLY	S002772531.001	7/26/2019	85.61
225196	VIKING ELECTRIC SUPPLY	S002769574.001	7/26/2019	15.40
225196	VIKING ELECTRIC SUPPLY	S002768592.001	7/26/2019	167.17
225196	VIKING ELECTRIC SUPPLY		7/26/2019	0.00
225197	VILLAGE OF WESTON	11911	7/26/2019	246.00
225198	ASCD	2580199	8/2/2019	239.00
225199	DC EVEREST SENIOR HIGH SCHOOL	Dance Team	8/2/2019	30.00

**DCE EVEREST AREA SCHOOL DISTRICT
BOARD CHECK REGISTER (07/16/2019 - 08/21/2019)**

CHECK NUMBER	VENDOR	INVOICE NUMBER	CHECK DATE	AMOUNT
225200	ABT WATER TREATMENT INC	25692	8/2/2019	521.29
225201	AWSA ASSOC WI SCHL ADM	10336	8/2/2019	765.00
225201	AWSA ASSOC WI SCHL ADM	13983	8/2/2019	765.00
225201	AWSA ASSOC WI SCHL ADM	8425	8/2/2019	765.00
225201	AWSA ASSOC WI SCHL ADM	13152	8/2/2019	515.00
225202	BEDFORD FREEMAN & WORTH PUBL	89579003	8/2/2019	2,226.80
225203	CELLCOM - WAUSAU	977863	8/2/2019	641.49
225204	DEAN FOODS OF WISCONSIN, INC.	07/15-07/21/2019	8/2/2019	195.89
225205	DIGGERS HOTLINE INC	190627751 PP2	8/2/2019	121.60
225206	EDMENTUM, INC.	INV119834	8/2/2019	1,760.00
225207	FEDEX, INC.	6-622-47864	8/2/2019	29.00
225208	ILLUMINATE EDUCATION, INC.	INV0000037175	8/2/2019	23,916.00
225209	MARA CTY TREASURER'S OFFICE	INV# 19072202	8/2/2019	8.00
225210	MS GRAPHICS, LLC	2014-2543	8/2/2019	22.00
225211	STAPLES ADVANTAGE	3420047760	8/2/2019	108.01
225211	STAPLES ADVANTAGE	3419982352	8/2/2019	1,689.10
225211	STAPLES ADVANTAGE	3419358909	8/2/2019	233.10
225211	STAPLES ADVANTAGE	3420254478	8/2/2019	-45.50
225211	STAPLES ADVANTAGE	3419690600	8/2/2019	343.26
225211	STAPLES ADVANTAGE	3420047764	8/2/2019	13.78
225211	STAPLES ADVANTAGE	3420047763	8/2/2019	190.14
225211	STAPLES ADVANTAGE	3419899642	8/2/2019	22.77
225211	STAPLES ADVANTAGE	3419690601	8/2/2019	13.50
225211	STAPLES ADVANTAGE	3419690602	8/2/2019	86.36
225211	STAPLES ADVANTAGE	3419690603	8/2/2019	90.45
225211	STAPLES ADVANTAGE	3419358910	8/2/2019	82.48
225212	TSA CONSULTING GROUP, INC.	40176	8/2/2019	302.68
225213	VIKING ELECTRIC SUPPLY	s002780100.001	8/2/2019	128.67
225213	VIKING ELECTRIC SUPPLY	s002780288.001	8/2/2019	148.80
225213	VIKING ELECTRIC SUPPLY	s002784733.001	8/2/2019	149.01
225213	VIKING ELECTRIC SUPPLY	S002789666.001	8/2/2019	59.18
225213	VIKING ELECTRIC SUPPLY	S002789849.001	8/2/2019	-50.39
225213	VIKING ELECTRIC SUPPLY	S002754376.001	8/2/2019	282.32
225213	VIKING ELECTRIC SUPPLY	S002767584.001	8/2/2019	72.72
225213	VIKING ELECTRIC SUPPLY	S002795857.001	8/2/2019	5.58
225213	VIKING ELECTRIC SUPPLY		8/2/2019	0.00
225214	WAUSAU EARLY BIRD ROTARY	1741	8/2/2019	148.00
225215	WVC MIDDLE LEVEL ATHLETIC ASSOC	7302019	8/2/2019	250.00
225216	MARK HARRING STANDING CHAPTER 13 TRUSTEE	08022019A	8/2/2019	309.23
225217	UNITED WAY OF MARATHON CNTY	20190802ADUWAY	8/2/2019	435.81
225217	UNITED WAY OF MARATHON CNTY	20190802BDUWAY	8/2/2019	86.84
225218	SCHOOL NUTRITION ASSN	524051_2019	8/9/2019	50.50
225219	WAUSAU EARLY BIRD ROTARY	1751	8/9/2019	130.00
225220	WI DEPT OF PUBLIC INST	114822	8/9/2019	243.55
225221	ACTIVITIES FOR LEARNING, INC	378150	8/9/2019	2,143.05
225222	ALLEE, JOHN	ALLEE73119	8/9/2019	20.00
225223	ALLIANT UTILITIES/WP&L	43647	8/9/2019	250.75
225224	ALONZO, JESUS	ALONZO73119	8/9/2019	20.00
225225	ANDERSON CUSTOMS, LLC.	3052	8/9/2019	1,800.00

**DCE EVEREST AREA SCHOOL DISTRICT
BOARD CHECK REGISTER (07/16/2019 - 08/21/2019)**

CHECK NUMBER	VENDOR	INVOICE NUMBER	CHECK DATE	AMOUNT
225226	APPLE INC - AR	AA30997737	8/9/2019	299.95
225226	APPLE INC - AR	AA30959070	8/9/2019	494.95
225226	APPLE INC - AR	AA30414511	8/9/2019	494.95
225226	APPLE INC - AR	AA30615971	8/9/2019	494.95
225227	AROBINSON CONSULTING, LLC	1010	8/9/2019	5,300.00
225228	BARGENDER, RON	BARGENDER73119	8/9/2019	40.00
225229	BECKMAN, PAUL	BECKMAN73119	8/9/2019	20.00
225230	BLANCHETTE, NICK	BLANCHETTE73119	8/9/2019	20.00
225231	BP	4990244701-JUL2019	8/9/2019	41.45
225232	BRAUNGER, SHEBRA	BRAUNGER73119	8/9/2019	40.00
225233	BRAYTON, MAGGIE	BRAYTON73119	8/9/2019	20.00
225234	BRINKMAN, MORGAN	BRINKMAN73119	8/9/2019	20.00
225235	BUDLESKI, LUKE	BUDLESKI73119	8/9/2019	20.00
225236	CALHOUN, NOAH	CALHOUN73119	8/9/2019	20.00
225237	CHARTER COMMUNICATIONS, INC.	72595071919	8/9/2019	880.00
225238	CHASE, MICK	CHASE73119	8/9/2019	20.00
225239	CITY OF WAUSAU	1288458	8/9/2019	50.92
225240	CPM EDUCATIONAL PROGRAM	1930039-IN	8/9/2019	4,200.00
225241	DC EVEREST SENIOR HIGH SCHOOL	AUG2019 REIMB	8/9/2019	419.95
225242	DEAN FOODS OF WISCONSIN, INC.	07/22-7/28/2019	8/9/2019	808.50
225243	DENISSEN, AMY	DENNISEN83119	8/9/2019	20.00
225244	DIDAX, INC	516102	8/9/2019	7,081.13
225245	DROLSHAGEN, BRIAN	DROLSHAGEN73119	8/9/2019	20.00
225246	EDUCATORS PUBLISHING SERVICE	202501670155	8/9/2019	4,195.82
225247	EKERN, KRYSTAL	EKERN73119	8/9/2019	20.00
225248	EVEREST GRIDIRON	DCEFTBPROG2019	8/9/2019	160.00
225249	EVEREST PARTY RENTALS	1401	8/9/2019	1,600.00
225250	FEDEX, INC.	6-629-53343	8/9/2019	14.50
225251	FELDMANN, ERIC	FELDMAN73119	8/9/2019	20.00
225252	FOGELBERG, JACQUELINE	FOGELBERG73119	8/9/2019	20.00
225253	FRANKLIN, CHERYL	FRANKLIN73119	8/9/2019	20.00
225254	GARDNER, RYAN	GARDNER73119	8/9/2019	20.00
225255	GAUGER, DEREK	GAUGER73119	8/9/2019	40.00
225256	GENGLER, RYAN	GENGLER73119	8/9/2019	20.00
225257	GIENAU, AMY	GIENAU73119	8/9/2019	20.00
225258	GOETSCH, MICHELLE	GOETSCH73119	8/9/2019	20.00
225259	GORDON FOOD SERVICE INC	13086280	8/9/2019	-2.71
225259	GORDON FOOD SERVICE INC	195905658	8/9/2019	741.14
225259	GORDON FOOD SERVICE INC	195905655	8/9/2019	79.76
225259	GORDON FOOD SERVICE INC	195754452	8/9/2019	1,106.39
225259	GORDON FOOD SERVICE INC	195754459	8/9/2019	1,796.73
225259	GORDON FOOD SERVICE INC	195604867	8/9/2019	1,158.36
225259	GORDON FOOD SERVICE INC	195604868	8/9/2019	1,781.30
225259	GORDON FOOD SERVICE INC	195458328	8/9/2019	1,049.92
225259	GORDON FOOD SERVICE INC	195458325	8/9/2019	1,711.02
225260	GORR, JEFF	GORR73119	8/9/2019	20.00
225261	GREMMINGER, SCOTT	GREMMINGER73119	8/9/2019	20.00
225262	GUTIERREZ, JOHN	GUTIERREZ73119	8/9/2019	20.00
225263	HAUBER, CRAIG	HAUBER73119	8/9/2019	20.00

**DCE EVEREST AREA SCHOOL DISTRICT
BOARD CHECK REGISTER (07/16/2019 - 08/21/2019)**

CHECK NUMBER	VENDOR	INVOICE NUMBER	CHECK DATE	AMOUNT
225264	HAWKINS, ASH CPA'S LLP	3097337	8/9/2019	9,000.00
225265	HEIL, GREG	HEIL73119	8/9/2019	20.00
225266	HOPPER, CHRIS	HOPPER73119	8/9/2019	20.00
225267	HUBBERT, LONNIE	HUBBERT73119	8/9/2019	20.00
225268	INDUSTRIAL REPAIR SERVICES OF WAUSAU, INC.	21957	8/9/2019	270.79
225269	JACKAN, JOE	JACKAN73119	8/9/2019	20.00
225270	KEES, JILL	KEES73119	8/9/2019	20.00
225271	KILGAS, JAKE	KILGAS73119	8/9/2019	20.00
225272	KLUEVER, BECKY	43647	8/9/2019	47.70
225273	KLUEVER, BRAD	KLUEVER73119	8/9/2019	20.00
225274	KLUEVER, DANIEL	KLUEVER73119	8/9/2019	40.00
225275	KORB, JOE	KORB73119	8/9/2019	20.00
225276	KUFAHL, PAUL	KUFAHL73119	8/9/2019	20.00
225277	KYLES CONSULTING LLC	43647	8/9/2019	1,550.00
225278	LAMBRECHT, MIKE	LAMBRECHT73119	8/9/2019	20.00
225279	LANCELLE, GARRETT	LANCELLE73119	8/9/2019	40.00
225280	LIVEWIRE SYSTEMS, LLC	1093	8/9/2019	2,258.75
225281	MAGNUSON, BRYAN	MAGNUSON73119	8/9/2019	20.00
225282	MCGRAW HILL SCHOOL EDUC, INC	108853310001	8/9/2019	450.00
225283	MCPASD	NOIDEA	8/9/2019	300.00
225284	MEADOWS, JESSICA	MEADOWS73119	8/9/2019	40.00
225285	MEKONG FRESH MEATS, INC	67934	8/9/2019	225.00
225286	MELODY GARDENS RESTAURANT AND SKATELAND	melodygardens8119	8/9/2019	82.25
225287	MEVERDEN, JOSH	MEVERDEN73119	8/9/2019	20.00
225288	MOELLER, ERICKA	MOELLER83119	8/9/2019	20.00
225289	MROZCZENSKI, BRAD	MROZCZENSKI73119	8/9/2019	40.00
225290	MURPHY, BRANDON	MURPHY73119	8/9/2019	20.00
225291	NASCO INC - EDUCATION	472838	8/9/2019	36.90
225292	NETA, GARRETT	NETA73119	8/9/2019	20.00
225293	NIEUWENHUIS, HANNAH	NIEUWENHUIS8319	8/9/2019	45.00
225294	NORTH CENTRAL COMM. ACT. PROG.	DCEJULY2019	8/9/2019	5,092.32
225295	NOWITZKE, KYLE	NOWITZKE73119	8/9/2019	20.00
225296	OTIS ELEVATOR CO	cvw65086819	8/9/2019	1,019.49
225297	OTTE, MEREDITH	OTTE73119	8/9/2019	20.00
225298	PASHOLK, SHAUNA	PASHOLK73119	8/9/2019	20.00
225299	PAYE, SCOTT	PAYE73119	8/9/2019	20.00
225300	PERKINS, MICHAEL	PERKINS	8/9/2019	20.00
225301	POLZIN, DARRIN	POLZIN73119	8/9/2019	20.00
225302	QUEVILLON, KEVIN	QUEVILLON73119	8/9/2019	20.00
225303	RADLOFF, RYAN	RADLOFF73119	8/9/2019	20.00
225304	REBHAWN, LARISSA	REBHAWN83119	8/9/2019	20.00
225305	REI ENGINEERING, INC	36962	8/9/2019	1,156.11
225306	RENTMEESTER, ED	RENTMEESTER73119	8/9/2019	20.00
225307	SANCHEZ, LUIS	SUMMER 2019	8/9/2019	3,006.00
225308	SHIDELL WOOD PRODUCTS	29337	8/9/2019	742.56
225308	SHIDELL WOOD PRODUCTS	29324	8/9/2019	742.56
225309	SLACK, BILL	SLACK73119	8/9/2019	20.00
225310	SOUTHSIDE TIRE CO INC	403511	8/9/2019	30.12
225311	STAINBROOK, ADAM	STAINBROOK73119	8/9/2019	20.00

**DCE EVEREST AREA SCHOOL DISTRICT
BOARD CHECK REGISTER (07/16/2019 - 08/21/2019)**

CHECK NUMBER	VENDOR	INVOICE NUMBER	CHECK DATE	AMOUNT
225312	STERLING WATER INC	342X07625406	8/9/2019	207.10
225313	STUELAND, ANGELA	STUELAND73118	8/9/2019	20.00
225314	TOBII DYNAVOX, LLC	INV00157976	8/9/2019	4,567.05
225315	VERHASSELT, BOB	VERHASSELT73119	8/9/2019	20.00
225316	VIKING ELECTRIC SUPPLY	S002806752.004	8/9/2019	137.75
225316	VIKING ELECTRIC SUPPLY	S002811740.001	8/9/2019	169.49
225316	VIKING ELECTRIC SUPPLY	S002806752.003	8/9/2019	42.90
225316	VIKING ELECTRIC SUPPLY	S002806752.002	8/9/2019	129.50
225316	VIKING ELECTRIC SUPPLY	S002806752.001	8/9/2019	1,039.11
225316	VIKING ELECTRIC SUPPLY	s002824082.001	8/9/2019	34.92
225316	VIKING ELECTRIC SUPPLY	S002824111.001	8/9/2019	134.67
225316	VIKING ELECTRIC SUPPLY		8/9/2019	0.00
225317	VOYAGER SOPRIS LEARNING INC	2126999	8/9/2019	952.20
225318	VREELAND, DUSTIN	VREELAND83119	8/9/2019	20.00
225319	WAGGONER, SCOTT	WAGGONER73119	8/9/2019	20.00
225320	WALDVOGEL, ALYSSA	WALDVOGEL73119	8/9/2019	20.00
225321	WALTERS, RANDY	WALTERS83119	8/9/2019	20.00
225322	WAUSAU & MARA CTY PARKS	62519	8/9/2019	330.00
225323	WAUSAU AWARDS AND ENGRAVING	43675	8/9/2019	43.00
225324	WI CENTER FOR EDUCATION RESEARCH	CEW5076	8/9/2019	1,680.00
225325	WIERZBA, DAN	WIERZBA73119	8/9/2019	20.00
225326	WOLF, ALI	WOLF73119	8/9/2019	40.00
225327	WRESSELL, SANA	WRESSELL73119	8/9/2019	20.00
225328	YANG, PK	YANG73119	8/9/2019	20.00
225329	ZANDER, DALE	ZANDER73119	8/9/2019	20.00
225330	ZIEGELBAUER, KEITH	ZIEGELBAUER83119	8/9/2019	20.00
225331	THAO, NENG	81119	8/13/2019	2,000.00
225332	MARK HARRING STANDING CHAPTER 13 TRUSTEE	08162019A	8/16/2019	309.23
225333	UNITED WAY OF MARATHON CNTY	20190816ADUWAY	8/16/2019	403.81
225333	UNITED WAY OF MARATHON CNTY	20190816BDUWAY	8/16/2019	123.72
225334	ELITE CUSTOM CABINETRY	2076	8/14/2019	57,000.00
225335	NASP	2019-2020	8/16/2019	420.00
225336	SECURIAN FINANCIAL GROUP, INC.	43709	8/16/2019	18,222.04
225337	SECURITY HEALTH PLAN	43709	8/16/2019	801,494.70
225338	WI SCHOOL PSYCHOLOGISTS ASSN, INC- WSPA	2019-2020	8/16/2019	70.00
225339	ASCD	28528	8/16/2019	239.00
225340	AWSA ASSOC WI SCHL ADM	14615	8/16/2019	750.00
225340	AWSA ASSOC WI SCHL ADM	13327	8/16/2019	765.00
225340	AWSA ASSOC WI SCHL ADM	13868	8/16/2019	750.00
225340	AWSA ASSOC WI SCHL ADM	13608	8/16/2019	765.00
225340	AWSA ASSOC WI SCHL ADM	13048	8/16/2019	765.00
225340	AWSA ASSOC WI SCHL ADM	14321	8/16/2019	515.00
225340	AWSA ASSOC WI SCHL ADM	13182	8/16/2019	765.00
225340	AWSA ASSOC WI SCHL ADM	13210	8/16/2019	765.00
225340	AWSA ASSOC WI SCHL ADM	13866	8/16/2019	750.00
225340	AWSA ASSOC WI SCHL ADM	13867	8/16/2019	750.00
225340	AWSA ASSOC WI SCHL ADM	14887	8/16/2019	765.00
225340	AWSA ASSOC WI SCHL ADM	14487	8/16/2019	750.00
225340	AWSA ASSOC WI SCHL ADM	13131	8/16/2019	765.00

**DCE EVEREST AREA SCHOOL DISTRICT
BOARD CHECK REGISTER (07/16/2019 - 08/21/2019)**

CHECK NUMBER	VENDOR	INVOICE NUMBER	CHECK DATE	AMOUNT
225340	AWSA ASSOC WI SCHL ADM	14385	8/16/2019	765.00
225340	AWSA ASSOC WI SCHL ADM		8/16/2019	0.00
225340	AWSA ASSOC WI SCHL ADM		8/16/2019	0.00
225341	BACKGROUND INVESTIGATION BUREAU, LLC	DCE001080119-1	8/16/2019	125.55
225342	BIG PICTURE LEARNING	DCE-IM-01012019	8/16/2019	3,000.00
225343	CENTURY LINK	1473629725	8/16/2019	100.57
225344	CESA 5, INC.	2000328	8/16/2019	13,337.85
225345	COMMITTEE FOR CHILDREN	2002819	8/16/2019	2,749.00
225346	COMPLETE OFFICE OF WISCONSIN	423520	8/16/2019	364.34
225346	COMPLETE OFFICE OF WISCONSIN	423852	8/16/2019	4.03
225347	CPI, INC.	IUS0147312	8/16/2019	150.00
225348	DC EVEREST JUNIOR HIGH	43678	8/16/2019	1,256.51
225349	DEAN FOODS OF WISCONSIN, INC.	07/29-08/04/2019	8/16/2019	679.34
225350	ELLISON EDUC EQUIP INC	3249911	8/16/2019	36.00
225351	EMC PUBLISHING, LLC / PARADIGM, INC.	1020861	8/16/2019	14,139.96
225352	FEDEX, INC.	6-640-31115	8/16/2019	41.96
225353	GORDON FOOD SERVICE INC	196065038	8/16/2019	43.35
225354	GREEN VALLEY SEPTIC LLC	MT0501	8/16/2019	295.00
225354	GREEN VALLEY SEPTIC LLC	MT0518	8/16/2019	135.00
225355	HMONG EGGROLL	170820	8/16/2019	150.00
225356	KOHLMAN'S INC	792395	8/16/2019	225.00
225357	LAKESHORE LEARNING MAT	4451370719	8/16/2019	1,113.46
225358	LATIMER, CHERYL	27656-2	8/16/2019	25.40
225359	LOCKSMITH SHOPPE	14187	8/16/2019	15.00
225360	MARA CTY TREASURER'S OFFICE	19073111	8/16/2019	8.00
225361	MARSHFIELD CLINIC, INC.	8003939JUL19	8/16/2019	649.70
225362	MEKONG FRESH MEATS, INC	68035	8/16/2019	216.00
225363	MS GRAPHICS, LLC	2014-2554	8/16/2019	332.00
225364	NASCO INC - REP. ONLY	452289	8/16/2019	1,329.90
225365	NEOFUNDS BY NEOPOST INC.	43647	8/16/2019	2,000.00
225366	PEARSON EDUCATION	7026759185	8/16/2019	7,503.10
225367	PHO 76	35804	8/16/2019	179.35
225368	POETS & WRITERS MAGAZINE	8.12.19	8/16/2019	14.95
225369	RBS ACTIVEWEAR, INC	150562	8/16/2019	1,798.87
225370	ROTHSCHILD WATERWORKS	43647	8/16/2019	103.43
225371	SCHOFIELD ORIENTAL MARKET	43647	8/16/2019	520.00
225372	SCHOLASTIC TEACHER STORE	19709209	8/16/2019	15.88
225373	SKYLINE EXHIBIT RESOURCE	35127921	8/16/2019	24.50
225374	STAPLES ADVANTAGE	3420179069	8/16/2019	616.80
225374	STAPLES ADVANTAGE	3420047761	8/16/2019	39.96
225374	STAPLES ADVANTAGE	3421045146	8/16/2019	121.20
225374	STAPLES ADVANTAGE	3420047762	8/16/2019	144.90
225374	STAPLES ADVANTAGE	3418316304	8/16/2019	27.54
225374	STAPLES ADVANTAGE	3418379906	8/16/2019	252.71
225374	STAPLES ADVANTAGE	3418379907	8/16/2019	93.52
225374	STAPLES ADVANTAGE	3418379908	8/16/2019	53.70
225374	STAPLES ADVANTAGE	3418931474	8/16/2019	5.37
225374	STAPLES ADVANTAGE	3418931473	8/16/2019	190.01
225374	STAPLES ADVANTAGE	8055120295	8/16/2019	74.94

**DCE EVEREST AREA SCHOOL DISTRICT
BOARD CHECK REGISTER (07/16/2019 - 08/21/2019)**

CHECK NUMBER	VENDOR	INVOICE NUMBER	CHECK DATE	AMOUNT
225374	STAPLES ADVANTAGE	3418379903	8/16/2019	875.66
225374	STAPLES ADVANTAGE	3418817590	8/16/2019	46.47
225374	STAPLES ADVANTAGE	3422060693	8/16/2019	91.50
225374	STAPLES ADVANTAGE	3418316303	8/16/2019	5.37
225374	STAPLES ADVANTAGE	3418379905	8/16/2019	476.49
225374	STAPLES ADVANTAGE		8/16/2019	0.00
225374	STAPLES ADVANTAGE		8/16/2019	0.00
225374	STAPLES ADVANTAGE		8/16/2019	0.00
225374	STAPLES ADVANTAGE		8/16/2019	0.00
225374	STAPLES ADVANTAGE		8/16/2019	0.00
225375	STARR COMMONWEALTH	SGLN-3323a	8/16/2019	46.62
225376	TAYLOR ASSOCIATES COMMUNICATIONS, INC.	10464	8/16/2019	1,820.00
225377	THE NEW YORK TIMES	19.8.12	8/16/2019	46.00
225378	US MATH RECOVERY COUNCIL	19-1183	8/16/2019	3,980.00
225379	VANG, ANNMARIE	AUG2019 ENRICHMENT	8/16/2019	850.00
225379	VANG, ANNMARIE	AUG2019 SUMMER	8/16/2019	71.72
225380	VIKING ELECTRIC SUPPLY	S002826650.001	8/16/2019	119.37
225380	VIKING ELECTRIC SUPPLY	S002826650.002	8/16/2019	48.02
225380	VIKING ELECTRIC SUPPLY	S002833275.001	8/16/2019	173.16
225380	VIKING ELECTRIC SUPPLY	S002831497.001	8/16/2019	321.73
225380	VIKING ELECTRIC SUPPLY	S002829616.001	8/16/2019	187.80
225380	VIKING ELECTRIC SUPPLY	S002849521.001	8/16/2019	-120.29
225380	VIKING ELECTRIC SUPPLY		8/16/2019	0.00
225381	VUE, MAA	AUG2019 ENRICHMENT	8/16/2019	850.00
225381	VUE, MAA	AUG2019 SUMMER	8/16/2019	137.92
225382	WESTON MUNICIPAL UTILITIES	WES CHAR 04-07 2019	8/16/2019	4,537.98
225383	YANG, DER	AUG2019 ENRICHMENT	8/16/2019	850.00
192000116	ADAMUS, AMY	JUN2019A	7/19/2019	67.13
192000117	ADVANCED DISPOSAL SOLID WASTE MIDWEST, LLC	43617	7/19/2019	2,378.15
192000118	ALPHA BAKING CO., INC.	190126168006	7/19/2019	74.30
192000118	ALPHA BAKING CO., INC.	190126175006	7/19/2019	121.30
192000119	AMERICAN WELDING & GAS INC	6439308	7/19/2019	5.50
192000120	ASCENSION ST. MICHAEL'S HOSPITAL INC.	147160	7/19/2019	66.00
192000120	ASCENSION ST. MICHAEL'S HOSPITAL INC.	147095	7/19/2019	120.00
192000120	ASCENSION ST. MICHAEL'S HOSPITAL INC.	147109	7/19/2019	50.00
192000121	BENDER, ASHLEY	BENDER7819	7/19/2019	52.00
192000122	DICKERSON, LESLEI	TRIP STIPEND 2018-19	7/19/2019	500.00
192000123	FIRST SUPPLY LLC	81604-00	7/19/2019	330.60
192000124	FLETCHER, TAMRA	FLETCHER7919	7/19/2019	39.50
192000125	FORECAST 5 ANALYTICS, INC.	INV08836	7/19/2019	15,860.00
192000126	GOETSCH, DIANE	DYKX86W1-2	7/19/2019	122.91
192000127	HALL, KIMBERLY	43617	7/19/2019	26.68
192000127	HALL, KIMBERLY	JUN2019A	7/19/2019	313.91
192000128	HOFFMAN, AARON	43617	7/19/2019	53.48
192000129	HORAK REFRIGERATION INC	39478	7/19/2019	99.00
192000130	JENKIN, DOUGLAS	JENKIN7919	7/19/2019	112.50
192000131	MC MILLAN-HEHIR, HEATHER	43617	7/19/2019	67.40
192000132	MEAD, WILLIAM	43617	7/19/2019	96.74
192000133	OFFICE ENTERPRISES INC	443998	7/19/2019	10,573.25

**DCE EVEREST AREA SCHOOL DISTRICT
BOARD CHECK REGISTER (07/16/2019 - 08/21/2019)**

CHECK NUMBER	VENDOR	INVOICE NUMBER	CHECK DATE	AMOUNT
192000134	OLSTAD, GLENN	43617	7/19/2019	67.93
192000135	PER MAR SECURITY SERVICES, INC.	70919	7/19/2019	2,890.00
192000136	PISCA, SARAH	PISCA7819	7/19/2019	291.00
192000137	PLAMANN, LIBERTAD	TRIP STIPEND 2018-19	7/19/2019	500.00
192000138	PLATTA, KIYANN	JUN2019A	7/19/2019	28.30
192000139	PLISCH, SANDRA	TRIP STIPEND 2018-19	7/19/2019	500.00
192000140	REISER, ALLISON	REISER7819	7/19/2019	238.00
192000141	SCHOOL SPECIALTY	208123099196	7/19/2019	135.28
192000141	SCHOOL SPECIALTY	208123172175	7/19/2019	-132.56
192000142	TOMASIEWICZ, SARAH	43617	7/19/2019	82.48
192000143	WSMA	135011	7/19/2019	2.10
192000143	WSMA	138069	7/19/2019	47.00
192000144	ABLE DISTRIBUTING CO INC	389	7/19/2019	389.01
192000145	AMAZON CAPITAL SERVICES	1MMN-CHGQ-QC94	7/19/2019	375.30
192000145	AMAZON CAPITAL SERVICES	1L73-9CCF-KVXV	7/19/2019	1,099.07
192000145	AMAZON CAPITAL SERVICES	1LTY-WFTK-FJJM	7/19/2019	27.40
192000145	AMAZON CAPITAL SERVICES	1XG6-6HM6-T7HM	7/19/2019	26.98
192000145	AMAZON CAPITAL SERVICES	14P7-RPVJ-TQHV	7/19/2019	38.68
192000145	AMAZON CAPITAL SERVICES	1YNV-XNKQ-H1V6	7/19/2019	301.80
192000145	AMAZON CAPITAL SERVICES	1D6G-CCYJ-CTGW	7/19/2019	366.96
192000145	AMAZON CAPITAL SERVICES	1NPX-LMDX-Y76K	7/19/2019	22.98
192000145	AMAZON CAPITAL SERVICES		7/19/2019	0.00
192000146	ASCENSION ST. MICHAEL'S HOSPITAL INC.	147096	7/19/2019	50.00
192000147	BLACKBOARD, INC.	1323810	7/19/2019	30,942.00
192000148	CARTER, TONIA	CARTER7919	7/19/2019	418.50
192000149	FIRST SUPPLY LLC	82786-00	7/19/2019	24.00
192000149	FIRST SUPPLY LLC	83028-00	7/19/2019	112.15
192000150	GREIL, TRAVIS	TRIP STIPEND 2019-20	7/19/2019	500.00
192000151	HEINEMANN PUBL, GREENWOOD	7089293	7/19/2019	9,847.06
192000152	KRISS PREMIUM PROD INC	162323	7/19/2019	55.16
192000153	MARATHON PEST CONTROL	INV#30309	7/19/2019	28.00
192000153	MARATHON PEST CONTROL	INV#30312	7/19/2019	28.00
192000153	MARATHON PEST CONTROL	INV#30314	7/19/2019	28.00
192000153	MARATHON PEST CONTROL	INV# 30316	7/19/2019	35.00
192000153	MARATHON PEST CONTROL	INV#30317	7/19/2019	28.00
192000153	MARATHON PEST CONTROL	INV#30321	7/19/2019	28.00
192000153	MARATHON PEST CONTROL	INV#30322	7/19/2019	28.00
192000153	MARATHON PEST CONTROL	INV# 30323	7/19/2019	28.00
192000153	MARATHON PEST CONTROL	INV#30324	7/19/2019	28.00
192000153	MARATHON PEST CONTROL	INV# 30360	7/19/2019	28.00
192000154	MULTI-HEALTH SYSTEMS INC	1062036	7/19/2019	926.35
192000155	NORTHWAY COMMUNICATIONS INC	109751	7/19/2019	30.00
192000156	PER MAR SECURITY SERVICES, INC.	2090564	7/19/2019	9,954.96
192000157	QUALITY DOOR AND HARDWARE INC.	702399	7/19/2019	62.00
192000158	RASE, LUCAS	43647	7/19/2019	125.00
192000159	REINHART FOODS INC	787205	7/19/2019	426.41
192000160	TIERNEY BROTHERS, INC.	801031	7/19/2019	5,940.00
192000160	TIERNEY BROTHERS, INC.	801450	7/19/2019	2,875.32
192000161	WASB-WI ASSN OF SCHL BOARDS	16601	7/19/2019	9,767.00

**DCE EVEREST AREA SCHOOL DISTRICT
BOARD CHECK REGISTER (07/16/2019 - 08/21/2019)**

CHECK NUMBER	VENDOR	INVOICE NUMBER	CHECK DATE	AMOUNT
192000161	WASB-WI ASSN OF SCHL BOARDS	17810	7/19/2019	235.00
192000162	WEBKO EMBROIDERY & SCREEN PRINTING, INC	4414	7/19/2019	209.00
192000163	WENNING GRINDING SUPPLY INC., J	97530	7/19/2019	46.00
192000164	NASSCO INC - CUSTODIAL	S2485036.001	7/22/2019	281.40
192000164	NASSCO INC - CUSTODIAL	S2485036	7/22/2019	22,967.10
192000165	ABEL, SCOT	43647	7/26/2019	11.40
192000166	ALPHA BAKING CO., INC.	190126189007	7/26/2019	246.12
192000167	ASHTON, HOLLY	43647	7/26/2019	125.00
192000168	AUGUST WINTER & SONS INC	9252	7/26/2019	1,891.99
192000168	AUGUST WINTER & SONS INC		7/26/2019	0.00
192000169	BASSETT MECHANICAL, INC.	6052268	7/26/2019	639.00
192000170	BATIEN, ELYSE	43647	7/26/2019	10.55
192000170	BATIEN, ELYSE	JUL2019A	7/26/2019	17.35
192000171	BLUE EDGE ENERGY	1743	7/26/2019	211.64
192000172	BOHLMAN, TAMMY	43647	7/26/2019	165.04
192000173	BUENNING, BETHANY	43647	7/26/2019	19.35
192000174	CESA 9, INC.	11763	7/26/2019	375.00
192000175	CUMMINGS, LONA	43647	7/26/2019	23.94
192000176	DOESCHER, LAUREN	43647	7/26/2019	91.19
192000177	ERICKSON, KAROLYN	43647	7/26/2019	14.15
192000178	FIRST SUPPLY LLC	83086-00	7/26/2019	49.00
192000178	FIRST SUPPLY LLC	83072-00	7/26/2019	143.80
192000179	FISHER, LEAH	43647	7/26/2019	188.20
192000180	FRANCE PROPANE SERVICE	259363	7/26/2019	84.00
192000181	GILBERTSON, KENDRA	43647	7/26/2019	53.24
192000182	HAAKENSON, BRITTANY	43647	7/26/2019	291.18
192000183	HAHN, AMY	43647	7/26/2019	57.82
192000184	HEIL, LOGAN	43647	7/26/2019	147.35
192000185	HOENISCH, KIMBERLY	43647	7/26/2019	136.93
192000186	HOFFMANN, YVONNE	43647	7/26/2019	14.76
192000187	KEMP, JANE	43647	7/26/2019	51.84
192000188	KIETLINSKI, CARLA	43647	7/26/2019	73.74
192000189	KIRSCHLING, ALEXIA	43647	7/26/2019	35.49
192000190	KLOPOTIC, JAMY	KLOPOTIC72419	7/26/2019	108.00
192000191	KOLB, ALEXANDRIA	43647	7/26/2019	69.66
192000192	KOSTYN, MIKAELA	43647	7/26/2019	15.59
192000193	LAU, KATILYN	43647	7/26/2019	23.10
192000194	LUEDKE, ERNEST	43647	7/26/2019	99.39
192000195	MID WISCONSIN BEVERAGE	2619152	7/26/2019	200.00
192000195	MID WISCONSIN BEVERAGE	2619153	7/26/2019	503.91
192000196	MULL, AARON	43647	7/26/2019	185.02
192000197	PAGEL, ADRIA	43647	7/26/2019	17.25
192000198	PATTERSON-HAWK, KRISTI	43647	7/26/2019	13.16
192000199	PATTERSON, LAUREN	43647	7/26/2019	72.20
192000200	POWERSCHOOL GROUP LLC	INV183313	7/26/2019	4,676.19
192000201	POWERS, TAYLOR	43647	7/26/2019	30.00
192000202	REINHART FOODS INC	796954	7/26/2019	451.59
192000203	SALZMAN, JAMIE	43647	7/26/2019	55.88
192000204	SCHOOL SPECIALTY	308103317402	7/26/2019	439.17

**DCE EVEREST AREA SCHOOL DISTRICT
BOARD CHECK REGISTER (07/16/2019 - 08/21/2019)**

CHECK NUMBER	VENDOR	INVOICE NUMBER	CHECK DATE	AMOUNT
192000205	SEELEY, BRAD	43647	7/26/2019	274.36
192000205	SEELEY, BRAD	JUL2019A	7/26/2019	206.54
192000206	SEELEY, CAITLIN	43647	7/26/2019	45.96
192000207	STRANG PATTESON RENNING LWEIS & LACY S.C.	918938	7/26/2019	114.00
192000208	TEPP, ALYSSA	43647	7/26/2019	1,227.00
192000209	TRASKA, KORRIN	43647	7/26/2019	49.47
192000210	WADZINSKI, CORTNEY	43647	7/26/2019	126.11
192000211	WELLER, JULIE	43647	7/26/2019	3,925.92
192000211	WELLER, JULIE	JUL2019A	7/26/2019	1,197.48
192000212	WESENICK, CASEY	43647	7/26/2019	125.00
192000214	ABLE DISTRIBUTING CO INC	s014360349.001	8/2/2019	147.74
192000214	ABLE DISTRIBUTING CO INC	S014412504.001	8/2/2019	11.10
192000214	ABLE DISTRIBUTING CO INC	S014298600.001	8/2/2019	59.90
192000214	ABLE DISTRIBUTING CO INC	S014404683.001	8/2/2019	1.84
192000215	ADAMUS, AMY	43647	8/2/2019	43.27
192000216	AMAZON CAPITAL SERVICES	1F9X-JYYQ-MGJD	8/2/2019	33.32
192000216	AMAZON CAPITAL SERVICES	1X9M-C3TV-41FC	8/2/2019	84.77
192000216	AMAZON CAPITAL SERVICES	1F1X-6H3R-FM7P	8/2/2019	89.45
192000216	AMAZON CAPITAL SERVICES	1F1X-6H3R-CXNL	8/2/2019	19.15
192000216	AMAZON CAPITAL SERVICES	1CCQ-RF7K-LCHN	8/2/2019	853.61
192000216	AMAZON CAPITAL SERVICES	1X9M-C3TV-9C1H	8/2/2019	32.59
192000216	AMAZON CAPITAL SERVICES	1GXF-QGQF-474D	8/2/2019	81.47
192000216	AMAZON CAPITAL SERVICES	1NNW-W9DM-N6NF	8/2/2019	82.25
192000216	AMAZON CAPITAL SERVICES	1PMK-3KFL-6PV9	8/2/2019	1,106.49
192000216	AMAZON CAPITAL SERVICES	1QCN-996D-YNTT	8/2/2019	106.69
192000216	AMAZON CAPITAL SERVICES	1G6X-7J7Q-99GC	8/2/2019	516.51
192000216	AMAZON CAPITAL SERVICES	1NW4-KJW4-1L4H	8/2/2019	216.46
192000216	AMAZON CAPITAL SERVICES	1F9X-JYYQ-17GW	8/2/2019	762.50
192000216	AMAZON CAPITAL SERVICES	199W-Y3T4-4PDG	8/2/2019	73.43
192000216	AMAZON CAPITAL SERVICES	1PD1-FKJR-13F9	8/2/2019	79.01
192000216	AMAZON CAPITAL SERVICES	1TGM-GGGP-QNM3	8/2/2019	43.88
192000216	AMAZON CAPITAL SERVICES	199W-Y3T4-1H1G	8/2/2019	78.39
192000216	AMAZON CAPITAL SERVICES	1NNW-W9DM-6LWJ	8/2/2019	342.41
192000216	AMAZON CAPITAL SERVICES	13JH-TGYG-YR4H	8/2/2019	559.86
192000216	AMAZON CAPITAL SERVICES	199W-Y3T4-RFMQ	8/2/2019	257.05
192000216	AMAZON CAPITAL SERVICES	11GX-DMMG-6RJP	8/2/2019	987.53
192000216	AMAZON CAPITAL SERVICES	13N7-94PF-M1NT	8/2/2019	74.97
192000216	AMAZON CAPITAL SERVICES	199W-Y3T4-XNKC	8/2/2019	465.33
192000216	AMAZON CAPITAL SERVICES		8/2/2019	0.00
192000216	AMAZON CAPITAL SERVICES		8/2/2019	0.00
192000216	AMAZON CAPITAL SERVICES		8/2/2019	0.00
192000216	AMAZON CAPITAL SERVICES		8/2/2019	0.00
192000217	CARTER, TONIA	CARTER72619	8/2/2019	375.00
192000218	CESA 9, INC.	11807	8/2/2019	19,686.75
192000219	ERDMAN, JOAN	43647	8/2/2019	21.92
192000220	FIRST SUPPLY LLC	83288-00	8/2/2019	3.52
192000220	FIRST SUPPLY LLC	83365-00	8/2/2019	20.69
192000221	FORE-FRONT MECHANICAL, INC.	5396	8/2/2019	1,176.00
192000222	FORMS SPECIALISTS INC	45872	8/2/2019	149.44

**DCE EVEREST AREA SCHOOL DISTRICT
BOARD CHECK REGISTER (07/16/2019 - 08/21/2019)**

CHECK NUMBER	VENDOR	INVOICE NUMBER	CHECK DATE	AMOUNT
192000223	FRANCE PROPANE SERVICE	255695	8/2/2019	108.16
192000224	FSS BUSINESS SYSTEMS	39719	8/2/2019	10,429.89
192000225	HAAKENSON, BRITTANY	JUL2019A	8/2/2019	71.15
192000226	JABLONSKI, MYA	43647	8/2/2019	29.00
192000227	KOSTYN, MIKAELA	JUL2019A	8/2/2019	9.98
192000228	MID WISCONSIN BEVERAGE	2620619	8/2/2019	2,015.36
192000229	MILLER, STEPHANIE	MILLER72919	8/2/2019	228.50
192000230	OFFICE ENTERPRISES INC	445528	8/2/2019	196.37
192000231	PHILLIPS, STEPHANIE	PHILLIPS72419	8/2/2019	62.50
192000231	PHILLIPS, STEPHANIE	PHILLIPS72319	8/2/2019	37.50
192000232	PRAHL, TINA	43647	8/2/2019	28.54
192000233	SCHOOL SPECIALTY	30810336283	8/2/2019	398.63
192000233	SCHOOL SPECIALTY	208123193101	8/2/2019	2,152.40
192000233	SCHOOL SPECIALTY	2081233107996	8/2/2019	16.76
192000233	SCHOOL SPECIALTY	208123373673	8/2/2019	21.37
192000234	STACK, AMY	43647	8/2/2019	57.07
192000235	TRUCK EQUIPMENT INC.	842236-00	8/2/2019	336.93
192000236	VANOYEN, JENNIFER	43647	8/2/2019	299.88
192000237	WASB-WI ASSN OF SCHL BOARDS	22357 & 22356	8/2/2019	90.00
192000237	WASB-WI ASSN OF SCHL BOARDS	22354	8/2/2019	194.00
192000237	WASB-WI ASSN OF SCHL BOARDS	22355	8/2/2019	45.00
192000238	WISNET	14966	8/2/2019	1,500.00
192000239	WORLD BOOK, INC.	1596355	8/2/2019	2,977.35
192000247	ABLE DISTRIBUTING CO INC	S014416223.001	8/9/2019	12.93
192000248	AMAZON CAPITAL SERVICES	1K39-RKCY-P71P	8/9/2019	55.98
192000248	AMAZON CAPITAL SERVICES	1C1T-431C-D1H4	8/9/2019	149.85
192000248	AMAZON CAPITAL SERVICES	13N7-94PF-MWYC	8/9/2019	48.94
192000248	AMAZON CAPITAL SERVICES	1K11-69KW-GQJR	8/9/2019	64.85
192000248	AMAZON CAPITAL SERVICES	13N7-94PF-H6FP	8/9/2019	89.99
192000248	AMAZON CAPITAL SERVICES	1FJT-CW7L-MKNQ	8/9/2019	27.77
192000248	AMAZON CAPITAL SERVICES	11WL-TDFD-174J.	8/9/2019	6.00
192000248	AMAZON CAPITAL SERVICES	1K1C-M7HK-LQGY	8/9/2019	165.69
192000248	AMAZON CAPITAL SERVICES	14P7-RPVJ-QHWF	8/9/2019	117.98
192000248	AMAZON CAPITAL SERVICES	1NNW-W9DM-H6RL	8/9/2019	114.00
192000248	AMAZON CAPITAL SERVICES	1NHX-Q3VW-4D6V	8/9/2019	60.00
192000248	AMAZON CAPITAL SERVICES	1P4R-YQC7-Y4FG	8/9/2019	24.23
192000248	AMAZON CAPITAL SERVICES		8/9/2019	0.00
192000248	AMAZON CAPITAL SERVICES		8/9/2019	0.00
192000249	AMERICAN WELDING & GAS INC	6505627	8/9/2019	93.25
192000250	APFELBECK (ROBERT) TRUCKING	2	8/9/2019	1,149.00
192000251	AUGUST WINTER & SONS INC	10945	8/9/2019	670.00
192000252	BENDER, ASHLEY	BENDER8519	8/9/2019	12.50
192000253	BUNNELL, DANIELLE	43617	8/9/2019	139.00
192000254	CHRISTIANSON, VICKIE	CHRISTIANSON73019	8/9/2019	195.50
192000255	COUNTY MATERIALS CORP.	3284511-00	8/9/2019	42.00
192000256	FLETCHER, TAMRA	FLETCHER8519	8/9/2019	66.50
192000257	FORMS SPECIALISTS INC	45910	8/9/2019	107.28
192000258	GINGERROOT LLC	1918	8/9/2019	3,750.00
192000259	GREEN LAWN UNGRD SPRINKLERS	19-05021	8/9/2019	500.52

**DCE EVEREST AREA SCHOOL DISTRICT
BOARD CHECK REGISTER (07/16/2019 - 08/21/2019)**

CHECK NUMBER	VENDOR	INVOICE NUMBER	CHECK DATE	AMOUNT
192000260	HACKBARTH, LINDA	HACKBARTH8519	8/9/2019	151.00
192000261	HANKE, MICHAEL	43647	8/9/2019	97.15
192000261	HANKE, MICHAEL	JUL2019A	8/9/2019	60.00
192000262	HOBART SALES AND SERVICE INC	ZB81093	8/9/2019	194.35
192000262	HOBART SALES AND SERVICE INC	ZB81059	8/9/2019	91.00
192000263	INDIANHEAD FOODSERVICE DISTRIBUTOR	405089	8/9/2019	-76.90
192000263	INDIANHEAD FOODSERVICE DISTRIBUTOR	6547	8/9/2019	369.70
192000264	JENKIN, DOUGLAS	JENKIN8519	8/9/2019	82.00
192000265	KROHN, MICHAEL	43647	8/9/2019	383.63
192000266	LEHRKE, FRITZ	43647	8/9/2019	19.47
192000267	LIGHTBODY, LLC	LIGHTBODY8119	8/9/2019	168.00
192000268	MC MILLAN-HEHIR, HEATHER	43647	8/9/2019	20.36
192000269	MILLER, REBECCA	43647	8/9/2019	15.49
192000270	MOORE, KATHLYNE	43647	8/9/2019	249.05
192000271	MULL, AARON	MULL73119	8/9/2019	20.00
192000272	NANOTEK DEVICE REPAIR LLC	754	8/9/2019	1,780.00
192000273	OASYS LLC - MARTIN R. SUCHORSKI	2065	8/9/2019	13,000.00
192000274	OFFICE ENTERPRISES INC	44726	8/9/2019	1,497.00
192000274	OFFICE ENTERPRISES INC	444727	8/9/2019	3,080.00
192000275	PETERSON, STACY	43647	8/9/2019	123.70
192000275	PETERSON, STACY	JUL2019A	8/9/2019	199.61
192000276	PISCA, SARAH	PISCA8519	8/9/2019	406.50
192000277	REINDERS INC	2409170-00	8/9/2019	4,766.60
192000278	RENAISSANCE LEARNING	4047432-0	8/9/2019	16,236.38
192000278	RENAISSANCE LEARNING	4047433-0	8/9/2019	2,668.86
192000278	RENAISSANCE LEARNING	4047434-0	8/9/2019	21,343.80
192000278	RENAISSANCE LEARNING	4047435-0	8/9/2019	2,322.02
192000279	RIFTON EQUIPMENT	K612D-1	8/9/2019	307.50
192000279	RIFTON EQUIPMENT	K613D-1	8/9/2019	3,420.00
192000280	ROTO-GRAPHIC PRINTING INC	2607-19	8/9/2019	1,692.92
192000281	RYAN, DESIREE	RYAN73119	8/9/2019	114.00
192000281	RYAN, DESIREE	RYAN8419	8/9/2019	209.50
192000282	SCHOOL SPECIALTY	208123124127	8/9/2019	426.91
192000282	SCHOOL SPECIALTY	208123389220	8/9/2019	67.90
192000283	SCHUSTER, TERESE	43647	8/9/2019	103.07
192000284	STOSKOPF, JACK	43647	8/9/2019	40.95
192000285	SUN PRINTING INC	106228	8/9/2019	652.00
192000286	SUPERIOR CHEMICAL CORP, INC.	235452	8/9/2019	957.14
192000287	TEAM SPORTING GOODS INC	AAF013730	8/9/2019	1,310.00
192000287	TEAM SPORTING GOODS INC	AAF013732	8/9/2019	1,524.40
192000287	TEAM SPORTING GOODS INC	AAF013735	8/9/2019	237.00
192000288	WEBKO EMBROIDERY & SCREEN PRINTING, INC	4562	8/9/2019	603.25
192000289	WEINKAUF, TONI	WEINKKAUF8419	8/9/2019	52.00
192000290	WOOD, JOSHUA	WOOD73119	8/9/2019	20.00
192000291	ABLE DISTRIBUTING CO INC	S014444194.001	8/16/2019	19.76
192000292	ADVANCED DISPOSAL SOLID WASTE MIDWEST, LLC	07 2019	8/16/2019	5,918.62
192000293	ALPHA BAKING CO., INC.	190126217006	8/16/2019	107.95
192000294	AMAZON CAPITAL SERVICES	1K6M-CYMH-PYK9	8/16/2019	241.41
192000294	AMAZON CAPITAL SERVICES	1XDG-CYGD-1DQW	8/16/2019	38.82

**DCE EVEREST AREA SCHOOL DISTRICT
BOARD CHECK REGISTER (07/16/2019 - 08/21/2019)**

CHECK NUMBER	VENDOR	INVOICE NUMBER	CHECK DATE	AMOUNT
192000294	AMAZON CAPITAL SERVICES	1JQW-J6R9-DDJN	8/16/2019	43.74
192000294	AMAZON CAPITAL SERVICES	1MYH-JK4F-6FFW	8/16/2019	115.59
192000294	AMAZON CAPITAL SERVICES	1K11-69KW-CK7T	8/16/2019	693.47
192000294	AMAZON CAPITAL SERVICES	13N7-37RC-69KY	8/16/2019	484.19
192000294	AMAZON CAPITAL SERVICES	19XW-QX4D-HF9N	8/16/2019	108.61
192000294	AMAZON CAPITAL SERVICES	1643-4961-1JR3	8/16/2019	1,594.65
192000294	AMAZON CAPITAL SERVICES	1C1T-431C-QVCQ	8/16/2019	244.90
192000294	AMAZON CAPITAL SERVICES	1FTP-YQH6-NFJ9	8/16/2019	39.51
192000294	AMAZON CAPITAL SERVICES	1FNM-N1KW-G7R6	8/16/2019	21.97
192000294	AMAZON CAPITAL SERVICES	1FNM-N1KW-GNCQ	8/16/2019	27.26
192000294	AMAZON CAPITAL SERVICES	1K6M-CYMH-11HR	8/16/2019	37.39
192000294	AMAZON CAPITAL SERVICES	1PXW-MFPF-XXXP	8/16/2019	30.70
192000294	AMAZON CAPITAL SERVICES	1MYH-JK4F-F1MC	8/16/2019	47.64
192000294	AMAZON CAPITAL SERVICES	1JQW-J6R9-CNCT	8/16/2019	215.43
192000294	AMAZON CAPITAL SERVICES	1MYT-VW9R-G6MV	8/16/2019	346.39
192000294	AMAZON CAPITAL SERVICES	1V4W-YD93-KGKY	8/16/2019	156.78
192000294	AMAZON CAPITAL SERVICES	1XLY-6FJV-3LMV	8/16/2019	321.60
192000294	AMAZON CAPITAL SERVICES		8/16/2019	0.00
192000294	AMAZON CAPITAL SERVICES		8/16/2019	0.00
192000294	AMAZON CAPITAL SERVICES		8/16/2019	0.00
192000295	AMERICAN WELDING & GAS INC	6521419	8/16/2019	386.61
192000296	ANDREW, SARA	43647	8/16/2019	36.91
192000297	ARAMARK UNIFORM SERVICES, INC	072019 FOOD SUMMER	8/16/2019	120.64
192000297	ARAMARK UNIFORM SERVICES, INC	072019 CUST	8/16/2019	879.30
192000298	ASCENSION ST. MICHAEL'S HOSPITAL INC.	148530	8/16/2019	3,735.00
192000298	ASCENSION ST. MICHAEL'S HOSPITAL INC.	147981	8/16/2019	140.00
192000299	BASSETT MECHANICAL, INC.	6036131C	8/16/2019	744.00
192000300	BAUDHUIN, LATICIA	43647	8/16/2019	5.22
192000301	CARTER, TONIA	CARTER8919	8/16/2019	300.00
192000302	CESA 9, INC.	11907	8/16/2019	4,425.00
192000303	DISCOVERY EDUCATION, INC	CINV-003714	8/16/2019	2,400.00
192000303	DISCOVERY EDUCATION, INC	CINV-004134	8/16/2019	3,840.00
192000303	DISCOVERY EDUCATION, INC	CINV-004133	8/16/2019	17,076.00
192000304	EDF ENERGY SERVICES, LLC	94731ES	8/16/2019	2,163.06
192000305	FIRST SUPPLY LLC	83559-00	8/16/2019	13.44
192000306	FOLLETT SCHOOL SOLUTIONS, INC	1360386	8/16/2019	7,730.25
192000307	GREEN LAWN UNGRD SPRINKLERS	19-05081	8/16/2019	786.07
192000308	HEID MUSIC COMPANY, INC.	2435928	8/16/2019	606.43
192000309	HEINEMANN PUBL, GREENWOOD	7089809	8/16/2019	6,570.01
192000310	HORAK REFRIGERATION INC	39721	8/16/2019	603.10
192000311	KWIK TRIP INC	00054784 JUL2019	8/16/2019	2,119.33
192000312	LOR, BAONHIA	AUG2019 SUMMER	8/16/2019	276.74
192000313	LOR-HER, KAOLEE	AUG2019 SUMMER	8/16/2019	25.09
192000314	MARATHON PEST CONTROL	30803	8/16/2019	28.00
192000314	MARATHON PEST CONTROL	30811	8/16/2019	28.00
192000314	MARATHON PEST CONTROL	30813	8/16/2019	28.00
192000314	MARATHON PEST CONTROL	30815	8/16/2019	28.00
192000314	MARATHON PEST CONTROL	30676	8/16/2019	28.00
192000314	MARATHON PEST CONTROL	30673	8/16/2019	35.00

**DCE EVEREST AREA SCHOOL DISTRICT
BOARD CHECK REGISTER (07/16/2019 - 08/21/2019)**

CHECK NUMBER	VENDOR	INVOICE NUMBER	CHECK DATE	AMOUNT
192000314	MARATHON PEST CONTROL	30670	8/16/2019	35.00
192000314	MARATHON PEST CONTROL	30669	8/16/2019	28.00
192000314	MARATHON PEST CONTROL	30666	8/16/2019	28.00
192000314	MARATHON PEST CONTROL	30665	8/16/2019	35.00
192000315	MATTHIAE, ROSALIE	43647	8/16/2019	179.22
192000316	MID WISCONSIN BEVERAGE	2622219	8/16/2019	546.52
192000316	MID WISCONSIN BEVERAGE	2622220	8/16/2019	-20.00
192000317	MILLER, STEPHANIE	MILLER81219	8/16/2019	165.00
192000318	NANOTEK DEVICE REPAIR LLC	755	8/16/2019	900.00
192000319	NEOLA, INC	82539	8/16/2019	650.00
192000320	PER MAR SECURITY SERVICES, INC.	2107664	8/16/2019	2,492.52
192000321	PRO ED, INC.	2785951	8/16/2019	137.50
192000322	REALLY GOOD STUFF, LLC	7005248	8/16/2019	71.97
192000323	REINHART FOODS INC	806718	8/16/2019	523.41
192000324	SCHOLASTIC INC	19613150	8/16/2019	137.50
192000324	SCHOLASTIC INC	19616389	8/16/2019	359.00
192000325	SCHOOL SPECIALTY	308103372239	8/16/2019	115.44
192000325	SCHOOL SPECIALTY	308103381200	8/16/2019	548.02
192000326	SKYWARD INC	200382	8/16/2019	800.00
192000327	SUN PRINTING INC	106441	8/16/2019	141.25
192000328	THAO, KIA	AUG2019 SUMMER	8/16/2019	490.95
192000329	TIENOR, JENNA	43647	8/16/2019	44.72
192000330	WEBB, HERSHEL	43647	8/16/2019	225.55
192000331	WEBKO EMBROIDERY & SCREEN PRINTING, INC	4580	8/16/2019	461.00
192000332	WI PUBLIC SERVICE	SH GAS JUL2019	8/16/2019	229.24
192000332	WI PUBLIC SERVICE	MS GAS JUL2019	8/16/2019	199.38
192000332	WI PUBLIC SERVICE	MBAY GAS JUL2019	8/16/2019	235.61
192000332	WI PUBLIC SERVICE	GHF GAS JUL2019	8/16/2019	659.58
192000332	WI PUBLIC SERVICE	JH GAS FEB2019	8/16/2019	182.72
192000332	WI PUBLIC SERVICE	2737199925-00000	8/16/2019	88,354.00
				3,233,178.60

**DC EVEREST AREA SCHOOL DISTRICT
BOARD CHECK REGISTER - 49 FUND
07/16/2019 - 08/21/2019**

CHECK NUMBER	VENDOR	INVOICE NUMBER	CHECK DATE	AMOUNT
4900233	COMPLETE OFFICE OF WISCONSIN	147471	7/18/2019	148,265.74
4900234	COMPLETE CONTROL INC	Complete Pay Ap #4	8/7/2019	478,917.80
4900235	J.H. FINDORFF & SON, INC.	JH Findorff Pay Ap #	8/7/2019	429,252.64
4900236	MOBILE WAREHOUSE, LLC	21913 and 21912	8/7/2019	665.2
4900237	PGA PLUMBING INC	PGA Pay App #1 & #3	8/7/2019	226,446.75
4900238	TITO INC	Tito Pay Ap #3	8/7/2019	152,502.79
4900239	TOTAL ELECTRIC, INC.	Total Elect Pay Ap #	8/7/2019	90,250.00
4900240	WISCONSIN MECHANICAL SOLUTIONS, INC	WI Mech Pay Ap #5	8/7/2019	89,945.45
4900241	FURNITURE AND APPLIANCE MART, INC.	222147438	8/7/2019	3,108.94
4900242	LIVEWIRE SYSTEMS, LLC	DCE-12	8/21/2019	4,517.00
4900243	MOBILE WAREHOUSE, LLC	22044	8/21/2019	640
192000213	OFFICE ENTERPRISES INC	OEI292019.1	8/2/2019	39,771.00
192000240	ALTMANN CONSTRUCTION CO., INC	Altmann Pay Ap #4	8/7/2019	204,657.78
192000241	C.D. SMITH CONSTRUCTION, INC.	Roth Pay App #2 & #3	8/7/2019	1,350,972.20
192000242	FORE-FRONT MECHANICAL, INC.	Forefront Pay Ap #5	8/7/2019	184,400.95
192000243	MAVO SYSTEMS, LLC	577,758,285,827	8/7/2019	80,169.07
192000244	MCMILLAN ELECTRIC	McMill Pay Aps 1 & 2	8/7/2019	154,118.50
192000245	NEXUS SOLUTIONS, LLC	885 Pay app #17	8/7/2019	2,006,259.99
192000245	NEXUS SOLUTIONS, LLC	886	8/7/2019	544,665.48
192000246	STAINLESS SPECIALISTS INC	Stainless Pay Ap#6	8/7/2019	3,422.85
192000333	OFFICE ENTERPRISES INC	446356	8/21/2019	5,162.95
				6,198,113.08

		Beginning		2019-20		2019-20		Ending				
Fd	T	Loc	Obj	Func	Prj	Dept	Job	Balance	FYTD Credits	FYTD Debits	Balance	
10	A	000	000	711000	000	000	000	GENERAL FUND/CLAIM ON CASH	-3,177,814.66	15,176,612.58	16,334,196.93	-2,020,230.31
10	A	000	000	711100	000	000	000	GENERAL FUND/PAYROLL CLEARANCE ACCOUNT	0.00	4,565,114.68	4,565,114.68	0.00
10	A	000	000	711105	000	000	000	GENERAL FUND/A/P ACH Cash Account Intercity	0.00	0.00	0.00	0.00
10	A	000	000	711200	000	000	000	GENERAL FUND/PETTY CASH	980.00	0.00	0.00	980.00
10	A	000	000	712000	000	000	000	GENERAL FUND/INVESTMENTS	11,933,621.42	10,453,455.12	7,557,460.63	9,037,626.93
10	A	000	000	712999	000	000	000	GENERAL FUND/WISC INVESTMENT ACCOUNT, PMA	503,796.56	0.00	963.33	504,759.89
10	A	000	000	713100	000	000	000	GENERAL FUND/TAXES RECEIVABLE	6,847,893.57	6,847,893.57	0.00	0.00
10	A	000	000	713200	000	000	000	GENERAL FUND/ACCOUNTS RECEIVABLE	16,165.54	13,897.54	0.00	2,268.00
10	A	000	000	713207	000	000	000	GENERAL FUND/SCOREBOARDS RECEIVABLE	0.00	0.00	0.00	0.00
10	A	000	000	713210	000	000	000	GENERAL FUND/TRACK RENOVATION PROJECT	0.00	0.00	0.00	0.00
10	A	000	000	714100	000	000	000	GENERAL FUND/DUE FROM OTHER FUNDS	0.00	0.00	0.00	0.00
10	A	000	000	715100	000	000	000	GENERAL FUND/DUE FROM LOCAL GOVERNMENTS	6,917.46	6,917.46	0.00	0.00
10	A	000	000	715200	000	000	000	GENERAL FUND/OTHER WI DISTRICTS	3,665.53	2,108.28	0.00	1,557.25
10	A	000	000	715500	000	000	000	GENERAL FUND/DUE FROM STATE GOVERNMENT	896,315.83	866,390.83	0.00	29,925.00
10	A	000	000	715600	000	000	000	GENERAL FUND/DUE FROM FED GOVERNMENT	176,796.94	176,796.94	0.00	0.00
10	A	000	000	717000	000	000	000	GENERAL FUND/PREPAID EXPENSE	590.00	590.00	0.00	0.00
10	A	000	000	717001	000	000	000	GENERAL FUND/PREPAID EXPENSE - IN TECH	0.00	0.00	0.00	0.00
10	A	000	000	751000	000	000	000	GENERAL FUND/FIXED ASSETS-SITES	0.00	0.00	0.00	0.00
10	A	000	000	753000	000	000	000	GENERAL FUND/FIXED ASSETS-BUILDINGS	0.00	0.00	0.00	0.00
10	A	000	000	754000	000	000	000	GENERAL FUND/FIXED ASSETS-EQUIPMENT	0.00	0.00	0.00	0.00
10	A	000	000	754100	000	000	000	GENERAL FUND/EQUIP MENT ACCUM DEPRECIATION	0.00	0.00	0.00	0.00
10	L	000	000	000000	000	000	000	GENERAL FUND/N/A	0.00	0.00	0.00	0.00
10	L	000	000	811100	000	000	000	GENERAL FUND/TEMPORARY NOTES PAYABLE	0.00	0.00	0.00	0.00
10	L	000	000	811200	000	000	000	GENERAL FUND/ACCOUNTS PAYABLE	-400,291.27	3,145,163.74	3,545,455.01	0.00
10	L	000	000	811555	000	000	000	GENERAL FUND/AP P-CARD	0.00	0.00	0.00	0.00
10	L	000	000	811558	000	000	000	GENERAL FUND/AP STAPLES	0.00	0.00	0.00	0.00
10	L	000	000	811610	000	000	000	GENERAL FUND/MEDICARE	-48,818.08	157,047.10	205,865.18	0.00
10	L	000	000	811611	000	000	000	GENERAL FUND/FICA	-220,386.46	671,504.84	891,891.30	0.00
10	L	000	000	811612	000	000	000	GENERAL FUND/FEDERAL INCOME TAX	0.00	395,718.49	395,718.49	0.00
10	L	000	000	811613	000	000	000	GENERAL FUND/STATE INCOME TAX	-148,403.82	293,428.79	382,938.25	-58,894.36
10	L	000	000	811620	000	000	000	GENERAL FUND/RETIREMENT DEDUCTION	-652,403.33	693,535.52	652,486.63	-693,452.22
10	L	000	000	811622	000	000	000	GENERAL FUND/HDHP - 4K / 8K	0.00	0.00	0.00	0.00
10	L	000	000	811624	000	000	000	GENERAL FUND/HDHP-40 EMPLOYEE DEDUCTIONS	0.00	0.00	0.00	0.00
10	L	000	000	811626	000	000	000	GENERAL FUND/HSA - EMPLOYEE DEDUCTIONS	0.00	0.00	0.00	0.00
10	L	000	000	811628	000	000	000	GENERAL FUND/HSA - EMPLOYER CONTRIBUTIONS	0.00	0.00	0.00	0.00
10	L	000	000	811630	000	000	000	GENERAL FUND/DENTAL-PPO CONTRIBUTION	0.00	0.00	0.00	0.00
10	L	000	000	811631	000	000	000	GENERAL FUND/HEALTH INSURANCE DEDUCT	0.00	0.00	0.00	0.00
10	L	000	000	811632	000	000	000	GENERAL FUND/DENTAL INSURANCE DEDUCT	0.00	0.00	0.00	0.00
10	L	000	000	811633	000	000	000	GENERAL FUND/DISABILITY INS DEDUCTION	-8,898.22	19,712.90	22,332.51	-6,278.61
10	L	000	000	811634	000	000	000	GENERAL FUND/SPOUSE/DEP'DT LIFE INSURANCE	-2,102.32	1,493.42	1,916.75	-1,678.99

		Beginning		2019-20		2019-20		Ending													
Fd	T	Loc	Obj	Func	Prj	Dept	Job	Fd	T	Loc	Obj	Func	Prj	Dept	Job	Balance	FYTD	Credits	FYTD	Debits	Balance
10	L	000	000	811635	000	000	000	GENERAL FUND/DEPENDENT CARE -	CHPT125							-11,559.92	14,656.60		7,889.93	-18,326.59	
10	L	000	000	811636	000	000	000	GENERAL FUND/DENTAL-PPO CHAPTER	125							0.00	0.00		0.00	0.00	
10	L	000	000	811637	000	000	000	GENERAL FUND/HEALTH-CHAPTER	125							0.00	0.00		0.00	0.00	
10	L	000	000	811638	000	000	000	GENERAL FUND/DENTAL-CHAPTER	125							0.00	0.00		0.00	0.00	
10	L	000	000	811639	000	000	000	GENERAL FUND/ADDITIONAL LIFE	INSURANCE							-4,128.36	11,741.11		13,945.23	-1,924.24	
10	L	000	000	811640	000	000	000	GENERAL FUND/UNITED WAY								0.00	2,108.36		2,108.36	0.00	
10	L	000	000	811641	000	000	000	GENERAL FUND/OTHER MEDICAL -	CHPT 125							0.00	0.00		0.00	0.00	
10	L	000	000	811642	000	000	000	GENERAL FUND/EBC - FLEX CLAIMS	TAIL							0.00	0.00		0.00	0.00	
10	L	000	000	811643	000	000	000	GENERAL FUND/HEALTH INS. -	SELF PAY							0.00	32,552.62		5,554.98	-26,997.64	
10	L	000	000	811644	000	000	000	GENERAL FUND/DENTAL INS. -	SELF PAY							0.00	2,511.62		0.00	-2,511.62	
10	L	000	000	811645	000	000	000	GENERAL FUND/LIFE INS -	EMPLOYER CONTR							-21,150.35	11,818.01		20,520.55	-12,447.81	
10	L	000	000	811647	000	000	000	GENERAL FUND/LIMITED FLEX PLAN-	CHAPTER 125							-2,698.04	985.50		1,399.88	-2,283.66	
10	L	000	000	811648	000	000	000	GENERAL FUND/SUPPLEMENTAL LIFE	INSURANCE							-3,565.27	5,824.97		6,982.49	-2,407.75	
10	L	000	000	811650	000	000	000	GENERAL FUND/UNION DUES	DEDUCTION							0.00	0.00		0.00	0.00	
10	L	000	000	811652	000	000	000	GENERAL FUND/GREENHECK	FIELDHOUSE MEMBERSHP							0.00	1,256.32		1,256.32	0.00	
10	L	000	000	811655	000	000	000	GENERAL FUND/V VISION PLAN								-492.98	4,424.37		5,703.35	786.00	
10	L	000	000	811656	000	000	000	GENERAL FUND/V SHORT TERM	DISABILITY							4,054.12	7,890.53		4,665.97	829.56	
10	L	000	000	811665	000	000	000	GENERAL FUND/ROTH 403(b)								0.00	10,205.40		10,205.40	0.00	
10	L	000	000	811670	000	000	000	GENERAL FUND/TSA'S								0.00	109,689.12		109,689.12	0.00	
10	L	000	000	811673	000	000	000	GENERAL FUND/RETIREE HEALTH								0.00	11,207.11		0.00	-11,207.11	
10	L	000	000	811674	000	000	000	GENERAL FUND/RETIREE DENTAL								0.00	701.69		0.00	-701.69	
10	L	000	000	811675	000	000	000	GENERAL FUND/RETIREE LIFE								0.00	0.00		0.00	0.00	
10	L	000	000	811699	000	000	000	GENERAL FUND/MISCELLANEOUS								0.00	7,509.90		7,509.90	0.00	
10	L	000	000	811700	000	000	000	GENERAL FUND/INTEREST PAYABLE								0.00	0.00		0.00	0.00	
10	L	000	000	811810	000	000	000	GENERAL FUND/NET PAYROLL	PAYABLE							0.00	0.00		0.00	0.00	
10	L	000	000	811815	000	000	000	GENERAL FUND/NET EFT	PAYABLE							0.00	14,611,560.64		14,611,560.64	0.00	
10	L	000	000	811820	000	000	000	GENERAL FUND/VOUCHERS	PAYABLE							-3,543,579.82	0.00		3,543,579.82	0.00	
10	L	000	000	812000	000	000	000	GENERAL FUND/DUE TO OTHER	FUNDS							-1,183,436.25	0.00		1,183,436.25	0.00	
10	L	000	000	815100	000	000	000	GENERAL FUND/SELF FUNDED	PREMIUM DEPOSITS							0.00	0.00		0.00	0.00	
10	L	000	000	815901	000	000	000	GENERAL FUND/OPEB 73								0.00	0.00		0.00	0.00	
10	L	000	000	816000	000	000	000	GENERAL FUND/DEFERRED	REVENUES							0.00	0.00		0.00	0.00	
10	L	000	000	816200	000	000	000	GENERAL FUND/DEFERRED	REVENUE STATE AID							0.00	0.00		0.00	0.00	
10	L	000	000	816903	000	000	000	GENERAL FUND/DEFER.REV.-	VARIOUS CAMPS							0.00	0.00		0.00	0.00	
10	L	000	000	816905	000	000	000	GENERAL FUND/DEFERRED	REVENUE-OTHER ICE USE							-5,046.40	0.00		5,046.40	0.00	
10	L	000	000	816909	000	000	000	GENERAL FUND/DEF.REV.-	HS HOCKEY							-720.00	0.00		720.00	0.00	
10	L	000	000	816910	000	000	000	GENERAL FUND/DEF. REV. -	IN TECH							0.00	0.00		0.00	0.00	
10	L	000	000	817100	000	000	000	GENERAL FUND/HEALTH-CLAIMS	PAYABLE							0.00	0.00		0.00	0.00	
10	L	000	000	817101	000	000	000	GENERAL FUND/SECURITY	PREMIUM PAYABLE							-799,251.06	1,330,903.02		2,432,684.15	302,530.07	
10	L	000	000	817150	000	000	000	GENERAL FUND/HRA	PAYABLE							0.00	0.00		0.00	0.00	
10	L	000	000	817200	000	000	000	GENERAL FUND/DENTAL-CLAIMS	PAYABLE							-150,000.00	132,886.61		217,412.87	-65,473.74	

		Beginning		2019-20		2019-20		Ending	
Fd	T Loc Obj Func Prj DeptJob	Fd	T Loc Obj Func Prj DeptJob	Balance	FYTD Credits	FYTD Debits	Balance	Balance	
10	L 000 000 819107 000 000 000	GENERAL FUND/CONF ROOM A - ED IMPROVEMENT		0.00	0.00	0.00	0.00	0.00	
10	L 000 000 842300 000 000 000	GENERAL FUND/LONG-TERM BONDS PAYABLE		0.00	0.00	0.00	0.00	0.00	
10	L 000 000 842350 000 000 000	GENERAL FUND/38 FUND TAXABLE BONDS		0.00	0.00	0.00	0.00	0.00	
10	Q 000 000 000000 000 000 000	GENERAL FUND/N/A		0.00	0.00	0.00	0.00	0.00	
10	Q 000 000 911000 000 000 000	GENERAL FUND/FIXED ASSETS - L.T.D.		0.00	0.00	0.00	0.00	0.00	
10	Q 000 000 912000 000 000 000	GENERAL FUND/FIXED ASSETS - TAX LEVY		0.00	0.00	0.00	0.00	0.00	
10	Q 000 000 914000 000 000 000	GENERAL FUND/FIXED ASSETS-ACCUM DEPRECIATN		0.00	0.00	0.00	0.00	0.00	
10	Q 000 000 916000 000 000 000	GENERAL FUND/FIXED ASSETS - DONATIONS		0.00	0.00	0.00	0.00	0.00	
10	Q 000 000 931000 000 000 000	GENERAL FUND/FUND BALANCE-RESERVED		4,926.47	866,064.13	367,227.08	-493,910.58		
10	Q 000 000 931700 000 000 000	GENERAL FUND/FUND BALANCE - L.T.D.		0.00	0.00	0.00	0.00	0.00	
10	Q 000 000 932000 000 000 000	GENERAL FUND/FUND BALANCE-CASH FLOW		0.00	0.00	0.00	0.00	0.00	
10	Q 000 000 936120 000 000 000	GENERAL FUND/Cont Oblig-Restricted Fund Bal		-340,000.00	0.00	0.00	-340,000.00		
10	Q 000 000 936320 000 000 000	GENERAL FUND/Debt Service Retirement		0.00	0.00	0.00	0.00	0.00	
10	Q 000 000 936500 000 000 000	GENERAL FUND/Food Service Fund Balance		0.00	0.00	0.00	0.00	0.00	
10	Q 000 000 936900 000 000 000	GENERAL FUND/Fund Balance-Restricted Other		0.00	0.00	0.00	0.00	0.00	
10	Q 000 000 938900 000 000 000	GENERAL FUND/Assigned Fund Balance		0.00	0.00	0.00	0.00	0.00	
10	Q 000 000 939200 000 000 000	GENERAL FUND/WORKING CAPITAL (CASH FLOW)		-9,670,976.83	5,444,496.49	8,992,937.54	-6,122,535.78		
10	Q 000 000 939900 000 000 000	GENERAL FUND/Unassigned Fund Balance		0.00	0.00	0.00	0.00	0.00	
10	- - - - -			0.00	66,108,375.92	66,108,375.92	0.00		

Fd T Loc Obj Func		Prj DeptJob		Fd T Loc Obj Func		Prj DeptJob		Beginning	2019-20	2019-20	Ending	
								Balance	FYTD Credits	FYTD Debits	Balance	
27	A	000	000	711000	000	000	000	SPECIAL EDUCATION FUND/CLAIM ON CASH	669,496.26	1,151,991.16	356,775.46	-125,719.44
27	A	000	000	711100	000	000	000	SPECIAL EDUCATION FUND/PAYROLL CLEARANCE ACCOUNT	0.00	1,029,869.45	1,029,869.45	0.00
27	A	000	000	711105	000	000	000	SPECIAL EDUCATION FUND/A/P ACH Cash Account Intercity	0.00	0.00	0.00	0.00
27	A	000	000	712000	000	000	000	SPECIAL EDUCATION FUND/INVESTMENTS	0.00	288,256.56	288,256.56	0.00
27	A	000	000	713200	000	000	000	SPECIAL EDUCATION FUND/ACCOUNTS RECEIVABLE	0.00	0.00	0.00	0.00
27	A	000	000	714100	000	000	000	SPECIAL EDUCATION FUND/DUE FROM OTHER FUNDS	0.00	0.00	0.00	0.00
27	A	000	000	715420	000	000	000	SPECIAL EDUCATION FUND/DUE FROM CESA	0.00	0.00	0.00	0.00
27	A	000	000	715500	000	000	000	SPECIAL EDUCATION FUND/DUE FROM STATE GOVERNMENT	11,863.40	276,407.90	264,544.50	0.00
27	A	000	000	715600	000	000	000	SPECIAL EDUCATION FUND/DUE FROM FED GOVERNMENT	317,493.68	317,493.68	0.00	0.00
27	L	000	000	000000	000	000	000	SPECIAL EDUCATION FUND/N/A	0.00	0.00	0.00	0.00
27	L	000	000	811200	000	000	000	SPECIAL EDUCATION FUND/ACCOUNTS PAYABLE	-59,557.69	57,824.32	117,382.01	0.00
27	L	000	000	811558	000	000	000	SPECIAL EDUCATION FUND/AP STAPLES	0.00	0.00	0.00	0.00
27	L	000	000	811610	000	000	000	SPECIAL EDUCATION FUND/MEDICARE	-9,304.18	0.00	9,304.18	0.00
27	L	000	000	811611	000	000	000	SPECIAL EDUCATION FUND/FICA	-39,783.23	0.00	39,783.23	0.00
27	L	000	000	811620	000	000	000	SPECIAL EDUCATION FUND/RETIREMENT DEDUCTION	-42,367.82	0.00	42,367.82	0.00
27	L	000	000	811628	000	000	000	SPECIAL EDUCATION FUND/HSA - EMPLOYER CONTRIBUTIONS	0.00	0.00	0.00	0.00
27	L	000	000	811630	000	000	000	SPECIAL EDUCATION FUND/DENTAL-PPO CONTRIBUTION	0.00	0.00	0.00	0.00
27	L	000	000	811633	000	000	000	SPECIAL EDUCATION FUND/DISABILITY INS DEDUCTION	-2,220.21	0.00	2,220.21	0.00
27	L	000	000	811645	000	000	000	SPECIAL EDUCATION FUND/LIFE INS - EMPLOYER CONTR	-1,097.85	0.00	1,097.85	0.00
27	L	000	000	811815	000	000	000	SPECIAL EDUCATION FUND/NET EFT PAYABLE	0.00	2,616,004.69	2,616,004.69	0.00
27	L	000	000	811820	000	000	000	SPECIAL EDUCATION FUND/VOUCHERS PAYABLE	-646,839.59	0.00	646,839.59	0.00
27	L	000	000	812000	000	000	000	SPECIAL EDUCATION FUND/DUE TO OTHER FUNDS	0.00	0.00	0.00	0.00
27	L	000	000	815100	000	000	000	SPECIAL EDUCATION FUND/SELF FUNDED PREMIUM DEPOSITS	0.00	0.00	0.00	0.00
27	L	000	000	817101	000	000	000	SPECIAL EDUCATION FUND/SECURITY PREMIUM PAYABLE	-181,495.82	0.00	181,495.82	0.00
27	L	000	000	817150	000	000	000	SPECIAL EDUCATION FUND/HRA PAYABLE	0.00	0.00	0.00	0.00
27	L	000	000	817200	000	000	000	SPECIAL EDUCATION FUND/DENTAL-CLAIMS PAYABLE	-16,186.95	0.00	16,186.95	0.00
27	Q	000	000	000000	000	000	000	SPECIAL EDUCATION FUND/N/A	0.00	0.00	0.00	0.00
27	Q	000	000	931000	000	000	000	SPECIAL EDUCATION FUND/FUND BALANCE-RESERVED	0.00	80,603.05	34,855.87	-45,747.18
27	Q	000	000	932000	000	000	000	SPECIAL EDUCATION FUND/FUND BALANCE-CASH FLOW	0.00	0.00	0.00	0.00
27	Q	000	000	936120	000	000	000	SPECIAL EDUCATION FUND/Cont Oblig-Restricted Fund Bal	0.00	0.00	0.00	0.00
27	Q	000	000	936320	000	000	000	SPECIAL EDUCATION FUND/Debt Service Retirement	0.00	0.00	0.00	0.00
27	Q	000	000	936500	000	000	000	SPECIAL EDUCATION FUND/Food Service Fund Balance	0.00	0.00	0.00	0.00
27	Q	000	000	936900	000	000	000	SPECIAL EDUCATION FUND/Fund Balance-Restricted Other	0.00	0.00	0.00	0.00
27	Q	000	000	938900	000	000	000	SPECIAL EDUCATION FUND/Assigned Fund Balance	0.00	0.00	0.00	0.00
27	Q	000	000	939200	000	000	000	SPECIAL EDUCATION FUND/WORKING CAPITAL (CASH FLOW)	0.00	0.00	0.00	0.00
27	Q	000	000	939900	000	000	000	SPECIAL EDUCATION FUND/Unassigned Fund Balance	0.00	1,001,569.90	1,173,036.52	171,466.62
27	-	---	---	-----	---	---	---		0.00	6,820,020.71	6,820,020.71	0.00

		Beginning		2019-20		2019-20		Ending				
Fd	T	Loc	Obj	Func	Prj	Dept	Job	Balance	FYTD Credits	FYTD Debits	Balance	
50	A	000	000	711000	000	000	000	FOOD SERVICE FUND/CLAIM ON CASH	1,205,657.64	94,951.29	90,091.58	1,200,797.93
50	A	000	000	711100	000	000	000	FOOD SERVICE FUND/PAYROLL CLEARANCE ACCOUNT	0.00	70,707.44	70,707.44	0.00
50	A	000	000	711105	000	000	000	FOOD SERVICE FUND/A/P ACH Cash Account Intercity	0.00	0.00	0.00	0.00
50	A	000	000	711200	000	000	000	FOOD SERVICE FUND/PETTY CASH	93.00	0.00	0.00	93.00
50	A	000	000	712000	000	000	000	FOOD SERVICE FUND/INVESTMENTS	0.00	89,948.17	89,948.17	0.00
50	A	000	000	713200	000	000	000	FOOD SERVICE FUND/ACCOUNTS RECEIVABLE	0.00	0.00	0.00	0.00
50	A	000	000	714100	000	000	000	FOOD SERVICE FUND/DUE FROM OTHER FUNDS	0.00	0.00	0.00	0.00
50	A	000	000	715600	000	000	000	FOOD SERVICE FUND/DUE FROM FED GOVERNMENT	49,812.00	49,812.00	0.00	0.00
50	L	000	000	000000	000	000	000	FOOD SERVICE FUND/N/A	0.00	0.00	0.00	0.00
50	L	000	000	811200	000	000	000	FOOD SERVICE FUND/ACCOUNTS PAYABLE	-7,911.70	15,362.98	23,274.68	0.00
50	L	000	000	811558	000	000	000	FOOD SERVICE FUND/AP STAPLES	0.00	0.00	0.00	0.00
50	L	000	000	811610	000	000	000	FOOD SERVICE FUND/MEDICARE	-215.06	0.00	215.06	0.00
50	L	000	000	811611	000	000	000	FOOD SERVICE FUND/FICA	-919.55	0.00	919.55	0.00
50	L	000	000	811620	000	000	000	FOOD SERVICE FUND/RETIREMENT DEDUCTION	-1,008.23	0.00	1,008.23	0.00
50	L	000	000	811630	000	000	000	FOOD SERVICE FUND/DENTAL-PPO CONTRIBUTION	0.00	0.00	0.00	0.00
50	L	000	000	811633	000	000	000	FOOD SERVICE FUND/DISABILITY INS DEDUCTION	0.00	0.00	0.00	0.00
50	L	000	000	811645	000	000	000	FOOD SERVICE FUND/LIFE INS - EMPLOYER CONTR	0.00	0.00	0.00	0.00
50	L	000	000	811815	000	000	000	FOOD SERVICE FUND/NET EFT PAYABLE	0.00	103,692.46	103,692.46	0.00
50	L	000	000	811820	000	000	000	FOOD SERVICE FUND/VOUCHERS PAYABLE	-15,392.19	0.00	15,392.19	0.00
50	L	000	000	812000	000	000	000	FOOD SERVICE FUND/DUE TO OTHER FUNDS	0.00	0.00	0.00	0.00
50	L	000	000	815000	000	000	000	FOOD SERVICE FUND/DEPOSITS PAYABLE-FAMILY BALANC	0.00	0.00	0.00	0.00
50	L	000	000	815100	000	000	000	FOOD SERVICE FUND/SELF FUNDED PREMIUM DEPOSITS	0.00	0.00	0.00	0.00
50	L	000	000	815900	000	000	000	FOOD SERVICE FUND/OTHER DEPOSITS PAYABLE	-91,785.74	0.00	0.00	-91,785.74
50	L	000	000	817101	000	000	000	FOOD SERVICE FUND/SECURITY PREMIUM PAYABLE	0.00	0.00	0.00	0.00
50	L	000	000	817150	000	000	000	FOOD SERVICE FUND/HRA PAYABLE	0.00	0.00	0.00	0.00
50	L	000	000	817200	000	000	000	FOOD SERVICE FUND/DENTAL-CLAIMS PAYABLE	0.00	0.00	0.00	0.00
50	Q	000	000	000000	000	000	000	FOOD SERVICE FUND/N/A	0.00	0.00	0.00	0.00
50	Q	000	000	931000	000	000	000	FOOD SERVICE FUND/FUND BALANCE-RESERVED	0.00	0.00	0.00	0.00
50	Q	000	000	932000	000	000	000	FOOD SERVICE FUND/FUND BALANCE-CASH FLOW	0.00	0.00	0.00	0.00
50	Q	000	000	936120	000	000	000	FOOD SERVICE FUND/Cont Oblig-Restricted Fund Bal	0.00	0.00	0.00	0.00
50	Q	000	000	936320	000	000	000	FOOD SERVICE FUND/Debt Service Retirement	0.00	0.00	0.00	0.00
50	Q	000	000	936500	000	000	000	FOOD SERVICE FUND/Food Service Fund Balance	-1,138,330.17	57,872.41	87,097.39	-1,109,105.19
50	Q	000	000	936900	000	000	000	FOOD SERVICE FUND/Fund Balance-Restricted Other	0.00	0.00	0.00	0.00
50	Q	000	000	938900	000	000	000	FOOD SERVICE FUND/Assigned Fund Balance	0.00	0.00	0.00	0.00
50	Q	000	000	939200	000	000	000	FOOD SERVICE FUND/WORKING CAPITAL (CASH FLOW)	0.00	0.00	0.00	0.00
50	Q	000	000	939900	000	000	000	FOOD SERVICE FUND/Unassigned Fund Balance	0.00	0.00	0.00	0.00
50	-	---	---	-----	---	---	---		0.00	482,346.75	482,346.75	0.00

Fd T Loc		Obj Func		Prj DeptJob		Fd T Loc		Obj Func		Prj DeptJob		Beginning	2019-20	2019-20	Ending
												Balance	FYTD Credits	FYTD Debits	Balance
80	A	000	000	711000	000	000	000	000	000	000	000	52,414.56	223,306.02	207,062.93	36,171.47
80	A	000	000	711001	000	000	000	000	000	000	000	250.00	0.00	0.00	250.00
80	A	000	000	711100	000	000	000	000	000	000	000	0.00	156,148.31	156,148.31	0.00
80	A	000	000	711105	000	000	000	000	000	000	000	0.00	0.00	0.00	0.00
80	A	000	000	711200	000	000	000	000	000	000	000	1,030.00	0.00	0.00	1,030.00
80	A	000	000	711300	000	000	000	000	000	000	000	0.00	0.00	0.00	0.00
80	A	000	000	712000	000	000	000	000	000	000	000	0.00	0.00	0.00	0.00
80	A	000	000	713100	000	000	000	000	000	000	000	0.00	0.00	0.00	0.00
80	A	000	000	713200	000	000	000	000	000	000	000	71,944.03	71,944.03	0.00	0.00
80	A	000	000	713205	000	000	000	000	000	000	000	2,273.67	2,026.67	0.00	247.00
80	A	000	000	714100	000	000	000	000	000	000	000	0.00	0.00	0.00	0.00
80	L	000	000	000000	000	000	000	000	000	000	000	0.00	0.00	0.00	0.00
80	L	000	000	811200	000	000	000	000	000	000	000	-4,208.60	51,673.43	55,882.03	0.00
80	L	000	000	811225	000	000	000	000	000	000	000	0.00	0.00	0.00	0.00
80	L	000	000	811558	000	000	000	000	000	000	000	0.00	0.00	0.00	0.00
80	L	000	000	811610	000	000	000	000	000	000	000	-525.35	0.00	525.35	0.00
80	L	000	000	811611	000	000	000	000	000	000	000	-2,246.36	0.00	2,246.36	0.00
80	L	000	000	811620	000	000	000	000	000	000	000	-1,138.18	0.00	1,138.18	0.00
80	L	000	000	811628	000	000	000	000	000	000	000	0.00	0.00	0.00	0.00
80	L	000	000	811630	000	000	000	000	000	000	000	0.00	0.00	0.00	0.00
80	L	000	000	811633	000	000	000	000	000	000	000	0.00	0.00	0.00	0.00
80	L	000	000	811645	000	000	000	000	000	000	000	0.00	0.00	0.00	0.00
80	L	000	000	811815	000	000	000	000	000	000	000	0.00	232,638.20	232,638.20	0.00
80	L	000	000	811820	000	000	000	000	000	000	000	-36,279.91	0.00	36,279.91	0.00
80	L	000	000	812000	000	000	000	000	000	000	000	0.00	0.00	0.00	0.00
80	L	000	000	816900	000	000	000	000	000	000	000	-3,210.00	0.00	3,210.00	0.00
80	L	000	000	816901	000	000	000	000	000	000	000	-40,846.01	0.00	40,846.01	0.00
80	L	000	000	816902	000	000	000	000	000	000	000	0.00	0.00	0.00	0.00
80	L	000	000	816903	000	000	000	000	000	000	000	-18,227.19	0.00	18,227.19	0.00
80	L	000	000	816904	000	000	000	000	000	000	000	0.00	0.00	0.00	0.00
80	L	000	000	816905	000	000	000	000	000	000	000	0.00	0.00	0.00	0.00
80	L	000	000	816906	000	000	000	000	000	000	000	0.00	0.00	0.00	0.00
80	L	000	000	816907	000	000	000	000	000	000	000	0.00	0.00	0.00	0.00
80	L	000	000	816908	000	000	000	000	000	000	000	-1,325.00	0.00	1,325.00	0.00
80	L	000	000	816909	000	000	000	000	000	000	000	0.00	0.00	0.00	0.00
80	L	000	000	816911	000	000	000	000	000	000	000	-6,567.64	0.00	6,567.64	0.00
80	L	000	000	816913	000	000	000	000	000	000	000	0.00	0.00	0.00	0.00
80	L	000	000	817101	000	000	000	000	000	000	000	0.00	0.00	0.00	0.00
80	L	000	000	817200	000	000	000	000	000	000	000	0.00	0.00	0.00	0.00
80	Q	000	000	000000	000	000	000	000	000	000	000	0.00	0.00	0.00	0.00

		Beginning		2019-20		2019-20		Ending											
		Balance		FYTD Credits		FYTD Debits		Balance											
Fd	T	Loc	Obj	Func	Prj	Dept	Job	Fd	T	Loc	Obj	Func	Prj	Dept	Job				
80	Q	000	000	931000	000	000	000	COMMUNITY SERVICE FUND/FUND BALANCE-RESERVED								0.00	0.00	0.00	0.00
80	Q	000	000	931896	000	000	000	COMMUNITY SERVICE FUND/TOURNAMENT ACTIVITY								0.00	0.00	0.00	0.00
80	Q	000	000	932000	000	000	000	COMMUNITY SERVICE FUND/FUND BALANCE-CASH FLOW								0.00	0.00	0.00	0.00
80	Q	000	000	936120	000	000	000	COMMUNITY SERVICE FUND/Cont Oblig-Restricted Fund Bal								0.00	0.00	0.00	0.00
80	Q	000	000	936320	000	000	000	COMMUNITY SERVICE FUND/Debt Service Retirement								0.00	0.00	0.00	0.00
80	Q	000	000	936500	000	000	000	COMMUNITY SERVICE FUND/Food Service Fund Balance								0.00	0.00	0.00	0.00
80	Q	000	000	936900	000	000	000	COMMUNITY SERVICE FUND/Fund Balance-Restricted Other								-13,338.02	243,478.05	219,117.60	-37,698.47
80	Q	000	000	938900	000	000	000	COMMUNITY SERVICE FUND/Assigned Fund Balance								0.00	0.00	0.00	0.00
80	Q	000	000	939200	000	000	000	COMMUNITY SERVICE FUND/WORKING CAPITAL (CASH FLOW)								0.00	0.00	0.00	0.00
80	Q	000	000	939900	000	000	000	COMMUNITY SERVICE FUND/Unassigned Fund Balance								0.00	0.00	0.00	0.00
80	-	---	---	-----	---	---	---									0.00	981,214.71	981,214.71	0.00

Fd T Loc Obj Func				Prj DeptJob				Fd T Loc Obj Func				Prj DeptJob				
								Beginning	2019-20		2019-20		Ending			
								Balance	FYTD Credits		FYTD Debits		Balance			
Grand Asset Totals								19,591,256.43	41,932,639.68		31,011,139.97		8,669,756.72			
Grand Liability Totals								-8,433,537.88	24,765,234.38		32,506,546.12		-692,226.14			
Grand Equity Totals								-11,157,718.55	7,694,084.03		10,874,272.00		-7,977,530.58			
Grand Totals								0.00	74,391,958.09		74,391,958.09		0.00			

Number of Accounts: 220

***** End of report *****

Fundraiser Application

Name of Group or Organization	Weston PTO	
Representative Completing Form	Jennifer Plisch	
Work Phone Number	715.573.9211	
Cell Phone Number	715.573.9211	
E-Mail Address	jennifer.plisch@gmail.com	
Please describe the details of the fundraiser below.		
Hansen's Foods Fundraiser, this will be the fall PTO fundraiser. There is food and gift items for sale.		
What do you expect your total revenues to be?	6000	
What do you anticipate your total expenses to be?	\$ 100	
Estimated fundraiser profit	\$ 5900	
Describe how profits from this fundraiser will be used this year to enhance the experience of all students in the program.		
Profits will help support classroom field trips and classroom libraries.		
Fundraiser Start Date	Sept. 11 2019	
Fundraiser End Date	Sept 25 2019	
Two fundraisers that include non-exempt food items sold during the school day are allowed for each group per year. Duration of these fundraisers may not exceed 2 weeks.		
Please place an 'X' in the YES or NO column below for each question		
Will fundraiser include non-exempt food items sold during the day?	Yes	No <input checked="" type="checkbox"/>
Have you been approved for a non-exempt food item fundraiser previously?		<input checked="" type="checkbox"/>
Will you be soliciting local businesses? (Fundraisers that solicit local businesses require school board approval.)		<input checked="" type="checkbox"/>
Will alcohol be served or sold during the activity?		<input checked="" type="checkbox"/>
Will these funds be housed in a district activity account?		<input checked="" type="checkbox"/>
Will the fundraiser use the name of D.C. Everest Schools?*	<input checked="" type="checkbox"/>	<input checked="" type="checkbox"/>

Instructions:

- 1) Complete and sign form (teacher, coach, co-curricular supervisor, or designated staff member.)
- 2) Submit to the principal for approval and signature.
- 3) Principal submits form to superintendent and school board for approval.

*Fundraisers using the name of D.C. Everest Schools, either directly or indirectly or implied are not permitted without approval.

Jennifer Plisch
Signature of Fundraiser Representative

8/14/19
Date

Signature of Building Principal

Kristina [Signature]
Signature of Superintendent

8/14/19
Date

8/16/19
Date

School Board
Approved 10/13/16

Date

**OFFICE OF THE SUPERINTENDENT
D.C. EVEREST AREA SCHOOL DISTRICT**

STUDENTS
5830F/page 1

Fundraiser Application

Name of Group or Organization	Rothschild Elementary PTO		
Representative Completing Form	Sean Strahota		
Work Phone Number	715-884-2930		
Cell Phone Number	715-297-6485		
E-Mail Address	strahs2@hotmail.com		
Please describe the details of the fundraiser below.			
Pizza, Food, Gift Fundraiser			
What do you expect your total revenues to be?			17,000
What do you anticipate your total expenses to be?			\$ 9,000
Estimated fundraiser profit			\$ 8,000
Describe how profits from this fundraiser will be used this year to enhance the experience of all students in the program.			
Scholarships, Classroom Supplies, Books for Classrooms, PBIS, After school Act.			
Fundraiser Start Date	9/6/19		
Fundraiser End Date	10/8/19		
Please place an 'X' in the YES or NO column below for each question			
			Yes
			No
Will fundraiser include non-exempt food items sold during the day?			X
Have you been approved for a non-exempt food item fundraiser previously? Two fundraisers of non-exempt food items (food not under the Smart Snack Rules – candy, bake sales, etc.) sold during the school day are allowed for each group per year. Duration of these fundraisers may not exceed two (2) weeks.			X
Will you be soliciting local businesses? (Fundraisers that solicit local businesses require school board approval.)			X
Will alcohol be served or sold during the activity?			X
Will these funds be housed in a district activity account?			X
Will the fundraiser use the name of D.C. Everest Schools in materials or publicity directly, indirectly or implied?			X
If publicizing the fundraiser, please explain how:			

Instructions:

- 1) Complete and sign form (teacher, coach, co-curricular supervisor, or designated staff member.)
- 2) Submit to the principal for approval and signature.
- 3) Principal submits form to superintendent and school board for approval..

Signature of Fundraiser Representative	8/9/19
Signature of Building Principal	8/12/19
Signature of Superintendent	8/14/19
Signature of School Board Clerk	Date




Approved 3/12/19

Fundraiser Application

Name of Group or Organization	Mountain Bay PTO		
Representative Completing Form	Jocelyn Barwick		
Work Phone Number	(715)355-0302 ext. 5821		
Cell Phone Number	(757)646-8766		
E-Mail Address	jbarwick@dce.k12.wi.us		
Please describe the details of the fundraiser below.			
The PTO would like to conduct a fall fundraiser with Club's Choice Fundraising. Their catalog includes frozen pizzas, cookie dough, wrapping paper, magazines, kitchen gadgets, and gift items. Students are asked to sell items to friends and family.			
What do you expect your total revenues to be?			\$ 12,500
What do you anticipate your total expenses to be?			\$ 0
Estimated fundraiser profit			\$ 12,500
Describe how profits from this fundraiser will be used this year to enhance the experience of all students in the program.			
These funds enable us to provide our students with the best resources and opportunities possible. Proceeds will go towards classroom allotments, additional books and supplies, a fully funded field trip for each grade level, and other enrichment opportunities such as a Math/Technology Event and an author or artist visit.			
Fundraiser Start Date	9/5/19		
Fundraiser End Date	9/19/19		
Please place an 'X' in the YES or NO column below for each question			
			Yes
			No
Will fundraiser include non-exempt food items sold during the day?			X
Have you been approved for a non-exempt food item fundraiser previously? Two fundraisers of non-exempt food items (food not under the Smart Snack Rules – candy, bake sales, etc.) sold during the school day are allowed for each group per year. Duration of these fundraisers may not exceed two (2) weeks.			X
Will you be soliciting local businesses? (Fundraisers that solicit local businesses require school board approval.)			X
Will alcohol be served or sold during the activity?			X
Will these funds be housed in a district activity account?			X
Will the fundraiser use the name of D.C. Everest Schools in materials or publicity directly, indirectly or implied?			X
If publicizing the fundraiser, please explain how:			

Instructions:

- 1) Complete and sign form (teacher, coach, co-curricular supervisor, or designated staff member.)
- 2) Submit to the principal for approval and signature.
- 3) Principal submits form to superintendent and school board for approval..

	8/14/19
Signature of Fundraiser Representative	Date
	8/14/19
Signature of Building Principal	Date
	8/16/19
Signature of Superintendent	Date
Signature of School Board Clerk	Date


Approved 3/12/19

Fundraiser Application

Name of Group or Organization	Riverside Elementary PTO		
Representative Completing Form	Kevin Kampmann, Principal		
Work Phone Number	715.359.2417, Ext. 5322		
Cell Phone Number	715.297.0594		
E-Mail Address	kkampmann@dce.k12.wi.us		
Please describe the details of the fundraiser below.			
PTO will be holding a Club's Choice Catalog Fundraiser			
What do you expect your total revenues to be?			9,000
What do you anticipate your total expenses to be?			\$300
Estimated fundraiser profit			\$8,700
Describe how profits from this fundraiser will be used this year to enhance the experience of all students in the program.			
PTO provides playground materials, busing for field trips, Accelerated Reading subscriptions, and educational resources for students.			
Fundraiser Start Date	September 6, 2019		
Fundraiser End Date	September 20, 2019		
Please place an 'X' in the YES or NO column below for each question			
			Yes
			No
Will fundraiser include non-exempt food items sold during the day?			X
Have you been approved for a non-exempt food item fundraiser previously? Two fundraisers of non-exempt food items (food not under the Smart Snack Rules – candy, bake sales, etc.) sold during the school day are allowed for each group per year. Duration of these fundraisers may not exceed two (2) weeks.			
Will you be soliciting local businesses? (Fundraisers that solicit local businesses require school board approval.)			X
Will alcohol be served or sold during the activity?			X
Will these funds be housed in a district activity account?			X
Will the fundraiser use the name of D.C. Everest Schools in materials or publicity directly, indirectly or implied?			X
If publicizing the fundraiser, please explain how:			

Instructions:


- 1) Complete and sign form (teacher, coach, co-curricular supervisor, or designated staff member.)
- 2) Submit to the principal for approval and signature.
- 3) Principal submits form to superintendent and school board for approval..



Signature of Fundraiser Representative

8/22/19

Date



Signature of Building Principal

8/22/19

Date



Signature of Superintendent

8/26/19

Date

Signature of School Board Clerk




Date

Fundraiser Application

Name of Group or Organization	Riverside Elementary PTO		
Representative Completing Form	Kevin Kampmann, Principal		
Work Phone Number	715.359.2417, Ext. 5322		
Cell Phone Number	715.297.0594		
E-Mail Address	kkampmann@dce.k12.wi.us		
Please describe the details of the fundraiser below.			
PTO will be holding their annual Ice Cream Social which will include raffle ticket sales, silent raffle, carnival games, bounce houses and food sales.			
What do you expect your total revenues to be?			14000
What do you anticipate your total expenses to be?			\$3,000
Estimated fundraiser profit			\$11000
Describe how profits from this fundraiser will be used this year to enhance the experience of all students in the program.			
PTO provides playground materials, busing for field trips, Accelerated Reading subscriptions, and educational resources for students.			
Fundraiser Start Date	May 14, 2020		
Fundraiser End Date	May 14, 2020		
Please place an 'X' in the YES or NO column below for each question			
			Yes
			No
Will fundraiser include non-exempt food items sold during the day?			X
Have you been approved for a non-exempt food item fundraiser previously? Two fundraisers of non-exempt food items (food not under the Smart Snack Rules – candy, bake sales, etc.) sold during the school day are allowed for each group per year. Duration of these fundraisers may not exceed two (2) weeks.			
Will you be soliciting local businesses? (Fundraisers that solicit local businesses require school board approval.)			X
Will alcohol be served or sold during the activity?			X
Will these funds be housed in a district activity account?			X
Will the fundraiser use the name of D.C. Everest Schools in materials or publicity directly, indirectly or implied?			X
If publicizing the fundraiser, please explain how:			

Instructions:

- 1) Complete and sign form (teacher, coach, co-curricular supervisor, or designated staff member.)
- 2) Submit to the principal for approval and signature.
- 3) Principal submits form to superintendent and school board for approval..

	8/22/19
Signature of Fundraiser Representative	Date
	8/22/19
Signature of Building Principal	Date
	8/26/19
Signature of Superintendent	Date
Signature of School Board Clerk	Date

N



258

Dual Credit

STUDENTS AT

T

C

DC Everest

EARNED

990

COLLEGE CREDITS FROM NORTHCENTRAL TECHNICAL COLLEGE, SAVING APPROXIMATELY
\$149,044.5 IN TUITION DURING THE 2018-19 ACADEMIC YEAR.



Summer 2019 Orientation Calendar

Date	Time	Activity	Attendees	Location
June 10 - Aug 8		Summer School	Grade 9-12	High School
August 5	8:00-4:00	CPI Initial Training		PD Center
August 6	8:30-11:30	Xello Training	K-12 Counselors	Admin
August 7	8:00-3:30	Studer & Leadership Data Retreat	K-12 Administrators	PD Center
August 8	7:30-12:00	District Data Retreat		PD Center
August 13	8:00-3:30	Teaching-Learning-Leading	K-12	Middle School
August 14	8:00-3:30	Teaching-learning-Leading	K-12	Middle School
August 15	8:00-12:00	Mentor Training		Sr High IMC
August 15	8:00-12:00	New to Units of Study in Reading (K-1-2)		Tina & Mollie at MtnBay
August 16	8:00-1:00	Leadership Fill-a-Backpack	Administrators	Greenheck
August 19	9:00-12:00	Transition Day	Kindergarten	Weston Elementary
August 19	2:00-5:30	Open House	Grade 6-7	Middle School
August 20	8:00-12:00	Everest Excellence	Mentors & New Teachers	PD Center
August 20	8:30-2:30	Bridge to Middle School	Grade 6	Middle School
August 20	9:00-12:00	Transition Day	Kindergarten	Hatley Elementary
August 20	9:00-12:00	Transition Day	Kindergarten	Weston Elementary
August 20	1:00-4:00	Canvas Help Desk	New & Veteran Teachers	Sr High Rm 310/329
August 20	3:00-6:30	Open House	Grade 6-7	Middle School
August 21	8:00-12:00	Mindsets for Success	New Teachers	PD Center
August 21	9:00-12:00	Transition Day	Kindergarten	Weston Elementary
August 21	12:00-1:00	DCETA Lunch	New Teachers	PD Center

August 21	12:30-1:30	Oasys Training - 504	New Counselors	Admin Boardroom
August 21	1:00-4:00	Canvas Help Desk	New & Veteran Teachers	Sr High Rm 310/329
August 21	1:30-3:30	Oasys Training Spec Ed	New Spec Ed	Admin Boardroom
August 22	8:00-12:15	Meet with Human Resources	New Teachers	PD Center
August 22	7:30-4:00	LETRS Training	Elementary	Sr High Rm 315/316 Sr High Rm 310/329
August 22	8:00-4:00	Ann Benninghoff	EC-12	Hilton Garden Inn
August 22	1:00-4:00	Canvas Help Desk	New & Veteran Teachers	Sr High IMC
August 23	8:00-12:00	Ann Benninghoff	EC-12	Hilton Garden Inn
August 23	8:00-12:00	Systems & Tools for Collaboration	New Teachers	PD Center
August 23	1:00-4:00	Canvas Help Desk	New & Veteran Teachers	Sr High Rm 310/329
August 26	7:30-3:30	Canvas all-day training. Look at this checklist . If you don't have most of this set-up, you may want to come to this training (or parts of it). Breakdown of day will be sent out separately.	K-12	PD Center
August 26	8:00-1:00	District Bus Tour	New Teachers, Admin, Board Members	Meet at Admin
August 27		All Teachers return -SECONDARY BUILDING MEETINGS DAY	NO dept or gr level meetings across buildings	
August 27	8:00-12:00	New to Units of Study in Reading (K-1-2)	for those who didn't attend in the summer	Tina & Mollie at MtnBay
August 27	8:00-12:00	Engage NY	Grade 3-5	MtnBay Multi-purpose
August 27	5:00-7:00	Open House	Grade 11-12	Senior High

August 28	8:00-9:15	JrHigh Social Studies Mtg	Grade 8-9	Jr High Rm 122A
August 28	8:00-9:45	Science: Middle School	Grade 6 & 7	MS Rm B112
August 28	8:00-10:00	World Language Dept Mtg	Grade 6-12	Jr High Rm 125
August 28	8:30-10:00	ELA Secondary Dept Mtg	Grade 6-12	Sr High IMC
August 28	8:30-11:00	Math Secondary Dept Mtg	Grade 6-7	Middle School
August 28	8:30-11:00	Math Secondary Dept Mtg	Grade 8-9	Junior High
August 28	8:30-11:00	Math Secondary Dept Mtg	Grade 10-12	Senior High
August 28	9:00-10:00	Special Education Optional Transition Collaboration	All SpecEd Staff	PD Center
August 28	9:00-10:30	Music Dept Mtg	Grade K-5	Jr High Conference Rm
August 28	9:00-11:00	IMC Specialists	K-12	PD Center Room 116
August 28	9:00-11:00	Student Services Meeting	Counselors, Social Workers, Nurses	Admin Boardroom
August 28	10:00-11:15	SrHigh Social Studies Mtg	Grade 10-12	Sr High Rm 323
August 28	10:00-12:00	Science: Junior High School	Grade 8 & 9	Jr High Rm 225A
August 28	10:00-12:00	Art Dept Mtg	K-12	Jr High Art Rm
August 28	10:00-12:00	Special Education Meeting	All SpecEd Staff	PD Center
August 28	10:30-12:00	PE/Health Staff Department Meeting	K-12	GH Fitness Center Conference Room
August 28	10:30-12:30	ELL Meeting	Pk-12 EL teachers	Sr High IMC w/ Lunch
August 28	12:30-2:30	Science: Senior High School	Grade 10-12	Sr High Rm 204
August 28	12:30-2:00	All Coaches Meeting	Grade 6-12	Sr High Auditorium
August 28	1:00-3:00	Music Dept Mtg	Grade 6-12	Jr High Choir Rm
August 28	1:15- 2:30	MS Social Studies Mtg	Grade 6-7	MS Rm A127
August 28	4:00- 6:00	Elementary Open Houses	Elementary Staff	

August 28	5:00- 7:00	Sophomore Open House	Grade 10	Senior High
August 29	10:30-12:30	District Kick-off with picnic lunch	ALL STAFF	Senior High
August 29	afternoon	Elementary staff meetings		



D.C. Everest Area School District

6300 Alderson Street
Weston, WI 54476
Phone 715-359-4221

Jack E. Stoskopf, Jr., Ed.D.
Assistant Superintendent

MISSION STATEMENT

D.C. Everest Area School District, in partnership with the community, is committed to being an innovative educational leader in developing knowledgeable, productive, caring, creative, responsible individuals prepared to meet the challenges of an ever-changing global society.

TO: Dr. Kristine Gilmore
FROM: Jack E. Stoskopf, Jr., Assistant Superintendent
RE: Health Insurance Renewal
DATE: August 28, 2019

Attached is the health insurance renewal for calendar year 2020. It provides for another 0% increase and contains a not-to-exceed agreement for 2021.

A brief slide presentation providing some historical background on our health insurance changes over the years, as well as rate changes, will be given at the meeting.

Recommendation:

Approve the Health Insurance Renewal and not-to-exceed agreement in the attached documents.

Quote ID: 4596

Renewal Executive Summary

Group Name **D C EVEREST AREA SCHOOL DISTRICT**

Parent Group Number 781001

Renewal Date January 1, 2020

Current Enrollment	Non-Medicare	Medicare	Total Enrollment
Single	141	0	141
Family	428	0	428
	569	0	569

Current Year Charges	5/1/18 - 4/30/19	
Medical		\$6,916,694
Pharmacy		\$1,346,674
		\$8,263,367

Total Current Year Charges

Adjustments	Other*	\$115,192
		\$8,378,559

Adjusted Current Year Claims

Trend	Trend Factor	1.0903
	Trended Claims	\$9,135,142
	Annual Trend Rate	5%
	Months of Trend	20

Credibility

Prior Experience Year Impact	3.4%	\$313,069
Manual Rate Impact	0.0%	\$0
		\$9,448,211

Retention

Retention	\$1,153,772
Affordable Care Act Fee	\$107,115
	\$10,709,097

Premium at Current Rates \$10,041,055

Renewal Rate Change	6.6%
Delivered Renewal Rate Change	0.0%

*Claim completion, pooling, enrollment adjustment, demographic adjustment, and benefit adjustment

Quote ID: 4596

Renewal Executive Summary

Group Name **D C EVEREST AREA SCHOOL DISTRICT**

Parent Group Number 781001

Renewal Date January 1, 2020

Current Enrollment	Non-Medicare	Medicare	Total Enrollment
Single	141	0	141
Family	428	0	428
	569	0	569

Current Year Charges	5/1/18 - 4/30/19	
Medical		\$6,916,694
Pharmacy		\$1,346,674
		\$8,263,367

Total Current Year Charges

Adjustments	Other*	\$115,192
		\$8,378,559

Adjusted Current Year Claims

Trend	Trend Factor	1.0903
	Trended Claims	\$9,135,142
	Annual Trend Rate	5%
	Months of Trend	20

Credibility	Prior Experience Year Impact	3.4%	\$313,069
	Manual Rate Impact	0.0%	\$0
			\$9,448,211

Retention

Retention	\$1,153,772
Affordable Care Act Fee	\$107,115
Premium Needed	\$10,709,097

Premium at Current Rates \$10,041,055

Renewal Rate Change	6.6%
Delivered Renewal Rate Change	0.0%

*Claim completion, pooling, enrollment adjustment, demographic adjustment, and benefit adjustment

Quote ID: 4596

Renewal Executive Summary

Group Name **D C EVEREST AREA SCHOOL DISTRICT**

Parent Group Number 781001

Renewal Date January 1, 2020

Current Enrollment	Non-Medicare	Medicare	Total Enrollment
Single	141	0	141
Family	428	0	428
	569	0	569

Current Year Charges	5/1/18 - 4/30/19	
Medical		\$6,916,694
Pharmacy		\$1,346,674
		\$8,263,367

Total Current Year Charges

Adjustments	Other*	\$115,192
		\$8,378,559

Adjusted Current Year Claims

Trend	Trend Factor	1.0903
	Trended Claims	\$9,135,142
	Annual Trend Rate	5%
	Months of Trend	20

Credibility	Prior Experience Year Impact	3.4%	\$313,069
	Manual Rate Impact	0.0%	\$0
			\$9,448,211

Retention

Retention	\$1,153,772
Affordable Care Act Fee	\$107,115
Premium Needed	\$10,709,097

Premium at Current Rates \$10,041,055

Renewal Rate Change	6.6%
Delivered Renewal Rate Change	0.0%

*Claim completion, pooling, enrollment adjustment, demographic adjustment, and benefit adjustment

Quote ID: 4596

Renewal Executive Summary

Group Name

D C EVEREST AREA SCHOOL DISTRICT

This 1/1/20 Renewal includes a Not To Exceed (NTE) feature for the 1/1/2021 renewal based on Medical Loss Ratio (MLR). The Loss Ratio is based on 5/1/19-4/30/20 Date of Service claims paid through 6/30/20, with an additional actuarial appropriate IBNR Factor applied to derive total Estimated Incurred Claims.

If producer remuneration is greater than the SHP defined standard commission, SHP holds the right to increase the renewal accordingly.

MLR < or = to 79.99% Prem Decrease of 2% + ACA Fees;

MLR 80%-82.49% Prem Decrease of 1% + ACA Fees;

MLR 82.5%-87.49% No Prem Increase + ACA Fees;

MLR 87.5%-92.49% Increase 4%+ ACA Fees;

MLR 92.5%-94.99% Increase of 5% +ACA Fees;

MLR 95% or above 10% + ACA Fees

D C EVEREST AREA SCHOOL DISTRICT

Parent Group: 781001

Quote ID: 4596

Renewal Date: January 1, 2020

		Current Year	Prior Year
Rating Experience Period		5/1/18 - 4/30/19	5/1/17 - 4/30/18
Paid through		6/30/19	6/30/19
Number of Months		12	12
<hr/>			
Current Enrollment	569		
Average Enrollment		556	552
Incurred Claims (IBNR)		\$8,372,206	\$8,836,721
Claims in Excess of \$240,000		\$357,855	\$414,609
Pooling Charges		\$247,661	\$247,821
Adjustment to Current:			
Enrollment Adjustment		1.0191	1.0370
Benefit Adjustment		1.0000	1.0000
Demographic Adjustment		0.9951	0.9928
Adjusted Claims		\$8,378,559	\$8,925,989
<hr/>			
Trend Projection		1.0903	1.0459 / 1.0903
Months of Trend		20.0	12.0 / 20.0
Trended Adjusted Claims		\$9,135,142	\$10,178,705
Period Weighting		70%	30%
Projected Net Experience Claims			\$9,448,211
<hr/>			
Credibility Adjustment			
Projected Experience Claims	100%	\$9,448,211	
Manual Claims	0%	\$10,843,830	
Projected Claims		\$9,448,211	
<hr/>			
ACA Fees		\$107,115	
Retention		\$1,153,772	
Calculated Premium		\$10,709,097	
Current Premium		\$10,041,055	
Calculated Rate Change		6.6%	
Delivered Rate Change		0.0%	

Quote ID: 4596

Product Options

Renewal Option 1
781001,781002,781003,781006,781007,781008,781010,7810 (COPY)

Renewal Option 2
781043,781044 Explore

	Premier/POS HDHP Embedded	Explore/POS HDHP Embedded				
Benefits						
Deductible (Single/Family)	In Network \$2,750/\$5,500 Out of Network \$5,500/\$11,000	In Network \$2,750/\$5,500 Out of Network \$5,500/\$11,000				
Coinsurance	In Network 100% Out of Network 80%	In Network 100% Out of Network 80%				
Maximum Out-of-Pocket (Single/Family)	In Network \$2,750/\$5,500 Out of Network \$6,000/\$12,000	In Network \$2,750/\$5,500 Out of Network \$6,000/\$12,000				
Emergency Room Copayment	In Network Ded/Coins Out of Network Ded/Coins	In Network Ded/Coins Out of Network Ded/Coins				
Urgent Care Copayment	In Network Ded/Coins Out of Network Ded/Coins	In Network Ded/Coins Out of Network Ded/Coins				
Office Visit Copayment	In Network Ded/Coins Out of Network Ded/Coins	In Network Ded/Coins Out of Network Ded/Coins				
Specialist Office Visit Copayment	In Network Ded/Coins Out of Network Ded/Coins	In Network Ded/Coins Out of Network Ded/Coins				
Preventive Benefit	In Network Paid at 100%* Out of Network Ded/Coins	In Network Paid at 100%* Out of Network Ded/Coins				
Laboratory/Radiology Benefit	Subject to deductible/coinsurance	Subject to deductible/coinsurance				
Dependent Wrap Benefit	Included	Not included				
Pharmacy Benefit	Integrated drug coverage	Integrated drug coverage				
	Contracts	Rates	Contracts	Rates	Contracts	Rates
EE Only	140	\$700.68	1	\$730.78	0	\$0.00
ES	86	\$1,723.67	0	\$1,797.72	0	\$0.00
EE +1 child	13	\$1,723.67	0	\$1,797.72	0	\$0.00
EE +2 or more children	23	\$1,723.67	0	\$1,797.72	0	\$0.00
Family	304	\$1,723.67	1	\$1,797.72	0	\$0.00
Medicare Single	0	\$490.48	0	\$511.55	0	\$0.00
Medicare Couple	0	\$980.95	0	\$1,023.09	0	\$0.00
Medicare Split	0	\$1,191.16	0	\$1,242.33	0	\$0.00
Total	566	\$832,378.62	2	\$2,528.50	0	\$0.00

*Paid at 100% subject to frequency schedule that meets or exceeds the guidelines of the U.S. Preventive Services Task Force (USPSTF).

Deductibles are based on calendar year. Rates have been calculated for the period 1/1/2020 through 12/31/2020.

See next page for important notes ...

Benefits and rates as shown (circle choice(s) - add comments as necessary)

Acceptance Signature _____ Date _____

Quote ID: 4596

This 1/1/20 Renewal includes a Not To Exceed (NTE) feature for the 1/1/2021 renewal based on Medical Loss Ratio (MLR). The Loss Ratio is based on 5/1/19-4/30/20 Date of Service claims paid through 6/30/20, with an additional actuarial appropriate IBNR Factor applied to derive total Estimated Incurred Claims.

If producer remuneration is greater than the SHP defined standard commission, SHP holds the right to increase the renewal accordingly.

MLR < or = to 79.99% Prem Decrease of 2% + ACA Fees;
MLR 80%-82.49% Prem Decrease of 1% + ACA Fees;
MLR 82.5%-87.49% No Prem Increase + ACA Fees;
MLR 87.5%-92.49% Increase 4%+ ACA Fees;
MLR 92.5%-94.99% Increase of 5% +ACA Fees;
MLR 95% or above 10% + ACA Fees

Quote ID: 4596

Renewal Executive Summary

Group Name

D C EVEREST AREA SCHOOL DISTRICT

This 1/1/20 Renewal includes a Not To Exceed (NTE) feature for the 1/1/2021 renewal based on Medical Loss Ratio (MLR). The Loss Ratio is based on 5/1/19-4/30/20 Date of Service claims paid through 6/30/20, with an additional actuarial appropriate IBNR Factor applied to derive total Estimated Incurred Claims.

If producer remuneration is greater than the SHP defined standard commission, SHP holds the right to increase the renewal accordingly.

MLR < or = to 79.99% Prem Decrease of 2% + ACA Fees;

MLR 80%-82.49% Prem Decrease of 1% + ACA Fees;

MLR 82.5%-87.49% No Prem Increase + ACA Fees;

MLR 87.5%-92.49% Increase 4%+ ACA Fees;

MLR 92.5%-94.99% Increase of 5% +ACA Fees;

MLR 95% or above 10% + ACA Fees

D C EVEREST AREA SCHOOL DISTRICT

Parent Group: 781001

Quote ID: 4596

Renewal Date: January 1, 2020

		Current Year	Prior Year
Rating Experience Period		5/1/18 - 4/30/19	5/1/17 - 4/30/18
Paid through		6/30/19	6/30/19
Number of Months		12	12
<hr/>			
Current Enrollment	569		
Average Enrollment		556	552
Incurred Claims (IBNR)		\$8,372,206	\$8,836,721
Claims in Excess of \$240,000		\$357,855	\$414,609
Pooling Charges		\$247,661	\$247,821
Adjustment to Current:			
Enrollment Adjustment		1.0191	1.0370
Benefit Adjustment		1.0000	1.0000
Demographic Adjustment		0.9951	0.9928
Adjusted Claims		\$8,378,559	\$8,925,989
<hr/>			
Trend Projection		1.0903	1.0459 / 1.0903
Months of Trend		20.0	12.0 / 20.0
Trended Adjusted Claims		\$9,135,142	\$10,178,705
Period Weighting		70%	30%
Projected Net Experience Claims			\$9,448,211
<hr/>			
Credibility Adjustment			
Projected Experience Claims	100%	\$9,448,211	
Manual Claims	0%	\$10,843,830	
Projected Claims		\$9,448,211	
<hr/>			
ACA Fees		\$107,115	
Retention		\$1,153,772	
Calculated Premium		\$10,709,097	
Current Premium		\$10,041,055	
Calculated Rate Change		6.6%	
Delivered Rate Change		0.0%	

Quote ID: 4596

Product Options

Renewal Option 1
781001,781002,781003,781006,781007,781008,781010,7810 (COPY)

Renewal Option 2
781043,781044 Explore

	Premier/POS HDHP Embedded	Explore/POS HDHP Embedded				
Benefits						
Deductible (Single/Family)	In Network \$2,750/\$5,500 Out of Network \$5,500/\$11,000	In Network \$2,750/\$5,500 Out of Network \$5,500/\$11,000				
Coinsurance	In Network 100% Out of Network 80%	In Network 100% Out of Network 80%				
Maximum Out-of-Pocket (Single/Family)	In Network \$2,750/\$5,500 Out of Network \$6,000/\$12,000	In Network \$2,750/\$5,500 Out of Network \$6,000/\$12,000				
Emergency Room Copayment	In Network Ded/Coins Out of Network Ded/Coins	In Network Ded/Coins Out of Network Ded/Coins				
Urgent Care Copayment	In Network Ded/Coins Out of Network Ded/Coins	In Network Ded/Coins Out of Network Ded/Coins				
Office Visit Copayment	In Network Ded/Coins Out of Network Ded/Coins	In Network Ded/Coins Out of Network Ded/Coins				
Specialist Office Visit Copayment	In Network Ded/Coins Out of Network Ded/Coins	In Network Ded/Coins Out of Network Ded/Coins				
Preventive Benefit	In Network Paid at 100%* Out of Network Ded/Coins	In Network Paid at 100%* Out of Network Ded/Coins				
Laboratory/Radiology Benefit	Subject to deductible/coinsurance	Subject to deductible/coinsurance				
Dependent Wrap Benefit	Included	Not included				
Pharmacy Benefit	Integrated drug coverage	Integrated drug coverage				
	Contracts	Rates	Contracts	Rates	Contracts	Rates
EE Only	140	\$700.68	1	\$730.78	0	\$0.00
ES	86	\$1,723.67	0	\$1,797.72	0	\$0.00
EE +1 child	13	\$1,723.67	0	\$1,797.72	0	\$0.00
EE +2 or more children	23	\$1,723.67	0	\$1,797.72	0	\$0.00
Family	304	\$1,723.67	1	\$1,797.72	0	\$0.00
Medicare Single	0	\$490.48	0	\$511.55	0	\$0.00
Medicare Couple	0	\$980.95	0	\$1,023.09	0	\$0.00
Medicare Split	0	\$1,191.16	0	\$1,242.33	0	\$0.00
Total	566	\$832,378.62	2	\$2,528.50	0	\$0.00

*Paid at 100% subject to frequency schedule that meets or exceeds the guidelines of the U.S. Preventive Services Task Force (USPSTF).

Deductibles are based on calendar year. Rates have been calculated for the period 1/1/2020 through 12/31/2020.

See next page for important notes ...

Benefits and rates as shown (circle choice(s) - add comments as necessary)

Acceptance Signature _____ Date _____

Quote ID: 4596

This 1/1/20 Renewal includes a Not To Exceed (NTE) feature for the 1/1/2021 renewal based on Medical Loss Ratio (MLR). The Loss Ratio is based on 5/1/19-4/30/20 Date of Service claims paid through 6/30/20, with an additional actuarial appropriate IBNR Factor applied to derive total Estimated Incurred Claims.

If producer remuneration is greater than the SHP defined standard commission, SHP holds the right to increase the renewal accordingly.

MLR < or = to 79.99% Prem Decrease of 2% + ACA Fees;
MLR 80%-82.49% Prem Decrease of 1% + ACA Fees;
MLR 82.5%-87.49% No Prem Increase + ACA Fees;
MLR 87.5%-92.49% Increase 4%+ ACA Fees;
MLR 92.5%-94.99% Increase of 5% +ACA Fees;
MLR 95% or above 10% + ACA Fees

Quote ID: 4596

Renewal Executive Summary

Group Name **D C EVEREST AREA SCHOOL DISTRICT**

Parent Group Number 781001

Renewal Date January 1, 2020

Current Enrollment	Non-Medicare	Medicare	Total Enrollment
Single	141	0	141
Family	428	0	428
	569	0	569

Current Year Charges	5/1/18 - 4/30/19	
Medical		\$6,916,694
Pharmacy		\$1,346,674
		\$8,263,367

Total Current Year Charges

Adjustments	Other*	\$115,192
		\$8,378,559

Adjusted Current Year Claims

Trend	Trend Factor	1.0903
	Trended Claims	\$9,135,142
	Annual Trend Rate	5%
	Months of Trend	20

Credibility

Prior Experience Year Impact	3.4%	\$313,069
Manual Rate Impact	0.0%	\$0
		\$9,448,211

Retention

Retention	\$1,153,772
Affordable Care Act Fee	\$107,115
	\$10,709,097

Premium at Current Rates \$10,041,055

Renewal Rate Change	6.6%
Delivered Renewal Rate Change	0.0%

*Claim completion, pooling, enrollment adjustment, demographic adjustment, and benefit adjustment

Quote ID: 4596

Renewal Executive Summary

Group Name

D C EVEREST AREA SCHOOL DISTRICT

This 1/1/20 Renewal includes a Not To Exceed (NTE) feature for the 1/1/2021 renewal based on Medical Loss Ratio (MLR). The Loss Ratio is based on 5/1/19-4/30/20 Date of Service claims paid through 6/30/20, with an additional actuarial appropriate IBNR Factor applied to derive total Estimated Incurred Claims.

If producer remuneration is greater than the SHP defined standard commission, SHP holds the right to increase the renewal accordingly.

MLR < or = to 79.99% Prem Decrease of 2% + ACA Fees;

MLR 80%-82.49% Prem Decrease of 1% + ACA Fees;

MLR 82.5%-87.49% No Prem Increase + ACA Fees;

MLR 87.5%-92.49% Increase 4%+ ACA Fees;

MLR 92.5%-94.99% Increase of 5% +ACA Fees;

MLR 95% or above 10% + ACA Fees

D C EVEREST AREA SCHOOL DISTRICT

Parent Group: 781001

Quote ID: 4596

Renewal Date: January 1, 2020

		Current Year	Prior Year
Rating Experience Period		5/1/18 - 4/30/19	5/1/17 - 4/30/18
Paid through		6/30/19	6/30/19
Number of Months		12	12
<hr/>			
Current Enrollment	569		
Average Enrollment		556	552
Incurred Claims (IBNR)		\$8,372,206	\$8,836,721
Claims in Excess of \$240,000		\$357,855	\$414,609
Pooling Charges		\$247,661	\$247,821
Adjustment to Current:			
Enrollment Adjustment		1.0191	1.0370
Benefit Adjustment		1.0000	1.0000
Demographic Adjustment		0.9951	0.9928
Adjusted Claims		\$8,378,559	\$8,925,989
<hr/>			
Trend Projection		1.0903	1.0459 / 1.0903
Months of Trend		20.0	12.0 / 20.0
Trended Adjusted Claims		\$9,135,142	\$10,178,705
Period Weighting		70%	30%
Projected Net Experience Claims			\$9,448,211
<hr/>			
Credibility Adjustment			
Projected Experience Claims	100%	\$9,448,211	
Manual Claims	0%	\$10,843,830	
Projected Claims		\$9,448,211	
<hr/>			
ACA Fees		\$107,115	
Retention		\$1,153,772	
Calculated Premium		\$10,709,097	
Current Premium		\$10,041,055	
Calculated Rate Change		6.6%	
Delivered Rate Change		0.0%	

Quote ID: 4596

Product Options

Renewal Option 1
781001,781002,781003,781006,781007,781008,781010,7810 (COPY)

Renewal Option 2
781043,781044 Explore

	Premier/POS HDHP Embedded	Explore/POS HDHP Embedded
Benefits		
Deductible (Single/Family)	In Network \$2,750/\$5,500 Out of Network \$5,500/\$11,000	In Network \$2,750/\$5,500 Out of Network \$5,500/\$11,000
Coinsurance	In Network 100% Out of Network 80%	In Network 100% Out of Network 80%
Maximum Out-of-Pocket (Single/Family)	In Network \$2,750/\$5,500 Out of Network \$6,000/\$12,000	In Network \$2,750/\$5,500 Out of Network \$6,000/\$12,000
Emergency Room Copayment	In Network Ded/Coins Out of Network Ded/Coins	In Network Ded/Coins Out of Network Ded/Coins
Urgent Care Copayment	In Network Ded/Coins Out of Network Ded/Coins	In Network Ded/Coins Out of Network Ded/Coins
Office Visit Copayment	In Network Ded/Coins Out of Network Ded/Coins	In Network Ded/Coins Out of Network Ded/Coins
Specialist Office Visit Copayment	In Network Ded/Coins Out of Network Ded/Coins	In Network Ded/Coins Out of Network Ded/Coins
Preventive Benefit	In Network Paid at 100%* Out of Network Ded/Coins	In Network Paid at 100%* Out of Network Ded/Coins
Laboratory/Radiology Benefit	Subject to deductible/coinsurance	Subject to deductible/coinsurance
Dependent Wrap Benefit	Included	Not included
Pharmacy Benefit	Integrated drug coverage	Integrated drug coverage

	Contracts	Rates	Contracts	Rates	Contracts	Rates
EE Only	140	\$700.68	1	\$730.78	0	\$0.00
ES	86	\$1,723.67	0	\$1,797.72	0	\$0.00
EE +1 child	13	\$1,723.67	0	\$1,797.72	0	\$0.00
EE +2 or more children	23	\$1,723.67	0	\$1,797.72	0	\$0.00
Family	304	\$1,723.67	1	\$1,797.72	0	\$0.00
Medicare Single	0	\$490.48	0	\$511.55	0	\$0.00
Medicare Couple	0	\$980.95	0	\$1,023.09	0	\$0.00
Medicare Split	0	\$1,191.16	0	\$1,242.33	0	\$0.00
Total	566	\$832,378.62	2	\$2,528.50	0	\$0.00

*Paid at 100% subject to frequency schedule that meets or exceeds the guidelines of the U.S. Preventive Services Task Force (USPSTF).

Deductibles are based on calendar year. Rates have been calculated for the period 1/1/2020 through 12/31/2020.

See next page for important notes ...

Benefits and rates as shown (circle choice(s) - add comments as necessary)

Acceptance Signature _____ Date _____

Quote ID: 4596

This 1/1/20 Renewal includes a Not To Exceed (NTE) feature for the 1/1/2021 renewal based on Medical Loss Ratio (MLR). The Loss Ratio is based on 5/1/19-4/30/20 Date of Service claims paid through 6/30/20, with an additional actuarial appropriate IBNR Factor applied to derive total Estimated Incurred Claims.

If producer remuneration is greater than the SHP defined standard commission, SHP holds the right to increase the renewal accordingly.

MLR < or = to 79.99% Prem Decrease of 2% + ACA Fees;
MLR 80%-82.49% Prem Decrease of 1% + ACA Fees;
MLR 82.5%-87.49% No Prem Increase + ACA Fees;
MLR 87.5%-92.49% Increase 4%+ ACA Fees;
MLR 92.5%-94.99% Increase of 5% +ACA Fees;
MLR 95% or above 10% + ACA Fees

Quote ID: 4596

Renewal Executive Summary

Group Name

D C EVEREST AREA SCHOOL DISTRICT

This 1/1/20 Renewal includes a Not To Exceed (NTE) feature for the 1/1/2021 renewal based on Medical Loss Ratio (MLR). The Loss Ratio is based on 5/1/19-4/30/20 Date of Service claims paid through 6/30/20, with an additional actuarial appropriate IBNR Factor applied to derive total Estimated Incurred Claims.

If producer remuneration is greater than the SHP defined standard commission, SHP holds the right to increase the renewal accordingly.

MLR < or = to 79.99% Prem Decrease of 2% + ACA Fees;

MLR 80%-82.49% Prem Decrease of 1% + ACA Fees;

MLR 82.5%-87.49% No Prem Increase + ACA Fees;

MLR 87.5%-92.49% Increase 4%+ ACA Fees;

MLR 92.5%-94.99% Increase of 5% +ACA Fees;

MLR 95% or above 10% + ACA Fees

D C EVEREST AREA SCHOOL DISTRICT

Parent Group: 781001

Quote ID: 4596

Renewal Date: January 1, 2020

		Current Year	Prior Year
Rating Experience Period		5/1/18 - 4/30/19	5/1/17 - 4/30/18
Paid through		6/30/19	6/30/19
Number of Months		12	12
<hr/>			
Current Enrollment	569		
Average Enrollment		556	552
Incurred Claims (IBNR)		\$8,372,206	\$8,836,721
Claims in Excess of \$240,000		\$357,855	\$414,609
Pooling Charges		\$247,661	\$247,821
Adjustment to Current:			
Enrollment Adjustment		1.0191	1.0370
Benefit Adjustment		1.0000	1.0000
Demographic Adjustment		0.9951	0.9928
Adjusted Claims		\$8,378,559	\$8,925,989
<hr/>			
Trend Projection		1.0903	1.0459 / 1.0903
Months of Trend		20.0	12.0 / 20.0
Trended Adjusted Claims		\$9,135,142	\$10,178,705
Period Weighting		70%	30%
Projected Net Experience Claims			\$9,448,211
<hr/>			
Credibility Adjustment			
Projected Experience Claims	100%	\$9,448,211	
Manual Claims	0%	\$10,843,830	
Projected Claims		\$9,448,211	
<hr/>			
ACA Fees		\$107,115	
Retention		\$1,153,772	
Calculated Premium		\$10,709,097	
Current Premium		\$10,041,055	
Calculated Rate Change		6.6%	
Delivered Rate Change		0.0%	

Quote ID: 4596

Product Options

Renewal Option 1
781001,781002,781003,781006,781007,781008,781010,7810 (COPY)

Renewal Option 2
781043,781044 Explore

	Premier/POS HDHP Embedded	Explore/POS HDHP Embedded				
Benefits						
Deductible (Single/Family)	In Network \$2,750/\$5,500 Out of Network \$5,500/\$11,000	In Network \$2,750/\$5,500 Out of Network \$5,500/\$11,000				
Coinsurance	In Network 100% Out of Network 80%	In Network 100% Out of Network 80%				
Maximum Out-of-Pocket (Single/Family)	In Network \$2,750/\$5,500 Out of Network \$6,000/\$12,000	In Network \$2,750/\$5,500 Out of Network \$6,000/\$12,000				
Emergency Room Copayment	In Network Ded/Coins Out of Network Ded/Coins	In Network Ded/Coins Out of Network Ded/Coins				
Urgent Care Copayment	In Network Ded/Coins Out of Network Ded/Coins	In Network Ded/Coins Out of Network Ded/Coins				
Office Visit Copayment	In Network Ded/Coins Out of Network Ded/Coins	In Network Ded/Coins Out of Network Ded/Coins				
Specialist Office Visit Copayment	In Network Ded/Coins Out of Network Ded/Coins	In Network Ded/Coins Out of Network Ded/Coins				
Preventive Benefit	In Network Paid at 100%* Out of Network Ded/Coins	In Network Paid at 100%* Out of Network Ded/Coins				
Laboratory/Radiology Benefit	Subject to deductible/coinsurance	Subject to deductible/coinsurance				
Dependent Wrap Benefit	Included	Not included				
Pharmacy Benefit	Integrated drug coverage	Integrated drug coverage				
	Contracts	Rates	Contracts	Rates	Contracts	Rates
EE Only	140	\$700.68	1	\$730.78	0	\$0.00
ES	86	\$1,723.67	0	\$1,797.72	0	\$0.00
EE +1 child	13	\$1,723.67	0	\$1,797.72	0	\$0.00
EE +2 or more children	23	\$1,723.67	0	\$1,797.72	0	\$0.00
Family	304	\$1,723.67	1	\$1,797.72	0	\$0.00
Medicare Single	0	\$490.48	0	\$511.55	0	\$0.00
Medicare Couple	0	\$980.95	0	\$1,023.09	0	\$0.00
Medicare Split	0	\$1,191.16	0	\$1,242.33	0	\$0.00
Total	566	\$832,378.62	2	\$2,528.50	0	\$0.00

*Paid at 100% subject to frequency schedule that meets or exceeds the guidelines of the U.S. Preventive Services Task Force (USPSTF).

Deductibles are based on calendar year. Rates have been calculated for the period 1/1/2020 through 12/31/2020.

See next page for important notes ...

Benefits and rates as shown (circle choice(s) - add comments as necessary)

Acceptance Signature _____ Date _____

Quote ID: 4596

This 1/1/20 Renewal includes a Not To Exceed (NTE) feature for the 1/1/2021 renewal based on Medical Loss Ratio (MLR). The Loss Ratio is based on 5/1/19-4/30/20 Date of Service claims paid through 6/30/20, with an additional actuarial appropriate IBNR Factor applied to derive total Estimated Incurred Claims.

If producer remuneration is greater than the SHP defined standard commission, SHP holds the right to increase the renewal accordingly.

MLR < or = to 79.99% Prem Decrease of 2% + ACA Fees;
MLR 80%-82.49% Prem Decrease of 1% + ACA Fees;
MLR 82.5%-87.49% No Prem Increase + ACA Fees;
MLR 87.5%-92.49% Increase 4%+ ACA Fees;
MLR 92.5%-94.99% Increase of 5% +ACA Fees;
MLR 95% or above 10% + ACA Fees



D.C. Everest Area School District

6300 Alderson Street
Weston, WI 54476
Phone 715-359-4221

Jack E. Stoskopf, Jr., Ed.D.
Assistant Superintendent

MISSION STATEMENT

D.C. Everest Area School District, in partnership with the community, is committed to being an innovative educational leader in developing knowledgeable, productive, caring, creative, responsible individuals prepared to meet the challenges of an ever-changing global society.

TO: Dr. Kristine Gilmore
FROM: Jack E. Stoskopf, Jr., Assistant Superintendent
RE: Support Staff Compensation
DATE: August 28, 2019

As was recommended at the July 2019 School Board meeting, a proposal has been developed to adjust the compensation for all hourly support staff. The administration was asked to look at options that would both increase the overall hourly wages, but also make adjustments to those staff members who have served the district for an extended period of time.

To help us reach our compensation goals as well as fall within available budget dollars, multiple options were considered, and multiple calculations were processed to make a recommendation.

We made some minor modifications to the custodial schedule last year that helped us with entry level hiring. In general, this schedule has paid at a higher rate than other support staff positions. However, we value these employees as well and have included an increase to their schedule too.

Background information follows. We recommend approval of both recommendations.

It is recommended each cell of the Support Staff Pay Plan be increased by 6% (including all Administrative Confidential) and move all employees who have served ten (10) or more years one additional step on the schedule retroactive to July 1, 2019. In the future, support staff on this schedule who complete ten (10) years with the District will move an additional step on the schedule.

It is also recommended each cell of the Custodial Pay Plan be increased by 2% retroactive to July 1, 2019.



D.C. Everest Area School District

6300 Alderson Street
Weston, WI 54476
Phone 715-359-4221
www.dce.k12.wi.us

Kristine A. Gilmore, Ed.D.
Superintendent

MISSION STATEMENT

D.C. Everest Area School District, in partnership with the community, is committed to being an innovative educational leader in developing knowledgeable, productive, caring, creative, responsible individuals prepared to meet the challenges of an ever-changing global society.

To: D.C. Everest School Board
From: Dr. Kristine Gilmore, Ed.D.
Date: August 28, 2019
Subject: Volunteer Coordinator

Parent and community engagement are essential components of the D.C. Everest Area School District. As we continue to grow and change as a community, it is important to cultivate volunteers in our schools. We have the opportunity to hire a Volunteer Coordinator for the district through the AmeriCorps program at a subsidized rate (approximately \$15,000/year).

We recommend the board approve of administration to move forward to hire an AmeriCorps Volunteer Coordinator. This position will be supervised by Aaron Mull and support our schools and Greenheck Fieldhouse. Following the completion of hiring the position, we will bring job duties, volunteer handbook, background check procedures, and any policies impacted to the board for approval.



6300 Alderson Street
Weston, WI 54476

TO: Dr. Kristine Gilmore, Superintendent & D.C. Everest School Board
 FROM: Dr. Jeff Lindell, Director of Student Services
 Dr. Jennifer Zynda, Director of Special Education
 RE: Seclusion and Physical Restraint Reporting Data
 DATE: August 8, 2019

This memo serves as the reporting requirement of Wisconsin Act 125: Use of Seclusion and Physical Restraint in Schools. Wisconsin Act 125 requirement states that each year by September 1st a designee must submit to the school board a report:

- On the number of incidents of seclusion and physical restraint in the previous year,
- The total number of students involved in the incidents, and
- The total number of students with disabilities involved in the incidents.

Please see the D.C. Everest School District’s Data for 2018-2019 listed below.

SCHOOL	NUMBER OF INCIDENTS	TOTAL NUMBER OF STUDENTS INVOLVED	TOTAL NUMBER OF STUDENTS WITH DISABILITIES INVOLVED
Senior High	0	0	0
Junior High	0	0	0
Middle School	<5	<5	<5
Idea School	0	0	0
Evergreen	7	<5	<5
Hatley	0	0	0
Mountain Bay	24	7	7
Odyssey	0	0	0
Riverside	<5	<5	<5
Rothschild	122	7	6
Weston	36	6	6
DCE 4K	7	<5	<5
DISTRICT TOTAL	204	31	30

99.5% of our students have not been secluded or restrained.

Further Information regarding the definitions of seclusion and physical restraint in schools is attached.

Addressing The Use of Seclusion and Physical Restraint in Schools 2011 Wisconsin Act 125 Requirements

- Applies to both special education and regular education students.
- Applies to school staff, including independent contractors and their employees, and student teachers. Does not apply to law enforcement officers working in the school.

Seclusion

Defines “**seclusion**” as the involuntary confinement of a student, apart from other students, in a room or area from which the student is physically prevented from leaving.

Prohibits use of seclusion in public schools, including charter schools, except when:

- A student’s behavior presents a clear, present and imminent risk to the physical safety of the student or to others, and it is the least restrictive intervention feasible;
- Constant supervision of the student is maintained;
- The student has adequate access to the bathroom, drinking water, required medications, and regularly scheduled meals; and
- Seclusion is used no longer than necessary to resolve the risk to the physical safety of the student or others.

A room may not be used for seclusion unless:

- The room or area is free of objects or fixtures that may cause injury,
- There are no locks on the door, including hold down type mechanisms that immediately release when pressure is removed, and
- Meets all applicable school building code requirements.

What is not considered seclusion? Directing a disruptive student to temporarily separate himself or herself from the activity in the classroom to regain control is not considered seclusion unless the student is confined to an area from which she or he is prevented from leaving.

Directing a student to temporarily remain in the classroom to complete tasks while other students participate in activities outside of the classroom is not considered seclusion unless the

student is confined to an area from which she or he is prevented from leaving.

Physical Restraint

Defines “**physical restraint**” as a restriction that immobilizes or reduces the ability of a student to freely move his or her torso, arms, legs, or head.

Prohibits the use of physical restraint in public schools, including charter schools, except when:

- A student’s behavior presents a clear, present and imminent risk to the physical safety of the student or to others, and it is the least restrictive intervention feasible;
- There are no medical contraindications to its use;
- The degree of force and duration used do not exceed what is necessary and reasonable to resolve the risk to the physical safety of the student or others; and
- No prohibited maneuver is used.

Prohibits maneuvers or techniques that:

- Do not give adequate attention and care to protecting the pupil’s head;
- Cause chest compression by placing pressure or weight on the student’s chest, lungs, sternum, diaphragm, back or abdomen,
- Place pressure or weight on the student’s neck or throat, on an artery, or on the back of the student’s head or neck, or that otherwise obstruct the student’s circulation or breathing; and
- Constitute corporal punishment

The Act prohibits mechanical or chemical restraints. Supportive equipment that properly aligns a student’s body, assists in maintaining balance, or assisting in mobility under the oversight of appropriate medical staff is not mechanical restraint.

What is not considered physical restraint? Briefly touching a student’s hand, arm, shoulder or back to calm, comfort, or redirect the pupil is not considered physical restraint.



6300 Alderson Street
Weston WI 54476

To: D.C. Everest School Board
From: Dr. Kristine Gilmore, Superintendent *KG*
Subject: Police Liaison Officer Access to Student Records
Date: August 28, 2019

State Statute 118.125(2)(d) requires the School Board to individually designate the police liaison officers assigned to the D.C. Everest School District who may have access to the student records.

Our school liaison officers are Frank Wierzbanowski, Greg Schremp, and Leah Long from Everest Metro and Jeff Zwicky from Rothschild. I recommend the School Board give access to our student records to these individuals because we consider them school officials through our MOU's with their departments with legitimate educational interests.



Book	Policy Manual
Section	First Reading by Board
Title	REGULAR MEETINGS - Revised
Code	po0164.1
Status	First Reading
Adopted	May 25, 2016

0164.1 - **REGULAR MEETINGS**

The regular meetings of the School Board shall be held on the ~~third~~ ~~fourth~~ Wednesday of each month in the board room of the Administration Building unless another time and/or location is designated by the Board with due notice.

It is the policy of the School Board that the flag of the United States of America shall be on display in the Board Room for each regular and the annual School Board meeting.

The Board meetings shall begin with the president leading the pledge to the flag. No one shall be compelled, against his objections, to recite the Pledge of Allegiance.

© Neola 2019~~2~~

Last Modified by Ellen Suckow on August 1, 2019



Book	Policy Manual
Section	First Reading by Board
Title	PROCUREMENT - FEDERAL GRANTS/FUNDS - Revised
Code	po6325
Status	First Reading
Adopted	May 24, 2017

6325 - **PROCUREMENT - FEDERAL GRANTS/FUNDS**

Procurement of all supplies, materials, equipment, and services paid for from Federal funds including any District matching funds shall be made in accordance with all applicable Federal, State, and local statutes and/or regulations, the terms and conditions of the Federal grant, Board policies, and administrative procedures.

The Superintendent shall maintain a procurement and contract administration system in accordance with the USDOE requirements (2 C.F.R. 200.317-.326) for the administration and management of Federal grants and federally-funded programs. The District shall maintain a contract administration system that requires contractors to perform in accordance with the terms, conditions, and specifications of their contracts or purchase orders. Except as otherwise noted, procurement transactions shall conform to the provisions of the District's documented general purchasing policy and administrative guidelines (Policy 6320).

All District employees, officers, and agents who have purchasing authority shall abide by the standards of conduct covering conflicts of interest and governing the actions of its employees, officers, and agents engaged in the selection, award, and administration of contracts as established in Policy 1130 and Policy 3230.

The District will avoid acquisition of unnecessary or duplicative items. Additionally, consideration shall be given to consolidating or breaking out procurements to obtain a more economical purchase and, where appropriate, an analysis shall be made of lease versus purchase alternatives, and any other appropriate analysis to determine the most economical approach. These considerations are given as part of the process to determine the allowability of each purchase made with Federal funds.

To foster greater economy and efficiency, the District may enter into State and local intergovernmental agreements where appropriate for procurement or use of common or shared goods and services.

Competition

All procurement transactions shall be conducted in a manner that encourages full and open competition and in accordance with good administrative practice and sound business judgment. In order to promote objective contractor performance and eliminate unfair competitive advantage, the District shall exclude any contractor that has developed or drafted specifications, requirements, statements of work, or invitations for bids or requests for proposals from competition for such procurements.

Some of the situations considered to be restrictive of competition include, but are not limited to, the following:

- A. unreasonable requirements on firms in order for them to qualify to do business
- B. unnecessary experience and excessive bonding requirements
- C. noncompetitive contracts to consultants that are on retainer contracts
- D. organizational conflicts of interest

E. specification of only a "brand name" product instead of allowing for an "or equal" product to be offered and describing the performance or other relevant requirements of the procurement

F. any arbitrary action in the procurement process

Further, the District does not use statutorily or administratively imposed State, local, or tribal geographical preferences in the evaluation of bids or proposals, unless (1) an applicable Federal statute expressly mandates or encourages a geographic preference; or (2) the District is contracting for architectural and engineering services, in which case geographic location may be a selection criterion provided its application leaves an appropriate number of qualified firms, given the nature and size of the project, to compete for the contract.

Solicitation Language

The District shall require that all solicitations incorporate a clear and accurate description of the technical requirements for the material, product, or service to be procured. Such description shall not, in competitive procurements, contain features which unduly restrict competition. The description may include a statement of the qualitative nature of the material, product or service to be procured and, when necessary, shall set forth those minimum essential characteristics and standards to which it shall conform if it is to satisfy its intended use. Detailed product specifications should be avoided if at all possible.

When it is impractical or uneconomical to make a clear and accurate description of the technical requirements, a "brand name or equivalent" description may be used as a means to define the performance or other salient requirements of procurement. The specific features of the named brand which shall be met by offers shall be clearly stated; and identify all requirements which the offerors shall fulfill and all other factors to be used in evaluating bids or proposals.

The Board will not approve any expenditure for an unauthorized purchase or contract.

Procurement Methods

The District shall utilize the following methods of procurement:

A. Micro-purchases

Procurement by micro-purchase is the acquisition of supplies or services, the aggregate dollar amount of which does not exceed \$~~10,000~~~~3,500~~. To the extent practicable, the District shall distribute micro-purchases equitably among qualified suppliers. Micro-purchases may be made without soliciting competitive quotations if the Superintendent considers the price to be reasonable. The District maintains evidence of this reasonableness in the records of all purchases made by this method.

B. Small purchases

Small purchase procedures provide for relatively simple and informal procurement methods for securing services, supplies, and other property that does not exceed the competitive bid threshold of \$~~250,000~~~~150,000~~. Small purchase procedures require that price or rate quotations shall be obtained from a minimum of two qualified sources.

C. Sealed bids

Sealed, competitive bids shall be obtained when the purchase of, and contract for, single items of supplies, materials, or equipment which amounts exceed \$~~250,000~~~~150,000~~ and when the Board determines to build, repair, enlarge, improve, or demolish a school building/facility the cost of which will exceed \$~~250,000~~~~150,000~~, unless otherwise required by State law.

In order for sealed bidding to be feasible, the following conditions shall be present:

1. a complete, adequate, and realistic specification or purchase description is available;
2. two (2) or more responsible bidders are willing and able to compete effectively for the business; and
3. the procurement lends itself to a firm fixed price contract and the selection of the successful bidder can be made principally on the basis of price.

When sealed bids are used, the following requirements apply:

1. Bids shall be solicited in accordance with the provisions of State law and Policy 6320. Bids shall be solicited from a minimum of two qualified suppliers, providing sufficient response time prior to the date set for the opening of

bids. The invitation to bid shall be publicly advertised.

2. The invitation for bids will include product/contract specifications and pertinent attachments and shall define the items and/or services required in order for the bidder to properly respond.
3. All bids will be opened at the time and place prescribed in the invitation for bids; bids will be opened publicly.
4. A firm fixed price contract award will be made in writing to the lowest responsive and responsible bidder. Where specified in bidding documents, factors such as discounts, transportation cost, and life cycle costs shall be considered in determining which bid is lowest. Payment discounts may only be used to determine the low bid when prior experience indicates that such discounts are usually taken.
5. The Board reserves the right to reject any or all bids.

D. Competitive proposals

Procurement by competitive proposal, normally conducted with more than one source submitting an offer, is generally used when conditions are not appropriate for the use of sealed bids or in the case of a recognized exception to the sealed bid method. Like sealed bids, Federal law does not require a competitive proposal unless the procurement is for over ~~\$250,000~~ ~~±50,000~~.

If this method is used, the following requirements apply:

1. Requests for proposals shall be publicized and identify all evaluation factors and their relative importance. Any response to the publicized requests for proposals shall be considered to the maximum extent practical.
2. Proposals shall be solicited from a minimum of two sources.
3. The District shall conduct technical evaluations of the proposals received and for selecting recipients.
4. Contracts shall be awarded to the responsible firm whose proposal is most advantageous to the program, with price and other factors considered.

The District may use competitive proposal procedures for qualifications-based procurement of architectural/engineering (A/E) professional services whereby competitors' qualifications are evaluated and the most qualified competitor is selected, subject to negotiation of fair and reasonable compensation. The method, where price is not used as a selection factor, may be used in procurement of A/E professional services. It cannot be used to purchase other types of services though A/E firms are a potential source to perform the proposed effort.

E. Noncompetitive proposals

Procurement by noncompetitive proposals allows for solicitation of a proposal from only one source and may be used only when one (1) or more of the following circumstances apply:

1. the item is available only from a single source
2. the public exigency or emergency for the requirement will not permit a delay resulting from competitive solicitation
3. the Federal awarding agency or pass-through entity expressly authorizes noncompetitive proposals in response to a written request from the District
4. after solicitation of a number of sources, competition is determined to be inadequate

Contract/Price Analysis

The District shall perform a cost or price analysis in connection with every procurement action in excess of \$150,000, including contract modifications. A cost analysis generally means evaluating the separate cost elements that make up the total price, while a price analysis means evaluating the total price, without looking at the individual cost elements.

The method and degree of analysis is dependent on the facts surrounding the particular procurement situation; however, the District shall come to an independent estimate prior to receiving bids or proposals.

When performing a cost analysis, the District shall negotiate profit as a separate element of the price. To establish a fair and reasonable profit, consideration is given to the complexity of the work to be performed, the risk borne by the contractor, the contractor's investment, the amount of subcontracting, the quality of its record of past performance, and industry profit rates in the surrounding geographical area for similar work.

Time and Materials Contracts

The District uses a time and materials type contract only (1) after a determination that no other contract is suitable; and (2) if the contract includes a ceiling price that the contractor exceeds at its own risk. Time and materials type contract means a contract whose cost to the District is the sum of: the actual costs of materials, and direct labor hours charged at fixed hourly rates that reflect wages, general and administrative expenses, and profit.

Since this formula generates an open-ended contract price, a time-and-materials contract provides no positive profit incentive to the contractor for cost control or labor efficiency. Therefore, the District sets a ceiling price for each contract that the contractor exceeds at its own risk. Further, the District shall assert a high degree of oversight in order to obtain reasonable assurance that the contractor is using efficient methods and effective cost controls.

Suspension and Debarment

The District will award contracts only to responsible contractors possessing the ability to perform successfully under the terms and conditions of the proposed procurement. All purchasing decisions shall be made in the best interests of the District and shall seek to obtain the maximum value for each dollar expended. When making a purchasing decision, the District shall consider such factors as (1) contractor integrity; (2) compliance with public policy; (3) record of past performance; and (4) financial and technical resources.

The Superintendent shall have the authority to suspend or debar a person/corporation, for cause, from consideration or award of further contracts. The District is subject to and shall abide by the nonprocurement debarment and suspension regulations implementing Executive Orders 12549 and 12689, 2 CFR Part 180.

Suspension is an action taken by the District that immediately prohibits a person from participating in covered transactions and transactions covered under the Federal Acquisition Regulation (48 C.F.R. Chapter 1) for a temporary period, pending completion of an agency investigation and any judicial or administrative proceedings that may ensue. A person so excluded is suspended. (2 C.F.R. Part 180 Subpart G)

Debarment is an action taken by the Superintendent to exclude a person from participating in covered transactions and transactions covered under the Federal Acquisition Regulation (48 C.F.R. Chapter 1). A person so excluded is debarred. (2 C.F.R. Part 180 Subpart H)

The District shall not subcontract with or award subgrants to any person or company who is debarred or suspended. For contracts over \$25,000, the District shall confirm that the vendor is not debarred or suspended by either checking the Federal government's System for Award Management, which maintains a list of such debarred or suspended vendors at www.sam.gov; collecting a certification from the vendor; or adding a clause or condition to the covered transaction with that vendor. (2 C.F.R. Part 180 Subpart C)

Bid Protest

The District maintains the following protest procedures to handle and resolve disputes relating to procurements and, in all instances, discloses information regarding the protest to the awarding agency.

A bidder who wishes to file a bid protest shall file such notice and follow procedures prescribed by the Request For Proposals (RFPs) or the individual bid specifications package, for resolution. Bid protests shall be filed in writing with the Office of the Superintendent within seventy-two (72) hours of the opening of the bids in protest.

Within five (5) days of receipt of a protest, the Superintendent shall review the protest as submitted and render a decision regarding the merits of the protest and any impact on the acceptance and rejection of bids submitted. Notice of the filing of a bid protest shall be communicated to the Board and shall be so noted in any subsequent recommendation for the acceptance of bids and awarding of contracts.

Failure to file a notice of intent to protest, or failure to file a formal written protest within the time prescribed, shall constitute a waiver of proceedings.

Maintenance of Procurement Records

The District maintains records sufficient to detail the history of all procurements. These records will include, but are not necessarily limited to the following: rationale for the method of procurement, selection of contract type, contractor selection or

D.C. Everest School Board.

Thank-You Very Much
for the Pretty Purple
Orchid Plant, in Memory
of my Father (Jerome Rex)
Funeral. Sincerely!
- Pamela Walkowski -



D.C. Everest Area School District

6300 Alderson Street
 Weston, WI 54476
 Phone 715-359-4221

Jack E. Stoskopf, Jr., Ed.D.
 Assistant Superintendent

MISSION STATEMENT

D.C. Everest Area School District, in partnership with the community, is committed to being an innovative educational leader in developing knowledgeable, productive, caring, creative, responsible individuals prepared to meet the challenges of an ever-changing global society.

TO: Dr. Kristine Gilmore
FROM: Jack E. Stoskopf, Jr., Assistant Superintendent
RE: Acceptance of Change in General Contractor and Bid Amount - Weston
DATE: August 28, 2019

The District will be switching to C.D. Smith as the primary contractor for additions and renovations. The change will add \$52,568 to the total cost of the project. They were the second highest bidder. The initial amount brought to the board from Samuels Group was including Alternate #8 which is the kitchen equipment. Since then, we have decided to pay for that equipment out of Fund 50 resources. **Recommend the approval to switch the contract amount to \$4,338,800 with C.D. Smith.**

Weston Elementary School Referendum				With Alt.#8	With out Alt. #8	Added Cost
C.D. Smith	Work Scope 1	Additions and Renovations		\$4,411,600	\$4,338,800	
The Samuels Group	Work Scope 1	Additions and Renovations	\$4,349,232	\$4,349,232	\$4,286,232	52,568
B&P Mechanical	Work Scope 2	Mechanical	1,956,320			
Tweet Garrot Mechanical	Work Scope 3	Plumbing	\$393,200			
VanErt Electrical	Work Scope 4	Electrical	\$692,326			
Quality Roofing	Work Scope 5	Roofing	\$156,145			
Earth Inc.	Work Scope 6	Earth Work	\$734,738			
			\$8,281,961		\$8,271,529	Plus Kitchen from Fund 50 Est. \$63,000
Remaining Allowances						
Fit, Finish, and Equipment (FF&E)			\$140,000			
Building Automation Allowance			\$175,000			
Remaining Allowances Total			\$315,000			
			Total	\$8,596,961		