

**East Richland Community Unit School District No.1  
Board of Education**

**Regular Meeting  
Thursday, March 19, 2015  
Unit Office Board Room  
7:30 PM**

I. Call to Order and Pledge of Allegiance <i>Routine</i>	
II. Roll Call <i>Routine</i>	
III. Approval of Minutes of Previous Meetings <i>Please find minutes attached.</i>	
A. Regular and Closed Minutes of the Regular Board Meeting of Thursday, February 19, 2015	5
IV. Financial Reports <i>As always, if you have questions regarding the financial reports or bills, please contact me prior to the meeting. Our total bill list is \$290,253.75.</i>	
A. Treasurer's Report	16
B. Balance Sheet	17
C. Approval of Bills and Payroll	22
D. All Other Financial Reports	
1. Comparison of funds - February 2014 with February 2015	60
2. Monthly Financial Report	61
3. Other	
V. Communication	
A. Thank You from Sandi Esworthy <i>Attached is a thank you from Sandi Esworthy for flowers sent after the death of her husband, Larry.</i>	128
B. Thank You from Dianne Renn <i>Attached are notes from Dianne Renn from Illinois State University thanking us for the hospitality she received during her visit last month. Thanks to all administration, Sherry Geier, RtI team and support staff.</i>	129
C. Thank You from the Kindergarten Team <i>Attached is a thank you from all the Kindergarten teachers for allowing them to attend the Kindergarten Conference in Chicago.</i>	131
VI. Recognition and Comments from Employees and Public	
VII. Administrative Report	
A. Superintendent's Report	
1. Financial Update/Review	132

2. Service Awards Banquet	139
<i>May 12th is the day we have open to schedule the Service Awards Banquet. Please put it on your calendar. We will hold the banquet at the Olde Tyme Steakhaus. I have attached a list of honorees.</i>	
B. Assistant Superintendent's Report	
1. Graduation Dates/ Last Day of School	141
C. Administrative Reports	
<i>Principals have prepared written reports, which are attached, and will be at the meeting to answer any questions that you may have.</i>	
1. ERES - Cris Edwards	142
2. ERES - Andy Thomann	
3. WRES - Suzanne Hahn	143
4. ERMS - Chad LeCrone	145
5. ERHS - Chris Simpson	146
6. ERHS - Andy Julian	
7. Special Education - Mick Whittler	147
8. Program Supervisor - Jennifer Tedford	
9. Truancy - Kevin Westall	148
VIII. Unfinished Business	
IX. New Business	
A. IHSA Membership	149
<i>This is a routine item. I recommend approval.</i>	
B. National Purchasing Cooperative Resolution	150
<i>BuyBoard purchasing program is a free service sponsored by IASB. This is a comprehensive purchasing tool developed for schools nationwide and it gains schools access to a wide range of vendors with pricing based on national volume levels. I recommend approval of this resolution.</i>	
C. Approve Summer Maintenance and Five Year Maintenance Plan	151
<i>Mr. Bussard will present the maintenance plan for all four buildings. I will recommend we take no action until the April meeting.</i>	
D. Approve Amended 2014-2015 School Calendar	162
<i>We have used 1 day over our projected amount of snow days; therefore, we need to amend our calendar within 30 days of the occurrence to reflect Act of God Days. I recommend approval.</i>	
E. Approve 2015-2016 School Calendar	163
<i>The calendar committee has met. I recommend approval of the attached 2015-2016 school calendar.</i>	
X. Policies for Second Reading and Adoption	
A. 5:20 - Workplace Harassment	166
B. 2:260 - Uniform Grievance Procedure	168

C. 5:10 - Equal Employment Opportunity and Minority Recruitment	171
D. 5:100 - Staff Development Program	173
E. 7:20 - Harassment of Students Prohibited	174
F. 7:180 - Preventing Bullying, Intimidation, and Harassment	176
G. 7:310 - Restrictions on Publications and Written or Electronic Material	181
XI. Executive Session	
<i>We will need a motion to enter Executive Session to discuss the following items:</i>	
A. To Consider Information Regarding Appointment, Employment or Dismissal of Individual Employees	
B. To Consider Matters of Negotiations	
C. To Discuss Matters of Possible or Pending Litigation	
D. To Discuss Matters of Closed Session Minutes	
XII. Resignations	
A. ERES Teacher	183
<i>Lori (Pool) Williams has submitted her resignation as ERES teacher. I recommend approval.</i>	
B. ERHS JROTC Instructor	185
<i>Attached is a resignation from Michael Cavalier, JROTC Instructor at ERHS effective June 30, 2015. I recommend approval.</i>	
XIII. Notification of Intent to Retire	
A. Music Teacher	186
<i>Laurie Waxler, Music Teacher, has submitted her intent to retire at the end of the 2018-2019 school year. She is requesting her sick leave be increased to a total of 360 sick days and is also requesting the 6% retirement incentive as per teacher contract. I recommend approval.</i>	
XIV. Employment	
A. ERES Principal (Grades K-2)	187
<i>Mr. Bussard recommends the board hire Margaret Hahn for the ERES Principal (K-2) position for the 2015-2016 school year. I recommend approval.</i>	
B. ERHS JROTC Instructor	188
<i>Chris Simpson has recommended the board hire Mickey Haynes as JROTC Instructor for the 2015-16 school year. His VITA is attached. I recommend approval.</i>	
C. ERHS Girls' Assistant Soccer Coach	
<i>Curt Nealis has recommended the board hire Travis Stanley as ERHS Girls' Assistant Soccer Coach. I recommend approval.</i>	
D. ERHS Head Volleyball Coach	189
<i>Curt Nealis has recommended the board hire Emily Rusk as ERHS Head Volleyball Coach for the 2015-16 school year. I recommend approval.</i>	
E. ERMS Girls' Track Coach	190
<i>Mr. LeCrone recommends the board hire Jill Greenwood for the ERMS Girls'</i>	

***Track Coach position. I recommend approval.***

- F. ERHS Spring 2015 Volunteer Assistant Coach 191  
***Curt Nealis has recommended the board appoint Chuck Snyder as a volunteer assistant girls' track coach for the Spring 2015 season. I recommend approval pending ASEP, NFHS, and IHSA certification.***

XV. Leaves of Absence

- A. Speech Language Pathologist 192  
***Lindsey Tomlin has requested maternity leave beginning August 10, 2015, returning to work on Tuesday, October 13, 2015. I recommend approval.***

XVI. Reduction In Force 193

- A. Approve Resolution Reference Decision to Reduce A Certain Extended Contract  
***I recommend a reduction in force of one certified employee as indicated on the attached document.***
- B. Approve Resolution Reference the Honorable Dismissal of Certain Educational Support Personnel  
***I recommend a reduction in force of employees listed on the attached document. We hope to be able to call them back for the 2015-2016 school year.***

XVII. Closed Minutes

- A. Approve Destruction of Closed Session Audio Recordings of the Regular Meeting of July 18, 2013.  
***I recommend approval of the destruction of the audio recording of the Closed Session of the Regular Meeting of July 18, 2013.***

XVIII. Adjourn

***The next regular meeting will be April 16, 2015, at 7:30 p.m. in the district administration office.***

Minutes of a Regular Meeting of the Board of Education of East Richland Community Unit School District No. 1, Counties of Richland, Clay, Jasper, Lawrence and Wayne, in the State of Illinois, held in the Unit Administration Office Board Room, 1100 East Laurel Street, Olney, Illinois, Thursday, February 19, 2015.

**AGENDA #I – “Call to Order & Pledge of Allegiance”** – The meeting was called to order at the hour of 7:00 p.m. by Mr. Ben Anderson, President of the Board of Education, who chaired the meeting. The meeting opened with the Pledge of Allegiance. Mr. Anderson also welcomed those present and thanked them for coming out to see their students recognized.

**AGENDA #II – “Roll Call”** – The Recording Secretary called the roll of those present and the following members answered to their names as called and were found to be present:

Mr. Ben Anderson, Mr. Alex Cline, Mr. Steve Marrs, Mr. Leon Redman, Mr. Jan Ridgely, Mr. Pete Seals and Mr. Jeff Wilson. Ex-Officio Member Present: Carlyne Brooks. Members absent at roll call: Ex-Officio Member: Steve Kinkade. A quorum being present, the Chair declared the Board of Education to be in open, public session for the transaction of business.

Also present, in addition to Board Members: Ms. Marilyn J. Holt, Superintendent of Schools; Mr. Larry Bussard, Assistant Superintendent of Schools; Mr. Chris Simpson, ERHS Principal; Mr. Chad LeCrone, ERMS Principal; Cris Edwards, ERES Principal; Mr. Andy Thomann, ERES Principal, Ms. Suzanne Hahn, WRES Interim Principal; Mr. Kevin Westall, Director of Truancy and Jennifer Tedford, Program Supervisor. Also present was Ms. Alda Ingram, Recording Secretary.

*(Note: This meeting was held pursuant to previous Board of Education action and Notice given by Mr. Ben Anderson, President, in writing, to all members, and to news media having requested such notice. A copy of the Notice was also posted at the main office of this school district.)*

**AGENDA #III – “Approval of Minutes of Previous Meetings”** – Minutes as prepared for the following meeting were presented for approval:

**#III-A. Minutes:** Regular and Closed Minutes of the Regular Meeting of Thursday, January 15, 2015.

**Board Action to Approve Minutes:** Mr. Cline made a motion to approve minutes of the foregoing meeting as prepared, but that closed meeting minutes of that date not be opened to public inspection at this time. Mr. Wilson seconded the motion and on a viva voce (by the voice) vote the Chair declared the motion carried.

**AGENDA #IV – “Financial Reports”** – The following financial reports were presented:

**#IV-A. Treasurer's Report:** The monthly Treasurer's Report was presented.

**#IV-B. Approval of Bills & Payroll:** The listing of current bills, in the amount of \$558,006.00, to date of listing, and district payroll for the month of January was presented for payment. Payroll for personnel on regular employment status is the same as for the month of December 2014, with the following:

ADDITIONS: Ralph (Bob) Page, Bus Driver; Michelle Rennecker, ERES part-time aide

DELETIONS: Karen Phillips, ERMS Cashier;

CHANGES: Dawn Hemrich, ERES aide to just a sub; Vicki Griesemer, regular route to special needs route driver

LOA: Marcia Runyon

**#IV-C. All Other Financial Reports:**

1. Comparison of Funds – January 2014 with January 2015.
2. Approval of Activity Funds.
3. Monthly Financial Report.

**Board Action:** Mr. Wilson made a motion to approve the treasurer's report, bills, payroll, and other financial reports as presented. Mr. Seals seconded the motion and on a roll call vote the following members voted yea:

Mr. Anderson, Mr. Cline, Mr. Marrs, Mr. Redman, Mr. Ridgely, Mr. Seals and Mr. Wilson. Members voting nay: None. Members absent: None. The motion having received 7 yea and 0 nay votes, the Chair declared the motion carried.

**AGENDA #V – "Communications"** – The following communications were received:

**#V-A. – Thank You from the Family of Ray Lynn** – The family of Ray Lynn sent a thank you note for flowers sent as a memorial.

**AGENDA #VI – "Recognition & Comments from Employees & Public"** –

**#VI-A. – ERES Leadership Students** - Mr. Thomann introduced the following students that had attended the Covey Leadership Symposium and given speeches: Caroline Glover, Allison Harness and Gabe Walker. The students performed their speeches for the Board of Education and administration.

**#VI-B. – ERHS Illinois State Scholars** – Mr. Simpson explained that GPA, ACT scores and class rank are the criteria used to award Illinois State Scholars and stated that Illinois State Scholars were in the top 10% of students in Illinois. The following students were

presented as ERHS Illinois State Scholars: Evan Bayles, Blake Berry, Dalyn Brach, Matthew DeVenecia, Grant Edwards, Dylan Forys, Taloni Ginder, Luke Hahn, Troy Houchin, Jordan Morris, Haley Ochs, Erik Sager, Bailey Shan, Jaclyn Shan, Alana Snider and Silven Stallard. The Superintendent presented the students with Silver Eagle Coins.

**AGENDA #VII- “Administrative Reports” –**

**#VII-A. - Superintendents Report – Marilyn J. Holt:**

1. **Financial Report** – The Superintendent reported that the State owed the District \$1,151,190.20 as of this date.
2. **Wabash Valley Division Spring Meeting** – The Superintendent reminded the Board that the Wabash Valley Division Spring Meeting is scheduled for Wednesday, February 25, 2015, in Edwards County.
3. **Thank You from the Superintendent** – The Superintendent expressed her appreciation to the music teachers for nominating her for the Illinois Music Education Association’s Outstanding Administrator Award for 2015. She also thanked Cris Edwards and Suzanne Hahn for nominating her for the Life Changer of the Year Award, stating that she was humbled and honored.

**#VII-B. Assistant Superintendent’s Report – Larry Bussard:** Mr. Bussard had nothing to report on at this time.

**#VII-C. Administrative Reports:** Written reports were presented and principals were present to answer questions the board may have.

**AGENDA #VIII. – “Unfinished Business” – None.**

**AGENDA #IX – “New Business” –**

**#IX – A. Approve Performance Rankings File for Certified Staff:** The Superintendent recommended the approval of the Performance Ranking File for Certified Staff explaining that it was a living document that was continually being updated in order to determine the ranking of certified staff. The Superintendent informed the Board that the Joint Review Committee will be meeting to review the document the first of March.

**Document Registry #15-02-01**

**Board Action:** Mr. Marrs made a motion to approve the Rankings File for Certified Staff as presented. Mr. Cline seconded the motion and on a roll call vote the following members voted yea: Mr. Anderson, Mr. Cline, Mr. Marrs, Mr. Ridgely, Mr. Redman, Mr. Seals and Mr. Wilson. Members voting nay: None. Members absent: None. The motion having received 7 yea and 0 nay votes, the Chair declared the motion carried.

**#IX – B. Approve Non-Certified Seniority List:** The Superintendent recommended approval of the Seniority List for Non-Certified Staff. **Document Registry #15-02-02**

**Board Action:** Mr. Seals made a motion to approve the Non-Certified Seniority List as presented. Mr. Seals seconded the motion and the following members voted yea:

Mr. Anderson , Mr. Cline, Mr. Marrs, Mr. Ridgely, Mr. Redman, Mr. Seals and Mr. Wilson. Members voting nay: None. Members absent: None. The motion having received 7 yea 0 nay votes the Chair declared the motion carried.

**#IX – C. Approve Job Descriptions:** The Superintendent recommended approval of the following job descriptions: Food Service Delivery and Maintenance; Speech Pathology; ERMS Principal; ERMS Secretary/Bookkeeper; ERMS Secretary; ERES Office Manager; ERES Secretary. **Document Registry #15-02-03**

**Board Action:** Mr. Cline made a motion to approve Food Service Delivery and Maintenance; Speech Pathology; ERMS Principal; ERMS Secretary/Bookkeeper; ERMS Secretary; ERES Office Manager; ERES Secretary job descriptions. Mr. Seals seconded the motion and on a roll call vote the following members voted yea:

Mr. Anderson, Mr. Cline, Mr. Marrs, Mr. Ridgely, Mr. Redman, Mr. Seals and Mr. Wilson. Members voting nay: None. Members absent: None. The motion having received 7 yea and 0 nay votes, the Chair declared the motion carried.

**#IX – D. Adopt Affirmative Action Program for Minorities:** The Superintendent thanked Mr. Bussard for working to complete the Civil Rights Audit for the Illinois Department of Human Rights. The Superintendent recommended adoption of the Affirmative Action Program for Minorities. **Document Registry #15-02-04**

**Board Action:** Mr. Wilson made a motion to adopt the Affirmative Action Program for Minorities. Mr. Ridgely seconded the motion and on a roll call vote the following members voted yea:

Mr. Anderson, Mr. Cline, Mr. Marrs, Mr. Ridgely, Mr. Redman, Mr. Seals and Mr. Wilson. Members voting nay: None. Members absent: None. The motion having received 7 yea and 0 nay votes, the Chair declared the motion carried.

**#IX – E. District Name Change:** The Superintendent recommended the Districts' Official Name as of July 1, 2015, be changed to Richland County Community Unit School District #1. **Document Registry #15-02-05**

**Board Action:** Mr. Marrs made a motion to change the District name to Richland County Community Unit School District #1, effective July 1, 2015. Mr. Seals seconded the motion and on a roll call vote the following members voted yea:

Mr. Anderson, Mr. Cline, Mr. Marrs, Mr. Ridgely, Mr. Redman, Mr. Seals and Mr. Wilson. Members voting nay: None. Members absent: None. The motion having received 7 yea and 0 nay votes, the Chair declared the motion carried.

**AGENDA #X – “Policies for First Reading”** – The Superintendent recommended that the Board approve the following policies for first reading. **Document Registry #15-02-06**

- A. 5.20 – Workplace Harassment
- B. 2.260 – Uniform Grievance Procedure
- C. 5.10 – Equal Employment Opportunity and Minority Recruitment
- D. 5.100 – Staff Development Program
- E. 7.20 – Harassment of Students Prohibited
- F. 7.180 – Preventing Bullying, Intimidation, and Harassment
- G. 7.310 – Restrictions on Publications and Written or Electronic Material

**Board Action:** Mr. Wilson made a motion to approve the above policies for first reading. Mr. Cline seconded the motion and on a roll call vote the following members voted yea:

Mr. Anderson, Mr. Cline, Mr. Marrs, Mr. Ridgely, Mr. Redman, Mr. Seals and Mr. Wilson. Members voting nay: None. Members absent: None. The motion having received 7 yea and 0 nay votes, the Chair declared the motion carried.

**AGENDA #XI – “Policies for Second Reading and Adoption”** – The Superintendent recommended that the Board approve the following policies for second reading and adoption. **Document Registry #15-02-07**

- A. 2:140 - Communications To and From the Board
- B. 4:10 - Fiscal and Business Management
- C. 4:45 - Insufficient Fund Checks and Debt Recovery
- D. 4:110 - Transportation
- E. 4:120 - Food Services
- F. 4:130 - Free and Reduced-Price Food Services
- G. 5:10 - Equal Employment Opportunity and Minority Recruitment
- H. 5:130 - Responsibilities Concerning Internal Information
- I. 5:185 - Family and Medical Leave
- J. 5:220 - Substitute Teachers
- K. 5:250 - Professional Personnel
- L. 6:60 - Curriculum Content
- M. 6:110 - Students At Risk of Academic Failure
- N. 6:280 - Grading and Promotion
- O. 6:300 - Graduation Requirements
- P. 6:310 - High School Credit for Non-District Experiences

- Q. 6:340 - Student Testing and Assessment Program
- R. 7:50 - School Admissions and Student Transfers To and From Non-District Schools
- S. 7:100 - Health, Eye, and Dental Examinations; Immunizations; and Exclusion of students
- T. 7:270 - Administering Medicines to Students

**Board Action:** Mr. Redman made a motion to approve the above mentioned policies for second reading and adoption. Mr. Marrs seconded the motion and the following members voted yea:

Mr. Anderson, Mr. Cline, Mr. Marrs, Mr. Ridgely, Mr. Redman, Mr. Seals and Mr. Wilson. Members voting nay: None. Members absent: None. The motion having received 7 yea and 0 nay votes, the Chair declared the motion carried.

**AGENDA #XII – “Executive Session”** – Mr. Wilson made a motion to hold a closed meeting, under Section 2(c)(1) of the Open Meetings Act to consider the appointment, employment, compensation, discipline, performance, or dismissal of individual employees of the district; 2(c)(2) of the Open Meetings Act to consider matters of negotiation; under 2(c)(5) of the Open Meetings Act to consider purchase or lease of real property owned by the school district, under 2(c)(6) of the Open Meetings Act to consider setting of price for sale or lease of real property under Section 2(c)(11) of the Open Meetings Act to consider matters of litigation, probable or pending, and under Section 2(c)(21) to consider closed meeting audio recordings. Mr. Seals seconded the motion on a roll call vote the following members voted yea:

Mr. Anderson, Mr. Cline, Mr. Marrs, Mr. Ridgely, Mr. Redman, Mr. Seals and Mr. Wilson. Members voting nay: None. Members absent: None. The motion having received 7 yea and 0 nay votes, the Chair declared the motion carried. A closed session was held beginning at 8:05 p.m.

**Closed Meeting Ended:** Mr. Wilson made a motion to adjourn the closed meeting and reconvene in open session. Mr. Seals seconded the motion and on a roll call vote the following members voted yea:

Mr. Anderson, Mr. Cline, Mr. Marrs, Mr. Ridgely, Mr. Redman, Mr. Seals and Mr. Wilson. Members voting nay: None. Members absent: None. The motion having received 7 yea and 0 nay votes, the Chair declared the motion carried. A quorum being present, the Board reconvened in open, public session for the transaction of business at 10:55 p.m.

**AGENDA #XIII – “Employment”** –

**#XIII-A. Administrative Team for 2015-2016 School Year** - The Superintendent recommended the following Administrative Team for the 2015-2016 School Year: District Superintendent, Larry Bussard; Assistant Superintendent, Chris Simpson; Special Education Director, Mick Whittler; Truancy, Kevin Westall; High School Principal, Chad LeCrone;

HS Assistant Principal, Andy Julian; HS Athletic Director/Teacher, Curt Nealis; Middle School Principal, Cris Edwards, MS Assistant Principal/Athletic Director, Darrell Houchin; Elementary Principal 3-5, Andrew Thomann, Pre-K/Program Administrator, Jennifer Tedford and Elementary Principal K-2, OPEN.

**Board Action:** Mr. Wilson made a motion to approve the Superintendent's recommendation for the 2015-2016 Administrative Team. Mr. Seals seconded the motion and on a roll call vote the following members voted yea:

Mr. Anderson, Mr. Cline, Mr. Marrs, Mr. Ridgely, Mr. Redman, Mr. Seals and Mr. Wilson. Members voting nay: None. Members absent: None. The motion having received 7 yea and 0 nay votes, the Chair declared the motion carried.

**#XIII-B. ERHS Volunteer Assistant Coach** – The Superintendent recommended Hayden Kinkade as an ERHS Volunteer Assistant Coach for the 2015 Spring Baseball Season, pending ASEP, NFHS, and IHSA certification.

**Board Action:** Mr. Cline made a motion to approve Hayden Kinkade as an ERHS Volunteer Assistant Coach for the 2015 Spring Baseball Season, pending ASEP, NFHS, and IHSA certification. Mr. Wilson seconded the motion and on a roll call vote the following members voted yea:

Mr. Anderson, Mr. Cline, Mr. Marrs, Mr. Ridgely, Mr. Redman, Mr. Seals and Mr. Wilson. Members voting nay: None. Members absent: None. The motion having received 7 yea and 0 nay votes, the Chair declared the motion carried.

**AGENDA #XIV– “Resignation”** – The Superintendent recommended approval of the following resignations:

**#XIV-A. ERHS Volunteer Volleyball Coach** – Megan Anselment

**Board Action:** Mr. Cline made a motion to accept the resignation of Megan Anselment as an ERHS Volunteer Volleyball Coach. Mr. Ridgely seconded the motion and on a roll call vote the following members voted yea:

Mr. Anderson, Mr. Cline, Mr. Marrs, Mr. Ridgely, Mr. Redman, Mr. Seals and Mr. Wilson. Members voting nay: None. Members absent: None. The motion having received 7 yea and 0 nay votes, the Chair declared the motion carried.

**AGENDA #XV– “Notifications of Intent to Retire”** – The Superintendent recommended approval of the following letters of intent to retire:

**#XV-A. ERHS Teacher**– Curt Dobbs, effective at the end of the 2018-2019 school year, including a request for accumulated sick leave to total 360 days and the 6% retirement incentive.

**#XV-B. ERES Kindergarten Teacher**– Joyce Anderson, effective at the end of the 2018-2019 school year, including a request for accumulated sick leave to total 360 days and the 6% retirement incentive.

**Board Action :** Mr. Wilson made a motion to approve the letters of intent to retire from ERHS Teacher Curt Dobbs and ERES Teacher Joyce Anderson, effective at the end of the 2018-2019 school year, including requests for accumulated sick leave to total 360 days and the 6% retirement incentive. Mr. Seals seconded the motion and on a roll call vote the following members voted yea:

Mr. Anderson, Mr. Cline, Mr. Marrs, Mr. Ridgely, Mr. Redman, Mr. Seals and Mr. Wilson. Members voting nay: None. Members absent: None. The motion having received 7 yea and 0 nay votes, the Chair declared the motion carried.

**AGENDA #XVI. – “Closed Meeting Minutes” –**

**#XV-A. Destruction of Closed Session Audio Recording:** The Superintendent recommended the destruction of the Closed Session Audio Recording of the Regular Meeting of June 20, 2013.

**Board Action:** Mr. Marrs made a motion to approve destruction of the Closed Session Audio Recording of the Regular Meeting of June 20, 2013. Mr. Redman seconded the motion and on a roll call vote the following members voted yea:

Mr. Anderson, Mr. Cline, Mr. Marrs, Mr. Ridgely, Mr. Redman, Mr. Seals and Mr. Wilson. Members voting nay: None. Members absent: None. The motion having received 7 yea and 0 nay votes, the Chair declared the motion carried.

**AGENDA #XVII. – “Board Appointment to Negotiations Team” –** Mr. Seals made a motion to appoint Steve Marrs to represent the Board of Education on the Negotiations Team. Mr. Wilson seconded the motion and on a viva voce (by the voice) vote the Chair declared the motion carried.

*The Superintendent took this time to recognize the fact that the Illinois State Fair Queen, Sadie Gassmann, was an East Richland High School graduate.*

**AGENDA #XVIII. – “Adjourn”**

**Board Action:** Mr. Wilson made a motion to adjourn. The next regular meeting will be Thursday, March 19, 2015, at 7:30 p.m. in the Unit Administration Office Board Room. Mr. Cline seconded the motion and on a viva voce (by the voice) vote the Chair declared the motion carried and the meeting adjourned at 11:04 p.m.

Approved:     President: \_\_\_\_\_

Secretary: \_\_\_\_\_

**MINUTES OF EXECUTIVE SESSION OF THE BOARD OF EDUCATION**  
**East Richland Community Unit School District No. 1**  
**Held During Regular Meeting, Thursday, February 19, 2015**

Minutes of a closed meeting of the Board of Education of East Richland Community Unit School District No. 1, Counties of Richland, Clay, Jasper, Lawrence and Wayne in the State of Illinois, held during a duly convened (regular) public meeting, in the Unit Administration Office Board Room, 1100 East Laurel Street, Olney, Illinois, in the aforesaid school district, Thursday, February 19, 2015.

**Present** were the following members of the Board of Education: Mr. Ben Anderson (President), Mr. Alex Cline, Mr. Steve Marrs, Mr. Leon Redman, Mr. Jan D. Ridgely, Mr. Pete Seals and Mr. Jeff Wilson. Ex-Officio Member present: Ms. Carolyn Brooks. Member absent: None. Ex-Officio Member absent: Steve Kinkade.

Also present, in addition to Board Members: Ms. Marilyn J. Holt, Superintendent of Schools; Mr. Larry Bussard, Assistant Superintendent of Schools; Mr. Chris Simpson, ERHS Principal; Mr. Chad LeCrone, ERMS Principal; Mr. Andy Thomann, ERES Principal; Ms. Cris Edwards, ERES Principal; Ms. Suzanne Hahn, West Richland Elementary Interim Principal; Mr. Kevin Westall, ERCU#1 Truancy and Attendance; and Jennifer Tedford, Program Supervisor. Also present was Ms. Alda Ingram, Recording Secretary.

**Purpose:** Under Section 2(c)(1) of the Open Meetings Act to consider the appointment, employment, compensation, discipline, performance, or dismissal of individual employees of the district; 2(c)(2) of the Open Meetings Act to consider matters of negotiation; under 2(c)(5) of the Open Meetings Act to consider purchase or lease of real property owned by the school district, under 2(c)(6) of the Open Meetings Act to consider setting of price for sale or lease of real property under Section 2(c)(11) of the Open Meetings Act to consider matters of litigation, probable or pending, and under Section 2(c)(21) to consider closed meeting audio recordings..

**Motion** to hold a closed meeting was made by Mr. Wilson and seconded by Mr. Seals. The motion carried 7 to 0 on a roll call vote, with seven members present and voting yea. The closed meeting started at 8:05 p.m.

**Matters Discussed:** The following matters were reviewed and/or discussed in the closed meeting.

*During the Closed Session the Board requested that the board room be cleared and called each administrator that had been recommended for the 2015-2016 school year in one at a time.*

- 1. Employment** – The Superintendent will in open session recommend approval of the administrative team for the 2015-2016 school year. The Superintendent will also make a recommendation for an ERHS volunteer assistant coach for the 2015 spring baseball season.
- 2. Resignations-** The Superintendent will in open session recommend approval of the resignation of an ERHS Volunteer Volleyball Coach.

**3. Intent to Retire** – The Superintendent will in open session recommend approval of an ERHS Teacher and a ERES Teacher letters of intent to retire at the end of the 2018-2019 school year, including their request for accumulated sick leave to total 360 days and the 6% retirement incentive.

**4. Property** – The West Richland Elementary School property was discussed.

**5. Destruction of Audio Recording**: The Board discussed the destruction of the Closed Session Audio Recording of the Special Meeting of June 20, 2013.

No formal actions were taken during the closed meeting, which was in session from 8:05 p.m. to 10:55 p.m. The closed meeting ended after a motion by Mr. Wilson and seconded by Mr. Seals.

Approved: President: \_\_\_\_\_

Secretary: \_\_\_\_\_

Date Opened to Public Record: \_\_\_\_\_

EAST RICHLAND COMMUNITY UNIT SCHOOL DISTRICT NO. 1  
OLNEY, ILLINOIS

TREASURER'S REPORT

	Cash Balance	Cash Receipts/Adjusting Entries Month Ended	Cash Disbursements/Adjusting Entries Month Ended	Adjusting Entries	Inter Fund Loan	Cash Balance	Certificate of Deposit Investments	CD and Cash Total
Fund	1/31/2015	2/28/2015	2/28/2015	2/28/2015	2/28/2015	2/28/2015	2/28/2015	2/28/2015
Education	3,007,656.89	994,245.05	1,510,924.75		NONE	2,490,977.19		2,490,977.19
Building and Grounds	1,811,772.60	329.70	24,467.24		NONE	1,787,635.06		1,787,635.06
Debt Service	705,107.69	128.31			NONE	705,236.00		705,236.00
Transportation	228,769.94	161.63	132,473.57		NONE	96,458.00		96,458.00
IMRF/Social Security	500,359.67	91.05	79,996.26		NONE	420,454.46		420,454.46
Capital Projects	50080.77	9.11	0.00		NONE	50,089.88		50,089.88
Working Cash	2,064,547.59	375.70	0.00		NONE	2,064,923.29		2,064,923.29
Tort	69,059.30	-	12946.97		NONE	56,112.33		56,112.33
Life Safety	280,295.70	51.01	1707.02		NONE	278,639.69		278,639.69
<b>Total</b>	<b>8,717,650.15</b>	<b>995,391.56</b>	<b>1,762,515.81</b>			<b>7,950,525.90</b>	<b>-</b>	<b>7,950,525.90</b>
Add CD's	-							
<b>Total with CD's</b>	<b>8,717,650.15</b>	<b>995,391.56</b>	<b>1,762,515.81</b>			<b>7,950,525.90</b>		
<b>Assets</b>								
Health Fund Checking	152,244.77					155,763.33		
IHI Reserve Checking	12,185.79					12,188.13		
Building Trades	-					-		
Revolving Funds	8,000.00					8,000.00		
<b>Total Assets</b>	<b>172,430.56</b>					<b>175,951.46</b>		
<b>Total with Assets</b>	<b>8,890,080.71</b>					<b>8,126,477.36</b>		

Account Level				Beginning	February 2014-15	February 2014-15	Ending	2014-15
FDTLOC	FUNC	OBJ	SJ	Balance	Beginning Balance	Monthly Activity	Balance	FYTD Activity
Description								
10A010	1052	0000	00 000000	6,000.00	6,000.00	0.00	6,000.00	0.00
10A010	1053	0000	00 000000	2,000.00	2,000.00	0.00	2,000.00	0.00
10A010	1120	0000	00 000000	1,037,342.61	3,007,656.89	-516,679.70	2,490,977.19	1,453,634.58
10A010	1125	0000	00 000000	10,959.85	10,977.78	2.34	10,980.12	20.27
10A010	1126	0000	00 000000	144,959.60	152,244.77	3,518.56	155,763.33	10,803.73
10A010	1721	0000	00 000000	164,166.53	0.00	0.00	0.00	-164,166.53
10A010	1722	0000	00 000000	0.00	0.00	0.00	0.00	0.00
10A010	1723	0000	00 000000	0.00	0.00	0.00	0.00	0.00
10A---	----	----	-- -----	1,365,428.59	3,178,879.44	-513,158.80	2,665,720.64	1,300,292.05
10L010	4310	0000	00 000000	0.00	0.00	0.00	0.00	0.00
10L010	4811	0000	00 000000	0.00	0.00	0.00	0.00	0.00
10L010	4812	0000	00 000000	0.00	0.00	0.00	0.00	0.00
10L010	4813	0000	00 000000	0.00	0.00	0.00	0.00	0.00
10L010	4814	0000	00 000000	0.00	0.00	0.00	0.00	0.00
10L010	4815	0000	00 000000	0.00	0.00	0.00	0.00	0.00
10L010	4816	0000	00 000000	-141,418.46	-148,721.56	-3,520.90	-152,242.46	-10,824.00
10L010	4817	0000	00 000000	0.00	0.00	0.00	0.00	0.00
10L010	4817	0000	10 000000	0.00	0.00	0.00	0.00	0.00
10L010	4818	0000	00 000000	0.00	0.00	0.00	0.00	0.00
10L010	4819	0000	00 000000	-7,655.82	-7,655.82	0.00	-7,655.82	0.00
10L010	4990	0000	00 000000	0.00	0.00	0.00	0.00	0.00
10L---	----	----	-- -----	-149,074.28	-156,377.38	-3,520.90	-159,898.28	-10,824.00
10Q010	7300	0000	00 000000	-1,810,053.98	-1,810,053.98	0.00	-1,810,053.98	0.00
10Q010	7310	0000	00 000000	1,706,532.11	-99,615.64	516,679.70	417,064.06	-1,289,468.05
10Q010	7320	0000	00 000000	0.00	0.00	0.00	0.00	0.00
10Q010	7330	0000	00 000000	-1,112,832.44	-1,112,832.44	0.00	-1,112,832.44	0.00
10Q---	----	----	-- -----	-1,216,354.31	-3,022,502.06	516,679.70	-2,505,822.36	-1,289,468.05
10----	----	----	-- -----	0.00	0.00	0.00	0.00	0.00
20A010	1120	0000	00 000000	1,194,681.96	1,811,772.60	-24,137.54	1,787,635.06	592,953.10
20A010	1210	0000	00 000000	0.00	0.00	0.00	0.00	0.00
20A010	1310	0000	00 000000	0.00	0.00	0.00	0.00	0.00
20A---	----	----	-- -----	1,194,681.96	1,811,772.60	-24,137.54	1,787,635.06	592,953.10
20L010	4310	0000	00 000000	0.00	0.00	0.00	0.00	0.00
20L010	4812	0000	00 000000	0.00	0.00	0.00	0.00	0.00
20L010	4813	0000	00 000000	0.00	0.00	0.00	0.00	0.00

Account Level				Beginning	February 2014-15	February 2014-15	Ending	2014-15	
FDTLOC	FUNC	OBJ	SJ	Balance	Beginning Balance	Monthly Activity	Balance	FYTD Activity	
Description									
20L010	4814	0000	00 000000	IMRF	0.00	0.00	0.00	0.00	0.00
20L010	4815	0000	00 000000	ANNUITIES PAYABLE	0.00	0.00	0.00	0.00	0.00
20L010	4816	0000	00 000000	EMPLOYEE INS PAYABLE	0.00	0.00	0.00	0.00	0.00
20L010	4817	0000	00 000000	FICA	0.00	0.00	0.00	0.00	0.00
20L010	4817	0000	10 000000	MEDICARE N/C	0.00	0.00	0.00	0.00	0.00
20L010	4818	0000	00 000000	MEDICARE CERT	0.00	0.00	0.00	0.00	0.00
20L010	4819	0000	00 000000	OTHER P/R DEDUCTIONS	0.00	0.00	0.00	0.00	0.00
20L010	4990	0000	00 000000	MISC LIAB DIRECT DEP	0.00	0.00	0.00	0.00	0.00
20L---	----	----	-- -----		0.00	0.00	0.00	0.00	0.00
20Q010	7300	0000	00 000000	BLDG FUND BALANCE	-120,593.72	-120,593.72	0.00	-120,593.72	0.00
20Q010	7310	0000	00 000000	BLDG REV/EXP SUMMARY	-766,428.35	-1,383,518.99	24,137.54	-1,359,381.45	-592,953.10
20Q010	7320	0000	00 000000	Encumbrance	0.00	0.00	0.00	0.00	0.00
20Q010	7330	0000	00 000000	EXCESS/DIFFERENCE	-307,659.89	-307,659.89	0.00	-307,659.89	0.00
20Q---	----	----	-- -----		-1,194,681.96	-1,811,772.60	24,137.54	-1,787,635.06	-592,953.10
20----	----	----	-- -----		0.00	0.00	0.00	0.00	0.00
30A010	1120	0000	00 000000	DEBT SERVICES CASH ON HAND	320,265.51	705,107.69	128.31	705,236.00	384,970.49
30A010	1210	0000	00 000000	DEBT SERVICES CD	0.00	0.00	0.00	0.00	0.00
30A---	----	----	-- -----		320,265.51	705,107.69	128.31	705,236.00	384,970.49
30L010	4310	0000	00 000000	Accounts Payable	0.00	0.00	0.00	0.00	0.00
30L---	----	----	-- -----		0.00	0.00	0.00	0.00	0.00
30Q010	7300	0000	00 000000	DEBT SERVICES FUND BALANCE	-282,524.23	-282,524.23	0.00	-282,524.23	0.00
30Q010	7310	0000	00 000000	BOND REV/EXP SUMMARY	476,692.22	91,850.04	-128.31	91,721.73	-384,970.49
30Q010	7330	0000	00 000000	EXCESS/DIFFERENCE	-514,433.50	-514,433.50	0.00	-514,433.50	0.00
30Q---	----	----	-- -----		-320,265.51	-705,107.69	-128.31	-705,236.00	-384,970.49
30----	----	----	-- -----		0.00	0.00	0.00	0.00	0.00
40A010	1120	0000	00 000000	TRANS CASH ON HAND	317,075.79	228,769.94	-132,311.94	96,458.00	-220,617.79
40A010	1125	0000	00 000000	TRANS IHI RESERVE	1,208.01	1,208.01	0.00	1,208.01	0.00
40A010	1210	0000	00 000000	TRANS CD	0.00	0.00	0.00	0.00	0.00
40A---	----	----	-- -----		318,283.80	229,977.95	-132,311.94	97,666.01	-220,617.79
40L010	4310	0000	00 000000	Accounts Payable	0.00	0.00	0.00	0.00	0.00
40L010	4811	0000	00 000000	TRS	0.00	0.00	0.00	0.00	0.00
40L010	4812	0000	00 000000	FIT	0.00	0.00	0.00	0.00	0.00

Account Level				Beginning	February 2014-15	February 2014-15	Ending	2014-15	
FDTLOC	FUNC	OBJ	SJ	Balance	Beginning Balance	Monthly Activity	Balance	FYTD Activity	
Description									
40L010	4813	0000	00 000000	SIT	0.00	0.00	0.00	0.00	0.00
40L010	4814	0000	00 000000	IMRF	0.00	0.00	0.00	0.00	0.00
40L010	4815	0000	00 000000	ANNUITIES PAYABLE	0.00	0.00	0.00	0.00	0.00
40L010	4816	0000	00 000000	EMPLOYEE INS PAYABLE	0.00	0.00	0.00	0.00	0.00
40L010	4817	0000	00 000000	FICA	0.00	0.00	0.00	0.00	0.00
40L010	4817	0000	10 000000	MEDICARE N/C	0.00	0.00	0.00	0.00	0.00
40L010	4818	0000	00 000000	MEDICARE CERT	0.00	0.00	0.00	0.00	0.00
40L010	4819	0000	00 000000	OTHER P/R DEDUCTIONS	-130.14	-130.14	0.00	-130.14	0.00
40L010	4990	0000	00 000000	MISC LIAB DIRECT DEPOSIT	0.00	0.00	0.00	0.00	0.00
40L---	----	----	-- -----		-130.14	-130.14	0.00	-130.14	0.00
40Q010	7300	0000	00 000000	TRANS FUND BALANCE	-125,788.52	-125,788.52	0.00	-125,788.52	0.00
40Q010	7310	0000	00 000000	TRAN REV/EXP SUMMARY	-76,018.04	12,287.81	132,311.94	144,599.75	220,617.79
40Q010	7320	0000	00 000000	Emcumbrance	0.00	0.00	0.00	0.00	0.00
40Q010	7330	0000	00 000000	EXCESS/DIFFERENCE	-116,347.10	-116,347.10	0.00	-116,347.10	0.00
40Q---	----	----	-- -----		-318,153.66	-229,847.81	132,311.94	-97,535.87	220,617.79
40----	----	----	-- -----		0.00	0.00	0.00	0.00	0.00
50A010	1120	0000	00 000000	IMRF CASH ON HAND	55,092.60	500,359.67	-79,905.21	420,454.46	365,361.86
50A010	1210	0000	00 000000	IMRF CD	0.00	0.00	0.00	0.00	0.00
50A---	----	----	-- -----		55,092.60	500,359.67	-79,905.21	420,454.46	365,361.86
50L010	4310	0000	00 000000	Accounts Payable	0.00	0.00	0.00	0.00	0.00
50L010	4814	0000	00 000000	IMRF	0.00	0.00	0.00	0.00	0.00
50L010	4817	0000	00 000000	FICA	0.00	0.00	0.00	0.00	0.00
50L010	4818	0000	00 000000	MEDICARE	0.00	0.00	0.00	0.00	0.00
50L010	4990	0000	00 000000	MISC LIAB DD	0.00	0.00	0.00	0.00	0.00
50L---	----	----	-- -----		0.00	0.00	0.00	0.00	0.00
50Q010	7300	0000	00 000000	IMRF FUND BALANCE	-151,984.58	-151,984.58	0.00	-151,984.58	0.00
50Q010	7310	0000	00 000000	IMRF/SS REV/EXP SUMMARY	298,238.42	-147,028.65	79,905.21	-67,123.44	-365,361.86
50Q010	7330	0000	00 000000	EXCESS/DIFFERENCE	-201,346.44	-201,346.44	0.00	-201,346.44	0.00
50Q---	----	----	-- -----		-55,092.60	-500,359.67	79,905.21	-420,454.46	-365,361.86
50----	----	----	-- -----		0.00	0.00	0.00	0.00	0.00
60A010	1120	0000	00 000000	Site & Construction Cash in on	0.00	50,080.77	9.11	50,089.88	50,089.88
60A---	----	----	-- -----		0.00	50,080.77	9.11	50,089.88	50,089.88

Account Level				Beginning	February 2014-15	February 2014-15	Ending	2014-15
FDTLOC	FUNC	OBJ	SJ	Balance	Beginning Balance	Monthly Activity	Balance	FYTD Activity
Description								
60L010	4310	0000	00 000000	Accounts Payable	0.00	0.00	0.00	0.00
60L---	----	----	--		0.00	0.00	0.00	0.00
60Q010	7300	0000	00 000000	SITE & CONST FUND BALANCE	0.00	0.00	0.00	0.00
60Q010	7310	0000	00 000000	SITE/CONSTRUCTION REV/EXP SUM	0.00	-50,080.77	-9.11	-50,089.88
60Q010	7330	0000	00 000000	EXCESS/DIFFERENCE	0.00	0.00	0.00	0.00
60Q---	----	----	--		0.00	-50,080.77	-9.11	-50,089.88
60----	----	----	--		0.00	0.00	0.00	0.00
70A010	1120	0000	00 000000	WORKING CASH - CASH ON HAND	1,866,246.89	2,064,547.59	375.70	2,064,923.29
70A010	1210	0000	00 000000	WORKING CASH CD	0.00	0.00	0.00	0.00
70A---	----	----	--		1,866,246.89	2,064,547.59	375.70	2,064,923.29
70Q010	7300	0000	00 000000	WORKING CASH FUND BALANCE	-1,482,040.21	-1,482,040.21	0.00	-1,482,040.21
70Q010	7310	0000	00 000000	WORKING CASH REV/EXP SUMMARY	-269,704.22	-468,004.92	-375.70	-468,380.62
70Q010	7330	0000	00 000000	EXCESS/DIFFERENCE	-114,502.46	-114,502.46	0.00	-114,502.46
70Q---	----	----	--		-1,866,246.89	-2,064,547.59	-375.70	-2,064,923.29
80Q010	7300	0000	00 000000	WORKING CASH FUND BALANCE	-1,482,040.21	-1,482,040.21	0.00	-1,482,040.21
80Q010	7310	0000	00 000000	WORKING CASH REV/EXP SUMMARY	-269,704.22	-468,004.92	-375.70	-468,380.62
80Q010	7330	0000	00 000000	EXCESS/DIFFERENCE	-114,502.46	-114,502.46	0.00	-114,502.46
80Q---	----	----	--		-1,866,246.89	-2,064,547.59	-375.70	-2,064,923.29
80----	----	----	--		0.00	0.00	0.00	0.00
80A010	1120	0000	00 000000	Tort Cash on Hand	0.00	69,059.30	-12,946.97	56,112.33
80A---	----	----	--		0.00	69,059.30	-12,946.97	56,112.33
80L010	4310	0000	00 000000	Accounts Payable	0.00	0.00	0.00	0.00
80L---	----	----	--		0.00	0.00	0.00	0.00
80Q010	7300	0000	00 000000	Tort Fund Balance	0.00	0.00	0.00	0.00
80Q010	7310	0000	00 000000	TORT REV/EXP SUMMARY	227,330.44	158,271.14	12,946.97	171,218.11
80Q010	7320	0000	00 000000	Tort Encumbrance	0.00	0.00	0.00	0.00
80Q010	7330	0000	00 000000	EXCESS/DIFFERENCE	-227,330.44	-227,330.44	0.00	-227,330.44
80Q---	----	----	--		0.00	-69,059.30	12,946.97	-56,112.33
80----	----	----	--		0.00	0.00	0.00	0.00
90A010	1120	0000	00 000000	LIFE SAFETY CASH ON HAND	292,749.70	280,295.70	-1,656.01	278,639.69
90A010	1210	0000	00 000000	LIFE SAFETY CD	0.00	0.00	0.00	0.00
90A---	----	----	--		292,749.70	280,295.70	-1,656.01	278,639.69
90L010	4310	0000	00 000000	Accounts Payable	0.00	0.00	0.00	0.00

03

Account Level				Beginning	February 2014-15	February 2014-15	Ending	2014-15	
FDTLOC	FUNC	OBJ	SJ	Balance	Beginning Balance	Monthly Activity	Balance	FYTD Activity	
Description									
90L010	4812	0000	00 000000	L/S FIT	0.00	0.00	0.00	0.00	0.00
90L010	4813	0000	00 000000	L/S SIT	0.00	0.00	0.00	0.00	0.00
90L010	4817	0000	00 000000	L/S FICA	0.00	0.00	0.00	0.00	0.00
90L010	4817	0000	10 000000	L/S Medicare NC	0.00	0.00	0.00	0.00	0.00
90L---	----	----	-- -----		0.00	0.00	0.00	0.00	0.00
90Q010	7300	0000	00 000000	LIFE SAFETY FUND BALANCE	-1,128,737.03	-1,128,737.03	0.00	-1,128,737.03	0.00
90Q010	7310	0000	00 000000	LIFE SAFETY REV/EXP SUMMARY	125,384.99	137,838.99	1,656.01	139,495.00	14,110.01
90Q010	7320	0000	00 000000	Emcumbrance	0.00	0.00	0.00	0.00	0.00
90Q010	7330	0000	00 000000	EXCESS/DIFFERENCE	710,602.34	710,602.34	0.00	710,602.34	0.00
90Q---	----	----	-- -----		-292,749.70	-280,295.70	1,656.01	-278,639.69	14,110.01
90----	----	----	-- -----		0.00	0.00	0.00	0.00	0.00
Grand Asset Totals					5,412,749.05	8,890,080.71	-763,603.35	8,126,477.36	2,713,728.31
Grand Liability Totals					-149,204.42	-156,507.52	-3,520.90	-160,028.42	-10,824.00
Grand Equity Totals					-5,263,544.63	-8,733,573.19	767,124.25	-7,966,448.94	-2,702,904.31
Grand Totals					0.00	0.00	0.00	0.00	0.00

21

Number of Accounts: 104

\*\*\*\*\* End of report \*\*\*\*\*

<b>Employee</b>	<b>Gross Wages</b>
ALEXANDER, MARGO D	3,772.82
ALLEN, LORI	4,558.88
ALVORD, CHARLES R	1,018.58
ANDERSON, DEBBIE	195
ANDERSON, JOYCE A	4,931.96
ANDERSON, LEE S	4,411.57
ANGLE, AMY J	1,883.67
ANGLE, DAVID R	3,447.92
ANSELMANT, MARK E	3,264.78
ANSELMANT, MEGAN B	3,203.92
ASH, TAMMY S.	1,544.40
ATKINS, BENJAMIN R	3,655.04
ATTEBERY, BEVERLY JEAN	5,325.70
BAKER, DIXIE R	2,555.53
BAKER, SHERRI LEE	4,892.62
BALDING, JENNIFER	1,088.50
BARE, GENNIE L	2,562.45
BARKER, JENNIFER JO	42.5
BATEMAN, PHYLLIS	1,091.98
BAYLES, EVAN PAUL	510
BAYLER, JAMIE M	132
BAYLES, RICHARD A	4,883.78
BEARD, ASHLEY M	3,454.44
BEARD, BRENDA L	1,860.98
BENT, ANN D	3,492.00
BERGER, CHRISTY	3,772.74
BERRY, KELLY S	1,606.90
BETTIS, COMELIA G	1,507.44
BETTIS, JULIE A	4,475.22
BEYERS, CANDACE L	4,942.24
BILLINGTON, LISA	4,288.70
BIRK, JILL A	85
BLACKFORD, EMILY A	3,314.28
BLACK, JUSTINE L	2,981.68
BLANK, CYNTHIA M	2,458.83
BLANK, HOLLY H	3,724.50
BORAH, CHRISTINE M	2,317.02
BOTKIN, AMY L	1,757.96
BRANSTETTER, CONNIE F	1,313.25
BRIAN, LARRY P	960.45
BROOKS, MARY L	3,184.90
BROWN, ANGEL L	1,762.89
BROWN, AUDRA ROCHELLE	1,968.06
BROWN, SHERYE	2,006.48
BRUMMER, JAMIE	1,792.00
BUNTING, APRIL DAWN	703.66

BUNTING, GENA	1,590.52
BUNTING, MARK	231
BURCKHARTT, JASON M	85
BURCKHARTT, JONI	259.25
BURGENER, CHARISSA	3,923.44
BURGENER, ELIZABETH E	382.5
BURGENER, STEPHEN LEE	809.9
BUSSARD, KIMILA D	4,847.40
BUSSARD, LARRY G	11,584.60
BYERS, ELLEN	1,893.18
CARMODY, LUKAS D	1,343.50
CAST, RODNEY W	802.26
CAVALIER, MICHAEL A	5,024.46
CLARK, NATALIE	510
CLINE, APRIL G	1,348.22
CLINTON, SHERRY J	2,571.80
CLODFELTER, JULIE D	4,015.78
COMBS, ERIC W	3,968.35
COTTERELL, WILMA K	2,116.50
CRACKEL, JANICE E	1,572.50
CUMMINS, BRYAN	4,933.08
CUMMINS, DARLA J	198
DAMM, RITA A	1,766.21
DAVIS, ANGELA M	4,835.62
DAVIS, LESLIE A	1,322.00
DAVIS, PATTI J	5,303.60
DAVIS, RITA DIANE	1,593.18
DEHNER, MARCHELE M	741
DEIMEL, NANCY J	4,562.66
DEMEYER, NANCY L	1,436.60
DENTON, MACKENZIE T	3,307.06
DENTON, RYAN D	3,270.38
DEWEESE, SHARI A	3,087.83
DIEL, CHRISTINA JEAN	1,940.32
DOAN, LONNIE	3,326.40
DOBBS, CURTIS W	4,640.62
DOBBS, TRACY L	4,223.78
DOLL, GWYNE M	3,724.56
DORIS, SHAWNA MARIE	1,016.50
DORIS, TAMI L	2,502.03
DOSS, JUNE E	1,912.42
DUKE, CHARLIE	324.5
DUNAHEE, BRENDA	1,077.00
DUNN, MARTIN	3,867.42
DUNN, MELISSA A	4,737.80
EAGLESON, DENYSE L	4,308.72
EDWARDS, CRYSTLE L	7,165.14

ELLISON, DEBORAH E	4,915.52
ELLISON, JENNIFER L	1,590.52
ERWIN, MELISSA D	3,867.42
EVANS, ALEXIS C	1,452.00
FEHRENBACHER, KIMBERLY	550
FENDER, LISA JOYCE	3,125.48
FERGUSON, LOGAN JADE	1,146.90
FINLEY, VICKIE L	85
FLANAGAN, KRISTIN D	4,223.78
FLANAGAN, ROBERT W	4,304.04
FLEMING, JULIE L	3,535.16
FORD, JOYCE E	4,223.78
FOUST, PATRICIA J	1,196.88
FOX, MINDY K	1,525.08
FRANKLIN, RICHARD	660
FRENCH, RENEE JANELL	29.75
FRICHTL, STACEY JO	1,740.50
FRITCHLEY, JENNIFER M	3,903.50
FRITSCHLE, JOYCE D	4,223.78
FULK, VICKY D	2,722.87
GARDNER, KRISTINA L	3,501.99
GARNER, KARA WYNN	3,295.20
GASSMANN, LOUIS H	4,895.58
GAWTHORP, JENNIFER J	110
GEIER, DANIEL R	36
GEIER, SHERRY L	6,658.52
GEIER, STEPHANIE L	2,153.98
GINDER, AMANDA N	3,454.44
GINDER, CHERYL A	1,496.56
GINDER, JILLIAN M	3,838.59
GINDER, NANCY L	1,757.96
GIVENS, KEARSTEN BRIANNA	3,678.90
GOFF, DAVID	5,618.72
GOFF, DONNA L	1,976.34
GOSS, ROBIN D	510
GRAY, SHERI	3,237.92
GREENWOOD, JILL R	3,633.36
GRIESEMER, VICKI	1,189.50
GROVE, BRANDIS J	2,844.78
GROVES, MARSHA L	6,667.40
GROVES, MICHAEL W	561
GROVE, MONICA NOEL	1,540.50
GROVE, TIFFANY	637.5
GRUNDON, CINDY C	4,581.28
HAGAN, DIANA L	4,304.04
HAHN, MARGARET A	4,590.24
HAHN, MOLLY	3,303.20

HAHN, SUZANNE	5,000.00
HALLAM, AMY S	4,395.42
HANES, MARY J	382.5
HANNA, SHIRLEY M	1,355.64
HANNA, VICKIE J	554.63
HARDY, ERIN T	3,245.38
HARMON, SHERRY S	3,369.88
HARRISON, CANDICE A	2,204.40
HARRIS, GARY D	5,445.70
HART, CYNTHIA K	3,795.64
HART, JOSY S	99
HARTLEROAD, DANNY L	1,994.15
HARTRICH, JANETH M	85
HAUSSY, SUSAN R	1,431.09
HEARN, JENIFER A	3,706.46
HEMRICH, DAWN M	488.75
HENDERSON, NORMAN D	4,568.94
HENDRICKSON, BRENDA	3,772.66
HERDES, SAMANTHA J	115.5
HILL, JULIE A	1,137.50
HIXON, THOMAS R	1,205.45
HOLSTRUM, KIMBERLY J	212.5
HOLT, MARILYN J	15,613.80
HOUCHIN, AMANDA N	3,796.00
HOUCHIN, DARRELL W	4,829.54
HOUGH, SHANNON L	4,249.00
HOUT, DANA	2,571.80
HOUT, JODY K	3,844.46
HULETT, DAKODA W	2,017.40
HUNT, SHIRLEY A	2,910.46
INGRAM, ALDA B	987.08
INGRAM, HANNAH KAY	8.25
INYART, BRENT A	4,290.30
JARVIS, BOBBIE L	5,438.74
JARVIS, SAMUEL L	450.51
JENNER, BRENDA D	4,228.38
JOHNSON, RACHELLE L	255
JONES, DAVID TALBOTT	2,465.96
JONES, EMILY K	3,540.62
JULIAN, AMY L	4,233.04
JULIAN, BRENT ANDREW	5,824.70
KAERICHER, CHELSEA J	3,109.26
KAERICHER, DAWN R	1,715.88
KELLER, LINCOLN FREDERICK	284.63
KELLER, MYLISSA	29.75
KERMICLE, BONNIE L	2,759.34
KERMICLE, CHELSEA M	3,013.28

KEYS, JOY L	301.75
KING, MELINDA D	4,443.88
KINKADE, NORMA L	645.88
KIRBY II, ROBERT R	4,072.18
KLINGLER, MICHELLE LYNN	3,940.88
KNISS, CARA B	3,233.82
KNOBLOCH, AMBER RENEE	16.5
KNOBLOCH, RETTA G	1,013.63
KOCHER, BECKY S	346.38
KOCHER, BRITTANIA J	3,160.04
KOCHER, DAWN M	3,991.92
KOCHER-COAN, LINDA	1,850.16
KOCHER, RACHEL A	198
KUENSTLER, BRIANNE	2,619.05
KUENSTLER, CASEY JANE	49.5
KUENSTLER, DEBRA SUSAN	4,728.80
KUHLIG, JANET L	4,883.03
LANCE, LORI A	4,182.88
LATHROP, BOBBIE J	3,520.44
LATHROP, JENNIFER L	3,702.46
LATHROP, LAURA	5,185.02
LAUGHLIN, REX IAN	3,650.44
LEAF, JESSICA	911.84
LECRONE, BROCK MATTHEW	200.06
LECRONE, CHAD E	7,565.16
LECRONE, KRISTINA A	2,209.26
LEE, DAVID W	3,623.28
LEE, KELSEY	357.5
LEIST, JANET S	1,225.12
LEIST, MARC A	4,235.53
LEIST, PATRICIA E	4,702.57
LESLIE, REBECCA R	3,613.44
LESLIE, THOMAS L	4,347.64
LEWIS, AMANDA LYNN	3,073.76
LOBACZ, VICKI	208.25
LOCKLEY, CYNTHIA K	5,792.96
LYNN, GINA L	3,245.38
MADDEN, JACQUELINE D	3,985.25
MARRIOTT, THERESA	3,326.76
MAXEY, CONNIE F	2,431.06
MCCLEAVE, ROBERTA J	4,304.04
MCCLURE, DEBORAH L	2,898.84
MCDONALD, JIMETTA L	1,300.91
MCVICKER, AMY M	4,092.04
MEADOWS, TREVA L.	1,028.16
MEHL, TRACY	1,676.88
MICHELSON, JOYCE E	5,033.36

MICHELS, LINDA J	85
MICHELS, SUZANNE	4,318.42
MILAM, HILLARY B	1,327.48
MILLER, DARLENE J	4,125.24
MILLER, KIMBERLY K	1,757.96
MITCHELL, BRANDI G	1,020.04
MITCHELL, MELISSA M	4,262.46
MORGAN, GINA E	963.48
MOSBEY, DEVEN L	3,586.92
MUFFLER, ALICIA A	3,326.76
MUHS, DIANE	4,304.04
MULLENS, MARY C	1,590.52
MURRAY, PAMELA S	4,255.18
MUSIC, MATTHEW J	3,892.24
MUSIC, SONJA R	2,926.37
NEALIS, BRADLY C	4,426.74
OCHS, KRISTY J	4,855.74
OCHS, MARY A	1,877.65
OCHS, NICHOLAS D	170
OCHS, TRICIA	9.5
OVERTON, MARTY DALE	4,225.64
PAGE, KENDRA J	3,917.48
PAGE, RALPH ROBERT	737.6
PAGE, WILLIAM D	4,329.78
PAMPE, JANICE	4,299.04
PAMPE, LISA K	4,412.00
PETRELLA, RALPH J	4,488.52
PETTY, BETH G	5,322.56
PHILLIPS, ROBERT L	1,209.15
PHILLIPPE, SAMANTHA	2,244.20
PIERCE, SHERRI ANN	3,073.92
PINE, KAREN I	297.5
PINKSTON, SANDRA D	170
PIPHER, DONNA	3,531.14
PIPHER, STEPHANIE	2,844.78
POWELL, MATTHEW M	3,590.64
POWELL, MICHELLE	3,917.48
PRIDE, CASSIE	462
PUCKETT, TERRY EUGENE	4,728.32
RALEY, CHRISTINE	229.51
RAUCH, DEBORAH LYNN	975.19
REDMAN, AMANDA L	3,433.90
REDMAN, JUDITH	1,912.42
REDMAN, KRISTEN L	5,992.76
REEVES, RANDY K	3,028.32
RENNECKER, MICHELLE LYNN	285
RENNIER, CAROL E	127.5

REYNOLDS, MICHELE L	1,359.10
REYNOLDS, TROY G	645.34
RIDGELY, LINDSAY ANN	3,264.78
RISTVEDT, SHANNONE M	1,400.94
ROARK, RYAN K	4,351.74
RODGERS, KACIE N	3,305.54
RODGERS, STEVEN D	1,719.00
RODGERS, TRACEY L	1,267.36
ROSBOROUGH-GAEDE, SANDRA L	3,918.15
ROSE, RAE	1,161.16
RUBENACKER, LORI A	4,015.78
RUNYON, DEBORAH A	284.5
RUNYON, MARCIA A	2,513.34
RUNYON, PEGGY LYNN	1,590.52
RUSK, AMY L	3,747.78
RUSK, EMILY	3,945.14
RUSK, JULIE	1,935.46
RUSK, RYLAN A	4,158.40
RYDEN, JEFFREY ROBERT	3,225.92
SCHERER, AIMEE KRISTINA	3,025.66
SCHMUCKER, JULIE R	1,590.52
SEALS, MARLA LOUISE	3,307.06
SEESSENGOOD, BRENDA L	2,498.12
SEESSENGOOD, CARLEE J	702
SEILER, ANITA J	1,650.84
SHAFER, VERNA	2,073.15
SHAN, LAURA L	612
SHAN, LESLIE K	639
SHAWVER, ALEXIS B	3,125.48
SHILLING, LISA A	1,039.36
SHIPMAN, KYLE	3,350.04
SHOEMAKER, KRISTIE L	3,144.12
SIMPSON, CHRIS A	9,068.82
SIMPSON, HALEY NICOLE	16.5
SIMPSON, MICHELLE L	4,746.86
SLANKARD, SHERRY	4,565.04
SMITH, CONNIE J	1,757.96
SMITH, JASON T	4,181.70
SMITH, KRISTINA	85
SMITH, MELINDA	3,633.36
SNIDER, SHERRI A	4,288.70
STADGE, DANIEL R	58.5
STALLARD, BRENDA LEA	4,176.48
STEBER, CATHERINE A	2,592.08
STEBER, MARK	6,108.36
STEPHENS, CAMILLE A	3,977.72
STERCHI, DEB	38.25

STERCHI, SUSAN R	4,970.62
STEVENSON, JENNY	311.25
STIVERS, BETTY B	1,590.52
STORER, BRITTANY N	1,237.52
SWINSON, DONNA S	1,535.06
TAHTINEN, TIMOTHY A	1,830.40
TAIT, HEATHER E	4,015.78
TAYLOR, CHAD E	3,795.24
TAYLOR, LISA K	1,499.05
TAYLOR, SCOTT	4,469.16
TEDFORD, JENNIFER JILL	5,117.68
TENNYSON, DENNIS	4,778.07
THOMANN, ANDREW C	7,373.22
THUFTEDAL, TASHA S	4,433.24
TOMLIN, LINDSEY JAMES	3,121.46
TOTTEN, DANIEL L	1,254.66
TOTTEN, RUTH E	957.36
TRAVIS, SHELLEY A	3,595.64
TROST, MARY I	913.77
TYLER, JAMIE L	3,874.74
URFER, KELLI DAWN	964.26
URFER, LOREN A	2,294.90
UTLEY, REGINA	1,825.56
VAAL, JAMES D	4,995.34
VAAL, SARAH K	1,548.34
VANDYKE, JAMIE L	5,354.36
VANDYKE, JESSICA P	3,565.64
VANGUNDY, EMILI VANESSA	454.75
VANMATRE, CHRISTINA A	3,586.94
VOLK, KARLA J	1,578.28
VOLK, PAULINE	1,703.22
WADE, BARBARA E	2,731.79
WAGGONER, ASHLEY	154
WAGNER, AMY L	379.5
WALDEN, ABBIE	341
WALDHOFF, ROY R	5,662.12
WALKER, KATHI DEE	4,676.00
WALKER, TERRIL	1,402.50
WALL, CHERYL	255
WALLACE, JODI L	85
WALLACE, NANCY A	6,474.42
WASHBURN, BRENDA J	4,668.32
WASHBURN, KATHERINE M	253
WAXLER, ELVA L	1,472.50
WAXLER, LAURIE J	5,036.80
WEBSTER, LESLIE E	5,641.64
WEESNER, LELA	2,037.10

WEIDNER, ADAM J	1,927.75
WEIDNER, JENNIFER L	3,454.44
WEIDNER, KERRIE L	3,456.22
WEIDNER, MICHELLE L	1,112.64
WEITKAMP, LORI L	3,373.58
WEITKAMP, WARREN D	4,071.14
WELLS JR, HARRY RAYMOND	2,096.32
WELLS, KACI MARIE	3,571.54
WESNER, CYNTHIA A	866.8
WEST, PAULA J	4,276.04
WESTALL, CHERYL L	1,978.80
WESTALL, KEVIN T	5,134.00
WESTALL, LINETTE	3,339.98
WETHERHOLT, BETTY L	1,953.25
WHEELER, HEATHER L	3,245.38
WHEELER, KLAYTON E	4,329.78
WHISLER, ERIN	1,527.40
WHITING, TERRY L	4,824.54
WHITTNER, MICHAEL K	7,034.10
WHITTNER, SARAH E	4,221.30
WILLIAMS, JULIE	1,186.34
WILSON, CATHY L	3,959.26
WILSON, DON	3,589.69
WILSON, JULIE MAE	2,107.52
WILSON, LELA M	586.3
WINGERT, JANE	1,757.96
WINTERS, SHANNON L	4,581.28
WISNER, ANGELA M	1,973.70
WOODS, AMY LYNNE	4,790.08
YONAKA, MEGAN M	2,739.66
ZANETIS, VICKI L	212.5
ZIEGLER, KYLE L	2,608.91
ZUBER, AMANDA M	1,498.48
ZWILLING, ALISA L	2,633.04
<b>Total Gross Wages</b>	<b>1,124,531.49</b>

**DISTRICT PAYROLL**  
**EAST RICHLAND COMMUNITY UNIT DISTRICT NO. 1**  
**March 19, 2015**

The district payroll for the month of March 2015, for personnel on regular employment status, is the same as the payroll for the month of February 2015, with the following:

ADDITIONS: None

DELETIONS: April Bunting, ERES Aide;

CHANGES: None

LOA: Marcia Runyon

Check Number	Vendor Name	Check Date	Invoice Description	Invoice Amount	Check Amount
14391	A-1 QUALITY GLASS CO	03/19/2015	General Supplies & Repairs for School Year 2014 - 2015	350.00	1,070.30
			General Supplies & Repairs for School Year 2014 - 2015	240.10	
			General Supplies & Repairs for School Year 2014 - 2015	480.20	
14392	ACKERMAN OIL	03/19/2015	Oil Products for School Year 2014 - 2015	125.95	251.90
			Oil Products for School Year 2014 - 2015	125.95	
14393	AFPLANSERV	03/19/2015	PLAN FEE BILLING	64.00	64.00
14394	ARAMARK UNIFORM SERVI	03/19/2015	Aramark red rag sevice for Auto shop	89.51	179.02
			Shop Towels for 2014 - 2015 School Year	89.51	
14395	BARLOW LOCK & SECURIT	03/19/2015	CHANGED KITCHEN DOOR CONTACT AND REPORGRAMED PANEL	404.10	404.10
14396	BARNES & NOBLE, INC	03/19/2015	100 copies Unbroken	124.00	124.00
14397	BAYSCAN TECHNOLOGIES	03/19/2015	Receipt paper for Epson printer	41.75	41.75
14398	BENT, ANN D	03/19/2015	FEBRUARY MILEAGE	32.70	32.70

32

Check Number	Vendor Name	Check Date	Invoice Description	Invoice Amount	Check Amount
14399	BISHOP, SUSAN	03/19/2015	ERES -STUDENT WORK, LUNCH, BULLYING, ST JOE CORE GROUP, SUPPLIES	1,688.88	1,688.88
14400	BRIDGEANCE LABORATORY	03/19/2015	Drug Test (Physical) for School Year 2014 - 2015	90.00	90.00
14401	BSN SPORTS INC	03/19/2015	Jerseys/Shorts Soccer Socks	515.70 318.61	834.31
14402	BUSHUE BACKGROUND SCR	03/19/2015	BACKGROUND CHECK	104.00	104.00
14403	BUSSARD, LARRY G	03/19/2015	MILEAGE - IASA ALLIANCE LEADERSHIP SUMMIT - 2/17-18/15 FEBRUARY MILEAGE ICEARY - MILEAGE	190.53    253.00 215.63	659.16
33 14404	C & C GROUP	03/19/2015	MONTHLY MAINTENANCE	1,228.00	1,228.00
14405	C & T / RICHLAND MOTO	03/19/2015	CUSTODIAL SUPPLIES	50.45	50.45
14406	CENTRAL RESTAURANT PR	03/19/2015	Parts for ERES Can Opener	117.51	117.51
14407	CENTRAL STATES BUS SA	03/19/2015	Supplies for School Year 2014 - 2015 Supplies for School Year 2014 - 2015 Supplies for School Year 2014 - 2015	17.55  207.96  33.30	388.11

Check Number	Vendor Name	Check Date	Invoice Description	Invoice Amount	Check Amount
			Supplies for School Year 2014 - 2015	129.30	
14408	CHANNING BETE CO, INC	03/19/2015	Get Set for School - Kdgn booklets for Folders	221.71	221.71
14409	CHARLEY, INC	03/19/2015	CTE Supplies Chromebooks Toner for labs 203, 204, and 229.	259.00 1,561.00	2,158.69
			LABOR	15.00	
			General Repairs	65.00	
			PARTS & SUPPLIES	258.69	
14410	CLEARWAVE COMMUNICATI	03/19/2015	MONTHLY SERVICE FEE FOR INTERNET ACCESS FIBER	300.00	300.00
14411	DATA MANAGEMENT SHRED	03/19/2015	ON-SITE SHREDDING	45.00	45.00
14412	DAVIS, ANGELA M	03/19/2015	District Nurses	100.00	100.00
14413	DEMCO, INC	03/19/2015	ERES Library Supplies Book Covers and spine labels	139.37 121.89	261.26
14414	DEPENDABLE ELECTRIC	03/19/2015	CUSTODIAL SUPPLIES AND REPAIR	162.33	162.33
14415	DEWEESE, SHARI A	03/19/2015	BEBRUARY MILEAGE	28.18	28.18
14416	DOLL'S INC	03/19/2015	SUPPLIES & SERVICES	102.00	102.00
14417	EAGLESON, DENYSE L	03/19/2015	ISLMA SPRING MINI CONFERENCE	25.00	25.00
14418	EARTHGRAINS BAKING CO	03/19/2015	Food/Supplies for	1,213.47	1,213.47

34

Check Number	Vendor Name	Check Date	Invoice Description	Invoice Amount	Check Amount
			FY15:		
			Earthgrains		
14419	EDUCATIONAL DESIGN, L	03/19/2015	The Daily CAFE membership	345.00	345.00
14420	EQUINE LEAD, LLC	03/19/2015	21ST CENTURY	50.00	50.00
14421	ERCU # 1	03/19/2015	21ST CENTURY - APRONS	31.35	733.60
			RTI LUNCHEON	194.24	
			ERES Preschool Snack	294.00	
			ERES Preschool Snack	14.14	
			ROE SPECIAL MILK	5.11	
			WRES Preschool Snack 2014-2015	44.70	
			WRES Preschool Snack 2014-2015	8.89	
			PRE-SCHOOL ACT Refreshments	40.80	
			PARENT WORKSHOP	94.38	
14422	ERHS	03/19/2015	BOOKS PURCHASED BY DENYSE E. FOR ERAFE	5.99	284.40
14423	EVAPAR	03/19/2015	CUSTODIAL SUPPLIES	284.40	94.50
14424	FEHRENBACHER OIL CO,	03/19/2015	Bus Inspections for School Year 2014 - 2015	94.50	758.50
14425	FISHER AUTO PARTS	03/19/2015	General Supplies for School Year 2014 - 2015	758.50	308.19
14426	FLOYD'S WELDING SERVI	03/19/2015	SUPPLIES & SERVICES	36.06	36.06

35

Check Number	Vendor Name	Check Date	Invoice Description	Invoice Amount	Check Amount	
14427	FOLLETT SCHOOL SOLUTI	03/19/2015	Various popular books for IMC collection	145.18	1,171.93	
			Student recommendations of various titles for IMC collection	225.21		
			ERES Library Book Order - 69 books & processing - ordered online	66.34		
			ERES Book Order - 28 books & processing. DNE amount of \$401.93 given.	85.91		
			ERES Library Book Order	199.94		
			ERES Library Book Order	81.84		
			ERES Library Audio Book Devices (Playaways)	313.84		
			Student recommendations of various titles for IMC collection	53.67		
14428	FOSTER'S	03/19/2015	WRECKER SERVICE	275.00		925.00
			WRECKER SERVICE	275.00		
			WRECKER SERVICE	375.00		

36

Check Number	Vendor Name	Check Date	Invoice Description	Invoice Amount	Check Amount
14429	FOX RIVER FOODS, INC	03/19/2015	Food/Supplies for FY15: Performance Foods Fox River	6,035.25	30,212.15
			Food/Supplies for FY15: Performance Foods Fox River	15,136.43	
			Food/Supplies for FY15: Performance Foods Fox River	6,818.66	
			Food/Supplies for FY15: Performance Foods Fox River	2,221.81	
14430	GOODMAN SUPPLY INC	03/19/2015	welding rods, oxygen acetylene, argon bottles, gloves goggles, jackets, etc	798.70	798.70
14431	GRAINGER	03/19/2015	SUPPLIES	235.95	235.95
14432	GREENWOOD PEST CONTRO	03/19/2015	PEST CONTROL	60.00	60.00
14433	HALLAM, AMY S	03/19/2015	HOMEBOUND MILEAGE - FEBRUARY	37.38	37.38
14434	HARDY BRAKE & ELECTRI	03/19/2015	General Supplies for School Year 2014 - 2015	414.61	414.61
14435	HEINEMANN	03/19/2015	Title I calculators	116.60	116.60
14436	HOUCHENS NORTH FOODS,	03/19/2015	Classroom Supplies Food and supplies	56.99 34.41	391.12

37

Check Number	Vendor Name	Check Date	Invoice Description	Invoice Amount	Check Amount
			to be used for Nutrition and Culinary Arts I & II and Culinary Occupations as needed for the 2014-2015 school year.		
			PRINCIPAL Supplies	50.98	
			Supplies	47.46	
			Food/Supplies for FY15: IGA (Houchens)	121.96	
			21st CENTURY SUPPLIES	79.32	
14437	HP PRODUCTS	03/19/2015	SUPPLIES	136.08	764.48
			SUPPLIES	189.00	
			SUPPLIES	439.40	
14438	HUMMERT INTERNATIONAL	03/19/2015	SHIPPING	16.10	69.64
			SHIPPING	28.22	
			SHIPPING	25.32	
14439	HURSTA, KATHY	03/19/2015	BABYSITTING - 2.5 HRS - 2/10, 2/11 \$37.50, 3.75 HRS - 3/10, 3/11 \$56.25	93.75	93.75
14440	IL GAS COMPANY	03/19/2015	GAS BILL	16,000.44	16,000.44
14441	INTERSTATE BATTERY OF	03/19/2015	Supplies for School Year 2014 - 2015	223.90	223.90
14442	J A SEXAUER, INC	03/19/2015	SUPPLIES	53.54	462.61
			SUPPLIES	135.51	

38

Check Number	Vendor Name	Check Date	Invoice Description	Invoice Amount	Check Amount
			SUPPLIES	380.40	
			SUPPLIES	-106.84	
14443	JW PEPPER & SON, INC	03/19/2015	Sheet music - Clarinet Ensemble e-print	16.50	16.50
14444	KEMMERER VILLAGE	03/19/2015	EIN JULIAN - ROOM & BOARD - FEBRUARY	13,043.30	13,043.30
14445	KOCHER, DAWN M	03/19/2015	FEBRUARY MILEAGE	128.23	128.23
14446	LAKESHORE LEARNING MA	03/19/2015	Classroom materials	304.66	304.66
14447	LANTER DISTRIBUTING L	03/19/2015	Food/Supplies for FY15: Lanter Distributing Food/Supplies for FY15: Lanter Distributing	496.15 59.54	555.69
14448	LEARNING TECHNOLOGY	03/19/2015	BETH PETTY - DECEMBER 16,2014 TCDS 470, SEPTEMBER 30, 2015 TCDS	30.00	30.00
14449	LEE, KELSEY	03/19/2015	HOMEBOUND - FEBRUARY	46.58	46.58
14450	LENSING BLD SPECIALTY	03/19/2015	Keys for ERES Building - Master & AA1	385.00	385.00
14451	LIBRARY MEDIA CONNECT	03/19/2015	Yearly subscription to professional reading	59.00	59.00
14452	LRP PUBLICATIONS	03/19/2015	504 Quick Tips & Expert Guidance	264.50	264.50

69

Check Number	Vendor Name	Check Date	Invoice Description	Invoice Amount	Check Amount
14453	MACALLISTER MACHINERY	03/19/2015	TRANS SUPPLIES	288.00	288.00
14454	MADDEN, JACQUELINE D	03/19/2015	21ST CENTURY SUPPLIES	76.26	76.26
14455	MARATHON TIRE SERV, I	03/19/2015	Tires for School Year 2014 - 2015	88.00	88.00
14456	MATRIX INTEGRATION LL	03/19/2015	HP Support for Wireless controller	923.23	923.23
14457	MCCLURE, DEBORAH L	03/19/2015	FEBRUARY MILEAGE	49.45	49.45
14458	MCMASTER-CARR SUPPLY	03/19/2015	SUPPLIES	125.78	125.78
14459	MID-WEST TRUCKERS ASN	03/19/2015	Drug testing for School Year 2014 - 2015	66.75	66.75
14460	MILAM, BREANN	03/19/2015	Poms	249.50	249.50
14461	Vendor Continued Void	03/19/2015			0.00
14462	MILLER OFFICE EQUIPME	03/19/2015	Copier & Printer Supplies & Repairs for School Year 2014 - 2015	60.00	3,969.75
			Office equipment	1,345.00	
			Copier Repair/HS Office	44.00	
			Parts for new copy machine	57.00	
			Various supplies/service as need for the year for copy machines.	44.00	
			Miller Copy Count (2 copiers on lease)	246.75	

40

Check Number	Vendor Name	Check Date	Invoice Description	Invoice Amount	Check Amount
			COPY MACHINE	140.00	
			SUPPLIES		
			COPY MACHINE	54.00	
			SERVICE		
			copier	54.00	
			repair/office		
			copier	368.00	
			supplies/office		
			Parts and Labor	552.00	
			for Copier & Fax		
			Machine (Room 117		
			& Fax)		
			Copier Labor and	673.00	
			Parts		
			Copier Repair/HS	42.00	
			Office		
			Parts and Labor	95.00	
			for Copier & Fax		
			Machine (Room 117		
			& Fax)		
			Copier	195.00	
			Toner/Faculty		
			Lounge		
14463	MILLER, TRACY, BRAUN	03/19/2015	LEGAL SERVICES	606.05	606.05
14464	NATIONAL AUTISM RESOU	03/19/2015	Chewelry Jewelry	49.94	49.94
14465	NORDIC	03/19/2015	ELECTRIC BILL	3,804.43	3,804.43
14466	NORRIS ELECTRIC CO-OP	03/19/2015	ELECTRIC BILL	11,743.77	11,743.77
14467	NORTHERN SPEECH	03/19/2015	Testing Supplies	411.62	411.62
14468	O'REILLY AUTO PARTS	03/19/2015	General Supplies	5.93	101.41
			for School Year		
			2014 - 2015		
			General Supplies	95.48	
			for School Year		

41

Check Number	Vendor Name	Check Date	Invoice Description	Invoice Amount	Check Amount
14469	OLNEY CENTRAL COLLEGE	03/19/2015	2014 - 2015 OCC Auto Body Class	150.00	325.00
			OCC Automotive Class Agreement	175.00	
14470	OLNEY TAEKWONDO	03/19/2015	21ST CENTURY	630.00	630.00
14471	OVERTON, MARTY DALE	03/19/2015	FEBRUARY MILEAGE	12.65	12.65
14472	PALOS SPORTS	03/19/2015	SUPPLIES	723.74	939.62
			SUPPLIES	107.94	
			SUPPLIES	107.94	
14473	PAT EVERETTE	03/19/2015	Miter Saw Purchase	200.00	200.00
14474	THE PAVILION FOUNDATI	03/19/2015	JESSIE COWAN - INSTRUCTION - FEB 12TH - MARCH 3, 2015	650.00	650.00
14475	PRAIRIE FARMS DAIRY,	03/19/2015	Food/Supplies for FY15: Prairie Farms	8,559.33	8,559.33
14476	PRINTFORCE, INC	03/19/2015	Envelopes for Food Service used to collect money from students. ERES and ERMS still use these frequently. Printing for office as needed throughout the school year	123.00         143.50	266.50
14477	QUILL CORPORATION	03/19/2015	Supplies to be used all year SUPPLIES	2.23  156.35	1,028.28

42

Check Number	Vendor Name	Check Date	Invoice Description	Invoice Amount	Check Amount
			Supplies to be used all year	87.39	
			SUPPLIES	373.44	
			SUPPLIES	64.94	
			SUPPLIES	10.49	
			Office Supplies	10.39	
			Office Supplies	214.29	
			Office Supplies	7.99	
			Food/Supplies for FY15: Quill	65.59	
			Misc. Office Supplies	35.18	
14478	RABEN TIRE COMPANY, I	03/19/2015	TIRE FOR UPLANDER	106.27	106.27
14479	RACKLIN PAINT &	03/19/2015	SUPPLIES	13.77	13.77
14480	RICHARDSON, DEANN	03/19/2015	REIMBURSE REMAINING REGISTRATION FEE FOR AUSTIN RICHARDSON	75.00	75.00
14481	RICHLAND CO TB & PUBL	03/19/2015	HEPATITIS SHOTS - B. DUNAHEE	120.00	240.00
			HEPATITIS SHOTS - V. GRIESEMER	120.00	
14482	RUBENACKER, LORI A	03/19/2015	FEBRUARY MILEAGE	37.66	37.66
14483	S & L FOODS PRODUCE,	03/19/2015	Food/Supplies for FY15: S & L Produce	1,138.40	1,138.40
14484	SADDLEBACK EDUCATIONA	03/19/2015	Purchasing Supplemental Materials for 7th grade Am. History	113.00	113.00
14485	SALEM CHILDREN'S HOME	03/19/2015	HUNTER MILLER - FEB 2015	3,628.60	3,628.60

43

Check Number	Vendor Name	Check Date	Invoice Description	Invoice Amount	Check Amount
14486	SCALE FREE	03/19/2015	SCALE FREE SYSTEMS SERVICE FOR UNIT AT MIDDLE SCHOOL - 3 MONTHS	610.00	610.00
14487	SCHOOL SPECIALTY INC	03/19/2015	HANDWRITING PAPER Paint for Kim Bussard (Art) Counseling CICO Supplies art supplies	6.00 134.72 20.39 224.41	385.52
14488	SIMPSON, CHRIS A	03/19/2015	FEBRUARY MILEAGE	131.11	131.11
14489	SKEETER KELL SPORTING	03/19/2015	volleyball uniforms	1,216.06	1,216.06
14490	SNIDER, SHERRI A	03/19/2015	WORKSHOP - PARKING - 3/10/15	5.00	5.00
14491	SOUTHERN BUSN MACHINE	03/19/2015	SUPPLIES	349.64	349.64
14492	STERNBERG, INC	03/19/2015	Supplies & Repairs for School Year 2014 - 2015	955.98	955.98
14493	STRAEFFER PUMP & SUPP	03/19/2015	SUPPLIES	952.00	952.00
14494	SWANN SPECIAL CARE CE	03/19/2015	FEBRUARY TUITION - STEVIE MUSSON	3,160.65	3,160.65
14495	SYSCO FOOD SERVICE	03/19/2015	Food/Supplies for FY15: Sysco	2,818.39	2,818.39
14496	TAYLOR, LISA K	03/19/2015	LICENSE RENEWAL	50.00	50.00
14497	TC AUTO PARTS, INC	03/19/2015	General Supplies for School Year 2014 - 2015	453.50	453.50
14498	THE MUSIC SHOPPE, INC	03/19/2015	General supplies (slide grease, valve oil, etc.)	99.14	99.14

44

Check Number	Vendor Name	Check Date	Invoice Description	Invoice Amount	Check Amount
14499	TRUCK CENTERS, INC	03/19/2015	General Supplies & Repairs for School Year 2014 - 2015	526.77	526.77
14500	VAAL, SARAH K	03/19/2015	MILEAGE - FEBRUARY	43.13	43.13
14501	VALLEY ELECTRIC SUPP	03/19/2015	SUPPLIES SUPPLIES SUPPLIES SUPPLIES	64.64 -64.64 262.04 139.60	401.64
14502	VOLK, KARLA J	03/19/2015	FEBRUARY MILEAGE	24.15	24.15
14503	VOSS LIGHTING	03/19/2015	SUPPLIES SUPPLIES	306.52 471.60	778.12
14504	WABASH VALLEY SERVICE	03/19/2015	Fuel for School Year 2014 - 2015	23,209.36	23,209.36
14505	WASHBURN, BRENDA J	03/19/2015	FOOD AND TOLLS FROM WORKSHOP	25.40	25.40
14506	WAXLER, LAURIE J	03/19/2015	FEBRUARY MILEAGE	80.50	80.50
14507	WEIDNER, KERRIE L	03/19/2015	FEBRUARY MILEAGE	54.63	54.63
14508	WELLS, KACI MARIE	03/19/2015	FEBRUARY MILEAGE - HOMEBOUND \$34.50, REGULAR \$14.38	48.88	48.88
14509	WESTALL, KEVIN T	03/19/2015	MILEAGE - FEBRUARY	216.20	216.20
14510	WINDSTREAM COMMUNICAT	03/19/2015	INTERNET SERVICES	1,743.65	1,743.65
14511	WON-DOOR CORPORATION	03/19/2015	ROLLERS	42.00	42.00
		121	Computer	Check(s) For a Total of	160,267.24

45

	0	Manual	Checks For a Total of	0.00
	0	Wire Transfer	Checks For a Total of	0.00
	0	ACH	Checks For a Total of	0.00
	121	Computer	Checks For a Total of	160,267.24
Total For	121	Manual, Wire Tran, ACH & Computer Checks		160,267.24
Less	0	Voided	Checks For a Total of	0.00
			Net Amount	160,267.24

<u>VEN-KEY</u>	<u>VENDOR NAME</u>	<u>INVOICE #</u>	<u>PO NUMBER</u>	<u>BATCH</u>	<u>BANK</u>	<u>DESCRIPTION</u>	<u>LQ</u>	<u>S</u>	<u>INV DATE</u>	<u>DUE DATE</u>	<u>C</u>	<u>NET AMOUNT</u>
	<u>ACH VOID DOWNLOAD</u>	<u>DISCOUNT DESCRIPTION</u>			<u>DISC AMT</u>	<u>ADJUSTMENT DESCRIPTION</u>			<u>ADJ AMT</u>	<u>CHECK NBR</u>		<u>INVOICE AMOUNT</u>
ALBION G000	ALBION GRADE SCHOOL	1	2501500026	FEBPP.	MAIN	vb entry fee	C	H	12/17/2014	02/26/2015	R	\$90.00
										14357		\$90.00
						<b>NUMBER OF INVOICES: 1</b>						<b>\$90.00</b>
CITY OF 002	CITY OF OLNEY	1	9001500086	FEBPP	MAIN	WATER BILL	H		02/24/2015	02/24/2015	R	\$2,019.47
										14351		\$2,019.47
						<b>NUMBER OF INVOICES: 1</b>						<b>\$2,019.47</b>
DEARBORN000	DEARBORN NATIONAL	F19284702S-1	9001500077	FEBPP	MAIN	LIFE INSURANCE	P	H	02/24/2015	02/24/2015	R	\$2,798.41
										14352		\$2,798.41
						<b>NUMBER OF INVOICES: 1</b>						<b>\$2,798.41</b>
EFFINGHA012	EFFINGHAM TELCOM SOLUTIONS INC	20140720	0000000000	FEBPP	MAIN	21ST CENTURY - FIX PHONES TO USE FOR AFTER SCHOOL PROGRAM	H		01/29/2015	02/18/2015	R	\$189.50
										14344		\$189.50
						<b>NUMBER OF INVOICES: 1</b>						<b>\$189.50</b>
EFFINGHA014	EFFINGHAM COUNTY CLERK	1	0000000000	FEBPP	MAIN	BIRTH CERTIFICATE	H		02/03/2015	02/03/2015	R	\$7.00
										14120		\$7.00
						<b>NUMBER OF INVOICES: 1</b>						<b>\$7.00</b>
EGYPTIAN000	EGYPTIAN EMPLOYEE BENEFIT	Ins Prem	0000000000	Febpp	HLTH	Feb Ins Prem	H		02/28/2015	02/28/2015	W	\$178,951.78
										201400131		\$178,951.78
						<b>NUMBER OF INVOICES: 1</b>						<b>\$178,951.78</b>
ERHS 001	ERHS	1	0000000000	FEBPP.	MAIN	FEBRUARY REIMBURSEMENT	H		02/25/2015	02/26/2015	R	\$2,742.00
										14358		\$2,742.00
						<b>NUMBER OF INVOICES: 1</b>						<b>\$2,742.00</b>
ERMS 000	ERMS	1	0000000000	FEBPP	MAIN	REIMBURSEMENT FOR JANUARY	H		01/31/2015	02/05/2015	R	\$1,038.00

47

VEN-KEY	VENDOR NAME	INVOICE #	PO NUMBER	BATCH	BANK	DESCRIPTION	LQ	S	INV DATE	DUE DATE	C	NET AMOUNT
<u>ACH VOID DOWNLOAD</u>		<u>DISCOUNT DESCRIPTION</u>			<u>DISC AMT</u>	<u>ADJUSTMENT DESCRIPTION</u>			<u>ADJ AMT</u>	<u>CHECK NBR</u>	<u>INVOICE AMOUNT</u>	
ERMS	000 ERMS	1	*****CONTINUED*****									
										14126	\$1,038.00	
											<b>NUMBER OF INVOICES: 1</b>	<b>\$1,038.00</b>
FRONTIER001	FRONTIER	22415914380906055	9001500088	FEBPP	MAIN	TELEPHONE BILL	H		01/25/2015	02/04/2015	R	\$2,885.26
										14122	\$2,885.26	
											<b>NUMBER OF INVOICES: 1</b>	<b>\$2,885.26</b>
GECRB / 000	GECRB / AMAZON	1	9501500048	FEBPP	MAIN	Wireless Keyboards	P	H	01/25/2015	02/05/2015	R	\$869.54
										14124	\$869.54	
GECRB / 000	GECRB / AMAZON	2	9501500022	FEBPP	MAIN	Misc Supplies	P	H	01/25/2015	02/05/2015	R	\$63.09
										14124	\$63.09	
GECRB / 000	GECRB / AMAZON	3	1500000059	FEBPP	MAIN	Test Admin bk for Phys Ed	C	H	01/25/2015	02/05/2015	R	\$35.91
										14124	\$35.91	
GECRB / 000	GECRB / AMAZON	4	5001500060	FEBPP	MAIN	Amazon Order - 7 Habits of Happy Kids Books	C	H	01/25/2015	02/05/2015	R	\$95.76
										14124	\$95.76	
GECRB / 000	GECRB / AMAZON	5	3001500290	FEBPP	MAIN	Published Poetry books by Mr. Benny Akins	C	H	01/25/2015	02/05/2015	R	\$46.25
										14124	\$46.25	
GECRB / 000	GECRB / AMAZON	6	0000000000	FEBPP	MAIN	HS SUPPLIES	H		01/25/2015	02/05/2015	R	\$65.94
										14124	\$65.94	
GECRB / 000	GECRB / AMAZON	6045781700082398	9501500003	FEBPP	MAIN	General Supplies	P	H	01/25/2015	02/05/2015	R	\$83.93
										14124	\$83.93	
											<b>NUMBER OF INVOICES: 7</b>	<b>\$1,260.42</b>
HAHN MAR000	HAHN, MARGARET A.	1	0000000000	FEBPP	MAIN	WORKSHOP - 2/20/15	H		02/24/2015	02/24/2015	R	\$240.04

48

<u>VEN-KEY</u>	<u>VENDOR NAME</u>	<u>INVOICE #</u>	<u>PO NUMBER</u>	<u>BATCH</u>	<u>BANK</u>	<u>DESCRIPTION</u>	<u>LQ</u>	<u>S</u>	<u>INV DATE</u>	<u>DUE DATE</u>	<u>C</u>	<u>NET AMOUNT</u>
	<u>ACH VOID DOWNLOAD</u>	<u>DISCOUNT DESCRIPTION</u>		<u>DISC AMT</u>		<u>ADJUSTMENT DESCRIPTION</u>			<u>ADJ AMT</u>	<u>CHECK NBR</u>		<u>INVOICE AMOUNT</u>
HAHN MAR000	HAHN, MARGARET A.	1				*****CONTINUED*****						
										14353		\$240.04
						<b>NUMBER OF INVOICES: 1</b>						<b>\$240.04</b>
HOUCHENS000	HOUCHENS NORTH FOODS, LLC	5200425	4001500008	FEBPP	MAIN	Food/Supplies for FY15: IGA (Houchens)			02/04/2015	02/24/2015	R	\$77.48
										14354		\$77.48
						<b>NUMBER OF INVOICES: 1</b>						<b>\$77.48</b>
IL ASSN 001	IL ASSN OF SCHOOL BOARDS	1	0000000000	FEBPP	MAIN	WABASH VALLEY DIVISION REGISTRATION - MARILYN HOLT, LARRY BUSSARD, LEON REDMAN, CHRIS SIMPSON, DENNIS ANDERSON, ALEX CLINE, CAROLYNE BROOKS, STEVE MARRS, JEFF WILSON, STEVE KINKADE, BEN ANDERSON, JAN RIDGELY, PETE SEALS			02/04/2015	02/06/2015	R	\$299.00
										14131		\$299.00
						<b>NUMBER OF INVOICES: 1</b>						<b>\$299.00</b>
IL ASSN 002	IL ASSN FOR COLLEGE ADMISSION COUN	16837, 16826, 16824	3001500311	FEBPP	MAIN	Southern District Seminar 2015 (Cindy, Kristy, Kerrie)	P	H	02/04/2015	02/06/2015	R	\$60.00
										14127		\$60.00
						<b>NUMBER OF INVOICES: 1</b>						<b>\$60.00</b>
IL GAS C000	IL GAS COMPANY	1	9001500089	FEBPP	MAIN	GAS BILL			01/26/2015	02/05/2015	R	\$22,148.17
										14125		\$22,148.17
						<b>NUMBER OF INVOICES: 1</b>						<b>\$22,148.17</b>
IL PRINC000	IL PRINCIPALS ASSN	1	0000000000	FEBPP	MAIN	ONLINE MODEL STUDENT			02/17/2015	02/18/2015	R	\$300.00

49

VEN-KEY	VENDOR NAME	INVOICE #	PO NUMBER	BATCH	BANK	DESCRIPTION	LQ	S	INV DATE	DUE DATE	C	NET AMOUNT
	ACH VOID DOWNLOAD	DISCOUNT DESCRIPTION		DISC AMT		ADJUSTMENT DESCRIPTION			ADJ AMT	CHECK NBR		INVOICE AMOUNT
IL PRINC000	IL PRINCIPALS ASSN	1				*****CONTINUED***** HANDBOOK				14345		\$300.00
						<b>NUMBER OF INVOICES: 1</b>						<b>\$300.00</b>
LOWE'S B000	LOWE'S BUSINESS ACCOUNT	82131150384266	0000000000	FEBPP	MAIN	21ST CENTURY	H		02/17/2015	02/24/2015	R	\$101.86
										14355		\$101.86
						<b>NUMBER OF INVOICES: 1</b>						<b>\$101.86</b>
NORRIS E000	NORRIS ELECTRIC CO-OP	1	9001500091	FEBPP	MAIN	ELECTRIC BILL	H		02/03/2015	02/05/2015	R	\$11,156.81
										14128		\$11,156.81
						<b>NUMBER OF INVOICES: 1</b>						<b>\$11,156.81</b>
PIZZA FA001	PIZZA FAST / SUB FAST	2004	0000000000	FEBPP	MAIN	STEVEN LAYNE CONFERENCE	H		12/30/2014	02/24/2015	R	\$101.20
										14356		\$101.20
						<b>NUMBER OF INVOICES: 1</b>						<b>\$101.20</b>
PRINTFOR000	PRINTFORCE, INC	0101129	2001500041	FEBPP	MAIN	printing	P	H	02/12/2015	02/17/2015	R	\$21.80
										14346		\$21.80
						<b>NUMBER OF INVOICES: 1</b>						<b>\$21.80</b>
REVTRAK,000	REVTRAK, INC	Feb	0000000000	Febpp	MAIN	Feb Ins Prem	H		02/28/2015	02/28/2015	W	\$619.87
										201400132		\$619.87
						<b>NUMBER OF INVOICES: 1</b>						<b>\$619.87</b>
RICHLAND008	RICHLAND CO CLERK & RECORDER	1	0000000000	FEBPP	MAIN	BIRTH CERTIFICATE	H		02/03/2015	02/03/2015	R	\$17.00
										14121		\$17.00
						<b>NUMBER OF INVOICES: 1</b>						<b>\$17.00</b>
ROBBINS 001	ROBBINS SCHWARTZ	1	0000000000	FEBPP	MAIN	SPRING SCHOOL	H		02/06/2015	02/06/2015	R	\$50.00

50

<u>VEN-KEY</u>	<u>VENDOR NAME</u>	<u>INVOICE #</u>	<u>PO NUMBER</u>	<u>BATCH</u>	<u>BANK</u>	<u>DESCRIPTION</u>	<u>LQ</u>	<u>S</u>	<u>INV DATE</u>	<u>DUE DATE</u>	<u>C</u>	<u>NET AMOUNT</u>
	<u>ACH VOID DOWNLOAD</u>	<u>DISCOUNT DESCRIPTION</u>		<u>DISC AMT</u>		<u>ADJUSTMENT DESCRIPTION</u>			<u>ADJ AMT</u>	<u>CHECK NBR</u>		<u>INVOICE AMOUNT</u>
ROBBINS 001	ROBBINS SCHWARTZ	1				*****CONTINUED***** ADMINISTRATORS' LAW CONFERENCE IN CHAMPAIGN - 3/20/15 LARRY BUSSARD						14132 \$50.00
						<b>NUMBER OF INVOICES: 1</b>						<b>\$50.00</b>
ROE 45 -000	ROE 45 - MONROE RANDOLPH	1	0000000000	FEBPP	MAIN	JULIE FLEMING - TEN THINGS THAT MATTER FROM ASSESSMENT TO GRADING - JAN 28,2015	H		02/13/2015	02/17/2015	R	\$179.00 14347 \$179.00
						<b>NUMBER OF INVOICES: 1</b>						<b>\$179.00</b>
SCHOLAST009	SCHOLASTIC INC	T98345980#	0000000000	FEBPP.	MAIN	21ST CENTURY SUPPLIES	H		02/06/2015	02/26/2015	R	\$40.00 14359 \$40.00
						<b>NUMBER OF INVOICES: 1</b>						<b>\$40.00</b>
SKEETER 000	SKEETER KELL SPORTING	250150	2501500025	FEBPP	MAIN	volleyball supplies	C	H	01/31/2015	02/17/2015	R	\$300.00 14348 \$300.00
						<b>NUMBER OF INVOICES: 1</b>						<b>\$300.00</b>
SOCIAL T000	SOCIAL THINKING	1	0000000000	FEBPP	MAIN	TASHA THUFTEDAL - SOCIAL THINKING CONFERENCE - MAY 7 & 8, 2015 - CHESTERFIELD, MO	H		02/17/2015	02/17/2015	R	\$342.00 14349 \$342.00
						<b>NUMBER OF INVOICES: 1</b>						<b>\$342.00</b>
SOUTH EA000	SOUTH EASTERN SPECIAL EDUCATION	1	9001500115	FEBPP	MAIN	JULY 1, 2014 TO JUNE 30, 2015 - QUARTERLY OBLIGATIONS	C	H	02/18/2015	02/18/2015	R	\$69,491.92 14350 \$69,491.92

5

VEN-KEY	VENDOR NAME	INVOICE #	PO NUMBER	BATCH	BANK	DESCRIPTION	LQ	S	INV DATE	DUE DATE	C	NET AMOUNT
	ACH VOID DOWNLOAD	DISCOUNT DESCRIPTION		DISC AMT		ADJUSTMENT DESCRIPTION			ADJ AMT	CHECK NBR		INVOICE AMOUNT
						NUMBER OF INVOICES: 1						\$69,491.92
VERIZONW000	VERIZONWIRELESS	9740613785	9001500093	FEBPP.	MAIN	CELL PHONES	H		02/15/2015	02/26/2015	R	\$938.16
										14360	\$938.16	
						NUMBER OF INVOICES: 1						\$938.16
VILLAGE 000	VILLAGE OF NOBLE	1	9001500113	FEBPP	MAIN	WRES WATER/SEWER BILL	P	H	01/22/2015	02/06/2015	R	\$215.12
										14129	\$215.12	
						NUMBER OF INVOICES: 1						\$215.12
VISA 000	VISA	1	0000000000	FEBPP	MAIN	21ST CENTURY SUPPLIES - YOGA KITS	H		01/25/2015	02/05/2015	R	\$533.54
										14130	\$533.54	
VISA 000	VISA	1	0000000000	FEBPP	MAIN	ERFAE - WEBSITE	H		01/31/2015	02/10/2015	R	\$15.00
										14133	\$15.00	
VISA 000	VISA	2	2001500114	FEBPP	MAIN	Guidance resources	C	H	01/25/2015	02/05/2015	R	\$100.00
										14130	\$100.00	
VISA 000	VISA	3	0000000000	FEBPP	MAIN	VISA CHARGES	H		01/25/2015	02/05/2015	R	\$4,745.57
										14130	\$4,745.57	
VISA 000	VISA	4070701310008644	0000000000	FEBPP	MAIN	VISA CHARGES	H		01/25/2015	02/04/2015	R	\$400.98
										14123	\$400.98	
VISA 000	VISA	4070701310300678	3501500030	FEBPP	MAIN	DirectAthletics for Meet Manager Software	C	H	01/25/2015	02/05/2015	R	\$200.00
										14130	\$200.00	
						NUMBER OF INVOICES: 6						\$5,995.09
WALMART 000	WALMART COMMUNITY BRC	0	4001500009	FEBPP.	MAIN	Food/Supplies for FY15: Wal Mart	H		01/08/2015	01/22/2015	R	\$205.69

52

<u>VEN-KEY</u>	<u>VENDOR NAME</u>	<u>INVOICE #</u>	<u>PO NUMBER</u>	<u>BATCH</u>	<u>BANK</u>	<u>DESCRIPTION</u>	<u>LQ</u>	<u>S</u>	<u>INV DATE</u>	<u>DUE DATE</u>	<u>C</u>	<u>NET AMOUNT</u>
	<u>ACH VOID DOWNLOAD</u>	<u>DISCOUNT DESCRIPTION</u>		<u>DISC AMT</u>		<u>ADJUSTMENT DESCRIPTION</u>			<u>ADJ AMT</u>	<u>CHECK NBR</u>		<u>INVOICE AMOUNT</u>
WALMART 000	WALMART COMMUNITY BRC	0				*****CONTINUED*****				14365		\$205.69
WALMART 000	WALMART COMMUNITY BRC	000046	5501500015	FEBPP.	MAIN	Valentine Day Snack - McClure (for 2-11-2015)	P	H	02/10/2015	02/24/2015	R	\$15.62
										14365		\$15.62
WALMART 000	WALMART COMMUNITY BRC	00020	3001500112	FEBPP.	MAIN	Classroom Supplies as needed.	C	H	02/10/2015	02/13/2015	R	\$57.84
										14365		\$57.84
WALMART 000	WALMART COMMUNITY BRC	00484	7001500001	FEBPP.	MAIN	21st CENTURY SUPPLIES	P	H	02/26/2015	02/26/2015	R	\$557.22
										14365		\$557.22
WALMART 000	WALMART COMMUNITY BRC	00597	3001500138	FEBPP.	MAIN	Supplies to be used all year	P	H	01/19/2015	01/22/2015	R	\$52.50
										14365		\$52.50
WALMART 000	WALMART COMMUNITY BRC	00907	2001500043	FEBPP.	MAIN	Science Consumables	C	H	02/04/2015	02/05/2015	R	\$150.00
										14365		\$150.00
WALMART 000	WALMART COMMUNITY BRC	00909	3001500296	FEBPP.	MAIN	Ice Cream for Freshman Orientation	C	H	01/21/2015	01/27/2015	R	\$113.32
										14365		\$113.32
WALMART 000	WALMART COMMUNITY BRC	00967	1500000060	FEBPP.	MAIN	food for Yoga Workshop	C	H	01/22/2015	01/27/2015	R	\$8.81
										14365		\$8.81
WALMART 000	WALMART COMMUNITY BRC	01077	2001500112	FEBPP.	MAIN	Guidance supplies	P	H	01/22/2015	01/27/2015	R	\$83.93
										14365		\$83.93
WALMART 000	WALMART COMMUNITY BRC	01268	3001500024	FEBPP.	MAIN	Items needed for department : dish soap, hand soap, hand towels, calculators, laundry detergent, oven mits...	P	H	01/22/2015	01/27/2015	R	\$124.68
										14365		\$124.68

5

<u>VEN-KEY</u>	<u>VENDOR NAME</u>	<u>INVOICE #</u>	<u>PO NUMBER</u>	<u>BATCH</u>	<u>BANK</u>	<u>DESCRIPTION</u>	<u>LQ</u>	<u>S</u>	<u>INV DATE</u>	<u>DUE DATE</u>	<u>C</u>	<u>NET AMOUNT</u>
	<u>ACH VOID DOWNLOAD</u>	<u>DISCOUNT DESCRIPTION</u>		<u>DISC AMT</u>		<u>ADJUSTMENT DESCRIPTION</u>			<u>ADJ AMT</u>	<u>CHECK NBR</u>		<u>INVOICE AMOUNT</u>
WALMART 000	WALMART COMMUNITY BRC	01360	2001500124	FEBPP.	MAIN	walmart supplies	P	H	01/28/2015	01/30/2015	R	\$208.54
										14365		\$208.54
WALMART 000	WALMART COMMUNITY BRC	01361	2001500120	FEBPP.	MAIN	Rubbing Alcohol, cotton balls, zip lock bags, pencils, erasers, stapler, batteries	P	H	01/28/2015	01/30/2015	R	\$70.00
										14365		\$70.00
WALMART 000	WALMART COMMUNITY BRC	01601	0000000000	FEBPP.	MAIN	SUPPLIES		H	01/27/2015	01/30/2015	R	\$22.00
										14365		\$22.00
WALMART 000	WALMART COMMUNITY BRC	01646	3001500171	FEBPP.	MAIN	supplies	P	H	01/27/2015	02/02/2015	R	\$133.23
										14365		\$133.23
WALMART 000	WALMART COMMUNITY BRC	01775	7001500001	FEBPP.	MAIN	21st CENTURY SUPPLIES	P	H	01/27/2015	01/30/2015	R	\$29.16
										14365		\$29.16
WALMART 000	WALMART COMMUNITY BRC	01870	7001500001	FEBPP.	MAIN	21st CENTURY SUPPLIES	P	H	02/07/2015	02/11/2015	R	\$81.72
										14365		\$81.72
WALMART 000	WALMART COMMUNITY BRC	02443	3001500112	FEBPP.	MAIN	Classroom Supplies as needed.	C	H	02/11/2015	02/13/2015	R	\$64.31
										14365		\$64.31
WALMART 000	WALMART COMMUNITY BRC	02464	7001500001	FEBPP.	MAIN	21st CENTURY SUPPLIES	P	H	01/27/2015	02/05/2015	R	\$114.73
										14365		\$114.73
WALMART 000	WALMART COMMUNITY BRC	02560	9001500081	FEBPP.	MAIN	SUPPLIES		H	01/28/2015	01/30/2015	R	\$43.47
										14365		\$43.47
WALMART 000	WALMART COMMUNITY BRC	02568	9001500081	FEBPP.	MAIN	SUPPLIES		H	01/28/2015	01/30/2015	R	\$59.91
										14365		\$59.91
WALMART 000	WALMART COMMUNITY BRC	02977	5001500005	FEBPP.	MAIN	Preventative Initiative Supplies - Walmart	P	H	02/04/2015	02/24/2015	R	\$105.08

54

<u>VEN-KEY</u>	<u>VENDOR NAME</u>	<u>INVOICE #</u>	<u>PO NUMBER</u>	<u>BATCH</u>	<u>BANK</u>	<u>DESCRIPTION</u>	<u>LQ</u>	<u>S</u>	<u>INV DATE</u>	<u>DUE DATE</u>	<u>C</u>	<u>NET AMOUNT</u>
	<u>ACH VOID DOWNLOAD</u>	<u>DISCOUNT DESCRIPTION</u>		<u>DISC AMT</u>		<u>ADJUSTMENT DESCRIPTION</u>			<u>ADJ AMT</u>	<u>CHECK NBR</u>		<u>INVOICE AMOUNT</u>
WALMART 000	WALMART COMMUNITY BRC	02977				*****CONTINUED*****				14365		\$105.08
WALMART 000	WALMART COMMUNITY BRC	02977.	5501500014	FEBPP.	MAIN	Prevention Initiative - Walmart Supplies (2014-2015 #2)	P	H	02/04/2015	02/24/2015	R	\$43.96
										14365		\$43.96
WALMART 000	WALMART COMMUNITY BRC	03048	7001500001	FEBPP.	MAIN	21st CENTURY SUPPLIES	P	H	01/29/2015	02/05/2015	R	\$64.70
										14365		\$64.70
WALMART 000	WALMART COMMUNITY BRC	03071	7001500001	FEBPP.	MAIN	21st CENTURY SUPPLIES	P	H	02/05/2015	02/11/2015	R	\$57.59
										14365		\$57.59
WALMART 000	WALMART COMMUNITY BRC	03403	0000000000	FEBPP.	MAIN	21ST CENTURY SUPPLIES		H	01/31/2015	02/05/2015	R	\$10.36
										14365		\$10.36
WALMART 000	WALMART COMMUNITY BRC	03403.	7001500001	FEBPP.	MAIN	21st CENTURY SUPPLIES	P	H	01/31/2015	02/05/2015	R	\$39.91
										14365		\$39.91
WALMART 000	WALMART COMMUNITY BRC	03404	6001500012	FEBPP.	MAIN	Supplies (Autism)	P	H	01/31/2015	02/03/2015	R	\$1.96
										14365		\$1.96
WALMART 000	WALMART COMMUNITY BRC	03524	3001500001	FEBPP.	MAIN	spanish supplies	C	H	01/31/2015	02/05/2015	R	\$65.00
										14365		\$65.00
WALMART 000	WALMART COMMUNITY BRC	03719	7001500001	FEBPP.	MAIN	21st CENTURY SUPPLIES	P	H	02/08/2015	02/11/2015	R	\$63.55
										14365		\$63.55
WALMART 000	WALMART COMMUNITY BRC	03758	7001500001	FEBPP.	MAIN	21st CENTURY SUPPLIES	P	H	01/28/2015	01/30/2015	R	\$5.97
										14365		\$5.97
WALMART 000	WALMART COMMUNITY BRC	03891	7001500001	FEBPP.	MAIN	21st CENTURY SUPPLIES	P	H	02/09/2015	02/25/2015	R	\$13.60
										14365		\$13.60

CS

VEN-KEY	VENDOR NAME	INVOICE #	PO NUMBER	BATCH	BANK	DESCRIPTION	LQ	S	INV DATE	DUE DATE	C	NET AMOUNT
ACH VOID DOWNLOAD		DISCOUNT DESCRIPTION	DISC AMT		ADJUSTMENT DESCRIPTION		ADJ AMT		CHECK NBR	INVOICE AMOUNT		
WALMART 000	WALMART COMMUNITY BRC	04055	7001500001	FEBPP.	MAIN	21st CENTURY SUPPLIES	P	H	02/02/2015	02/05/2015	R	\$192.11
										14365		\$192.11
WALMART 000	WALMART COMMUNITY BRC	04347	3001500171	FEBPP.	MAIN	supplies	P	H	01/29/2015	02/02/2015	R	\$30.19
										14365		\$30.19
WALMART 000	WALMART COMMUNITY BRC	04361	3001500171	FEBPP.	MAIN	supplies	P	H	01/29/2015	02/02/2015	R	\$32.91
										14365		\$32.91
WALMART 000	WALMART COMMUNITY BRC	04377	2001500073	FEBPP.	MAIN	Science supplies	C	H	02/04/2015	02/05/2015	R	\$75.00
										14365		\$75.00
WALMART 000	WALMART COMMUNITY BRC	04390	7001500001	FEBPP.	MAIN	21st CENTURY SUPPLIES	P	H	02/04/2015	02/05/2015	R	\$4.27
										14365		\$4.27
WALMART 000	WALMART COMMUNITY BRC	04872	7001500001	FEBPP.	MAIN	21st CENTURY SUPPLIES	P	H	02/09/2015	02/11/2015	R	\$196.21
										14365		\$196.21
WALMART 000	WALMART COMMUNITY BRC	05187	2001500052	FEBPP.	MAIN	Office supplies	P	H	02/10/2015	02/11/2015	R	\$13.97
										14365		\$13.97
WALMART 000	WALMART COMMUNITY BRC	05385	7001500001	FEBPP.	MAIN	21st CENTURY SUPPLIES	P	H	02/10/2015	02/23/2015	R	\$34.35
										14365		\$34.35
WALMART 000	WALMART COMMUNITY BRC	05755	3001500101	FEBPP.	MAIN	Office supplies to be used during the school year	P	H	02/09/2015	02/13/2015	R	\$11.59
										14365		\$11.59
WALMART 000	WALMART COMMUNITY BRC	05808	7001500001	FEBPP.	MAIN	21st CENTURY SUPPLIES	P	H	02/09/2015	02/11/2015	R	\$78.93
										14365		\$78.93
WALMART 000	WALMART COMMUNITY BRC	05872	7001500001	FEBPP.	MAIN	21st CENTURY SUPPLIES	P	H	02/09/2015	02/13/2015	R	\$97.03
										14365		\$97.03
WALMART 000	WALMART COMMUNITY BRC	05937	3001500304	FEBPP.	MAIN	Nursing supplies to use this year -moved \$200.00 out of	P	H	02/10/2015	02/13/2015	R	\$22.80

56

<u>VEN-KEY</u>	<u>VENDOR NAME</u>	<u>INVOICE #</u>	<u>PO NUMBER</u>	<u>BATCH</u>	<u>BANK</u>	<u>DESCRIPTION</u>	<u>LQ</u>	<u>S</u>	<u>INV DATE</u>	<u>DUE DATE</u>	<u>C</u>	<u>NET AMOUNT</u>
	<u>ACH VOID DOWNLOAD</u>	<u>DISCOUNT DESCRIPTION</u>		<u>DISC AMT</u>		<u>ADJUSTMENT DESCRIPTION</u>			<u>ADJ AMT</u>	<u>CHECK NBR</u>		<u>INVOICE AMOUNT</u>
WALMART 000	WALMART COMMUNITY BRC	05937				*****CONTINUED***** School Health.						14365 \$22.80
WALMART 000	WALMART COMMUNITY BRC	06220	7001500001	FEBPP.	MAIN	21st CENTURY SUPPLIES	P	H	02/02/2015	02/05/2015	R	\$34.40 14365 \$34.40
WALMART 000	WALMART COMMUNITY BRC	06300	7001500001	FEBPP.	MAIN	21st CENTURY SUPPLIES	P	H	02/02/2015	02/05/2015	R	\$107.96 14365 \$107.96
WALMART 000	WALMART COMMUNITY BRC	06518	7001500001	FEBPP.	MAIN	21st CENTURY SUPPLIES	P	H	01/30/2015	02/05/2015	R	\$184.59 14365 \$184.59
WALMART 000	WALMART COMMUNITY BRC	06519	7001500001	FEBPP.	MAIN	21st CENTURY SUPPLIES	P	H	01/30/2015	02/23/2015	R	\$152.67 14365 \$152.67
WALMART 000	WALMART COMMUNITY BRC	06590	9001500081	FEBPP.	MAIN	SUPPLIES		H	01/15/2015	01/22/2015	R	\$24.36 14365 \$24.36
57 WALMART 000	WALMART COMMUNITY BRC	06638	5001500005	FEBPP.	MAIN	Preventative Initiative Supplies - Walmart	P	H	01/14/2015	01/22/2015	R	\$56.77 14365 \$56.77
WALMART 000	WALMART COMMUNITY BRC	06658	7001500001	FEBPP.	MAIN	21st CENTURY SUPPLIES	P	H	02/03/2015	02/05/2015	R	\$233.48 14365 \$233.48
WALMART 000	WALMART COMMUNITY BRC	06658.	0000000000	FEBPP.	MAIN	21ST CENTURY SUPPLIES		H	02/03/2015	02/05/2015	R	\$43.71 14365 \$43.71
WALMART 000	WALMART COMMUNITY BRC	06960	6001500010	FEBPP.	MAIN	Supplies	P	H	01/24/2015	02/03/2015	R	\$76.93 14365 \$76.93
WALMART 000	WALMART COMMUNITY BRC	07003	6001500004	FEBPP.	MAIN	school supplies	P	H	01/16/2015	01/20/2015	R	\$99.51 14365 \$99.51

VEN-KEY	VENDOR NAME	INVOICE #	PO NUMBER	BATCH	BANK	DESCRIPTION	LQ	S	INV DATE	DUE DATE	C	NET AMOUNT
	ACH VOID DOWNLOAD	DISCOUNT DESCRIPTION		DISC AMT		ADJUSTMENT DESCRIPTION			ADJ AMT	CHECK NBR		INVOICE AMOUNT
WALMART 000	WALMART COMMUNITY BRC	07535	3501500017	FEBPP.	MAIN	Walmart order for miscellaneous supplies.	C	H	02/05/2015	02/11/2015	R	\$46.25
										14365		\$46.25
WALMART 000	WALMART COMMUNITY BRC	07940	6001500005	FEBPP.	MAIN	classroom supplies	P	H	02/09/2015	02/11/2015	R	\$44.99
										14365		\$44.99
WALMART 000	WALMART COMMUNITY BRC	07967	6001500012	FEBPP.	MAIN	Supplies (Autism)	P	H	02/09/2015	02/23/2015	R	\$13.51
										14365		\$13.51
WALMART 000	WALMART COMMUNITY BRC	07968	7001500001	FEBPP.	MAIN	21st CENTURY SUPPLIES	P	H	02/09/2015	02/25/2015	R	\$46.88
										14365		\$46.88
WALMART 000	WALMART COMMUNITY BRC	08054	7001500001	FEBPP.	MAIN	21st CENTURY SUPPLIES	P	H	02/01/2015	02/05/2015	R	\$16.41
										14365		\$16.41
WALMART 000	WALMART COMMUNITY BRC	08375	6001500029	FEBPP.	MAIN	Walmart PO for classroom supplies	P	H	01/22/2015	01/27/2015	R	\$16.80
										14365		\$16.80
WALMART 000	WALMART COMMUNITY BRC	08959	3001500027	FEBPP.	MAIN	Supplies	P	H	01/20/2015	01/22/2015	R	\$26.33
										14365		\$26.33
WALMART 000	WALMART COMMUNITY BRC	09230	9001500081	FEBPP.	MAIN	SUPPLIES		H	02/09/2015	02/11/2015	R	\$56.00
										14365		\$56.00
WALMART 000	WALMART COMMUNITY BRC	09518	9001500081	FEBPP.	MAIN	SUPPLIES		H	01/22/2015	01/22/2015	R	\$11.34
										14365		\$11.34
WALMART 000	WALMART COMMUNITY BRC	09620	2001500122	FEBPP.	MAIN	Math General Supplies	P	H	01/28/2015	02/02/2015	R	\$75.00
										14365		\$75.00
WALMART 000	WALMART COMMUNITY BRC	09794	5501500013	FEBPP.	MAIN	Valentine family activity - Phillippe (2/12/2015)	P	H	02/10/2015	02/23/2015	R	\$34.84
										14365		\$34.84

5

VEN-KEY	VENDOR NAME	INVOICE #	PO NUMBER	BATCH	BANK	DESCRIPTION	LQ	S	INV DATE	DUE DATE	C	NET AMOUNT
ACH VOID DOWNLOAD		DISCOUNT DESCRIPTION	DISC AMT		ADJUSTMENT DESCRIPTION		ADJ AMT		CHECK NBR	INVOICE AMOUNT		
WALMART 000	WALMART COMMUNITY BRC	09806	5001500029	FEBPP.	MAIN	Family Fun Night Supplies (Preschool)	P	H	01/19/2015	01/22/2015	R	\$21.35
										14365	\$21.35	
<b>NUMBER OF INVOICES: 65</b>											<b>\$4,881.80</b>	
<b>TOTAL NUMBER OF HISTORY INVOICES: 107</b>											<b>\$309,558.16</b>	
105 COMPUTER CHECK INVOICES											\$129,986.51	
2 WIRE TRAN CHECK INVOICES											\$179,571.65	
<b>TOTAL INVOICES: 107</b>											<b>\$309,558.16</b>	
<b>BANK TOTALS:</b>			<b>BANK</b>	<b>BANK ACCOUNT #</b>				<b>INVOICE AMOUNT</b>		<b>NET AMOUNT</b>		
			HLTH	**A010 1126 0000 00 000000				\$178,951.78		\$178,951.78		
			MAIN	**A010 1120 0000 00 000000				\$130,606.38		\$130,606.38		

**LIQUIDATION STATUS (LQ) CODE LEGEND:**

L = LIQUIDATION PENDING C = CLOSED PO/NOT RECEIVING  
P = PARTIAL LIQUIDATION F = FULL LIQUIDATION  
LANK = NO LIQUIDATION

\*\*\*\*\* End of report \*\*\*\*\*

EAST RICHLAND COMMUNITY UNIT #1  
COMPARISON OF FUNDS

Comparison of Funds for February 2015

FUND	February, 2014	February, 2015
Education	1,677,807.63	2,490,977.19
Building and Grounds	1,283,280.67	1,787,635.06
Bond and Interest	808,979.52	705,236.00
Transportation	38,641.60	96,458.00
IMRF/Social Security	309,051.94	420,454.46
Capital Projects		50,089.88
Working Cash	1,864,776.38	2,064,923.29
Tort Fund	21,711.84	56,112.33
Life Safety	307,042.04	278,639.69
Total Cash	6,311,291.62	7,950,525.90
Assets	289,645.97	175,951.46
Total Cash and Assets	6,600,937.59	8,126,477.36
GRAND TOTAL	6,600,937.59	8,126,477.36

compfund

Account Level				2014-15	February 2014-15	2014-15	2014-15	Encumbered	2014-15	
FDTLOC	FUNC	OBJ	SJ	Description	Budget	Monthly Activity	FYTD Activity	Batch Activity	Amount	Available Funds
10R010	1110	0000	00 000000	Tax Levy Education	3,516,595.00	0.00	3,516,594.94	0.00	0.00	0.06
10R---	1110	0---	--		3,516,595.00	0.00	3,516,594.94	0.00	0.00	0.06
10R010	1140	0000	00 000000	Special Ed Levy	76,145.00	0.00	76,144.62	0.00	0.00	0.38
10R---	1140	0---	--		76,145.00	0.00	76,144.62	0.00	0.00	0.38
10R---	11--	----	--		3,592,740.00	0.00	3,592,739.56	0.00	0.00	0.44
10R010	1210	0000	00 000000	Mobile Home Tax	45,311.00	0.00	45,310.37	0.00	0.00	0.63
10R---	1210	0---	--		45,311.00	0.00	45,310.37	0.00	0.00	0.63
10R010	1220	0000	00 000000	Local Housing Aut Tax	12,935.00	0.00	12,934.84	0.00	0.00	0.16
10R---	1220	0---	--		12,935.00	0.00	12,934.84	0.00	0.00	0.16
10R010	1230	0000	00 000000	Corp Pers Prop Tax	545,406.00	0.00	219,199.09	0.00	0.00	326,206.91
10R---	1230	0---	--		545,406.00	0.00	219,199.09	0.00	0.00	326,206.91
10R---	12--	----	--		603,652.00	0.00	277,444.30	0.00	0.00	326,207.70
10R010	1510	0000	00 000000	Earnings on Investments	6,000.00	559.88	4,391.80	0.00	0.00	1,608.20
10R---	1510	0---	--		6,000.00	559.88	4,391.80	0.00	0.00	1,608.20
10R---	15--	----	--		6,000.00	559.88	4,391.80	0.00	0.00	1,608.20
10R010	1611	0000	00 000000	Sales to Pupils Lunch	150,000.00	12,057.50	110,334.10	0.00	0.00	39,665.90
10R---	1611	0---	--		150,000.00	12,057.50	110,334.10	0.00	0.00	39,665.90
10R010	1612	0000	00 000000	Sales to Pupils Bfast	15,000.00	908.70	9,106.80	0.00	0.00	5,893.20
10R---	1612	0---	--		15,000.00	908.70	9,106.80	0.00	0.00	5,893.20
10R010	1613	0000	00 000000	Sales to Pupil Ala Carte	25,000.00	1,612.30	13,812.70	0.00	0.00	11,187.30
10R---	1613	0---	--		25,000.00	1,612.30	13,812.70	0.00	0.00	11,187.30
10R010	1614	0000	00 000000	Sales to Pupil Vending	100.00	0.00	0.00	0.00	0.00	100.00
10R---	1614	0---	--		100.00	0.00	0.00	0.00	0.00	100.00
10R010	1615	0000	00 000000	Bfst Lunch Debit Card	0.00	-147.36	20,808.84	0.00	0.00	-20,808.84
10R---	1615	0---	--		0.00	-147.36	20,808.84	0.00	0.00	-20,808.84
10R010	1620	0000	00 000000	Sales to Adults	25,000.00	2,295.00	18,821.00	0.00	0.00	6,179.00
10R---	1620	0---	--		25,000.00	2,295.00	18,821.00	0.00	0.00	6,179.00
10R010	1690	0000	00 000000	Other Food Sales	2,500.00	231.24	1,799.64	0.00	0.00	700.36
10R---	1690	0---	--		2,500.00	231.24	1,799.64	0.00	0.00	700.36
10R---	16--	----	--		217,600.00	16,957.38	174,683.08	0.00	0.00	42,916.92
10R010	1711	0000	00 000000	Athletic Admissions	40,000.00	4,124.00	36,090.45	0.00	0.00	3,909.55
10R---	1711	0---	--		40,000.00	4,124.00	36,090.45	0.00	0.00	3,909.55
10R010	1720	0000	00 000000	Lab/Lock Fees	1,000.00	10.00	1,000.00	0.00	0.00	0.00
10R---	1720	0---	--		1,000.00	10.00	1,000.00	0.00	0.00	0.00
10R010	1730	0000	00 000000	Pupil Book Sales	1,100.00	0.00	936.99	0.00	0.00	163.01
10R---	1730	0---	--		1,100.00	0.00	936.99	0.00	0.00	163.01
10R010	1790	0000	00 000000	Other Pupil Fees	5.00	0.40	2.00	0.00	0.00	3.00
10R010	1790	0000	01 000000	Xtra Curr PE Fees	0.00	0.00	0.00	0.00	0.00	0.00
10R---	1790	0---	--		5.00	0.40	2.00	0.00	0.00	3.00
10R---	17--	----	--		42,105.00	4,134.40	38,029.44	0.00	0.00	4,075.56

Account Level				2014-15	February 2014-15	2014-15	2014-15	Encumbered	2014-15	
FDTLOC	FUNC	OBJ	SJ	Description	Budget	Monthly Activity	FYTD Activity	Batch Activity	Amount	Available Funds
10R010	1811	0000	00 000000	Book Rental Fees	115,000.00	1,249.72	113,686.35	0.00	0.00	1,313.65
10R---	1811	0---	--		115,000.00	1,249.72	113,686.35	0.00	0.00	1,313.65
10R---	18--	----	--		115,000.00	1,249.72	113,686.35	0.00	0.00	1,313.65
10R010	1910	0000	00 000000	Facilities Rental	53,000.00	665.00	2,532.50	0.00	0.00	50,467.50
10R---	1910	0---	--		53,000.00	665.00	2,532.50	0.00	0.00	50,467.50
10R010	1940	0000	00 000000	Serv Provided For SESE	3,000.00	460.00	460.00	0.00	0.00	2,540.00
10R---	1940	0---	--		3,000.00	460.00	460.00	0.00	0.00	2,540.00
10R010	1950	0000	00 000000	Refund Pr Yr Expenses	16,200.00	0.00	16,150.12	0.00	0.00	49.88
10R---	1950	0---	--		16,200.00	0.00	16,150.12	0.00	0.00	49.88
10R010	1970	0000	00 000000	Drivers Ed Fees	20,000.00	175.00	10,280.00	0.00	0.00	9,720.00
10R---	1970	0---	--		20,000.00	175.00	10,280.00	0.00	0.00	9,720.00
10R010	1992	0000	00 000000	Sale of Voc House	173,997.00	0.00	173,997.00	0.00	0.00	0.00
10R---	1992	0---	--		173,997.00	0.00	173,997.00	0.00	0.00	0.00
10R010	1999	0000	00 000000	Other Non-Pupil Fees	51,000.00	2,303.67	73,866.55	0.00	0.00	-22,866.55
10R010	1999	0000	01 000000	E-Rate Refund	24,044.00	0.00	24,043.73	0.00	0.00	0.27
10R030	1999	0000	00 000000	Fuel Up 60	0.00	0.00	0.00	0.00	0.00	0.00
10R060	1999	0000	00 000000	FINE ARTS Grant	14,500.00	0.00	14,500.00	0.00	0.00	0.00
10R130	1999	0000	00 130000	Carrie Winters SAPP	1,000.00	0.00	0.00	0.00	0.00	1,000.00
10R670	1999	0000	00 670000	Tiger Safari	0.00	0.00	0.00	0.00	0.00	0.00
10R680	1999	0000	00 680000	CHAT	0.00	0.00	0.00	0.00	0.00	0.00
10R690	1999	0000	00 690000	TAPS	0.00	0.00	0.00	0.00	0.00	0.00
10R730	1999	0000	00 730000	TAPP JFF	0.00	0.00	0.00	0.00	0.00	0.00
10R880	1999	0000	00 880000	CHAT #2 JF	28,000.00	0.00	27,997.95	0.00	0.00	2.05
10R---	1999	0---	--		118,544.00	2,303.67	140,408.23	0.00	0.00	-21,864.23
10R---	19--	----	--		384,741.00	3,603.67	343,827.85	0.00	0.00	40,913.15
10R110	2100	0000	00 110000	ROE Pre K	52,500.00	0.00	0.00	0.00	0.00	52,500.00
10R---	2100	0---	--		52,500.00	0.00	0.00	0.00	0.00	52,500.00
10R---	21--	----	--		52,500.00	0.00	0.00	0.00	0.00	52,500.00
10R810	2200	0000	00 810000	ROE Flow Thru	11,011.00	0.00	11,010.36	0.00	0.00	0.64
10R---	2200	0---	--		11,011.00	0.00	11,010.36	0.00	0.00	0.64
10R---	22--	----	--		11,011.00	0.00	11,010.36	0.00	0.00	0.64
10R010	3001	0000	00 000000	General State Aid	7,966,093.00	724,217.80	5,069,221.56	0.00	0.00	2,896,871.44
10R---	3001	0---	--		7,966,093.00	724,217.80	5,069,221.56	0.00	0.00	2,896,871.44
10R010	3010	0000	00 000000	GSA Difference Incentive	6,589.00	0.00	6,589.00	0.00	0.00	0.00
10R---	3010	0---	--		6,589.00	0.00	6,589.00	0.00	0.00	0.00
10R010	3015	0000	00 000000		324,651.00	0.00	324,651.00	0.00	0.00	0.00
10R---	3015	0---	--		324,651.00	0.00	324,651.00	0.00	0.00	0.00
10R---	30--	----	--		8,297,333.00	724,217.80	5,400,461.56	0.00	0.00	2,896,871.44
10R260	3100	0000	00 260000	Spec Ed Priv Facility	26,363.00	0.00	13,181.03	0.00	0.00	13,181.97
10R---	3100	0---	--		26,363.00	0.00	13,181.03	0.00	0.00	13,181.97

20

Account Level				2014-15	February 2014-15	2014-15	2014-15	Encumbered	2014-15	
FDTLOC	FUNC	OBJ	SJ	Description	Budget	Monthly Activity	FYTD Activity	Batch Activity	Amount	Available Funds
10R280	3105	0000	00	280000 Spec Ed Extraordinary	157,708.00	0.00	78,854.00	0.00	0.00	78,854.00
10R---	3105	0---	--	-----	157,708.00	0.00	78,854.00	0.00	0.00	78,854.00
10R140	3110	0000	00	140000 Spec Ed Personnel	152,604.00	0.00	76,301.62	0.00	0.00	76,302.38
10R---	3110	0---	--	-----	152,604.00	0.00	76,301.62	0.00	0.00	76,302.38
10R640	3120	0000	00	640000 Spec Ed Orphan	15,703.00	0.00	11,225.64	0.00	0.00	4,477.36
10R---	3120	0---	--	-----	15,703.00	0.00	11,225.64	0.00	0.00	4,477.36
10R010	3145	0000	00	000000 Spec Ed Summer Sch	2,463.00	0.00	0.00	0.00	0.00	2,463.00
10R---	3145	0---	--	-----	2,463.00	0.00	0.00	0.00	0.00	2,463.00
10R---	31--	----	--	-----	354,841.00	0.00	179,562.29	0.00	0.00	175,278.71
10R380	3200	0000	00	380000 Voc Ed Tech Prep	0.00	0.00	0.00	0.00	0.00	0.00
10R---	3200	0---	--	-----	0.00	0.00	0.00	0.00	0.00	0.00
10R780	3215	0000	00	780000 Voc Ed Formula	0.00	0.00	0.00	0.00	0.00	0.00
10R---	3215	0---	--	-----	0.00	0.00	0.00	0.00	0.00	0.00
10R490	3299	0000	00	490000 Voc Ed Ag Incent Grant	3,038.00	0.00	0.00	0.00	0.00	3,038.00
10R710	3299	0000	00	710000 Elem Career Grant	0.00	0.00	0.00	0.00	0.00	0.00
10R780	3299	0000	00	780000 Voc Ed Formula	78,394.00	13,519.35	56,233.13	0.00	0.00	22,160.87
10R---	3299	0---	--	-----	81,432.00	13,519.35	56,233.13	0.00	0.00	25,198.87
10R---	32--	----	--	-----	81,432.00	13,519.35	56,233.13	0.00	0.00	25,198.87
10R350	3360	0000	00	350000 St Lunch/Bfast Reimb	8,200.00	1,234.65	5,587.77	0.00	0.00	2,612.23
10R---	3360	0---	--	-----	8,200.00	1,234.65	5,587.77	0.00	0.00	2,612.23
10R010	3365	0000	00	000000 BREAKFAST INCENTIVE	0.00	0.00	0.00	0.00	0.00	0.00
10R---	3365	0---	--	-----	0.00	0.00	0.00	0.00	0.00	0.00
10R310	3370	0000	00	310000 Drivers Education Reimb	25,000.00	0.00	22,216.16	0.00	0.00	2,783.84
10R---	3370	0---	--	-----	25,000.00	0.00	22,216.16	0.00	0.00	2,783.84
10R---	33--	----	--	-----	33,200.00	1,234.65	27,803.93	0.00	0.00	5,396.07
10R550	3695	0000	00	550000 TAOEP	14,930.00	0.00	14,930.00	0.00	0.00	0.00
10R750	3695	0000	00	750000 TAOEP	60,000.00	0.00	0.00	0.00	0.00	60,000.00
10R---	3695	0---	--	-----	74,930.00	0.00	14,930.00	0.00	0.00	60,000.00
10R---	36--	----	--	-----	74,930.00	0.00	14,930.00	0.00	0.00	60,000.00
10R110	3705	0000	00	110000 Early Child Block Grant	480,785.00	0.00	186,318.00	0.00	0.00	294,467.00
10R510	3705	0000	00	510000 ECE Block Grant-FY06	31,128.00	0.00	31,128.00	0.00	0.00	0.00
10R---	3705	0---	--	-----	511,913.00	0.00	217,446.00	0.00	0.00	294,467.00
10R570	3715	0000	00	570000 Reading Improvement	0.00	0.00	0.00	0.00	0.00	0.00
10R---	3715	0---	--	-----	0.00	0.00	0.00	0.00	0.00	0.00
10R790	3775	0000	00	790000 ADA Safety/Ed Block Gran	0.00	0.00	0.00	0.00	0.00	0.00
10R---	3775	0---	--	-----	0.00	0.00	0.00	0.00	0.00	0.00
10R---	37--	----	--	-----	511,913.00	0.00	217,446.00	0.00	0.00	294,467.00
10R240	3800	0000	00	240000 Sec of State Lib Grant	0.00	0.00	0.00	0.00	0.00	0.00
10R---	3800	0---	--	-----	0.00	0.00	0.00	0.00	0.00	0.00
10R---	38--	----	--	-----	0.00	0.00	0.00	0.00	0.00	0.00

CS

Account Level				2014-15	February 2014-15	2014-15	2014-15	Encumbered	2014-15	
FDTLOC	FUNC	OBJ	SJ	Description	Budget	Monthly Activity	FYTD Activity	Batch Activity	Amount	Available Funds
10R010	3999	0000	05 000000	National Bd Cert	0.00	0.00	0.00	0.00	0.00	0.00
10R120	3999	0000	00 120000	LAPTOP GRANT	0.00	0.00	0.00	0.00	0.00	0.00
10R240	3999	0000	00 240000	Library Grant	1,468.00	0.00	1,467.75	0.00	0.00	0.25
10R---	3999	0---	-- -----		1,468.00	0.00	1,467.75	0.00	0.00	0.25
10R---	39--	----	-- -----		1,468.00	0.00	1,467.75	0.00	0.00	0.25
10R190	4107	0000	00 190000	Title VI Rural Ed	12.00	0.00	12.00	0.00	0.00	0.00
10R---	4107	0---	-- -----		12.00	0.00	12.00	0.00	0.00	0.00
10R---	41--	----	-- -----		12.00	0.00	12.00	0.00	0.00	0.00
10R420	4210	0000	00 420000	Fed Lunch Prog Reimb	400,000.00	98,432.34	312,306.22	0.00	0.00	87,693.78
10R---	4210	0---	-- -----		400,000.00	98,432.34	312,306.22	0.00	0.00	87,693.78
10R420	4215	0000	00 420000	Fed Special Milk Program	2,500.00	561.61	1,875.23	0.00	0.00	624.77
10R---	4215	0---	-- -----		2,500.00	561.61	1,875.23	0.00	0.00	624.77
10R430	4220	0000	00 430000	Fed Bfast Prog Reimb	115,000.00	25,651.36	81,880.05	0.00	0.00	33,119.95
10R---	4220	0---	-- -----		115,000.00	25,651.36	81,880.05	0.00	0.00	33,119.95
10R420	4250	0000	00 420000	Child Nutrition Commodity	0.00	0.00	0.00	0.00	0.00	0.00
10R---	4250	0---	-- -----		0.00	0.00	0.00	0.00	0.00	0.00
10R420	4299	0000	00 420000	Child Nutrition	0.00	0.00	0.00	0.00	0.00	0.00
10R440	4299	0000	00 440000	NSLP Equip Asst Grant	10,620.00	0.00	2,540.00	0.00	0.00	8,080.00
10R---	4299	0---	-- -----		10,620.00	0.00	2,540.00	0.00	0.00	8,080.00
10R---	42--	----	-- -----		528,120.00	124,645.31	398,601.50	0.00	0.00	129,518.50
10R100	4300	0000	00 100000	Title I Grant - Reading	405,000.00	50,344.00	254,382.00	0.00	0.00	150,618.00
10R500	4300	0000	00 500000	Title I	198,100.00	0.00	198,100.00	0.00	0.00	0.00
10R---	4300	0---	-- -----		603,100.00	50,344.00	452,482.00	0.00	0.00	150,618.00
10R---	43--	----	-- -----		603,100.00	50,344.00	452,482.00	0.00	0.00	150,618.00
10R170	4400	0000	00 170000	Title IV Grant - Drug Fr	0.00	0.00	0.00	0.00	0.00	0.00
10R---	4400	0---	-- -----		0.00	0.00	0.00	0.00	0.00	0.00
10R070	4421	0000	00 000000	Century 21 Comm Learning	44,998.00	0.00	44,998.00	0.00	0.00	0.00
10R470	4421	0000	00 470000	21st Cent Grant	300,000.00	0.00	0.00	0.00	0.00	300,000.00
10R---	4421	0---	-- -----		344,998.00	0.00	44,998.00	0.00	0.00	300,000.00
10R---	44--	----	-- -----		344,998.00	0.00	44,998.00	0.00	0.00	300,000.00
10R150	4620	0000	00 150000	Spec Ed Flow thru SESE	4,588.00	0.00	0.00	0.00	0.00	4,588.00
10R---	4620	0---	-- -----		4,588.00	0.00	0.00	0.00	0.00	4,588.00
10R260	4625	0000	00 260000	Fed SpEd IDEA Rm/Board	125,000.00	19,879.86	64,153.16	0.00	0.00	60,846.84
10R---	4625	0---	-- -----		125,000.00	19,879.86	64,153.16	0.00	0.00	60,846.84
10R---	46--	----	-- -----		129,588.00	19,879.86	64,153.16	0.00	0.00	65,434.84
10R540	4770	0000	00 540000	Fed Voc Ed Tech Prep	0.00	0.00	0.00	0.00	0.00	0.00
10R---	4770	0---	-- -----		0.00	0.00	0.00	0.00	0.00	0.00
10R390	4799	0000	00 390000	V E Perkins T-IIC 2 Tutor	14,250.00	6,893.00	6,993.00	0.00	0.00	7,257.00
10R---	4799	0---	-- -----		14,250.00	6,893.00	6,993.00	0.00	0.00	7,257.00
10R---	47--	----	-- -----		14,250.00	6,893.00	6,993.00	0.00	0.00	7,257.00

64

Account Level				2014-15	February 2014-15	2014-15	2014-15	Encumbered	2014-15	
FDTLOC	FUNC	OBJ	SJ	Description	Budget	Monthly Activity	FYTD Activity	Batch Activity	Amount	Available Funds
10R090	4876	0000	00 000000	Cloud Grant ICCP	0.00	0.00	0.00	0.00	0.00	0.00
10R---	4876	0---	--		0.00	0.00	0.00	0.00	0.00	0.00
10R160	4880	0000	00 160000	Education Jobs Fund	0.00	0.00	0.00	0.00	0.00	0.00
10R---	4880	0---	--		0.00	0.00	0.00	0.00	0.00	0.00
10R---	48--	----	--		0.00	0.00	0.00	0.00	0.00	0.00
10R180	4901	0000	00 180000	Race To The Top	9,048.00	0.00	8,749.00	0.00	0.00	299.00
10R180	4901	0000	01 180000	Race To The Top Induction	2,390.00	0.00	1,109.00	0.00	0.00	1,281.00
10R---	4901	0---	--		11,438.00	0.00	9,858.00	0.00	0.00	1,580.00
10R330	4932	0000	00 330000	Title II Teacher Quality	118,389.00	11,702.00	66,454.00	0.00	0.00	51,935.00
10R530	4932	0000	00 530000	Title II	17,188.00	0.00	17,188.00	0.00	0.00	0.00
10R---	4932	0---	--		135,577.00	11,702.00	83,642.00	0.00	0.00	51,935.00
10R920	4991	0000	00 920000	Medicaid Adm Outreach	60,000.00	10,138.48	34,097.86	0.00	0.00	25,902.14
10R---	4991	0---	--		60,000.00	10,138.48	34,097.86	0.00	0.00	25,902.14
10R920	4992	0000	00 920000	Medicaid Fee For Service	60,000.00	0.00	47,059.60	0.00	0.00	12,940.40
10R---	4992	0---	--		60,000.00	0.00	47,059.60	0.00	0.00	12,940.40
10R410	4998	0000	00 410000	JROTC Reimbursement	63,000.00	5,165.55	41,119.75	0.00	0.00	21,880.25
10R---	4998	0---	--		63,000.00	5,165.55	41,119.75	0.00	0.00	21,880.25
10R---	49--	----	--		330,015.00	27,006.03	215,777.21	0.00	0.00	114,237.79
10R010	7990	0000	00 000000	Other -WR Fund Balances	386,311.00	0.00	386,310.77	0.00	0.00	0.23
10R---	7990	0---	--		386,311.00	0.00	386,310.77	0.00	0.00	0.23
10R---	79--	----	--		386,311.00	0.00	386,310.77	0.00	0.00	0.23
1-R---	----	----	--		16,716,860.00	994,245.05	12,023,045.04	0.00	0.00	4,693,814.96
20R010	1111	0000	00 000000	BLDG LEVY	951,808.00	0.00	951,807.84	0.00	0.00	0.16
20R---	1111	0---	--		951,808.00	0.00	951,807.84	0.00	0.00	0.16
20R---	11--	----	--		951,808.00	0.00	951,807.84	0.00	0.00	0.16
20R010	1510	0000	00 000000	Earnings on Investments	4,300.00	329.70	2,889.16	0.00	0.00	1,410.84
20R---	1510	0---	--		4,300.00	329.70	2,889.16	0.00	0.00	1,410.84
20R---	15--	----	--		4,300.00	329.70	2,889.16	0.00	0.00	1,410.84
20R010	1999	0000	00 000000	Other Bldg Rev-Ins Reim etc	2,500.00	0.00	67.30	0.00	0.00	2,432.70
20R010	1999	0000	01 000000	Other Bldg Rev	0.00	0.00	0.00	0.00	0.00	0.00
20R---	1999	0---	--		2,500.00	0.00	67.30	0.00	0.00	2,432.70
20R---	19--	----	--		2,500.00	0.00	67.30	0.00	0.00	2,432.70
20R010	3925	0000	00 000000	St Maint Grant Bldg	0.00	0.00	0.00	0.00	0.00	0.00
20R---	3925	0---	--		0.00	0.00	0.00	0.00	0.00	0.00
20R220	3999	0000	00 220000	IEMA Grant	51,400.00	0.00	0.00	0.00	0.00	51,400.00
20R---	3999	0---	--		51,400.00	0.00	0.00	0.00	0.00	51,400.00
20R---	39--	----	--		51,400.00	0.00	0.00	0.00	0.00	51,400.00
20R010	7990	0000	00 000000	Other-WR Fund Balance	160,770.00	0.00	160,769.89	0.00	0.00	0.11
20R---	7990	0---	--		160,770.00	0.00	160,769.89	0.00	0.00	0.11
20R---	79--	----	--		160,770.00	0.00	160,769.89	0.00	0.00	0.11

CS

Account Level				2014-15	February 2014-15	2014-15	2014-15	Encumbered	2014-15	
FDTLOC	FUNC	OBJ	SJ	Description	Budget	Monthly Activity	FYTD Activity	Batch Activity	Amount	Available Funds
2-R---	----	----	--	-----	1,170,778.00	329.70	1,115,534.19	0.00	0.00	55,243.81
30R010	1112	0000	00	000000	BOND AND INTEREST LEVY	1,450,368.00	0.00	1,450,367.73	0.00	0.27
30R---	1112	0---	--	-----	1,450,368.00	0.00	1,450,367.73	0.00	0.00	0.27
30R---	11--	----	--	-----	1,450,368.00	0.00	1,450,367.73	0.00	0.00	0.27
30R010	1510	0000	00	000000	Earnings on Investments	1,800.00	128.31	1,221.11	0.00	578.89
30R---	1510	0---	--	-----	1,800.00	128.31	1,221.11	0.00	0.00	578.89
30R---	15--	----	--	-----	1,800.00	128.31	1,221.11	0.00	0.00	578.89
30R010	1999	0000	00	000000	Other Bond and Int Rev	0.00	0.00	0.00	0.00	0.00
30R---	1999	0---	--	-----	0.00	0.00	0.00	0.00	0.00	0.00
30R---	19--	----	--	-----	0.00	0.00	0.00	0.00	0.00	0.00
30R010	7990	0000	00	000000	Other-WR Fund Balance	19,688.00	0.00	19,687.57	0.00	0.43
30R---	7990	0---	--	-----	19,688.00	0.00	19,687.57	0.00	0.00	0.43
30R---	79--	----	--	-----	19,688.00	0.00	19,687.57	0.00	0.00	0.43
3-R---	----	----	--	-----	1,471,856.00	128.31	1,471,276.41	0.00	0.00	579.59
40R080	1113	0000	00	000000	TRANS LEVY	380,724.00	0.00	380,723.18	0.00	0.82
40R---	1113	0---	--	-----	380,724.00	0.00	380,723.18	0.00	0.00	0.82
40R080	1130	0000	00	000000	LEASING LEVY	11,619.00	0.00	11,618.53	0.00	0.47
40R---	1130	0---	--	-----	11,619.00	0.00	11,618.53	0.00	0.00	0.47
40R---	11--	----	--	-----	392,343.00	0.00	392,341.71	0.00	0.00	1.29
40R080	1412	0000	00	000000	Reg Trans from Pre-K	12,055.00	0.00	1,055.00	0.00	11,000.00
40R---	1412	0---	--	-----	12,055.00	0.00	1,055.00	0.00	0.00	11,000.00
40R080	1413	0000	00	000000	Reg Trans Fee Private	4,000.00	0.00	0.00	0.00	4,000.00
40R---	1413	0---	--	-----	4,000.00	0.00	0.00	0.00	0.00	4,000.00
40R080	1415	0000	00	000000	Reg Trans Pupil Co-Curr	16,000.00	0.00	15,100.74	0.00	899.26
40R---	1415	0---	--	-----	16,000.00	0.00	15,100.74	0.00	0.00	899.26
40R080	1442	0000	00	000000	Sp Ed Trans from SESE	600.00	0.00	0.00	0.00	600.00
40R---	1442	0---	--	-----	600.00	0.00	0.00	0.00	0.00	600.00
40R---	14--	----	--	-----	32,655.00	0.00	16,155.74	0.00	0.00	16,499.26
40R080	1510	0000	00	000000	Earnings on Investments	800.00	41.63	543.33	0.00	256.67
40R---	1510	0---	--	-----	800.00	41.63	543.33	0.00	0.00	256.67
40R---	15--	----	--	-----	800.00	41.63	543.33	0.00	0.00	256.67
40R080	1950	0000	00	000000	Refund Prior Yr Expense	0.00	0.00	0.00	0.00	0.00
40R---	1950	0---	--	-----	0.00	0.00	0.00	0.00	0.00	0.00
40R080	1999	0000	00	000000	Insrnc Rmb/Othr Misc	9,000.00	120.00	298.00	0.00	8,702.00
40R---	1999	0---	--	-----	9,000.00	120.00	298.00	0.00	0.00	8,702.00
40R---	19--	----	--	-----	9,000.00	120.00	298.00	0.00	0.00	8,702.00
40R010	3001	0000	00	000000	STATE AIDE	0.00	0.00	0.00	0.00	0.00
40R---	3001	0---	--	-----	0.00	0.00	0.00	0.00	0.00	0.00
40R---	30--	----	--	-----	0.00	0.00	0.00	0.00	0.00	0.00
40R080	3500	0000	00	000000	Transportation Regular	289,058.00	0.00	145,005.37	0.00	144,052.63

Account Level				2014-15	February 2014-15	2014-15	2014-15	Encumbered	2014-15	
FDTLOC	FUNC	OBJ	SJ	Description	Budget	Monthly Activity	FYTD Activity	Batch Activity	Amount	Available Funds
40R610	3500	0000	01 610000	Trans Voc Ed	0.00	0.00	0.00	0.00	0.00	0.00
40R---	3500	0---	--		289,058.00	0.00	145,005.37	0.00	0.00	144,052.63
40R620	3510	0000	00 620000	State Trans Spec Ed	279,090.00	0.00	139,983.75	0.00	0.00	139,106.25
40R---	3510	0---	--		279,090.00	0.00	139,983.75	0.00	0.00	139,106.25
40R---	35--	----	--		568,148.00	0.00	284,989.12	0.00	0.00	283,158.88
40R160	4880	0000	00 160000	Education Jobs Fund	0.00	0.00	0.00	0.00	0.00	0.00
40R---	4880	0---	--		0.00	0.00	0.00	0.00	0.00	0.00
40R---	48--	----	--		0.00	0.00	0.00	0.00	0.00	0.00
40R010	7990	0000	00 000000	Other-WR Fund Balance	187,238.00	0.00	187,238.28	0.00	0.00	-0.28
40R---	7990	0---	--		187,238.00	0.00	187,238.28	0.00	0.00	-0.28
40R---	79--	----	--		187,238.00	0.00	187,238.28	0.00	0.00	-0.28
4-R---	----	----	--		1,190,184.00	161.63	881,566.18	0.00	0.00	308,617.82
50R010	1114	0000	00 000000	IMRF LEVY	510,721.00	0.00	510,720.05	0.00	0.00	0.95
50R---	1114	0---	--		510,721.00	0.00	510,720.05	0.00	0.00	0.95
50R010	1150	0000	00 000000	Tax Levy Social Security	275,468.00	0.00	275,467.70	0.00	0.00	0.30
50R---	1150	0---	--		275,468.00	0.00	275,467.70	0.00	0.00	0.30
50R---	11--	----	--		786,189.00	0.00	786,187.75	0.00	0.00	1.25
50R010	1230	0000	00 000000	Corp Pers Prop Tax	95,000.00	0.00	95,000.00	0.00	0.00	0.00
50R---	1230	0---	--		95,000.00	0.00	95,000.00	0.00	0.00	0.00
50R---	12--	----	--		95,000.00	0.00	95,000.00	0.00	0.00	0.00
50R010	1510	0000	00 000000	Earnings on Investments	1,200.00	91.05	753.29	0.00	0.00	446.71
50R---	1510	0---	--		1,200.00	91.05	753.29	0.00	0.00	446.71
50R---	15--	----	--		1,200.00	91.05	753.29	0.00	0.00	446.71
50R010	7990	0000	00 000000	Other-WR Fund Balance	74,108.00	0.00	74,107.67	0.00	0.00	0.33
50R---	7990	0---	--		74,108.00	0.00	74,107.67	0.00	0.00	0.33
50R---	79--	----	--		74,108.00	0.00	74,107.67	0.00	0.00	0.33
5-R---	----	----	--		956,497.00	91.05	956,048.71	0.00	0.00	448.29
60R010	1510	0000	00 000000	Cap Projects Int	200.00	9.11	77.21	0.00	0.00	122.79
60R---	1510	0---	--		200.00	9.11	77.21	0.00	0.00	122.79
60R---	15--	----	--		200.00	9.11	77.21	0.00	0.00	122.79
60R010	7990	0000	00 000000	Other WR Fund Balance	50,013.00	0.00	50,012.67	0.00	0.00	0.33
60R---	7990	0---	--		50,013.00	0.00	50,012.67	0.00	0.00	0.33
60R---	79--	----	--		50,013.00	0.00	50,012.67	0.00	0.00	0.33
60R010	8990	0000	00 000000	Transfer to Fund Balance to LS	0.00	0.00	0.00	0.00	0.00	0.00
60R---	8990	0---	--		0.00	0.00	0.00	0.00	0.00	0.00
60R---	89--	----	--		0.00	0.00	0.00	0.00	0.00	0.00
6-R---	----	----	--		50,213.00	9.11	50,089.88	0.00	0.00	123.12
70R010	1115	0000	00 000000	WORKING CASH LEVY	95,143.00	0.00	95,142.70	0.00	0.00	0.30
70R---	1115	0---	--		95,143.00	0.00	95,142.70	0.00	0.00	0.30
70R---	11--	----	--		95,143.00	0.00	95,142.70	0.00	0.00	0.30

Account Level				2014-15	February 2014-15	2014-15	2014-15	Encumbered	2014-15	
FDTLOC	FUNC	OBJ	SJ	Description	Budget	Monthly Activity	FYTD Activity	Batch Activity	Amount	Available Funds
70R010	1510	0000	00 000000	Earnings on Investments	5,300.00	375.70	3,544.77	0.00	0.00	1,755.23
70R---	1510	0---	--		5,300.00	375.70	3,544.77	0.00	0.00	1,755.23
70R---	15--	----	--		5,300.00	375.70	3,544.77	0.00	0.00	1,755.23
70R010	7990	0000	00 000000	Other WR Fund Balance	99,989.00	0.00	99,988.93	0.00	0.00	0.07
70R---	7990	0---	--		99,989.00	0.00	99,988.93	0.00	0.00	0.07
70R---	79--	----	--		99,989.00	0.00	99,988.93	0.00	0.00	0.07
7-R---	----	----	--		200,432.00	375.70	198,676.40	0.00	0.00	1,755.60
80R010	1120	0000	00 000000	TORT LEVY	1,018,337.00	0.00	1,018,336.02	0.00	0.00	0.98
80R---	1120	0---	--		1,018,337.00	0.00	1,018,336.02	0.00	0.00	0.98
80R---	11--	----	--		1,018,337.00	0.00	1,018,336.02	0.00	0.00	0.98
80R010	1510	0000	00 000000	Tort Int	495.00	0.00	494.82	0.00	0.00	0.18
80R---	1510	0---	--		495.00	0.00	494.82	0.00	0.00	0.18
80R---	15--	----	--		495.00	0.00	494.82	0.00	0.00	0.18
80R010	1950	0000	00 000000	Refund of Prior yr Exp	13,661.00	0.00	13,660.37	0.00	0.00	0.63
80R---	1950	0---	--		13,661.00	0.00	13,660.37	0.00	0.00	0.63
80R---	19--	----	--		13,661.00	0.00	13,660.37	0.00	0.00	0.63
80R010	7990	0000	00 000000	Other WR Fund Balance	46,194.00	0.00	46,194.29	0.00	0.00	-0.29
80R---	7990	0---	--		46,194.00	0.00	46,194.29	0.00	0.00	-0.29
80R---	79--	----	--		46,194.00	0.00	46,194.29	0.00	0.00	-0.29
8-R---	----	----	--		1,078,687.00	0.00	1,078,685.50	0.00	0.00	1.50
90R010	1118	0000	00 000000	LIFE SAFETY LEVY	95,719.00	0.00	95,248.99	0.00	0.00	470.01
90R---	1118	0---	--		95,719.00	0.00	95,248.99	0.00	0.00	470.01
90R---	11--	----	--		95,719.00	0.00	95,248.99	0.00	0.00	470.01
90R010	1510	0000	00 000000	Earnings on Investments	740.00	51.01	505.57	0.00	0.00	234.43
90R370	1510	0000	00 370000	L/S Bond Int	0.00	0.00	0.00	0.00	0.00	0.00
90R---	1510	0---	--		740.00	51.01	505.57	0.00	0.00	234.43
90R---	15--	----	--		740.00	51.01	505.57	0.00	0.00	234.43
90R010	1999	0000	00 000000	Life Safety Other Rev	0.00	0.00	0.00	0.00	0.00	0.00
90R---	1999	0---	--		0.00	0.00	0.00	0.00	0.00	0.00
90R---	19--	----	--		0.00	0.00	0.00	0.00	0.00	0.00
90R010	3925	0000	00 000000	State Maint Grant	0.00	0.00	0.00	0.00	0.00	0.00
90R---	3925	0---	--		0.00	0.00	0.00	0.00	0.00	0.00
90R---	39--	----	--		0.00	0.00	0.00	0.00	0.00	0.00
90R010	7990	0000	00 000000	Other WR Fund Balance	105,024.00	0.00	105,024.06	0.00	0.00	-0.06
90R---	7990	0---	--		105,024.00	0.00	105,024.06	0.00	0.00	-0.06
90R---	79--	----	--		105,024.00	0.00	105,024.06	0.00	0.00	-0.06
9-R---	----	----	--		201,483.00	51.01	200,778.62	0.00	0.00	704.38
--R---	----	----	--		23,036,990.00	995,391.56	17,975,700.93	0.00	0.00	5,061,289.07
10E070	1100	1100	00 000000	21st Cent Sal	11,154.00	0.00	11,154.00	0.00	0.00	0.00
10E470	1100	1100	00 470000	21st Century Grant Sal	52,024.00	4,727.81	4,727.81	0.00	0.00	47,296.19

Account Level				2014-15	February 2014-15	2014-15	2014-15	Encumbered	2014-15	
FDTLOC	FUNC	OBJ	SJ	Description	Budget	Monthly Activity	FYTD Activity	Batch Activity	Amount	Available Funds
10E030	1100	1110	00	000000	Fuel Up 60 Salaries	0.00	0.00	0.00	0.00	0.00
10E070	1100	1110	00	000000	21st Cent TA/Aide Sal	1,287.00	0.00	1,287.00	0.00	0.00
10E470	1100	1110	00	470000	21st Cent Aide Sal	76,080.00	4,600.46	4,600.46	0.00	71,479.54
10E---	1100	1---	--	-----		140,545.00	9,328.27	21,769.27	0.00	118,775.73
10E030	1100	2110	00	000000	Fuel Up 60 TRS	0.00	0.00	0.00	0.00	0.00
10E070	1100	2110	00	000000	21st Cent TRS	3,891.00	0.00	3,890.15	0.00	0.85
10E470	1100	2110	00	470000	21st Cent TRS	48,311.00	2,126.92	2,126.92	0.00	46,184.08
10E470	1100	2130	00	470000		0.00	0.00	0.00	0.00	0.00
10E---	1100	2---	--	-----		52,202.00	2,126.92	6,017.07	0.00	46,184.93
10E070	1100	3190	00	000000	Cent 21 Student Pur Serv	4,768.00	0.00	4,767.25	0.00	0.75
10E470	1100	3190	00	470000	21st Cent Pur Serv	11,500.00	0.00	2,000.00	6,280.00	3,220.00
10E---	1100	3---	--	-----		16,268.00	0.00	6,767.25	6,280.00	3,220.75
10E030	1100	4100	00	000000	Fuel Up 60 Supplies	0.00	0.00	0.00	0.00	0.00
10E070	1100	4100	00	000000	21st Cent supplies	2,814.00	0.00	2,813.50	0.00	0.50
10E470	1100	4100	00	470000	21st Cent Supplies	8,641.00	3,528.45	3,528.45	31.35	3,116.24
10E---	1100	4---	--	-----		11,455.00	3,528.45	6,341.95	31.35	3,116.24
10E470	1100	5500	00	470000	21st Cent Equip	8,483.00	1,633.00	1,633.00	0.00	1,186.00
10E---	1100	5---	--	-----		8,483.00	1,633.00	1,633.00	0.00	1,186.00
10E020	1110	1100	00	000000	ERES Teach Sal	1,943,768.00	162,275.79	1,294,158.87	0.00	649,609.13
10E030	1110	1100	00	000000	WRES Teach Sal	315,860.00	31,546.96	189,501.76	0.00	126,358.24
10E160	1110	1100	00	160000	Ed Jobs Fund Sal	0.00	0.00	0.00	0.00	0.00
10E020	1110	1110	00	000000	ERES Aide/TA Sal	0.00	0.00	0.00	0.00	0.00
10E030	1110	1110	00	000000	WRES Aid/TAr Sal	1,000.00	0.00	833.00	0.00	167.00
10E020	1110	1200	00	000000	ERES Sub Teach Sal	25,000.00	5,440.00	22,057.50	0.00	2,942.50
10E030	1110	1200	00	000000	WRES Sub Teach Sal	4,000.00	595.00	1,572.50	0.00	2,427.50
10E020	1110	1210	00	000000	ERES Sub Teach Aide Sal	5,000.00	238.00	3,242.75	0.00	1,757.25
10E---	1110	1---	--	-----		2,294,628.00	200,095.75	1,511,366.38	0.00	783,261.62
10E020	1110	2110	00	000000	ERES TRS	235,000.00	25,592.00	156,974.51	0.00	78,025.49
10E030	1110	2110	00	000000	WRES TRS	45,000.00	4,901.40	29,425.35	0.00	15,574.65
10E160	1110	2110	00	160000	Ed Jobs Fund TRS	0.00	0.00	0.00	0.00	0.00
10E020	1110	2130	00	000000		0.00	0.00	0.00	0.00	0.00
10E020	1110	2200	00	000000	ERES Ins Benefit	143,454.00	11,329.60	98,135.60	0.00	45,318.40
10E030	1110	2200	00	000000	WRES Ins Ben	17,500.00	1,746.40	10,478.40	0.00	7,021.60
10E160	1110	2200	00	160000	Ed Jobs Fund Ben	0.00	0.00	0.00	0.00	0.00
10E---	1110	2---	--	-----		440,954.00	43,569.40	295,013.86	0.00	145,940.14
10E020	1110	3190	00	000000	ERES Pur Ser Agreements	17,000.00	82.50	16,021.74	0.00	978.26
10E030	1110	3190	00	000000	WRES Pur Serv	5,000.00	242.33	3,042.87	0.00	1,882.40
10E670	1110	3190	00	000000	Tiger Safari Pur Serv	0.00	0.00	0.00	0.00	0.00
10E020	1110	3230	00	000000	ERES Repair/Maintenance	500.00	0.00	0.00	0.00	500.00
10E020	1110	3230	61	000000	ERES Computer Rep/Maint	500.00	0.00	500.00	15.00	-15.00

69

Account Level				2014-15	February 2014-15	2014-15	2014-15	Encumbered	2014-15	
FDTLOC	FUNC	OBJ	SJ	Description	Budget	Monthly Activity	FYTD Activity	Batch Activity	Amount	Available Funds
10E030	1110	3230	00 000000	WRES Rep.Main	500.00	0.00	58.00	0.00	0.00	442.00
10E030	1110	3230	61 000000	WRES Computer Rep/Maint	500.00	0.00	0.00	0.00	0.00	500.00
10E020	1110	3240	00 000000	ERES Copier Repair	1,500.00	96.00	295.16	0.00	1,204.84	0.00
10E030	1110	3240	00 000000	WRES Copier Rep Maint	1,500.00	0.00	164.66	0.00	0.00	1,335.34
10E020	1110	3260	00 000000	ERES Postage	6,000.00	0.00	0.00	0.00	0.00	6,000.00
10E030	1110	3260	00 000000	WRES Postage	500.00	0.00	0.00	0.00	0.00	500.00
10E020	1110	3320	00 000000	ERES Travel	500.00	0.00	0.00	0.00	0.00	500.00
10E030	1110	3320	00 000000	WRES TRAVEL	100.00	0.00	0.00	0.00	0.00	100.00
10E020	1110	3400	00 000000	ERES Internet	5,600.00	545.06	2,156.88	0.00	3,043.12	400.00
10E030	1110	3400	00 000000	WRES Internet	500.00	0.00	37.91	0.00	0.00	462.09
10E---	1110	3---	-- -----		40,200.00	965.89	22,277.22	15.00	6,130.36	11,777.42
10E020	1110	4100	00 000000	ERES Supplies	16,000.00	0.00	8,778.42	0.00	281.31	6,940.27
10E020	1110	4100	02 000000	ERES Art Supplies	4,025.00	0.00	3,758.49	0.00	239.37	27.14
10E020	1110	4100	05 000000	ERES Read 180 Supp	200.00	0.00	0.00	0.00	0.00	200.00
10E020	1110	4100	06 000000	ERES Spanish Supplies	0.00	0.00	0.00	0.00	0.00	0.00
10E020	1110	4100	12 000000	ERES Music Supplies	450.00	0.00	235.90	0.00	0.00	214.10
10E020	1110	4100	50 000000	ERES PE Supplies	850.00	0.00	829.15	0.00	0.00	20.85
10E020	1110	4100	61 000000	ERES Computer Supplies	12,800.00	270.54	5,786.27	0.00	2,375.37	4,638.36
10E030	1110	4100	00 000000	WRES SUPPLIES	59,899.00	302.70	56,099.62	162.05	1,725.15	1,912.18
10E030	1110	4100	02 000000	WRES Art Supp	1,900.00	61.29	1,900.00	0.00	0.00	0.00
10E030	1110	4100	12 000000	WRES Music Supp	1,301.00	0.00	1,246.71	0.00	0.00	54.29
10E030	1110	4100	50 000000	WRES PE Supp	1,600.00	35.91	1,548.85	0.00	0.00	51.15
10E030	1110	4100	61 000000	WRES Computer Supp	2,150.00	0.00	203.18	0.00	269.70	1,677.12
10E190	1110	4100	00 190000	Title VI Rural Ed Supp	50.00	0.00	49.98	0.00	0.00	0.02
10E670	1110	4100	00 670000	Tiger Safari Supp	0.00	0.00	0.00	0.00	0.00	0.00
10E020	1110	4110	00 000000	ERES Instructional Supp	15,000.00	0.00	14,351.41	0.00	0.00	648.59
10E020	1110	4130	00 000000	ERES ID Badge Supp	445.00	0.00	441.00	0.00	0.00	4.00
10E020	1110	4200	00 000000	ERES New Textbooks	2,500.00	0.00	0.00	0.00	0.00	2,500.00
10E030	1110	4200	00 000000	WRES New Textbooks	500.00	0.00	0.00	0.00	0.00	500.00
10E020	1110	4210	00 000000	ERES Replacement Textbks	500.00	0.00	0.00	0.00	0.00	500.00
10E030	1110	4210	00 000000	WRES Replacement Textbooks	100.00	0.00	0.00	0.00	0.00	100.00
10E020	1110	4220	00 000000	ERES Workbooks	50.00	0.00	0.00	0.00	0.00	50.00
10E030	1110	4220	00 000000	WRES Workbooks	500.00	0.00	0.00	0.00	0.00	500.00
10E020	1110	4240	00 000000	ERES Copier Paper/Toner	17,000.00	0.00	7,441.64	0.00	0.00	9,558.36
10E030	1110	4240	00 000000	WRES Copier Paper/Toner	1,350.00	0.00	845.84	0.00	0.00	504.16
10E020	1110	4250	00 000000	ERES Copier Parts	4,000.00	889.00	1,656.86	0.00	2,343.14	0.00
10E030	1110	4250	00 000000	WRES Copier Parts	500.00	0.00	0.00	0.00	0.00	500.00
10E020	1110	4700	00 000000	ERES Software	3,500.00	405.00	3,385.00	0.00	0.00	115.00
10E030	1110	4700	00 000000	WRES Software	5,000.00	0.00	4,270.00	0.00	0.00	730.00
10E---	1110	4---	-- -----		152,170.00	1,964.44	112,828.32	162.05	7,234.04	31,945.59

70



Account Level				2014-15	February 2014-15	2014-15	2014-15	Encumbered	2014-15		
FDTLOC	FUNC	OBJ	SJ	Description	Budget	Monthly Activity	FYTD Activity	Batch Activity	Amount	Available Funds	
10E120	1120	4100	00	120000	LAPTOP GRANT INST SUPP	0.00	0.00	0.00	0.00	0.00	
10E170	1120	4100	00	170000	NCTM Math Supp	4,386.00	0.00	0.00	0.00	4,386.00	
10E730	1120	4100	00	730000	JFF Tech Supp	35,000.00	0.00	0.00	0.00	35,000.00	
10E040	1120	4110	00	000000	ERMS Intergraded Supp	0.00	0.00	0.00	0.00	0.00	
10E040	1120	4120	00	000000	ERMS Read 180 Supplies	0.00	0.00	0.00	0.00	0.00	
10E040	1120	4130	00	000000	ERMS ID Badge Supplies	0.00	0.00	0.00	0.00	0.00	
10E040	1120	4200	00	000000	ERMS New Textbooks	2,908.63	0.00	2,190.00	0.00	718.63	
10E040	1120	4210	00	000000	ERMS Replace Textbooks	1,091.37	0.00	870.15	0.00	221.22	
10E040	1120	4220	00	000000	ERMS Workbooks	0.00	0.00	0.00	0.00	0.00	
10E040	1120	4230	00	000000	ERMS A.R. Books	300.00	0.00	0.00	0.00	300.00	
10E040	1120	4240	00	000000	ERMS Cpr Riso Ppr/Tnr	800.00	0.00	294.00	0.00	506.00	
10E040	1120	4700	00	000000	ERMS Software	3,000.00	0.00	2,926.00	0.00	74.00	
10E120	1120	4700	00	120000	LAPTOP GRANT SOFTWARE	0.00	0.00	0.00	0.00	0.00	
10E040	1120	4900	00	000000	ERMS PE Locks	1,428.00	0.00	1,427.50	0.00	0.50	
10E040	1120	4910	00	000000	MS PE Uniforms	7,440.00	0.00	7,440.00	0.00	0.00	
10E---	1120	4---	--	-----		75,755.11	2,092.69	29,108.02	2,178.80	3,580.92	40,887.37
10E040	1120	5500	00	000000	ERMS Equipment	3,000.00	0.00	1,959.08	0.00	1,040.92	
10E040	1120	5500	50	000000	ERMS PE Equipment	0.00	0.00	0.00	0.00	0.00	
10E040	1120	5500	61	000000	ERMS Computer Equipment	0.00	0.00	0.00	0.00	0.00	
10E040	1120	5500	80	000000	ERMS Band & Chorus Equip	900.00	0.00	0.00	0.00	900.00	
10E120	1120	5500	00	120000	LAPTOP GRANT EQUIP	0.00	0.00	0.00	0.00	0.00	
10E---	1120	5---	--	-----		3,900.00	0.00	1,959.08	0.00	900.00	1,040.92
10E110	1125	1100	00	110000	Pre K Teacher Salary	153,254.00	15,325.38	91,952.28	0.00	61,301.72	
10E210	1125	1100	00	210000	Roe Pre K Teach Salary	19,400.00	1,622.68	12,902.00	0.00	6,498.00	
10E510	1125	1100	00	510000	Pre K Teacher Salary	20,309.00	0.00	20,308.80	0.00	0.20	
10E110	1125	1110	00	110000	Pre K Aide Salary	43,674.00	4,367.38	26,204.28	0.00	17,469.72	
10E210	1125	1110	00	210000	ROE Pre K Aide Salary	9,505.00	795.26	6,322.48	0.00	3,182.52	
10E510	1125	1110	00	510000	Pre K Aide Salary	5,706.00	0.00	5,706.24	0.00	-0.24	
10E110	1125	1200	00	110000	Pre K Sub Teach Salary	2,500.00	340.00	2,252.50	0.00	247.50	
10E210	1125	1200	00	210000	ROE Pre K Sub Teach Sal	255.00	85.00	340.00	0.00	-85.00	
10E510	1125	1200	00	510000	Pre K Sub Teach Salary	0.00	0.00	0.00	0.00	0.00	
10E110	1125	1210	00	110000	Pre K Sub Aide Salary	8,500.00	735.01	7,504.77	0.00	995.23	
10E210	1125	1210	00	210000	ROE Pre K Sub Aide Sal	200.00	0.00	59.50	0.00	140.50	
10E510	1125	1210	00	510000	Pre K Sub Aide Salary	0.00	0.00	0.00	0.00	0.00	
10E---	1125	1---	--	-----		263,303.00	23,270.71	173,552.85	0.00	89,750.15	
10E110	1125	2110	00	110000	Pre K TRS	21,500.00	2,347.45	14,090.11	0.00	7,409.89	
10E210	1125	2110	00	210000	ROE Pre K TRS	2,350.00	257.03	1,540.17	0.00	809.83	
10E510	1125	2110	00	510000	Pre K TRS	11.00	0.00	10.43	0.00	0.57	
10E110	1125	2130	00	110000		0.00	0.00	0.00	0.00	0.00	
10E210	1125	2130	00	210000		0.00	0.00	0.00	0.00	0.00	

72

				Account Level	2014-15	February 2014-15	2014-15	2014-15	Encumbered	2014-15
FDTLOC	FUNC	OBJ	SJ	Description	Budget	Monthly Activity	FYTD Activity	Batch Activity	Amount	Available Funds
10E110	1125	2200	00	110000 Pre K Ins Ben	17,452.00	2,179.00	10,905.00	0.00	0.00	6,547.00
10E210	1125	2200	00	210000 ROE Pre K Ins Ben	2,593.00	218.10	1,719.80	0.00	0.00	873.20
10E510	1125	2200	00	510000 Pre K Ins Ben	2,465.00	0.00	2,464.80	0.00	0.00	0.20
10E---	1125	2---	--	-----	46,371.00	5,001.58	30,730.31	0.00	0.00	15,640.69
10E110	1125	4100	00	110000 Pre K Supplies	19,218.00	0.00	8,381.34	0.00	456.58	10,380.08
10E210	1125	4100	00	210000 ROE Pre K Supplies	0.00	0.00	0.00	0.00	0.00	0.00
10E510	1125	4100	00	510000 Pre K Supplies	0.00	0.00	0.00	0.00	0.00	0.00
10E---	1125	4---	--	-----	19,218.00	0.00	8,381.34	0.00	456.58	10,380.08
10E050	1130	1100	00	000000 ERHS Teacher Salary	1,268,141.00	131,850.14	826,655.14	0.00	0.00	441,485.86
10E160	1130	1100	00	160000 Ed Jobs Fund Sal	0.00	0.00	0.00	0.00	0.00	0.00
10E050	1130	1110	00	000000 ERHS Aide/Asst Sal	15,930.00	-20,192.72	7,964.88	0.00	0.00	7,965.12
10E050	1130	1200	00	000000 ERHS Sub Teach Sal	23,000.00	5,669.94	19,603.88	0.00	0.00	3,396.12
10E050	1130	1210	00	000000 ERHS Sub Aide/Asst Sal	150.00	0.00	0.00	0.00	0.00	150.00
10E050	1130	1300	00	000000 ERHS Remedial Tutoring	500.00	0.00	22.00	0.00	0.00	478.00
10E---	1130	1---	--	-----	1,307,721.00	117,327.36	854,245.90	0.00	0.00	453,475.10
10E050	1130	2110	00	000000 ERHS Teach TRS	161,000.00	17,494.46	108,832.37	0.00	0.00	52,167.63
10E160	1130	2110	00	160000 Ed Jobs Fund TRS	0.00	0.00	0.00	0.00	0.00	0.00
10E050	1130	2200	00	000000 ERHS Ins Benefit	143,645.00	11,749.02	95,921.50	0.00	0.00	47,723.50
10E160	1130	2200	00	160000 Ed Jobs Fund Ben	0.00	0.00	0.00	0.00	0.00	0.00
10E---	1130	2---	--	-----	304,645.00	29,243.48	204,753.87	0.00	0.00	99,891.13
10E050	1130	3190	00	000000 ERHS Purchase Serv	9,000.00	0.00	8,721.33	0.00	52.00	226.67
10E050	1130	3190	06	000000 ERHS Foreign Lang P/S	0.00	0.00	0.00	0.00	0.00	0.00
10E050	1130	3190	12	000000 ERHS Vocal Music Pur Ser	1,310.00	0.00	612.00	0.00	455.00	243.00
10E050	1130	3190	13	000000 ERHS Science Pur Serv	200.00	0.00	95.00	0.00	0.00	105.00
10E050	1130	3190	50	000000 ERHS PE Purchase Serv	0.00	0.00	0.00	0.00	0.00	0.00
10E050	1130	3190	60	000000 ERHS Ren Scholarship	500.00	0.00	0.00	0.00	0.00	500.00
10E050	1130	3190	80	000000 ERHS Instr Music Pur Ser	900.00	0.00	195.00	0.00	330.00	375.00
10E050	1130	3230	00	000000 ERHS Repair/Maint	825.00	325.98	718.82	0.00	0.00	106.18
10E050	1130	3230	02	000000 ERHS Art Rep/Maint	0.00	0.00	0.00	0.00	0.00	0.00
10E050	1130	3230	13	000000 ERHS Science Rep/Maint	675.00	0.00	570.25	0.00	0.00	104.75
10E050	1130	3230	61	000000 ERHS Computer Rep/Maint	1,000.00	0.00	147.50	0.00	352.50	500.00
10E050	1130	3230	80	000000 ERHS Instr Mus Rep/Maint	5,500.00	0.00	75.15	0.00	0.00	5,424.85
10E050	1130	3240	00	000000 ERHS Copier Repair Only	1,000.00	90.00	288.00	0.00	712.00	0.00
10E050	1130	3260	00	000000 ERHS Postage	8,000.00	0.00	0.00	0.00	0.00	8,000.00
10E050	1130	3310	80	000000 ERHS Summer Band Trip	0.00	0.00	0.00	0.00	0.00	0.00
10E050	1130	3320	00	000000 ERHS Travel	3,000.00	0.00	229.78	0.00	0.00	2,770.22
10E050	1130	3320	12	000000 ERHS Vocal Travel	500.00	41.63	131.63	0.00	0.00	368.37
10E050	1130	3320	80	000000 ERHS Band Travel	145.00	0.00	145.00	0.00	0.00	0.00
10E050	1130	3400	00	000000 ERHS Internet	6,000.00	545.06	2,156.86	0.00	3,043.14	800.00
10E---	1130	3---	--	-----	38,555.00	1,002.67	14,086.32	0.00	4,944.64	19,524.04

73

				Account Level	2014-15	February 2014-15	2014-15	2014-15	Encumbered	2014-15
FDTLOC	FUNC	OBJ	SJ	Description	Budget	Monthly Activity	FYTD Activity	Batch Activity	Amount	Available Funds
10E050	1130	4100	00 000000	ERHS Gen Clsrm Supplies	24,525.00	421.94	7,798.81	0.00	671.28	16,054.91
10E050	1130	4100	02 000000	ERHS Art Supplies	5,400.00	180.25	5,134.04	0.00	65.96	200.00
10E050	1130	4100	06 000000	ERHS Foreign Lang Supp	500.00	65.00	425.83	0.00	66.80	7.37
10E050	1130	4100	08 000000	ERHS Health Supplies	0.00	0.00	0.00	0.00	0.00	0.00
10E050	1130	4100	11 000000	ERHS Math Supplies	2,900.00	0.00	1,883.58	0.00	699.49	316.93
10E050	1130	4100	12 000000	ERHS Vocal Music Supp	1,090.00	2.25	632.90	0.00	457.10	0.00
10E050	1130	4100	13 000000	ERHS Science Supplies	4,900.00	26.33	4,377.70	0.00	189.58	332.72
10E050	1130	4100	15 000000	ERHS Social Studies Supp	1,215.00	122.15	579.29	0.00	635.71	0.00
10E050	1130	4100	28 000000	ERHS Communications Supp	810.00	0.00	331.02	0.00	148.98	330.00
10E050	1130	4100	50 000000	ERHS PE Supplies	2,750.00	0.00	1,752.93	0.00	804.93	192.14
10E050	1130	4100	60 000000	ERHS Renaissance Supp	3,000.00	0.00	0.00	0.00	0.00	3,000.00
10E050	1130	4100	61 000000	ERHS Computer Supplies	5,000.00	779.68	2,213.76	0.00	394.86	2,391.38
10E050	1130	4100	80 000000	ERHS Instrum Music Supp	2,223.00	79.57	1,170.86	0.00	115.64	936.50
10E050	1130	4100	90 000000	ERHS TRANSITION	2,000.00	0.00	0.00	0.00	0.00	2,000.00
10E050	1130	4120	00 000000	ERHS Read 180 Supplies	0.00	0.00	0.00	0.00	0.00	0.00
10E050	1130	4130	00 000000	ERHS ID Badge Supplies	100.00	0.00	0.00	0.00	0.00	100.00
10E050	1130	4140	00 000000	ERHS Temp Badge Supp	100.00	0.00	0.00	0.00	0.00	100.00
10E050	1130	4200	00 000000	ERHS New Textbooks	500.00	0.00	0.00	0.00	0.00	500.00
10E050	1130	4210	00 000000	ERHS Replacement Textbks	7,000.00	993.90	2,004.62	0.00	0.00	4,995.38
10E050	1130	4220	00 000000	ERHS Wrkbks	5,500.00	0.00	5,301.87	0.00	0.00	198.13
10E050	1130	4240	00 000000	ERHS Copier Paper/Toner	10,000.00	110.00	1,740.20	0.00	1,365.00	6,894.80
10E050	1130	4400	06 000000	Foreign Language Subscrptns	0.00	0.00	0.00	0.00	0.00	0.00
10E050	1130	4700	00 000000	ERHS Software	3,000.00	0.00	1,818.99	0.00	0.00	1,181.01
10E050	1130	4900	00 000000	ERHS Student Locks	1,000.00	0.00	0.00	0.00	0.00	1,000.00
10E050	1130	4910	00 000000	ERHS PE UNIFORMS	8,000.00	1,140.00	6,423.50	0.00	0.00	1,576.50
10E---	1130	4---	--	-----	91,513.00	3,921.07	43,589.90	0.00	5,615.33	42,307.77
10E050	1130	5500	00 000000	ERHS Equipment	1,000.00	0.00	0.00	0.00	0.00	1,000.00
10E050	1130	5500	02 000000	ERHS Art Equipment	0.00	0.00	0.00	0.00	0.00	0.00
10E050	1130	5500	61 000000	ERHS Computer Equipment	0.00	0.00	0.00	0.00	0.00	0.00
10E050	1130	5500	80 000000	ERHS Instru Music Equipment	6,257.00	0.00	6,257.00	0.00	0.00	0.00
10E---	1130	5---	--	-----	7,257.00	0.00	6,257.00	0.00	0.00	1,000.00
10E570	1140	1110	00 570000	Read Impr TA Sal	0.00	0.00	0.00	0.00	0.00	0.00
10E---	1140	1---	--	-----	0.00	0.00	0.00	0.00	0.00	0.00
10E570	1140	2200	00 570000	Read Impr Ins Ben Prior	0.00	0.00	0.00	0.00	0.00	0.00
10E---	1140	2---	--	-----	0.00	0.00	0.00	0.00	0.00	0.00
10E570	1140	4200	00 570000	Reading Improv Books	0.00	0.00	0.00	0.00	0.00	0.00
10E---	1140	4---	--	-----	0.00	0.00	0.00	0.00	0.00	0.00
10E330	1170	1100	00 330000	TITLE II TEACH QUAL SAL	58,773.00	5,877.24	35,263.44	0.00	0.00	23,509.56
10E530	1170	1100	00 530000	Title II Teach Sal	5,879.00	0.00	5,878.92	0.00	0.00	0.08
10E330	1170	1200	00 330000	Title II sub salary	1,000.00	170.00	935.00	0.00	0.00	65.00

74

Account Level				2014-15	February 2014-15	2014-15	2014-15	Encumbered	2014-15	
FDTLOC	FUNC	OBJ	SJ	Description	Budget	Monthly Activity	FYTD Activity	Batch Activity	Amount	Available Funds
10E530	1170	1200	00	530000 Title II sub salary	0.00	0.00	0.00	0.00	0.00	0.00
10E---	1170	1---	--	-----	65,652.00	6,047.24	42,077.36	0.00	0.00	23,574.64
10E330	1170	2110	00	330000 TITLE II TEACH QUAL TRS	34,050.00	3,813.56	22,739.42	0.00	0.00	11,310.58
10E530	1170	2110	00	530000 Title II Teach TRS	0.00	0.00	0.00	0.00	0.00	0.00
10E330	1170	2200	00	330000 TITLE II TEACH QUAL INS BEN	8,700.00	870.00	5,220.00	0.00	0.00	3,480.00
10E530	1170	2200	00	530000 Title II Ins Ben	820.00	0.00	820.00	0.00	0.00	0.00
10E---	1170	2---	--	-----	43,570.00	4,683.56	28,779.42	0.00	0.00	14,790.58
10E710	1180	4100	00	710000 Elem Career Supplies	1,542.00	0.00	0.00	0.00	0.00	1,542.00
10E---	1180	4---	--	-----	1,542.00	0.00	0.00	0.00	0.00	1,542.00
10E---	11--	----	--	-----	7,174,174.71	614,599.29	4,538,620.94	2,467.70	42,653.25	2,590,432.82
10E140	1203	1100	00	140000 EMH Teacher Sal	0.00	0.00	0.00	0.00	0.00	0.00
10E140	1203	1110	00	140000 EMH Aide/Asst Sal	0.00	0.00	0.00	0.00	0.00	0.00
10E140	1203	1200	00	140000 EMH Sub Teach Sal	0.00	0.00	0.00	0.00	0.00	0.00
10E140	1203	1210	00	140000 EMH Sub Aide/Asst Sal	0.00	0.00	0.00	0.00	0.00	0.00
10E---	1203	1---	--	-----	0.00	0.00	0.00	0.00	0.00	0.00
10E140	1203	2110	00	140000 EMH Teacher TRS	0.00	0.00	0.00	0.00	0.00	0.00
10E140	1203	2200	00	140000 EMH Insurance Ben	0.00	0.00	0.00	0.00	0.00	0.00
10E---	1203	2---	--	-----	0.00	0.00	0.00	0.00	0.00	0.00
10E920	1203	3320	00	920000 EMH Travel	0.00	0.00	0.00	0.00	0.00	0.00
10E---	1203	3---	--	-----	0.00	0.00	0.00	0.00	0.00	0.00
10E920	1203	4100	00	920000 EMH Supplies	0.00	0.00	0.00	0.00	0.00	0.00
10E920	1203	4200	00	920000 EMH Textbks	0.00	0.00	0.00	0.00	0.00	0.00
10E920	1203	4220	00	920000 EMH Workbooks	0.00	0.00	0.00	0.00	0.00	0.00
10E---	1203	4---	--	-----	0.00	0.00	0.00	0.00	0.00	0.00
10E920	1203	5500	00	920000 EMH Equipment	0.00	0.00	0.00	0.00	0.00	0.00
10E---	1203	5---	--	-----	0.00	0.00	0.00	0.00	0.00	0.00
10E140	1204	1110	00	140000 Prsnl Aide/Asst Sal	37,906.00	2,904.80	23,994.32	0.00	0.00	13,911.68
10E140	1204	1210	00	140000 Prsnl Aide/Ast Sub Sal	5,000.00	163.63	2,826.26	0.00	0.00	2,173.74
10E---	1204	1---	--	-----	42,906.00	3,068.43	26,820.58	0.00	0.00	16,085.42
10E140	1204	2130	00	140000	0.00	0.00	0.00	0.00	0.00	0.00
10E140	1204	2200	00	140000 Prsnl Aide/Ast Ins Ben	6,748.00	437.20	4,962.30	0.00	0.00	1,785.70
10E---	1204	2---	--	-----	6,748.00	437.20	4,962.30	0.00	0.00	1,785.70
10E140	1205	1100	00	140000 LD Teacher Sal	518,501.00	40,205.96	342,951.88	0.00	0.00	175,549.12
10E140	1205	1110	00	140000 LD Aide/Asst Sal	0.00	0.00	0.00	0.00	0.00	0.00
10E140	1205	1200	00	140000 LD Sub Teacher Sal	7,175.00	680.00	5,822.50	0.00	0.00	1,352.50
10E140	1205	1210	00	140000 LD Sub Aide/Asst Sal	0.00	0.00	0.00	0.00	0.00	0.00
10E140	1205	1300	00	140000 LATE STAY SALARIES	4,000.00	258.50	1,028.50	0.00	0.00	2,971.50
10E---	1205	1---	--	-----	529,676.00	41,144.46	349,802.88	0.00	0.00	179,873.12
10E140	1205	2110	00	140000 LD Teacher TRS	63,760.00	6,815.92	43,316.51	0.00	0.00	20,443.49
10E140	1205	2200	00	140000 LD Insurance Ben	37,739.00	3,047.40	25,549.30	0.00	0.00	12,189.70

75

Account Level				2014-15	February 2014-15	2014-15	2014-15	Encumbered	2014-15	
FDTLOC	FUNC	OBJ	SJ	Description	Budget	Monthly Activity	FYTD Activity	Batch Activity	Amount	Available Funds
10E---	1205	2---	--	-----	101,499.00	9,863.32	68,865.81	0.00	0.00	32,633.19
10E920	1205	3190	00	920000 LD Speaker Fee	0.00	0.00	0.00	0.00	0.00	0.00
10E920	1205	3320	00	920000 LD Travel	100.00	0.00	0.00	0.00	0.00	100.00
10E---	1205	3---	--	-----	100.00	0.00	0.00	0.00	0.00	100.00
10E920	1205	4100	00	920000 LD Self Cont Supp	0.00	0.00	0.00	0.00	0.00	0.00
10E920	1205	4110	00	920000 LD Inclusion Supplies	2,565.00	144.50	440.22	0.00	104.84	2,019.94
10E920	1205	4200	00	920000 LD Self Cont Txtbks	0.00	0.00	0.00	0.00	0.00	0.00
10E920	1205	4220	00	920000 LD Inclus Wkbks	0.00	0.00	0.00	0.00	0.00	0.00
10E---	1205	4---	--	-----	2,565.00	144.50	440.22	0.00	104.84	2,019.94
10E920	1205	5500	00	920000 LD Equipment	0.00	0.00	0.00	0.00	0.00	0.00
10E---	1205	5---	--	-----	0.00	0.00	0.00	0.00	0.00	0.00
10E280	1206	1110	00	280000 Visual Aide Salary	0.00	0.00	0.00	0.00	0.00	0.00
10E280	1206	1210	00	280000 Visual Aide Sub Sal	0.00	0.00	0.00	0.00	0.00	0.00
10E---	1206	1---	--	-----	0.00	0.00	0.00	0.00	0.00	0.00
10E280	1206	2200	00	280000 Visual Aide Ins Ben	0.00	0.00	0.00	0.00	0.00	0.00
10E---	1206	2---	--	-----	0.00	0.00	0.00	0.00	0.00	0.00
10E920	1206	4100	00	920000 Visual Imp Supplies	240.00	0.00	0.00	0.00	50.00	190.00
10E---	1206	4---	--	-----	240.00	0.00	0.00	0.00	50.00	190.00
10E920	1206	5500	00	920000 Visual Equipment	0.00	0.00	0.00	0.00	0.00	0.00
10E---	1206	5---	--	-----	0.00	0.00	0.00	0.00	0.00	0.00
10E920	1207	3230	00	920000 Hearing Imprd Rep/Maint	500.00	0.00	0.00	0.00	0.00	500.00
10E---	1207	3---	--	-----	500.00	0.00	0.00	0.00	0.00	500.00
10E920	1207	4100	00	920000 Hearing Imprd Supplies	100.00	0.00	0.00	0.00	0.00	100.00
10E---	1207	4---	--	-----	100.00	0.00	0.00	0.00	0.00	100.00
10E920	1207	5500	00	920000 Hearing Equipment	1,500.00	0.00	1,939.00	0.00	0.00	-439.00
10E---	1207	5---	--	-----	1,500.00	0.00	1,939.00	0.00	0.00	-439.00
10E920	1212	4100	00	920000 ERHS ED Supp	300.00	0.00	11.45	0.00	113.55	175.00
10E---	1212	4---	--	-----	300.00	0.00	11.45	0.00	113.55	175.00
10E280	1213	1100	00	280000 Homebound Teach Sal	9,000.00	2,002.00	6,457.00	0.00	0.00	2,543.00
10E---	1213	1---	--	-----	9,000.00	2,002.00	6,457.00	0.00	0.00	2,543.00
10E280	1213	2110	00	280000 Homebound Teach TRS	1,000.00	266.63	625.92	0.00	0.00	374.08
10E---	1213	2---	--	-----	1,000.00	266.63	625.92	0.00	0.00	374.08
10E920	1213	3190	00	920000 Homebound Pur Service	0.00	0.00	0.00	0.00	0.00	0.00
10E920	1213	3320	00	920000 Homebound Travel	2,050.00	431.26	977.82	118.46	0.00	953.72
10E---	1213	3---	--	-----	2,050.00	431.26	977.82	118.46	0.00	953.72
10E140	1216	1100	00	140000 Autism Cert Sal	0.00	0.00	0.00	0.00	0.00	0.00
10E280	1216	1110	00	280000 Autism Aide Sal	87,240.00	7,502.43	56,340.93	0.00	0.00	30,899.07
10E280	1216	1210	00	280000 Autism Sub Aide Sal	12,000.00	803.25	3,934.00	0.00	0.00	8,066.00
10E---	1216	1---	--	-----	99,240.00	8,305.68	60,274.93	0.00	0.00	38,965.07
10E140	1216	2110	00	140000 Autism TRS	0.00	0.00	0.00	0.00	0.00	0.00

76

Account Level				2014-15	February 2014-15	2014-15	2014-15	Encumbered	2014-15	
FDTLOC	FUNC	OBJ	SJ	Description	Budget	Monthly Activity	FYTD Activity	Batch Activity	Amount	Available Funds
10E280	1216	2130	00	280000	0.00	0.00	0.00	0.00	0.00	0.00
10E140	1216	2200	00	140000	0.00	0.00	0.00	0.00	0.00	0.00
10E280	1216	2200	00	280000	17,705.00	1,598.60	10,876.30	0.00	0.00	6,828.70
10E---	1216	2---	--	-----	17,705.00	1,598.60	10,876.30	0.00	0.00	6,828.70
10E920	1216	3190	00	920000	9,000.00	0.00	0.00	0.00	0.00	9,000.00
10E920	1216	3320	00	920000	1,200.00	0.00	0.00	0.00	0.00	1,200.00
10E---	1216	3---	--	-----	10,200.00	0.00	0.00	0.00	0.00	10,200.00
10E920	1216	4100	00	920000	6,000.00	67.27	2,820.28	0.00	864.26	2,315.46
10E920	1216	4220	00	920000	0.00	0.00	0.00	0.00	0.00	0.00
10E920	1216	4700	00	920000	400.00	0.00	0.00	0.00	0.00	400.00
10E---	1216	4---	--	-----	6,400.00	67.27	2,820.28	0.00	864.26	2,715.46
10E140	1220	1100	00	140000	368,135.00	31,578.72	241,988.76	0.00	0.00	126,146.24
10E140	1220	1110	00	140000	107,642.00	10,072.63	67,464.94	0.00	0.00	40,177.06
10E140	1220	1200	00	140000	5,500.00	561.00	3,423.50	0.00	0.00	2,076.50
10E140	1220	1210	00	140000	2,400.00	193.38	1,662.39	0.00	0.00	737.61
10E---	1220	1---	--	-----	483,677.00	42,405.73	314,539.59	0.00	0.00	169,137.41
10E140	1220	2110	00	140000	45,000.00	4,976.71	29,817.46	0.00	0.00	15,182.54
10E140	1220	2130	00	140000	0.00	0.00	0.00	0.00	0.00	0.00
10E140	1220	2200	00	140000	60,685.00	5,369.00	38,777.00	0.00	0.00	21,908.00
10E---	1220	2---	--	-----	105,685.00	10,345.71	68,594.46	0.00	0.00	37,090.54
10E920	1220	3190	00	920000	5,500.00	342.00	5,729.80	0.00	0.00	-229.80
10E920	1220	3320	00	920000	1,600.00	0.00	12.32	0.00	0.00	1,587.68
10E---	1220	3---	--	-----	7,100.00	342.00	5,742.12	0.00	0.00	1,357.88
10E920	1220	4100	00	920000	2,960.00	127.94	1,559.49	0.00	603.64	796.87
10E920	1220	4100	61	000000	500.00	0.00	0.00	0.00	0.00	500.00
10E920	1220	4200	00	920000	500.00	0.00	433.57	0.00	0.00	66.43
10E920	1220	4220	00	920000	0.00	0.00	0.00	0.00	0.00	0.00
10E920	1220	4700	00	000000	16,875.00	0.00	1,100.00	0.00	0.00	15,775.00
10E---	1220	4---	--	-----	20,835.00	127.94	3,093.06	0.00	603.64	17,138.30
10E920	1220	5500	00	920000	0.00	0.00	0.00	0.00	0.00	0.00
10E---	1220	5---	--	-----	0.00	0.00	0.00	0.00	0.00	0.00
10E100	1250	1100	00	100000	43,703.00	4,370.24	26,221.44	0.00	0.00	17,481.56
10E500	1250	1100	00	500000	8,527.00	0.00	8,526.20	0.00	0.00	0.80
10E100	1250	1110	00	100000	196,910.00	19,615.36	116,354.74	0.00	0.00	80,555.26
10E500	1250	1110	00	500000	24,547.00	0.00	24,546.64	0.00	0.00	0.36
10E100	1250	1200	00	100000	850.00	0.00	0.00	0.00	0.00	850.00
10E500	1250	1200	00	500000	0.00	0.00	0.00	0.00	0.00	0.00
10E100	1250	1210	00	100000	6,750.00	289.50	5,989.50	0.00	0.00	760.50
10E500	1250	1210	00	500000	0.00	0.00	0.00	0.00	0.00	0.00
10E100	1250	1300	00	100000	24,992.00	4,064.50	11,033.00	0.00	0.00	13,959.00

Account Level				2014-15	February 2014-15	2014-15	2014-15	Encumbered	2014-15	
FDTLOC	FUNC	OBJ	SJ	Description	Budget	Monthly Activity	FYTD Activity	Batch Activity	Amount	Available Funds
10E500	1250	1300	00	500000 Title I Tutor Sal	2,288.00	0.00	2,288.00	0.00	0.00	0.00
10E100	1250	1310	00	100000 Title I N/C Tutoring	9,600.00	2,777.29	7,504.76	0.00	0.00	2,095.24
10E500	1250	1310	00	500000 Title I Tutor Aide Sal	616.00	0.00	616.00	0.00	0.00	0.00
10E---	1250	1---	--	-----	318,783.00	31,116.89	203,080.28	0.00	0.00	115,702.72
10E100	1250	2110	00	100000 Title I Teacher TRS	37,000.00	4,775.47	22,205.69	0.00	0.00	14,794.31
10E500	1250	2110	00	500000 Title I TRS	1,105.00	0.00	1,104.67	0.00	0.00	0.33
10E100	1250	2130	00	100000	0.00	0.00	0.00	0.00	0.00	0.00
10E100	1250	2200	00	100000 Title I Insurance Ben	32,519.00	3,416.30	18,835.10	0.00	0.00	13,683.90
10E500	1250	2200	00	500000 Title I Ins Ben Prior	4,110.00	0.00	4,109.60	0.00	0.00	0.40
10E---	1250	2---	--	-----	74,734.00	8,191.77	46,255.06	0.00	0.00	28,478.94
10E100	1250	3190	00	100000 Title I Pur Serv	100.00	0.00	0.00	0.00	0.00	100.00
10E500	1250	3190	00	500000 Title I Pur Serv	0.00	0.00	0.00	0.00	0.00	0.00
10E---	1250	3---	--	-----	100.00	0.00	0.00	0.00	0.00	100.00
10E100	1250	4100	00	100000 Title I Supplies	39,275.00	2,096.08	21,368.95	0.00	1,747.54	16,158.51
10E500	1250	4100	00	500000 Title I Supp	43,582.00	0.00	43,581.89	0.00	-33,972.96	33,973.07
10E---	1250	4---	--	-----	82,857.00	2,096.08	64,950.84	0.00	-32,225.42	50,131.58
10E---	12--	----	--	-----	1,925,500.00	161,955.47	1,241,129.90	118.46	-30,489.13	714,740.77
10E050	1400	1100	00	000000 ERHS Voc Teach Sal	455,670.00	45,561.74	267,015.91	0.00	0.00	188,654.09
10E390	1400	1100	00	390000 Vocational Tutor Sal	1,538.00	0.00	0.00	0.00	0.00	1,538.00
10E490	1400	1100	00	490000 AG Incent Sal	1,500.00	242.00	869.00	0.00	0.00	631.00
10E050	1400	1110	00	000000 BT Salaries	6,500.00	0.00	4,637.04	0.00	0.00	1,862.96
10E050	1400	1200	00	000000 ERHS Voc Sub Teach Sal	8,000.00	2,358.18	5,350.68	0.00	0.00	2,649.32
10E---	1400	1---	--	-----	473,208.00	48,161.92	277,872.63	0.00	0.00	195,335.37
10E050	1400	2110	00	000000 ERHS Voc TRS	59,500.00	7,037.55	37,484.68	0.00	0.00	22,015.32
10E490	1400	2110	00	490000 AG Incent TRS	178.00	28.69	103.02	0.00	0.00	74.98
10E390	1400	2130	00	390000	0.00	0.00	0.00	0.00	0.00	0.00
10E050	1400	2200	00	000000 ERHS Voc Ins Benefit	40,570.00	3,627.40	24,614.10	0.00	0.00	15,955.90
10E390	1400	2200	00	390000 Vocational Tutor Ins Ben	183.00	0.00	0.00	0.00	0.00	183.00
10E---	1400	2---	--	-----	100,431.00	10,693.64	62,201.80	0.00	0.00	38,229.20
10E050	1400	3140	00	000000 ERHS Voc OCC Mech Class	1,075.00	0.00	0.00	0.00	0.00	1,075.00
10E050	1400	3190	00	000000 ERHS Voc Pur Serv	0.00	0.00	132.00	0.00	0.00	-132.00
10E050	1400	3190	01	000000 ERHS Ag Entry Fees	520.00	0.00	122.00	32.00	488.00	-122.00
10E050	1400	3190	07	000000 ERHS Health Pur Serv	116.00	-58.00	-910.00	0.00	0.00	1,026.00
10E050	1400	3190	10	000000 ERHS Inc Occ Pur Serv	1,200.00	89.51	534.60	0.00	465.40	200.00
10E390	1400	3190	00	390000 Perkins Pur Serv	7,000.00	0.00	6,993.00	0.00	0.00	7.00
10E490	1400	3190	00	490000 ERHS AG Grant Pur Serv	0.00	0.00	0.00	0.00	0.00	0.00
10E050	1400	3230	00	000000 ERHS Gen Voc Rep/Maint	0.00	0.00	0.00	0.00	0.00	0.00
10E050	1400	3230	01	000000 ERHS Ag Repair/Maint	229.00	0.00	58.00	0.00	171.00	0.00
10E050	1400	3230	09	000000 ERHS FACS Rep/Main	400.00	0.00	0.00	0.00	0.00	400.00
10E050	1400	3230	10	000000 ERHS Ind Occ Rep/Maint	0.00	0.00	0.00	0.00	0.00	0.00

78

Account Level				2014-15	February 2014-15	2014-15	2014-15	Encumbered	2014-15	
FDTLOC	FUNC	OBJ	SJ	Description	Budget	Monthly Activity	FYTD Activity	Batch Activity	Amount	Available Funds
10E050	1400	3230	61 000000	ERHS Comp Lab Rep/Maint	1,000.00	0.00	0.00	0.00	0.00	1,000.00
10E050	1400	3320	00 000000	Voc Ed Tvl-General	5,000.00	0.00	487.14	0.00	0.00	4,512.86
10E050	1400	3320	01 000000	ERHS Ag Travel	500.00	20.44	219.19	0.00	0.00	280.81
10E050	1400	3320	07 000000	ERHS Health Occ Travel	330.00	0.00	0.00	0.00	0.00	330.00
10E050	1400	3320	14 000000	ERHS Business Travel	0.00	0.00	0.00	0.00	0.00	0.00
10E390	1400	3320	00 390000	Perkins Travel	2,000.00	0.00	0.00	0.00	0.00	2,000.00
10E540	1400	3320	00 540000	Tech Prep Trav	0.00	0.00	0.00	0.00	0.00	0.00
10E---	1400	3---	-- -----		19,370.00	51.95	7,635.93	32.00	1,124.40	10,577.67
10E050	1400	4100	00 000000	ERHS Vocational Supp	8,960.00	126.00	2,323.80	0.00	0.00	6,636.20
10E050	1400	4100	01 000000	ERHS Ag Supplies	9,801.00	869.14	4,273.90	0.00	5,664.93	-137.83
10E050	1400	4100	07 000000	ERHS Health Occ Supplies	1,250.00	0.00	-1,211.98	0.00	203.22	2,258.76
10E050	1400	4100	09 000000	ERHS Home Ec Supp	6,500.00	345.86	2,728.53	0.00	3,692.19	79.28
10E050	1400	4100	10 000000	ERHS Ind Occ Supplies	7,500.00	613.22	6,202.53	0.00	771.03	526.44
10E050	1400	4100	14 000000	ERHS Business Supplies	4,600.00	0.00	1,876.32	0.00	2,726.38	-2.70
10E050	1400	4100	61 000000	ERHS Computer Lab Supp	51,856.00	0.00	48,019.35	0.00	240.00	3,596.65
10E390	1400	4100	00 390000	Perkins Grant Supp	9,250.00	0.00	552.34	0.00	3,106.00	5,591.66
10E490	1400	4100	00 490000	ERHS AG Grant Supplies	0.00	0.00	0.00	0.00	0.00	0.00
10E540	1400	4100	00 540000	Federal Tech Prep Supp	0.00	0.00	0.00	0.00	0.00	0.00
10E050	1400	4110	09 000000	ERHS FACS SUPPLIES	0.00	0.00	0.00	0.00	0.00	0.00
10E050	1400	4200	00 000000	ERHS New Textbooks	1,000.00	0.00	0.00	0.00	0.00	1,000.00
10E050	1400	4210	00 000000	ERHS Voc Replcmt Txbkbs	1,000.00	0.00	0.00	0.00	0.00	1,000.00
10E050	1400	4220	00 000000	ERHS Voc Wrkbks	1,000.00	0.00	0.00	0.00	0.00	1,000.00
10E050	1400	4400	00 000000	Vocational Subscriptions	0.00	0.00	0.00	0.00	0.00	0.00
10E050	1400	4400	01 000000	Voc Ed-Ag Subscriptions	500.00	0.00	0.00	0.00	500.00	0.00
10E050	1400	4400	09 000000	ERHS Home Ec Subscriptions	100.00	0.00	0.00	0.00	0.00	100.00
10E050	1400	4400	10 000000	ERHS Ind Occ Subscription Renwl	100.00	0.00	0.00	0.00	0.00	100.00
10E050	1400	4700	00 000000	ERHS Voc Software	4,000.00	0.00	0.00	0.00	0.00	4,000.00
10E050	1400	4700	09 000000	Voc Ed-FACS Dept Software	0.00	0.00	0.00	0.00	0.00	0.00
10E---	1400	4---	-- -----		107,417.00	1,954.22	64,764.79	0.00	16,903.75	25,748.46
10E050	1400	5500	00 000000	ERHS VOC Equipment	0.00	0.00	0.00	0.00	0.00	0.00
10E050	1400	5500	01 000000	ERHS Ag Equipment	0.00	0.00	0.00	0.00	0.00	0.00
10E050	1400	5500	09 000000	ERHS Home Ec Equip	0.00	0.00	0.00	0.00	0.00	0.00
10E050	1400	5500	10 000000	ERHS Ind Occ Equip	0.00	0.00	0.00	0.00	0.00	0.00
10E050	1400	5500	14 000000	ERHS Voc Busns Equip	0.00	0.00	0.00	0.00	0.00	0.00
10E050	1400	5500	17 000000	ERHS Voc Mod Tech Equip	0.00	0.00	0.00	0.00	0.00	0.00
10E050	1400	5500	33 000000	VOC AG WELDING EQUIP	0.00	0.00	0.00	0.00	0.00	0.00
10E050	1400	5500	61 000000	ERHS VOC Computer Equipment	27,090.00	0.00	12,400.00	0.00	0.00	14,690.00
10E380	1400	5500	00 380000	Voc Ed Tech Prep Equip	0.00	0.00	0.00	0.00	0.00	0.00
10E390	1400	5500	00 390000	Perkins Equip	4,500.00	0.00	3,990.18	0.00	0.00	509.82
10E490	1400	5500	00 490000	Ag Grant Equip	1,538.00	0.00	0.00	0.00	0.00	1,538.00

79



Account Level				2014-15	February 2014-15	2014-15	2014-15	Encumbered	2014-15	
FDTLOC	FUNC	OBJ	SJ	Description	Budget	Monthly Activity	FYTD Activity	Batch Activity	Amount	Available Funds
10E050	1510	3320	00 000000	ERHS Cheerldr Travel	0.00	0.00	0.00	0.00	0.00	0.00
10E---	1510	3---	--		0.00	0.00	0.00	0.00	0.00	0.00
10E050	1510	4100	00 000000	ERHS Cheerldr Supplies	270.00	0.00	0.00	0.00	0.00	270.00
10E---	1510	4---	--		270.00	0.00	0.00	0.00	0.00	270.00
10E050	1511	1100	00 000000	ERHS Golf Coach Sal	3,617.00	0.00	3,616.36	0.00	0.00	0.64
10E---	1511	1---	--		3,617.00	0.00	3,616.36	0.00	0.00	0.64
10E050	1511	2110	00 000000	ERHS Golf Coach TRS	429.00	0.00	428.70	0.00	0.00	0.30
10E---	1511	2---	--		429.00	0.00	428.70	0.00	0.00	0.30
10E050	1511	3190	00 000000	ERHS Golf Part Exp	300.00	0.00	150.00	0.00	0.00	150.00
10E050	1511	3320	00 000000	ERHS Golf Trav	0.00	0.00	0.00	0.00	0.00	0.00
10E---	1511	3---	--		300.00	0.00	150.00	0.00	0.00	150.00
10E050	1511	4100	00 000000	ERHS Golf Supplies	300.00	0.00	0.00	0.00	0.00	300.00
10E---	1511	4---	--		300.00	0.00	0.00	0.00	0.00	300.00
10E050	1512	1100	00 000000	ERHS X Cntry Sal	6,576.00	0.00	6,575.20	0.00	0.00	0.80
10E050	1512	1120	00 000000	ERHS X C Workers	50.00	0.00	111.00	0.00	0.00	-61.00
10E---	1512	1---	--		6,626.00	0.00	6,686.20	0.00	0.00	-60.20
10E050	1512	2110	00 000000	ERHS X Cntry TRS	786.00	0.00	785.53	0.00	0.00	0.47
10E---	1512	2---	--		786.00	0.00	785.53	0.00	0.00	0.47
10E050	1512	3190	00 000000	ERHS X C Part Exp	600.00	0.00	557.00	0.00	0.00	43.00
10E050	1512	3320	00 000000	Cross Country Travel	0.00	0.00	0.00	0.00	0.00	0.00
10E---	1512	3---	--		600.00	0.00	557.00	0.00	0.00	43.00
10E050	1512	4100	00 000000	ERHS X C Supplies	300.00	0.00	300.00	0.00	0.00	0.00
10E---	1512	4---	--		300.00	0.00	300.00	0.00	0.00	0.00
10E050	1513	1100	00 000000	ERHS Dance Team Coach	1,452.00	0.00	725.74	0.00	0.00	726.26
10E---	1513	1---	--		1,452.00	0.00	725.74	0.00	0.00	726.26
10E050	1513	2110	00 000000	ERHS Dance TRS	0.00	0.00	0.00	0.00	0.00	0.00
10E050	1513	2200	00 000000		0.00	-0.21	0.00	0.00	0.00	0.00
10E---	1513	2---	--		0.00	-0.21	0.00	0.00	0.00	0.00
10E050	1513	4100	00 000000	ERHS Dance Team Supp	270.00	0.00	0.00	0.00	249.50	20.50
10E---	1513	4---	--		270.00	0.00	0.00	0.00	249.50	20.50
10E050	1520	1100	00 000000	ERHS Girls Tennis Coach	2,903.00	0.00	2,902.96	0.00	0.00	0.04
10E---	1520	1---	--		2,903.00	0.00	2,902.96	0.00	0.00	0.04
10E050	1520	2110	00 000000	ERHS Girls Tennis TRS	0.00	0.00	0.00	0.00	0.00	0.00
10E---	1520	2---	--		0.00	0.00	0.00	0.00	0.00	0.00
10E050	1520	3190	00 000000	ERHS Grls Tns Part Exp	150.00	0.00	110.00	0.00	0.00	40.00
10E050	1520	3320	00 000000	ERHS Girls Tennis Tvl	0.00	0.00	0.00	0.00	0.00	0.00
10E---	1520	3---	--		150.00	0.00	110.00	0.00	0.00	40.00
10E050	1520	4100	00 000000	ERHS Grls Tns Supplies	250.00	0.00	250.00	0.00	0.00	0.00
10E---	1520	4---	--		250.00	0.00	250.00	0.00	0.00	0.00
10E050	1521	1100	00 000000	ERHS Vlybl Coach Salary	6,576.00	0.00	6,575.20	0.00	0.00	0.80

Account Level				2014-15	February 2014-15	2014-15	2014-15	Encumbered	2014-15	
FDTLOC	FUNC	OBJ	SJ	Description	Budget	Monthly Activity	FYTD Activity	Batch Activity	Amount	Available Funds
10E050	1521	1120	00 000000	ERHS Vlybl Game Wrks Sal	657.00	0.00	657.00	0.00	0.00	0.00
10E---	1521	1---	--		7,233.00	0.00	7,232.20	0.00	0.00	0.80
10E050	1521	2110	00 000000	ERHS Vlybl Coach TRS	785.00	0.00	784.79	0.00	0.00	0.21
10E---	1521	2---	--		785.00	0.00	784.79	0.00	0.00	0.21
10E050	1521	3100	00 000000	ERHS Vlybl Officials	880.00	0.00	820.00	0.00	0.00	60.00
10E050	1521	3190	00 000000	ERHS Vlybl Part Exp	750.00	0.00	491.04	0.00	125.00	133.96
10E050	1521	3320	00 000000	ERHS Vlybl Travel	0.00	0.00	0.00	0.00	0.00	0.00
10E---	1521	3---	--		1,630.00	0.00	1,311.04	0.00	125.00	193.96
10E050	1521	4100	00 000000	ERHS Vlybl Supplies	800.00	0.00	587.90	0.00	0.00	212.10
10E---	1521	4---	--		800.00	0.00	587.90	0.00	0.00	212.10
10E050	1521	5400	00 000000	ERHS Vlybl Equipment	0.00	0.00	0.00	0.00	0.00	0.00
10E050	1521	5500	00 000000	ERHS Volleyball Equip	0.00	0.00	0.00	0.00	0.00	0.00
10E---	1521	5---	--		0.00	0.00	0.00	0.00	0.00	0.00
10E050	1522	1100	00 000000	ERHS Girls Bsktbl Coach	12,986.00	0.00	0.00	0.00	0.00	12,986.00
10E050	1522	1120	00 000000	ERHS Grls Bsktbl Wkr Sal	700.00	105.00	207.00	0.00	0.00	493.00
10E---	1522	1---	--		13,686.00	105.00	207.00	0.00	0.00	13,479.00
10E050	1522	2110	00 000000	ERHS Grls Bsktbl Cch TRS	1,600.00	3.92	9.60	0.00	0.00	1,590.40
10E---	1522	2---	--		1,600.00	3.92	9.60	0.00	0.00	1,590.40
10E050	1522	3100	00 000000	ERHS Grls Bsktbl Offical	2,370.00	765.00	2,295.00	0.00	0.00	75.00
10E050	1522	3190	00 000000	ERHS Grls Bsktbl Part Exp	500.00	246.00	371.00	0.00	0.00	129.00
10E050	1522	3320	00 000000	ERHS Grls Bsktbl Travel	0.00	0.00	0.00	0.00	0.00	0.00
10E---	1522	3---	--		2,870.00	1,011.00	2,666.00	0.00	0.00	204.00
10E050	1522	4100	00 000000	ERHS Grls Bsktbl Supp	1,500.00	0.00	1,417.92	0.00	0.00	82.08
10E---	1522	4---	--		1,500.00	0.00	1,417.92	0.00	0.00	82.08
10E050	1523	1100	00 000000	ERHS Grls Trck Coach Sal	3,288.00	0.00	0.00	0.00	0.00	3,288.00
10E050	1523	1120	00 000000	ERHS Girls Track Workers	100.00	0.00	0.00	0.00	0.00	100.00
10E---	1523	1---	--		3,388.00	0.00	0.00	0.00	0.00	3,388.00
10E050	1523	2110	00 000000	ERHS Girls Track TRS	400.00	0.00	0.00	0.00	0.00	400.00
10E---	1523	2---	--		400.00	0.00	0.00	0.00	0.00	400.00
10E050	1523	3100	00 000000	ERHS Grls Trck Official	125.00	0.00	50.00	0.00	0.00	75.00
10E050	1523	3190	00 000000	ERHS Grls Trck Part Exp	500.00	0.00	100.00	0.00	0.00	400.00
10E050	1523	3320	00 000000	ERHS Grls Trck Travel	0.00	0.00	0.00	0.00	0.00	0.00
10E---	1523	3---	--		625.00	0.00	150.00	0.00	0.00	475.00
10E050	1523	4100	00 000000	ERHS Grls Trck Supplies	750.00	568.78	568.78	0.00	0.00	181.22
10E---	1523	4---	--		750.00	568.78	568.78	0.00	0.00	181.22
10E050	1524	1100	00 000000	ERHS Grls Sftbl Cch Sal	7,891.00	0.00	0.00	0.00	0.00	7,891.00
10E---	1524	1---	--		7,891.00	0.00	0.00	0.00	0.00	7,891.00
10E050	1524	2110	00 000000	ERHS Grls Sftbl Cch TRS	936.00	0.00	0.00	0.00	0.00	936.00
10E---	1524	2---	--		936.00	0.00	0.00	0.00	0.00	936.00
10E050	1524	3100	00 000000	ERHS Grls Sftbl Official	2,910.00	0.00	650.00	0.00	0.00	2,260.00

20

Account Level				2014-15	February 2014-15	2014-15	2014-15	Encumbered	2014-15	
FDTLOC	FUNC	OBJ	SJ	Description	Budget	Monthly Activity	FYTD Activity	Batch Activity	Amount	Available Funds
10E050	1524	3190	00 000000	ERHS Grls Sftbl Part Exp	180.00	0.00	0.00	0.00	0.00	180.00
10E050	1524	3320	00 000000	ERHS Grls Sftbl Travel	0.00	0.00	0.00	0.00	0.00	0.00
10E---	1524	3---	--		3,090.00	0.00	650.00	0.00	0.00	2,440.00
10E050	1524	4100	00 000000	ERHS Grls Sftbl Supplies	1,500.00	714.35	714.35	0.00	7.80	777.85
10E---	1524	4---	--		1,500.00	714.35	714.35	0.00	7.80	777.85
10E050	1525	1100	00 000000	ERHS Girls Soccer Coach	4,253.00	0.00	0.00	0.00	0.00	4,253.00
10E050	1525	1120	00 000000	ERHS GIRLS SOCCER TICK	100.00	0.00	0.00	0.00	0.00	100.00
10E---	1525	1---	--		4,353.00	0.00	0.00	0.00	0.00	4,353.00
10E050	1525	2110	00 000000	ERHS Girls Soccer TRS	120.00	0.00	0.00	0.00	0.00	120.00
10E---	1525	2---	--		120.00	0.00	0.00	0.00	0.00	120.00
10E050	1525	3100	00 000000	ERHS Girls Soccer Officl	800.00	0.00	300.00	0.00	0.00	500.00
10E050	1525	3190	00 000000	ERHS Girls Sccr Part Exp	600.00	0.00	0.00	0.00	0.00	600.00
10E050	1525	3320	00 000000	ERHS Girls Sccr Trav	0.00	0.00	0.00	0.00	0.00	0.00
10E---	1525	3---	--		1,400.00	0.00	300.00	0.00	0.00	1,100.00
10E050	1525	4100	00 000000	ERHS Girls Soccer Supp	1,050.00	0.00	21.00	0.00	318.61	710.39
10E---	1525	4---	--		1,050.00	0.00	21.00	0.00	318.61	710.39
10E050	1530	1100	00 000000	ERHS Boys Tns Coach Sal	2,903.00	0.00	0.00	0.00	0.00	2,903.00
10E---	1530	1---	--		2,903.00	0.00	0.00	0.00	0.00	2,903.00
10E050	1530	2110	00 000000	ERHS Boys Tns Cch TRS	0.00	0.00	0.00	0.00	0.00	0.00
10E---	1530	2---	--		0.00	0.00	0.00	0.00	0.00	0.00
10E050	1530	3190	00 000000	ERHS Boys Tns Part Exp	180.00	0.00	75.00	0.00	0.00	105.00
10E050	1530	3320	00 000000	ERHS Boys Tn Trav	0.00	0.00	0.00	0.00	0.00	0.00
10E---	1530	3---	--		180.00	0.00	75.00	0.00	0.00	105.00
10E050	1530	4100	00 000000	ERHS Boys Tns Supplies	250.00	0.00	0.00	0.00	0.00	250.00
10E---	1530	4---	--		250.00	0.00	0.00	0.00	0.00	250.00
10E050	1531	1100	00 000000	ERHS Ftbl Coach Sal	20,865.00	0.00	20,864.27	0.00	0.00	0.73
10E050	1531	1120	00 000000	ERHS Ftbl Game Wrks	1,131.00	0.00	1,131.00	0.00	0.00	0.00
10E---	1531	1---	--		21,996.00	0.00	21,995.27	0.00	0.00	0.73
10E050	1531	2110	00 000000	ERHS Ftbl Coach TRS	1,597.00	0.00	1,596.15	0.00	0.00	0.85
10E---	1531	2---	--		1,597.00	0.00	1,596.15	0.00	0.00	0.85
10E050	1531	3100	00 000000	ERHS Ftbl Officials	2,460.00	0.00	1,500.00	0.00	0.00	960.00
10E050	1531	3190	00 000000	ERHS Ftbl Part Exp	850.00	0.00	660.36	0.00	0.00	189.64
10E050	1531	3230	00 000000	ERHS Ftbl Recond Equip	2,500.00	0.00	2,500.00	0.00	0.00	0.00
10E050	1531	3320	00 000000	ERHS Ftbl Travel	0.00	0.00	0.00	0.00	0.00	0.00
10E050	1531	3800	00 000000	ERHS Ftbl Insurance	0.00	0.00	0.00	0.00	0.00	0.00
10E---	1531	3---	--		5,810.00	0.00	4,660.36	0.00	0.00	1,149.64
10E050	1531	4100	00 000000	ERHS Ftbl Supplies	5,500.00	0.00	5,500.00	0.00	0.00	0.00
10E---	1531	4---	--		5,500.00	0.00	5,500.00	0.00	0.00	0.00
10E050	1532	1100	00 000000	ERHS Boys Bsktb Cch Sal	13,951.00	0.00	0.00	0.00	0.00	13,951.00
10E050	1532	1120	00 000000	ERHS Boys Bsktb Wrk Sal	1,100.00	120.00	153.00	0.00	0.00	947.00

CS

Account Level				2014-15	February 2014-15	2014-15	2014-15	Encumbered	2014-15	
FDTLOC	FUNC	OBJ	SJ	Description	Budget	Monthly Activity	FYTD Activity	Batch Activity	Amount	Available Funds
10E---	1532	1---	--		15,051.00	120.00	153.00	0.00	0.00	14,898.00
10E050	1532	2110	00	000000 ERHS Boys Bsktb TRS	1,350.00	8.89	12.80	0.00	0.00	1,337.20
10E---	1532	2---	--		1,350.00	8.89	12.80	0.00	0.00	1,337.20
10E050	1532	3100	00	000000 ERHS Boys Bsktb Official	3,320.00	980.00	3,030.00	0.00	0.00	290.00
10E050	1532	3190	00	000000 ERHS Boys Bsktb Part Exp	600.00	417.00	480.00	0.00	0.00	120.00
10E050	1532	3320	00	000000 ERHS Boys Bsktb Travel	0.00	0.00	0.00	0.00	0.00	0.00
10E---	1532	3---	--		3,920.00	1,397.00	3,510.00	0.00	0.00	410.00
10E050	1532	4100	00	000000 ERHS Boys Bsktb Supplies	1,500.00	0.00	1,500.00	0.00	0.00	0.00
10E---	1532	4---	--		1,500.00	0.00	1,500.00	0.00	0.00	0.00
10E050	1533	1100	00	000000 ERHS Boys Tck Coach Sal	5,918.00	0.00	0.00	0.00	0.00	5,918.00
10E050	1533	1110	00	000000 ERHS Boys Track Wrkrs Salary	350.00	0.00	0.00	0.00	0.00	350.00
10E---	1533	1---	--		6,268.00	0.00	0.00	0.00	0.00	6,268.00
10E050	1533	2110	00	000000 ERHS Boys Tck Coach TRS	752.00	0.00	0.00	0.00	0.00	752.00
10E---	1533	2---	--		752.00	0.00	0.00	0.00	0.00	752.00
10E050	1533	3100	00	000000 ERHS Boys Tck Officials	75.00	0.00	75.00	0.00	0.00	0.00
10E050	1533	3190	00	000000 ERHS Boys Trck Part Exp	600.00	0.00	100.00	0.00	0.00	500.00
10E050	1533	3320	00	000000 ERHS Boys Trck Travel	0.00	0.00	0.00	0.00	0.00	0.00
10E---	1533	3---	--		675.00	0.00	175.00	0.00	0.00	500.00
10E050	1533	4100	00	000000 ERHS Boys Trck Supplies	750.00	200.00	200.00	0.00	0.00	550.00
10E---	1533	4---	--		750.00	200.00	200.00	0.00	0.00	550.00
10E050	1533	5500	00	000000 ERHS Boys Track Equipment	0.00	0.00	0.00	0.00	0.00	0.00
10E---	1533	5---	--		0.00	0.00	0.00	0.00	0.00	0.00
10E050	1534	1100	00	000000 ERHS Boys Basebl Cch Sal	7,891.00	0.00	0.00	0.00	0.00	7,891.00
10E050	1534	1120	00	000000 ERHS Baseball Workers	150.00	0.00	0.00	0.00	0.00	150.00
10E---	1534	1---	--		8,041.00	0.00	0.00	0.00	0.00	8,041.00
10E050	1534	2110	00	000000 ERHS Boys Basebl TRS	975.00	0.00	0.00	0.00	0.00	975.00
10E---	1534	2---	--		975.00	0.00	0.00	0.00	0.00	975.00
10E050	1534	3100	00	000000 ERHS Boys Bsbl Official	2,610.00	0.00	650.00	0.00	0.00	1,960.00
10E050	1534	3190	00	000000 ERHS Boys Bsbl Part Exp	0.00	0.00	0.00	0.00	0.00	0.00
10E050	1534	3320	00	000000 ERHS Boys Bsbl Travel	0.00	0.00	0.00	0.00	0.00	0.00
10E---	1534	3---	--		2,610.00	0.00	650.00	0.00	0.00	1,960.00
10E050	1534	4100	00	000000 ERHS Boys Bsbl Supplies	1,500.00	1,315.77	1,500.00	0.00	0.00	0.00
10E---	1534	4---	--		1,500.00	1,315.77	1,500.00	0.00	0.00	0.00
10E050	1536	1100	00	000000 ERHS Soccer Coach Sal	3,890.00	0.00	3,889.24	0.00	0.00	0.76
10E---	1536	1---	--		3,890.00	0.00	3,889.24	0.00	0.00	0.76
10E050	1536	2110	00	000000 ERHS Soccer Coach TRS	117.00	0.00	116.91	0.00	0.00	0.09
10E---	1536	2---	--		117.00	0.00	116.91	0.00	0.00	0.09
10E050	1536	3100	00	000000 ERHS Soccer Officials	1,200.00	0.00	1,100.00	0.00	0.00	100.00
10E050	1536	3190	00	000000 ERHS Soccer Part Exp	410.00	0.00	0.00	0.00	300.00	110.00
10E050	1536	3320	00	000000 ERHS Soccer Travel	0.00	0.00	0.00	0.00	0.00	0.00

84

Account Level				2014-15	February 2014-15	2014-15	2014-15	Encumbered	2014-15	
FDTLOC	FUNC	OBJ	SJ	Description	Budget	Monthly Activity	FYTD Activity	Batch Activity	Amount	Available Funds
10E---	1536	3---	--		1,610.00	0.00	1,100.00	0.00	300.00	210.00
10E050	1536	4100	00	000000 ERHS Soccer Supplies	1,200.00	0.00	279.96	0.00	515.70	404.34
10E---	1536	4---	--		1,200.00	0.00	279.96	0.00	515.70	404.34
10E040	1540	1100	00	000000 ERMS A D Sal	3,992.00	0.00	0.00	0.00	0.00	3,992.00
10E---	1540	1---	--		3,992.00	0.00	0.00	0.00	0.00	3,992.00
10E040	1540	2110	00	000000 ERMS A D TRS	0.00	0.00	0.00	0.00	0.00	0.00
10E040	1540	2200	00	000000	0.00	0.00	0.00	0.00	0.00	0.00
10E---	1540	2---	--		0.00	0.00	0.00	0.00	0.00	0.00
10E040	1540	3190	00	000000 ERMS AD Pur Serv	150.00	0.00	0.00	0.00	0.00	150.00
10E040	1540	3320	00	000000 ERMS A D Travel	100.00	0.00	0.00	0.00	0.00	100.00
10E040	1540	3910	00	000000 ERMS A D State Plyoffs	150.00	215.87	215.87	0.00	0.00	-65.87
10E---	1540	3---	--		400.00	215.87	215.87	0.00	0.00	184.13
10E040	1540	4100	00	000000 ERMS A D Supplies	200.00	0.00	57.33	0.00	12.67	130.00
10E040	1540	4110	00	000000 ERMS A D Awards	1,000.00	0.00	25.20	0.00	60.00	914.80
10E---	1540	4---	--		1,200.00	0.00	82.53	0.00	72.67	1,044.80
10E040	1540	6400	00	000000 ERMS A D Dues/Fees	1,130.00	0.00	1,050.00	0.00	210.00	-130.00
10E---	1540	6---	--		1,130.00	0.00	1,050.00	0.00	210.00	-130.00
10E040	1550	1100	00	000000 ERMS Chrlldr Spons Sal	3,448.00	0.00	0.00	0.00	0.00	3,448.00
10E---	1550	1---	--		3,448.00	0.00	0.00	0.00	0.00	3,448.00
10E040	1550	2110	00	000000 ERMS Chrlldr Spons TRS	0.00	0.00	0.00	0.00	0.00	0.00
10E---	1550	2---	--		0.00	0.00	0.00	0.00	0.00	0.00
10E040	1550	3190	00	000000 ERMS Chrlldr Part Exp	0.00	0.00	0.00	0.00	0.00	0.00
10E040	1550	3320	00	000000 ERMS Chrlldr Travel	0.00	0.00	0.00	0.00	0.00	0.00
10E---	1550	3---	--		0.00	0.00	0.00	0.00	0.00	0.00
10E040	1550	4100	00	000000 ERMS Chrlldr Supplies	100.00	0.00	0.00	0.00	0.00	100.00
10E---	1550	4---	--		100.00	0.00	0.00	0.00	0.00	100.00
10E040	1550	6400	00	000000 ERMS Chrlldr Dues/Fees	0.00	0.00	0.00	0.00	0.00	0.00
10E---	1550	6---	--		0.00	0.00	0.00	0.00	0.00	0.00
10E040	1551	1100	00	000000 ERMS X-Cntry Coach Sal	3,629.00	0.00	3,628.70	0.00	0.00	0.30
10E---	1551	1---	--		3,629.00	0.00	3,628.70	0.00	0.00	0.30
10E040	1551	2110	00	000000 ERMS X-Cntry Coach TRS	0.00	0.00	0.00	0.00	0.00	0.00
10E---	1551	2---	--		0.00	0.00	0.00	0.00	0.00	0.00
10E040	1551	3190	00	000000 ERMS X-Cntry Part Exp	0.00	0.00	0.00	0.00	0.00	0.00
10E040	1551	3320	00	000000 ERMS X-Cntry Travel	0.00	0.00	0.00	0.00	0.00	0.00
10E---	1551	3---	--		0.00	0.00	0.00	0.00	0.00	0.00
10E040	1551	4100	00	000000 ERMS X-Cntry Supplies	300.00	5.00	262.41	0.00	0.00	37.59
10E---	1551	4---	--		300.00	5.00	262.41	0.00	0.00	37.59
10E040	1551	6400	00	000000 ERMS X-Cntry Dues/Fees	0.00	0.00	0.00	0.00	0.00	0.00
10E---	1551	6---	--		0.00	0.00	0.00	0.00	0.00	0.00
10E040	1560	1100	00	000000 ERMS Grls Bsktbl Cch Sal	6,895.00	6,894.53	6,894.53	0.00	0.00	0.47

CS



Account Level				2014-15	February 2014-15	2014-15	2014-15	Encumbered	2014-15	
FDTLOC	FUNC	OBJ	SJ	Description	Budget	Monthly Activity	FYTD Activity	Batch Activity	Amount	Available Funds
10E---	1562	6---	--	-----	0.00	0.00	0.00	0.00	0.00	0.00
10E040	1570	1100	00	000000 ERMS Boys Bsktb Cch Sal	8,334.00	0.00	0.00	0.00	0.00	8,334.00
10E040	1570	1120	00	000000 ERMS Boys Bsktb Wrk Sal	900.00	1,300.00	1,585.50	0.00	0.00	-685.50
10E---	1570	1---	--	-----	9,234.00	1,300.00	1,585.50	0.00	0.00	7,648.50
10E040	1570	2110	00	000000 ERMS Boys Bsktb Cch TRS	500.00	26.09	48.90	0.00	0.00	451.10
10E040	1570	2130	00	000000	0.00	0.00	0.00	0.00	0.00	0.00
10E---	1570	2---	--	-----	500.00	26.09	48.90	0.00	0.00	451.10
10E040	1570	3100	00	000000 ERMS Boys Bsktb Official	1,800.00	798.00	1,338.00	0.00	0.00	462.00
10E040	1570	3190	00	000000 ERMS Boys Bsktb Part Exp	0.00	0.00	0.00	0.00	0.00	0.00
10E040	1570	3320	00	000000 ERMS Boys Bsktb Travel	0.00	0.00	0.00	0.00	0.00	0.00
10E---	1570	3---	--	-----	1,800.00	798.00	1,338.00	0.00	0.00	462.00
10E040	1570	4100	00	000000 ERMS Boys Bsktb Supplies	2,200.00	0.00	705.40	0.00	436.00	1,058.60
10E---	1570	4---	--	-----	2,200.00	0.00	705.40	0.00	436.00	1,058.60
10E040	1570	6400	00	000000 ERMS Boys Bsktb Due/Fees	0.00	0.00	0.00	0.00	0.00	0.00
10E---	1570	6---	--	-----	0.00	0.00	0.00	0.00	0.00	0.00
10E040	1571	1100	00	000000 ERMS Boys Trk Coach Sal	5,675.00	0.00	0.00	0.00	0.00	5,675.00
10E---	1571	1---	--	-----	5,675.00	0.00	0.00	0.00	0.00	5,675.00
10E040	1571	2110	00	000000 ERMS Boys Trk Coach TRS	200.00	0.00	0.00	0.00	0.00	200.00
10E---	1571	2---	--	-----	200.00	0.00	0.00	0.00	0.00	200.00
10E040	1571	3100	00	000000 ERMS Boys Trk Officials	2,650.00	0.00	126.00	0.00	0.00	2,524.00
10E040	1571	3190	00	000000 ERMS Boys Trk Part Exp	0.00	0.00	0.00	0.00	0.00	0.00
10E040	1571	3320	00	000000 ERMS Boys Trk Travel	0.00	0.00	0.00	0.00	0.00	0.00
10E---	1571	3---	--	-----	2,650.00	0.00	126.00	0.00	0.00	2,524.00
10E040	1571	4100	00	000000 ERMS Boys Trk Supplies	1,500.00	0.00	0.00	0.00	285.00	1,215.00
10E---	1571	4---	--	-----	1,500.00	0.00	0.00	0.00	285.00	1,215.00
10E040	1571	6400	00	000000 ERMS Boys Trk Dues/Fees	0.00	0.00	0.00	0.00	0.00	0.00
10E---	1571	6---	--	-----	0.00	0.00	0.00	0.00	0.00	0.00
10E050	1572	1100	00	000000 ERHS Wrestling Coach	4,740.00	0.00	0.00	0.00	0.00	4,740.00
10E050	1572	1120	00	000000 HS Wrestling Workers Sal	200.00	0.00	18.00	0.00	0.00	182.00
10E---	1572	1---	--	-----	4,940.00	0.00	18.00	0.00	0.00	4,922.00
10E050	1572	2110	00	000000 ERHS Wrestling TRS	400.00	0.00	0.00	0.00	0.00	400.00
10E---	1572	2---	--	-----	400.00	0.00	0.00	0.00	0.00	400.00
10E050	1572	3100	00	000000 HS Wrestling Officials	700.00	0.00	1,075.00	0.00	0.00	-375.00
10E050	1572	3190	00	000000 ERHS Wrestling Entry Fees	750.00	15.00	690.00	0.00	0.00	60.00
10E050	1572	3320	00	000000 ERHS Wrestling Travel	0.00	0.00	0.00	0.00	0.00	0.00
10E---	1572	3---	--	-----	1,450.00	15.00	1,765.00	0.00	0.00	-315.00
10E040	1572	4100	00	000000 Wrestling Supplies	0.00	0.00	0.00	0.00	0.00	0.00
10E050	1572	4100	00	000000 ERHS Wrestling Supp	600.00	46.25	600.00	0.00	0.00	0.00
10E---	1572	4---	--	-----	600.00	46.25	600.00	0.00	0.00	0.00
10E040	1575	1100	00	000000 ERMS Yearbook Spons Sal	2,302.00	191.78	1,531.96	0.00	0.00	770.04

037

Account Level				2014-15	February 2014-15	2014-15	2014-15	Encumbered	2014-15	
FDTLOC	FUNC	OBJ	SJ	Description	Budget	Monthly Activity	FYTD Activity	Batch Activity	Amount	Available Funds
10E---	1575	1---	--	-----	2,302.00	191.78	1,531.96	0.00	0.00	770.04
10E040	1575	2110	00	000000	ERMS Yearbook Spons TRS	273.00	30.32	181.92	0.00	91.08
10E---	1575	2---	--	-----	273.00	30.32	181.92	0.00	0.00	91.08
10E040	1576	1100	00	000000	ERMS Student Council Sp	1,973.00	164.38	1,313.08	0.00	659.92
10E---	1576	1---	--	-----	1,973.00	164.38	1,313.08	0.00	0.00	659.92
10E040	1576	2110	00	000000	ERMS Student Council TRS	234.00	25.98	155.88	0.00	78.12
10E---	1576	2---	--	-----	234.00	25.98	155.88	0.00	0.00	78.12
10E050	1580	1100	00	000000	ERHS Schlstc Bwl Cch Sal	2,302.00	0.00	0.00	0.00	2,302.00
10E---	1580	1---	--	-----	2,302.00	0.00	0.00	0.00	0.00	2,302.00
10E050	1580	2110	00	000000	ERHS Schlstc Bwl TRS	273.00	0.00	0.00	0.00	273.00
10E---	1580	2---	--	-----	273.00	0.00	0.00	0.00	0.00	273.00
10E050	1580	3190	00	000000	ERHS Schlstc Bwl Pur Ser	600.00	0.00	310.91	0.00	289.09
10E050	1580	3320	00	000000	ERHS Schlstc Bwl Travel	0.00	0.00	0.00	0.00	0.00
10E---	1580	3---	--	-----	600.00	0.00	310.91	0.00	0.00	289.09
10E050	1580	4100	00	000000	ERHS Schlstc Bwl Supp	0.00	0.00	0.00	0.00	0.00
10E---	1580	4---	--	-----	0.00	0.00	0.00	0.00	0.00	0.00
10E050	1582	1100	00	000000	ERHS Drama Spons Salary	9,206.00	0.00	9,205.28	0.00	0.72
10E---	1582	1---	--	-----	9,206.00	0.00	9,205.28	0.00	0.00	0.72
10E050	1582	2110	00	000000	ERHS Drama Spons TRS	1,092.00	0.00	1,091.25	0.00	0.75
10E050	1582	2130	00	000000		0.00	0.00	0.00	0.00	0.00
10E050	1582	2200	00	000000		0.00	0.00	0.00	0.00	0.00
10E---	1582	2---	--	-----	1,092.00	0.00	1,091.25	0.00	0.00	0.75
10E050	1582	3190	00	000000	ERHS Drama Pur Serv	0.00	0.00	725.74	0.00	-725.74
10E---	1582	3---	--	-----	0.00	0.00	725.74	0.00	0.00	-725.74
10E050	1583	1100	00	000000	ERHS Mrch Bnd Dir Sal	6,304.00	575.32	4,543.06	0.00	1,760.94
10E050	1583	1110	00	000000	ERHS Band Camp Sal	1,200.00	0.00	1,200.00	0.00	0.00
10E---	1583	1---	--	-----	7,504.00	575.32	5,743.06	0.00	0.00	1,760.94
10E050	1583	2110	00	000000	ERHS Mrch Bnd Dir TRS	1,000.00	90.94	687.89	0.00	312.11
10E---	1583	2---	--	-----	1,000.00	90.94	687.89	0.00	0.00	312.11
10E050	1583	3190	00	000000	ERHS Mrch Bnd Part Exp	2,675.00	700.00	2,700.00	0.00	-25.00
10E---	1583	3---	--	-----	2,675.00	700.00	2,700.00	0.00	0.00	-25.00
10E050	1583	5500	00	000000	HS Band Uniforms	6,000.00	0.00	0.00	0.00	6,000.00
10E---	1583	5---	--	-----	6,000.00	0.00	0.00	0.00	0.00	6,000.00
10E050	1584	1100	00	000000	ERHS Chorus Spons Sal	0.00	0.00	0.00	0.00	0.00
10E---	1584	1---	--	-----	0.00	0.00	0.00	0.00	0.00	0.00
10E050	1585	1100	00	000000	ERHS Jr Cls Spons Sal	4,382.00	246.58	2,019.08	0.00	2,362.92
10E---	1585	1---	--	-----	4,382.00	246.58	2,019.08	0.00	0.00	2,362.92
10E050	1585	2110	00	000000	ERHS Jr Cls Spons TRS	500.00	38.96	233.76	0.00	266.24
10E---	1585	2---	--	-----	500.00	38.96	233.76	0.00	0.00	266.24
10E050	1586	1100	00	000000	ERHS Yrbk Spons Sal	1,644.00	136.98	1,094.20	0.00	549.80

Account Level				2014-15	February 2014-15	2014-15	2014-15	Encumbered	2014-15	
FDTLOC	FUNC	OBJ	SJ	Description	Budget	Monthly Activity	FYTD Activity	Batch Activity	Amount	Available Funds
10E---	1586	1---	--		1,644.00	136.98	1,094.20	0.00	0.00	549.80
10E050	1586	2110	00	000000 ERHS Yrbk Spons TRS	195.00	21.64	129.84	0.00	0.00	65.16
10E---	1586	2---	--		195.00	21.64	129.84	0.00	0.00	65.16
10E050	1586	4100	00	000000 HS Yearbook Supplies	0.00	0.00	0.00	0.00	0.00	0.00
10E---	1586	4---	--		0.00	0.00	0.00	0.00	0.00	0.00
10E050	1588	1100	00	000000 ERHS X-Curr Sprvsn Sal	200.00	0.00	25.00	0.00	0.00	175.00
10E---	1588	1---	--		200.00	0.00	25.00	0.00	0.00	175.00
10E050	1588	2110	00	000000 ERHS X-Curr Sprvsn TRS	25.00	0.00	2.96	0.00	0.00	22.04
10E---	1588	2---	--		25.00	0.00	2.96	0.00	0.00	22.04
10E050	1589	1100	00	000000 ERHS Stdnt Cncl Sal	2,631.00	226.66	1,935.26	0.00	0.00	695.74
10E---	1589	1---	--		2,631.00	226.66	1,935.26	0.00	0.00	695.74
10E050	1589	2110	00	000000 ERHS Stdnt Cncl TRS	312.00	35.82	188.44	0.00	0.00	123.56
10E---	1589	2---	--		312.00	35.82	188.44	0.00	0.00	123.56
10E050	1590	1110	00	000000 ERHS Rifle/Drill Sal	3,030.00	287.28	2,296.52	0.00	0.00	733.48
10E---	1590	1---	--		3,030.00	287.28	2,296.52	0.00	0.00	733.48
10E050	1590	2130	00	000000	0.00	0.00	0.00	0.00	0.00	0.00
10E---	1590	2---	--		0.00	0.00	0.00	0.00	0.00	0.00
10E050	1590	3320	00	000000 ERHS Rifle/Drill Travel	0.00	0.00	0.00	0.00	0.00	0.00
10E---	1590	3---	--		0.00	0.00	0.00	0.00	0.00	0.00
10E050	1591	1100	00	000000 ERMS Band Director Sal	2,302.00	191.78	1,531.96	0.00	0.00	770.04
10E---	1591	1---	--		2,302.00	191.78	1,531.96	0.00	0.00	770.04
10E040	1591	2110	00	000000 ERMS Band Directors TRS	273.00	30.30	181.80	0.00	0.00	91.20
10E---	1591	2---	--		273.00	30.30	181.80	0.00	0.00	91.20
10E040	1591	3190	00	000000 ERMS Band Pur Serv	0.00	0.00	0.00	0.00	0.00	0.00
10E040	1591	3230	00	000000 ERMS Band Rep/Main	900.00	0.00	857.70	0.00	42.30	0.00
10E---	1591	3---	--		900.00	0.00	857.70	0.00	42.30	0.00
10E040	1591	4100	00	000000 ERMS Music Supp/Parts	900.00	0.00	0.00	0.00	0.00	900.00
10E---	1591	4---	--		900.00	0.00	0.00	0.00	0.00	900.00
10E040	1591	6400	00	000000 ERMS Band Dues/Fees	500.00	132.00	212.00	0.00	0.00	288.00
10E---	1591	6---	--		500.00	132.00	212.00	0.00	0.00	288.00
10E040	1593	1100	00	000000 ERMS Talent Shw Spon Sal	5,261.00	0.00	5,260.16	0.00	0.00	0.84
10E---	1593	1---	--		5,261.00	0.00	5,260.16	0.00	0.00	0.84
10E040	1593	2110	00	000000 ERMS Talent Shw Spon TRS	625.00	0.00	623.57	0.00	0.00	1.43
10E---	1593	2---	--		625.00	0.00	623.57	0.00	0.00	1.43
10E040	1593	4100	00	000000 ERMS Talent Shw Supp	0.00	0.00	0.00	0.00	0.00	0.00
10E---	1593	4---	--		0.00	0.00	0.00	0.00	0.00	0.00
10E040	1594	4100	00	000000 ERMS Drama Supplies	0.00	0.00	0.00	0.00	0.00	0.00
10E---	1594	4---	--		0.00	0.00	0.00	0.00	0.00	0.00
10E040	1598	1100	00	000000 ERMS Dance/Grad Sup Sal	300.00	0.00	155.50	0.00	0.00	144.50
10E---	1598	1---	--		300.00	0.00	155.50	0.00	0.00	144.50

68

Account Level				2014-15	February 2014-15	2014-15	2014-15	Encumbered	2014-15	
FDTLOC	FUNC	OBJ	SJ	Description	Budget	Monthly Activity	FYTD Activity	Batch Activity	Amount	Available Funds
10E040	1598	2110	00 000000	ERMS Dance/Grad TRS	20.00	0.00	18.43	0.00	0.00	1.57
10E---	1598	2---	--		20.00	0.00	18.43	0.00	0.00	1.57
10E040	1599	3320	00 000000	ERMS Olympiad Trav	500.00	0.00	0.00	0.00	0.00	500.00
10E---	1599	3---	--		500.00	0.00	0.00	0.00	0.00	500.00
10E---	15--	----	--		334,223.00	14,613.56	156,578.14	0.00	3,843.43	173,801.43
10E050	1700	1100	00 000000	Driver's Ed Teach Salary	34,525.00	1,745.32	14,233.01	0.00	0.00	20,291.99
10E050	1700	1200	00 000000	Drs Ed Sub Sal	385.00	0.00	0.00	0.00	0.00	385.00
10E---	1700	1---	--		34,910.00	1,745.32	14,233.01	0.00	0.00	20,676.99
10E050	1700	2110	00 000000	Driver's Ed TRS	4,125.00	142.99	932.11	0.00	0.00	3,192.89
10E050	1700	2200	00 000000	Driver's Ed Ins Ben	0.00	0.00	0.00	0.00	0.00	0.00
10E---	1700	2---	--		4,125.00	142.99	932.11	0.00	0.00	3,192.89
10E050	1700	3190	00 000000	Driver's Ed Pur Serv	100.00	0.00	55.00	0.00	50.00	-5.00
10E050	1700	3230	00 000000	Driver's Ed Rep/Maint	1,900.00	0.00	227.00	0.00	1,673.00	0.00
10E050	1700	3320	00 000000	Driver;s Ed Travel	50.00	0.00	0.00	0.00	0.00	50.00
10E050	1700	3600	00 000000	Driver's Ed Printing	0.00	0.00	0.00	0.00	0.00	0.00
10E---	1700	3---	--		2,050.00	0.00	282.00	0.00	1,723.00	45.00
10E050	1700	4100	00 000000	Driver's Ed Supplies	450.00	0.00	266.38	0.00	183.62	0.00
10E050	1700	4210	00 000000	Drvr's Ed Replcmnt Texbks	0.00	0.00	0.00	0.00	0.00	0.00
10E050	1700	4640	00 000000	Driver's Ed Fuel	3,500.00	0.00	0.00	0.00	0.00	3,500.00
10E---	1700	4---	--		3,950.00	0.00	266.38	0.00	183.62	3,500.00
10E---	17--	----	--		45,035.00	1,888.31	15,713.50	0.00	1,906.62	27,414.88
10E550	1900	1110	00 550000	TAOEP TA/Aide Salary	5,629.00	0.00	5,628.56	0.00	0.00	0.44
10E750	1900	1110	00 750000	TAOEP TA/Aide Salary	28,856.00	2,885.52	17,313.12	0.00	0.00	11,542.88
10E550	1900	1200	00 550000		0.00	0.00	0.00	0.00	0.00	0.00
10E550	1900	1210	00 550000	TAOEP Sub TA/Aide Salary	0.00	0.00	0.00	0.00	0.00	0.00
10E750	1900	1210	00 750000	TAOEP Sub Sal	500.00	0.00	0.00	0.00	0.00	500.00
10E---	1900	1---	--		34,985.00	2,885.52	22,941.68	0.00	0.00	12,043.32
10E750	1900	2130	00 750000		0.00	0.00	0.00	0.00	0.00	0.00
10E550	1900	2200	00 550000	TAOEP Ins Ben	823.00	0.00	822.40	0.00	0.00	0.60
10E750	1900	2200	00 750000	TAOEP Ins Ben	4,362.00	436.20	2,617.20	0.00	0.00	1,744.80
10E---	1900	2---	--		5,185.00	436.20	3,439.60	0.00	0.00	1,745.40
10E550	1900	4100	00 550000	TAOEP Supplies	0.00	0.00	0.00	0.00	0.00	0.00
10E750	1900	4100	00 750000	TAOEP Supp	0.00	0.00	0.00	0.00	0.00	0.00
10E---	1900	4---	--		0.00	0.00	0.00	0.00	0.00	0.00
10E010	1911	6700	00 000000	REG ED LINCOLN PRAIRIE	0.00	0.00	0.00	0.00	0.00	0.00
10E010	1911	6710	00 000000	Reg Ed Pavilion Tuition	200.00	200.00	200.00	0.00	0.00	0.00
10E010	1911	6730	00 000000	ALEXIAN BROTHERS BEHAVIORAL HO	0.00	0.00	0.00	0.00	0.00	0.00
10E010	1911	6790	00 000000	LINCOLN PRIARIE BEHAVIORAL HEA	500.00	0.00	500.00	0.00	0.00	0.00
10E---	1911	6---	--		700.00	200.00	700.00	0.00	0.00	0.00
10E260	1912	6700	00 260000	Sp Ed Priv SWANN Tuition	0.00	0.00	0.00	0.00	0.00	0.00

06

Account Level				2014-15	February 2014-15	2014-15	2014-15	Encumbered	2014-15	
FDTLOC	FUNC	OBJ	SJ	Description	Budget	Monthly Activity	FYTD Activity	Batch Activity	Amount	Available Funds
10E010	1912	6710	00	000000	REG ED PAVILION TUIT	0.00	0.00	0.00	0.00	0.00
10E260	1912	6710	00	260000	Sp Ed Priv PAVILION Tuition	0.00	0.00	0.00	0.00	0.00
10E260	1912	6720	00	000000	KEMMERER VILLAGE RM/BD/TUITION	120,000.00	13,627.73	88,813.19	0.00	31,186.81
10E260	1912	6730	00	260000	Sp Ed Salem Children's Home	0.00	0.00	0.00	0.00	0.00
10E260	1912	6740	00	260000	Sp Ed Cunningham Home R/B	0.00	0.00	0.00	0.00	0.00
10E260	1912	6750	00	260000	CUNNINGHAM CHILDREN'S HOME	12,369.00	0.00	12,368.97	0.00	0.03
10E260	1912	6760	00	260000	Swann Tuition	30,000.00	3,327.00	27,121.35	3,160.65	-282.00
10E260	1912	6770	00	260000	STREAMWOOD BEHAVIORAL HEALTHCA	500.00	0.00	210.00	0.00	290.00
10E260	1912	6780	00	260000	SALEM CHILDRENS HOME	25,000.00	3,810.03	11,792.95	3,628.60	9,578.45
10E---	1912	6---	--	-----		187,869.00	20,764.76	140,306.46	6,789.25	40,773.29
10E---	19--	----	--	-----		228,739.00	24,286.48	167,387.74	6,789.25	54,562.01
10E010	2110	1100	00	000000	Social Worker Sal	0.00	0.00	0.00	0.00	0.00
10E550	2110	1100	00	550000	TAOEP Social Wrkr Sal	0.00	0.00	0.00	0.00	0.00
10E750	2110	1100	00	750000	TAOEP Social Worker Sal	20,471.00	0.00	20,471.00	0.00	0.00
10E020	2110	1110	00	000000	ERES Social Workers Sal	0.00	0.00	0.00	0.00	0.00
10E550	2110	1110	00	550000	TAOEP Sec/Intervntst Sal	616.00	0.00	616.00	0.00	0.00
10E750	2110	1110	00	750000	TAOEP Interventionist Sal	4,737.00	0.00	4,737.00	0.00	0.00
10E750	2110	1200	00	750000		0.00	0.00	0.00	0.00	0.00
10E---	2110	1---	--	-----		25,824.00	0.00	25,824.00	0.00	0.00
10E010	2110	2110	00	000000	Social Worker TRS	0.00	0.00	0.00	0.00	0.00
10E550	2110	2110	00	550000	TAOEP TRS	0.00	0.00	0.00	0.00	0.00
10E750	2110	2110	00	750000	TAOEP Social Worker TRS	2,426.00	0.00	2,426.00	0.00	0.00
10E020	2110	2130	00	000000		0.00	0.00	0.00	0.00	0.00
10E750	2110	2130	00	750000		0.00	0.00	0.00	0.00	0.00
10E550	2110	2200	00	550000	TAOEP Ins Ben	0.00	0.00	0.00	0.00	0.00
10E750	2110	2200	00	750000	TAOEP Ins Ben	5,220.00	0.00	5,220.00	0.00	0.00
10E---	2110	2---	--	-----		7,646.00	0.00	7,646.00	0.00	0.00
10E550	2110	3190	00	550000	TAOEP Pur Serv	0.00	0.00	0.00	0.00	0.00
10E750	2110	3190	00	750000	TAOEP Pur Serv	0.00	0.00	0.00	0.00	0.00
10E010	2110	3320	00	000000	Social Worker Travel	0.00	0.00	0.00	0.00	0.00
10E550	2110	3320	00	550000	TAOEP Travel-FY06	0.00	0.00	0.00	0.00	0.00
10E750	2110	3320	00	750000	TAOEP Travel	1,434.00	225.40	973.68	0.00	460.32
10E---	2110	3---	--	-----		1,434.00	225.40	973.68	0.00	460.32
10E020	2120	1100	00	000000	ERES Guidance Sal	48,525.00	4,746.30	29,523.74	0.00	19,001.26
10E040	2120	1100	00	000000	ERMS Guidance Sal	37,132.00	3,520.04	22,918.88	0.00	14,213.12
10E050	2120	1100	00	000000	ERHS Guid Salary SAL	166,068.00	14,104.92	109,502.56	0.00	56,565.44
10E070	2120	1100	00	000000	21st Cent Guid Sal	1,144.00	0.00	1,144.00	0.00	0.00
10E470	2120	1100	00	470000	21st Cent SW Sal	4,928.00	258.50	258.50	0.00	4,669.50
10E050	2120	1110	00	000000	ERHS Guid Sec Salary	18,301.00	1,525.08	12,200.64	0.00	6,100.36
10E050	2120	1210	00	000000	ERHS Guid Sub Sec Sal	200.00	0.00	195.50	0.00	4.50

Account Level				2014-15	February 2014-15	2014-15	2014-15	Encumbered	2014-15	
FDTLOC	FUNC	OBJ	SJ	Description	Budget	Monthly Activity	FYTD Activity	Batch Activity	Amount	Available Funds
10E---	2120	1---	--	-----	276,298.00	24,154.84	175,743.82	0.00	0.00	100,554.18
10E020	2120	2110	00	000000 ERES Guidance TRS	5,766.00	485.84	3,534.32	0.00	0.00	2,231.68
10E040	2120	2110	00	000000 ERMS Guidance TRS	4,457.00	556.38	2,736.28	0.00	0.00	1,720.72
10E050	2120	2110	00	000000 ERHS Guid TRS	22,274.00	2,229.38	13,536.41	0.00	0.00	8,737.59
10E070	2120	2110	00	000000 21st Cent TRS	553.00	0.00	552.31	0.00	0.00	0.69
10E470	2120	2110	00	470000 21st Cent TRS	2,154.00	124.80	124.80	0.00	0.00	2,029.20
10E050	2120	2130	00	000000	0.00	0.00	0.00	0.00	0.00	0.00
10E020	2120	2200	00	000000 ERES Ins Ben	5,220.00	435.00	3,430.00	0.00	0.00	1,790.00
10E040	2120	2200	00	000000 ERMS Guidance Ins Ben	5,220.00	435.00	3,430.00	0.00	0.00	1,790.00
10E050	2120	2200	00	000000 ERHS Guid Ins Ben	15,675.00	1,306.20	9,529.60	0.00	0.00	6,145.40
10E---	2120	2---	--	-----	61,319.00	5,572.60	36,873.72	0.00	0.00	24,445.28
10E010	2120	3140	00	000000 Dist Testing Services	4,000.00	0.00	3,559.00	0.00	0.00	441.00
10E020	2120	3190	00	000000 ERES Guid Pur Serv	0.00	0.00	0.00	0.00	0.00	0.00
10E050	2120	3190	00	000000 ERHS Guid Pur Serv	3,000.00	0.00	0.00	0.00	0.00	3,000.00
10E070	2120	3190	00	000000 Century 21 Grant-Pur Srvcs	0.00	0.00	0.00	0.00	0.00	0.00
10E100	2120	3190	00	100000 Title I CHAT Pur Serv	1,200.00	0.00	0.00	0.00	0.00	1,200.00
10E500	2120	3190	00	500000 Title I Guid Pur Serv CHAT	0.00	0.00	0.00	0.00	0.00	0.00
10E680	2120	3190	00	680000 CHAT Guid Speaker	0.00	0.00	0.00	0.00	0.00	0.00
10E880	2120	3190	00	880000 CHAT #2 JF-Speaker	18,000.00	2,900.00	14,787.99	0.00	0.00	3,212.01
10E050	2120	3230	00	000000 ERHS Guid Rep/Maint	150.00	0.00	0.00	0.00	150.00	0.00
10E050	2120	3240	00	000000 ERHS Guid Copier Repair	250.00	0.00	223.00	0.00	27.00	0.00
10E050	2120	3260	00	000000 ERHS Guid Postage	0.00	0.00	0.00	0.00	0.00	0.00
10E040	2120	3320	00	000000 ERMS Guidance Travel	50.00	0.00	0.00	0.00	0.00	50.00
10E050	2120	3320	00	000000 ERHS Guid Travel	750.00	147.40	147.40	54.63	0.00	547.97
10E070	2120	3320	00	000000 21st Cent Mile	0.00	0.00	0.00	0.00	0.00	0.00
10E470	2120	3320	00	470000 21s Cent Mileage	0.00	0.00	0.00	0.00	0.00	0.00
10E050	2120	3600	00	000000 Guidance Printing	0.00	0.00	0.00	0.00	0.00	0.00
10E---	2120	3---	--	-----	27,400.00	3,047.40	18,717.39	54.63	177.00	8,450.98
10E010	2120	4100	00	000000 Dist Testing Supplies	3,000.00	0.00	0.00	0.00	0.00	3,000.00
10E020	2120	4100	00	000000 ERES Guid Supp	700.00	118.80	118.80	0.00	68.38	512.82
10E040	2120	4100	00	000000 ERMS Guidance Supplies	540.00	183.93	312.17	0.00	111.07	116.76
10E050	2120	4100	00	000000 ERHS Guid Supplies	2,300.00	52.50	1,137.02	0.00	537.98	625.00
10E070	2120	4100	00	000000 21st Cent Supp	0.00	0.00	0.00	0.00	0.00	0.00
10E470	2120	4100	00	470000 21st Cent Guid Supp	150.00	0.00	0.00	0.00	0.00	150.00
10E500	2120	4100	00	500000 Title I Counselor Supp	0.00	0.00	0.00	0.00	0.00	0.00
10E680	2120	4100	00	680000 CHAT Guid Supp	0.00	0.00	0.00	0.00	0.00	0.00
10E880	2120	4100	00	880000 CHAT #2 JF Supplies	9,998.00	50.00	7,192.69	0.00	0.00	2,805.31
10E050	2120	4240	00	000000 ERHS Guid Paper/Toner	350.00	0.00	0.00	0.00	125.00	225.00
10E050	2120	4700	00	000000 ERHS Guid Software	0.00	0.00	0.00	0.00	0.00	0.00
10E---	2120	4---	--	-----	17,038.00	405.23	8,760.68	0.00	842.43	7,434.89

26

Account Level				2014-15	February 2014-15	2014-15	2014-15	Encumbered	2014-15	
FDTLOC	FUNC	OBJ	SJ	Description	Budget	Monthly Activity	FYTD Activity	Batch Activity	Amount	Available Funds
10E050	2120	5500	00 000000	ERHS Gudiance Equipment	1,300.00	0.00	1,095.00	0.00	0.00	205.00
10E---	2120	5---	--		1,300.00	0.00	1,095.00	0.00	0.00	205.00
10E050	2120	6400	00 000000	ERHS Guid Membership/Dues	200.00	0.00	115.00	0.00	65.00	20.00
10E---	2120	6---	--		200.00	0.00	115.00	0.00	65.00	20.00
10E010	2130	1100	00 000000	District Nurse Salary	89,045.00	15,337.94	23,642.12	0.00	0.00	65,402.88
10E010	2130	1200	00 000000	Dist Sub Nurse Sal	850.00	399.50	1,419.50	0.00	0.00	-569.50
10E---	2130	1---	--		89,895.00	15,737.44	25,061.62	0.00	0.00	64,833.38
10E010	2130	2110	00 000000	District Nurse TRS	20,963.00	2,230.62	13,728.47	0.00	0.00	7,234.53
10E010	2130	2130	00 000000		0.00	0.00	0.00	0.00	0.00	0.00
10E010	2130	2200	00 000000	District Nurse Ins Ben	20,895.00	1,741.20	12,909.60	0.00	0.00	7,985.40
10E---	2130	2---	--		41,858.00	3,971.82	26,638.07	0.00	0.00	15,219.93
10E920	2130	3190	00 920000	Dist Immuniz/Reg Fee	4,500.00	0.00	725.00	0.00	4,000.00	-225.00
10E920	2130	3230	00 920000	District Nurse Rep/Maint	200.00	0.00	200.00	0.00	0.00	0.00
10E920	2130	3320	00 920000	District Nurse Travel	750.00	0.00	307.58	0.00	0.00	442.42
10E---	2130	3---	--		5,450.00	0.00	1,232.58	0.00	4,000.00	217.42
10E920	2130	4100	00 920000	District Nurse Supplies	6,094.00	88.54	4,955.28	50.00	1,122.39	-33.67
10E920	2130	4400	00 920000	Subscription Renewals	44.00	0.00	44.00	0.00	0.00	0.00
10E920	2130	4700	00 920000	Nurses Software	0.00	0.00	0.00	0.00	0.00	0.00
10E---	2130	4---	--		6,138.00	88.54	4,999.28	50.00	1,122.39	-33.67
10E920	2130	5500	00 920000	District Nurse Equipment	0.00	0.00	0.00	0.00	0.00	0.00
10E---	2130	5---	--		0.00	0.00	0.00	0.00	0.00	0.00
10E920	2130	6400	00 920000	Nurses Membership/Dues Fees	312.00	0.00	312.00	0.00	0.00	0.00
10E---	2130	6---	--		312.00	0.00	312.00	0.00	0.00	0.00
10E140	2140	1100	00 140000	Physchologist Sal	19,404.00	1,940.32	11,641.92	0.00	0.00	7,762.08
10E---	2140	1---	--		19,404.00	1,940.32	11,641.92	0.00	0.00	7,762.08
10E140	2140	2110	00 140000	Psychologist TRS	2,760.00	306.68	1,840.08	0.00	0.00	919.92
10E140	2140	2200	00 140000	Psychologist Ins Ben	15.00	1.20	7.20	0.00	0.00	7.80
10E---	2140	2---	--		2,775.00	307.88	1,847.28	0.00	0.00	927.72
10E920	2140	3190	00 920000	Pysh Pur Serv	0.00	0.00	0.00	0.00	0.00	0.00
10E---	2140	3---	--		0.00	0.00	0.00	0.00	0.00	0.00
10E920	2140	4130	00 920000	Psych Supp	1,200.00	0.00	0.00	0.00	1,105.50	94.50
10E---	2140	4---	--		1,200.00	0.00	0.00	0.00	1,105.50	94.50
10E150	2150	1100	00 150000	Speech ELL Students Sal	0.00	0.00	0.00	0.00	0.00	0.00
10E280	2150	1100	00 280000	District Speech Salary	206,641.00	16,787.94	132,058.76	0.00	0.00	74,582.24
10E280	2150	1110	00 280000	District Speech Aide	0.00	0.00	0.00	0.00	0.00	0.00
10E---	2150	1---	--		206,641.00	16,787.94	132,058.76	0.00	0.00	74,582.24
10E150	2150	2110	00 150000	Speech ELL Students TRS	0.00	0.00	0.00	0.00	0.00	0.00
10E280	2150	2110	00 280000	District Speech TRS	24,811.00	2,076.08	15,312.78	0.00	0.00	9,498.22
10E280	2150	2130	00 280000		0.00	0.00	0.00	0.00	0.00	0.00
10E280	2150	2200	00 280000	District Speech Ins Ben	19,880.00	1,741.20	12,853.60	0.00	0.00	7,026.40

33

Account Level				2014-15	February 2014-15	2014-15	2014-15	Encumbered	2014-15	
FDTLOC	FUNC	OBJ	SJ	Description	Budget	Monthly Activity	FYTD Activity	Batch Activity	Amount	Available Funds
10E---	2150	2---	--		44,691.00	3,817.28	28,166.38	0.00	0.00	16,524.62
10E920	2150	3320	00	920000 District Speech Travel	2,400.00	79.64	391.00	14.38	0.00	1,994.62
10E---	2150	3---	--		2,400.00	79.64	391.00	14.38	0.00	1,994.62
10E920	2150	4100	00	920000 District Speech Supplies	1,025.00	0.00	580.22	0.00	62.55	382.23
10E920	2150	4130	00	920000 District Speech Testing Suppli	4,200.00	0.00	0.00	0.00	0.00	4,200.00
10E920	2150	4200	00	920000 District Bilingual Test Suppli	0.00	0.00	0.00	0.00	0.00	0.00
10E920	2150	4220	00	920000 District Speech Workbooks	0.00	0.00	0.00	0.00	0.00	0.00
10E---	2150	4---	--		5,225.00	0.00	580.22	0.00	62.55	4,582.23
10E920	2150	5500	00	000000 District Speech Equip	1,575.00	0.00	0.00	0.00	0.00	1,575.00
10E---	2150	5---	--		1,575.00	0.00	0.00	0.00	0.00	1,575.00
10E920	2150	6400	00	920000 District Speech Dues & Fees	1,125.00	0.00	1,125.00	0.00	0.00	0.00
10E---	2150	6---	--		1,125.00	0.00	1,125.00	0.00	0.00	0.00
10E020	2190	1110	00	000000 Supervision Aide Salary	0.00	3,911.32	-14,882.84	0.00	0.00	14,882.84
10E020	2190	1210	00	000000 Sub Supervision Aide	0.00	333.63	147.53	0.00	0.00	-147.53
10E---	2190	1---	--		0.00	4,244.95	-14,735.31	0.00	0.00	14,735.31
10E020	2190	2130	00	000000	0.00	0.00	0.00	0.00	0.00	0.00
10E020	2190	2200	00	000000 Supervision Aide Ins Ben	6,132.00	870.00	2,622.00	0.00	0.00	3,510.00
10E---	2190	2---	--		6,132.00	870.00	2,622.00	0.00	0.00	3,510.00
10E---	21--	----	--		853,280.00	81,251.28	497,690.09	119.01	7,374.87	348,096.03
10E070	2210	1100	00	000000 Cent 21 Prof Dev Sal	0.00	0.00	0.00	0.00	0.00	0.00
10E100	2210	1100	00	100000 Title I Imp Stipends	0.00	0.00	0.00	0.00	0.00	0.00
10E120	2210	1100	00	120000 IMPROV INSTR LAPTOP GRANT	0.00	0.00	0.00	0.00	0.00	0.00
10E180	2210	1100	00	180000 RTTT Improv Instr Stipends	935.00	0.00	425.00	0.00	0.00	510.00
10E330	2210	1100	00	330000 Title II Teach Stipend	0.00	0.00	0.00	0.00	0.00	0.00
10E470	2210	1100	00	470000 21st Cent Sal	2,200.00	798.50	798.50	0.00	0.00	1,401.50
10E500	2210	1100	00	500000 Title I Imp Stipends	0.00	0.00	0.00	0.00	0.00	0.00
10E510	2210	1100	00	510000 At Risk Improv Sal	0.00	0.00	0.00	0.00	0.00	0.00
10E530	2210	1100	00	530000 Title II Stipend	0.00	0.00	0.00	0.00	0.00	0.00
10E810	2210	1100	00	810000 ROE FLOW THRU	5,000.00	0.00	4,000.00	0.00	0.00	1,000.00
10E070	2210	1110	00	000000 Cent 21 Prof NC Sal	0.00	0.00	0.00	0.00	0.00	0.00
10E010	2210	1200	00	000000 Improv of Instruc Dist	0.00	0.00	0.00	0.00	0.00	0.00
10E060	2210	1200	00	000000 Fine Arts Grant Sal	7,824.00	0.00	7,824.00	0.00	0.00	0.00
10E100	2210	1200	00	100000 Title I Improv Subs	12,000.00	2,295.00	12,172.00	0.00	0.00	-172.00
10E110	2210	1200	00	110000 EC Subs Sal	0.00	-42.50	0.00	0.00	0.00	0.00
10E180	2210	1200	00	180000 RTTT IM Sub Sal	0.00	0.00	0.00	0.00	0.00	0.00
10E180	2210	1200	01	180000 RTTT IMentoring Sub Sal	3,230.00	465.00	550.00	0.00	0.00	2,680.00
10E330	2210	1200	00	330000 Title II Teach Sub Sal	5,000.00	170.00	2,040.00	0.00	340.00	2,620.00
10E500	2210	1200	00	500000 Title I Improv Sub	0.00	0.00	0.00	0.00	0.00	0.00
10E530	2210	1200	00	530000 Title II Teacher Sub	0.00	0.00	0.00	0.00	0.00	0.00
10E060	2210	1210	00	000000 Fine Arts Grant Sal	0.00	0.00	0.00	0.00	0.00	0.00

94

Account Level				2014-15	February 2014-15	2014-15	2014-15	Encumbered	2014-15	
FDTLOC	FUNC	OBJ	SJ	Description	Budget	Monthly Activity	FYTD Activity	Batch Activity	Amount	Available Funds
10E100	2210	1210	00	100000	0.00	150.00	150.00	0.00	0.00	-150.00
10E330	2210	1210	00	330000	0.00	0.00	0.00	0.00	0.00	0.00
10E500	2210	1210	00	500000	0.00	0.00	0.00	0.00	0.00	0.00
10E---	2210	1---	--	-----	36,189.00	3,836.00	27,959.50	0.00	340.00	7,889.50
10E010	2210	2110	00	000000	Improv of Instru TRS Dist	0.00	0.00	0.00	0.00	0.00
10E060	2210	2110	00	000000	Fine Arts Grant TRS	839.00	0.00	838.12	0.00	0.88
10E070	2210	2110	00	000000	Cent 21 Prof Dev TRS	0.00	0.00	0.00	0.00	0.00
10E100	2210	2110	00	100000	Title I Improv TRS	4,121.00	614.13	3,071.30	0.00	1,049.70
10E110	2210	2110	00	110000	EC Sub TRS	0.00	0.00	0.56	0.00	-0.56
10E120	2210	2110	00	120000	IMPROV INSTR LAPTOP TRS	0.00	0.00	0.00	0.00	0.00
10E180	2210	2110	00	180000	RTTT Improv Instruct TRS	320.00	0.00	58.38	0.00	261.62
10E180	2210	2110	01	180000	RTTT IMentoring TRS	1,107.00	121.11	121.11	0.00	985.89
10E330	2210	2110	00	330000	Title II Teach TRS	1,717.00	29.18	583.78	0.00	1,133.22
10E470	2210	2110	00	470000	21st Cent TRS	958.00	266.41	266.41	0.00	691.59
10E500	2210	2110	00	500000	Title I TRS	0.00	0.00	0.00	0.00	0.00
10E510	2210	2110	00	510000	EC TRS	0.00	0.00	0.00	0.00	0.00
10E530	2210	2110	00	530000	Prior Yr Title II TRS	0.00	0.00	0.00	0.00	0.00
10E810	2210	2110	00	810000	PAT BURT FLOW THRU TRS	2,407.00	0.00	1,960.76	0.00	446.24
10E330	2210	2130	00	330000		0.00	0.00	0.00	0.00	0.00
10E---	2210	2---	--	-----	11,469.00	1,030.83	6,900.42	0.00	0.00	4,568.58
10E100	2210	3140	00	100000	Title I Improv Consult	25,000.00	9,427.92	22,825.92	0.00	2,174.08
10E330	2210	3140	00	330000	Title II Consultant	5,000.00	2,699.00	5,215.00	0.00	-215.00
10E500	2210	3140	00	500000	Title I Consultant	0.00	0.00	0.00	0.00	0.00
10E530	2210	3140	00	530000	Title II Consultant	0.00	0.00	0.00	0.00	0.00
10E010	2210	3190	00	000000	Improv of Instruc Reg Dist	3,000.00	0.00	3,000.00	0.00	0.00
10E060	2210	3190	00	000000	Fine Arts Reg Fee	40.00	0.00	40.00	0.00	0.00
10E100	2210	3190	00	100000	Title I Improv Reg Fee	10,000.00	383.93	8,433.43	0.00	1,221.57
10E110	2210	3190	00	110000	EC 3-5 Pur Serv	0.00	95.00	95.00	0.00	-95.00
10E120	2210	3190	00	120000	Laptop Pur Serv	0.00	0.00	0.00	0.00	0.00
10E180	2210	3190	00	180000	RTTT Speaker/Reg Fee	937.00	0.00	539.00	0.00	398.00
10E330	2210	3190	00	330000	Title II Purchase Serv	4,410.00	194.00	4,604.20	0.00	-559.20
10E470	2210	3190	00	470000	21st Cent Pur Serv	1,000.00	0.00	0.00	0.00	1,000.00
10E490	2210	3190	00	490000	Ag Grant Imp Inst Pur Serv	0.00	0.00	0.00	0.00	0.00
10E500	2210	3190	00	500000	Title I Pur Serv	0.00	0.00	0.00	0.00	0.00
10E510	2210	3190	00	510000	PI Reg, Mileage	0.00	0.00	0.00	0.00	0.00
10E530	2210	3190	00	530000	Title II Pur Serv	0.00	0.00	0.00	0.00	0.00
10E680	2210	3190	00	680000	CHAT Pur Serv/Speaker	0.00	0.00	0.00	0.00	0.00
10E750	2210	3190	00	750000	TAOEP pur serv	200.00	0.00	40.00	0.00	160.00
10E010	2210	3320	00	000000	Improv of Instruc Mileage Dist	1,000.00	57.50	655.78	194.24	149.98
10E060	2210	3320	00	000000	Fine Arts Travel	6,093.00	0.00	6,093.04	0.00	-0.04

CS

Account Level				2014-15	February 2014-15	2014-15	2014-15	Encumbered	2014-15		
FDTLOC	FUNC	OBJ	SJ	Description	Budget	Monthly Activity	FYTD Activity	Batch Activity	Amount	Available Funds	
10E070	2210	3320	00	000000	21st Cent Mile	0.00	0.00	0.00	0.00	0.00	
10E090	2210	3320	00	000000	Cloud Grant Improv of Instr Tr	0.00	0.00	0.00	0.00	0.00	
10E090	2210	3320	00	090000	Cloud Grant Improv Inst Mileag	0.00	0.00	0.00	0.00	0.00	
10E100	2210	3320	00	100000	Title I Improv Travel	10,000.00	240.04	3,821.66	0.00	1,603.00	4,575.34
10E110	2210	3320	00	110000	EC 3-5 Trav	5,950.00	95.00	204.89	0.00	0.00	5,745.11
10E110	2210	3320	01	110000	EC 0-3 Trav	380.00	0.00	60.00	0.00	0.00	320.00
10E180	2210	3320	00	180000	RTTT Imp Ins Meals/Mile/Motel	2,437.00	0.00	1,490.32	0.00	0.00	946.68
10E180	2210	3320	01	180000	RTTTIM Imp Inst Meals/Mile/Mo	2,760.00	2,623.00	2,925.40	0.00	0.00	-165.40
10E330	2210	3320	00	330000	Title II Travel	4,468.00	0.00	2,892.75	0.00	1,389.80	185.45
10E470	2210	3320	00	470000	21st Cent Mileage	1,050.00	568.72	680.65	0.00	0.00	369.35
10E500	2210	3320	00	500000	Title I Travel	1,616.00	0.00	1,615.32	0.00	0.00	0.68
10E510	2210	3320	00	510000	At Risk Improv Trav	0.00	0.00	0.00	0.00	0.00	0.00
10E530	2210	3320	00	530000	Prior Yr Title II Travel	0.00	0.00	0.00	0.00	0.00	0.00
10E550	2210	3320	00	550000	TAOEP Travel	0.00	0.00	0.00	0.00	0.00	0.00
10E750	2210	3320	00	750000	TAOEP Travel	415.00	0.00	192.90	0.00	0.00	222.10
10E---	2210	3---	--	-----		85,756.00	16,384.11	65,425.26	194.24	3,702.80	16,433.70
10E010	2210	4100	00	000000	Dist Improv of Instr Supplies	100.00	0.00	77.10	0.00	0.00	22.90
10E060	2210	4100	00	000000	Fine Arts Improv Inst Supp	96.00	0.00	51.70	0.00	0.00	44.30
10E070	2210	4100	00	000000	Cent 21 Prof Dev Supp	0.00	0.00	0.00	0.00	0.00	0.00
10E0100	2210	4100	00	100000	Title I Supp	2,500.00	0.00	488.56	0.00	0.00	2,011.44
10E120	2210	4100	00	120000		0.00	0.00	0.00	0.00	0.00	0.00
10E180	2210	4100	00	180000	RTTT Impr Supp	0.00	0.00	0.00	0.00	0.00	0.00
10E180	2210	4100	01	180000	RTT IM Supplies	1,303.00	828.00	828.00	286.38	62.88	125.74
10E330	2210	4100	00	330000	Title II Improv of Instruct Su	142.00	0.00	0.00	0.00	0.00	142.00
10E470	2210	4100	00	470000	21st Imp of Inst Supp	700.00	0.00	0.00	0.00	0.00	700.00
10E500	2210	4100	00	500000	Title I Supplies	0.00	0.00	0.00	0.00	0.00	0.00
10E530	2210	4100	00	530000	Title II Supplies	0.00	0.00	0.00	0.00	0.00	0.00
10E680	2210	4100	00	680000	CHAT Supplies	0.00	0.00	0.00	0.00	0.00	0.00
10E---	2210	4---	--	-----		4,841.00	828.00	1,445.36	286.38	62.88	3,046.38
10E120	2210	5500	00	120000	LAPTOP GRANT IMPRV INSTR EQUIP	0.00	0.00	0.00	0.00	0.00	0.00
10E---	2210	5---	--	-----		0.00	0.00	0.00	0.00	0.00	0.00
10E020	2220	1100	00	000000	ERES IMC Salary	54,232.00	4,537.86	36,080.40	0.00	0.00	18,151.60
10E040	2220	1100	00	000000	ERMS IMC Salary	33,071.00	3,307.06	19,842.36	0.00	0.00	13,228.64
10E050	2220	1100	00	000000	ERHS IMC Teach Sal	52,766.00	4,308.72	35,212.36	0.00	0.00	17,553.64
10E020	2220	1110	00	000000	ERES IMC Aide/Asst Sal	0.00	0.00	0.00	0.00	0.00	0.00
10E040	2220	1110	00	000000	ERMS Aide/Asst Salary	19,086.00	1,600.52	12,654.92	0.00	0.00	6,431.08
10E050	2220	1110	00	000000	HS Lib TA	0.00	0.00	0.00	0.00	0.00	0.00
10E020	2220	1200	00	000000	ERES IMC Sub Sal	170.00	0.00	25.50	0.00	0.00	144.50
10E050	2220	1200	00	000000	ERHS IMC Sub Teach Sal	170.00	0.00	0.00	0.00	0.00	170.00
10E020	2220	1210	00	000000	ERES IMC Sub Aide/Asst	0.00	0.00	0.00	0.00	0.00	0.00

06

Account Level				2014-15	February 2014-15	2014-15	2014-15	Encumbered	2014-15	
FDTLOC	FUNC	OBJ	SJ	Description	Budget	Monthly Activity	FYTD Activity	Batch Activity	Amount	Available Funds
10E040	2220	1210	00 000000	ERMS IMC Sub Aide	170.00	0.00	0.00	0.00	0.00	170.00
10E---	2220	1---	--		159,665.00	13,754.16	103,815.54	0.00	0.00	55,849.46
10E020	2220	2110	00 000000	ERES IMC TRS	6,455.00	717.26	4,303.56	0.00	0.00	2,151.44
10E040	2220	2110	00 000000		4,705.00	523.88	3,137.38	0.00	0.00	1,567.62
10E050	2220	2110	00 000000	ERHS IMC TRS	6,130.00	681.04	4,086.24	0.00	0.00	2,043.76
10E020	2220	2130	00 000000		0.00	0.00	0.00	0.00	0.00	0.00
10E040	2220	2130	00 000000		0.00	0.00	0.00	0.00	0.00	0.00
10E050	2220	2130	00 000000		0.00	0.00	0.00	0.00	0.00	0.00
10E020	2220	2200	00 000000	ERES IMC Ins Benefit	5,220.00	435.00	3,430.00	0.00	0.00	1,790.00
10E040	2220	2200	00 000000	ERMS IMC Ins Benefit	5,235.00	436.20	2,619.60	0.00	0.00	2,615.40
10E050	2220	2200	00 000000	ERHS IMC Ins Benefit	5,220.00	435.00	3,430.00	0.00	0.00	1,790.00
10E---	2220	2---	--		32,965.00	3,228.38	21,006.78	0.00	0.00	11,958.22
10E020	2220	3140	00 000000	ERES Library Fees	0.00	0.00	0.00	0.00	0.00	0.00
10E050	2220	3190	00 000000	ERHS IMC Pur Service	2,600.00	290.00	2,308.00	0.00	0.00	292.00
10E020	2220	3230	00 000000	ERES IMC Repair/Maint	100.00	0.00	0.00	0.00	0.00	100.00
10E040	2220	3230	00 000000	ERMS IMC Rep/Maint	150.00	0.00	0.00	0.00	0.00	150.00
10E050	2220	3230	00 000000	ERHS IMC Rep/Maint	100.00	0.00	0.00	0.00	0.00	100.00
10E050	2220	3240	00 000000	ERHS IMC COPIER REPAIR	700.00	0.00	0.00	0.00	700.00	0.00
10E050	2220	3260	00 000000	ERHS IMC Postage	0.00	0.00	0.00	0.00	0.00	0.00
10E---	2220	3---	--		3,650.00	290.00	2,308.00	0.00	700.00	642.00
10E020	2220	4100	00 000000	ERES IMC Supplies	2,000.00	362.17	1,534.38	0.00	472.81	-7.19
10E030	2220	4100	00 000000	WRES IMC Supplies	500.00	0.00	175.96	0.00	182.62	141.42
10E040	2220	4100	00 000000	ERMS IMC Supplies	1,500.00	0.00	1,286.53	0.00	10.93	202.54
10E050	2220	4100	00 000000	ERHS IMC Supplies	2,000.00	196.00	1,128.12	60.70	413.86	397.32
10E240	2220	4100	00 240000	IL St Library Grnt Supp	1,468.00	0.00	1,393.91	0.00	0.00	74.09
10E050	2220	4110	00 000000	ERHS IMC Video Purchase	200.00	0.00	133.71	0.00	0.20	66.09
10E020	2220	4300	00 000000	ERES IMC Books	5,794.50	2,179.67	5,287.47	0.00	507.03	0.00
10E040	2220	4300	00 000000	ERMS IMC Books	4,500.00	123.93	4,218.07	0.00	273.10	8.83
10E050	2220	4300	00 000000	ERHS IMC Books	4,100.00	885.92	2,107.43	382.05	1,438.29	172.23
10E020	2220	4400	00 000000	ERES IMC Periodicals	205.50	0.00	205.50	0.00	0.00	0.00
10E040	2220	4400	00 000000	ERMS IMC Periodicals	800.00	0.00	531.37	0.00	36.28	232.35
10E050	2220	4400	00 000000	ERHS IMC Periodicals	2,500.00	0.00	2,424.08	0.00	59.00	16.92
10E020	2220	4700	00 000000	ERES IMC Software	1,000.00	0.00	0.00	0.00	0.00	1,000.00
10E040	2220	4700	00 000000	ERMS IMC Software	300.00	0.00	298.85	0.00	0.00	1.15
10E050	2220	4700	00 000000	ERHS IMC Software	0.00	0.00	0.00	0.00	0.00	0.00
10E---	2220	4---	--		26,868.00	3,747.69	20,725.38	442.75	3,394.12	2,305.75
10E020	2220	5500	00 000000	ERES IMC Equipment	4,200.00	0.00	3,892.96	0.00	0.00	307.04
10E040	2220	5500	00 000000	ERMS IMC Equip	0.00	0.00	0.00	0.00	0.00	0.00
10E050	2220	5500	00 000000	ERHS IMC Equip	0.00	0.00	0.00	0.00	0.00	0.00
10E---	2220	5---	--		4,200.00	0.00	3,892.96	0.00	0.00	307.04

16  
17

Account Level				2014-15	February 2014-15	2014-15	2014-15	Encumbered	2014-15	
FDTLOC	FUNC	OBJ	SJ	Description	Budget	Monthly Activity	FYTD Activity	Batch Activity	Amount	Available Funds
10E020	2220	6400	00 000000	ERES IMC Dues/Fees	0.00	700.00	700.00	0.00	0.00	-700.00
10E040	2220	6400	00 000000	ERMS IMC Dues/Fees	700.00	700.00	700.00	0.00	0.00	0.00
10E050	2220	6400	00 000000	ERHS IMC Dues/Fees	0.00	0.00	0.00	0.00	0.00	0.00
10E---	2220	6---	--	-----	700.00	1,400.00	1,400.00	0.00	0.00	-700.00
10E100	2230	3140	00 100000	Title I Scoring	6,660.00	0.00	6,660.00	0.00	0.00	0.00
10E500	2230	3140	00 500000	Title I Scoring	528.00	0.00	528.00	0.00	0.00	0.00
10E---	2230	3---	--	-----	7,188.00	0.00	7,188.00	0.00	0.00	0.00
10E100	2230	4100	00 100000	Title I Testing	0.00	0.00	0.00	0.00	0.00	0.00
10E500	2230	4100	00 500000	Title I Testing	0.00	0.00	0.00	0.00	0.00	0.00
10E---	2230	4---	--	-----	0.00	0.00	0.00	0.00	0.00	0.00
10E---	22--	----	--	-----	373,491.00	44,499.17	262,067.20	923.37	8,199.80	102,300.63
10E010	2310	1110	00 000000	BOE Sec/Treasure Sal	17,889.00	1,341.31	10,893.82	0.00	0.00	6,995.18
10E---	2310	1---	--	-----	17,889.00	1,341.31	10,893.82	0.00	0.00	6,995.18
10E010	2310	2130	00 000000		0.00	0.00	0.00	0.00	0.00	0.00
10E010	2310	2200	00 000000	Board Sec Ins Ben	5,630.00	435.00	3,890.00	0.00	0.00	1,740.00
10E---	2310	2---	--	-----	5,630.00	435.00	3,890.00	0.00	0.00	1,740.00
10E010	2310	3140	00 000000	District Feasibility Consultan	0.00	0.00	0.00	0.00	0.00	0.00
10E010	2310	3160	00 000000	BOE Architectural Fees	0.00	0.00	0.00	0.00	0.00	0.00
10E010	2310	3170	00 000000	BOE Audit Fee	12,285.00	-750.00	11,535.00	0.00	0.00	750.00
10E010	2310	3180	00 000000	BOE Reg Chicago	36,100.00	0.00	36,075.05	0.00	0.00	24.95
10E010	2310	3190	00 000000	BOE Other Pur Ser	7,500.00	496.38	6,569.38	0.00	0.00	930.62
10E220	2310	3190	00 220000	BOE Background Checks	0.00	0.00	0.00	0.00	0.00	0.00
10E010	2310	3230	00 000000	BOE Repair/Maint	100.00	0.00	0.00	0.00	0.00	100.00
10E010	2310	3320	00 000000	BOE Travel	500.00	0.00	0.00	0.00	0.00	500.00
10E010	2310	3500	00 000000	BOE Advertising	5,000.00	0.00	3,518.01	0.00	1,030.94	451.05
10E010	2310	3600	00 000000	BOE Printing	1,000.00	81.75	401.80	0.00	598.20	0.00
10E010	2310	3800	00 000000	BOE Pd Cert Life Ins	30,000.00	2,798.41	20,967.63	0.00	0.00	9,032.37
10E010	2310	3850	00 000000	BOE Unemployment Comp	0.00	0.00	0.00	0.00	0.00	0.00
10E---	2310	3---	--	-----	92,485.00	2,626.54	79,066.87	0.00	1,629.14	11,788.99
10E010	2310	4100	00 000000	BOE Supplies	10,500.00	763.69	7,598.54	0.00	2,293.26	608.20
10E010	2310	4110	00 000000	BOE Serv Awards Supp	500.00	0.00	0.00	0.00	0.00	500.00
10E---	2310	4---	--	-----	11,000.00	763.69	7,598.54	0.00	2,293.26	1,108.20
10E010	2310	5500	00 000000	BOE Equipment	0.00	0.00	0.00	0.00	0.00	0.00
10E---	2310	5---	--	-----	0.00	0.00	0.00	0.00	0.00	0.00
10E010	2310	6400	00 000000	BOE Dues/Fees	5,500.00	0.00	2,070.00	0.00	0.00	3,430.00
10E---	2310	6---	--	-----	5,500.00	0.00	2,070.00	0.00	0.00	3,430.00
10E010	2320	1100	00 000000	Superintendent Salary	131,998.00	15,613.80	115,542.12	0.00	0.00	16,455.88
10E010	2320	1110	00 000000	Supt Secretary Salary	31,300.00	2,812.88	20,048.04	0.00	0.00	11,251.96
10E---	2320	1---	--	-----	163,298.00	18,426.68	135,590.16	0.00	0.00	27,707.84
10E010	2320	2110	00 000000	Superintendent TRS	22,211.00	1,850.92	14,807.36	0.00	0.00	7,403.64

0608

Account Level				2014-15	February 2014-15	2014-15	2014-15	Encumbered	2014-15	
FDTLOC	FUNC	OBJ	SJ	Description	Budget	Monthly Activity	FYTD Activity	Batch Activity	Amount	Available Funds
10E010	2320	2130	00 000000		0.00	0.00	0.00	0.00	0.00	0.00
10E010	2320	2200	00 000000	Supt Office Ins Ben	10,440.00	870.00	6,960.00	0.00	0.00	3,480.00
10E---	2320	2---	-- -----		32,651.00	2,720.92	21,767.36	0.00	0.00	10,883.64
10E010	2320	3190	00 000000	Supt Office Pur Serv	2,000.00	314.00	1,627.00	0.00	235.00	138.00
10E010	2320	3230	00 000000	Supt Office Repair/Maint	100.00	0.00	0.00	0.00	100.00	0.00
10E010	2320	3240	00 000000	Supt Office Copier Rep	0.00	0.00	0.00	0.00	0.00	0.00
10E010	2320	3250	00 000000	Supt Office Rental	3,500.00	1,092.00	3,276.00	0.00	224.00	0.00
10E010	2320	3260	00 000000	Supt Office Postage	1,000.00	0.00	0.00	0.00	0.00	1,000.00
10E010	2320	3320	00 000000	Supt Office Travel	4,400.00	0.00	3,002.88	0.00	0.00	1,397.12
10E010	2320	3400	00 000000	Supt Office Telephone	2,300.00	149.17	1,545.56	0.00	754.44	0.00
10E---	2320	3---	-- -----		13,300.00	1,555.17	9,451.44	0.00	1,313.44	2,535.12
10E010	2320	4100	00 000000	Supt Office Supplies	7,700.00	0.00	789.37	0.00	6,965.31	-54.68
10E010	2320	4240	00 000000	Supt Office Copier Paper	0.00	0.00	0.00	0.00	0.00	0.00
10E010	2320	4400	00 000000	Dist Off Subscription Renwl	500.00	0.00	67.53	0.00	0.00	432.47
10E010	2320	4700	00 000000	Supt Office Software	0.00	0.00	0.00	0.00	0.00	0.00
10E---	2320	4---	-- -----		8,200.00	0.00	856.90	0.00	6,965.31	377.79
10E010	2320	5500	00 000000	District Off Equipment	0.00	0.00	0.00	0.00	0.00	0.00
10E---	2320	5---	-- -----		0.00	0.00	0.00	0.00	0.00	0.00
10E010	2320	6400	00 000000	Supt Office Dues/Fees	2,200.00	0.00	530.00	0.00	0.00	1,670.00
10E---	2320	6---	-- -----		2,200.00	0.00	530.00	0.00	0.00	1,670.00
10E010	2330	1100	00 000000	Asst Supt/Cur Dir Sal	48,900.00	0.00	11,584.60	0.00	0.00	37,315.40
10E100	2330	1100	00 100000	Title I Admin Sal	11,618.00	5,809.00	5,809.00	0.00	0.00	5,809.00
10E500	2330	1100	00 500000	Title Admin Salary	0.00	0.00	0.00	0.00	0.00	0.00
10E010	2330	1110	00 000000	Asst Supt Sec Sal	26,453.00	2,204.40	17,527.20	0.00	0.00	8,925.80
10E070	2330	1110	00 000000	Cent 21 Sec Sal	737.00	0.00	736.65	0.00	0.00	0.35
10E100	2330	1110	00 100000	Title I Admin Sec Sal	2,455.00	0.00	2,455.00	0.00	0.00	0.00
10E110	2330	1110	00 110000	PreK Admin Sec Sal	4,495.00	0.00	4,495.00	0.00	0.00	0.00
10E470	2330	1110	00 470000	21st Cent Sec Sal	5,480.00	1,038.00	1,038.00	0.00	0.00	4,442.00
10E500	2330	1110	00 500000	Title I Admin Sec Salary	0.00	0.00	0.00	0.00	0.00	0.00
10E510	2330	1110	00 510000	PreK Adm Sec Sal Prior	0.00	0.00	0.00	0.00	0.00	0.00
10E---	2330	1---	-- -----		100,138.00	9,051.40	43,645.45	0.00	0.00	56,492.55
10E010	2330	2110	00 000000	Asst Supt TRS	5,797.00	0.00	1,373.28	0.00	0.00	4,423.72
10E070	2330	2110	00 000000	Cent 21 TRS	0.00	0.00	0.00	0.00	0.00	0.00
10E100	2330	2110	00 100000	Title I Admin TRS	5,609.00	2,804.48	2,804.48	0.00	0.00	2,804.52
10E470	2330	2110	00 470000		0.00	5.88	5.88	0.00	0.00	-5.88
10E500	2330	2110	00 500000	Title I TRS	0.00	0.00	0.00	0.00	0.00	0.00
10E010	2330	2130	00 000000		0.00	0.00	0.00	0.00	0.00	0.00
10E100	2330	2130	00 100000		0.00	0.00	0.00	0.00	0.00	0.00
10E470	2330	2130	00 470000		0.00	0.00	0.00	0.00	0.00	0.00
10E010	2330	2200	00 000000	AsstSupt/CurDir/Sec Ben	7,830.00	435.00	3,865.00	0.00	0.00	3,965.00

66

Account Level				2014-15	February 2014-15	2014-15	2014-15	Encumbered	2014-15	
FDTLOC	FUNC	OBJ	SJ	Description	Budget	Monthly Activity	FYTD Activity	Batch Activity	Amount	Available Funds
10E510	2330	2200	00	510000 Pre K Sec Ins Ben	0.00	0.00	0.00	0.00	0.00	0.00
10E---	2330	2---	--	-----	19,236.00	3,245.36	8,048.64	0.00	0.00	11,187.36
10E100	2330	3170	00	100000 Title I Audit Fee	750.00	750.00	750.00	0.00	0.00	0.00
10E500	2330	3170	00	500000 Title I Audit Fee	0.00	0.00	0.00	0.00	0.00	0.00
10E470	2330	3190	00	470000 21st Cent Adm Pur Serv	200.00	189.50	189.50	0.00	0.00	10.50
10E010	2330	3320	00	000000 ASST SUPT TRAVEL	8,500.00	565.94	4,567.68	443.53	0.00	3,488.79
10E100	2330	3320	00	100000 Title I Adm Travel	0.00	0.00	0.00	0.00	0.00	0.00
10E500	2330	3320	00	500000 Title I Adm Trav	0.00	0.00	0.00	0.00	0.00	0.00
10E---	2330	3---	--	-----	9,450.00	1,505.44	5,507.18	443.53	0.00	3,499.29
10E100	2330	4100	00	100000 Title I Adm Supplies	275.00	0.00	0.00	0.00	0.00	275.00
10E470	2330	4100	00	470000 21st Century Adm Supp	300.00	0.00	0.00	0.00	0.00	300.00
10E500	2330	4100	00	500000 Title I Adm Supp	0.00	0.00	0.00	0.00	0.00	0.00
10E---	2330	4---	--	-----	575.00	0.00	0.00	0.00	0.00	575.00
10E010	2330	6400	00	000000 Asst. Supt. Dues/Fees	1,600.00	0.00	50.00	0.00	0.00	1,550.00
10E---	2330	6---	--	-----	1,600.00	0.00	50.00	0.00	0.00	1,550.00
10E280	2331	1100	00	280000 Spec Needs Dir Sal	84,410.00	7,034.10	56,272.80	0.00	0.00	28,137.20
10E110	2331	1110	00	110000 Adm PI Sec Sal	3,530.00	0.00	0.00	0.00	0.00	3,530.00
10E280	2331	1110	00	280000 Spec Ed Sec Sal	31,599.00	2,633.04	20,999.82	0.00	0.00	10,599.18
10E510	2331	1110	00	510000 0-3 Pre K Adm Sec	0.00	0.00	0.00	0.00	0.00	0.00
10E---	2331	1---	--	-----	119,539.00	9,667.14	77,272.62	0.00	0.00	42,266.38
10E280	2331	2110	00	280000 Spec Needs Dir TRS	10,007.00	833.84	6,670.72	0.00	0.00	3,336.28
10E280	2331	2130	00	280000	0.00	0.00	0.00	0.00	0.00	0.00
10E110	2331	2200	00	110000 Adm PI Sec Ben	0.00	0.00	0.00	0.00	0.00	0.00
10E280	2331	2200	00	280000 Spec Ed Ins Ben	10,440.00	870.00	6,935.00	0.00	0.00	3,505.00
10E---	2331	2---	--	-----	20,447.00	1,703.84	13,605.72	0.00	0.00	6,841.28
10E920	2331	3190	00	920000 Spec Ed Purchase Service	2,000.00	0.00	1,730.00	0.00	0.00	270.00
10E920	2331	3230	00	920000 Spec Ed Rep/Maint	100.00	0.00	0.00	0.00	0.00	100.00
10E920	2331	3240	00	920000 Spec Ed Copier Repair	250.00	0.00	0.00	0.00	150.00	100.00
10E920	2331	3260	00	920000 Spec Ed Postage	2,400.00	0.00	0.00	0.00	0.00	2,400.00
10E920	2331	3320	00	920000 Spec Ed Travel	3,000.00	70.73	1,182.65	28.18	0.00	1,789.17
10E920	2331	3400	00	920000 Spec Ed Telephone	0.00	0.00	0.00	0.00	0.00	0.00
10E---	2331	3---	--	-----	7,750.00	70.73	2,912.65	28.18	150.00	4,659.17
10E920	2331	4100	00	920000 Spec Ed Supplies	4,800.00	372.80	2,024.25	0.00	1,738.69	1,037.06
10E920	2331	4130	00	920000 Spec Ed Test Supplies	400.00	77.00	196.00	0.00	0.00	204.00
10E920	2331	4240	00	920000 Spec Ed Copy Paper	0.00	0.00	0.00	0.00	0.00	0.00
10E920	2331	4700	00	920000 Spec Ed Dir Software	400.00	0.00	0.00	0.00	0.00	400.00
10E---	2331	4---	--	-----	5,600.00	449.80	2,220.25	0.00	1,738.69	1,641.06
10E920	2331	5400	00	920000 Spec Ed Dir Equipment	0.00	0.00	0.00	0.00	0.00	0.00
10E920	2331	5500	00	920000 Spec Ed Adm Equip	1,600.00	0.00	0.00	0.00	1,345.00	255.00
10E---	2331	5---	--	-----	1,600.00	0.00	0.00	0.00	1,345.00	255.00

100

Account Level				2014-15	February 2014-15	2014-15	2014-15	Encumbered	2014-15	
FDTLOC	FUNC	OBJ	SJ	Description	Budget	Monthly Activity	FYTD Activity	Batch Activity	Amount	Available Funds
10E920	2331	6400	00	920000 Spec Needs Coord. Dues/Fees	300.00	0.00	0.00	0.00	0.00	300.00
10E---	2331	6---	--	-----	300.00	0.00	0.00	0.00	0.00	300.00
10E320	2333	1100	00	320000 BLDG GROUNDNS DIR SAL	0.00	0.00	0.00	0.00	0.00	0.00
10E---	2333	1---	--	-----	0.00	0.00	0.00	0.00	0.00	0.00
10E320	2333	2110	00	320000 BLDG/GROUNDNS DIR TRS	8,240.00	0.00	8,239.68	0.00	0.00	0.32
10E320	2333	2200	00	320000 BLDG?GROUNDNS Dir Ben	2,610.00	0.00	2,610.00	0.00	0.00	0.00
10E---	2333	2---	--	-----	10,850.00	0.00	10,849.68	0.00	0.00	0.32
10E---	23--	----	--	-----	649,238.00	53,563.02	435,827.28	471.71	15,434.84	197,504.17
10E020	2410	1100	00	000000 ERES Prin Sal	130,569.00	14,538.36	71,493.64	0.00	0.00	59,075.36
10E030	2410	1100	00	000000 WRES Principal Sal	40,000.00	5,000.00	19,500.00	0.00	0.00	20,500.00
10E040	2410	1100	00	000000 ERMS Principal Sal	95,278.00	8,362.26	61,356.06	0.00	0.00	33,921.94
10E050	2410	1100	00	000000 ERHS Principal Salary	142,978.00	14,893.52	83,403.80	0.00	0.00	59,574.20
10E020	2410	1110	00	000000 ERES Sec Sal	74,928.00	6,480.02	48,156.86	0.00	0.00	26,771.14
10E030	2410	1110	00	000000 WRES Secretary Sal	51,307.00	4,608.90	32,262.30	0.00	0.00	19,044.70
10E040	2410	1110	00	000000 ERMS Secretarial Sal	48,000.00	3,839.16	32,090.83	0.00	0.00	15,909.17
10E050	2410	1110	00	000000 ERHS Principal Sec Sal	95,230.00	7,935.82	63,104.32	0.00	0.00	32,125.68
10E020	2410	1200	00	000000	0.00	0.00	0.00	0.00	0.00	0.00
10E020	2410	1210	00	000000 ERES Sub Sec Sal	500.00	8.50	131.75	0.00	0.00	368.25
10E040	2410	1210	00	000000 ERMS Sub Secretary Sal	0.00	0.00	0.00	0.00	0.00	0.00
10E050	2410	1210	00	000000 ERHS Princ Sub Sec Sal	8,000.00	1,013.63	3,255.53	0.00	0.00	4,744.47
10E---	2410	1---	--	-----	686,790.00	66,680.17	414,755.09	0.00	0.00	272,034.91
10E020	2410	2110	00	000000 ERES Prin TRS	20,682.00	2,297.88	13,787.28	0.00	0.00	6,894.72
10E040	2410	2110	00	000000 ERMS Principal TRS	11,896.00	1,022.78	7,930.28	0.00	0.00	3,965.72
10E050	2410	2110	00	000000 ERHS Principal TRS	21,187.00	1,765.54	14,124.32	0.00	0.00	7,062.68
10E020	2410	2130	00	000000	0.00	0.00	0.00	0.00	0.00	0.00
10E040	2410	2130	00	000000	0.00	0.00	0.00	0.00	0.00	0.00
10E050	2410	2130	00	000000	0.00	0.00	0.00	0.00	0.00	0.00
10E020	2410	2200	00	000000 ERES Prin Ins Benefit	7,110.00	874.80	3,528.00	0.00	0.00	3,582.00
10E030	2410	2200	00	000000 WRES Prins Benefits	5,235.00	436.20	3,053.40	0.00	0.00	2,181.60
10E040	2410	2200	00	000000 ERMS Prin Ins Ben	10,855.00	871.20	7,382.00	0.00	0.00	3,473.00
10E050	2410	2200	00	000000 ERHS Principals Ins Ben	26,100.00	2,175.00	17,250.00	0.00	0.00	8,850.00
10E---	2410	2---	--	-----	103,065.00	9,443.40	67,055.28	0.00	0.00	36,009.72
10E020	2410	3190	00	000000 ERES Prin Off Pur Serv	5,500.00	250.00	1,754.37	0.00	0.00	3,745.63
10E030	2410	3190	00	000000 WRES PURCHASE SERVICE	4,618.00	134.68	3,648.00	0.00	772.68	197.32
10E040	2410	3190	00	000000 ERMS Prin Purchase Serv	3,800.00	100.00	1,354.87	0.00	0.00	2,445.13
10E050	2410	3190	00	000000 ERHS Principal Pur Serv	5,000.00	329.42	2,350.75	0.00	347.63	2,301.62
10E020	2410	3230	00	000000 ERES Prin Off Rep/Maint	300.00	0.00	0.00	0.00	0.00	300.00
10E030	2410	3230	00	000000 WRES PRINCIPAL REPAIR	500.00	0.00	20.00	0.00	0.00	480.00
10E040	2410	3230	00	000000 ERMS Prin Rep/Maint	150.00	0.00	0.00	0.00	0.00	150.00
10E050	2410	3230	00	000000 ERHS Princ Rep/Maint	500.00	0.00	321.35	0.00	0.00	178.65

101

Account Level				2014-15	February 2014-15	2014-15	2014-15	Encumbered	2014-15	
FDTLOC	FUNC	OBJ	SJ	Description	Budget	Monthly Activity	FYTD Activity	Batch Activity	Amount	Available Funds
10E020	2410	3240	00 000000	ERES Prin Copier Repair	500.00	44.00	84.03	0.00	385.97	30.00
10E040	2410	3240	00 000000	ERMS Prin Copier Repair	450.00	0.00	134.00	0.00	316.00	0.00
10E050	2410	3240	00 000000	ERHS Prin Copier Repair	500.00	0.00	42.00	0.00	458.00	0.00
10E020	2410	3320	00 000000	ERES Prin Off Travel	2,000.00	0.00	881.61	0.00	0.00	1,118.39
10E030	2410	3320	00 000000	WRES PRIN TRAVEL	750.00	0.00	63.64	0.00	0.00	686.36
10E040	2410	3320	00 000000	ERMS Prin Travel	500.00	0.00	12.07	0.00	0.00	487.93
10E050	2410	3320	00 000000	ERHS Principal Travel	2,500.00	377.04	1,450.43	131.11	0.00	918.46
10E020	2410	3400	00 000000	ERES Prin Off Telephone	8,500.00	525.17	5,025.58	0.00	2,374.42	1,100.00
10E030	2410	3400	00 000000	WRES TELEPHONE	16,000.00	1,240.58	9,332.05	0.00	0.00	6,667.95
10E040	2410	3400	00 000000	ERMS Prin Telephone	3,700.00	352.62	2,834.80	0.00	865.20	0.00
10E050	2410	3400	00 000000	ERHS Principal Telephone	7,000.00	466.52	4,508.10	0.00	2,091.90	400.00
10E020	2410	3600	00 000000	ERES Printing	5,000.00	0.00	1,695.62	0.00	3,304.38	0.00
10E040	2410	3600	00 000000	ERMS Printing	1,000.00	21.80	416.80	0.00	83.20	500.00
10E050	2410	3600	00 000000	ERHS Printing	10,000.00	0.00	1,683.41	0.00	1,538.03	6,778.56
10E---	2410	3---	--	-----	78,768.00	3,841.83	37,613.48	131.11	12,537.41	28,486.00
10E020	2410	4100	00 000000	ERES Prin Off Supplies	7,500.00	117.50	2,641.83	0.00	1,216.85	3,641.32
10E030	2410	4100	00 000000	WRES PRINCIPAL SUPPLIES	2,500.00	104.55	2,453.23	0.00	25.00	21.77
10E040	2410	4100	00 000000	ERMS Prin Supplies	4,179.29	1,131.62	3,419.17	0.00	314.62	445.50
10E050	2410	4100	00 000000	ERHS Principal Supplies	10,000.00	953.20	3,947.85	0.00	3,573.28	2,478.87
10E020	2410	4240	00 000000	ERES Copier Toner	1,091.00	0.00	1,091.00	0.00	0.00	0.00
10E050	2410	4240	00 000000	ERHS Prin Copier Toner	600.00	125.00	598.00	0.00	0.00	2.00
10E020	2410	4250	00 000000	ERES Copier Parts	1,450.00	74.00	182.95	0.00	1,267.05	0.00
10E050	2410	4400	00 000000	ERHS Prin Subscriptions	315.00	0.00	32.14	0.00	0.00	282.86
10E020	2410	4700	00 000000	ERES Prin Off Software	0.00	0.00	0.00	0.00	0.00	0.00
10E040	2410	4700	00 000000	ERMS Prin Software	0.00	0.00	0.00	0.00	0.00	0.00
10E050	2410	4700	00 000000	ERHS Principal Software	0.00	0.00	0.00	0.00	0.00	0.00
10E---	2410	4---	--	-----	27,635.29	2,505.87	14,366.17	0.00	6,396.80	6,872.32
10E020	2410	5500	00 000000	ERES Principal Equip	5,000.00	0.00	0.00	0.00	5,000.00	0.00
10E040	2410	5500	00 000000	ERMS Principal Equip	1,000.00	0.00	982.10	0.00	0.00	17.90
10E050	2410	5500	00 000000	ERHS Principal Equip	1,000.00	0.00	0.00	0.00	0.00	1,000.00
10E---	2410	5---	--	-----	7,000.00	0.00	982.10	0.00	5,000.00	1,017.90
10E020	2410	6400	00 000000	ERES Prin Dues/Fees	1,500.00	0.00	1,161.40	0.00	0.00	338.60
10E030	2410	6400	00 000000	WRES DUE & FEES	382.00	0.00	382.00	0.00	0.00	0.00
10E040	2410	6400	00 000000	ERMS Prin Dues/Fees	1,000.00	0.00	514.00	0.00	0.00	486.00
10E050	2410	6400	00 000000	ERHS Principal Dues/Fees	3,100.00	160.00	1,367.50	0.00	500.00	1,232.50
10E---	2410	6---	--	-----	5,982.00	160.00	3,424.90	0.00	500.00	2,057.10
10E010	2490	1100	00 000000	Program Supervisor Sal	82,568.00	10,251.68	41,560.56	0.00	0.00	41,007.44
10E---	2490	1---	--	-----	82,568.00	10,251.68	41,560.56	0.00	0.00	41,007.44
10E010	2490	2110	00 000000	Program Suprvr TRS	12,692.00	1,215.26	7,831.83	0.00	0.00	4,860.17
10E010	2490	2200	00 000000	Program Suprvr Ins Ben	9,135.00	870.00	1,740.00	0.00	0.00	7,395.00

102

Account Level				2014-15	February 2014-15	2014-15	2014-15	Encumbered	2014-15	
FDTLOC	FUNC	OBJ	SJ	Description	Budget	Monthly Activity	FYTD Activity	Batch Activity	Amount	Available Funds
10E---	2490	2---	--		21,827.00	2,085.26	9,571.83	0.00	0.00	12,255.17
10E010	2490	3190	00	000000 PURCHASE SERVICES	500.00	0.00	323.00	0.00	0.00	177.00
10E010	2490	3320	00	000000 TRAVEL	0.00	0.00	12.07	0.00	0.00	-12.07
10E---	2490	3---	--		500.00	0.00	335.07	0.00	0.00	164.93
10E010	2490	6400	00	000000	600.00	0.00	289.00	0.00	0.00	311.00
10E---	2490	6---	--		600.00	0.00	289.00	0.00	0.00	311.00
10E---	24--	----	--		1,014,735.29	94,968.21	589,953.48	131.11	24,434.21	400,216.49
10E010	2520	1110	00	000000 Fiscal Service Salaries	134,959.00	11,017.24	89,575.53	0.00	0.00	45,383.47
10E---	2520	1---	--		134,959.00	11,017.24	89,575.53	0.00	0.00	45,383.47
10E010	2520	2110	00	000000	0.00	0.00	0.00	0.00	0.00	0.00
10E010	2520	2130	00	000000	0.00	0.00	0.00	0.00	0.00	0.00
10E010	2520	2200	00	000000 Fiscal Service Ins Ben	15,660.00	1,305.00	10,440.00	0.00	0.00	5,220.00
10E---	2520	2---	--		15,660.00	1,305.00	10,440.00	0.00	0.00	5,220.00
10E010	2520	3100	00	000000 Medicaid Fee	0.00	0.00	0.00	0.00	0.00	0.00
10E010	2520	3190	00	000000 Fiscal Service Pur Serv	30,000.00	679.87	12,193.18	0.00	214.00	17,592.82
10E010	2520	3230	00	000000 Fiscal Sevice Repair/Maint	100.00	0.00	0.00	0.00	100.00	0.00
10E010	2520	3320	00	000000 Fiscal Service Travel	1,200.00	46.58	383.43	0.00	0.00	816.57
10E---	2520	3---	--		31,300.00	726.45	12,576.61	0.00	314.00	18,409.39
10E010	2520	4100	00	000000 Fiscal Service Supplies	2,750.00	193.47	1,732.28	0.00	1,070.07	-52.35
10E010	2520	4700	00	000000 Fiscal Service Software	0.00	0.00	0.00	0.00	0.00	0.00
10E---	2520	4---	--		2,750.00	193.47	1,732.28	0.00	1,070.07	-52.35
10E010	2520	5500	00	000000 Fiscal Service Equipment	0.00	0.00	0.00	0.00	0.00	0.00
10E---	2520	5---	--		0.00	0.00	0.00	0.00	0.00	0.00
10E010	2521	3190	00	000000 Mattoon Coop Wrhs Rental	0.00	0.00	0.00	0.00	0.00	0.00
10E---	2521	3---	--		0.00	0.00	0.00	0.00	0.00	0.00
10E010	2521	4100	00	000000 Coop supplies	22,000.00	0.00	21,887.72	0.00	0.00	112.28
10E---	2521	4---	--		22,000.00	0.00	21,887.72	0.00	0.00	112.28
10E020	2540	1110	00	000000 ERES Cust Sal	158,000.00	16,252.20	87,408.52	0.00	0.00	70,591.48
10E030	2540	1110	00	000000 WRES Cust Salary	66,000.00	6,691.60	37,526.05	0.00	0.00	28,473.95
10E040	2540	1110	00	000000 ERMS Cust Salary	69,100.00	7,034.12	36,740.75	0.00	0.00	32,359.25
10E050	2540	1110	00	000000 ERHS Cust Salary	217,000.00	20,699.72	122,977.66	0.00	0.00	94,022.34
10E020	2540	1200	00	000000 ERES Cust Sub Sal	0.00	0.00	0.00	0.00	0.00	0.00
10E040	2540	1200	00	000000 ERMS Cust Sub Sal	0.00	0.00	0.00	0.00	0.00	0.00
10E050	2540	1200	00	000000 ERHS Cust Sub Sal	0.00	0.00	0.00	0.00	0.00	0.00
10E020	2540	1210	00	000000 ERES Cust Sub Sal	3,500.00	94.50	1,586.25	0.00	0.00	1,913.75
10E030	2540	1210	00	000000 WRES Sub Cust Sal	1,500.00	0.00	630.00	0.00	0.00	870.00
10E040	2540	1210	00	000000 ERMS Cust Sub Sal	2,000.00	0.00	1,758.00	0.00	0.00	242.00
10E050	2540	1210	00	000000 ERHS Cust Sub Salary	6,500.00	1,719.00	5,262.75	0.00	0.00	1,237.25
10E---	2540	1---	--		523,600.00	52,491.14	293,889.98	0.00	0.00	229,710.02
10E050	2540	2110	00	000000 ERHS Cust Ben	0.00	0.00	0.00	0.00	0.00	0.00

103

Account Level				2014-15	February 2014-15	2014-15	2014-15	Encumbered	2014-15		
FDTLOC	FUNC	OBJ	SJ	Description	Budget	Monthly Activity	FYTD Activity	Batch Activity	Amount	Available Funds	
10E020	2540	2130	00	000000	0.00	0.00	0.00	0.00	0.00	0.00	
10E040	2540	2130	00	000000	0.00	0.00	0.00	0.00	0.00	0.00	
10E050	2540	2130	00	000000	0.00	0.00	0.00	0.00	0.00	0.00	
10E020	2540	2200	00	000000	ERES Cust Ins Benefit	20,895.00	1,741.20	13,927.20	0.00	0.00	6,967.80
10E030	2540	2200	00	000000	WRES Cust Ins Ben	10,440.00	870.00	6,962.40	0.00	0.00	3,477.60
10E040	2540	2200	00	000000	ERMS Cust Ins Ben	10,455.00	871.20	6,969.60	0.00	0.00	3,485.40
10E050	2540	2200	00	000000	ERHS Cust Ins Ben	35,625.00	2,176.20	23,071.40	0.00	0.00	12,553.60
10E---	2540	2---	--	-----		77,415.00	5,658.60	50,930.60	0.00	0.00	26,484.40
10E010	2540	4650	00	000000	ADMIN Natural Gas	800.00	184.04	446.02	0.00	353.98	0.00
10E020	2540	4650	00	000000	ERES Natural Gas	18,000.00	6,935.71	14,369.37	0.00	3,630.63	0.00
10E030	2540	4650	00	000000	WRES Natural Gas	15,700.00	3,613.34	9,068.72	0.00	0.00	6,631.28
10E040	2540	4650	00	000000	ERMS Natural Gas	7,000.00	1,483.27	3,654.68	0.00	3,345.32	0.00
10E050	2540	4650	00	000000	ERHS Natural Gas	46,000.00	9,062.37	11,769.74	0.00	34,230.26	0.00
10E020	2540	4660	00	000000	ERES Electric	137,000.00	11,156.81	105,228.38	0.00	31,771.62	0.00
10E030	2540	4660	00	000000	WRES Electric	7,000.00	796.66	4,965.80	0.00	2,034.20	0.00
10E040	2540	4660	00	000000	ERMS Electric	53,000.00	7,078.24	37,657.82	0.00	15,342.18	0.00
10E050	2540	4660	00	000000	ERHS Electric	68,000.00	6,674.02	46,901.10	0.00	21,098.90	0.00
10E---	2540	4---	--	-----		352,500.00	46,984.46	234,061.63	0.00	111,807.09	6,631.28
10E070	2550	1110	00	000000	Cent 7 trans sal	1,168.00	-92.10	1,189.21	0.00	0.00	-21.21
10E100	2550	1110	00	100000	Summer School Trans Sal	2,250.00	1,323.00	2,226.00	0.00	0.00	24.00
10E110	2550	1110	00	110000	PreK Transport Sal	51,303.00	8,490.95	44,131.55	0.00	0.00	7,171.45
10E210	2550	1110	00	210000	ROE Pre K Bus/Aide Sal	0.00	0.00	0.00	0.00	0.00	0.00
10E470	2550	1110	00	470000	21st Cent Tran Sal	15,298.00	567.00	567.00	0.00	0.00	14,731.00
10E500	2550	1110	00	500000	Summer School Trans Sal	1,846.00	0.00	1,845.65	0.00	0.00	0.35
10E510	2550	1110	00	510000	At Risk Trans Sal	0.00	0.00	0.00	0.00	0.00	0.00
10E---	2550	1---	--	-----		71,865.00	10,288.85	49,959.41	0.00	0.00	21,905.59
10E110	2550	2130	00	110000		0.00	0.00	0.00	0.00	0.00	0.00
10E110	2550	2200	00	110000	PreK Trans Ben	0.00	-34.94	2.18	0.00	0.00	-2.18
10E510	2550	2200	00	510000		0.00	0.00	0.00	0.00	0.00	0.00
10E---	2550	2---	--	-----		0.00	-34.94	2.18	0.00	0.00	-2.18
10E080	2550	3230	00	000000	Van Repair / Maintenance	3,250.00	178.00	923.50	0.00	2,899.00	-572.50
10E070	2550	3310	00	000000	21st Cent Field Trip	12,303.00	0.00	12,302.58	0.00	0.00	0.42
10E100	2550	3310	00	100000	Title I Summer School	0.00	0.00	0.00	0.00	0.00	0.00
10E110	2550	3310	00	110000	Pre-K Trans Operations	8,252.00	0.00	0.00	0.00	0.00	8,252.00
10E210	2550	3310	00	210000	ROE Pre K Trans Operations	0.00	0.00	0.00	0.00	0.00	0.00
10E470	2550	3310	00	470000	21st Cent Trans Serv	49,500.00	0.00	0.00	0.00	0.00	49,500.00
10E500	2550	3310	00	500000	Title I Trans Operation Exp.	3,245.00	0.00	3,245.00	0.00	0.00	0.00
10E510	2550	3310	00	510000	PreK Trans Operation Exp	1,055.00	0.00	1,055.00	0.00	0.00	0.00
10E080	2550	3400	00	000000	Bus Barn Telephone	12,450.00	1,089.36	8,621.42	0.00	467.72	3,360.86
10E080	2550	3700	00	000000	Bus Barn Water/Sewer	500.00	0.00	272.00	0.00	0.00	228.00

104

Account Level				2014-15	February 2014-15	2014-15	2014-15	Encumbered	2014-15	
FDTLOC	FUNC	OBJ	SJ	Description	Budget	Monthly Activity	FYTD Activity	Batch Activity	Amount	Available Funds
10E---	2550	3---	--	-----	90,555.00	1,267.36	26,419.50	0.00	3,366.72	60,768.78
10E080	2550	4100	00	000000 Van Supplies	5,000.00	467.08	3,973.74	0.00	1,157.69	-131.43
10E080	2550	4640	00	000000 Bus Barn Van Fuel(Wh/Sil)	15,000.00	0.00	106.34	0.00	0.00	14,893.66
10E080	2550	4650	00	000000 Bus Barn Natural Gas	2,400.00	582.10	1,397.09	0.00	1,002.91	0.00
10E080	2550	4660	00	000000 Bus Barn Electric	4,350.00	576.77	1,738.88	0.00	2,611.12	0.00
10E---	2550	4---	--	-----	26,750.00	1,625.95	7,216.05	0.00	4,771.72	14,762.23
10E510	2551	1110	00	510000 At Risk New Bus/Aide Sal	0.00	0.00	0.00	0.00	0.00	0.00
10E---	2551	1---	--	-----	0.00	0.00	0.00	0.00	0.00	0.00
10E420	2560	1110	00	420000 Food Service Salary	371,500.00	36,183.17	227,508.93	0.00	0.00	143,991.07
10E440	2560	1110	00	440000 US Healthier Salaries	0.00	0.00	0.00	0.00	0.00	0.00
10E420	2560	1200	00	420000 Food Serv Sub Sal	0.00	0.00	163.63	0.00	0.00	-163.63
10E420	2560	1210	00	420000 Food Service Sub Sal	14,000.00	862.25	7,069.79	0.00	0.00	6,930.21
10E---	2560	1---	--	-----	385,500.00	37,045.42	234,742.35	0.00	0.00	150,757.65
10E420	2560	2110	00	420000	0.00	0.00	0.00	0.00	0.00	0.00
10E420	2560	2130	00	420000	0.00	0.00	0.00	0.00	0.00	0.00
10E420	2560	2200	00	420000 Food Service Ins Ben	67,100.00	5,879.84	43,251.30	0.00	0.00	23,848.70
10E---	2560	2---	--	-----	67,100.00	5,879.84	43,251.30	0.00	0.00	23,848.70
10E350	2560	3140	00	350000 Food Service Train,Lic	500.00	0.00	286.00	0.00	0.00	214.00
10E350	2560	3190	00	350000 Food Service Purch Serv	3,000.00	0.00	0.00	0.00	0.00	3,000.00
10E350	2560	3230	00	350000 Food Service Rep/Maint	500.00	0.00	90.00	0.00	0.00	410.00
10E350	2560	3260	00	350000 Food Service Postage	50.00	0.00	0.00	0.00	0.00	50.00
10E350	2560	3320	00	350000 Food Service Travel	500.00	63.75	381.51	56.85	0.00	61.64
10E---	2560	3---	--	-----	4,550.00	63.75	757.51	56.85	0.00	3,735.64
10E110	2560	4100	00	110000 PreK Food Serv Supp	8,160.00	388.58	4,285.72	0.00	766.22	3,108.06
10E210	2560	4100	00	210000 ROE At-Risk Snacks	70.00	5.88	32.27	5.11	57.82	-25.20
10E420	2560	4100	00	420000 Food Service Supplies	365,000.00	55,715.04	311,117.20	119.00	47,692.04	6,071.76
10E440	2560	4100	00	440000 US Healthier Supp	0.00	0.00	0.00	0.00	0.00	0.00
10E510	2560	4100	00	510000 Pre K Food Supp	0.00	0.00	0.00	0.00	0.00	0.00
10E510	2560	4110	00	510000 0-3 Food Serv Suppl	0.00	0.00	0.00	0.00	0.00	0.00
10E420	2560	4640	00	420000 Food Service Fuel	500.00	0.00	0.00	0.00	0.00	500.00
10E420	2560	4700	00	420000 Food Service Software	700.00	0.00	426.00	0.00	0.00	274.00
10E---	2560	4---	--	-----	374,430.00	56,109.50	315,861.19	124.11	48,516.08	9,928.62
10E430	2560	5500	00	430000 Food Serv Equip	8,602.00	0.00	8,601.89	0.00	0.00	0.11
10E---	2560	5---	--	-----	8,602.00	0.00	8,601.89	0.00	0.00	0.11
10E---	25--	----	--	-----	2,189,536.00	230,622.09	1,401,905.73	180.96	169,845.68	617,603.63
10E010	2620	1100	00	000000 Resource/Consultant Teacher	110,841.00	9,236.72	73,441.04	0.00	0.00	37,399.96
10E070	2620	1100	00	000000 21st Cent Eval Sal	2,008.00	0.00	2,007.50	0.00	0.00	0.50
10E470	2620	1100	00	470000 21st Cent Eval Sal	5,104.00	434.50	434.50	0.00	0.00	4,669.50
10E010	2620	1110	00	000000 JFF research sal	0.00	0.00	0.00	0.00	0.00	0.00
10E---	2620	1---	--	-----	117,953.00	9,671.22	75,883.04	0.00	0.00	42,069.96

105

Account Level				2014-15	February 2014-15	2014-15	2014-15	Encumbered	2014-15	
FDTLOC	FUNC	OBJ	SJ	Description	Budget	Monthly Activity	FYTD Activity	Batch Activity	Amount	Available Funds
10E010	2620	2110	00 000000	Res/Consult Teach TRS	13,140.00	1,459.92	8,759.52	0.00	0.00	4,380.48
10E070	2620	2110	00 000000	21st Cent Planning TRS	970.00	0.00	969.19	0.00	0.00	0.81
10E470	2620	2110	00 470000	21st Cent Eval TRS	2,203.00	209.77	209.77	0.00	0.00	1,993.23
10E010	2620	2200	00 000000	Res/Consult Teach Ins Ben	10,440.00	870.00	6,860.00	0.00	0.00	3,580.00
10E---	2620	2---	-- -----		26,753.00	2,539.69	16,798.48	0.00	0.00	9,954.52
10E010	2620	3190	00 000000	Dist Staff Dvlopment Plan	1,418.00	2,612.19	4,030.19	0.00	0.00	-2,612.19
10E070	2620	3190	00 000000	21st Cent Pur Serv	550.00	0.00	550.00	0.00	0.00	0.00
10E470	2620	3190	00 470000	21st Cent Pur Serv	1,500.00	0.00	0.00	0.00	0.00	1,500.00
10E070	2620	3320	00 000000	Century 21 Travel	0.00	0.00	0.00	0.00	0.00	0.00
10E470	2620	3320	00 470000	21st Cent Trav	0.00	0.00	0.00	0.00	0.00	0.00
10E---	2620	3---	-- -----		3,468.00	2,612.19	4,580.19	0.00	0.00	-1,112.19
10E010	2620	4100	00 000000	Dist Staff Devlpment Supp	100.00	0.00	0.00	0.00	0.00	100.00
10E070	2620	4100	00 000000	21st Cent Supp	0.00	0.00	0.00	0.00	0.00	0.00
10E470	2620	4100	00 470000	21st Cent Supp	0.00	0.00	0.00	0.00	0.00	0.00
10E---	2620	4---	-- -----		100.00	0.00	0.00	0.00	0.00	100.00
10E010	2620	5500	00 000000	RTI Instr Equip	0.00	0.00	0.00	0.00	0.00	0.00
10E---	2620	5---	-- -----		0.00	0.00	0.00	0.00	0.00	0.00
10E010	2630	3400	00 000000	District Alert Now System	6,397.00	0.00	6,396.50	0.00	0.00	0.50
10E---	2630	3---	-- -----		6,397.00	0.00	6,396.50	0.00	0.00	0.50
10E010	2660	1100	00 000000	District Comp Tech Salary	63,871.00	5,322.56	42,450.20	0.00	0.00	21,420.80
10E010	2660	1110	00 000000	District Comp Tech Salary	76,965.00	6,182.14	50,770.32	0.00	0.00	26,194.68
10E---	2660	1---	-- -----		140,836.00	11,504.70	93,220.52	0.00	0.00	47,615.48
10E010	2660	2110	00 000000	District Comp Tech TRS	7,572.00	841.28	5,047.68	0.00	0.00	2,524.32
10E010	2660	2130	00 000000		0.00	0.00	0.00	0.00	0.00	0.00
10E010	2660	2200	00 000000	Dist Computer Tech Ins	15,660.00	1,305.00	10,415.00	0.00	0.00	5,245.00
10E---	2660	2---	-- -----		23,232.00	2,146.28	15,462.68	0.00	0.00	7,769.32
10E010	2660	3190	00 000000	District Comp Tech Pur Serv	25,000.00	0.00	20,001.02	30.00	4,348.23	620.75
10E010	2660	3230	00 000000	District Comp Tech Rep/Maint	0.00	0.00	0.00	0.00	0.00	0.00
10E010	2660	3320	00 000000	Dist Computer Tech Mileage	1,000.00	0.00	471.52	0.00	0.00	528.48
10E---	2660	3---	-- -----		26,000.00	0.00	20,472.54	30.00	4,348.23	1,149.23
10E010	2660	4100	00 000000	District Comp Tech Supplies	3,000.00	83.93	922.93	0.00	1,162.37	914.70
10E010	2660	4700	00 000000	District Comp Tech Software	3,000.00	0.00	0.00	0.00	0.00	3,000.00
10E---	2660	4---	-- -----		6,000.00	83.93	922.93	0.00	1,162.37	3,914.70
10E010	2660	5500	00 000000	District Comp Tech Equipment	25,000.00	0.00	23,082.00	0.00	1,059.00	859.00
10E---	2660	5---	-- -----		25,000.00	0.00	23,082.00	0.00	1,059.00	859.00
10E---	26--	----	-- -----		375,739.00	28,558.01	256,818.88	30.00	6,569.60	112,320.52
10E070	2900	1100	00 000000	21st Cent Fac Sal	814.00	0.00	814.00	0.00	0.00	0.00
10E470	2900	1100	00 470000	21st Cent Sal	10,560.00	4,741.00	4,741.00	0.00	0.00	5,819.00
10E---	2900	1---	-- -----		11,374.00	4,741.00	5,555.00	0.00	0.00	5,819.00
10E070	2900	2110	00 000000	21st Cent Fac TRS	393.00	0.00	392.98	0.00	0.00	0.02

106

Account Level				2014-15	February 2014-15	2014-15	2014-15	Encumbered	2014-15	
FDTLOC	FUNC	OBJ	SJ	Description	Budget	Monthly Activity	FYTD Activity	Batch Activity	Amount	Available Funds
10E470	2900	2110	00	470000 21st Cent TRS	4,617.00	1,664.88	1,664.88	0.00	0.00	2,952.12
10E---	2900	2---	--	-----	5,010.00	1,664.88	2,057.86	0.00	0.00	2,952.14
10E100	2900	3190	00	100000 Title I SES services	0.00	0.00	0.00	0.00	0.00	0.00
10E500	2900	3190	00	500000 Title I SES Services	0.00	0.00	0.00	0.00	0.00	0.00
10E---	2900	3---	--	-----	0.00	0.00	0.00	0.00	0.00	0.00
10E070	2900	4100	00	000000 21st Cent Supp	0.00	0.00	0.00	0.00	0.00	0.00
10E---	2900	4---	--	-----	0.00	0.00	0.00	0.00	0.00	0.00
10E---	29--	----	--	-----	16,384.00	6,405.88	7,612.86	0.00	0.00	8,771.14
10E070	3000	1100	00	000000 21st Century Comm Serv Sal	259.00	0.00	258.50	0.00	0.00	0.50
10E100	3000	1100	00	100000 Title I Prnt Invl Sal	17,272.00	1,727.22	10,363.32	0.00	0.00	6,908.68
10E110	3000	1100	00	110000 PreK 0-3 Teach Sal	69,897.00	6,989.68	41,938.08	0.00	0.00	27,958.92
10E150	3000	1100	00	150000 SESE Flow Thru St Joe Spch Sal	0.00	0.00	0.00	0.00	0.00	0.00
10E470	3000	1100	00	470000 21st Cent Comm Ser Sal	528.00	0.00	0.00	0.00	0.00	528.00
10E500	3000	1100	00	500000 Title I Prnt Invl Sal Pr	1,780.00	0.00	1,779.88	0.00	0.00	0.12
10E510	3000	1100	00	510000 PreK 0-3 Teach Sal Prior	13,938.00	0.00	13,937.58	0.00	0.00	0.42
10E100	3000	1110	00	100000 Title I N/C	500.00	70.65	355.69	0.00	0.00	144.31
10E500	3000	1110	00	500000 Title I N/C sal	0.00	0.00	0.00	0.00	0.00	0.00
10E510	3000	1110	00	510000 PI Sec Sal	0.00	0.00	0.00	0.00	0.00	0.00
10E110	3000	1200	00	110000 PreK 0-3 Sub Sal	0.00	-42.50	0.00	0.00	0.00	0.00
10E510	3000	1200	00	510000 PI Sub Salary	0.00	0.00	0.00	0.00	0.00	0.00
10E100	3000	1300	00	100000 Title I St Joe Tutor Sal	10,626.00	902.00	4,918.38	0.00	0.00	5,707.62
10E500	3000	1300	00	500000 St Joe Title I Tutoring	1,148.00	0.00	1,147.88	0.00	0.00	0.12
10E---	3000	1---	--	-----	115,948.00	9,647.05	74,699.31	0.00	0.00	41,248.69
10E070	3000	2110	00	000000 21st Cent TRS	125.00	0.00	124.80	0.00	0.00	0.20
10E100	3000	2110	00	100000 Title I Prnt Invl TRS	10,007.00	1,111.82	6,670.92	0.00	0.00	3,336.08
10E110	3000	2110	00	110000 PreK 0-3 Teacher TRS	7,741.00	860.02	5,160.12	0.00	0.00	2,580.88
10E150	3000	2110	00	150000 SESE St Joe Flow Thru TRS	0.00	0.00	0.00	0.00	0.00	0.00
10E470	3000	2110	00	470000 21st Cent Comm Serv TRS	229.00	0.00	0.00	0.00	0.00	229.00
10E500	3000	2110	00	500000 Title I PRNT IN VL TRS	46.00	0.00	45.33	0.00	0.00	0.67
10E510	3000	2110	00	510000 Pre-K 0-3 TRS	26.00	0.00	26.07	0.00	0.00	-0.07
10E100	3000	2130	00	100000	0.00	0.00	0.00	0.00	0.00	0.00
10E100	3000	2200	00	100000 Title I Prnt Inl Ins Ben	2,175.00	217.50	1,305.00	0.00	0.00	870.00
10E110	3000	2200	00	110000 PreK 0-3 Teach Ins Ben	10,875.00	1,087.50	6,525.00	0.00	0.00	4,350.00
10E500	3000	2200	00	500000 Title I Ins Ben Prior	410.00	0.00	410.00	0.00	0.00	0.00
10E510	3000	2200	00	510000 PreK 0-3 Ins Ben Prior	2,050.00	0.00	2,050.00	0.00	0.00	0.00
10E---	3000	2---	--	-----	33,684.00	3,276.84	22,317.24	0.00	0.00	11,366.76
10E100	3000	3140	00	100000 Title I St Joe Reg Fee	1,500.00	0.00	478.00	0.00	0.00	1,022.00
10E330	3000	3140	00	330000 Title II St Joe Consult	611.00	0.00	290.00	0.00	0.00	321.00
10E500	3000	3140	00	500000 Title I St Joe Reg	0.00	0.00	0.00	0.00	0.00	0.00
10E010	3000	3190	00	000000 Dist Comm Serv Pur Serv	0.00	0.00	0.00	0.00	0.00	0.00

107

Account Level				2014-15	February 2014-15	2014-15	2014-15	Encumbered	2014-15		
FDTLOC	FUNC	OBJ	SJ	Description	Budget	Monthly Activity	FYTD Activity	Batch Activity	Amount	Available Funds	
10E070	3000	3190	00	000000	21st Cent Pur Serv	0.00	0.00	0.00	0.00	0.00	
10E100	3000	3190	00	100000	Title I Comm TAPP	500.00	56.25	400.50	37.50	0.00	62.00
10E110	3000	3190	00	110000	PI Purchase Serv	2,295.00	122.50	1,453.96	0.00	94.00	747.04
10E130	3000	3190	00	130000	Walmart SAPP pur serv	0.00	0.00	0.00	0.00	0.00	0.00
10E170	3000	3190	00	170000	Drug Free St Joe Labor	0.00	0.00	0.00	0.00	0.00	0.00
10E180	3000	3190	00	180000	RTTT Comm Serv Pur Serv	0.00	0.00	0.00	0.00	0.00	0.00
10E470	3000	3190	00	470000	21st Cent Pur Serv	1,000.00	0.00	0.00	0.00	0.00	1,000.00
10E500	3000	3190	00	500000	Title I Comm Serv Pur Serv	0.00	0.00	0.00	0.00	0.00	0.00
10E510	3000	3190	00	510000	PreKdg 0-3 Pur Servcs	1,145.00	0.00	1,144.65	0.00	-156.33	156.68
10E530	3000	3190	00	530000	Title II St Joe Pur Serv	0.00	0.00	0.00	0.00	0.00	0.00
10E690	3000	3190	00	690000	TAPS Purchase Service	0.00	0.00	0.00	0.00	0.00	0.00
10E730	3000	3190	00	730000	JFF Tapps Pur Serv	0.00	0.00	0.00	0.00	0.00	0.00
10E100	3000	3250	00	100000	Title I Prnt Invl Pur Serv	0.00	0.00	0.00	0.00	0.00	0.00
10E010	3000	3320	00	000000	Dist Comm Serv Mileage	35,000.00	-8,601.26	-4,601.26	0.00	0.00	39,601.26
10E100	3000	3320	00	100000	Title I St Joe Travel	1,500.00	0.00	433.04	0.00	0.00	1,066.96
10E110	3000	3320	00	110000	PreK 0-3 Travel	1,375.00	417.34	1,489.18	177.68	0.00	-291.86
10E330	3000	3320	00	330000	Title II St Joe Travel	1,231.00	105.00	597.87	0.00	0.00	633.13
10E500	3000	3320	00	500000	Title I Parent Coord Mileage	0.00	0.00	0.00	0.00	0.00	0.00
10E500	3000	3320	01	500000	Title I St Joe Mileage	0.00	0.00	0.00	0.00	0.00	0.00
10E510	3000	3320	00	510000	At Risk 0-3 Trav	181.00	0.00	180.88	0.00	0.00	0.12
10E530	3000	3320	00	530000	Title II Trav	0.00	0.00	0.00	0.00	0.00	0.00
10E---	3000	3---	--	-----		46,338.00	-7,900.17	1,866.82	215.18	-62.33	44,318.33
10E010	3000	4100	00	000000	Dist Comm Serv Supp	5,000.00	0.00	0.00	0.00	0.00	5,000.00
10E070	3000	4100	00	000000	21st Cent Comm Serv Supplies	0.00	0.00	0.00	0.00	0.00	0.00
10E100	3000	4100	00	100000	Title I Prnt Invl Supp	2,250.00	0.00	529.91	0.00	0.00	1,720.09
10E110	3000	4100	00	110000	PreK 0-3 Supplies	5,669.00	281.61	3,079.12	0.00	1,297.24	1,292.64
10E130	3000	4100	00	130000	Walmart SAPP supp	0.00	0.00	0.00	0.00	0.00	0.00
10E170	3000	4100	00	170000	Title IV St Joe Supp	0.00	0.00	0.00	0.00	0.00	0.00
10E180	3000	4100	00	180000	RTTT Community Mtg Supp	0.00	0.00	0.00	0.00	0.00	0.00
10E330	3000	4100	00	330000	Title II St Joe Supplies	0.00	0.00	0.00	0.00	0.00	0.00
10E470	3000	4100	00	470000	21st Cent Sup	300.00	0.00	0.00	0.00	0.00	300.00
10E500	3000	4100	00	500000	Title I Parent Coord Supplies	508.00	0.00	507.54	0.00	0.00	0.46
10E510	3000	4100	00	510000	At Risk 0-3 Supp	1,534.00	0.00	1,533.60	0.00	0.00	0.40
10E690	3000	4100	00	690000	TAPS Supplies	0.00	0.00	0.00	0.00	0.00	0.00
10E730	3000	4100	00	730000	JFF Tapps Supp	0.00	0.00	0.00	0.00	0.00	0.00
10E100	3000	4110	00	100000	Title I St Joe Supp	3,391.00	60.82	630.79	0.00	70.93	2,689.28
10E500	3000	4110	00	500000	Title I St Joe Supp	0.00	0.00	0.00	0.00	0.00	0.00
10E---	3000	4---	--	-----		18,652.00	342.43	6,280.96	0.00	1,368.17	11,002.87
10E730	3000	5500	00	730000	JFF Comm Equip	2,300.00	0.00	2,299.00	0.00	0.00	1.00
10E---	3000	5---	--	-----		2,300.00	0.00	2,299.00	0.00	0.00	1.00

100

Account Level				2014-15	February 2014-15	2014-15	2014-15	Encumbered	2014-15	
FDTLOC	FUNC	OBJ	SJ	Description	Budget	Monthly Activity	FYTD Activity	Batch Activity	Amount	Available Funds
10E110	3001	1100	00	110000 PreK 3-5 Teach Sal	0.00	0.00	0.00	0.00	0.00	0.00
10E510	3001	1100	00	510000 PreK 3-5 Teach Sal Prior	0.00	0.00	0.00	0.00	0.00	0.00
10E---	3001	1---	--	-----	0.00	0.00	0.00	0.00	0.00	0.00
10E110	3001	2110	00	110000 PreK 3-5 Teach TRS	0.00	0.00	0.00	0.00	0.00	0.00
10E510	3001	2110	00	510000 Pre-K 3-5 TRS	0.00	0.00	0.00	0.00	0.00	0.00
10E110	3001	2200	00	110000 PreK 3-5 Teach Ins Ben	0.00	0.00	0.00	0.00	0.00	0.00
10E510	3001	2200	00	510000 PreK 3-5 Ins Ben Prior	0.00	0.00	0.00	0.00	0.00	0.00
10E---	3001	2---	--	-----	0.00	0.00	0.00	0.00	0.00	0.00
10E110	3002	1100	00	110000 PreK Comm Serv Sal	17,273.00	1,727.22	10,363.32	0.00	0.00	6,909.68
10E510	3002	1100	00	510000 PreK Com Serv Sal Prior	1,973.00	0.00	1,972.38	0.00	0.00	0.62
10E110	3002	1110	00	110000 PreK Block Com Serv Sec	0.00	0.00	0.00	0.00	0.00	0.00
10E510	3002	1110	00	510000 PreK Block Com Prior	0.00	0.00	0.00	0.00	0.00	0.00
10E---	3002	1---	--	-----	19,246.00	1,727.22	12,335.70	0.00	0.00	6,910.30
10E110	3002	2110	00	110000 PreK Comm Serv TRS	2,457.00	273.00	1,638.00	0.00	0.00	819.00
10E510	3002	2110	00	510000 Pre-K Comm Serv TRS	0.00	0.00	0.00	0.00	0.00	0.00
10E110	3002	2200	00	110000 PreK Comm Serv Ins Ben	2,610.00	217.50	1,305.00	0.00	0.00	1,305.00
10E510	3002	2200	00	510000 PreK Block Com Prior	410.00	0.00	410.00	0.00	0.00	0.00
10E---	3002	2---	--	-----	5,477.00	490.50	3,353.00	0.00	0.00	2,124.00
10E110	3002	3190	00	110000 PreK Comm Serv Pur Serv	1,100.00	450.00	495.00	0.00	0.00	605.00
10E110	3002	3250	00	110000 PreK Comm Serv Rental	125.00	0.00	0.00	0.00	0.00	125.00
10E510	3002	3250	00	510000 At Risk Rental	0.00	0.00	0.00	0.00	0.00	0.00
10E110	3002	3320	00	110000 PreK Comm Serv Travel	2,339.00	0.00	25.20	0.00	0.00	2,313.80
10E510	3002	3320	00	510000 At Risk Travel	549.00	0.00	548.39	0.00	0.00	0.61
10E---	3002	3---	--	-----	4,113.00	450.00	1,068.59	0.00	0.00	3,044.41
10E110	3002	4100	00	110000 PreK Comm Serv Supplies	2,550.00	193.92	1,056.68	0.00	788.12	705.20
10E510	3002	4100	00	510000 PreKdgm. Comm Serv Supp	109.00	0.00	108.95	0.00	0.00	0.05
10E---	3002	4---	--	-----	2,659.00	193.92	1,165.63	0.00	788.12	705.25
10E---	30--	----	--	-----	248,417.00	8,227.79	125,386.25	215.18	2,093.96	120,721.61
10E150	3700	1100	00	150000 SESE Flow Thru-St Joe Speech	4,588.00	1,740.38	1,740.38	0.00	0.00	2,847.62
10E---	3700	1---	--	-----	4,588.00	1,740.38	1,740.38	0.00	0.00	2,847.62
10E150	3700	2110	00	150000 SESE Flow Thru St Joe TRS	2,208.00	840.22	840.22	0.00	0.00	1,367.78
10E---	3700	2---	--	-----	2,208.00	840.22	840.22	0.00	0.00	1,367.78
10E---	37--	----	--	-----	6,796.00	2,580.60	2,580.60	0.00	0.00	4,215.40
10E260	4120	6700	00	260000 Special Ed Tuition to oth LEAs	0.00	0.00	0.00	0.00	0.00	0.00
10E---	4120	6---	--	-----	0.00	0.00	0.00	0.00	0.00	0.00
10E260	4120	8120	00	260000 Spec Ed Tuition Other Public	0.00	0.00	0.00	0.00	0.00	0.00
10E---	4120	8---	--	-----	0.00	0.00	0.00	0.00	0.00	0.00
10E---	41--	----	--	-----	0.00	0.00	0.00	0.00	0.00	0.00
10E010	4210	6740	00	000000 Reg Ed Public CARBONDALE Tuiti	1,500.00	0.00	1,056.00	0.00	0.00	444.00
10E---	4210	6---	--	-----	1,500.00	0.00	1,056.00	0.00	0.00	444.00

601

Account Level				2014-15	February 2014-15	2014-15	2014-15	Encumbered	2014-15	
FDTLOC	FUNC	OBJ	SJ	Description	Budget	Monthly Activity	FYTD Activity	Batch Activity	Amount	Available Funds
10E010	4220	6700	00 000000	Sp Ed Public SESE Tutition	347,208.00	69,491.92	329,897.92	0.00	0.00	17,310.08
10E010	4220	6710	00 000000	SP ED CARBONDALE TUITION	0.00	0.00	0.00	0.00	0.00	0.00
10E010	4220	6720	00 000000	SpEd Cunningham's Tuition/RmBd	0.00	0.00	0.00	0.00	0.00	0.00
10E---	4220	6---	-- -----		347,208.00	69,491.92	329,897.92	0.00	0.00	17,310.08
10E---	42--	----	-- -----		348,708.00	69,491.92	330,953.92	0.00	0.00	17,754.08
1-E---	----	----	-- -----		16,839,116.00	1,510,924.75	10,733,576.99	11,478.75	269,895.28	5,824,164.98
20E010	2530	3140	00 000000	Honeywell Perf Contract	0.00	0.00	0.00	0.00	0.00	0.00
20E010	2530	3190	00 000000	Dist Construct Pur Serv	0.00	0.00	0.00	0.00	0.00	0.00
20E---	2530	3---	-- -----		0.00	0.00	0.00	0.00	0.00	0.00
20E010	2540	3190	00 000000	Dist Maint-Pur Serv/Physical	950.00	0.00	599.46	12.65	315.00	22.89
20E020	2540	3190	00 000000	ERES Maint Agreement	17,000.00	2,456.00	11,221.50	0.00	5,401.00	377.50
20E030	2540	3190	00 000000	WRES PURCHASE SERVICE	2,000.00	1,117.00	2,682.04	0.00	213.00	-895.04
20E040	2540	3190	00 000000	ERMS Maint agreement	22,000.00	0.00	16,524.74	0.00	3,802.26	1,673.00
20E050	2540	3190	00 000000	ERHS PURCHASE SERVICE	25,000.00	0.00	3,607.00	0.00	0.00	21,393.00
20E220	2540	3190	00 220000	IEMA Security Gr Pur Serv	31,500.00	0.00	31,300.00	0.00	0.00	200.00
20E010	2540	3210	00 000000	Dist Terminx	675.00	0.00	0.00	0.00	675.00	0.00
20E020	2540	3210	00 000000	ERES Termnx/Trash Serv	6,000.00	0.00	4,364.04	0.00	1,460.96	175.00
20E030	2540	3210	00 000000	WRES Termnx/Trash Serv	5,000.00	60.00	1,791.98	0.00	1,748.02	1,460.00
20E040	2540	3210	00 000000	ERMS Termnxs/Trash Serv	4,500.00	0.00	3,156.08	0.00	1,258.72	85.20
20E050	2540	3210	00 000000	ERHS Termnx/Trash Serv	21,800.00	0.00	7,665.00	0.00	2,562.00	11,573.00
20E010	2540	3230	00 000000	Dist Maint Rep/Maint	942.00	1,786.95	2,158.61	0.00	300.00	-1,516.61
20E020	2540	3230	00 000000	ERES Repair/Maint	14,000.00	90.00	12,712.00	0.00	1,826.25	-538.25
20E030	2540	3230	00 000000	WRES Rep/Maint	3,000.00	180.00	1,621.00	400.00	1,275.00	-296.00
20E040	2540	3230	00 000000	ERMS Cust Rep/Maint	4,000.00	90.00	2,847.67	0.00	916.00	236.33
20E050	2540	3230	00 000000	ERHS Cust Rep/Maint	11,600.00	3,635.06	11,894.27	110.00	1,012.00	-1,416.27
20E010	2540	3250	00 000000	Dist Maint Rental	500.00	0.00	153.79	0.00	0.00	346.21
20E010	2540	3260	00 000000	DIST-WIDE UPS/POSTAGE	100.00	0.00	5.62	0.00	0.00	94.38
20E010	2540	3320	00 000000	Dist Maint Travel	300.00	0.00	22.96	0.00	0.00	277.04
20E020	2540	3700	00 000000	ERES Water/Sewer	8,700.00	794.63	5,548.23	0.00	0.00	3,151.77
20E030	2540	3700	00 000000	WRES Water/Sewer	2,250.00	215.12	1,389.92	0.00	0.00	860.08
20E040	2540	3700	00 000000	ERMS Water/Sewer	5,000.00	372.20	3,281.10	0.00	0.00	1,718.90
20E050	2540	3700	00 000000	ERHS Water/Sewer	8,500.00	852.64	6,223.53	0.00	2,276.47	0.00
20E---	2540	3---	-- -----		195,317.00	11,649.60	130,770.54	522.65	25,041.68	38,982.13
20E010	2540	4100	00 000000	Dist Maint Supplies	88,000.00	6,064.70	77,674.25	736.63	13,538.98	-3,949.86
20E020	2540	4100	00 000000	ERES Cust Supp	500.00	0.00	0.00	0.00	0.00	500.00
20E030	2540	4100	00 000000	WRES Cust Supp	500.00	2.25	2.25	0.00	0.00	497.75
20E220	2540	4100	00 220000	IEMA Security Grant Supp	15,000.00	0.00	14,303.62	0.00	0.00	696.38
20E050	2540	4110	00 000000	ERHS Athletic Fld Supp	3,500.00	0.00	2,505.15	0.00	0.00	994.85
20E010	2540	4640	00 000000	Dist Maint Fuel	7,500.00	0.00	0.00	0.00	0.00	7,500.00
20E---	2540	4---	-- -----		115,000.00	6,066.95	94,485.27	736.63	13,538.98	6,239.12

Account Level				2014-15	February 2014-15	2014-15	2014-15	Encumbered	2014-15	
FDTLOC	FUNC	OBJ	SJ	Description	Budget	Monthly Activity	FYTD Activity	Batch Activity	Amount	Available Funds
20E010	2540	5500	00 000000	Dist Maint Equip	6,000.00	0.00	4,279.02	0.00	0.00	1,720.98
20E020	2540	5500	00 000000	ERES Cust Equipment	40,000.00	0.00	650.00	0.00	0.00	39,350.00
20E030	2540	5500	00 000000	WRES Bldg Equipment	2,000.00	0.00	0.00	0.00	0.00	2,000.00
20E040	2540	5500	00 000000	ERMS Cust Equip	4,000.00	0.00	2,680.61	0.00	0.00	1,319.39
20E050	2540	5500	00 000000	ERHS Classrm Equip	5,000.00	0.00	4,603.69	0.00	0.00	396.31
20E220	2540	5500	00 220000	IEMA Security Grant Equip	16,000.00	0.00	6,000.00	0.00	0.00	10,000.00
20E---	2540	5---	-- -----		73,000.00	0.00	18,213.32	0.00	0.00	54,786.68
20E010	2541	1110	00 000000	District Maint Sal	33,713.00	5,743.72	12,237.49	0.00	0.00	21,475.51
20E---	2541	1---	-- -----		33,713.00	5,743.72	12,237.49	0.00	0.00	21,475.51
20E010	2541	2130	00 000000		0.00	0.00	0.00	0.00	0.00	0.00
20E010	2541	2200	00 000000	District Maint Ins Ben	5,220.00	435.00	3,480.00	0.00	0.00	1,740.00
20E---	2541	2---	-- -----		5,220.00	435.00	3,480.00	0.00	0.00	1,740.00
20E010	2541	3190	00 000000	District Maint Pur Ser	500.00	0.00	331.74	0.00	25.00	143.26
20E---	2541	3---	-- -----		500.00	0.00	331.74	0.00	25.00	143.26
20E010	2541	4650	00 000000	Dist Warehouse Nat Gas	1,000.00	287.34	583.48	0.00	416.52	0.00
20E---	2541	4---	-- -----		1,000.00	287.34	583.48	0.00	416.52	0.00
20E010	2542	1110	00 000000	Dist Summer Maint Sal	45,000.00	284.63	29,330.37	0.00	0.00	15,669.63
20E---	2542	1---	-- -----		45,000.00	284.63	29,330.37	0.00	0.00	15,669.63
20E010	2542	2200	00 000000		65.00	0.00	62.14	0.00	0.00	2.86
20E---	2542	2---	-- -----		65.00	0.00	62.14	0.00	0.00	2.86
20E010	2542	3190	00 000000	Dist Smmr Maint Pur Serv	235,000.00	0.00	182,842.30	0.00	58,034.70	-5,877.00
20E010	2542	3320	00 000000	Dist Summer Maint Trav	205.00	0.00	204.96	0.00	0.00	0.04
20E---	2542	3---	-- -----		235,205.00	0.00	183,047.26	0.00	58,034.70	-5,876.96
20E010	2542	4100	00 000000	Dist Summer Maint Supp	100,000.00	0.00	47,834.49	0.00	45,516.18	6,649.33
20E---	2542	4---	-- -----		100,000.00	0.00	47,834.49	0.00	45,516.18	6,649.33
20E010	2542	5500	00 000000	Sumr Maint Equipment	80,000.00	0.00	2,204.99	0.00	0.00	77,795.01
20E---	2542	5---	-- -----		80,000.00	0.00	2,204.99	0.00	0.00	77,795.01
20E---	25---	-----	-- -----		884,020.00	24,467.24	522,581.09	1,259.28	142,573.06	217,606.57
2-E---	-----	-----	-- -----		884,020.00	24,467.24	522,581.09	1,259.28	142,573.06	217,606.57
30E010	5200	6200	00 000000	Long Term Bond Interest	739,677.00	0.00	371,072.92	0.00	0.00	368,604.08
30E010	5200	6250	00 000000	Long Term Bond Maintenance Fee	800.00	0.00	583.00	0.00	0.00	217.00
30E---	5200	6---	-- -----		740,477.00	0.00	371,655.92	0.00	0.00	368,821.08
30E---	52--	-----	-- -----		740,477.00	0.00	371,655.92	0.00	0.00	368,821.08
30E010	5300	6100	00 000000	Long Term Bond Principal	714,650.00	0.00	714,650.00	0.00	0.00	0.00
30E---	5300	6---	-- -----		714,650.00	0.00	714,650.00	0.00	0.00	0.00
30E---	53--	-----	-- -----		714,650.00	0.00	714,650.00	0.00	0.00	0.00
3-E---	-----	-----	-- -----		1,455,127.00	0.00	1,086,305.92	0.00	0.00	368,821.08
40E080	2550	1100	00 000000	Trans Director Salary	8,990.00	5,775.60	5,775.60	0.00	0.00	3,214.40
40E080	2550	1110	00 000000	Trans Mechanic/Maint Sal	41,117.00	3,326.40	26,817.45	0.00	0.00	14,299.55
40E080	2550	1110	61 000000	Trans Bus Drivers Sal	483,500.00	50,692.82	325,919.17	0.00	0.00	157,580.83

Account Level				2014-15	February 2014-15	2014-15	2014-15	Encumbered	2014-15	
FDTLOC	FUNC	OBJ	SJ	Description	Budget	Monthly Activity	FYTD Activity	Batch Activity	Amount	Available Funds
40E080	2550	1110	70	000000	85,500.00	7,049.64	57,248.58	0.00	0.00	28,251.42
40E610	2550	1110	00	610000	0.00	0.00	0.00	0.00	0.00	0.00
40E620	2550	1110	00	620000	68,000.00	7,677.80	45,881.53	0.00	0.00	22,118.47
40E080	2550	1200	00	000000	0.00	0.00	0.00	0.00	0.00	0.00
40E620	2550	1200	00	620000	0.00	197.63	197.63	0.00	0.00	-197.63
40E080	2550	1210	00	000000	3,500.00	0.00	2,777.25	0.00	0.00	722.75
40E080	2550	1210	61	000000	12,000.00	2,004.75	6,244.64	0.00	0.00	5,755.36
40E620	2550	1210	00	620000	8,500.00	1,823.28	7,978.88	0.00	0.00	521.12
40E080	2550	1310	00	000000	45,000.00	3,391.17	27,270.24	0.00	0.00	17,729.76
40E---	2550	1---	--	-----	756,107.00	81,939.09	506,110.97	0.00	0.00	249,996.03
40E080	2550	2110	00	000000	1,068.00	684.66	684.66	0.00	0.00	383.34
40E080	2550	2130	00	000000	0.00	0.00	0.00	0.00	0.00	0.00
40E080	2550	2130	61	000000	0.00	0.00	0.00	0.00	0.00	0.00
40E080	2550	2130	70	000000	0.00	0.00	0.00	0.00	0.00	0.00
40E620	2550	2130	00	620000	0.00	0.00	0.00	0.00	0.00	0.00
40E080	2550	2200	00	000000	15.00	473.32	481.72	0.00	0.00	-466.72
40E080	2550	2200	61	000000	122,240.00	11,265.78	78,715.29	0.00	0.00	43,524.71
40E080	2550	2200	70	000000	10,440.00	870.00	6,960.00	0.00	0.00	3,480.00
40E620	2550	2200	00	620000	10,500.00	1,023.00	6,093.99	0.00	0.00	4,406.01
40E---	2550	2---	--	-----	144,263.00	14,316.76	92,935.66	0.00	0.00	51,327.34
40E080	2550	3140	00	000000	1,000.00	0.00	950.00	0.00	0.00	50.00
40E080	2550	3190	00	000000	6,000.00	16.00	2,206.11	50.00	3,406.18	337.71
40E620	2550	3190	00	620000	0.00	0.00	0.00	0.00	0.00	0.00
40E080	2550	3210	00	000000	550.00	0.00	430.00	0.00	120.00	0.00
40E080	2550	3220	00	000000	1,500.00	89.51	795.75	0.00	704.25	0.00
40E080	2550	3230	00	000000	28,800.00	2,848.90	21,218.43	620.00	19,196.67	-12,235.10
40E080	2550	3240	00	000000	100.00	0.00	0.00	0.00	0.00	100.00
40E080	2550	3250	00	000000	100.00	0.00	0.00	0.00	0.00	100.00
40E080	2550	3260	00	000000	100.00	0.00	9.75	0.00	0.00	90.25
40E080	2550	3270	00	000000	0.00	0.00	0.00	0.00	0.00	0.00
40E080	2550	3310	00	000000	0.00	0.00	0.00	0.00	0.00	0.00
40E080	2550	3320	00	000000	0.00	0.00	0.00	0.00	0.00	0.00
40E080	2550	3390	00	000000	5,000.00	180.00	3,983.85	0.00	2,190.00	-1,173.85
40E080	2550	3600	00	000000	2,000.00	0.00	1,054.79	0.00	945.21	0.00
40E080	2550	3900	00	000000	3,800.00	656.00	2,685.50	0.00	1,114.50	0.00
40E---	2550	3---	--	-----	48,950.00	3,790.41	33,334.18	670.00	27,676.81	-12,730.99
40E080	2550	4100	00	000000	97,000.00	6,348.03	76,410.82	288.00	18,061.97	2,239.21
40E080	2550	4240	00	000000	500.00	20.95	215.90	0.00	284.10	0.00
40E080	2550	4620	00	000000	11,100.00	166.12	4,578.22	0.00	6,452.60	69.18
40E080	2550	4640	00	000000	225,000.00	25,892.21	159,299.22	0.00	65,742.54	-41.76

Account Level				2014-15	February 2014-15	2014-15	2014-15	Encumbered	2014-15	
FDTLOC	FUNC	OBJ	SJ	Description	Budget	Monthly Activity	FYTD Activity	Batch Activity	Amount	Available Funds
40E080	2550	4700	00 000000	Trans Software	0.00	0.00	0.00	0.00	0.00	0.00
40E---	2550	4---	--		333,600.00	32,427.31	240,504.16	288.00	90,541.21	2,266.63
40E080	2550	5500	00 000000	Trans Equipment	0.00	0.00	0.00	0.00	0.00	0.00
40E080	2550	5510	00 000000	Trans Other Vehicle Purchase	0.00	0.00	0.00	0.00	0.00	0.00
40E080	2550	5520	00 000000	Trans Vehicle Purchase	229,299.00	0.00	229,299.00	0.00	0.00	0.00
40E080	2550	5530	00 000000	Trans Radio	0.00	0.00	0.00	0.00	0.00	0.00
40E---	2550	5---	--		229,299.00	0.00	229,299.00	0.00	0.00	0.00
40E---	25--	----	--		1,512,219.00	132,473.57	1,102,183.97	958.00	118,218.02	290,859.01
40E620	4120	3310	00 620000	Trans Sp Ed Out of Dist	0.00	0.00	0.00	0.00	0.00	0.00
40E---	4120	3---	--		0.00	0.00	0.00	0.00	0.00	0.00
40E---	41--	----	--		0.00	0.00	0.00	0.00	0.00	0.00
40E080	5370	6200	00 000000	Bus Lease Agreement	31,158.00	0.00	0.00	0.00	0.00	31,158.00
40E---	5370	6---	--		31,158.00	0.00	0.00	0.00	0.00	31,158.00
40E---	53--	----	--		31,158.00	0.00	0.00	0.00	0.00	31,158.00
4-E---	----	----	--		1,543,377.00	132,473.57	1,102,183.97	958.00	118,218.02	322,017.01
50E030	1100	2120	00 000000	Fuel Up 60 IMRF	0.00	0.00	0.00	0.00	0.00	0.00
50E070	1100	2120	00 000000	Century 21 IMRF	193.00	0.00	192.11	0.00	0.00	0.89
50E470	1100	2120	00 470000	21st Cent IMRF	1,500.00	341.30	341.30	0.00	0.00	1,158.70
50E030	1100	2130	00 000000	Fuel Up 60 FICA	0.00	0.00	0.00	0.00	0.00	0.00
50E070	1100	2130	00 000000	Century 21 FICA	242.00	0.00	242.39	0.00	0.00	-0.39
50E470	1100	2130	00 470000	21st Cent FICA	1,000.00	291.16	291.16	0.00	0.00	708.84
50E030	1100	2140	00 000000	Fuel Up 60 Med	0.00	0.00	0.00	0.00	0.00	0.00
50E070	1100	2140	00 000000	Century 21 Med	171.00	0.00	170.73	0.00	0.00	0.27
50E470	1100	2140	00 470000	21st Cent Med	2,000.00	119.03	119.03	0.00	0.00	1,880.97
50E---	1100	2---	--		5,106.00	751.49	1,356.72	0.00	0.00	3,749.28
50E020	1110	2120	00 000000	ERES IMRF	28,400.00	0.00	0.00	0.00	0.00	28,400.00
50E020	1110	2130	00 000000	ERES FICA	0.00	14.76	230.06	0.00	0.00	-230.06
50E030	1110	2130	00 000000		100.00	0.00	59.54	0.00	0.00	40.46
50E020	1110	2140	00 000000	ERES Medicare	0.00	2,180.25	17,394.48	0.00	0.00	-17,394.48
50E030	1110	2140	00 000000		5,500.00	370.95	2,208.55	0.00	0.00	3,291.45
50E160	1110	2140	00 160000	Ed Jobs Fund Med	0.00	0.00	0.00	0.00	0.00	0.00
50E---	1110	2---	--		34,000.00	2,565.96	19,892.63	0.00	0.00	14,107.37
50E040	1120	2120	00 000000	ERMS IMRF	6,400.00	452.59	3,395.30	0.00	0.00	3,004.70
50E160	1120	2120	00 160000	Ed Jobs Fund IMRF	0.00	0.00	0.00	0.00	0.00	0.00
50E040	1120	2130	00 000000	ERMS FICA	2,400.00	187.06	1,280.78	0.00	0.00	1,119.22
50E160	1120	2130	00 160000	Ed Jobs Fund FICA	0.00	0.00	0.00	0.00	0.00	0.00
50E040	1120	2140	00 000000	ERMS Medicare	19,400.00	1,639.65	11,910.65	0.00	0.00	7,489.35
50E160	1120	2140	00 160000	Ed Jobs Fund Med	0.00	0.00	0.00	0.00	0.00	0.00
50E---	1120	2---	--		28,200.00	2,279.30	16,586.73	0.00	0.00	11,613.27
50E110	1125	2120	00 110000	Pre K IMRF	7,154.00	752.91	4,320.73	0.00	0.00	2,833.27

53

Account Level				2014-15	February 2014-15	2014-15	2014-15	Encumbered	2014-15	
FDTLOC	FUNC	OBJ	SJ	Description	Budget	Monthly Activity	FYTD Activity	Batch Activity	Amount	Available Funds
50E210	1125	2120	00	210000 ROE Pre K IIMRF	2,126.00	130.26	1,059.76	0.00	0.00	1,066.24
50E510	1125	2120	00	510000 Pre K IMRF	964.00	0.00	963.72	0.00	0.00	0.28
50E110	1125	2130	00	110000 Pre K FICA	3,254.00	308.19	2,025.31	0.00	0.00	1,228.69
50E210	1125	2130	00	210000 ROE Pre K FICA	590.00	49.30	395.65	0.00	0.00	194.35
50E510	1125	2130	00	510000 Pre K FICA	354.00	0.00	353.80	0.00	0.00	0.20
50E110	1125	2140	00	110000 Pre K Medicare	2,774.00	260.62	1,688.19	0.00	0.00	1,085.81
50E210	1125	2140	00	210000 ROE Pre K Medicare	413.00	35.72	280.07	0.00	0.00	132.93
50E510	1125	2140	00	510000 Pre K Medicare	332.00	0.00	331.62	0.00	0.00	0.38
50E---	1125	2---	--	-----	17,961.00	1,537.00	11,418.85	0.00	0.00	6,542.15
50E050	1130	2120	00	000000 ERHS IMRF	2,691.00	217.44	1,365.02	0.00	0.00	1,325.98
50E050	1130	2130	00	000000 ERHS FICA	988.00	82.30	519.20	0.00	0.00	468.80
50E050	1130	2140	00	000000 ERHS Medicare	21,050.00	1,570.64	12,243.63	0.00	0.00	8,806.37
50E160	1130	2140	00	160000 Ed Jobs Fund Med	0.00	0.00	0.00	0.00	0.00	0.00
50E---	1130	2---	--	-----	24,729.00	1,870.38	14,127.85	0.00	0.00	10,601.15
50E570	1140	2120	00	570000 Read Impr IMRF Prior	0.00	0.00	0.00	0.00	0.00	0.00
50E570	1140	2130	00	570000 Read Impr FICA Prior	0.00	0.00	0.00	0.00	0.00	0.00
50E---	1140	2---	--	-----	0.00	0.00	0.00	0.00	0.00	0.00
50E530	1170	2130	00	530000 Title II FICA	0.00	0.00	0.00	0.00	0.00	0.00
50E330	1170	2140	00	330000 TITLE II TEACH QUAL MED	905.00	83.30	497.13	0.00	0.00	407.87
50E530	1170	2140	00	530000 Title II Med	78.00	0.00	77.09	0.00	0.00	0.91
50E---	1170	2---	--	-----	983.00	83.30	574.22	0.00	0.00	408.78
50E---	11--	----	--	-----	110,979.00	9,087.43	63,957.00	0.00	0.00	47,022.00
50E140	1203	2120	00	140000 EMH Aide/Asst IMRF	0.00	0.00	0.00	0.00	0.00	0.00
50E140	1203	2130	00	140000 EMH Aide/Asst FICA	0.00	0.00	0.00	0.00	0.00	0.00
50E140	1203	2140	00	140000 EMH Medicare	0.00	0.00	0.00	0.00	0.00	0.00
50E---	1203	2---	--	-----	0.00	0.00	0.00	0.00	0.00	0.00
50E140	1204	2120	00	140000 Prsnl Aide/Ast IMRF	6,210.00	468.36	3,912.27	0.00	0.00	2,297.73
50E140	1204	2130	00	140000 Prsnl Aide/Ast FICA	2,500.00	187.41	1,619.28	0.00	0.00	880.72
50E140	1204	2140	00	140000 Prsnl Aide/Ast Med	600.00	43.83	379.43	0.00	0.00	220.57
50E---	1204	2---	--	-----	9,310.00	699.60	5,910.98	0.00	0.00	3,399.02
50E140	1205	2120	00	140000 LD Aide/Asst IMRF	0.00	8.89	85.17	0.00	0.00	-85.17
50E140	1205	2130	00	140000 LD Aide/Asst FICA	0.00	20.57	90.73	0.00	0.00	-90.73
50E140	1205	2140	00	140000 LD Medicare	8,900.00	479.42	4,071.32	0.00	0.00	4,828.68
50E---	1205	2---	--	-----	8,900.00	508.88	4,247.22	0.00	0.00	4,652.78
50E280	1206	2120	00	280000 Visual Aide IMRF	0.00	0.00	0.00	0.00	0.00	0.00
50E280	1206	2130	00	280000 Visual Aide FICA	0.00	0.00	0.00	0.00	0.00	0.00
50E---	1206	2---	--	-----	0.00	0.00	0.00	0.00	0.00	0.00
50E280	1213	2130	00	280000	0.00	0.00	0.00	0.00	0.00	0.00
50E280	1213	2140	00	280000 Homebound Medicare	200.00	27.82	89.27	0.00	0.00	110.73
50E---	1213	2---	--	-----	200.00	27.82	89.27	0.00	0.00	110.73

				Account Level	2014-15	February 2014-15	2014-15	2014-15	Encumbered	2014-15
FDTLOC	FUNC	OBJ	SJ	Description	Budget	Monthly Activity	FYTD Activity	Batch Activity	Amount	Available Funds
50E140	1216	2120	00	140000	Autism IMRF	0.00	0.00	0.00	0.00	0.00
50E280	1216	2120	00	280000	Autism IMRF	14,400.00	1,139.12	8,791.05	0.00	5,608.95
50E140	1216	2130	00	140000	Autism FICA	0.00	0.00	0.00	0.00	0.00
50E280	1216	2130	00	280000	Autism FICA	6,300.00	480.97	3,497.01	0.00	2,802.99
50E140	1216	2140	00	140000	Autism Med	0.00	0.00	0.00	0.00	0.00
50E280	1216	2140	00	280000	Autism Med	1,600.00	112.97	821.74	0.00	778.26
50E---	1216	2---	--	-----		22,300.00	1,733.06	13,109.80	0.00	9,190.20
50E140	1220	2120	00	140000	EMH/LD Aide/Asst IMRF	19,500.00	1,565.30	10,657.27	0.00	8,842.73
50E140	1220	2130	00	140000	EMH/LD Aide/Asst FICA	7,500.00	618.45	4,070.29	0.00	3,429.71
50E140	1220	2140	00	140000	EMH/LD Medicare	7,000.00	575.42	4,267.03	0.00	2,732.97
50E---	1220	2---	--	-----		34,000.00	2,759.17	18,994.59	0.00	15,005.41
50E100	1250	2120	00	100000	Title I IMRF	30,000.00	3,117.85	18,205.99	0.00	11,794.01
50E500	1250	2120	00	500000	Title I IMRF Prior	3,322.00	0.00	3,321.27	0.00	0.73
50E100	1250	2130	00	100000	Title I FICA	12,000.00	1,275.34	7,294.61	0.00	4,705.39
50E500	1250	2130	00	500000	Title I FICA Prior	1,315.00	0.00	1,315.31	0.00	-0.31
50E100	1250	2140	00	100000	Title I Medicare	3,700.00	415.29	2,229.43	0.00	1,470.57
50E500	1250	2140	00	500000	Title I Medicare Prior	463.00	0.00	463.55	0.00	-0.55
50E---	1250	2---	--	-----		50,800.00	4,808.48	32,830.16	0.00	17,969.84
50E---	12--	----	--	-----		125,510.00	10,537.01	75,182.02	0.00	50,327.98
50E050	1400	2120	00	000000	ERHS Voc TA IMRF	0.00	0.00	0.00	0.00	0.00
50E390	1400	2120	00	390000	Voc Tutor IMRF	0.00	0.00	0.00	0.00	0.00
50E050	1400	2130	00	000000	HS BT/Voc FICA	500.00	0.00	287.51	0.00	212.49
50E390	1400	2130	00	390000	Voc Tutor FICA	0.00	0.00	0.00	0.00	0.00
50E050	1400	2140	00	000000	ERHS Voc Medicare	7,250.00	665.74	4,439.89	0.00	2,810.11
50E390	1400	2140	00	390000	Voc Tutor Med	0.00	0.00	0.00	0.00	0.00
50E490	1400	2140	00	490000	Ag Incent Med	22.00	3.51	12.60	0.00	9.40
50E---	1400	2---	--	-----		7,772.00	669.25	4,740.00	0.00	3,032.00
50E410	1459	2120	00	410000	JROTC Instructor IMRF	21,110.00	1,680.24	13,654.71	0.00	7,455.29
50E410	1459	2130	00	410000	JROTC Instructor FICA	7,750.00	635.99	5,050.65	0.00	2,699.35
50E410	1459	2140	00	410000	JROTC Instructor Med	1,825.00	148.74	1,181.20	0.00	643.80
50E---	1459	2---	--	-----		30,685.00	2,464.97	19,886.56	0.00	10,798.44
50E---	14--	----	--	-----		38,457.00	3,134.22	24,626.56	0.00	13,830.44
50E050	1500	2140	00	000000	ERHS A D Medicare	58.00	5.74	34.66	0.00	23.34
50E---	1500	2---	--	-----		58.00	5.74	34.66	0.00	23.34
50E050	1509	2140	00	000000	ERHS Pep Club Med	0.00	0.00	0.00	0.00	0.00
50E---	1509	2---	--	-----		0.00	0.00	0.00	0.00	0.00
50E050	1510	2120	00	000000	ERHS Cheerldr Spons IMRF	440.00	0.00	122.58	0.00	317.42
50E050	1510	2130	00	000000	ERHS Cheerldr Spons FICA	0.00	0.00	44.99	0.00	-44.99
50E050	1510	2140	00	000000	ERHS Cheerldr Spons Medi	0.00	0.00	29.59	0.00	-29.59
50E---	1510	2---	--	-----		440.00	0.00	197.16	0.00	242.84

CH

				Account Level	2014-15	February 2014-15	2014-15	2014-15	Encumbered	2014-15
FDTLOC	FUNC	OBJ	SJ	Description	Budget	Monthly Activity	FYTD Activity	Batch Activity	Amount	Available Funds
50E050	1511	2140	00 000000	ERHS Golf Medicare	53.00	0.00	51.85	0.00	0.00	1.15
50E---	1511	2---	--		53.00	0.00	51.85	0.00	0.00	1.15
50E050	1512	2120	00 000000	ERHS X C IMRF	0.00	0.00	0.00	0.00	0.00	0.00
50E050	1512	2130	00 000000	ERHS X C FICA	0.00	0.00	3.73	0.00	0.00	-3.73
50E050	1512	2140	00 000000	ERHS X C Medicare	91.00	0.00	95.98	0.00	0.00	-4.98
50E---	1512	2---	--		91.00	0.00	99.71	0.00	0.00	-8.71
50E050	1513	2120	00 000000	ERHS Dance IMRF	0.00	0.00	122.58	0.00	0.00	-122.58
50E050	1513	2130	00 000000	ERHS Dance Team FICA	0.00	0.00	44.99	0.00	0.00	-44.99
50E050	1513	2140	00 000000	ERHS Dance Med	402.00	0.00	10.52	0.00	0.00	391.48
50E---	1513	2---	--		402.00	0.00	178.09	0.00	0.00	223.91
50E050	1520	2130	00 000000	ERHS Girls TN FICA	0.00	0.00	179.98	0.00	0.00	-179.98
50E050	1520	2140	00 000000	ERHS Girls Tn Medicare	222.00	0.00	42.09	0.00	0.00	179.91
50E---	1520	2---	--		222.00	0.00	222.07	0.00	0.00	-0.07
50E050	1521	2120	00 000000	ERHS Volleybl Wkrs IMRF	305.00	0.00	0.00	0.00	0.00	305.00
50E050	1521	2130	00 000000	ERHS Volleybl Wkrs FICA	0.00	0.00	37.94	0.00	0.00	-37.94
50E050	1521	2140	00 000000	ERHS Volleyball Medi	0.00	0.00	101.75	0.00	0.00	-101.75
50E---	1521	2---	--		305.00	0.00	139.69	0.00	0.00	165.31
50E050	1522	2120	00 000000	ERHS Girls Bsktbl IMRF	0.00	0.00	0.00	0.00	0.00	0.00
50E050	1522	2130	00 000000	ERHS Grls Bskbl Wkr FICA	0.00	4.46	7.81	0.00	0.00	-7.81
50E050	1522	2140	00 000000	ERHS Grls Bsktbl Cch Med	375.00	1.45	2.79	0.00	0.00	372.21
50E---	1522	2---	--		375.00	5.91	10.60	0.00	0.00	364.40
50E050	1523	2120	00 000000	ERHS Girls Track IMRF	0.00	0.00	0.00	0.00	0.00	0.00
50E050	1523	2130	00 000000	ERHS Grls Track FICA	0.00	0.00	0.00	0.00	0.00	0.00
50E050	1523	2140	00 000000	ERHS Grls Track Medicare	278.00	0.00	0.00	0.00	0.00	278.00
50E---	1523	2---	--		278.00	0.00	0.00	0.00	0.00	278.00
50E050	1524	2120	00 000000	ERHS Grls Sftbl IMRF	0.00	0.00	0.00	0.00	0.00	0.00
50E050	1524	2130	00 000000	ERHS Grls Sftbl FICA	0.00	0.00	0.00	0.00	0.00	0.00
50E050	1524	2140	00 000000	ERHS Grls Sftbl Medicare	115.00	0.00	0.00	0.00	0.00	115.00
50E---	1524	2---	--		115.00	0.00	0.00	0.00	0.00	115.00
50E050	1525	2120	00 000000		0.00	0.00	0.00	0.00	0.00	0.00
50E050	1525	2130	00 000000	ERHS GIRLS SOCCER FICA	265.00	0.00	0.00	0.00	0.00	265.00
50E050	1525	2140	00 000000	ERHS Girls Sccr Med	0.00	0.00	0.00	0.00	0.00	0.00
50E---	1525	2---	--		265.00	0.00	0.00	0.00	0.00	265.00
50E050	1530	2130	00 000000	ERHS Boys Tns FICA	222.00	0.00	0.00	0.00	0.00	222.00
50E050	1530	2140	00 000000	ERHS Boys Tns Cch Med	0.00	0.00	0.00	0.00	0.00	0.00
50E---	1530	2---	--		222.00	0.00	0.00	0.00	0.00	222.00
50E050	1531	2120	00 000000	ERHS FTB IMRF	0.00	0.00	0.00	0.00	0.00	0.00
50E050	1531	2130	00 000000	ERHS Ftbl FICA	1,200.00	0.00	510.19	0.00	0.00	689.81
50E050	1531	2140	00 000000	ERHS Ftbl Coach Medicare	0.00	0.00	313.70	0.00	0.00	-313.70
50E---	1531	2---	--		1,200.00	0.00	823.89	0.00	0.00	376.11

Account Level				2014-15	February 2014-15	2014-15	2014-15	Encumbered	2014-15	
FDTLOC	FUNC	OBJ	SJ	Description	Budget	Monthly Activity	FYTD Activity	Batch Activity	Amount	Available Funds
50E050	1532	2120	00 000000	ERHS Boys Bsktb IMRF	0.00	0.00	0.00	0.00	0.00	0.00
50E050	1532	2130	00 000000	ERHS Boys Bsktb FICA	425.00	2.79	2.79	0.00	0.00	422.21
50E050	1532	2140	00 000000	ERHS Boys Bsktb Medicare	0.00	1.66	2.12	0.00	0.00	-2.12
50E---	1532	2---	--	-----	425.00	4.45	4.91	0.00	0.00	420.09
50E050	1533	2120	00 000000	ERHS Boys Track IMRF	0.00	0.00	0.00	0.00	0.00	0.00
50E050	1533	2130	00 000000	ERHS Boys Track FICA	0.00	0.00	0.00	0.00	0.00	0.00
50E050	1533	2140	00 000000	ERHS Boys Tck Medicare	90.00	0.00	0.00	0.00	0.00	90.00
50E---	1533	2---	--	-----	90.00	0.00	0.00	0.00	0.00	90.00
50E050	1534	2120	00 000000	ERHS Boys Base IMRF	0.00	0.00	0.00	0.00	0.00	0.00
50E050	1534	2130	00 000000	ERHS Boys Baseball FICA	0.00	0.00	0.00	0.00	0.00	0.00
50E050	1534	2140	00 000000	ERHS Boys Basebl Med	120.00	0.00	0.00	0.00	0.00	120.00
50E---	1534	2---	--	-----	120.00	0.00	0.00	0.00	0.00	120.00
50E050	1536	2130	00 000000	ERHS Soccer Coach FICA	0.00	0.00	179.98	0.00	0.00	-179.98
50E050	1536	2140	00 000000	ERHS Soccer Coach Med	306.00	0.00	56.39	0.00	0.00	249.61
50E---	1536	2---	--	-----	306.00	0.00	236.37	0.00	0.00	69.63
50E040	1540	2130	00 000000	ERMS AD FICA	306.00	0.00	0.00	0.00	0.00	306.00
50E040	1540	2140	00 000000	ERMS AD Med	0.00	0.00	0.00	0.00	0.00	0.00
50E---	1540	2---	--	-----	306.00	0.00	0.00	0.00	0.00	306.00
50E040	1550	2130	00 000000	ERMS Chrlldr Spons FICA	265.00	0.00	0.00	0.00	0.00	265.00
50E040	1550	2140	00 000000	ERMS Cheerleader Medicare	0.00	0.00	0.00	0.00	0.00	0.00
50E---	1550	2---	--	-----	265.00	0.00	0.00	0.00	0.00	265.00
50E040	1551	2130	00 000000	ERMS XC FICA	278.00	0.00	224.98	0.00	0.00	53.02
50E040	1551	2140	00 000000	ERMS X-Cntry Medicare	0.00	0.00	52.62	0.00	0.00	-52.62
50E---	1551	2---	--	-----	278.00	0.00	277.60	0.00	0.00	0.40
50E040	1560	2120	00 000000	ERMS Grls Bsktb IMRF	0.00	0.00	0.00	0.00	0.00	0.00
50E040	1560	2130	00 000000	ERMS Grls Bsktb FICA	750.00	461.28	465.00	0.00	0.00	285.00
50E040	1560	2140	00 000000	ERMS Grls Bsktb Medicare	0.00	112.51	113.38	0.00	0.00	-113.38
50E---	1560	2---	--	-----	750.00	573.79	578.38	0.00	0.00	171.62
50E040	1561	2120	00 000000	ERMS Volleyball Wk IMRF	0.00	0.00	0.00	0.00	0.00	0.00
50E040	1561	2130	00 000000	ERMS Volleybl Wrkrs FICA	230.00	0.00	0.00	0.00	0.00	230.00
50E040	1561	2140	00 000000	ERMS Volleybl Medicare	0.00	0.00	0.00	0.00	0.00	0.00
50E---	1561	2---	--	-----	230.00	0.00	0.00	0.00	0.00	230.00
50E040	1562	2120	00 000000	MS Girls Track IMRF	0.00	0.00	0.00	0.00	0.00	0.00
50E040	1562	2130	00 000000	MS Girls Track FICA	500.00	0.00	0.00	0.00	0.00	500.00
50E040	1562	2140	00 000000	ERMS Girls Track Med	0.00	0.00	0.00	0.00	0.00	0.00
50E---	1562	2---	--	-----	500.00	0.00	0.00	0.00	0.00	500.00
50E040	1570	2120	00 000000	ERMS Boys Bsktb IMRF	0.00	0.00	5.75	0.00	0.00	-5.75
50E040	1570	2130	00 000000	ERMS Boys Bsktb FICA	0.00	66.96	72.60	0.00	0.00	-72.60
50E040	1570	2140	00 000000	ERMS Boys Bsktb Medicare	500.00	18.50	22.56	0.00	0.00	477.44
50E---	1570	2---	--	-----	500.00	85.46	100.91	0.00	0.00	399.09

				Account Level	2014-15	February 2014-15	2014-15	2014-15	Encumbered	2014-15
FDTLOC	FUNC	OBJ	SJ	Description	Budget	Monthly Activity	FYTD Activity	Batch Activity	Amount	Available Funds
50E040	1571	2130	00 000000	ERMS Boys Track FICA	0.00	0.00	0.00	0.00	0.00	0.00
50E040	1571	2140	00 000000	ERMS BOYS TRACK MED	900.00	0.00	0.00	0.00	0.00	900.00
50E---	1571	2---	--	-----	900.00	0.00	0.00	0.00	0.00	900.00
50E050	1572	2130	00 000000	HS Wrestling Workers FICA	0.00	0.00	1.12	0.00	0.00	-1.12
50E050	1572	2140	00 000000	ERHS Wrestling Medicare	125.00	0.00	0.24	0.00	0.00	124.76
50E---	1572	2---	--	-----	125.00	0.00	1.36	0.00	0.00	123.64
50E040	1575	2140	00 000000	ERMS Yearbook Spons Med	34.00	2.34	18.58	0.00	0.00	15.42
50E---	1575	2---	--	-----	34.00	2.34	18.58	0.00	0.00	15.42
50E040	1576	2140	00 000000	ERMS Student Council Med	29.00	2.38	19.00	0.00	0.00	10.00
50E---	1576	2---	--	-----	29.00	2.38	19.00	0.00	0.00	10.00
50E050	1580	2140	00 000000	ERHS Schlstc Bwl Med	34.00	0.00	0.00	0.00	0.00	34.00
50E---	1580	2---	--	-----	34.00	0.00	0.00	0.00	0.00	34.00
50E050	1582	2140	00 000000	ERHS Drama Spons Med	115.00	0.00	123.54	0.00	0.00	-8.54
50E---	1582	2---	--	-----	115.00	0.00	123.54	0.00	0.00	-8.54
50E050	1583	2130	00 000000	ERHS Mrch Bnd Dir FICA	0.00	0.00	0.00	0.00	0.00	0.00
50E050	1583	2140	00 000000	ERHS Mrch Bnd Dir Med	110.00	7.77	76.88	0.00	0.00	33.12
50E---	1583	2---	--	-----	110.00	7.77	76.88	0.00	0.00	33.12
50E050	1584	2140	00 000000	ERHS Chorus Spons Med	0.00	0.00	0.00	0.00	0.00	0.00
50E---	1584	2---	--	-----	0.00	0.00	0.00	0.00	0.00	0.00
50E050	1585	2140	00 000000	ERHS Jr Cls Spons Med	0.00	3.27	23.06	0.00	0.00	-23.06
50E---	1585	2---	--	-----	0.00	3.27	23.06	0.00	0.00	-23.06
50E050	1586	2140	00 000000	ERHS Yrbk Spons Medicare	24.00	1.64	13.08	0.00	0.00	10.92
50E---	1586	2---	--	-----	24.00	1.64	13.08	0.00	0.00	10.92
50E050	1588	2120	00 000000	ERHS X-Curr Sprvsn IMRF	0.00	0.00	0.00	0.00	0.00	0.00
50E050	1588	2130	00 000000	ERHS X-Curr Sprvsn FICA	0.00	0.00	0.00	0.00	0.00	0.00
50E050	1588	2140	00 000000	ERHS X-Curr Sprvsn Med	100.00	0.00	0.36	0.00	0.00	99.64
50E---	1588	2---	--	-----	100.00	0.00	0.36	0.00	0.00	99.64
50E050	1589	2140	00 000000	ERHS Stdnt Cncl Medicare	40.00	2.48	16.44	0.00	0.00	23.56
50E---	1589	2---	--	-----	40.00	2.48	16.44	0.00	0.00	23.56
50E050	1590	2120	00 000000	ERHS Rifle/Drill IMRF	0.00	46.08	376.93	0.00	0.00	-376.93
50E050	1590	2130	00 000000	ERHS Rifle/Drill FICA	840.00	17.44	139.43	0.00	0.00	700.57
50E050	1590	2140	00 000000	ERHS Rifle/Drill Med	0.00	4.08	32.62	0.00	0.00	-32.62
50E---	1590	2---	--	-----	840.00	67.60	548.98	0.00	0.00	291.02
50E040	1591	2140	00 000000	ERMS BAND MED	34.00	2.16	17.25	0.00	0.00	16.75
50E---	1591	2---	--	-----	34.00	2.16	17.25	0.00	0.00	16.75
50E040	1593	2140	00 000000	ERMS Talent Shw Spon Med	78.00	0.00	71.23	0.00	0.00	6.77
50E---	1593	2---	--	-----	78.00	0.00	71.23	0.00	0.00	6.77
50E040	1594	2140	00 000000	ERMS Drama Spon Medicare	0.00	0.00	0.00	0.00	0.00	0.00
50E---	1594	2---	--	-----	0.00	0.00	0.00	0.00	0.00	0.00
50E040	1598	2120	00 000000	ERMS Dance/Grad IMRF	0.00	0.00	0.00	0.00	0.00	0.00

101

Account Level				2014-15	February 2014-15	2014-15	2014-15	Encumbered	2014-15	
FDTLOC	FUNC	OBJ	SJ	Description	Budget	Monthly Activity	FYTD Activity	Batch Activity	Amount	Available Funds
50E040	1598	2130	00 000000	ERMS Dance/Grad FICA	50.00	0.00	0.00	0.00	0.00	50.00
50E040	1598	2140	00 000000	ERMS Dance/Grad Medicare	0.00	0.00	2.25	0.00	0.00	-2.25
50E---	1598	2---	-- -----		50.00	0.00	2.25	0.00	0.00	47.75
50E---	15--	----	-- -----		10,309.00	764.99	3,887.90	0.00	0.00	6,421.10
50E050	1700	2120	00 000000	ERHS Dr Ed TA IMRF	0.00	0.00	0.00	0.00	0.00	0.00
50E050	1700	2130	00 000000	ERHS Dr Ed TA FICA	0.00	0.00	0.00	0.00	0.00	0.00
50E050	1700	2140	00 000000	ERHS Dr Ed Medicare	500.00	25.08	199.94	0.00	0.00	300.06
50E---	1700	2---	-- -----		500.00	25.08	199.94	0.00	0.00	300.06
50E---	17--	----	-- -----		500.00	25.08	199.94	0.00	0.00	300.06
50E550	1900	2120	00 550000	TAOEP IMRF	883.00	0.00	883.36	0.00	0.00	-0.36
50E750	1900	2120	00 750000	TAOEP IMRF	4,558.00	454.64	2,720.27	0.00	0.00	1,837.73
50E550	1900	2130	00 550000	TAOEP FICA	325.00	0.00	324.28	0.00	0.00	0.72
50E750	1900	2130	00 750000	TAOEP FICA	1,673.00	172.10	1,008.83	0.00	0.00	664.17
50E550	1900	2140	00 550000	TAOEP Med	76.00	0.00	75.84	0.00	0.00	0.16
50E750	1900	2140	00 750000	TAOEP Med	392.00	40.25	235.92	0.00	0.00	156.08
50E---	1900	2---	-- -----		7,907.00	666.99	5,248.50	0.00	0.00	2,658.50
50E---	19--	----	-- -----		7,907.00	666.99	5,248.50	0.00	0.00	2,658.50
50E550	2110	2120	00 550000	TAEOP IMRF	139.00	0.00	104.04	0.00	0.00	34.96
50E750	2110	2120	00 750000	TAOEP IMRF	0.00	0.00	0.00	0.00	0.00	0.00
50E020	2110	2130	00 000000	ERES Social Workers FICA	0.00	0.00	0.00	0.00	0.00	0.00
50E550	2110	2130	00 550000	TAOEP FICA	100.00	0.00	38.19	0.00	0.00	61.81
50E750	2110	2130	00 750000	TAOEP FICA	0.00	0.00	0.00	0.00	0.00	0.00
50E010	2110	2140	00 000000	Social Worker Med	0.00	0.00	0.00	0.00	0.00	0.00
50E020	2110	2140	00 000000		0.00	0.00	0.00	0.00	0.00	0.00
50E550	2110	2140	00 550000	TAOEP	9.00	0.00	8.93	0.00	0.00	0.07
50E750	2110	2140	00 750000	TAOEP Social Worker Med	0.00	0.00	0.00	0.00	0.00	0.00
50E---	2110	2---	-- -----		248.00	0.00	151.16	0.00	0.00	96.84
50E020	2120	2120	00 000000		0.00	262.28	262.28	0.00	0.00	-262.28
50E050	2120	2120	00 000000	ERHS Guid IMRF	3,091.00	145.42	1,190.60	0.00	0.00	1,900.40
50E070	2120	2120	00 000000	Century 21 IMRF	0.00	0.00	0.00	0.00	0.00	0.00
50E020	2120	2130	00 000000		0.00	99.27	99.27	0.00	0.00	-99.27
50E050	2120	2130	00 000000	ERHS Guid FICA	1,135.00	55.04	452.44	0.00	0.00	682.56
50E070	2120	2130	00 000000	Century 21 IMRF	0.00	0.00	0.00	0.00	0.00	0.00
50E020	2120	2140	00 000000	ERES Guid Med	706.00	63.58	395.79	0.00	0.00	310.21
50E040	2120	2140	00 000000	ERMS Guid Medicare	613.00	48.48	380.64	0.00	0.00	232.36
50E050	2120	2140	00 000000	ERHS Guid Medicare	2,990.00	210.62	1,613.24	0.00	0.00	1,376.76
50E070	2120	2140	00 000000	Century 21 Med	16.00	0.00	16.17	0.00	0.00	-0.17
50E470	2120	2140	00 470000	21st Cent Med	0.00	3.58	3.58	0.00	0.00	-3.58
50E---	2120	2---	-- -----		8,551.00	888.27	4,414.01	0.00	0.00	4,136.99
50E010	2130	2120	00 000000	DIST NURSE AIDE IMRF	2,784.00	200.68	1,632.60	0.00	0.00	1,151.40

61

				Account Level	2014-15	February 2014-15	2014-15	2014-15	Encumbered	2014-15
FDTLOC	FUNC	OBJ	SJ	Description	Budget	Monthly Activity	FYTD Activity	Batch Activity	Amount	Available Funds
50E010	2130	2130	00	000000 District Nurse FICA	912.00	100.73	691.89	0.00	0.00	220.11
50E010	2130	2140	00	000000 Dist Nurse Medicare	2,777.00	217.55	1,675.10	0.00	0.00	1,101.90
50E---	2130	2---	--	-----	6,473.00	518.96	3,999.59	0.00	0.00	2,473.41
50E140	2140	2140	00	140000 Psychologist Med	338.00	28.14	168.84	0.00	0.00	169.16
50E---	2140	2---	--	-----	338.00	28.14	168.84	0.00	0.00	169.16
50E280	2150	2120	00	280000 District Speech IMRF	0.00	0.00	0.00	0.00	0.00	0.00
50E280	2150	2130	00	280000 District Speech FICA	0.00	0.00	0.00	0.00	0.00	0.00
50E150	2150	2140	00	150000 Speech Path Med	0.00	0.00	0.00	0.00	0.00	0.00
50E280	2150	2140	00	280000 District Speech Medicare	3,130.00	253.24	1,825.04	0.00	0.00	1,304.96
50E---	2150	2---	--	-----	3,130.00	253.24	1,825.04	0.00	0.00	1,304.96
50E020	2190	2120	00	000000 Supervision Aide IMRF	7,235.00	394.36	4,167.01	0.00	0.00	3,067.99
50E020	2190	2130	00	000000 Supervision Aide FICA	2,700.00	169.95	1,600.30	0.00	0.00	1,099.70
50E020	2190	2140	00	000000 Supervision Aide Med	625.00	39.74	374.27	0.00	0.00	250.73
50E---	2190	2---	--	-----	10,560.00	604.05	6,141.58	0.00	0.00	4,418.42
50E---	21--	----	--	-----	29,300.00	2,292.66	16,700.22	0.00	0.00	12,599.78
50E070	2210	2120	00	000000 Cent 21 IMRF	0.00	0.00	0.00	0.00	0.00	0.00
50E100	2210	2120	00	100000 Title I IMRF	0.00	0.00	0.00	0.00	0.00	0.00
50E120	2210	2120	00	120000 IMPROV INSTR LAPTOP IMRF	0.00	0.00	0.00	0.00	0.00	0.00
50E180	2210	2120	01	180000	0.00	4.01	4.01	0.00	0.00	-4.01
50E330	2210	2120	00	330000 Title II IMRF	100.00	0.00	0.00	0.00	0.00	100.00
50E470	2210	2120	00	470000 21st cent IMRF	0.00	8.08	8.08	0.00	0.00	-8.08
50E530	2210	2120	00	530000 Title II IMRF	0.00	0.00	0.00	0.00	0.00	0.00
50E070	2210	2130	00	000000 Cent 21 FICA	0.00	0.00	0.00	0.00	0.00	0.00
50E100	2210	2130	00	100000 TITLE I IMPROV FICA	100.00	9.30	46.19	0.00	0.00	53.81
50E120	2210	2130	00	120000 IMPROV INSTR LAPTOP FICA	0.00	0.00	0.00	0.00	0.00	0.00
50E180	2210	2130	00	180000 RTT Improv Inst FICA	0.00	0.00	0.00	0.00	0.00	0.00
50E180	2210	2130	01	180000	0.00	1.52	6.79	0.00	0.00	-6.79
50E330	2210	2130	00	330000 Title II FICA	0.00	0.00	2.63	0.00	0.00	-2.63
50E470	2210	2130	00	470000 21st Cent FICA	0.00	15.23	15.23	0.00	0.00	-15.23
50E500	2210	2130	00	500000 Title I FICA/NC	0.00	0.00	0.00	0.00	0.00	0.00
50E510	2210	2130	00	510000 At Risk Fica/NC	0.00	0.00	0.00	0.00	0.00	0.00
50E530	2210	2130	00	530000 Title II FICA	0.00	0.00	0.00	0.00	0.00	0.00
50E060	2210	2140	00	000000 Fine Arts Grant Med	150.00	0.00	82.93	0.00	0.00	67.07
50E070	2210	2140	00	000000 Cent 21 Med	0.00	0.00	0.00	0.00	0.00	0.00
50E100	2210	2140	00	100000 Title I Improv Medicare	300.00	35.43	178.73	0.00	0.00	121.27
50E110	2210	2140	00	110000 PreK Improv Instr Med	0.00	0.00	0.62	0.00	0.00	-0.62
50E120	2210	2140	00	120000 IMPROV INSTR LAPTOP MED	0.00	0.00	0.00	0.00	0.00	0.00
50E180	2210	2140	00	180000 RTT Improv Inst Med	50.00	0.00	6.17	0.00	0.00	43.83
50E180	2210	2140	01	180000 RTTT IMentoring MED	0.00	6.58	7.81	0.00	0.00	-7.81
50E330	2210	2140	00	330000 Title II Teach Medicare	100.00	2.47	29.59	0.00	0.00	70.41

120

Account Level				2014-15	February 2014-15	2014-15	2014-15	Encumbered	2014-15	
FDTLOC	FUNC	OBJ	SJ	Description	Budget	Monthly Activity	FYTD Activity	Batch Activity	Amount	Available Funds
50E470	2210	2140	00	470000 21st Cent Med	0.00	10.60	10.60	0.00	0.00	-10.60
50E500	2210	2140	00	500000 Title I Med	0.00	0.00	0.00	0.00	0.00	0.00
50E510	2210	2140	00	510000 At Risk Med	0.00	0.00	0.00	0.00	0.00	0.00
50E530	2210	2140	00	530000 Prior Yr Title II Med	0.00	0.00	0.00	0.00	0.00	0.00
50E810	2210	2140	00	810000 PAT BURT FLOW THRU MED	100.00	0.00	55.24	0.00	0.00	44.76
50E---	2210	2---	--	-----	900.00	93.22	454.62	0.00	0.00	445.38
50E020	2220	2120	00	000000 ERES IMC IMRF	0.00	0.00	0.00	0.00	0.00	0.00
50E040	2220	2120	00	000000 ERMS IMC IMRF	3,225.00	260.52	2,119.48	0.00	0.00	1,105.52
50E050	2220	2120	00	000000 ERHS IMC IMRF	0.00	0.00	0.00	0.00	0.00	0.00
50E020	2220	2130	00	000000 ERES IMC FICA	0.00	0.00	0.00	0.00	0.00	0.00
50E040	2220	2130	00	000000 ERMS IMC FICA	1,185.00	98.62	784.04	0.00	0.00	400.96
50E050	2220	2130	00	000000 ERHS IMC FICA	43.00	0.00	42.28	0.00	0.00	0.72
50E020	2220	2140	00	000000 ERES IMC Medicare	790.00	65.80	523.53	0.00	0.00	266.47
50E040	2220	2140	00	000000 ERMS IMC Medicare	780.00	71.16	471.20	0.00	0.00	308.80
50E050	2220	2140	00	000000 ERHS IMC Medicare	750.00	59.32	507.54	0.00	0.00	242.46
50E---	2220	2---	--	-----	6,773.00	555.42	4,448.07	0.00	0.00	2,324.93
50E---	22--	----	--	-----	7,673.00	648.64	4,902.69	0.00	0.00	2,770.31
50E010	2310	2120	00	000000 BOE Treasure/Sec IMRF	750.00	48.63	427.20	0.00	0.00	322.80
50E010	2310	2130	00	000000 BOE Treasure/Sec FICA	1,200.00	65.51	520.47	0.00	0.00	679.53
50E010	2310	2140	00	000000 BOE Treas/Sec Med	300.00	15.33	121.78	0.00	0.00	178.22
50E---	2310	2---	--	-----	2,250.00	129.47	1,069.45	0.00	0.00	1,180.55
50E010	2320	2120	00	000000 Supt Office IMRF	5,702.00	445.70	3,649.44	0.00	0.00	2,052.56
50E010	2320	2130	00	000000 Supt Office FICA	2,093.00	159.75	1,299.32	0.00	0.00	793.68
50E010	2320	2140	00	000000 Supt Office Medicare	3,207.00	256.40	2,064.85	0.00	0.00	1,142.15
50E---	2320	2---	--	-----	11,002.00	861.85	7,013.61	0.00	0.00	3,988.39
50E010	2330	2120	00	000000 Asst Supt Sec IMRF	4,468.00	324.74	2,637.36	0.00	0.00	1,830.64
50E070	2330	2120	00	000000 Cent 21 Sec IMRF	115.00	0.00	115.40	0.00	0.00	-0.40
50E100	2330	2120	00	100000 Title I Admin IMRF	0.00	0.00	0.00	0.00	0.00	0.00
50E110	2330	2120	00	110000 PreK Administrative IMRF	0.00	0.00	0.00	0.00	0.00	0.00
50E470	2330	2120	00	470000 21st cent IMRF	0.00	132.33	132.33	0.00	0.00	-132.33
50E500	2330	2120	00	500000 Title I IMRF	0.00	0.00	0.00	0.00	0.00	0.00
50E510	2330	2120	00	510000 PreK Admin IMRF Prior	0.00	0.00	0.00	0.00	0.00	0.00
50E010	2330	2130	00	000000 Asst Supt Sec FICA	1,640.00	122.92	975.56	0.00	0.00	664.44
50E070	2330	2130	00	000000 Cent 21 FICA	43.00	0.00	42.36	0.00	0.00	0.64
50E100	2330	2130	00	100000 Title I Admin FICA	0.00	0.00	0.00	0.00	0.00	0.00
50E110	2330	2130	00	110000 PreK Administrative FICA	0.00	0.00	0.00	0.00	0.00	0.00
50E470	2330	2130	00	470000 21st cent FICA	0.00	50.10	50.10	0.00	0.00	-50.10
50E500	2330	2130	00	500000 Title I FICA	0.00	0.00	0.00	0.00	0.00	0.00
50E510	2330	2130	00	510000 PreK Admin FICA Prior	0.00	0.00	0.00	0.00	0.00	0.00
50E010	2330	2140	00	000000 Bldg & Grnds Dir Med	2,092.00	28.74	1,361.98	0.00	0.00	730.02

				Account Level	2014-15	February 2014-15	2014-15	2014-15	Encumbered	2014-15	
FDTLOC	FUNC	OBJ	SJ	Description	Budget	Monthly Activity	FYTD Activity	Batch Activity	Amount	Available Funds	
50E070	2330	2140	00	000000	Cent 21 Med	10.00	0.00	9.91	0.00	0.00	0.09
50E100	2330	2140	00	100000	Title I Adm Medicare	169.00	81.22	81.22	0.00	0.00	87.78
50E110	2330	2140	00	110000	PreK Adm Med	0.00	0.00	0.00	0.00	0.00	0.00
50E470	2330	2140	00	470000	21st Cent Med	0.00	12.39	12.39	0.00	0.00	-12.39
50E500	2330	2140	00	500000	Title I Med	0.00	0.00	0.00	0.00	0.00	0.00
50E510	2330	2140	00	510000	PreK Admin Med	0.00	0.00	0.00	0.00	0.00	0.00
50E---	2330	2---	--	-----		8,537.00	752.44	5,418.61	0.00	0.00	3,118.39
50E110	2331	2120	00	110000	PI Sec IMRF	0.00	0.00	0.00	0.00	0.00	0.00
50E280	2331	2120	00	280000	Spec Ed Sec IMRF	3,725.00	312.48	2,463.26	0.00	0.00	1,261.74
50E510	2331	2120	00	510000	PI Adm Sec IMRF	0.00	0.00	0.00	0.00	0.00	0.00
50E110	2331	2130	00	110000	PI Sec FICA	0.00	0.00	0.00	0.00	0.00	0.00
50E280	2331	2130	00	280000	Spec Ed Sec FICA	1,367.00	118.28	911.16	0.00	0.00	455.84
50E510	2331	2130	00	510000	PI Adm Fica	0.00	0.00	0.00	0.00	0.00	0.00
50E110	2331	2140	00	110000	PI Sec Med	0.00	0.00	0.00	0.00	0.00	0.00
50E280	2331	2140	00	280000	Spec Needs Dir Med	1,461.00	122.90	973.56	0.00	0.00	487.44
50E510	2331	2140	00	510000	Pre K Adm Sec Med	0.00	0.00	0.00	0.00	0.00	0.00
50E---	2331	2---	--	-----		6,553.00	553.66	4,347.98	0.00	0.00	2,205.02
50E320	2333	2140	00	320000	BLDG/GROUNDS DIR MED	10,080.00	0.00	0.00	0.00	0.00	10,080.00
50E---	2333	2---	--	-----		10,080.00	0.00	0.00	0.00	0.00	10,080.00
50E---	23--	----	--	-----		38,422.00	2,297.42	17,849.65	0.00	0.00	20,572.35
50E020	2410	2120	00	000000	ERES Principal IMRF	16,394.00	1,024.89	9,350.67	0.00	0.00	7,043.33
50E030	2410	2120	00	000000	WRES Prins IMRF	9,342.00	743.92	5,323.24	0.00	0.00	4,018.76
50E040	2410	2120	00	000000	ERMS Principal IMRF	7,781.00	578.96	5,009.56	0.00	0.00	2,771.44
50E050	2410	2120	00	000000	ERHS Principal IMRF	16,085.00	1,202.91	9,772.97	0.00	0.00	6,312.03
50E020	2410	2130	00	000000	ERES Principal FICA	6,018.00	388.46	3,462.70	0.00	0.00	2,555.30
50E030	2410	2130	00	000000	WRES Princ FICA	3,429.00	281.58	1,971.06	0.00	0.00	1,457.94
50E040	2410	2130	00	000000	ERMS Principal FICA	2,857.00	215.60	1,845.02	0.00	0.00	1,011.98
50E050	2410	2130	00	000000	ERHS Principal FICA	5,904.00	518.15	3,816.70	0.00	0.00	2,087.30
50E020	2410	2140	00	000000	ERES Principal Medicare	3,937.00	288.17	2,271.57	0.00	0.00	1,665.43
50E030	2410	2140	00	000000	WRES Princ MED	1,527.00	138.36	888.77	0.00	0.00	638.23
50E040	2410	2140	00	000000	ERMS Principal Medicare	2,123.00	163.22	1,517.62	0.00	0.00	605.38
50E050	2410	2140	00	000000	ERHS Principal Medicare	3,972.00	324.88	2,522.23	0.00	0.00	1,449.77
50E---	2410	2---	--	-----		79,369.00	5,869.10	47,752.11	0.00	0.00	31,616.89
50E010	2490	2140	00	000000	Program Suprvr Medicare	1,722.00	142.88	1,138.50	0.00	0.00	583.50
50E---	2490	2---	--	-----		1,722.00	142.88	1,138.50	0.00	0.00	583.50
50E---	24--	----	--	-----		81,091.00	6,011.98	48,890.61	0.00	0.00	32,200.39
50E010	2520	2120	00	000000	Fiscal Service IMRF	22,795.00	1,598.19	13,298.96	0.00	0.00	9,496.04
50E010	2520	2130	00	000000	Fiscal Services FICA	8,367.00	601.32	4,910.98	0.00	0.00	3,456.02
50E010	2520	2140	00	000000	Fiscal Serv Med	1,957.00	140.63	1,148.47	0.00	0.00	808.53
50E---	2520	2---	--	-----		33,119.00	2,340.14	19,358.41	0.00	0.00	13,760.59

122

Account Level				2014-15	February 2014-15	2014-15	2014-15	Encumbered	2014-15	
FDTLOC	FUNC	OBJ	SJ	Description	Budget	Monthly Activity	FYTD Activity	Batch Activity	Amount	Available Funds
50E020	2540	2120	00	000000	ERES Cust IMRF	34,829.00	2,621.91	20,434.56	0.00	14,394.44
50E030	2540	2120	00	000000	WRES Cust IMRF	13,185.00	996.69	8,081.08	0.00	5,103.92
50E040	2540	2120	00	000000	ERMS Cust IMRF	15,215.00	1,071.79	8,539.65	0.00	6,675.35
50E050	2540	2120	00	000000	ERHS Cust IMRF	48,864.00	3,134.47	26,330.16	0.00	22,533.84
50E020	2540	2130	00	000000	ERES Cust FICA	12,800.00	991.04	7,645.13	0.00	5,154.87
50E030	2540	2130	00	000000	WRES Cust FICA	4,840.00	377.26	3,032.67	0.00	1,807.33
50E040	2540	2130	00	000000	ERMS Cust FICA	5,585.00	405.69	3,268.33	0.00	2,316.67
50E050	2540	2130	00	000000	ERHS Cust FICA	17,950.00	1,292.98	10,066.48	0.00	7,883.52
50E020	2540	2140	00	000000	ERES Cust Med	3,000.00	231.78	1,788.02	0.00	1,211.98
50E030	2540	2140	00	000000	WRES Cust Med	1,132.00	88.22	709.21	0.00	422.79
50E040	2540	2140	00	000000	ERMS Cust Med	1,306.00	94.88	764.35	0.00	541.65
50E050	2540	2140	00	000000	ERHS Cust Med	4,200.00	302.40	2,354.26	0.00	1,845.74
50E---	2540	2---	--	-----		162,906.00	11,609.11	93,013.90	0.00	69,892.10
50E010	2541	2120	00	000000	District Maint IMRF	11,588.00	939.41	7,690.68	0.00	3,897.32
50E010	2541	2130	00	000000	District Maint FICA	4,180.00	355.46	2,844.36	0.00	1,335.64
50E010	2541	2140	00	000000	Dist Maint Med	978.00	83.14	665.25	0.00	312.75
50E---	2541	2---	--	-----		16,746.00	1,378.01	11,200.29	0.00	5,545.71
50E010	2542	2120	00	000000	Dist Summer Maint IMRF	4,000.00	0.00	3,424.55	0.00	575.45
50E010	2542	2130	00	000000	Dist Summer Maint FICA	3,800.00	17.65	2,404.33	0.00	1,395.67
50E010	2542	2140	00	000000	Dist Summer Maint Med	750.00	4.13	562.29	0.00	187.71
50E---	2542	2---	--	-----		8,550.00	21.78	6,391.17	0.00	2,158.83
50E070	2550	2120	00	000000	Cent 21 Trans IMRF	175.00	2.93	193.30	0.00	-18.30
50E080	2550	2120	00	000000	Trans IMRF	6,742.00	1,061.30	8,838.90	0.00	-2,096.90
50E080	2550	2120	61	000000	Trans Reg Driver IMRF	85,990.00	7,757.63	49,303.95	0.00	36,686.05
50E080	2550	2120	70	000000	TRans Sec IMRF	14,288.00	1,130.46	9,398.69	0.00	4,889.31
50E100	2550	2120	00	100000	Summer School IMRF	0.00	198.70	334.81	0.00	-334.81
50E110	2550	2120	00	110000	PreK Trans IMRF	10,250.00	1,263.23	6,886.47	0.00	3,363.53
50E210	2550	2120	00	210000	ROE Pre K Trans IMRF	0.00	0.00	0.00	0.00	0.00
50E470	2550	2120	00	470000	21st Cent IMRF	0.00	87.16	87.16	0.00	-87.16
50E500	2550	2120	00	500000	Title I Summer School IMRF	278.00	0.00	278.09	0.00	-0.09
50E510	2550	2120	00	510000	Prek Trans IMRF	0.00	0.00	13.16	0.00	-13.16
50E610	2550	2120	00	610000	Trans Voc Ed IMRF	0.00	0.00	0.00	0.00	0.00
50E620	2550	2120	00	620000	Trans Spec Ed IMRF	15,201.00	1,252.84	7,589.49	0.00	7,611.51
50E070	2550	2130	00	000000	Cent 21 Trans FICA	64.00	1.11	71.08	0.00	-7.08
50E080	2550	2130	00	000000	Trans FICA	2,485.00	397.11	3,426.28	0.00	-941.28
50E080	2550	2130	61	000000	TRANS Reg Driver FICA	32,044.00	3,002.84	18,849.81	0.00	13,194.19
50E080	2550	2130	70	000000	Trans Sec FICA	5,245.00	427.88	3,475.83	0.00	1,769.17
50E100	2550	2130	00	100000	Summer School FICA	0.00	75.04	125.63	0.00	-125.63
50E110	2550	2130	00	110000	PreK Trans FICA	3,765.00	503.18	2,607.37	0.00	1,157.63
50E210	2550	2130	00	210000	ROE Pre K Trans FICA	0.00	0.00	0.00	0.00	0.00

123

Account Level				2014-15	February 2014-15	2014-15	2014-15	Encumbered	2014-15	
FDTLOC	FUNC	OBJ	SJ	Description	Budget	Monthly Activity	FYTD Activity	Batch Activity	Amount	Available Funds
50E470	2550	2130	00	470000 21st Cent FICA	0.00	32.85	32.85	0.00	0.00	-32.85
50E500	2550	2130	00	500000 Title I Summer School FICA	106.00	0.00	105.56	0.00	0.00	0.44
50E510	2550	2130	00	510000 Prek Trans FICA	0.00	0.00	4.30	0.00	0.00	-4.30
50E610	2550	2130	00	610000 Trans Voc Ed FICA	0.00	0.00	0.00	0.00	0.00	0.00
50E620	2550	2130	00	620000 Trans Spec Ed FICA	5,580.00	593.50	3,310.12	0.00	0.00	2,269.88
50E070	2550	2140	00	000000 Cent 21 Trans Med	15.00	0.26	16.63	0.00	0.00	-1.63
50E080	2550	2140	00	000000 Trans Medicare	579.00	173.64	882.22	0.00	0.00	-303.22
50E080	2550	2140	61	000000 Trans Reg Driv Med	7,495.00	702.24	4,408.31	0.00	0.00	3,086.69
50E080	2550	2140	70	000000 Trans Sec Med	1,227.00	100.08	812.97	0.00	0.00	414.03
50E100	2550	2140	00	100000 Summer School MED	0.00	17.55	29.38	0.00	0.00	-29.38
50E110	2550	2140	00	110000 PreK Trans Med	900.00	117.70	609.88	0.00	0.00	290.12
50E470	2550	2140	00	470000 21st Trans Med	0.00	7.70	7.70	0.00	0.00	-7.70
50E500	2550	2140	00	500000 Title I Summer School Tran Med	25.00	0.00	24.68	0.00	0.00	0.32
50E510	2550	2140	00	510000 Prek Tran Med	0.00	0.00	1.00	0.00	0.00	-1.00
50E610	2550	2140	00	610000 Trans Voc Ed Med	0.00	0.00	0.00	0.00	0.00	0.00
50E620	2550	2140	00	620000 Trans Spec Ed Med	1,305.00	138.81	774.27	0.00	0.00	530.73
50E---	2550	2---	--	-----	193,759.00	19,045.74	122,499.89	0.00	0.00	71,259.11
50E420	2560	2120	00	420000 Food Service IMRF	72,800.00	5,267.39	40,119.32	0.00	0.00	32,680.68
50E420	2560	2130	00	420000 Food Service FICA	27,000.00	2,090.45	15,536.21	0.00	0.00	11,463.79
50E440	2560	2130	00	440000 Healthier US FICA	0.00	0.00	0.00	0.00	0.00	0.00
50E420	2560	2140	00	420000 Food Serv Med	6,500.00	488.96	3,633.72	0.00	0.00	2,866.28
50E440	2560	2140	00	440000 Healthier US Med	0.00	0.00	0.00	0.00	0.00	0.00
50E---	2560	2---	--	-----	106,300.00	7,846.80	59,289.25	0.00	0.00	47,010.75
50E---	25--	----	--	-----	521,380.00	42,241.58	311,752.91	0.00	0.00	209,627.09
50E010	2620	2130	00	000000 Plan/Research FICA	0.00	0.00	0.00	0.00	0.00	0.00
50E010	2620	2140	00	000000 Plan/Research Med	1,608.00	123.10	969.72	0.00	0.00	638.28
50E070	2620	2140	00	000000 Cent 21 Plan/Research Med	27.00	0.00	26.97	0.00	0.00	0.03
50E470	2620	2140	00	470000 21st Cent Plan/Research Med	0.00	5.79	5.79	0.00	0.00	-5.79
50E---	2620	2---	--	-----	1,635.00	128.89	1,002.48	0.00	0.00	632.52
50E010	2660	2120	00	000000 District Comp Tech IMRF	13,000.00	949.70	7,996.88	0.00	0.00	5,003.12
50E010	2660	2130	00	000000 District Comp Tech FICA	4,775.00	359.48	2,957.26	0.00	0.00	1,817.74
50E010	2660	2140	00	000000 District Comp Tech Medicare	2,045.00	148.90	1,206.78	0.00	0.00	838.22
50E---	2660	2---	--	-----	19,820.00	1,458.08	12,160.92	0.00	0.00	7,659.08
50E---	26--	----	--	-----	21,455.00	1,586.97	13,163.40	0.00	0.00	8,291.60
50E070	2900	2120	00	000000 Century 21 IMRF	0.00	0.00	0.00	0.00	0.00	0.00
50E470	2900	2120	00	470000 21st cent Oth IMRF	0.00	26.79	26.79	0.00	0.00	-26.79
50E070	2900	2130	00	000000 Century 21 FICA	0.00	0.00	0.00	0.00	0.00	0.00
50E470	2900	2130	00	470000 21st Other FICA	0.00	79.70	79.70	0.00	0.00	-79.70
50E070	2900	2140	00	000000 Century 21 Med	11.00	0.00	10.68	0.00	0.00	0.32
50E470	2900	2140	00	470000 21st Cent Med	500.00	65.38	65.38	0.00	0.00	434.62

124

Account Level				2014-15	February 2014-15	2014-15	2014-15	Encumbered	2014-15	
FDTLOC	FUNC	OBJ	SJ	Description	Budget	Monthly Activity	FYTD Activity	Batch Activity	Amount	Available Funds
50E---	2900	2---	--	-----	511.00	171.87	182.55	0.00	0.00	328.45
50E---	29--	----	--	-----	511.00	171.87	182.55	0.00	0.00	328.45
50E070	3000	2120	00	000000 Cent 21Comm Serv IMRF	0.00	0.00	0.00	0.00	0.00	0.00
50E100	3000	2120	00	100000 Title I Pnt Inl Sec IMRF	100.00	10.25	51.70	0.00	0.00	48.30
50E110	3000	2120	00	110000 Pre K Babysit IMRF	2,362.00	229.04	1,402.80	0.00	0.00	959.20
50E470	3000	2120	00	470000 21st Cent Comm Serv IMRF	0.00	0.00	0.00	0.00	0.00	0.00
50E500	3000	2120	00	500000 Title I Pnt Inl IMRF Pr	0.00	0.00	0.00	0.00	0.00	0.00
50E510	3000	2120	00	510000 PreK 0-3 Comm Serv IMRF	506.00	0.00	505.68	0.00	0.00	0.32
50E070	3000	2130	00	000000 Cent 21 Comm Serv FICA	0.00	0.00	0.00	0.00	0.00	0.00
50E100	3000	2130	00	100000 Title I Pnt Inl Sec FICA	265.00	59.80	293.33	0.00	0.00	-28.33
50E110	3000	2130	00	110000 Pre K FICA	867.00	86.70	522.83	0.00	0.00	344.17
50E470	3000	2130	00	470000 21st Comm Serv FICA	0.00	0.00	0.00	0.00	0.00	0.00
50E500	3000	2130	00	500000 Title I Pnt Inl FICA Pr	94.00	0.00	93.66	0.00	0.00	0.34
50E510	3000	2130	00	510000 PreK 0-3 FICA	186.00	0.00	185.62	0.00	0.00	0.38
50E070	3000	2140	00	000000 Cent 21 Comm Serv Med	40.00	0.00	3.58	0.00	0.00	36.42
50E100	3000	2140	00	100000 Title I Pnt Inl Medicare	448.00	32.61	180.31	0.00	0.00	267.69
50E110	3000	2140	00	110000 PreK 0-3 Teach Medicare	924.00	92.40	555.02	0.00	0.00	368.98
50E470	3000	2140	00	470000 21st Comm Serv Med	0.00	0.00	0.00	0.00	0.00	0.00
50E500	3000	2140	00	500000 Title I Prnt Inv Med Pr	37.00	0.00	36.89	0.00	0.00	0.11
50E510	3000	2140	00	510000 PreK 0-3 Medicare Prior	187.00	0.00	186.68	0.00	0.00	0.32
50E---	3000	2---	--	-----	6,016.00	510.80	4,018.10	0.00	0.00	1,997.90
50E110	3001	2140	00	110000 PreK 3-5 Teach Medicare	0.00	0.00	0.00	0.00	0.00	0.00
50E510	3001	2140	00	510000 PreK 3-5 Medicare Prior	0.00	0.00	0.00	0.00	0.00	0.00
50E---	3001	2---	--	-----	0.00	0.00	0.00	0.00	0.00	0.00
50E110	3002	2120	00	110000 PreK Blk Com Serv IMRF	0.00	0.00	0.00	0.00	0.00	0.00
50E510	3002	2120	00	510000 PreK Com Serv IMRF	0.00	0.00	0.00	0.00	0.00	0.00
50E110	3002	2130	00	110000 PreK Blk Comm Serv FICA	0.00	0.00	0.00	0.00	0.00	0.00
50E510	3002	2130	00	510000 PreK Com Serv FICA	0.00	0.00	0.00	0.00	0.00	0.00
50E110	3002	2140	00	110000 PreK Comm Serv Med	287.00	18.62	111.72	0.00	0.00	175.28
50E510	3002	2140	00	510000 PreK Comm Serv Med Prior	13.00	0.00	13.08	0.00	0.00	-0.08
50E---	3002	2---	--	-----	300.00	18.62	124.80	0.00	0.00	175.20
50E---	30--	----	--	-----	6,316.00	529.42	4,142.90	0.00	0.00	2,173.10
50E150	3700	2140	00	150000 SESE Flow Thru St Joe Med	0.00	0.00	0.00	0.00	0.00	0.00
50E---	3700	2---	--	-----	0.00	0.00	0.00	0.00	0.00	0.00
50E---	37--	----	--	-----	0.00	0.00	0.00	0.00	0.00	0.00
5-E---	----	----	--	-----	999,810.00	79,996.26	590,686.85	0.00	0.00	409,123.15
60E010	2530	3190	00	000000 Site Construction Pur Serv	50,213.00	0.00	0.00	0.00	0.00	50,213.00
60E---	2530	3---	--	-----	50,213.00	0.00	0.00	0.00	0.00	50,213.00
60E---	25--	----	--	-----	50,213.00	0.00	0.00	0.00	0.00	50,213.00
6-E---	----	----	--	-----	50,213.00	0.00	0.00	0.00	0.00	50,213.00

125

Account Level				2014-15	February 2014-15	2014-15	2014-15	Encumbered	2014-15	
FDTLOC	FUNC	OBJ	SJ	Description	Budget	Monthly Activity	FYTD Activity	Batch Activity	Amount	Available Funds
80E320	2362	3800	00	320000 Work Comp Insurance	115,919.00	0.00	115,919.00	0.00	0.00	0.00
80E320	2362	3900	00	320000 Direct pay for W/C visits	0.00	0.00	0.00	0.00	0.00	0.00
80E---	2362	3---	--	-----	115,919.00	0.00	115,919.00	0.00	0.00	0.00
80E320	2363	3800	00	320000 Unemployment Insurance	116.00	0.00	116.00	0.00	0.00	0.00
80E---	2363	3---	--	-----	116.00	0.00	116.00	0.00	0.00	0.00
80E320	2364	3800	00	320000 Insurance	141,325.00	0.00	141,324.96	0.00	0.00	0.04
80E---	2364	3---	--	-----	141,325.00	0.00	141,324.96	0.00	0.00	0.04
80E320	2365	3800	00	320000 Building Grounds Ins	0.00	0.00	0.00	0.00	0.00	0.00
80E320	2365	3810	00	320000 Vehicle Ins	0.00	0.00	0.00	0.00	0.00	0.00
80E---	2365	3---	--	-----	0.00	0.00	0.00	0.00	0.00	0.00
80E320	2366	6500	00	320000 Judgement/Settlement	0.00	0.00	0.00	0.00	0.00	0.00
80E---	2366	6---	--	-----	0.00	0.00	0.00	0.00	0.00	0.00
80E320	2367	1100	00	320000 Tort Salaries	773,026.00	0.00	731,138.00	0.00	0.00	41,888.00
80E---	2367	1---	--	-----	773,026.00	0.00	731,138.00	0.00	0.00	41,888.00
80E320	2367	3190	00	320000 Background Checks/Trainer	32,800.00	10,142.00	21,915.00	0.00	185.00	10,700.00
80E---	2367	3---	--	-----	32,800.00	10,142.00	21,915.00	0.00	185.00	10,700.00
80E320	2369	3800	00	320000 Legal Fees	15,500.00	2,804.97	12,160.21	0.00	3,212.41	127.38
80E---	2369	3---	--	-----	15,500.00	2,804.97	12,160.21	0.00	3,212.41	127.38
80E320	2372	3800	00	320000 Vehicle Insurance	0.00	0.00	0.00	0.00	0.00	0.00
80E---	2372	3---	--	-----	0.00	0.00	0.00	0.00	0.00	0.00
80E---	23--	----	--	-----	1,078,686.00	12,946.97	1,022,573.17	0.00	3,397.41	52,715.42
8-E---	----	----	--	-----	1,078,686.00	12,946.97	1,022,573.17	0.00	3,397.41	52,715.42
90E370	2530	3100	00	370000 L/S MS Contractors	0.00	0.00	0.00	0.00	0.00	0.00
90E370	2530	3160	00	370000 L/S MS Arch Fees	0.00	0.00	0.00	0.00	0.00	0.00
90E010	2530	3190	00	000000 L/S Purchases Services	310,000.00	1,707.02	214,888.63	0.00	78,000.00	17,111.37
90E370	2530	3190	00	370000 L/S MS Oth Pur Serv	0.00	0.00	0.00	0.00	0.00	0.00
90E010	2530	3240	00	000000 L/S Contractor Fees	0.00	0.00	0.00	0.00	0.00	0.00
90E---	2530	3---	--	-----	310,000.00	1,707.02	214,888.63	0.00	78,000.00	17,111.37
90E010	2530	4100	00	000000 L/S Supplies	5,000.00	0.00	0.00	0.00	0.00	5,000.00
90E---	2530	4---	--	-----	5,000.00	0.00	0.00	0.00	0.00	5,000.00
90E010	2530	5500	00	000000 L/S Equipment	0.00	0.00	0.00	0.00	0.00	0.00
90E---	2530	5---	--	-----	0.00	0.00	0.00	0.00	0.00	0.00
90E---	25--	----	--	-----	315,000.00	1,707.02	214,888.63	0.00	78,000.00	22,111.37
95E010	2500	0000	00	000000	0.00	0.00	0.00	0.00	0.00	0.00
95E---	2500	0---	--	-----	0.00	0.00	0.00	0.00	0.00	0.00
95E---	25--	----	--	-----	0.00	0.00	0.00	0.00	0.00	0.00
9-E---	----	----	--	-----	315,000.00	1,707.02	214,888.63	0.00	78,000.00	22,111.37
--E---	----	----	--	-----	23,165,349.00	1,762,515.81	15,272,796.62	13,696.03	612,083.77	7,266,772.58
Grand Revenue Totals					23,036,990.00	995,391.56	17,975,700.93	0.00	0.00	5,061,289.07

126

Account Level		2014-15	February 2014-15	2014-15	2014-15	Encumbered	2014-15
FDTLOC FUNC OBJ SJ	Description	Budget	Monthly Activity	FYTD Activity	Batch Activity	Amount	Available Funds
Grand Expense Totals		23,165,349.00	1,762,515.81	15,272,796.62	13,696.03	612,083.77	7,266,772.58
Grand Totals		128,359.00	767,124.25	2,702,904.31	13,696.03	612,083.77	2,205,483.51
		Loss	Loss	Profit	Loss	Loss	Loss

Number of Accounts: 1913

\*\*\*\*\* End of report \*\*\*\*\*

2-16-15

Dear Marilyn  
and The East Richland Board of  
Education and Administration,

Thank you very much for the  
flowers you sent for Lavy's service,  
yet especially for standing in line as  
Mr Simpson did and so many other  
fine educators. With gratitude,  
Sandi Eworthy and all

Monday, February 16, 2015

Sherry,

I want to thank you  
for your hospitality last  
week when I visited  
Olney representing the  
F-RBT Network. It was a  
great visit showcasing the  
district's great work.

Thanks again.

Dianne Renn

Dianne Gardner Renn, Ph.D.  
Associate Professor

Department of Educational Administration & Foundations

340A DeGarmo  
Campus Box 5900  
Normal, IL 61790-5900  
Office: (309) 438-2040  
Dept: (309) 438-5422  
Fax: (309) 438-8683  
E-mail: dgardne@ilstu.edu



**ILLINOIS STATE  
UNIVERSITY**  
*Illinois' first public university*

Monday, February 16, 2015

Marilyn,

Many thanks for  
welcoming me to East  
Pichland and helping me  
to understand the great  
work being done in RTI/  
MTSS implementation. It  
was a great visit... with  
a great menu too! <sup>Thanks</sup>  
Wendie

---

## Fwd: Thank you from the Kindergarten Team

1 message

---

**Marilyn Holt** <mholt@ercu1.net>

Thu, Mar 12, 2015 at 3:44 PM

To: Sonja Music <smusic@ercu1.net>

Add to Board agenda under correspondence.

Thanks-  
Mholt

----- Forwarded message -----

From: **Cindy Grundon** <cgrundon@ercu1.net>

Date: Thu, Mar 12, 2015 at 3:39 PM

Subject: Thank you from the Kindergarten Team

To: Marilyn Holt <mholt@ercu1.net>, Larry Bussard <lbussard@ercu1.net>, Alda Ingram <aingram@ercu1.net>

Dear Mrs. Holt, Mr. Bussard, and East Richland School Board,

The Kindergarten Team would like to sincerely thank you for allowing us to attend the Illinois Kindergarten Conference in Chicago. This is one of the few conferences that is geared specifically for kindergarten.

Attending this conference as a team is a great team building time, as well as, gives us an opportunity to enhance our curriculum to benefit all of our students. We believe it was beneficial to Stephanie as she is not included in our team meetings.

When we last attended this conference, 8 years ago, our kindergarten team developed our reading curriculum and found an assessment tool that we are currently still using in our classrooms. While trying to implement common core without a published program, we acquired many ideas/games/activities to use with our students.

--  
**Cindy Grundon**  
**Brenda Hendrickson**  
**Sherry Harmon**  
**Janice Pampe**  
**Joyce Anderson**  
**Melissa Dunn**  
**Stephanie Pipher**

Program	Amount	Date of Voucher
St Aide-3001	362,108.90	3/17/2015
St Aide Difference 3010		
Reorganization Incentive 3015		
Special Ed Priv Facility-3100	12,610.15	12/23/2014
Special Ed Personnel-3110	76,301.62	12/22/2014
Special Ed X-Ordinary-3105	78,854.00	12/22/2014
Special Ed Orphan -3120	4,476.79	12/22/2014
Special Ed Summer School -3145	2,462.92	12/12/2014
Ag Ed-3235	1,538.00	1/5/2015
State Lunch/Breakfast-3360		
Driver's Ed-3370		
Transportation Regular-3500	144,051.98	12/22/2014
Transportation Spec Ed-3510	139,105.29	12/22/2014
TAOEP 3695	22,110.00	1/7/2015, 2/5/2015, 3/4/2015
Early Childhood-3705	154,734.00	1/5/2015, 2/3/2015, 3/2/2015
Federal Lunch 4210		
Federal Milk 4215		
Federal Bfast 4220		
Title II - 4932		
Title I - 4300		
21st Century - 4421		
Race To The Top - 4901		
<b>Grand Total</b>	<b>998,353.65</b>	as of 3-19-15

# **East Richland CUSD #1 – 3/19/2015**

## **The Problem**

The State of Illinois continues to have financial problems. The current budget has a \$1.6 billion dollar shortfall as well as an additional \$6 billion dollar deficit for FY16. The reduction in the state income tax of 5% to 3.75% took effect January 1, 2015. No new revenue source has been introduced.

The Governor proposed an increase in General State Aid for FY16 and while we are grateful for that, the cuts to the other education line items sharply reduces the net increase. Currently, as the budget is today the Incentive money for Annexation would only be funded at 74.8%. In addition, the conversation at Springfield is focusing on the State's portion of funding the Teacher Retirement System (TRS). The current proposal is that the State's TRS payment would be shifted to the local districts. Districts would be responsible for an employer's increase of as much as 8% of the certified staff payroll and would not be able to levy for additional revenue to cover that cost.

## **Why This Matters**

Our district receives over 50% of our funding from the State and Federal Government. Our employees are part of the Illinois pension system whether IMRF or TRS. This is extremely important to all of us!

## **Financial Information**

### **1. Money received to date (3/19/15)**

- Local Property Taxes \$8,440,119.
- General State Aid \$5,069,222.
- State Programs \$ 782,000 plus Incentive dollars \$331,240.
- Federal Programs \$1,183,017

### **2. Monthly Expenditures**

- Payroll \$1,395,739.  
\$697,869 @ 2 per month
- Expenses \$250,000  
(monthly average )

### **3. Concerns**

- The State owes the district \$998,353.65 as of today
- We have been told to only count on two categorical payments for FY15. One categorical payment is equal to \$453,000. Therefore, we hope to receive \$906,000. That means we will not receive \$906,000 this fiscal year.
- We have been warned that there could possibly be a 2% to 4% cut for the remainder of this year. (If this means 2% to 4% of General State Aid then we are talking about an additional loss this year of \$159,328 to \$318,656 dollars.)
- "The latest is a 2.25% across the board cut on all line items in the FY15 budget. If that is the reality, schools would look at NO (not delayed, but NO) final state payments on items such as mandated categoricals to finish the year."

- The State wants a cost shift for their portion of TRS in FY 16. If that happens then the amount the district would assume would be somewhere between (\$50,382 to \$806,119)
- It is anticipated that we will be fortunate to maintain our current budget in FY16 even if the governor's proposal to increase education funding passes because of the cuts to other education line items.
- Therefore, we are anticipating a loss of \$906,000 this year with the possibility of an additional \$159,328 or as much as \$318,656 this year for a total loss of \$1,065,328 or as much as \$1,224,656.
- For FY 16 we anticipate that we will maintain the same amount of dollars, but will have less money in Tort locally, 74.8% of incentive dollars, assume the state's responsibility for TRS, and anticipate that the state money will continue to be delayed.

### **Our Challenge**

Our guiding principal in this process is the same as it has been for the past many years – How can we best serve our students and their families while we continue to provide excellence in education?

### **Options**

There are two ways to see savings in our budget. One is to reduce staff and the second is to close a building.

#### **1. Staff**

- This year we have retirements and resignations. Currently we have two administrators, eight teachers and two support staff who have either resigned or will retire.
- This provides an opportunity for a savings.

#### **2. Building**

- The West Richland Elementary Building currently houses 109 K-5 students and 40 Pre-K students with 20 students in the morning and 20 in the afternoon.
- The building also houses five SESE classrooms.
- It is anticipated that next year we will have a total of 36 students in grades 3, 4, and 5.
- Some students will move to East Richland Elementary School because their siblings are going to the middle school.
- The current first grade has 30 students.
- The current second grade has 14 students with 2 boys and 12 girls. The current fourth grade has 10 students with 2 girls and 8 boys.
- The WRES building has anticipated expenses of a minimum of \$140,000.

### **Discussion**

The agreement made was to maintain an attendance center in Noble for as long as it makes sense.

#### **The questions are:**

How do we create a rich learning experience for the students at West Richland?

How much money do we want to invest in the West Richland Elementary building?

**1. How do we create a rich learning experience for West Richland students?**

- The East Richland Elementary School had 1,150 students in the building in 2010. With the current ERES and WRES population the number would be 1,130.
- If we bring the West Richland students to ERES we would save teacher salaries and provide a rich, diverse learning experience.
- Many of their friends are already at ERES as 28 students moved last year from WRES to ERES.
- The ERES experience provides a good transition for those students entering ERMS because of knowing other students and being use to a larger setting.
- The combination of resources from WRES and ERES provides a Win /Win for students.
- Class size is balanced according to numbers of students, gender, abilities, etc.
- Efficiencies are gained with bussing, time, and savings of cost.
- Fewer staff positions would be reduced in the future.

**2. How much money do we want to invest in the West Richland Elementary building?**

- The gym roof has been fixed at various times but still leaks and the problem has not been corrected. The estimate for the roof is \$150,000 with \$50,000 of that money being a state maintenance grant.
- The State Fire Marshall inspected the fire alarm system and is requiring us to have a new system installed. The cost is \$25,000.
- The floor tile on the back addition is breaking up and coming unglued. The expense for this is increased because of asbestos. \$50,000 for asbestos removal, \$25,000 for flooring.
- The building needs wired for technology. The cost is estimated at \$20,000
- The tunnels have water standing. They need to be cleaned and new insulation added.
- The gym roof estimate does not include 20 years of water damage to the interior of the building.
- The musty, moldy smell in the gym area has not been addressed. The air quality has not been checked.

**Other things to Consider**

- Currently we anticipate hiring at least 10 certified staff members if we maintain WRES.
- We would anticipate hiring 5 staff members if WRES is closed.
- The West Richland Community, staff and students have lived with the unknown for the past 4 years.
- The staff had hoped that the building could remain open for 5 years. If that is not the case, then close it now and give us time to transition our kids, parents, and ourselves!

**Action**

- I have listened to the West Richland staff and have outlined their thoughts. (see attached)
- It will be important that we all listen to the West Richland Community as they become aware of the concerns.
- We can think about this and I will have a recommendation for you at the April Board meeting.



# **East Richland Community Unit #1**

## **West Richland Elementary School**

### **I. Facility**

- A. Minimum number/cost of repairs needed to remain open..
- B. Total cost over time
- C. Concerns
  - Gym Roof
  - Gym interior (ceiling, floor, water damage mold)
  - Asbestos
  - Tunnels
  - Mold/air quality
  - Heating/air conditioning/ventilation
  - Pipes
  - Technology infrastructure
- D. Ideas
  - Close gym and use rooms for recess
  - If demographic study confirms that the district is growing then build a new elementary here in Noble.
  - Use Health/Life Safety dollars/bonds to improve the building
- E. The portable
  - Currently houses two autism classes
  - The estimated cost for moving has been requested

### **II. Student Population**

- A. Grades 3-5 (projected 36 students)
- B. Alternative educational opportunity (2 teachers for 3-5)
- C. Balance of classes ( 2 boys in grade 3/2 girls in grade 5)
- D. 30 students currently in first grade (concern regarding 2<sup>nd</sup> grade)

### **III. Educational Experience**

- A. Balance of student population
- B. Educational opportunity – diversity/resources/equality

### **IV. Bussing**

- A. Time on bus (less time)
- B. Efficiencies (time, cost)

### **V. Repurpose of Elementary building**

- A. Pre-K center
- B. 4/5 Center
- C. Concerns (same as current – building cost for repairs, mold, air quality, bussing)
- D. Other - the 5<sup>th</sup> grade at ERES next year will be 189 students. The building does not lend itself to that configuration.
- E. Would SESE be interested in the building?

**VI. Time for life of building**

- A. How long can the building remain open?
- B. We had hoped for 5 years.
- C. Will we have to decide each year?

**VII. Other reasons to remain open**

- A. Our preference (for many) is to stay open!
- B. The annexation was happening over four years and it was a Big Cloud hanging over us during that time
- C. We like the small community

**VIII. Closing of building**

- A. If it happens, we would prefer it was **Sooner** rather than **Later**.
- B. Please make the decision before MAY!
- C. The unknown causes concern – we have had turmoil and now are again wondering where we will be/ where are we going as a teacher or staff member/where will our students be.
- D. Time – give us time to transition our kids, parents and ourselves!
- E. Have something on paper – data – to help understand why this has to be done.

**IX. Transition Activities**

- A. Begin with the 5<sup>th</sup> grade transition to middle school
- B. Then have a day to visit ERES, visit in the classrooms, eat lunch, and tour the building.
- C. Have a time when ERES is open in the evening and the teachers welcome the parents and kids for an open house and let the kids show the building to their parents.
- D. We as teachers can talk positively about the transition!
- E. The move to ERES will in the future help kids as they transition to Middle School.
- F. Kids will be fine
- G. Make the decision on the building prior to class list being made.

**X. People**

- A. It is difficult for support staff. They have generations of memories in that building.
- B. They prefer it not happen, but are understanding and in some ways prefer it happens now versus always having this worry.
- C. Support staff worry about positions but have seniority and will retain a position.
- D. Teachers worry about what grade they will be teaching.

**XI. Thoughts**

- A. West Richland Elementary staff – support and certified- should have every consideration given to them in position/location/friendships.
- B. We need to put together a document to identify the problem and the concerns.
- C. Time in April and May would be devoted to celebration/transition.
- D. In-service for teachers would be provided! Mentors would be assigned in buildings and every effort would be made to help staff belong!
- E. West Richland students would have a contact at ERES that would help kids belong.

*East Richland Community Unit School District No. 1*  
*2015 Service Awards*

**Retirees (Plaque and Golden Pass)**

Jean Attebery (35 years)  
Angela Davis  
Pat Foust (5 years)  
Louis Gassmann  
Marsha Groves (35 years)  
Marilyn Holt  
Karen Phillips  
Nancy Wallace  
Leslie Webster

**30 years (Certificate)**

Laura Lathrop

**25 years (Pin & Certificate)**

Candy Beyers  
Sherry Clinton  
Deb Ellison  
Donna Goff  
Cindy Grundon  
Diana Hagan  
Cindy Lockley  
Diane Muhs  
Brenda Seessengood

**20 years (Certificate)**

Lori Allen  
Rick Bayles  
Nancy Ginder  
Cindy Hart  
Brenda Hendrickson  
Suzanne Michels  
Kendra Page  
Michelle Powell  
Kristen Redman  
Donna Swinson  
Cathy Wilson

**15 years (Certificate)**

Tammy Ash  
Brenda Beard

Cindy Blank  
Martin Dunn  
Shirley Hunt  
Michelle Klingler  
Emily Rusk  
Verna Shafer  
Jason Smith  
Shelley Travis  
Jessica VanDyke  
Lela Weesner  
Don Wilson

**10 years (Certificate & Pin)**

Phyllis Bateman  
Ashley Beard  
Amanda Ginder  
Jill Greenwood  
Erin Hardy  
Jenifer Hearn  
Jessica Leaf  
Kris LeCrone  
Tommy Leslie  
Judy Redman  
Michele Reynolds  
Jennifer Weidner  
Heather Wheeler  
Klay Wheeler  
Mick Whittler  
Sarah Whittler

**5 years (Certificate)**

Ann Dee Bent  
Michael Cavalier  
Nancy DeMeyer  
Kara Garner  
Tim Tahtinen  
Dan Totten

TO: Marilyn Holt, Chris Simpson, Andy Julian, Chad LeCrone, Ben Anderson, Carolyne Brooks, Alex Cline, Steve Kinkade, Steve Marrs, Leon Redman, Pete Seals, Jan Ridgely, and Jeff Wilson

FROM: Larry Bussard

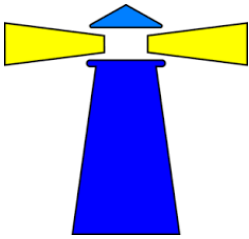
DATE: March 10, 2015

SUBJECT: Graduation Dates

Graduation dates and last day of school have been set for:

<b>Snow Days Used</b>	<b>Last Day of School</b>	<b>H.S. Graduation</b>	<b>M.S. Graduation</b>
5 or more	May 22	May 17	May 21

If you have questions, please don't hesitate to contact me.



# ERES Building Report - March 2015

## 1. Enrollment Figures By Grade Level as of the end of February:

Prekindergarten	20	20	20	20	20	17	20	137
Kindergarten	20	21	20	20	21	22		124
First Grade	23	24	23	22	22	24		138
Second Grade	21	24	20	23	23	24		135
Primary LD/MMI								14
Third Grade		26	25	26	25	25		127
Fourth Grade	25	25	25	26	26	26	25	178
Fifth Grade		28	27	27	27	26		135
Intermediate LD/MMI								3
							<b>Total</b>	<b>991</b>
<b>SESE Classes</b>								
ECE (2-Kdgn dual)								15
Offsite Location								14
Homebound								2
							<b>Total</b>	<b>1022</b>

## 2. February Attendance Report Information:

Kindergarten	89.3%
First Grade	92.3%
Second Grade	94.1%
Third Grade	95.3%
Fourth Grade	94.3%
Fifth Grade	95.3%

## 3. February Discipline:

In School Suspension – 1 student @ .5 day, 2 students @ 1 day  
 Bus Suspension - none

## 4. ERES News and Events:

- ERES celebrates the students achieving their monthly school-wide behavior goal. For February 97% of the students had zero office referrals.
- ERES was proud to have three students participate in the St. Louis Leader in Me Symposium. Caroline Glover - 4<sup>th</sup> grade, and Allison Harness and Gabe Walker - fifth graders, each gave a speech and answered questions on a panel. Mrs. Hearn presented at a breakout session at the Symposium!
- PARCC testing is March 16-20 for students in grades 3-5. All teachers are recognized for their efforts to prepare the students for the tests.
- ERES will be recognizing Allison Reed – 2<sup>nd</sup> grade and Reese Smith – 5<sup>th</sup> grade, at the annual Illinois Principals Association (IPA) Wabash Valley Student Recognition Dinner on March 11 at The Holiday.
- Kindergarten Open House will be March 24. We look forward to meeting the new kindergarten students.
- ERES will host Dental Safari on March 30-31. It provides dental wellness checkups and care treatments to students. This is a service the district has offered for several years.
- On March 26 we will be having the annual Leadership Day - “LEGO – of bad habits.” This is a special day to showcase our students and leadership activities with visiting teachers and administrators.



## West Richland Elementary School (WRES) Building Report March 2015

### 1. Enrollment Figures By Grade Level as of the End of February

Prekindergarten	38	
Kindergarten	22	
First Grade	28	
Second Grade	14	
Third Grade	14	
Fourth Grade	10	
Fifth Grade	21	
Total		147
<b>SESE Classes</b>		
ECE	10	
ED	7	
Autism	9	
MSI	6	
Total		32
<b>Total</b>		<b>179</b>

### 2. February Attendance Report Information

First Grade	96.77%
Second Grade	96.79%
Third Grade	98.76%
Fourth Grade	97.45%
Fifth Grade	94.22%

### 3. February Discipline

96% of the students had zero office referrals during February – There were no suspensions.

#### **4. WRES News and Events**

- The PTO will host its annual carnival “Welcome to the Jungle” for families on March 7.
- WRES will be recognizing Cade Baker, fifth grade student, at the annual Illinois Principals Association (IPA) Wabash Valley Student Recognition Dinner on March 11 at The Holiday.
- PARCC testing is March 16-20 for students in grades 3-5.
- PTO is hosting skating parties on March 24 (PK-K-1<sup>st</sup>) and March 26 (2<sup>nd</sup>-5<sup>th</sup>) for WRES families.
- On March 26 WRES teachers will be attending the ERES Leadership Day. This is also Leadership Day for the students. The theme for the day is “Lego of Bad Habits” and students will wear Lego colors.
- WRES students collected \$1,741.25 for Jump Rope for Heart. Thanks to Mrs. Stephanie Geier for coordinating this project and encouraging excellent participation from 37 of the students. We have heart!
- WRES students raised almost \$200 for BBBS (Big Brothers Big Sisters) from Hat Days. Teachers and staff members won the “Team Spirit” award on their bowling day.



# EAST RICHLAND MIDDLE SCHOOL BUILDING REPORT

Month Ending 02/28/2015

---

## 1. Enrollment

6th Grade ~ 202  
7th Grade ~ 181  
8th Grade ~ 192

## 2. Attendance

6th Grade ~ 95.06%  
7th Grade ~ 95.30%  
8th Grade ~ 94.09%

## 3. Discipline

Number of Expulsions ~ 0  
Number of Out of School Suspensions ~ 8  
Number of Days Each Child Suspended ~ 2@4 days; 1@3 days; 3@2 day; 2@1 day  
Number of In School Suspensions ~ 8

## 4. Month Activities

February 6 ~ 3rd Quarter Mid-Term  
February 13 ~ Parent Teacher Conferences/No School  
Valentine's Dance 6:00-8:00  
February 16 ~ President's Day/No School

## 5. Upcoming Events

March 6-8 ~ High School Musical @ Sliva Auditorium  
March 9 ~ Spelling Bee  
March 13 ~ End of 3rd Quarter  
March 17-20 ~ PARCC Test  
March 24 ~ Dodgeball Tourney 6:00 pm  
March 30 ~ 7th/8th Grade Band Concert 7:00 pm  
March 31 ~ One Book Author Visit

7 Volleyball Games

**East Richland High School  
Principal's Report  
March 1, 2015**

1. There will be an ERHS Band Concert on Tuesday, March 10 at 7:00 pm in Sliva Auditorium.
2. The Wabash Valley IPA Student Recognition Dinner will be held on Wednesday, March 11. Payton Blakney and Travis Hunt will be recognized.
3. The end of 3<sup>rd</sup> quarter is Friday, March 13.
4. The ERHS Choir Concert is scheduled for Sunday, March 15 at 3:00 pm in Sliva Auditorium.
5. The Illinois State Scholar Banquet for ROE #12 will be held on Tuesday, March 17 in Robinson. This banquet recognizes all Illinois State Scholars in the high schools that make up our five county region.
6. 3<sup>rd</sup> quarter report cards will be available through Skyward Family Access on Friday, March 20.

**Enrollment Totals for February:**

Freshmen ~ 178  
Sophomore ~ 184  
Junior ~ 170  
Senior ~ 170  
Total ~ 702

Percentage of Attendance: 92.51%

**Discipline for February:**

In School Suspension ~ 3  
Out of School Suspension ~ 5  
Lunch Detention ~ 67  
Detention ~ 15  
Saturday School ~ 8

## Special Needs Board Report March 2015

- 416 - Total number of students with IEPs (Individual Education Plans)
- 4 - Total number of students with IEPs attending Optional Education
- 1 - Total number of students with IEPs attending Safe School
- 4 – Homebound Student due to medical issues
- 57 - Number of students with IEPs attending SESE classrooms or out of district
  - SESE MSI** – Louisville (6)
  - SESE MSI** – West Richland Elementary (2)
  - SESE MSI** – East Richland High (5)
  - SESE ECE** – West Richland Elementary (6)
  - SESE ECE** – East Richland Elementary (14)
  - SESE ED** – West Richland Elementary (6)
  - SESE ED I & II**– Oblong (4)
  - SESE Autism** – West Richland Elementary (6)
  - ED** – Fresh Start TLC at Effingham (4)
  - Autism** – O’Fallon, IL (1)
  - Residential** – Kemmerer Village (1)
  - Residential** – Swann at Champaign, IL (1)
  - Residential** – Salem 4 Youth at Flanagan, IL (1)
- 21 - Total number of students with Section 504 Plans
- 48 - Total number of pending re-evaluations
- 12 - Total number of pending initial evaluations
  - 2 - Total number of move in students (0 - Speech Only)
  - 6 - Total number of students who left district (1 - Speech Only)
- 50 - Total number of IEP meetings held in February

MSI – Moderate to Severely Impaired  
ED – Emotional Disability  
ECE – Early Childhood Education

Truancy Board Report  
March 13, 2015

Excused and Unexcused absences are all a part of this form.

Elementary School absences:

Perfect attendance	1-5 days
37	421

Middle school absences:

Perfect attendance	1-5 days
28	213

High school absences:

Perfect attendance	1-5 days
49	356

We have had very good attendance by lots of our children in all of the schools as shown above. These numbers are taken from students in KG - 12th grade. There is a total of 2243 kids in these grade levels. 114 of these students have perfect attendance and 990 have missed between 1-5 days. This has been wonderful attendance for these 1104 students.



The IHSA governs the equitable participation in interscholastic athletics and activities that enrich the educational experience.

March 2015

To the Principal/IHSA Official Representative Addressed:

It's time again for your school to renew its membership in the Illinois High School Association. **For the 2015-16 school term, IHSA membership will not require payment of membership dues or state series entry fees per action of the IHSA Board of Directors.**

Your school may renew membership in the Illinois High School Association by confirming that your school continues to be Recognized by the Illinois State Board of Education and by certifying that your Board of Education/Governing Board has voted to adopt and abide by the Constitution, By-laws, Terms and Conditions, and Administrative Procedures, Guidelines, and Policies of the Association for the 2015-16 school term.

Your 2015-16 membership renewal is due by June 15, 2015. Please do not delay. Obtain your Board of Education's action on the membership resolution and fax it to (309) 663-7479 on or before **June 15**.

Sincerely,

Martin L. Hickman, Ed.D.  
Executive Director

**THIS FORM MUST BE SIGNED BELOW, ON THE APPROPRIATE LINE, BY THE PRINCIPAL OR OFFICIAL REPRESENTATIVE AND THE BOARD PRESIDENT OR SECRETARY.  
DO NOT DETACH**

To: IHSA Executive Director

We certify that East Richland High School is recognized by the Illinois State Board of Education. It is understood that failure to be recognized by the Illinois State Board of Education will disqualify our school for membership in the IHSA and that if this were to occur, it is our responsibility to immediately notify the Association of this change in status.

We further certify our Board of Education/Governing Board, at its meeting held on \_\_\_\_\_, 2015, voted to renew membership in the Illinois High School Association, and to adopt and abide by the Constitution, By-laws, Terms and Conditions, and Administrative Procedures, Guidelines and Policies of the Illinois High School Association for the year of July 1, 2015, through June 30, 2016.

Principal/Official Representative Signature

Board President or Board Secretary Signature

Chris A. Simpson (618)393-2191  
Please Type or Print Name and Phone Number

\_\_\_\_\_  
Please Type or Print Name and Phone Number

\_\_\_\_\_ High School \_\_\_\_\_, Illinois

2015-16 Membership Renewal

**BOARD RESOLUTION**  
Authorizing  
Participation in the National Purchasing Cooperative

WHEREAS, the East Richland Community Unit School District No. 1  
**Board of Education**, in the State of Illinois, (“Board” or “District”) has elected to join the National Purchasing Cooperative (the “Cooperative” operating as “National BuyBoard”, a program created for the benefit of school districts and other governmental entities nationwide; and

WHEREAS, the District is authorized to enter into the National Purchasing Cooperative by executing the National Purchasing Cooperative Organizational Interlocal Agreement (which is incorporated herein by reference) pursuant to Article VII, §10 of the Ill. Constitution and 5 ILCS 220/2; and

WHEREAS, the District desires to participate and join with other governmental entities in the discharge of their respective public and governmental purposes, objectives, needs, programs, functions and services relative to purchasing;

NOW, THEREFORE, BE IT RESOLVED, that the aforementioned Board of Education, hereby authorizes its president, or designee, to execute the National Purchasing Cooperative Organizational Interlocal Agreement.

BE IT FURTHER RESOLVED, that execution of this Resolution is conclusive evidence of the Board’s approval of this action and of the authority granted herein. The Board warrants that it has, and at the time of this action had, full power and lawful authority to adopt this instrument.

Adopted and approved this \_\_\_\_\_ day of \_\_\_\_\_.

By: \_\_\_\_\_  
School Board President or Designee

Attest: \_\_\_\_\_  
Superintendent or other Official

**East Richland  
Community Unit School District #1  
Five – Year Maintenance Plan  
2015-2019  
March 19, 2015**

## Summer Maintenance Work 2015

### ERHS

Project	Cost
1. Refinish Gym Floor	4,300.00
2. Tennis Court Repair/Maintenance	5,000.00
3. Roof Replacement HS #7	200,000.00
4. Repair Football Grandstand Footings as needed	1,000.00
5. Mount Projectors – Art #1, IMC (Labor Only)	0
6. Purchase/Install heater – MSI restroom	1,500.00
7. Purchase/Install garbage disposal –FCS kitchen	150.00
8. Replace stair treads to gym/vocational hallway	2,500.00
9. Replace white board – Room 210	250.00
10. Install shelving in FCS office, band room	250.00
11. Replace window blinds – Room 157	250.00
12. Replace chair back seats - gym	18,000.00
13. Purchase/Install restroom stalls – boys science wing	1,000.00
14. Shelves installed in 48' Band trailer	1,000.00
15. Install solar bench	250.00
16. Exterior Door Replacement – Science Southeast Entrance	14,500.00
17. Honeywell update of building software/server	35,000.00
18. Replace computer tables/counters – Room 229	1,000.00
<b>Total</b>	<b>285,950.00</b>

## Summer Maintenance Work 2015

### ERMS

#### Project

#### Cost

1. Construct new sign	1,000.00
2. Repair walking track	1,000.00
3. Replace garbage disposal in kitchen	200.00
4. Purchase/install bulletin board-room 119	150.00
5. Move white boards in Choir Room (Labor only)	150.00
6. Install solar bench	250.00
<b>Total</b>	<b>2,750.00</b>

## Summer Maintenance Work 2015

### ERES

<b>Project</b>	<b>Cost</b>
1. Refinish gym floor	2,600.00
2. Playground equipment inspected/repair/paint as needed	500.00
3. Safety guard playground surfacing material (2 loads)	4,180.00
4. Replace Flooring (Phase 2 of 5)	40,000.00
5. Install Shelves in Storage Room Upstairs	5,200.00
6. Install shelves in room 502	1,000.00
7. Light switch reconfiguration in classrooms as needed	1,000.00
8. Add drains in front from downspouts	500.00
9. Install new 12' fence between playground and parking lot	4,000.00
10. Repair cracks in sidewalk and walking track	1,000.00
11. Repair to sign	500.00
12. Install solar bench	250.00
13. Concrete areas as needed	25,000.00
14. Seal ERES faculty parking/playground	5,000.00
<b>Total</b>	<b>90,730.00</b>

## Summer Maintenance Work 2015

### WRES

Project	Cost
1. **Update Fire Alarm	25,000.00
2. **Boiler Room ceiling repaired	500.00
3. **Purchase/Install closures for all classroom doors (20) 180.00 ea.	3,600.00
4. **Purchase/Install gym door	300.00
5. **Kitchen cooking hood repaired/cleaned	100.00
6. **Install fire detector in storage room	1,000.00
7. a. Replace gym roof (150,000.00 less 50,000.00 main grant)	100,000.00
b. Repair gym roof leak area only	40,000.00
8. Repair to steam pipes as needed	10,000.00
9. Repair to unit heaters as needed	10,000.00
10. Replace faucet in room 26	100.00
11. Rewire Technology	25,000.00
12. Floor tile asbestos abatement	50,000.00
13. Install new flooring	25,000.00
14. Install a light outside Exit 5	100.00
15. Remove old abandoned tanks in boiler room (Labor only)	0
16. Insulate steam pipes as needed	2,000.00
17. Refinish gym floor	1,200.00
18. Boys locker room/sheet rock replaced	2,000.00
19. Kitchen pantry ceiling replaced	500.00
20. Exit doors # 2,5,6,7 replaced (5,500.00 per exit)	22,000.00
21. Gravel as needed in lot	2,000.00
22. Purchase/install permanent trash receptacles	2,000.00
<b>**Violations per State Fire Marshall</b>	
<b>Total (7a)</b>	<b>282,400.00</b>
<b>Total (7b)</b>	<b>222,400.00</b>
<b>WRES open 1 year – items 1-10</b>	<b>90,600.00</b>

## Summer Maintenance Work 2015

### Bus Barn

#### Project

#### Cost

1. Repair/Replace fascia boards	500.00
2. Oil and chip drive (add rock as needed)	2,000.00
<b>Total</b>	<b>2,500.00</b>



**Summer of 2016 –**

<b>Project</b>	<b>Cost</b>
District Painting/Labor	60,000.00
WRES Install new ceiling and lights in gym	30,000.00
ERES Replacement Flooring (phase 3 of 5)	60,000.00
ERES Parking Lot Repair	25,000.00
ERMS – Gym Floor Sand/Refinish	25,000.00
ERHS Exterior Door Replacement – Rear Chairlift Entrance	10,000.00
ERHS Auditorium Seating Renovation (Phase 1 of 3)	60,000.00
ERHS Repair/Seal Sidewalks	10,000.00
ERHS Roof # 3 (Science/Business)	150,000.00
Misc. Projects	25,000.00

**Summer of 2017 –**

<b>Project</b>	<b>Cost</b>
District Painting/Labor	60,000.00
ERES Replace Flooring (Phase 4 of 5)	60,000.00
ERES Parking Lot Repair	25,000.00
ERHS Exterior Door Replacement – West Science Entrance	10,000.00
ERHS Chair Lift	80,000.00
ERHS Auditorium Seating Renovation (Phase 2 of 3)	50,000.00
ERHS Roof #19, 20, 21, 22, 24 (Gym Porches/ T&I)	180,000.00
Misc. Projects	25,000.00

**Summer of 2018 –**

<b>Project</b>	<b>Cost</b>
District Painting/Labor	65,000.00
ERES Replace Flooring (Phase 5 of 5)	60,000.00
ERES Parking Lot Repairs	25,000.00
ERMS Walking Track Replaced	50,000.00
ERHS Exterior Door Replacement – North Science Entrance	10,000.00
ERHS Roof HS #11 (Auditorium)	250,000.00
ERHS Auditorium Seating Renovation (Phase 3 of 3)	50,000.00
Misc. Projects	25,000.00

**Summer of 2019 –**

**Project**

**Cost**

District Painting/Labor	65,000.00
ERES Parking Lot Repair	25,000.00
ERMS Locker Room Lockers Replaced	35,000.00
Replace ERHS Football Stadium Lights/Poles	75,000.00
ERHS Roof HS #23 (T&I)	250,000.00
ERHS Entrance Door Replacement – Auditorium West	15,000.00
Misc. Projects	15,000.00

**2014-2015 Amended Public School Calendar for East Richland CUSD 1, District Doc Author Submitted to the RCDT Admin, as of 3/10/2015**

Codes: X = attendance day; XHI, XHPT, XID, XDS, XHS, XHSW, XHIH, XHPH, XHSH = half attendance day; XH = holiday attendance waiver; FPT, FPTH, WFPT = full day parent teacher conference; FI, WFI, FIH = teacher inservice; PI, TI, TIH = parent/teacher institute; ED = emergency day; XED = proposed emergency day; HOL = holiday; NIA = not in attendance

**Total Days of Attendance: 173** Regular Day: **8:00AM - 3:10PM** Instruct. Day Lgth: **6 Hrs. 0 Mins.**

July 2014							August 2014							September 2014						
Mon	Tue	Wed	Thu	Fri	Sat	Sun	Mon	Tue	Wed	Thu	Fri	Sat	Sun	Mon	Tue	Wed	Thu	Fri	Sat	Sun
30	1	2	3	4 HOL	5	6	28	29	30	31	1	2	3	25	26	27	28	29	30	31
7	8	9	10	11	12	13	4	5	6	7	8	9	10	1 HOL	2 X	3 X	4 X	5 X	6	7
14	15	16	17	18	19	20	11 TI	12 TI	13 X	14 X	15 X	16	17	8 X	9 X	10 X	11 X	12 X	13	14
21	22	23	24	25	26	27	18 X	19 X	20 X	21 X	22 X	23	24	15 X	16 X	17 XHS	18 X	19 X	20	21
28	29	30	31	1	2	3	25 X	26 X	27 X	28 X	29 X	30	31	22 X	23 X	24 X	25 X	26 X	27	28
4	5	6	7	8	9	10	1	2	3	4	5	6	7	29 X	30 X	1	2	3	4	5

July Atnd: 0      Accum: 0      Aug Atnd: 13      Accum: 13      Sept Atnd: 21      Accum: 34

October 2014							November 2014							December 2014						
Mon	Tue	Wed	Thu	Fri	Sat	Sun	Mon	Tue	Wed	Thu	Fri	Sat	Sun	Mon	Tue	Wed	Thu	Fri	Sat	Sun
29	30	1 X	2 X	3 X	4	5	27	28	29	30	31	1	2	24	25	26	27	28	29	30
6 X	7 X	8 X	9 X	10 X	11	12	3 X	4 X	5 X	6 X	7 X	8	9	1 X	2 X	3 X	4 X	5 X	6	7
13 HOL	14 X	15 X	16 X	17 X	18	19	10 X	11 HOL	12 X	13 X	14 X	15	16	8 X	9 X	10 X	11 X	12 X	13	14
20 X	21 X	22 X	23 XHS	24 FPT	25	26	17 X	18 X	19 X	20 X	21 X	22	23	15 X	16 X	17 X	18 X	19 X	20	21
27 X	28 X	29 X	30 X	31 X	1	2	24 X	25 X	26 X	27 HOL	28 NIA	29	30	22 NIA	23 NIA	24 NIA	25 HOL	26 NIA	27	28
3	4	5	6	7	8	9	1	2	3	4	5	6	7	29 NIA	30 NIA	31 NIA	1	2	3	4

Oct Atnd: 21      Accum: 55      Nov Atnd: 17      Accum: 72      Dec Atnd: 15      Accum: 87

January 2015							February 2015							March 2015						
Mon	Tue	Wed	Thu	Fri	Sat	Sun	Mon	Tue	Wed	Thu	Fri	Sat	Sun	Mon	Tue	Wed	Thu	Fri	Sat	Sun
29	30	31 HOL	1 NIA	2	3	4	26	27	28	29	30	31	1	23	24	25	26	27	28	1
5 TI	6 X	7 X	8 X	9 X	10	11	2 X	3 X	4 X	5 X	6 X	7	8	2 ED	3 X	4 X	5 AOG	6 X	7	8
12 X	13 X	14 X	15 X	16 XHS	17	18	9 X	10 X	11 X	12 X	13 FPT	14	15	9 X	10 X	11 X	12 X	13 X	14	15
19 HOL	20 X	21 X	22 X	23 X	24	25	16 NIA	17 ED	18 ED	19 ED	20 ED	21	22	16 X	17 X	18 X	19 X	20 X	21	22
26 X	27 X	28 X	29 X	30 X	31	1	23 X	24 X	25 X	26 X	27 X	28	1	23 X	24 X	25 X	26 X	27 X	28	29
2	3	4	5	6	7	8	2	3	4	5	6	7	8	30 X	31 X	1	2	3	4	5

Jan Atnd: 18      Accum: 105      Feb Atnd: 14      Accum: 119      Mar Atnd: 20      Accum: 139

April 2015							May 2015							June 2015						
Mon	Tue	Wed	Thu	Fri	Sat	Sun	Mon	Tue	Wed	Thu	Fri	Sat	Sun	Mon	Tue	Wed	Thu	Fri	Sat	Sun
30	31	1 X	2 NIA	3 NIA	4	5	27	28	29	30	1 XHS	2	3	25	26	27	28	29	30	31
6 NIA	7 X	8 X	9 X	10 X	11	12	4 X	5 X	6 X	7 X	8 X	9	10	1	2	3	4	5	6	7
13 X	14 X	15 X	16 X	17 X	18	19	11 X	12 X	13 X	14 X	15 X	16	17	8	9	10	11	12	13	14
20 X	21 X	22 X	23 X	24 X	25	26	18 X	19 X	20 X	21 X	22 TI	23	24	15	16	17	18	19	20	21
27 X	28 X	29 X	30 X	1	2	3	25 HOL	26	27	28	29	30	31	22	23	24	25	26	27	28
4	5	6	7	8	9	10	1	2	3	4	5	6	7	29	30	1	2	3	4	5

Apr Atnd: 19      Accum: 158      May Atnd: 15      Accum: 173      June Atnd: 0      Accum: 173

**2015-2016 Proposed Public School Calendar for East Richland CUSD 1, District Doc Author Submitted to the RCDT Admin, as of 3/11/2015**

Codes: X = attendance day; XH1, XHPT, XID, XDS, XHS, XHSW, XH1H, XHPH, XHSH = half attendance day; XH = holiday attendance waiver; FPT, FPTH, WFPT = full day parent teacher conference; FI, WFI, FIH = teacher inservice; PI, TI, TIH = parent/teacher institute; ED = emergency day; XED = proposed emergency day; HOL = holiday; NIA = not in attendance

**Total Days of Attendance: 179** Regular Day: **8:00AM - 3:10PM** Instruct. Day Lgth: **6 Hrs. 0 Mins.**

July 2015							August 2015							September 2015						
Mon	Tue	Wed	Thu	Fri	Sat	Sun	Mon	Tue	Wed	Thu	Fri	Sat	Sun	Mon	Tue	Wed	Thu	Fri	Sat	Sun
29	30	1	2	3	4 HOL	5	27	28	29	30	31	1	2	31	1 X	2 X	3 X	4 X	5	6
6	7	8	9	10	11	12	3	4	5	6	7	8	9	7 HOL	8 X	9 X	10 X	11 X	12	13
13	14	15	16	17	18	19	10 TI	11 TI	12 X	13 X	14 X	15	16	14 X	15 X	16 XHS	17 X	18 X	19	20
20	21	22	23	24	25	26	17 X	18 X	19 X	20 X	21 X	22	23	21 X	22 X	23 X	24 X	25 X	26	27
27	28	29	30	31	1	2	24 X	25 X	26 X	27 X	28 X	29	30	28 X	29 X	30 X	1	2	3	4
3	4	5	6	7	8	9	31 X	1	2	3	4	5	6	5	6	7	8	9	10	11

July Atnd: 0      Accum: 0      Aug Atnd: 14      Accum: 14      Sept Atnd: 21      Accum: 35

October 2015							November 2015							December 2015						
Mon	Tue	Wed	Thu	Fri	Sat	Sun	Mon	Tue	Wed	Thu	Fri	Sat	Sun	Mon	Tue	Wed	Thu	Fri	Sat	Sun
28	29	30	1 X	2 X	3	4	26	27	28	29	30	31	1	30	1 X	2 X	3 X	4 X	5	6
5 X	6 X	7 X	8 X	9 X	10	11	2 X	3 X	4 X	5 X	6 X	7	8	7 X	8 X	9 X	10 X	11 X	12	13
12 HOL	13 X	14 X	15 X	16 X	17	18	9 X	10 X	11 HOL	12 X	13 X	14	15	14 X	15 X	16 X	17 X	18 X	19	20
19 X	20 X	21 X	22 XHS	23 FPT	24	25	16 X	17 X	18 X	19 X	20 X	21	22	21 NIA	22 NIA	23 NIA	24 NIA	25 HOL	26	27
26 X	27 X	28 X	29 X	30 X	31	1	23 X	24 X	25 X	26 HOL	27 NIA	28	29	28 NIA	29 NIA	30 NIA	31 NIA	1	2	3
2	3	4	5	6	7	8	30 X	1	2	3	4	5	6	4	5	6	7	8	9	10

Oct Atnd: 20      Accum: 55      Nov Atnd: 18      Accum: 73      Dec Atnd: 14      Accum: 87

January 2016							February 2016							March 2016						
Mon	Tue	Wed	Thu	Fri	Sat	Sun	Mon	Tue	Wed	Thu	Fri	Sat	Sun	Mon	Tue	Wed	Thu	Fri	Sat	Sun
28	29	30	31	1 HOL	2	3	25	26	27	28	29	30	31	29	1 X	2 X	3 X	4 X	5	6
4 TI	5 X	6 X	7 X	8 X	9	10	1 X	2 X	3 X	4 X	5 X	6	7	7 X	8 X	9 X	10 X	11 X	12	13
11 X	12 X	13 X	14 X	15 XHS	16	17	8 X	9 X	10 X	11 X	12 FPT	13	14	14 X	15 X	16 X	17 X	18 X	19	20
18 HOL	19 X	20 X	21 X	22 X	23	24	15 NIA	16 X	17 X	18 X	19 X	20	21	21 X	22 X	23 X	24 NIA	25 NIA	26	27
25 X	26 X	27 X	28 X	29 X	30	31	22 X	23 X	24 X	25 X	26 X	27	28	28 NIA	29 X	30 X	31 X	1	2	3
1	2	3	4	5	6	7	29 X	1	2	3	4	5	6	4	5	6	7	8	9	10

Jan Atnd: 18      Accum: 105      Feb Atnd: 19      Accum: 124      Mar Atnd: 20      Accum: 144

April 2016							May 2016							June 2016						
Mon	Tue	Wed	Thu	Fri	Sat	Sun	Mon	Tue	Wed	Thu	Fri	Sat	Sun	Mon	Tue	Wed	Thu	Fri	Sat	Sun
28	29	30	31	1 X	2	3	25	26	27	28	29	30	1	30	31	1	2	3	4	5
4 X	5 X	6 X	7 X	8 X	9	10	2 X	3 X	4 X	5 X	6 XHS	7	8	6	7	8	9	10	11	12
11 X	12 X	13 X	14 X	15 X	16	17	9 X	10 X	11 X	12 X	13 XED	14	15	13	14	15	16	17	18	19
18 X	19 X	20 X	21 X	22 X	23	24	16 XED	17 XED	18 XED	19 XED	20 TI	21	22	20	21	22	23	24	25	26
25 X	26 X	27 X	28 X	29 X	30	1	23	24	25	26	27	28	29	27	28	29	30	1	2	3
2	3	4	5	6	7	8	30 HOL	31	1	2	3	4	5	4	5	6	7	8	9	10

Apr Atnd: 21      Accum: 165      May Atnd: 14      Accum: 179      June Atnd: 0      Accum: 179

## East Richland Community Unit School District No.1 2015-2016 District Calendar

<b>Monday, August 10</b>	No School	Teacher Institute Day
<b>Tuesday, August 11</b>	No School	Teacher Institute Day
<b>Wednesday, August 12</b>	<b>Dismiss 2:10 pm</b>	<b>Early Dismissal – First Day of Student Attendance</b>
<b>Thursday, August 13</b>	Dismiss 2:10 pm	Early Dismissal
<b>Friday, August 14</b>	Dismiss 2:10 pm	Early Dismissal
<b>Monday, September 7</b>	No School	Labor Day
<b>Wednesday, September 16</b>	Dismiss 12:30 pm	School Improvement Day
<b>Monday, October 12</b>	No School	Columbus Day
<b>Thursday, October 22</b>	Dismiss 12:30 pm	School Improvement Day (Parent/Teacher Conferences 5:00 – 8:00 p.m.)
<b>Friday, October 23</b>	No School	Parent/Teacher Conferences
<b>Wednesday, November 11</b>	No School	Veteran’s Day
<b>Wednesday, November 25</b>	Dismiss 2:10 pm	Early Dismissal – Thanksgiving Vacation
<b>Thursday, November 26</b>	No School	Thanksgiving
<b>Friday, November 27</b>	No School	Thanksgiving Vacation
<b>Friday, December 18</b>	Dismiss 2:10 pm	Early Dismissal – Winter Vacation
<b>Monday, December 21</b>	No School	Winter Vacation Begins
<b>Monday, January 4</b>	No School	Institute Day
<b>Tuesday, January 5</b>		<b>School Resumes for Students</b>
<b>Friday, January 15</b>	Dismiss 12:30 pm	School Improvement Day
<b>Monday, January 18</b>	No School	Martin Luther King, Jr. Birthday
<b>Friday, February 12</b>	No School	Parent/Teacher Conferences
<b>Monday, February 15</b>	No School	President’s Day
<b>Wednesday, March 23</b>	Dismiss 2:10 pm	Early Dismissal – Spring Vacation
<b>Thursday, March 24</b>	No School	Spring Vacation Begins
<b>Tuesday, March 29</b>		<b>School Resumes Following Vacation</b>
<b>Friday, May 6</b>	Dismiss 11:15 am	Early Dismissal – School Improvement Day
<b>Thursday, May 19</b>	<b>Dismiss 2:10 pm</b>	<b>Early Dismissal – Last Day of Student Attendance</b>
<b>Friday, May 20</b>	No School	Teacher Institute Day

	Student Attendance	Parent/Teacher Conference	Institute & Inservice	Total
<b>1<sup>st</sup> Quarter</b>	42	0	2	44
<b>2<sup>nd</sup> Quarter</b>	45	1	0	46
<b>3<sup>rd</sup> Quarter</b>	46	1	1	48
<b>4<sup>th</sup> Quarter</b>	46	0	1	47
<b>Total</b>	<b>179<sup>1</sup></b>	<b>2<sup>2</sup></b>	<b>4<sup>3</sup></b>	<b>185<sup>4</sup></b>

<sup>1</sup> 179 pupil attendance days are initially scheduled so as to insure 174 days actual school attendance.

<sup>2</sup> Parent/Teacher Conferences are scheduled for a full day in the fall and a full day in the spring.

<sup>3</sup> Full-day institutes are scheduled with two in the first half of the year and two in the second half.

<sup>4</sup> The school calendar shall be amended at the end of the year to total 180 days.

Five snow days are built into the calendar for 2015-2016.

**Grading Period and Report Card Schedule  
2015-2016**

**East and West Richland Elementary School**

<b><u>First Trimester</u></b>	<b><u>August 12– November 6</u></b>
Mid-Term	Friday, September 25
Parent Teacher Conference	Thursday/Friday, October 22/23
End of First Trimester	Friday, November 6
Report Cards Issued	Friday, November 13
<b><u>Second Trimester</u></b>	<b><u>November 9 – February 11</u></b>
Mid-Term	Friday, December 18
End of Trimester	Thursday, February 11
Parent Teacher Conference	Friday, February 12
Report Cards Issued	Friday, February 19
<b><u>Third Trimester</u></b>	<b><u>February 16 – May 19</u></b>
Mid-Term	Friday, April 1
End of Trimester	Thursday, May 19
Report Cards Issued	Thursday, May 19

**East Richland Middle School / East Richland High School**

<b><u>First Quarter</u></b>	<b><u>August 12 - October 9</u></b>
Mid-Term	Friday, September 11
End of First Quarter	Friday, October 9
Report Cards	Thursday, October 22
Parent Teacher Conference	Thursday/Friday, October 22/23
<b><u>Second Quarter</u></b>	<b><u>October 13 – December 18</u></b>
Mid-Term	Friday, November 13
End of Second Quarter	Friday, December 18
Report Cards	Friday, January 8
<b><u>Third Quarter</u></b>	<b><u>January 5 – March 11</u></b>
Mid-Term	Friday, February 5
Parent Teacher Conference	Friday, February 12
End of Third Quarter	Friday, March 11
Report Cards	Friday, March 18
<b><u>Fourth Quarter</u></b>	<b><u>March 14 – May 19</u></b>
Mid-Term	Wednesday, April 13
End of Fourth Quarter	Thursday, May 19
Report Cards	TBA

3/11/2015

## **General Personnel**

### **Workplace Harassment Prohibited**

The School District expects the workplace environment to be productive, respectful, and free of unlawful harassment. District employees shall not engage in harassment or abusive conduct on the basis of an individual's race, religion, national origin, sex, sexual orientation, age, citizenship status, disability, or other protected status identified in Board policy 5:10 *Equal Employment Opportunity and Minority Recruitment*. Harassment of students, including, but not limited to, workplace harassment, is prohibited by Board policy 7:20 *Harassment of Students Prohibited*.

### **Sexual Harassment Prohibited**

The School District shall provide a workplace environment free of unwelcome sexual advances, requests for sexual favors, and other verbal or physical conduct, or communications constituting harassment on the basis of sex as defined and otherwise prohibited by State and federal law.

District employees shall not make sexual advances or request sexual favors or engage in any conduct of a sexual nature when (1) submission to such conduct is made either explicitly or implicitly a term or condition of an individual's employment; (2) submission to or rejection of such conduct by an individual is used as the basis for employment decisions affecting such individual; or (3) such conduct has the purpose or effect of substantially interfering with an individual's work performance or creating an intimidating, hostile, or offensive working environment. Sexual harassment prohibited by this policy includes verbal or physical conduct. The terms intimidating, hostile, or offensive include, but are not limited to, conduct that has the effect of humiliation, embarrassment, or discomfort. Sexual harassment will be evaluated in light of all the circumstances.

### **Making a Complaint: Enforcement**

A violation of this policy will result in discipline or discharge. Any person making a knowingly false accusation regarding harassment will likewise be subject to disciplinary action, up to and including discharge. An employee's employment, compensation, or work assignment shall not be adversely affected by complaining or providing information about harassment. Retaliation against employees for bringing bona fide complaints or providing information about harassment is prohibited (see Board policy 2:260, *Uniform Grievance Procedure*).

Aggrieved persons, who feel comfortable doing so, should directly inform the person engaging in sexually harassing conduct or communication that such conduct or communication is offensive and must stop.

Employees should report claims of harassment to the Nondiscrimination Coordinator and/or use the, Board policy 2.260, *Uniform Grievance Procedure*.

Employees may choose to report to a person of the employee's same sex. There are no express time limits for initiating complaints and grievances under this policy; however, every effort should be made to file such complaints as soon as possible, while facts are known and potential witnesses are available.

Whom to Contact with a Report or Complaint

Following are the names, addresses, and telephone numbers of the District's current Nondiscrimination Coordinator and Complaint Managers.

*Nondiscrimination*

*Coordinator:*

Name	<u>Larry Bussard</u>
Address	<u>1100 E. Laurel, Olney, IL</u>
Telephone No.	<u>618-395-2324</u>

*Complaint Managers:*

Name	<u>Cris Edwards</u>	<u>Chris Simpson</u>
Address	<u>1100 East Laurel, Olney, IL</u>	<u>1100 E. Laurel, Olney, IL</u>
Telephone No.	<u>618/395-2324</u>	<u>618/395-2324</u>

ADOPTED:            March 19, 2015

## **Board of Education**

### **Uniform Grievance Procedure**

Students or their parent(s)/guardian(s), employees, or community members should notify any District Complaint Manager if they believe that the Board of Education, its employees, or agents have violated their rights guaranteed by the State or federal Constitution, State or federal statute, or Board policy, or have a complaint including:

1. Title II of the Americans with Disabilities Act;
2. Title IX of the Education Amendments of 1972;
3. Section 504 of the Rehabilitation Act of 1973;
4. Title VI of the Civil Rights Act, 42 U.S.C. § 2000d et seq.
5. Equal Employment Opportunities Act (Title VII of the Civil Rights Act), 42 U.S.C. § 2000e et seq.
6. Sexual harassment (Illinois Human Rights Act, Title VII of the Civil Rights Act of 1964, and Title IX of the Education Amendments of 1972).
7. Bullying, 105 ILCS 5/127-23.7
8. The misuse of funds received for services to improve educational opportunities for educationally disadvantaged or deprived children; or
9. Curriculum, instructional materials, and/or programs.
10. Victims' Economic security and Safety Act, 820 ILCS 180;
11. Illinois Equal Pay Act of 2003, 820 ILCS 112;
12. Provision of services to homeless students; or
13. Illinois Whistleblower Act, 740 ILCS 174/1 et seq.
14. Misuse of genetic information (Illinois Genetic Information Privacy Act (GIPA), 410 ILCS 513/and titles I and II of the Genetic Information Nondiscrimination Act (GINA), 42 U.S.C. §2000ff et seq.)
15. Employee Credit Privacy Act, 820 ILCS 70/.8

The Complaint Manager will attempt to respond to and resolve complaints without resorting to this grievance procedure and, if a complaint is filed, to address the complaint promptly and equitably. The right of a person to prompt and equitable resolution of the complaint filed hereunder shall not be impaired by the person's pursuit of other remedies. Use of this grievance procedure is not a prerequisite to the pursuit of other remedies and use of this grievance procedure does not extend any filing deadline related to the pursuit of other remedies. All deadlines under this procedure may be extended by the Complaint Manager as he or she deems appropriate. As used in this policy, "school business days" means days on which the District's main office is open.

1. Filing a Complaint

A person (hereinafter Complainant) who wishes to avail him or herself of this grievance procedure may do so by filing a complaint with any District Complaint Manager. The Complainant shall not be required to file a complaint with a particular Complaint Manager and may request a Complaint Manager of the same gender. The Complaint Manager may request the Complainant to provide a written statement regarding the nature of the complaint or require a meeting with the parent(s)/guardian(s) of a student. The Complaint Manager shall assist the Complainant as needed.

2. Investigation

The Complaint Manager will investigate the complaint or appoint a qualified person to undertake the investigation on his or her behalf. If the Complainant is a student, the Complaint Manager will notify his or her parent(s)/guardian(s) that they may attend any investigatory meetings in which their child is involved. The complaint and identity of the Complainant will not be disclosed except (1) as required by law, this policy, or (2) as necessary to fully investigate the complaint, or (3) as authorized by the Complainant.

The identity of any student witnesses will not be disclosed except: (1) as required by law or any collective bargaining agreement, or (2) as necessary to fully investigate the complaint, or (3) as authorized by the parent/guardian of the student witness, or by the student if the student is 18 years of age or older.

Within 30 school business days of the date the complaint was filed, the Complaint Manager shall file a written report of his or her findings with the Superintendent. The Complaint Manager may request an extension of time. If a complaint of sexual harassment contains allegations involving the Superintendent, the written report shall be filed with the School Board, which will make a decision in accordance with the following section of this policy. The Superintendent will keep the Board informed of all complaints.

3. Decision and Appeal

Within 5 school days after receiving the Complaint Manager's report, the Superintendent shall mail his or her written decision to the Complainant by U.S. mail, first class, as well as the Complaint Manager.

Within 10 school business days after receiving the Superintendent's decision, the Complainant may appeal the decision to the School Board by making a written request to the Complaint Manager. The Complaint Manager shall promptly forward all materials relative to the complaint and appeal to the School Board. Within 30 school business days, the Board shall affirm, reverse, or amend the Superintendent's decision or direct the Superintendent to gather additional information. Within 5 school business days of the Board's decision, the Superintendent shall inform the Complainant of the Board's action.

The grievance procedure shall not be construed to create an independent right to a Board hearing. The failure to strictly follow the timelines in this grievance procedure shall not prejudice any party.

Appointing Complaint Managers

The Superintendent shall appoint a Nondiscrimination Coordinator to manage the District’s efforts to provide equal opportunity employment and educational opportunities and prohibit the harassment of employees, students, and others.

The Superintendent shall appoint at least one Complaint Manager to administer the complaint process in this policy. If possible, the Superintendent will appoint 2 Complaint Managers, one of each gender. The District’s Nondiscrimination Coordinator may be appointed as one of the Complaint Managers.

The Superintendent shall insert into this policy and keep current the names, addresses, and telephone numbers of the Nondiscrimination Coordinator and the Complaint Managers.

**Nondiscrimination Coordinator:**

Name	Larry Bussard
Address	1100 E. Laurel, Olney, IL
Telephone No.	618/395-2324

**Complaint Managers:**

Name	Cris Edwards	Chris Simpson
Address	1100 E. Laurel, Olney, IL	1100 E Laurel, Olney, IL
Telephone No.	618/395-2324	618/395-2324

ADOPTED: March 19, 2015

**General Personnel**

**Equal Employment Opportunity and Minority Recruitment**

The School District shall provide equal employment opportunities to all persons regardless of their race; color; creed; religion; national origin; sex; sexual orientation; age; ancestry; marital status; arrest record; military status; order of protection status; unfavorable military discharge; citizenship status provided the individual is authorized to work in the United States; use of lawful products while not at work; being a victim of domestic or sexual violence; genetic information; physical or mental handicap or disability if otherwise able to perform the essential functions of the job with reasonable accommodation pregnancy, childbirth, or related medical conditions; credit history, unless a satisfactory credit history is established bona fide occupational requirement of a particular position; or other legally protected categories. No one will be penalized solely for his or her status as a registered qualifying patient or a registered designated caregiver for purposes of the Compassionate Use of Medical Cannabis Pilot Program Act, 410 ILCL 130/.

*Persons who believe they have not received equal employment opportunities should report their claims to the Nondiscrimination Coordinator and/or a Complaint Manager for the Uniform Grievance Procedure. These individuals are listed below. No employee or applicant will be discriminated or retaliated against because he or she: (1) requested, attempted to request, used, or attempted to use a reasonable accommodation as allowed by the Illinois Human Rights Act, or (2) initiated a complaint, was a witness, supplied information, or otherwise participated in an investigation or proceeding involving an alleged violation of this policy or State or federal laws, rules or regulations, provided the employee or applicant did not make a knowingly false accusation nor provide knowingly false information.*

Administrative Implementation.

The Superintendent shall appoint a Nondiscrimination Coordinator for personnel who shall be responsible for coordinating the District's Nondiscrimination efforts. The Nondiscrimination Coordinator may be the Superintendent or a Complaint Manager for the Uniform Grievance Procedure. The Superintendent shall insert into this policy the names, addresses, and telephone numbers of the District's current Nondiscrimination Coordinator and Complaint Managers.

*Nondiscrimination  
Coordinator:*

Name	<u>Larry Bussard</u>
Address	<u>1100 E. Laurel, Olney, Il.</u>
Telephone No.	<u>618-395-2324</u>

*Complaint Managers:*

Name	<u>Cris Edwards</u>	<u>Chris Simpson</u>
Address	<u>1100 E. Laurel, Olney, IL</u>	<u>1100 E. Laurel, Olney, IL</u>
Telephone No.	<u>618/395-2324</u>	<u>618/395-2324</u>

The Superintendent shall also use reasonable measures to inform staff members and applicants that the District is an equal opportunity employer, such as, by posting required notices and including this policy in the appropriate handbooks.

**Minority Recruitment**

The District will attempt to recruit and hire minority employees. The implementation of this policy may include advertising openings in minority publications, participating in minority job fairs, and recruiting at colleges and universities with significant minority enrollments. This policy, however, does not require or permit the District to give preferential treatment or special rights based on a protected status without evidence of past discrimination.

CROSS REF.: 2:260 (uniform grievance procedure), 5:20, 8:70

ADOPTED: March 19, 2015

## **General Personnel**

### **Staff Development Program**

The Superintendent or designee shall implement a staff development program. The goal of such program shall be to update and improve the skills and knowledge of staff members in order to achieve and maintain a high level of job performance and satisfaction. Additionally, the development program for certificated staff members shall be designed to effectuate the District and School Improvement Plans so that student learning objectives meet or exceed goals established by the District and State.

The staff development program shall provide, at a minimum, at least once every 2 years, the in-service training of certificated school personnel and administrators on ***current best practices regarding*** the identification and treatment of attention deficit disorder and attention deficit hyperactivity disorder, the application of non-aversive behavioral interventions in the school environment, and the use of psychotropic or psychostimulant medication for school-age children.

The staff development program shall provide, at a minimum, once every 2 years, the in-service training of all district staff on educator ethics, teacher-student conduct, and school employee-student conduct.

ADOPTED: March 19, 2015

## **Students**

### **Harassment of Students Prohibited**

#### ***Bullying, Intimidation, and Harassment Prohibited***

No person, including a District employee or agent, or student, shall harass, intimidate, or bully a student on the basis of actual or perceived: race; color; national origin; military status; unfavorable discharge status from military service; sex; sexual orientation; gender identity; gender-related identity or expression; ancestry; age; religion; physical or mental disability; order of protection status; status of being homeless; actual or potential marital or parental status, including pregnancy; association with a person or group with one or more of the aforementioned actual or perceived characteristics; or any other distinguishing characteristic. The District will not tolerate harassing, intimidating conduct, or bullying whether verbal, physical, sexual, or visual, that affects the tangible benefits of education, that unreasonably interferes with a student's educational performance, or that creates an intimidating, hostile, or offensive educational environment. Examples of prohibited conduct include name-calling, using derogatory slurs, stalking, sexual violence, causing psychological harm, threatening or causing physical harm, threatened or actual destruction of property, or wearing or possessing items depicting or implying hatred or prejudice of one of the characteristics stated above.

#### **Sexual Harassment Prohibited**

Sexual harassment of students is prohibited. Any person, including a district employee or agent, or student, engages in sexual harassment whenever he or she makes sexual advances, requests sexual favors, and engages in other verbal or physical conduct of a sexual or sex-based nature, imposed on the basis of sex, that:

1. Denies or limits the provision of educational aid, benefits, services, or treatment; or that makes such conduct a condition of a student's academic status; or
2. Has the purpose or effect of:
  - a. Substantially interfering with a student's educational environment;
  - b. Creating an intimidating, hostile, or offensive educational environment;
  - c. Depriving a student of educational aid, benefits, services, or treatment; or
  - d. Making submission to or rejection of such conduct the basis for academic decisions affecting a student.

The terms “intimidating,” “hostile,” and “offensive” include conduct which has the effect of humiliation, embarrassment, or discomfort. Examples of sexual harassment include touching, crude jokes or pictures, discussions of sexual experiences, teasing related to sexual characteristics, and spreading rumors related to a person’s alleged sexual activities. *The term sexual violence includes a number of different acts. Examples of sexual violence include, but are not limited to, rape, sexual assault, sexual battery, sexual abuse, and sexual coercion.*

#### Making a Complaint; Enforcement

Students are encouraged to report claims or incidences of bullying, harassment, sexual harassment, or any other prohibited conduct of the Nondiscrimination Coordinator, Building Principal, Assistant Building Principal, Dean of Students, or a Complaint Manager. A student may choose to report to a person of the student’s same sex. Complaints will be kept confidential to the extent possible given the need to investigate. Students who make good faith complaints will not be disciplined.

An allegation that a student was a victim of any prohibited conduct perpetrated by another student shall be referred to the Building Principal or Assistant Building Principal, or Dean of Students for appropriate action.

#### **Nondiscrimination Coordinator:**

Name Larry Bussard  
 Address 1100 East Laurel, Olney, IL 62450  
 Telephone No. 618 395-2324

#### **Complaint Managers:**

Name	<u>Cris Edwards</u>	<u>Chris Simpson</u>
Address	<u>1100 East Laurel, Olney, IL</u>	<u>1100 East Laurel, Olney, IL 62450</u>
Telephone	<u>(618) 395-2324</u>	<u>(618) 395-2324</u>

The Superintendent shall use reasonable measures to inform staff members and students of this policy, such as, by including it in the appropriate handbooks.

Any District employee who is determined, after an investigation, to have engaged in conduct prohibited by this policy will be subject to disciplinary action up to and including discharge. Any student of the District who is determined, after an investigation, to have engaged in conduct prohibited by this policy will be subject to disciplinary action, including but not limited to, suspension and expulsion consistent with the discipline policy. Any person making a knowingly false accusation regarding prohibited conduct will likewise be subject to disciplinary action up to and including discharge, with regard to employees, or suspension and expulsion, with regard to students.

ADOPTED: March 19, 2015

## Students

### Preventing Bullying, Intimidation, and Harassment

Bullying, intimidation, and harassment diminish a student's ability to learn and a school's ability to educate. Preventing students from engaging in these disruptive behaviors is an important District goal.

Bullying on the basis of actual or perceived race, color, nationality, sex, sexual orientation, gender identity, gender-related identity or expression, ancestry, age, religion, physical or mental disability, order of protection status, status of being homeless, or actual or potential marital or parental status, including pregnancy, association with a person or group with one or more of the aforementioned actual or perceived characteristics, or any other distinguishing characteristic is prohibited in each of the following situations:

1. During any school sponsored education program or activity.
2. While in school, on school property, on school buses or other school vehicles, at designated school bus stops waiting for the school bus, or at school sponsored or school sanctioned events or activities.
3. Through the transmission of information from a school computer, a school computer network, or other similar electronic school equipment.
4. Through the transmission of information from a computer that is accessed at a nonschool-related location, activity, function, or program, or from the use of technology or an electronic device that is not owned, leased, or used by the School District or school if the bullying causes a substantial disruption to the educational process or orderly operation of a school. This paragraph (item#4) applies only when a school administrator or teacher receives a report that bullying through this means has occurred; it does not require staff members to monitor any nonschool-related activity, function, or program.

Definitions from Section 27-23.7 of the School Code (105 ILCS 5/27-23.7)

Bullying includes cyber-bullying and means any severe or pervasive, physical or verbal act or conduct, including communications made in writing or electronically, directed toward a student or students that has or can be reasonably predicted to have the effect of one or more of the following:

1. Placing the student or students in reasonable fear of harm to the student's or students' person or property.
2. Causing a substantially detrimental effect on the student's or students' person or property.
3. Substantially interfering with the student's or students' academic performance.
4. Substantially interfering with the student's or students' ability to participate in or benefit from the services, activities, or privileges provided by a school.

Cyber-bullying means bullying through the use of technology or any electronic communication including without limitation any transfer of signs, signals, writing images, sounds, data, or intelligence of any nature transmitted in whole or in part by a wire, radio, electromagnetic system, photo-electronic system, or photo-optical system, including without limitation electronic mail, Internet communications, instant messages,

or facsimile communications. Cyber-bullying includes the creation of a webpage or weblog in which the creator assumes the identity of another person or the knowing impersonation of another person as the author of posted content or messages if the creation or impersonation creates any of the effects enumerated in the definition of bullying. Cyber-bullying also includes the distribution by electronic means of a communication to more than one person or the posting of material on an electronic medium that may be accessed by one or more persons if the distribution or posting creates any of the effects enumerated in the definition of bullying.

Restorative measures means a continuum of school-based alternatives to exclusionary discipline, such as suspensions and expulsions, that (i) are adapted to the particular needs of the school and community, (ii) contribute to maintaining school safety, (iii) protect the integrity of a positive and productive learning climate, (iv) teach students the personal and interpersonal skills they will need to be successful in school and society, (v) serve to build and restore relationships among students, families, schools, and communities, and (vi) reduce the likelihood of future disruption by balancing accountability with an understanding of students' behavioral health needs in order to keep students in school.

School personnel means persons employed by, on contract with, or who volunteer in a school district, including without limitation school and school district administrators, teachers, school guidance counselors, school social workers, school counselors, school psychologists, school nurses, cafeteria workers, custodians, bus drivers, school resource officers, and security guards.

#### Bullying Prevention and Response Plan

The Superintendent or designee shall develop and maintain a bullying prevention and response plan that advances the District's goal of providing all students with a safe learning environment free of bullying and harassment. This plan must be consistent with the requirements listed below; each numbered requirement, 1-12, corresponds with the same number in the list of required policy components in 105 ILCS 5/27-23,7(b) 1-12.

1. The District uses the definition of bullying as provided in this policy.
2. Bullying is contrary to State law and the policy of this District. However, nothing in the District's bullying prevention and response plan is intended to infringe upon any right to exercise free expression or the free exercise of religion or religiously based views protected under the First Amendment to the U.S. Constitution or under Section 3 of Article I of the Illinois Constitution.
3. Students are encouraged to immediately report bullying. A report may be made orally or in writing to the District Complaint Manager or any staff member with whom the student is comfortable speaking. Anyone, including staff members and parents/guardians, who has information about actual or threatened bullying is encouraged to report it to the District Complaint Manager or any staff member. Anonymous reports are also accepted.

## Complaint Managers:

Cris Edwards  
1100 East Laurel  
Olney, IL 62450  
[cedwards@ercul.net](mailto:cedwards@ercul.net)  
618-395-2324

Chris Simpson  
1100 East Laurel  
Olney, IL 62450  
[csimpson@ercul.net](mailto:csimpson@ercul.net)  
618-395-2324

4. Consistent with federal and State laws and rules governing student privacy rights, the Superintendent or designee shall promptly inform the parent(s)/guardian(s) of every student involved in an alleged incident of bullying and discuss, as appropriate, the availability of social work services, counseling, school psychological services, other interventions, and restorative measures
5. The Superintendent or designee shall promptly investigate and address reports of bullying, by, among other things:
  - a. Making all reasonable efforts to complete the investigation within 10 school days after the date the report of bullying incident was received and taking into consideration additional relevant information received during the course of the investigation about the reported bullying incident.
  - b. Involving appropriate school support personnel and other staff persons with knowledge, experience, and training on bullying prevention, as deemed appropriate, in the investigation process.
  - c. Notifying the Building Principal or school administrator or designee of the reported incident of bullying as soon as possible after the report is received.
  - d. Consistent with federal and State laws and rules governing student privacy rights, providing parents/guardians of the students who are parties to the investigation information about the investigation and an opportunity to meet with the Building Principal or school administrator or his or her designee to discuss the investigation, the findings of the investigation, and the actions taken to address the reported incident of bullying.

The Superintendent or designee shall investigate whether a reported incident of bullying is within the permissible scope of the District's jurisdiction and shall require that the District provide the victim with information regarding services that are available within the District and community, such as counseling, support services, and other programs.

6. The Superintendent or designee shall use interventions to address bullying, that may include, but are not limited to, school social work services, restorative measures, social-emotional skill building, counseling, school psychological services, and community-based services.
7. A reprisal or retaliation against any person who reports an act of bullying is prohibited. A student's act of reprisal or retaliation will be treated as bullying for purposes of determining any consequences or other appropriate remedial actions.

8. A student will not be punished for reporting bullying or supplying information, even if the District's investigation concludes that no bullying occurred. However, knowingly making a false accusation or providing knowingly false information will be treated as bullying for purposes of determining any consequences or other appropriate remedial actions.
9. The District's bullying prevention and response plan must be based on the engagement of a range of school stakeholders, including students and parents/guardians.
10. The Superintendent or designee shall post this policy on the District's Internet website, if any, and include it in the student handbook, and where applicable, post it where other policies, rules, and standards of conduct are currently posted. The policy must also be distributed annually to parents/guardians, students, and school personnel, including new employees when hired.
11. The Superintendent or designee shall assist the Board with its evaluation and assessment of this policy's outcomes and effectiveness. This process shall include, without limitation:
  - a. The frequency of victimization;
  - b. Student, staff, and family observations of safety at a school;
  - c. Identification of areas of a school where bullying occurs;
  - d. The types of bullying utilized; and
  - e. Bystander intervention or participation

The evaluation process may use relevant data and information that the District already collects for other purposes. The Superintendent or designee must post the information developed as a result of the policy evaluation on the District's website, or if a website is not available, the information must be provided to school administrators, Board members, school personnel, parents/guardians, and students.

12. The Superintendent or designee shall fully implement the Board policies, including without limitation, the following:
  - a. 2:260, *Uniform Grievance Procedure*. A student may use this policy to complain about bullying.
  - b. 6:60, *Curriculum Content*. Bullying prevention and character instruction is provided in all grades in accordance with State law.
  - c. 6:65, *Student Social and Emotional Development*. Student social and emotional development is incorporated into the District's educational program as required by State law.
  - d. 6.235, *Access to Electronic Networks*. This policy states that the use of the District's electronic networks is limited to: (1) support of education and/or research, or (2) a legitimate business use.
  - e. 7:20, *Harassment of Students Prohibited*. This policy prohibits any person from harassing, intimidating, or bullying a student based on an

identified actual or perceived characteristic (the list of characteristics in 7:20 is the same as the list in this policy).

- f. 7:185, *Teen Dating Violence Prohibited*. This policy prohibits teen dating violence on school property, at school sponsored activities, and in vehicles used for school-provided transportation.
- g. 7:190, *Student Discipline*. This policy prohibits, and provides consequences for, hazing, bullying, or other aggressive behaviors, or urging other student to engage in such conduct.
- h. 7:310, *Restrictions on Publications*. This policy prohibits students from and provides consequences for: (1) accessing and/or distributing at school any written, printed, or electronic material, including material from the Internet, that will cause substantial disruption of the proper and orderly operation and discipline of the school or school activities, and (2) creating and/or distributing written, printed, or electronic material, including photographic material and blogs, that causes substantial disruption to school operations or interferes with the rights of other students or staff members.

**ADOPTED:** March 19, 2015

## Students

### Restrictions on Publications and Written or Electronic Material

#### School-Sponsored Publications

School-sponsored publications, productions, and web sites are part of the curriculum and are not a public forum for general student use. School authorities may edit or delete material which is inconsistent with the District's educational mission.

*All school-sponsored communications* shall comply with the ethics and rules of responsible journalism. Text that is libelous, obscene, vulgar, lewd, invades the privacy of others, conflicts with the basic educational mission of the school, is socially inappropriate, is inappropriate due to the maturity of the students, or is materially disruptive to the educational process will not be tolerated.

The author's name will accompany personal opinions and editorial statements. An opportunity for the expression of differing opinions from those published/produced will be provided within the same media.

#### Non-School Sponsored Publications Accessed or Distributed On-Campus

*For purposes of this section and the following section, a publication includes, without limitation: (1) written or electronic print material, and (2) audio-visual material, on any medium including electromagnetic media (e.g. images, MP3 files, flash memory, etc.), or combinations of these whether off-line (e.g., a printed book, CD-ROM, etc.) or on-line (e.g., any website, social networking site, database for information retrieval, etc.).*

*Creating, distributing and/or accessing non-school sponsored publications shall occur at a time and place and in a manner that will not cause disruption, be coercive, or result in the perception that the distribution or the publication is endorsed by the School District.*

Students are prohibited from creating, distributing and/or accessing at school any publication that:

1. Will cause substantial disruption of the proper and orderly operation and discipline of the school or school activities;
2. Violates the rights of others, including but not limited to material that is libelous, invades the privacy of others, or infringes on a copyright;
3. Is socially inappropriate or inappropriate due to maturity level of the students, including but not limited to material that is obscene, pornographic, or pervasively lewd and vulgar, contains indecent and vulgar language, or sexting as defined by School Board policy and Student Handbooks;
4. Is reasonably viewed as promoting illegal drug use; or
5. Is distributed in kindergarten through eighth grade and is primarily prepared by non-students, unless it is being used for school purposes. Nothing herein shall be interpreted to prevent the inclusion of material from outside sources or the citation to such sources as long as the material to be distributed or accessed is primarily prepared by students.

*Accessing or distributing “on-campus” includes accessing or distributing on school property or at school related activities. A student engages in gross disobedience and misconduct and may be disciplined for: (1) accessing or distributing forbidden material, or (2) for writing, creating, or publishing such material intending for it to be accessed or distributed at school.*

**Non-School Sponsored Publications Accessed or Distributed Off-Campus**

*A student engages in gross disobedience and misconduct and may be disciplined for creating and/or distributing a publication that: (1) causes a substantial disruption or a foreseeable risk of a substantial disruption to school operations, or (2) interferes with the rights of other students or staff members.*

ADOPTED: March 19, 2015

---

**Fwd: Employment Status. Corrected Letter**

1 message

---

**Marilyn Holt** <mholt@ercu1.net>  
To: Sonja Music <smusic@ercu1.net>

Mon, Mar 9, 2015 at 7:44 AM

Latest letter

Begin forwarded message:

**From:** Lori Pool <lpool@ercu1.net>  
**Date:** March 9, 2015 at 7:31:48 AM CDT  
**To:** Marilyn Holt <mholt@ercu1.net>  
**Subject:** Fwd: Employment Status. Corrected Letter

----- Forwarded message -----  
From: **Lori Pool** <lpool@ercu1.net>  
Date: Friday, March 6, 2015  
Subject: Employment Status  
To: Marilyn Holt <mholt@ercu1.net>

March 6, 2015  
ERCU#1  
1200 E. Laurel Street  
Olney, IL 62450

Dear Mrs. Holt,

Please accept this letter as notice of my resignation as an employee of East Richland Elementary School as I will not be returning to teach this fall.

Though I have enjoyed the past eleven years teaching at E.R.E.S., I have decided to try a new direction in life. I would like to thank the students, teachers, and administrators, for giving me the opportunity to pursue my academic career. I would like to also thank you, Mrs. Holt, and the school board members for allowing me the time off this past year in order to make this life changing decision.

I wish you and everyone at ERCU#1 all the happiness that the educational system has to offer.

Sincerely,  
Lori L. Williams

--

3/9/2015

Mail - Fwd: Employment Status. Corrected Letter

Lori Pool  
5th Grade  
East Richland Elementary School

--

Lori Pool  
5th Grade  
East Richland Elementary School



US ARMY JUNIOR ROTC  
East Richland High School  
1200 East Laurel Street  
Olney, Illinois 62450



AI-ERHS-JROTC

14 November, 2014

**MEMORANDUM FOR** Instructor Management Division

**SUBJECT:** Notice of Resignation of JROTC Army Instructor

1. MSG(R) Michael A. Cavalier 344-64-5231 will terminate his position as Army Instructor at East Richland High School in Olney, Illinois.
2. The effective date of resignation is 30 June, 2015.
3. The reason for the resignation is of a personal nature. MSG Cavalier is moving to Europe.
4. The school district and 3<sup>rd</sup> Bde have been notified and will receive a copy of this Memorandum.
5. POC is the undersigned at 618-393-2191 ext 268.

*Michael A Cavalier*

MICHAEL A. CAVALIER  
MSG (R), USA  
Army Instructor

March 9, 2015

East Richland Community Unit #1  
Superintendent Marilyn Holt and  
Board of Education Members  
1100 E Laurel Street  
Olney, IL 62450

Superintendent Holt and Board of Education Members:

Please accept this letter as notice of my resignation as Music Teacher at the end of the 2018-2019 school year. This letter is being submitted prior to May 1, 2015, giving four years notice in compliance with the early retirement incentive in the current contract.

In addition, I am requesting my accumulated sick leave to be increased to a total of 360 days.

Thank you for your consideration.

Sincerely,

A handwritten signature in cursive script that reads "Laurie Waxler".

Laurie Waxler

# East Richland Community Unit School District No. 1

1100 East Laurel Street  
Olney, Illinois 62450  
(618) 395-2324 • FAX (618) 392-4147



Marilyn J. Holt  
*Superintendent of Schools*

Larry G. Bussard  
*Assistant Superintendent*

## VITA

**POSITION:** East Richland Elementary Principal (Grades K – 2)

**NAME:** Margaret Hahn

**ADDRESS:** 321 N. Boone St.  
Olney, IL 62450

**TELEPHONE NO:** 618-839-0883

**EDUCATION:** Bachelors Degree in Elementary Education  
Masters Degree in Elementary Education

**WORK EXPERIENCE:** Elementary and Title I Teacher at ERCU #1 for 21 years

**CERTIFICATION:** Professional Educator License (PEL)  
General Administration Endorsement

**SALARY:** \$70,000 / \$77,262.71(with TRS)

It is the recommendation of Larry Bussard, Assistant Superintendent to employ Margaret Hahn as East Richland Elementary Principal (Grades K – 2), effective July 1, 2015.

Larry Bussard, Assistant Superintendent

*"Committed to Providing the Future Leaders of the 21st Century"*

## VITA

**POSITION:** JROTC Army Instructor

**NAME:** Mickey Haynes

**ADDRESS:** 2799 N. Highway 45  
Mason, Illinois 62443

**TELEPHONE NO:** (217) 536-9337  
(217) 821-8520

**EDUCATION:** BS  
Excelsior College (2004)  
Albany, New York

**MAJOR:** Military Studies

**EXPERIENCE:** East Richland High School


- JROTC Army Instructor (2007-2011)

United States Army

- Command Sergeant Major (22 years)

**CERTIFICATION:** JROTC Instructor Certification

It is my recommendation to employ CSM (Ret.) Mickey Haynes as the JROTC Army Instructor for the 2015-16 school year.

  
Chris A. Simpson, Principal



**East Richland High School  
Athletic Department  
Home of the Olney Tigers**

1200 E. Laurel St. Olney, IL 62450

Phone (618) 393-2191

Fax (618) 395-1256

Date: March 6, 2015

To: Chris Simpson, Principal

From: Curt Nealis, Athletic Director

Re: Coaching Recommendation

I recommend the following people be approved as ERHS coaches.

**Spring 2015 Girls Assistant Soccer Coach**

Travis Stanley

**Fall 2015 Head Girls Volleyball Coach**

Emily Rusk

# East Richland Middle School

East Richland Community Unit No. 1

1099 North Van Street ~ Olney, Illinois 62450

Phone (618) 395-4372 ~ Fax (618) 392-3399

[www.ercu1.net](http://www.ercu1.net)

**Chad E. LeCrone**  
Principal

**Marilyn J. Holt**  
Superintendent

**Larry G. Bussard**  
Assistant Superintendent

---

Date: March 19, 2015

To: Marilyn Holt

From: Chad LeCrone

Re: Head Girls' Track Coach

I recommend that Jill Greenwood be approved as the ERMS Head Girls' Track Coach for the 2015 spring season. Her knowledge and experience will be a tremendous asset to the program.



**East Richland High School  
Athletic Department  
Home of the Olney Tigers**

1200 E. Laurel St. Olney, IL 62450

Phone (618) 393-2191

Fax (618) 395-1256

Date: March 12, 2015

To: Chris Simspon, Principal

Cc: Sonja Music

From: Curt Nealis, Athletic Director

Re: Spring 2015 Volunteer Coaching Positions

I recommend the following volunteer assistant coach be approved for the spring season of 2015 pending ASEP, NFHS, and IHSA certification.

**Girls' Track**

Chuck Snyder


March 4, 2015

Dear Mrs. Holt,

I am expecting a baby on July 17, 2015. I would like to request to take a family/maternity leave beginning August 10, 2015. I will return to work Tuesday, October 13, 2015.

Thank you for your consideration in this matter.

Sincerely,

A handwritten signature in cursive script that reads "Lindsey Tomlin".

Lindsey Tomlin  
Speech Language Pathologist

CC: Mick Whittler  
Cris Edwards

3/16/2015

**RIF/RELEASE 2014-2015 SCHOOL YEAR**

<b>ERES/WRES</b>	<b>ERMS</b>	<b>ERHS</b>	<b>District</b>
<b>Administration</b>	<b>Teachers</b>	<b>Counselor</b>	<b>Administration</b>
Suzanne Hahn	Louis Gassmann Nancy Wallace	Kerrie Weidner (187 to 180 days)	Marilyn Holt
<b>Teachers</b>		<b>Teachers</b>	<b>Transportation Bus Drivers</b>
Lori Williams Jean Attebery Marsha Groves Leslie Webster Linda Lanker	<b>Teacher Assistants</b>	Gary Jones Angela Davis Michael Cavalier	Bob Page Ryan Alvord Shari McDowell
<b>Speech Pathologist</b>	Jamie Brummer		
Ryan Spicer		<b>Custodians</b>	<b>Food Service</b>
<b>Teacher Assistants</b>		Harry Wells Nathan Delks	Chrystal Blain Tami Doris (part-time) Marchele Dehner Carlee Seessengood (part-time) Vicky Fulk (part-time) Vicki Griesemer (part-time) Karen Phillips
April Cline Brittany Storer			
<b>Paraprofessionals</b>			
April Bunting Darleta Wagner Dawn Hemrich Jennifer Kesl Trisha Hires Shari McDowell (part-time) Pat Foust Michelle Rennecker Logan Ferguson Rodney Cast Brandi Mitchell			
	<b>Certified = 0</b>	<b>Educational Support =13</b>	<b>Retire/Resign = 27</b>
	<b>Extended Contract = 1</b>		
<b>Clerical Support Staff</b>			
Janet Pflaum			

193

