

**East Richland Community Unit School District No.1  
Board of Education**

**Regular Meeting  
Thursday, October 18, 2012  
Unit Office Board Room  
7:30 PM**

- I. Call to Order and Pledge of Allegiance  
*Routine*
- II. Roll Call
- III. Approval of Minutes of Previous Meetings
  - A. Regular and Closed Minutes of the Regular Board Meeting of Thursday, September 20, 2012. 5  
*Please find minutes attached.*
  - B. Special Meeting Minutes of Monday, September 24, 2012 20
- IV. Financial Reports  
*As always, if you have questions regarding the financial reports or bills, please contact me prior to the meeting. Our total bill list is 539,631.08 .*
  - A. Treasurer's Report 21
  - B. Balance Sheet 22
  - C. Approval of Bills and Payroll 27
  - D. All Other Financial Reports
    - 1. Comparison of Funds - September 2011 with September 2012 86
    - 2. Monthly Financial Report 87
    - 3. Other
- V. Communication
- VI. Recognition and Comments from Employees and Public
  - A. Presentation of 2011-2012 Olean Yearbook  
*Olean yearbook staff will present copies of the 2011-12 Olean Yearbook.*
- VII. Administrative Report
  - A. Superintendent's Report  
*I will give a brief report on the following items:*
    - 1. FY Audit Presentation  
*Curt Benson will be here to review the FY12 audit.*
    - 2. Financial Update/Review 147  
*I will give a brief update at the board meeting.*
    - 3. Dates - October & November

*We annually give a gift of appreciation to personnel during American Education Week. This year we are giving spirit towels. Since the Olney Tiger Football Team will be in the playoffs the last weekend in October and our last home football game is the 19th, we will plan to deliver them the week of October 15th, so that they can be used at the last home football game. Alda will give you a call to work out a time that is convenient for you if you are available.*

- a. October 15-19- School Lunch Week/National School Bus Safety Week
- b. November 4 - Standard Time Returns
- c. November 11 - Veterans' Day
- d. November 11-17 - American Education Week
- e. November 15 - Illinois Board Member Day
- f. Reschedule Regular November Board Meeting - Tuesday, November 13, 2012

B. Assistant Superintendent's Report

C. Administrative Reports

*Administrators have prepared written reports and will be at the meeting to answer any questions that you may have.*

- 1. ERES - Suzanne Hahn 148
- 2. ERES - Cris Edwards
- 3. ERMS-Andrew Thomann 150
- 4. ERHS - Chris Simpson 151
- 5. ERHS - Chad LeCrone
- 6. Special Education - Mick Whittler 152

VIII. Unfinished Business

IX. New Business

A. Accept & Approve FY12 Audit

*Curt Benson will be here to present the audit. I recommend approval of the FY12 Audit.*

- B. Approve Recognition of Schools 2012-2013 153  
*This is an annual item. I did not attached the list of paraprofessionals due to identifying information, (IEIN Numbers) I will have them available at the board meeting.*

- C. Accept & Approve 2012 School Report Cards 157  
*I recommend we accept and approve the 2012 School Report Cards.*

- D. Appoint Delegate to Represent the Board at the Joint Annual Conference  
*Ben Anderson has served us very well for many years. I recommend we appoint Ben Anderson as the delegate to represent ERCU#1 at the Joint Annual Conference.*

- E. Approve Tentative Tax Levy 215  
*I recommend approval of the Tentative Tax Levy.*

F. Accept & Approve District Continuous Improvement Plan  
*This is the routine District Improvement Plan in a new format. I recommend approval.*

G. Reschedule November Board Meeting  
*We had posted the regular November meeting to be held on November 20, 2012. As we always hold the meeting before our trip to Chicago, I recommend we reschedule the November meeting for Tuesday, November 13, 2012, at 7:00 p.m. in the Administration Board Room. Please note that meeting time will change to 7:00 p.m.*

X. Executive Session

*We will need a motion to enter Executive Session to discuss the following items:*

A. To Consider Information Regarding Appointment, Employment or Dismissal of Individual Employees

B. To Discuss Matters of Negotiations  
*I would like to discuss future negotiations with West Richland CUSD#2 regarding reorganization.*

C. To Discuss Matters of Possible or Pending Litigation  
*We will review again the Pat Burke letter regarding the baseball field.*

D. To Set a Price for Sale or Lease of Property Owned by the District  
*We have sold the building trades house for much more than we expected. I will in open session recommend approval of the sale of the house to Ryan and Mackenzie Denton. John Racklin is working up the documents for the closing and we hope to close by the end of the month.*

E. To Discuss Matters of Closed Session Minutes

XI. Resignations

A. ERHS Girls' Soccer Coach  
*Jason Burckhartt has regretfully resigned his position as the high school girls' soccer coach. He is significantly too busy. Mr. Burckhartt writes that he has enjoyed his time with the girls and will help on special occasions in the future. He thanks you for the opportunity to serve the district in this manner.*

B. Bus Driver  
*Lori Kater is resigning her position, effective October 26, 2012. She thanks us for the opportunity to work for ERCU#1. I recommend approval.*

XII. Employment

A. Appoint/Hire ERMS as Head Cook  
*I recommend we appoint Becky Kocher as the Head Cook at ERMS.*

B. Food Service Employee Transfers  
*We will transfer Jane Wingert to a cook at ERES and Cathy Steber to the ERMS kitchen. We do not need action on this. Transfers do not have to be approved; however, we want you to be informed.*

C. Assistant Wrestling Coach at ERHS  
*Chad LeCrone has recommended Luke Carmody as the Assistant Wrestling Coach for the 2012-2013 school year. I recommend approval.*

XIII. Leave of Absence

A. ERES Teacher Aide

***ERES Teacher Aide Darleta Wagner is expecting a baby and is due in November. Therefore, she is requesting a leave of absence to begin on Monday, November 26, 2012. Darleta plans to return to work on January 4, 2013. I recommend approval.***

XIV. Approve Three Year Audit Agreement with Kemper CPA Group. 256

***Kemper CPA has a proposal for auditing. I recommend that we accept the three-year proposal.***

XV. Accept and Approve Sale of Building Trades House

***We have sold the building trades house. We had two couples negotiating for the house and we got a really good price, \$186,000. We expect to close on the house by the end of the month. I recommend approval of the sale of the house to Ryan and Mackenzie Denton.***

XVI. Closed Minutes

A. Approve Destruction of Closed Session Audio Recording of the Regular Meeting of April 21, 2011 261

***Approve Destruction of Closed Session Audio Recording of the Regular Meeting of Thursday, April 21, 2011. I recommend approval.***

XVII. Adjourn

***The next regular meeting will be held on Tuesday, November 20, 2012.***

Minutes of a regular meeting of the Board of Education of East Richland Community Unit School District No. 1, Counties of Richland, Wayne and Jasper, in the State of Illinois, held in the Unit Administration Office Board Room, 1100 East Laurel Street, Olney, Illinois, Thursday, September 20, 2012.

**AGENDA #I – “Call to Order & Pledge of Allegiance”** – The meeting was called to order at the hour of 7:30 p.m. by Mr. Ben Anderson, President of the Board of Education, who chaired the meeting. The meeting opened with the Pledge of Allegiance.

**AGENDA #II – “Roll Call”** – The Recording Secretary called the roll of those present and the following members answered to their names as called and were found to be present:

Mr. Ben Anderson, Mr. Steve Marrs, Mr. Leon Redman, Mr. Jan D. Ridgely and Mr. Jeff Wilson. Members absent at roll call: None. A quorum being present, the Chair declared the Board of Education to be in open, public session for the transaction of business.

Also present, in addition to Board Members: Ms. Marilyn J. Holt, Superintendent of Schools; Mr. Larry Bussard, Assistant Superintendent; Ms. Suzanne Hahn, ERES Principal; Ms. Cris Edwards, ERES Assistant Principal; Mr. Andy Thomann, ERMS Principal, Mr. Chris Simpson, ERHS Principal,. Also present was Ms. Alda Ingram, Recording Secretary.

*(Note: This meeting was held pursuant to previous Board of Education action and Notice given by Mr. Ben Anderson, President, in writing, to all members, and to news media having requested such notice. A copy of the Notice was also posted at the main office of this school district.)*

**AGENDA #III – “Approval of Minutes of Previous Meetings”** – Minutes as prepared for the following meeting were presented for approval:

A. Regular and Closed Minutes of Regular Board Meeting of Thursday, August 16, 2012.

**Board Action to Approve Minutes:** Mr. Wilson made a motion to approve minutes of the foregoing meeting as prepared, but that closed meeting minutes of that date not be opened to public inspection at this time. Mr. Redman seconded the motion and on a viva voce (by the voice) vote the Chair declared the motion carried.

**AGENDA #IV – “Financial Reports”** – The following financial reports were presented:

**#IV-A. Treasurer’s Report:** The monthly Treasurer’s Report was presented.

**#IV-B. Approval of Bills & Payroll:** The listing of current bills, in the amount of \$567,868.18, to date of listing, and district payroll for the month of August, was presented for

payment. Payroll for personnel on regular employment status is the same as for the month of July 2012, with the following:

**ADDITIONS:** James Vaal, ERHS Teacher; Brianne Kuenstler & Cara Kniss ERMS Teachers; Samantha Phillippe, ERES Pre K Teacher; Ryan Spicer, Speech Pathologist; Amanda Catt, ERES Counselor; Amy Fulk, Jamie Shamhart, Darleta Wagner & Leslie Davis, Teacher Aides; Megan Yonaka & Britannia Williams, ERES Teacher Assistants; Kasey Foerster, Bus Driver; Suzanna Ridgely, Part-time Counselor.

**DELETIONS:** Richard Franklin & Ruth Thomann, ERMS Teachers; Brenda Francis, ERES Pre K Teacher; Jackie Houchin & Diana Woods, Title I Teachers; Jody Aldrich, ERHS Teacher; Lauren Baugh, ERES Counselor; Amanda Brame & Jamie Oestech, ERES Teacher Assistants; Felicia Norhen, Teacher Aide; Susan Griffin, Bus Driver.

**CHANGES:** Shirley Hunt from ERMS to ERHS Secretary; Gina Morgan, 2 hr dishwasher to a 6.5 hr cook/dishwasher; Brandis Grove from a Truancy to ERES PE Teacher/Truancy; Linda Allen from Full-time TA/Teacher to Part-time ERES Art Teacher; Jennifer Weidner & Margaret Hahn from ERES Teachers to Title I Teachers; Amy Rusk from ERHS/MS TA/Read 180 Teacher to ERHS/MS Read 180 Teacher; Sherry Geier & Sherry Snider from ERMS Teachers to District RTI.

**#IV-C. All Other Financial Reports:**

1. Comparison of Funds – August 2011 with August 2012.
2. Approval of Activity Funds.
3. Monthly Financial Report.

**Board Action:** Mr. Redman made a motion to approve the treasurer’s report, bills, payroll, and other financial reports as presented. Mr. Marrs seconded the motion and on a roll call vote the following members voted yea:

Mr. Anderson, Mr. Marrs, Mr. Redman, Mr. Ridgely and Mr. Wilson. Members voting nay: None. Members absent: None. The motion having received 5 yea and 0 nay votes, the Chair declared the motion carried.

**AGENDA #V – “Communications” –**

**#V-A. Sympathy from West Richland** –West Richland Board of Education sent a wind chime in sympathy of the loss of Board Member Dr. Gerald Mastio. The wind chime will be placed in the memorial garden at East Richland High School.

**#V-B. Communication from Michael E Murray MD** – Dr. Murray sent a letter requesting the board maintain its’ tradition in regard to naming school property.

**#V-C. Early Childhood Grant** – Superintendent Holt shared correspondence with the board from the Capital Development Board stating that East Richland CUSD#1 would not be receiving an Early Childhood Construction Grant.

**AGENDA #VI – “Recognition & Comments from Employees & Public” –**

**#VI-A. Portrait Hanging of Board President:** After comments made by Superintendent Holt and board members to honor Dr. Mastio, a portrait of Dr. Gerald Mastio, President of East Richland School District Board of Education from 1999 to 2009, was hung next to other past presidents. Linda Mastio was presented with a portrait of Dr. Mastio. Appreciation was expressed to thank her for her support of Dr. Mastio’s service.

**#VI-B. ERMS Parent Advisory Council Member Regarding Rachel’s Challenge:** Tina Anderson, Parent Advisory Council representative, addressed the board regarding the Rachel’s Challenge Program, which is an anti-bullying program. Ms. Anderson reported that a community event was being planned for October 2, in the East Richland High School Auditorium and invited board members to attend and support the project.

**AGENDA #VII – “Administrative Reports” –**

**#VII-A. Superintendent’s Report – Marilyn J. Holt:** Ms. Holt presented the following informational reports.

**1. Enrollment:** The Superintendent reported that enrollment figures are as follows: ERES – 1022; ERMS – 460, ERHS – 645 and Special Education Out of District Students – 18 for a total projected enrollment of – 2145.

**2. Financial Update/Review:** The Superintendent gave the board a financial update, stating that the state owes the district \$339,036.31 for FY12 and 309,409.15 for the FY13 school year for a total of \$648,445.46.

**3. Wabash Valley Conference and Dinner Meeting** – The Superintendent reported that the Wabash Valley Conference and Dinner Meeting is scheduled for September 25, 2012 at Jasper County CUSD#1.

**4. Race to the Top** – The Superintendent reported that East Richland CUSD#1 and West Richland CUSD#2, along with Wabash CUSD#348, are cooperatively preparing a grant proposal to apply for the Race to the Top District Grant opportunity offered through the United States Department of Education. The grant deadline is October 30, 2012.

**#VII-B. Assistant Superintendent’s Report – Larry Bussard:** Mr. Bussard wanted to publicly thank Larry and J.D. Hurn for donating a lot to the East Richland CUSD#1 Building Trades Program.

**AGENDA #VIII – “Public Hearing”** – At this time Ben Anderson, President of the board changed the order of the board meeting to approve Resolutions Commending Dr. Gerald Mastio and Dr. Jervaise McDaniel for their service to East Richland CUSD#1 Board of Education.

**AGENDA #X – “New Business”** –

**#X-A. Approve Resolution Commending Dr. Gerald Mastio :** The superintendent recommended approval of the Resolution Commending Dr. Gerald Mastio. **Documentary Registry# 12-09-01**

**Board Action:** Mr. Redman made a motion to approve the following Resolution Commending Dr. Gerald Mastio. Mr. Wilson seconded the motion and the following members voted yea:

Mr. Anderson, Mr. Marrs, Mr. Redman, Mr. Ridgely and Mr. Wilson. Members voting nay: None. Members absent: None. The motion having received 5 yeas and 0 nay votes, the Chair declared the motion carried.

**Resolution to Commend Dr. Gerald Mastio**

**WHEREAS,** the Board of Education of East Richland Community Unit School District No. 1, counties of Richland, Wayne, and Jasper, Illinois approved a resolution on September 20, 2012, to commend and express gratitude to Dr. Gerald Mastio for his years of service to education and the community as a member of the East Richland Community Unit School District No. 1 Board of Education.

**WHEREAS,** Dr. Gerald Mastio served as a member of East Richland Community Unit School District No. 1 Board of Education for thirteen years and President of the Board of Education for ten years.

**WHEREAS,** Dr. Gerald Mastio was the 2004 recipient of the Thomas Lay Burroughs Awards for the State’s Outstanding School Board President.

**WHEREAS,** during Dr. Mastio’s tenure ERES opened and ERHS and ERMS were remodeled.

**WHEREAS,** Dr. Mastio worked to establish high expectations and a rigorous curriculum. He fought valiantly for all students whether they were at the top of the class or those at-risk of academic failure.

**WHEREAS**, Dr. Mastio contributed to the Junior Recruiting Officer Training Corps (JROTC) program as well as the enhancement of Special Education programs, the addition of a “hands-on” vocational woodworking course, the Middle and High School Choral music program, increased guidance services, as well as many other programs.

**WHEREAS**, Dr. Mastio had a collaborative style of leadership that was inclusive rather than exclusive. Dr. Mastio created an environment where questions were welcome, conflict was acknowledged, and collaboration happened.

**WHEREAS**, generations of students are indebted to Dr. Gerald Mastio for providing educational opportunities to the residents of the East Richland School District.

**THEREFORE**, the Board of Education recognizes the dedication and commitment put forth by Dr. Gerald Mastio on behalf of the students and the community.

**WHEREUPON**, this Resolution was duly approved by roll call vote as follows: **Yea**: Ben Anderson, Steve Marrs, Leon Redman, Jan Ridgely, Jeff Wilson . **Nay**: None **Absent**: None

DATED THIS 20<sup>th</sup> DAY OF SEPTEMBER, 2012  
FOR AND ON BEHALF OF:  
EAST RICHLAND COMMUNITY UNIT SCHOOL DISTRICT NO. 1  
BOARD OF EDUCATION

**#X-B. Approve Resolution Commending Dr. Jervaise McDaniel :** The superintendent recommended approval of the Resolution Commending Dr. Jervaise McDaniel. **Documentary Registry# 12-09-02**

**Board Action:** Mr. Redman made a motion to approve the following Resolution Commending Dr. Gerald Mastio. Mr. Wilson seconded the motion and the following members voted yea:

Mr. Anderson, Mr. Marrs, Mr. Redman, Mr. Ridgely and Mr. Wilson. Members voting nay: None. Members absent: None. The motion having received 5 yeas and 0 nay votes, the Chair declared the motion carried.

**Resolution to Commend Dr. Jervaise McDaniel**

**WHEREAS**, the Board of Education of East Richland Community Unit School District No. 1, counties of Richland, Wayne, and Jasper, Illinois approved a resolution on September 20, 2012 to commend and express gratitude to Dr. Jervaise McDaniel for her years of service to education

and the community as a member of the East Richland Community Unit School District No. 1 Board of Education.

**WHEREAS**, Dr. McDaniel served on the Board of Education for thirteen years, acting as the Secretary for those thirteen years.

**WHEREAS**, Dr. McDaniel served on the negotiations committee during that time representing the Board in an outstanding manner.

**WHEREAS**, Dr. McDaniel was on the Board of Education when the elementary school opened and the high school and the middle school were remodeled.

**WHEREAS**, Dr. McDaniel brought her professionalism as well as her understanding of the Community College and University systems to the Board and District, focusing attention on college and career readiness skills for all students.

**WHEREAS**, Dr. McDaniel received her doctorate from the University of Illinois in Champaign during her time on the Board serving as a model for excellence in learning.

**WHEREAS**, generations of students are indebted to Dr. Jervaise McDaniel for providing educational opportunities to the residents of the East Richland School District.

**THEREFORE**, the Board of Education recognizes the dedication and commitment put forth by Dr. Jervaise McDaniel on behalf of the students and the community.

**WHEREUPON**, this Resolution was duly approved by roll call vote as follows: **Yea**: Ben Anderson, Steve Marrs, Leon Redman, Jan Ridgely, Jeff Wilson . **Nay**: None **Absent**: None

DATED THIS 20<sup>th</sup> DAY OF SEPTEMBER, 2012  
FOR AND ON BEHALF OF:  
EAST RICHLAND COMMUNITY UNIT SCHOOL DISTRICT NO. 1

**AGENDA #VIII – “Public Hearing”** the Superintendent recommended that a public hearing be convened relative to the school district budget for fiscal year 2012-2013.

**#VIII-A – Board Action to Convene Public Hearing**: Mr. Redman made a motion to temporarily adjourn the regular meeting for the purpose of conducting a public hearing on the FY2013 school district budget. Mr. Wilson seconded the motion and on a roll call vote the following members voted yea:

Mr. Anderson, Mr. Marrs, Mr. Redman, Mr. Ridgely and Mr. Wilson. Members voting nay: None. Members absent: None. The motion having received 5 yeas and 0 nay votes, the Chair declared the motion carried.

**#VIII-B – Public Hearing:** A public hearing was held on the FY2013 budget. Superintendent Holt reviewed and discussed the budget with the Board of Education and opportunity was given for public input.

**#VIII -C– Board Action to Reconvene in Regular Session:** Mr. Wilson made a motion to adjourn the public hearing and reconvene the regular meeting. Mr. Redman seconded the motion and on a roll call vote the following members voted yea:

Mr. Anderson, Mr. Marrs, Mr. Redman, Mr. Ridgely and Mr. Wilson. Members voting nay: None. Members absent: None. The motion having received 5 yeas and 0 nay votes, the Chair declared the motion carried.

**AGENDA #IX – “Unfinished Business”** – None.

**AGENDA #X – “New Business”** –

**#X-C. Approval of Teacher Evaluation Plans :** The superintendent recommended approval of the Teacher Evaluation Plan. **Documentary Registry# 12-09-03**

**Board Action:** Mr. Marrs made a motion to approve the Teacher Evaluation Plan. Mr. Redman seconded the motion and the following members voted yea:

Mr. Anderson, Mr. Marrs, Mr. Redman, Mr. Ridgely and Mr. Wilson. Members voting nay: None. Members absent: None. The motion having received 5 yeas and 0 nay votes, the Chair declared the motion carried.

**#X-D. Approve FY 13 Budget-** A public hearing having been held on the budget, the Superintendent presented the budget for East Richland Community Unit School District No. 1 for the fiscal year beginning July 1, 2012 and recommended that it be approved as presented. The budget is summarized as follows: **Documentary Registry# 12-09-04**

<b>Fund</b>	<b>Fund Balance July, 2012</b>	<b>FY2013 Revenue</b>	<b>FY2013 Expenditures</b>	<b>Fund Balance July 1, 2013</b>
10-Education	2,345,380.00	14,329,458.00	15,577,333.00	1,097,505.00
20-Building/Grounds	426,618.00	786,200.00	595,860.00	616,958.00
30-Bond & Interest	298,822.00	1,049,945.00	1,048,000.00	300,767.00
40-Transportation	23,454.00	1,438,979.00	1,425,720.00	36,713.00
50-IMRF/SS	129,892.00	719,700.00	779,584.00	70,008.00
60-Site & Construction				
70-Working Cash	1,695,338.00	88,000.00		1,783,338.00
80-Tort		710,400.00	710,400.00	
90-Life Safety*	296,701.00	130,700.00	185,000.00	242,401.00
<b>Total</b>	<b>5,216,205.00</b>	<b>19,253,382.00</b>	<b>20,321,897.00</b>	<b>4,147,690.00</b>

**Board Action:** Mr. Redman made a motion to approve the FY13 Budget as presented. Mr. Marrs seconded the motion and on a roll call vote the following members voted yea:

Mr. Anderson, Mr. Marrs, Mr. Redman, Mr. Ridgely and Mr. Wilson. Members voting nay: None. Members absent: None. The motion having received 5 yea and 0 nay votes, the Chair declared the motion carried.

**#X-E - Approval of Title I District Plan** – The Superintendent recommended that the board accept the Title I District Plan as presented. **(Documentary Registry No.12-09-05)**

**Board Action:** Mr. Wilson made a motion to approve the Title I District Plan as recommended. Mr. Redman seconded the motion and on a roll call vote the following members voted yea:

Mr. Anderson, Mr. Marrs, Mr. Redman, Mr. Ridgely and Mr. Wilson. Members voting nay: None. Members absent: None. The motion having received 5 yea and 0 nay votes, the Chair declared the motion carried.

**#X-F - Approve Designated Representatives to the Board Secretary** – The Superintendent recommended that the board appoint Alda Ingram, Sonja Holtz, Candi Harrison, Patty Leist and Jackie Madden as representatives to the board secretary for the purpose of assisting with the distribution and collection of board election materials.

**Board Action:** Mr. Redman made a motion to appoint Alda Ingram, Sonja Holt, Candi Harrison, Patty Leist and Jackie Madden as representatives to the Board Secretary as recommended. Mr. Marrs seconded the motion and on a roll call vote the following members voted yea:

Mr. Anderson, Mr. Marrs, Mr. Redman, Mr. Ridgely and Mr. Wilson. Members voting nay: None. Members absent: None. The motion having received 5 yea and 0 nay votes, the Chair declared the motion carried.

**#X-G - Approve Health Life/Safety Surveys** – The Superintendent recommended that the board approve the Ten Year Life/Safety Surveys as presented. **(Documentary Registry No.12-09-06)**

**Board Action:** Mr. Wilson made a motion to approve the Ten Year Life/Safety Surveys as presented. Mr. Redman seconded the motion and on a roll call vote the following members voted yea:

Mr. Anderson, Mr. Marrs, Mr. Redman, Mr. Ridgely and Mr. Wilson. Members voting nay: None. Members absent: None. The motion having received 5 yea and 0 nay votes, the Chair declared the motion carried.

**AGENDA #XI – “Policies”** – The Superintendent recommended approval of the following policies for second reading and adoption: . **(Documentary Registry No.12-09-07)**

- A. 230 – Board of Education Elections**
- B. 3:40 – General School Administration – Superintendent**
- C. 4:120 – Operational Services**
- D. 5:280 – Educational Support Personnel – Duties and Qualifications**
- E. 6:180 – Instruction – Extended Instructional Programs**
- F. 6:235 – Instruction – Access to Electronic Networks**
- G. 7:50 – Student Admissions and Transfers To and From Non-District Schools**
- H. 7:220 – Students – Bus Conduct**
- I. 7:340 – Students – Students Records**

**Board Action:** Mr. Marrs made a motion to approve the foregoing policies for second reading and adoption as recommended. Mr. Wilson seconded the motion and on a roll call vote the following members voted yea:

Mr. Anderson, Mr. Marrs, Mr. Redman, Mr. Ridgely and Mr. Wilson. Members voting nay: None. Members absent: None. The motion having received 5 yea and 0 nay votes, the Chair declared the motion carried.

**AGENDA #XII – “Executive Session”** – Mr. Wilson made a motion to hold a closed meeting, under Section 2(c)(1) of the Open Meetings Act to consider the appointment, employment, compensation, discipline, performance, or dismissal of individual employees of the district; and, under Section 2(c)(2) of the Open Meetings Act to consider collective negotiating matters; under Section 2(c)(3) for the selection of a person to fill a vacancy; under Section 2(c)(11) of the Open Meetings Act to consider pending litigation against, affecting or on behalf of the District or litigation which is probable or imminent; and under 2(c) (6) to consider sale or lease of property owned by the school district, and, 2(c)(21) to consider closed meeting audio recordings. Mr. Marrs seconded the motion on a roll call vote the following members voted yea:

Mr. Anderson, Mr. Marrs, Mr. Redman, Mr. Ridgely and Mr. Wilson. Members voting nay: None. Members absent: None. The motion having received 5 yea and 0 nay votes, the Chair declared the motion carried. A closed meeting was held beginning at 9:06 p.m.

**Closed Meeting Ended:** Mr. Redman made a motion to adjourn the closed meeting and reconvene in open session. Mr. Wilson seconded the motion and on a roll call vote the Chair declared the motion carried. A quorum being present, the Board reconvened in open, public session for the transaction of business at 10:55 p.m.

**AGENDA #XIII – “Resignations”** – The Superintendent recommended approval of the following resignations. .

**#XIII-A - ERES Teacher Assistant** – The Superintendent recommended that the board accept the resignation of Monica Grove, effective August 28, 2012.

**#XIII-B - ERMS Head Cook** – The Superintendent recommended that board accept the resignation of Jane Wingert as ERMS Head Cook, but retain Ms. Wingert as a cook, effective immediately.

**Board Action:** Mr. Ridgely made a motion to accept the Resignations, of ERES Teacher Assistant Monica Grove and ERMS Head Cook Jane Wingert, as recommended. Mr. Marrs seconded the motion and on a roll call vote the following members voted yea:

Mr. Anderson, Mr. Marrs, Mr. Redman, Mr. Ridgely and Mr. Wilson. Members voting nay: None. Members absent: None. The motion having received 5 yea and 0 nay votes, the Chair declared the motion carried.

**AGENDA #XIV– “Employment”** – The Superintendent recommended the following:

**#XIV-A. ERES Teacher Assistant** – Aimee Scherer

**#XIV-B ERMS Secretary** – Aimee Rhoades

**#IV-C ERHS Assistant Cheerleading Coach** – Breanne Milan

**#XIV-D Increase of Time for Teacher Leader** – Sherry Geier increase in time from 180 days to 200 days.

**Board Action:** Mr. Redman made a motion to approve the employment of Aimee Scherer as a teacher assistant at ERES; Aimee Rhoades as a secretary at ERMS; Breanne Milam as an assistant cheerleading coach at ERHS; and the increase of time for teacher leader Sherry Geier from 180 days to 200 days, as recommended. Mr. Wilson seconded the motion and on a roll call vote the following members voted yea:

Mr. Anderson, Mr. Marrs, Mr. Redman, Mr. Ridgely, and Mr. Wilson. Members voting nay: None. Members absent: None. The motion having received 5 yea and 0 nay votes, the Chair declared the motion carried.

**AGENDA #XV – “Leave of Absence”** – The Superintendent recommended approval of the medical leave of absences of bus driver Jessica Leaf due to knee replacement surgery.

**Board Action:** Mr. Wilson made a motion to approve the leave of absence of bus driver Jessica Leaf. Mr. Redman seconded the motion and on a roll call vote the following members voted yea:

Mr. Anderson, Mr. Marrs, Mr. Redman, Mr. Ridgely, and Mr. Wilson. Members voting nay: None. Members absent: None. The motion having received 5 yea and 0 nay votes, the Chair declared the motion carried.

**AGENDA #XVI – “Appoint Person(s) to Fill Vacancies on the School Board”**

**Board Action:** Mr. Marrs made a motion to approve the appointment of Alex Cline and Pete Seals to fill vacant seats on the board of education. Mr. Redman seconded the motion and on a roll call vote the following members voted yea:

Mr. Anderson, Mr. Marrs, Mr. Redman, Mr. Ridgely, and Mr. Wilson. Members voting nay: None. Members absent: None. The motion having received 5 yea and 0 nay votes, the Chair declared the motion carried.

**AGENDA #XVII – “Approve Contract Agreement between East Richland Education Association and East Richland Community Unit School District #1”** – The Superintendent recommended the approval of the Contract Agreement between EREA and ERCU School District #1. (*Documentary Registry No.12-09-08*)

**Board Action:** Mr. Marrs made a motion to approve the Contract Agreement between the EREA and the ERCU School District #1. Mr. Ridgely seconded the motion and on a roll call vote the following members voted yea:

Mr. Anderson, Mr. Marrs, Mr. Redman, Mr. Ridgely, and Mr. Wilson. Members voting nay: None. Members absent: None. The motion having received 5 yea and 0 nay votes, the Chair declared the motion carried.

**AGENDA #XVIII. – “Approve Salaries”** – The Superintendent recommended a 2.5% salary increase for Administrative Staff and Educational Support Staff.

**Board Action:** Mr. Redman made a motion to approve a 2.5% increase for administration and support staff, as recommended. Mr. Ridgely seconded the motion and on a roll call vote the following members voted yea:

Mr. Anderson, Mr. Marrs, Mr. Redman, Mr. Ridgely, and Mr. Wilson. Members voting nay: None. Members absent: None. The motion having received 5 yea and 0 nay votes, the Chair declared the motion carried.

**AGENDA #XIX – “Approve Administrator and Teacher Salary & Benefit Form”** – The Superintendent recommended the approval of the Administrator and Teacher Salary & Benefit Form. *(Documentary Registry No.12-09-09)*

**Board Action:** Mr. Wilson made a motion to approve the Administrator and Teacher Salary & Benefit Form, as recommended. Mr. Redman seconded the motion and on a roll call vote the following members voted yea:

Mr. Anderson, Mr. Marrs, Mr. Redman, Mr. Ridgely, and Mr. Wilson. Members voting nay: None. Members absent: None. The motion having received 5 yea and 0 nay votes, the Chair declared the motion carried.

**AGENDA #XX – “Authorize Administration to Accept Building Trades House Bids”** – The Superintendent recommended that the Board authorize administration to accept and negotiate bids for the building trades house on behalf of the board of education.

**Board Action:** Mr. Redman made a motion to authorize the administration to accept and negotiate bids for the building trades’ house as recommended. Mr. Wilson seconded the motion and on a roll call vote the following members voted yea:

Mr. Anderson, Mr. Marrs, Mr. Redman, Mr. Ridgely, and Mr. Wilson. Members voting nay: None. Members absent: None. The motion having received 5 yea and 0 nay votes, the Chair declared the motion carried.

**AGENDA #XXI– “Closed Meeting Minutes”** – The Superintendent recommended the destruction of the Closed Session Audio Recording of the Regular Meeting of Thursday, March 14, 2011.

**Board Action:** Mr. Redman made a motion to approve destruction of the Closed Session Audio Recording of the Regular Meeting Thursday, March 14, 2011. Mr. Wilson seconded the motion and on a roll call vote the following members voted yea:

Mr. Anderson, Mr. Marrs, Mr. Redman, Mr. Ridgely, and Mr. Wilson. Members voting nay: None. Members absent: None. The motion having received 5 yea and 0 nay votes, the Chair declared the motion carried.

**AGENDA #XXII – “Set Special Meeting”** – Ben Anderson, President of the Board of Education, called for the approval of a Special Meeting to be held on Monday, September 24, 2012, at 6:00 p.m. in the Unit Administration Office Board room, 1100 East Laurel Street, Olney, Illinois for the purpose of seating newly appointed board members.

**Board Action:** Mr. Wilson made a motion to hold a Special Meeting on Monday, September 24, 2012, to seat newly elected board members as recommended. Mr. Redman seconded the motion and on a roll call vote the following members voted yea:

Mr. Anderson, Mr. Marrs, Mr. Redman, Mr. Ridgely, and Mr. Wilson. Members voting nay: None. Members absent: None. The motion having received 5 yea and 0 nay votes, the Chair declared the motion carried.

**AGENDA #XXIII – “Adjournment”** – Mr. Wilson made a motion to adjourn. Next regular meeting will be Thursday, October 18, 2012, at 7:30 p.m. in the Unit Administration Office Board Room. A Special Meeting to be held on Monday, September 24, 2012, at 6:00 p.m. in the Unit Administration Office Board Room. Mr. Ridgely seconded the motion and on a viva voce (by the voice) vote the Chair declared the motion carried and the meeting adjourned at 11:10 p.m.

Approved:     President: \_\_\_\_\_

Secretary: \_\_\_\_\_

**MINUTES OF EXECUTIVE SESSION OF THE BOARD OF EDUCATION**  
**East Richland Community Unit School District No. 1**  
**Held During Regular Meeting, Thursday, September 20, 2012**

Minutes of a closed meeting of the Board of Education of East Richland Community Unit School District No. 1, Counties of Richland, Wayne and Jasper, in the State of Illinois, held during a duly convened (regular) public meeting, in the Unit Administration Office Board Room, 1100 East Laurel Street, Olney, Illinois, in the aforesaid school district, Thursday, September 20, 2012.

**Present** were the following members of the Board of Education: Mr. Ben Anderson (President), Mr. Steve Marrs, Mr. Leon Redman, Mr. Jan D. Ridgely and Mr. Jeff Wilson. Members absent: None.

Also present, in addition to Board Members: Ms. Marilyn J. Holt, Superintendent of Schools; Mr. Larry Bussard, Assistant Superintendent; Also present were board member candidates Mr. Alex Cline and Mr. Pete Seals as well as, Recording Secretary Ms. Alda Ingram.

**Purpose:** Under Section 2(c)(1) of the Open Meetings Act to consider the appointment, employment, compensation, discipline, performance, or dismissal of individual employees of the district; and, under Section 2(c)(2) of the Open Meetings Act to consider collective negotiating matters; under Section 2(c)(3) for the selection of a person to fill a vacancy; under Section 2(c)(11) of the Open Meetings Act to consider pending litigation against, affecting or on behalf of the District or litigation which is probable or imminent; and under 2(c) (6) to consider sale or lease of property owned by the school district, and, 2(c)(21) to consider closed meeting audio recordings.

Motion to hold a closed meeting was made by Mr. Wilson and seconded by Mr. Marrs. The motion carried 5 to 0 on a roll call vote, with five members present and voting yea. The closed meeting started at 9:06 p.m.

**Matters Discussed:** The following matters were reviewed and/or discussed in closed meeting.

**1. Appointment of New Board Members:** Mr. Alex Cline and Mr. Pete Seals were present. Mr. Anderson introduced both candidates to the board and asked each candidate why they wanted to be considered for appointment to the board. After a brief statement from each candidate, discussion between the board and the candidates followed.

*Note: The candidates were excused from the meeting at 9:40 p.m.*

*Administrators Entering the Meeting at 9:40 p.m. were: Ms. Suzanne Hahn, Ms. Cris Edwards, Mr. Andy Thomann, and Mr. Chris Simpson.*

**2. Resignations:** The Superintendent will in open session recommend that the board accept the resignation of ERES Teacher Assistant Monica Grove, effective August 28, 2012, and ERMS Head Cook Jane Wingert, stating that Ms. Wingert would like to stay on as a cook.

**3. Employment:** The Superintendent will in open session recommend employment of the following personnel: Aimee Scherer as an ERES Teacher Assistant, Aimee Rhodes as an ERMS Secretary, Breanne Milan as an ERHS Assistant Cheerleading Coach and the increase of time from 180 days to 200 days for Teacher Leader Sherry Geier.

**4. Leave of Absence:** The Superintendent will in open session recommend the approval of a leave of absence for bus driver Jessica Leaf, due to knee replacement surgery.

**5. Negotiations - Approve Contract Agreement between East Richland Education Association and East Richland Community Unit School District #1** - The Superintendent will in open session recommended the approval of the Contract Agreement between the EREA and ERCU#1.

**6. Approval of Salaries** - The Superintendent will in open session recommended approval of a 2.5% increase in salary for Administrative Staff and Educational Support Staff. This is the same increase negotiated for teachers in the Contract Agreement.

**7. Property - Authorize Administration to Accept Building Trades House Bids** – The Superintendent will in open session recommend that the board authorize the administration to accept and negotiate bids for the building trades house. A minimum bid and negotiations with the three highest bidders was discussed.

**8. Possible Litigation** – There was no discussion regarding the \$35,000 proposal from Attorney Pat Burke regarding the solution to the neighboring property owner’s complaints regarding the baseball season.

**9. Destruction of Audio Recording:** There board discussed the destruction of the Closed Session Audio Recording of the Regular Meeting of Thursday, March 14, 2011.

**10. Special Meeting** – The board discussed the possibility of holding a special meeting to seat new board members. A meeting date of Monday, September 24, 2012, 6:00 p.m., in the Administration Office Boardroom was discussed.

No formal actions were taken during the closed meeting, which was in session from 9:06 p.m. to 10:55 p.m. The closed meeting ended after a motion by Mr. Wilson, seconded by Mr. Redman.

Approved:      President: \_\_\_\_\_

Secretary: \_\_\_\_\_

Date Opened to Public Record: \_\_\_\_\_

Minutes of a special meeting of the Board of Education of East Richland Community Unit School District No. 1 Counties of Richland, Wayne and Jasper, in the State of Illinois, held in the Unit Administration Office Board Room, 1100 East Laurel Street, Olney, Illinois, Monday, September 24, 2012.

**AGENDA #1 – “Call to Order & Pledge of Allegiance”** – The meeting was called to order at the hour of 7:30 p.m. by Mr. Ben Anderson, President of the Board of Education, who chaired the meeting. The meeting opened with the Pledge of Allegiance.

**AGENDA #2 – “Roll Call”** – The Recording Secretary called the roll of those present and the following members answered to their names as called and were found to be present:

Mr. Ben Anderson, Mr. Alex Cline, Mr. Steve Marrs, Mr. Leon Redman, Mr. Jan Ridgely, Mr. Pete Seals and Mr. Jeff Wilson. Members absent at roll call: None. A quorum being present, the Chair declared the Board of Education to be in open, public session for the transaction of business.

Also present, in addition to Board Members: Ms. Jane Frazier, Ms. Joyce Anderson, East Richland Education Association. Also present: Judge Larry Dunn and Ms. Alda Ingram, Recording Secretary.

(*Note:* This meeting was held pursuant to previous Board of Education action and Notice given by Mr. Ben Anderson, President, in writing, to all members, and to news media having requested such notice. A copy of the Notice was also posted at the main office of this school district.)

**AGENDA #III – “Recognition & Comments from Employees and Public”** – No one addressed the Board at this time.

**AGENDA#IV – “Seat Newly Appointed Board Members”** – Mr. Alex Cline and Mr. Pete Seals were administered the Oath of Office by Judge Larry Dunn and officially seated to the East Richland School District #1 Board of Education.

**AGENDA #V – “Discuss Feasibility Study”** – The Board reviewed the Reorganization Feasibility Study prepared for East Richland Community Unit #1 and West Richland Community Unit #2, which had been accepted in June of 2011. Discussion followed. No action was taken at this time. *Documentary Registry#12-09-10*

**AGENDA #VI – “Adjourn”** – Mr. Redman made a motion to adjourn. The next regular meeting will be held Thursday, October 18, 2012, at 7:30 p.m. in the Unit Administration Office Board Room. Mr. Marrs seconded the motion and on a viva voce (by the voice) vote the Chair declared the motion carried and the meeting adjourned at 7:05 p.m.

EAST RICHLAND COMMUNITY UNIT SCHOOL DISTRICT NO. 1  
OLNEY, ILLINOIS

TREASURER'S REPORT  
October 18, 2012

	Cash Balance	Cash Receipts/Adjusting Entries Month Ended	Cash Disbursements/Adjusting Entries Month Ended	Adjusting Entries	Inter Fund Loan	Cash Balance	Certificate of Deposit Investments	CD and Cash Total
Fund	8/31/2012	9/30/2012	9/30/2012	9/30/2012	9/30/2012	9/30/2012	9/30/2012	9/30/2012
Education	2,423,865.34	1,814,453.73	1,289,360.32		NONE	2,948,958.75		2,948,958.75
Building and Grounds	572,453.46	240,799.10	31,185.11		NONE	782,067.45		782,067.45
Debt Service	764,491.56	321,664.16	540868.13		NONE	545,287.59		545,287.59
Transportation	2,374.91	266,871.81	88,781.38		NONE	180,465.34		180,465.34
IMRF/Social Security	309,325.26	196,712.03	57,242.39		NONE	448,794.90		448,794.90
Capital Projects	0.00	0	0.00		NONE	0.00		0.00
Working Cash	1,731,892.36	24859.48	0.00		NONE	1,756,751.84		1,756,751.84
Tort	34,961.18	218,078.33	537.00			252,502.51		252,502.51
Life Safety	374,002.07	24,227.38	1780.06		NONE	396,449.39		396,449.39
<b>Total</b>	<b>6,213,366.14</b>	<b>3,107,666.02</b>	<b>2,009,754.39</b>			<b>7,311,277.77</b>	<b>-</b>	<b>7,311,277.77</b>
Add CD's	-							
<b>Total with CD's</b>	<b>6,213,366.14</b>	<b>3,107,666.02</b>	<b>2,009,754.39</b>			<b>7,311,277.77</b>		
<b>Assets</b>								
Health Fund Checking	135,514.00					136,644.47		
IHI Reserve Checking	12,583.62					12,588.80		
Building Trades	170,170.91					174,359.91		
Revolving Funds	8,000.00					8,000.00		
<b>Total Assets</b>	<b>326,268.53</b>					<b>331,593.18</b>		
<b>Total with Assets</b>	<b>6,539,634.67</b>					<b>7,642,870.95</b>		

Account Level				Beginning	September 2012-13	September 2012-13	Ending	2012-13
FDTLOC	FUNC	OBJ	SJ	Balance	Beginning Balance	Monthly Activity	Balance	FYTD Activity
Description								
10A010	1052	0000	00 000000	6,000.00	6,000.00	0.00	6,000.00	0.00
10A010	1053	0000	00 000000	2,000.00	2,000.00	0.00	2,000.00	0.00
10A010	1120	0000	00 000000	2,166,837.34	2,423,865.34	525,093.41	2,948,958.75	782,121.41
10A010	1125	0000	00 000000	11,364.93	11,375.61	5.18	11,380.79	15.86
10A010	1126	0000	00 000000	142,207.08	135,514.00	1,130.47	136,644.47	-5,562.61
10A010	1721	0000	00 000000	0.00	0.00	0.00	0.00	0.00
10A010	1722	0000	00 000000	0.00	0.00	0.00	0.00	0.00
10A010	1723	0000	00 000000	163,698.42	170,170.91	4,189.00	174,359.91	10,661.49
10A---	----	----	--	2,492,107.77	2,748,925.86	530,418.06	3,279,343.92	787,236.15
10L010	4310	0000	00 000000	0.00	0.00	0.00	0.00	0.00
10L010	4811	0000	00 000000	0.00	0.00	0.00	0.00	0.00
10L010	4812	0000	00 000000	0.00	0.00	0.00	0.00	0.00
10L010	4813	0000	00 000000	0.00	0.00	0.00	0.00	0.00
10L010	4814	0000	00 000000	0.00	0.00	0.00	0.00	0.00
10L010	4815	0000	00 000000	0.00	0.00	0.00	0.00	0.00
10L010	4816	0000	00 000000	-138,571.02	-131,888.62	-1,135.65	-133,024.27	5,546.75
10L010	4817	0000	00 000000	0.00	0.00	0.00	0.00	0.00
10L010	4817	0000	10 000000	0.00	0.00	0.00	0.00	0.00
20L010	4818	0000	00 000000	0.00	0.00	0.00	0.00	0.00
10L010	4819	0000	00 000000	-8,155.82	-8,155.82	0.00	-8,155.82	0.00
10L010	4990	0000	00 000000	0.00	0.00	0.00	0.00	0.00
10L---	----	----	--	-146,726.84	-140,044.44	-1,135.65	-141,180.09	5,546.75
10Q010	7300	0000	00 000000	-1,810,053.98	-1,810,053.98	0.00	-1,810,053.98	0.00
10Q010	7310	0000	00 000000	577,505.49	314,005.00	-529,282.41	-215,277.41	-792,782.90
10Q010	7320	0000	00 000000	0.00	0.00	0.00	0.00	0.00
10Q010	7330	0000	00 000000	-1,112,832.44	-1,112,832.44	0.00	-1,112,832.44	0.00
10Q---	----	----	--	-2,345,380.93	-2,608,881.42	-529,282.41	-3,138,163.83	-792,782.90
10----	----	----	--	0.00	0.00	0.00	0.00	0.00
20A010	1120	0000	00 000000	426,618.96	572,453.46	209,613.99	782,067.45	355,448.49
20A010	1210	0000	00 000000	0.00	0.00	0.00	0.00	0.00
20A010	1310	0000	00 000000	0.00	0.00	0.00	0.00	0.00
20A---	----	----	--	426,618.96	572,453.46	209,613.99	782,067.45	355,448.49
20L010	4310	0000	00 000000	0.00	0.00	0.00	0.00	0.00
20L010	4812	0000	00 000000	0.00	0.00	0.00	0.00	0.00
20L010	4813	0000	00 000000	0.00	0.00	0.00	0.00	0.00

22

Account Level				Beginning	September 2012-13	September 2012-13	Ending	2012-13		
FDTLOC	FUNC	OBJ	SJ	Description	Balance	Beginning Balance	Monthly Activity	Balance	FYTD Activity	
20L010	4814	0000	00	000000	IMRF	0.00	0.00	0.00	0.00	0.00
20L010	4815	0000	00	000000	ANNUITIES PAYABLE	0.00	0.00	0.00	0.00	0.00
20L010	4816	0000	00	000000	EMPLOYEE INS PAYABLE	0.00	0.00	0.00	0.00	0.00
20L010	4817	0000	00	000000	FICA	0.00	0.00	0.00	0.00	0.00
20L010	4817	0000	10	000000	MEDICARE N/C	0.00	0.00	0.00	0.00	0.00
20L010	4818	0000	00	000000	MEDICARE CERT	0.00	0.00	0.00	0.00	0.00
20L010	4819	0000	00	000000	OTHER P/R DEDUCTIONS	0.00	0.00	0.00	0.00	0.00
20L010	4990	0000	00	000000	MISC LIAB DIRECT DEP	0.00	0.00	0.00	0.00	0.00
20L---	----	----	--	-----		0.00	0.00	0.00	0.00	0.00
20Q010	7300	0000	00	000000	BLDG FUND BALANCE	-120,593.72	-120,593.72	0.00	-120,593.72	0.00
20Q010	7310	0000	00	000000	BLDG REV/EXP SUMMARY	1,634.65	-144,199.85	-209,613.99	-353,813.84	-355,448.49
20Q010	7320	0000	00	000000	Emcumbrance	0.00	0.00	0.00	0.00	0.00
20Q010	7330	0000	00	000000	EXCESS/DIFFERENCE	-307,659.89	-307,659.89	0.00	-307,659.89	0.00
20Q---	----	----	--	-----		-426,618.96	-572,453.46	-209,613.99	-782,067.45	-355,448.49
20----	----	----	--	-----		0.00	0.00	0.00	0.00	0.00
30A010	1120	0000	00	000000	DEBT SERVICES CASH ON HAND	298,822.43	764,491.56	-219,203.97	545,287.59	246,465.16
30A010	1210	0000	00	000000	DEBT SERVICES CD	0.00	0.00	0.00	0.00	0.00
30A---	----	----	--	-----		298,822.43	764,491.56	-219,203.97	545,287.59	246,465.16
30L010	4310	0000	00	000000	Accounts Payable	0.00	0.00	0.00	0.00	0.00
30L---	----	----	--	-----		0.00	0.00	0.00	0.00	0.00
30Q010	7300	0000	00	000000	DEBT SERVICES FUND BALANCE	-282,524.23	-282,524.23	0.00	-282,524.23	0.00
30Q010	7310	0000	00	000000	BOND REV/EXP SUMMARY	498,135.30	32,466.17	219,203.97	251,670.14	-246,465.16
30Q010	7330	0000	00	000000	EXCESS/DIFFERENCE	-514,433.50	-514,433.50	0.00	-514,433.50	0.00
30Q---	----	----	--	-----		-298,822.43	-764,491.56	219,203.97	-545,287.59	-246,465.16
30----	----	----	--	-----		0.00	0.00	0.00	0.00	0.00
40A010	1120	0000	00	000000	TRANS CASH ON HAND	22,375.94	2,374.91	178,090.43	180,465.34	158,089.40
40A010	1125	0000	00	000000	TRANS IHI RESERVE	1,208.01	1,208.01	0.00	1,208.01	0.00
40A010	1210	0000	00	000000	TRANS CD	0.00	0.00	0.00	0.00	0.00
40A---	----	----	--	-----		23,583.95	3,582.92	178,090.43	181,673.35	158,089.40
40L010	4310	0000	00	000000	Accounts Payable	0.00	0.00	0.00	0.00	0.00
40L010	4811	0000	00	000000	TRS	0.00	0.00	0.00	0.00	0.00
40L010	4812	0000	00	000000	FIT	0.00	0.00	0.00	0.00	0.00

23

				Account Level	Beginning	September 2012-13	September 2012-13	Ending	2012-13
FDTLOC	FUNC	OBJ	SJ	Description	Balance	Beginning Balance	Monthly Activity	Balance	FYTD Activity
40L010	4813	0000	00	000000	SIT	0.00	0.00	0.00	0.00
40L010	4814	0000	00	000000	IMRF	0.00	0.00	0.00	0.00
40L010	4815	0000	00	000000	ANNUITIES PAYABLE	0.00	0.00	0.00	0.00
40L010	4816	0000	00	000000	EMPLOYEE INS PAYABLE	0.00	0.00	0.00	0.00
40L010	4817	0000	00	000000	FICA	0.00	0.00	0.00	0.00
40L010	4817	0000	10	000000	MEDICARE N/C	0.00	0.00	0.00	0.00
40L010	4818	0000	00	000000	MEDICARE CERT	0.00	0.00	0.00	0.00
40L010	4819	0000	00	000000	OTHER P/R DEDUCTIONS	-130.14	-130.14	0.00	-130.14
40L010	4990	0000	00	000000	MISC LIAB DIRECT DEPOSIT	0.00	0.00	0.00	0.00
40L---	----	----	--	-----		-130.14	-130.14	0.00	-130.14
40Q010	7300	0000	00	000000	TRANS FUND BALANCE	-125,788.52	-125,788.52	0.00	-125,788.52
40Q010	7310	0000	00	000000	TRAN REV/EXP SUMMARY	218,681.81	238,682.84	-178,090.43	60,592.41
40Q010	7320	0000	00	000000	Emcumbrance	0.00	0.00	0.00	0.00
40Q010	7330	0000	00	000000	EXCESS/DIFFERENCE	-116,347.10	-116,347.10	0.00	-116,347.10
40Q---	----	----	--	-----		-23,453.81	-3,452.78	-178,090.43	-181,543.21
40----	----	----	--	-----		0.00	0.00	0.00	0.00
50A010	1120	0000	00	000000	IMRF CASH ON HAND	129,892.01	309,325.26	139,469.64	448,794.90
50A010	1210	0000	00	000000	IMRF CD	0.00	0.00	0.00	0.00
50A---	----	----	--	-----		129,892.01	309,325.26	139,469.64	448,794.90
50L010	4310	0000	00	000000	Accounts Payable	0.00	0.00	0.00	0.00
50L010	4814	0000	00	000000	IMRF	0.00	0.00	0.00	0.00
50L010	4817	0000	00	000000	FICA	0.00	0.00	0.00	0.00
50L010	4818	0000	00	000000	MEDICARE	0.00	0.00	0.00	0.00
50L010	4990	0000	00	000000		0.00	0.00	0.00	0.00
50L---	----	----	--	-----		0.00	0.00	0.00	0.00
50Q010	7300	0000	00	000000	IMRF FUND BALANCE	-151,984.58	-151,984.58	0.00	-151,984.58
50Q010	7310	0000	00	000000	IMRF/SS REV/EXP SUMMARY	223,439.01	44,005.76	-139,469.64	-95,463.88
50Q010	7330	0000	00	000000	EXCESS/DIFFERENCE	-201,346.44	-201,346.44	0.00	-201,346.44
50Q---	----	----	--	-----		-129,892.01	-309,325.26	-139,469.64	-448,794.90
50----	----	----	--	-----		0.00	0.00	0.00	0.00
60A010	1120	0000	00	000000	Site & Construction Cash in on	0.00	0.00	0.00	0.00
60A---	----	----	--	-----		0.00	0.00	0.00	0.00

42

				Account Level	Beginning	September 2012-13	September 2012-13	Ending	2012-13
FDTLOC	FUNC	OBJ	SJ	Description	Balance	Beginning Balance	Monthly Activity	Balance	FYTD Activity
60L010	4310	0000	00 000000	Accounts Payable	0.00	0.00	0.00	0.00	0.00
60L---	----	----	--	-----	0.00	0.00	0.00	0.00	0.00
60Q010	7300	0000	00 000000	SITE & CONST FUND BALANCE	0.00	0.00	0.00	0.00	0.00
60Q010	7310	0000	00 000000	SITE/CONSTRUCTION REV/EXP SUM	0.00	0.00	0.00	0.00	0.00
60Q010	7330	0000	00 000000	EXCESS/DIFFERENCE	0.00	0.00	0.00	0.00	0.00
60Q---	----	----	--	-----	0.00	0.00	0.00	0.00	0.00
60----	----	----	--	-----	0.00	0.00	0.00	0.00	0.00
70A010	1120	0000	00 000000	WORKING CASH - CASH ON HAND	1,695,337.62	1,731,892.36	24,859.48	1,756,751.84	61,414.22
70A010	1210	0000	00 000000	WORKING CASH CD	0.00	0.00	0.00	0.00	0.00
70A---	----	----	--	-----	1,695,337.62	1,731,892.36	24,859.48	1,756,751.84	61,414.22
70Q010	7300	0000	00 000000	WORKING CASH FUND BALANCE	-1,482,040.21	-1,482,040.21	0.00	-1,482,040.21	0.00
70Q010	7310	0000	00 000000	WORKING CASH REV/EXP SUMMARY	-98,794.95	-135,349.69	-24,859.48	-160,209.17	-61,414.22
70Q010	7330	0000	00 000000	EXCESS/DIFFERENCE	-114,502.46	-114,502.46	0.00	-114,502.46	0.00
70Q---	----	----	--	-----	-1,695,337.62	-1,731,892.36	-24,859.48	-1,756,751.84	-61,414.22
70----	----	----	--	-----	0.00	0.00	0.00	0.00	0.00
80A010	1120	0000	00 000000	Tort Cash on Hand	0.00	34,961.18	217,541.33	252,502.51	252,502.51
80A---	----	----	--	-----	0.00	34,961.18	217,541.33	252,502.51	252,502.51
80L010	4310	0000	00 000000	Accounts Payable	0.00	0.00	0.00	0.00	0.00
80L---	----	----	--	-----	0.00	0.00	0.00	0.00	0.00
80Q010	7300	0000	00 000000	Tort Fund Balance	0.00	0.00	0.00	0.00	0.00
80Q010	7310	0000	00 000000	TORT REV/EXP SUMMARY	227,330.44	192,369.26	-217,541.33	-25,172.07	-252,502.51
80Q010	7330	0000	00 000000	EXCESS/DIFFERENCE	-227,330.44	-227,330.44	0.00	-227,330.44	0.00
80Q---	----	----	--	-----	0.00	-34,961.18	-217,541.33	-252,502.51	-252,502.51
80----	----	----	--	-----	0.00	0.00	0.00	0.00	0.00
90A010	1120	0000	00 000000	LIFE SAFETY CASH ON HAND	296,700.41	374,002.07	22,447.32	396,449.39	99,748.98
90A010	1210	0000	00 000000	LIFE SAFETY CD	0.00	0.00	0.00	0.00	0.00
90A---	----	----	--	-----	296,700.41	374,002.07	22,447.32	396,449.39	99,748.98
90L010	4310	0000	00 000000	Accounts Payable	0.00	0.00	0.00	0.00	0.00
90L010	4812	0000	00 000000	L/S FIT	0.00	0.00	0.00	0.00	0.00

25

Account Level				Beginning	September 2012-13	September 2012-13	Ending	2012-13	
FDTLOC	FUNC	OBJ	SJ	Balance	Beginning Balance	Monthly Activity	Balance	FYTD Activity	
Description									
90L010	4813	0000	00 000000	L/S SIT	0.00	0.00	0.00	0.00	0.00
90L010	4817	0000	00 000000	L/S FICA	0.00	0.00	0.00	0.00	0.00
90L010	4817	0000	10 000000	L/S Medicare NC	0.00	0.00	0.00	0.00	0.00
90L---	----	----	--	-----	0.00	0.00	0.00	0.00	0.00
90Q010	7300	0000	00 000000	LIFE SAFETY FUND BALANCE	-1,128,737.03	-1,128,737.03	0.00	-1,128,737.03	0.00
90Q010	7310	0000	00 000000	LIFE SAFETY REV/EXP SUMMARY	121,434.28	44,132.62	-22,447.32	21,685.30	-99,748.98
90Q010	7320	0000	00 000000	Emcumbrance	0.00	0.00	0.00	0.00	0.00
90Q010	7330	0000	00 000000	EXCESS/DIFFERENCE	710,602.34	710,602.34	0.00	710,602.34	0.00
90Q---	----	----	--	-----	-296,700.41	-374,002.07	-22,447.32	-396,449.39	-99,748.98
90----	----	----	--	-----	0.00	0.00	0.00	0.00	0.00
Grand Asset Totals					5,363,063.15	6,539,634.67	1,103,236.28	7,642,870.95	2,279,807.80
Grand Liability Totals					-146,856.98	-140,174.58	-1,135.65	-141,310.23	5,546.75
Grand Equity Totals					-5,216,206.17	-6,399,460.09	-1,102,100.63	-7,501,560.72	-2,285,354.55
Grand Totals					0.00	0.00	0.00	0.00	0.00

26

Number of Accounts: 103

\*\*\*\*\* End of report \*\*\*\*\*

Check Number	Vendor Name	Check Date	Invoice Description	Invoice Amount	Check Amount
8271	A-1 QUALITY GLASS CO	09/20/2012	Window Repairs for School Year 2012 - 2013 Labor	60.00	60.00
8272	AFPLANSERV	09/20/2012	PLAN BILLING FEE	51.00	51.00
8273	ALLAN HENRY MASONRY	09/20/2012	B/T	1,950.00	1,950.00
8274	AMEREN ENERGY MARKETI	09/20/2012	ELECTRIC	13,496.35	13,496.35
8275	AMEREN ILLINOIS	09/20/2012	SOFTBALL & PKG LOT CAMERA - ELECTRIC SOFTBALL & PKG LOT CAMERA - ELECTRIC	22.41   29.04	51.45
8276	AMSAN	09/20/2012	CUSTODIAL SUPPLIES	723.90	723.90
8277	APEX COMMUNICATIONS	09/20/2012	Radios repairs for School Year 2012 - 2013 Radio Supplies for School Year 2012 - 2013	108.00  90.00	198.00
8278	APPLE, INC	09/20/2012	VGA Adaptor for IPAD projector adapter for i-pad Technology Supplies - iPad adapter iPads IPAD Catalog/Item Number: MC184LL/B Apple Wireless Keyboard	29.00  29.00  29.00   44,343.00 379.00 29.00	44,838.00

27

Check Number	Vendor Name	Check Date	Invoice Description	Invoice Amount	Check Amount
			-- English Catalog/Item Number: MC552ZM/B		
8279	ARAMARK UNIFORM SERVI	09/20/2012	Shop Towel Service for School Year 2012 - 2013	160.86	241.29
			Red rag service for Auto classes	80.43	
8280	ATWOOD MEDICAL LLC	09/20/2012	PHYLLIS BATEMAN - PHYSICAL	50.00	50.00
8281	AWARDS AMERICA, INC	09/20/2012	Athletic letters and pins	600.00	1,025.05
			Letters & Pins for Athletic Awards	425.05	
8282	BAUDVILLE	09/20/2012	Birthday cards	196.00	196.00
8283	BAYLES, STEFANIE DIAN	09/20/2012	21ST CENTURY - 6.75 HRS	55.69	55.69
8284	BECKER'S SCHOOL SUPPL	09/20/2012	SUPPLIES	29.97	29.97
8285	BETTIS, COMELIA G	09/20/2012	FOOD SERVICE SUPPLIES	6.00	6.00
8286	BILLINGTON, LISA	09/20/2012	AUGUST MILEAGE	22.48	22.48
8287	BISHOP, SUSAN	09/20/2012	CHAT	643.11	643.11
8288	BLICK ART MATERIALS	09/20/2012	Art Supplies Customer # 60035091	10.16	910.39
			Art Supplies Customer # 60035091	883.63	
			Art Supplies Customer #	16.60	

28

Check Number	Vendor Name	Check Date	Invoice Description	Invoice Amount	Check Amount
8289	BREWER, ALEXANDRA MAR	09/20/2012	60035091 21ST CENTURY - 9.25 HRS	76.31	76.31
8290	BUREAU OF ED & RESEAR	09/20/2012	JENNIFER GAWTHORP - BEST STRATEGIES FOR USING IPADS, PHONES & MOBILE DEVICES TO ENHANCE STUDENT LEARNING - NOVEMBER 14, 2012 - CONFIRMATION #4359110	225.00	225.00
8291	BUSCHER, BOB	09/20/2012	MS BOOKCASES	600.00	600.00
8292	BUSHUE BACKGROUND SCR	09/20/2012	BACKGROUND SCREENING - AMY FULK, DARLETA WAGNER, JAMIE SHAMHART, AMANDA CATT, SAMANTHA PHILLIPPE, JAMIE WELLS, TONYA ZUBER, BRITTANIA WILLIAMS, HEATHER MASCHHOFF, JANET ROUSH, LARRY BRIAN	537.00	537.00
8293	BYFORD, MICHAEL ALAN	09/20/2012	21ST CENTURY - 7 HRS	75.24	75.24
8294	C & C GROUP	09/20/2012	MONTHLY MAINTENANCE - AUGUST MONTHLY	1,228.00  1,228.00	2,456.00

29

Check Number	Vendor Name	Check Date	Invoice Description	Invoice Amount	Check Amount
8295	C & T / RICHLAND MOTO	09/20/2012	MAINTENANCE - SEPTEMBER SUPPLIES	112.74	938.32
			General Supplies for School Year 2012 - 2013	825.58	
8296	CARBONDALE COMM H S	09/20/2012	WESLEY CHASTAIN - 14 DAYS - AUGUST	924.00	924.00
8297	CAREER TRACK	09/20/2012	CINDY LOCKLEY - DEALING WITH PEOPLE/COMMUNICATI NG WITH TACT & SKILL - OCT 19, 2012	149.00	149.00
8298	CAROLINA BIOLOGICAL S	09/20/2012	Classroom Supplies	344.92	344.92
8299	CELLULAR ONE OF EAST	09/20/2012	INSURANCE FOR CELLPHONES - SCHOOL NURSE	133.65	133.65
8300	CENTAR INDUSTRIES	09/20/2012	Keys for new lockers	23.75	23.75
8301	CENTRAL STATES BUS SA	09/20/2012	Supplies for School Year 2012 - 2013	70.50	832.52
			Supplies for School Year 2012 - 2013	56.36	
			Supplies for School Year 2012 - 2013	102.71	
			Supplies for School Year 2012 - 2013	602.95	

30

Check Number	Vendor Name	Check Date	Invoice Description	Invoice Amount	Check Amount
8302	CHARLEY, INC	09/20/2012	MS COMP SUPPLIES	37.00	5,709.25
			MS COMP SUPPLIES	848.00	
			COMPUTER SUPPLIES & SOFTWARE	1,220.00	
			Laptop for Nurse	659.00	
			LASER JET PRINTER	183.00	
			CARTRIDGES	731.00	
			HS COMPUTER	520.00	
			SUPPLIES		
			Printer	459.00	
			Cartridges for Office		
			MS SOFTWARE	120.00	
			VOC BUSINESS REPAIR	142.25	
			HS COMP SUPPLIES	790.00	
8303	CHART DISTRIBUTION GR	09/20/2012	Supplies for School Year 2012 - 2013	47.12	
8304	CROSS HARNESS SUPPLY	09/20/2012	FOOD SERVICE TEES	287.00	287.00
8305	CRYSTAL PRODUCTIONS	09/20/2012	Art Supplies	358.30	383.25
			Art Supplies	24.95	
8306	CUMMINS CROSSPOINT	09/20/2012	Supplies for School Year 2012 - 2013	120.79	120.79
8307	DATA MANAGEMENT SHRED	09/20/2012	SHREDDING SERVICES	45.00	45.00
8308	DAVIS, ANGELA M	09/20/2012	MAY MILEAGE	12.21	12.21
8309	DAYLIGHT DONUTS	09/20/2012	TEACHER INSERVICE	91.00	104.00
			Breakfast for Meetings	13.00	
8310	DEMCO, INC	09/20/2012	Demco - Library - equipment &	171.71	171.71

31

Check Number	Vendor Name	Check Date	Invoice Description	Invoice Amount	Check Amount
			supplies - Prices reflect a 12 percent discount that is given to us by Demco		
8311	DEWEESE, SHARI A	09/20/2012	AUGUST MILEAGE	29.42	29.42
8312	DOLL'S INC	09/20/2012	SUMMER MAINTENANCE SUPPLIES B/T SUPPLIES	188.90	276.90
8313	DORIS BROS TROPHIES	09/20/2012	Departmental Plaques	88.00 880.00	952.00
8314	EAGLESON AUTOMOTIVE C	09/20/2012	MS PRIN SUPPLIES Supplies for School Year 2012 - 2013	72.00 17.88	170.43
8315	EAGLESON, WESLEY	09/20/2012	UPLANDER PARTS & LABOR STUDENT WORKER - 9.25 HRS	152.55 76.31	76.31
8316	EBSCO	09/20/2012	magazine subscriptions CREDIT MEMO	626.93 -8.00	618.93
8317	EDWARDS, CRYSTLE L	09/20/2012	AUGUST MILEAGE	38.85	38.85
8318	EFFINGHAM BUILDERS SU	09/20/2012	SUMMER MAINTENANCE SUPPLIES CUSTODIAL SUPPLIES	62.53 320.25	382.78
8319	EFILLIATE, INC	09/20/2012	Printer/Audio Cables	146.81	146.81
8320	ERCU # 1	09/20/2012	CHAT DECAF TEA BAGS	30.00 32.47	620.24

32

Check Number	Vendor Name	Check Date	Invoice Description	Invoice Amount	Check Amount
			TEACHER INSTITUTE	246.84	
			Food Service for meetings	25.80	
			INTRO TO LUNCH ROOM	40.80	
			LUNCH BOXES -	96.52	
			TEACHER EVAL		
			Food Service for meetings	41.86	
			TITLE SUPPLIES	105.95	
8321	ERIC ARMIN, INC	09/20/2012	Math Classroom Supplies	54.44	54.44
8322	ERMS	09/20/2012	MS REIMBURSEMENT	89.98	89.98
8323	FEHRENBACHER OIL CO,	09/20/2012	Bus Inspections for School Year 2012 - 2013	287.00	287.00
8324	FIRE EQUIPMENT SALES,	09/20/2012	INSPECTION & TESTING OF FIRE EXTINGUISHERS, PARTS	665.02	783.58
			INSPECTION & TESTING OF FIRE EXTINGUISHERS, PARTS	53.06	
			INSPECTION & TESTING OF FIRE EXTINGUISHERS, PARTS	65.50	
8325	FISHER AUTO PARTS	09/20/2012	General Supplies for School Year 2012 - 2013	39.30	39.30
8326	FLOYD'S WELDING SERVI	09/20/2012	CUSTODIAL SUPPLIES	5.00	5.00

33

Check Number	Vendor Name	Check Date	Invoice Description	Invoice Amount	Check Amount
8327	Vendor Continued Void	09/20/2012			0.00
8328	FOLLETT LIBRARY RESOU	09/20/2012	FY13 library per capita grant - 54 books - \$791.97 - order placed online	760.79	4,496.01
			FY13 library per capita grant - 54 books - \$791.97 - order placed online	30.33	
			ERES Library Book order (fiction) - 72 titles - ordered online	972.42	
			ERES Library Book Order (Nonfiction) - 70 books - ordered online	1,109.76	
			books	16.99	
			books	305.69	
			34 books (nonfiction & fiction)	420.88	
			various fiction and nonfiction books	467.03	
			Memorial books; 2 for Melissa Woods's grandmothers; 1 for Nancy	60.63	

34

Check Number	Vendor Name	Check Date	Invoice Description	Invoice Amount	Check Amount
			DeMeyer's father, 1 for Tasha Thuftedal's father - to be paid by ERCU District Office. Book order for ERES Library - 26 books (& processing) ordered online	351.49	
8329	FORYS, MARGARET D	09/20/2012	21ST CENTURY SUPPLIES	16.98	16.98
8330	FOX RIVER FOODS, INC	09/20/2012	supplies for Fy12 supplies for Fy12 supplies for Fy12	3,743.34 7,865.80 4,176.84	15,785.98
8331	FOX VALLEY SYSTEMS, I	09/20/2012	PAINT FOR ATHLETIC FIELD	660.03	660.03
8332	FRANKLIN COVEY	09/20/2012	IP License and Web Community	1,000.00	1,000.00
8333	FREY SCIENTIFIC	09/20/2012	Rockets and supplies	1,262.85	1,262.85
8334	GASSMANN, LOUIS H	09/20/2012	GAS REIMBURSEMENT	40.27	40.27
8335	GEYER INSTRUCTIONAL A	09/20/2012	Graph Paper & Posters	84.90	84.90
8336	GRIESEMER, RICK	09/20/2012	Rental of Checkers the Clown AUGUST 20, 2012	125.00	125.00
8337	GROVE, BRANDIS J	09/20/2012	AUGUST MILEAGE	57.72	57.72
8338	H & H MUSIC, INC	09/20/2012	Band Supplies to be used all year Band Supplies to	37.10 676.00	713.10

35

Check Number	Vendor Name	Check Date	Invoice Description	Invoice Amount	Check Amount
8339	HARDY BRAKE & ELECTRI	09/20/2012	be used all year Supplies for School Year 2012 - 2013	45.00	45.00
8340	HARRISON, CANDICE A	09/20/2012	AUGUST MILEAGE	18.87	18.87
8341	HAWTHRONE EDUCATIONAL	09/20/2012	Speech Test Supplies	177.00	177.00
8342	HERALD & REVIEW CENTR	09/20/2012	subscription to Herald & Review newspaper subscription	148.20 148.20	296.40
8343	HILLYARD/ST LOUIS	09/20/2012	CUSTODIAL SUPPLIES	75.44	75.44
8344	HIXON, THOMAS R	09/20/2012	REIMBURSE REGISTRATION - ALEXIS HIXON	130.00	130.00
8345	HOPKINS, SHAUN ROBERT	09/20/2012	21ST CENTURY - 6.75 HRS	55.69	55.69
8346	HOUCHENS FOODS NORTH	09/20/2012	Misc. Supplies/Food for Meetings food for FY12-IGA SUPPLIES	54.90 40.53 220.82	316.25
8347	HOUGHTON MIFFLIN HARC	09/20/2012	SkillsTutor Renewal 9 Modules	5,040.00	5,040.00
8348	HP PRODUCTS	09/20/2012	CUSTODIAL SUPPLIES	498.60	498.60
8349	HUNT, SHIRLEY A	09/20/2012	AUGUST & SEPTEMBER MILEAGE - MIDDLE SCHOOL	24.42	24.42
8350	HURSTA, KATHY	09/20/2012	PARENTING - 2 HRS CHILDCARE - 4 HRS	30.00 60.00	90.00

36

Check Number	Vendor Name	Check Date	Invoice Description	Invoice Amount	Check Amount	
8351	IAVAT	09/20/2012	- PARENT WORKSHOP STATE FORESTRY CDE	35.00	35.00	
8352	IAVAT	09/20/2012	Entry Fees - State FFA Events	40.00	40.00	
8353	IBC WONDER / HOSTESS	09/20/2012	Bakery Products FY2012	385.25	385.25	
8354	ICEARY	09/20/2012	BRANDIS GROVE - 2013 ICEARY MEMBERSHIP FEE	40.00	40.00	
8355	IL ASSN OF SCHOOL BOA	09/20/2012	2 full cartons (5 copies) 2012-2013 Illinois School Code with Supplement 10 Twelfth Edition, Illinois School Law Survey	907.00	907.00	
37	8356	IL HEARTLAND LIBRARY	09/20/2012	Library System	244.67	2,202.67
				remaining balance from 2011-12		
				yearly consortia fees	1,240.00	
				annual group services for OCLC	718.00	
8357	IL PRINCIPALS ASSN	09/20/2012	DARRELL HOUCHIN - ADMINISTRATOR MEMBERSHIP ENROLLMENT	245.00	245.00	
8358	IL READING COUNCIL	09/20/2012	SUZANNE HAHN - MEMBERSHIP RENEWAL	55.00	55.00	
8359	IL SCIENCE TEACHERS A	09/20/2012	JEREMY FRENCH -	165.00	165.00	

Check Number	Vendor Name	Check Date	Invoice Description	Invoice Amount	Check Amount
			CONFERENCE REGISTRATION - NOVEMBER 1-3, 2012		
8360	IMAGINE THIS ENTERPRI	09/20/2012	Supplemental materials	89.90	197.80
			Supplementary classroom materials	107.90	
8361	INSIGHT MEDIA	09/20/2012	DVD # 19AZ11182 Healthcare, Medicine, and Science	137.00	137.00
8362	INTENSE GRAPHIX	09/20/2012	MS PE UNIFORMS	6,535.00	6,535.00
8363	INTERSTATE BATTERY OF	09/20/2012	Supplies for School Year 2012 - 1013	281.02	281.02
8364	INTERSTATE MUSIC SUPP	09/20/2012	Music supplies for the year (reeds, oil, cleaners, etc)	1,509.24	1,640.88
			Music supplies for the year (reeds, oil, cleaners, etc)	131.64	
8365	IVY'S COTTAGE, LLC	09/20/2012	Flowers to be ordered as needed FLOWERS	34.00 55.00	89.00
8366	J & A AUTO CLINIC	09/20/2012	Supplies for School Year 2012 - 2013 Repairs for School Year 2012	675.46 333.60	2,709.79

38

Check Number	Vendor Name	Check Date	Invoice Description	Invoice Amount	Check Amount
			- 2013 Supplies for School Year 2012	120.38	
			- 2013 Repairs for School Year 2012	104.25	
			- 2013 Repairs for School Year 2012	556.00	
			- 2013 Supplies for School Year 2012	920.10	
8367	J A SEXAUER, INC	09/20/2012	SUPPLIES	374.00	1,242.01
			SUPPLIES	497.50	
			SUPPLIES	370.51	
8368	J E SHEKELL, INC	09/20/2012	CUSTODIAL	1,160.00	1,755.00
			SUPPLIES & REPAIRS		
			CUSTODIAL	595.00	
			SUPPLIES & REPAIRS		
8369	JACK'S AUTO & RADIATO	09/20/2012	RADIATOR REPAIR	60.00	60.00
8370	JOE HUNT & ASSOCIATES	09/20/2012	CUSTODIAL	25.00	25.00
			SUPPLIES		
8371	JW PEPPER & SON, INC	09/20/2012	Music for all year 2012-13	29.50	610.48
			Sheet Music	224.99	
			Sheet Music	320.99	
			Sheet Music	35.00	
8372	KATER, LORI A	09/20/2012	CDL RENEWAL	50.00	50.00
8373	KEMMERER VILLAGE	09/20/2012	ROBERT SMITH - AUGUST ROOM &	12,024.95	12,024.95

69

40

Check Number	Vendor Name	Check Date	Invoice Description	Invoice Amount	Check Amount
8374	KEMPER CPA GROUP, LLP	09/20/2012	BOARD ANNUAL FINANCIAL STATEMENT AUDIT	3,100.00	3,100.00
8375	KILLEBREW BRICK	09/20/2012	BRICK - B/T BRICK - B/T	527.88 531.92	1,059.80
8376	KIRBY RISK SUPPLY CO	09/20/2012	CUSTODIAL SUPPLIES CUSTODIAL SUPPLIES CUSTODIAL SUPPLIES	92.02 10.70 68.76	171.48
8377	KOCHER, DAWN M	09/20/2012	AUGUST MILEAGE	59.39	59.39
8378	KONE ELEVATORS, INC	09/20/2012	QUARTERLY SERVICE	202.02	202.02
8379	LAKESHORE LEARNING MA	09/20/2012	Spanish program materials	252.93	252.93
8380	LEARNING ZONE XPRESS	09/20/2012	Supplementary materials	32.85	32.85
8381	LECRONE, CHAD E	09/20/2012	AUGUST MILEAGE	72.71	72.71
8382	LENSING BLD SPECIALTY	09/20/2012	CUSTODIAL SUPPLIES	24.59	24.59
8383	LIBRARY VIDEO COMPANY	09/20/2012	dvds dvds	67.80 14.95	82.75
8384	MADDEN, JACQUELINE D	09/20/2012	AUGUST MILEAGE	6.65	6.65
8385	MARATHON TIRE SERV, I	09/20/2012	Supplies for School Year 2012 - 2013 TIRES TIRES Labor for School Year 2012 - 2013 Labor for School Year 2012 - 2013 Labor for School	40.00 574.96 565.19 74.95 17.00 17.00	1,359.10

Check Number	Vendor Name	Check Date	Invoice Description	Invoice Amount	Check Amount
			Year 2012 - 2013 Labor for School	70.00	
			Year 2012 - 2013		
8386	MASTER LOCK COMPANY	09/20/2012	PE locks	1,018.73	1,018.73
8387	MCCLURE, DEBORAH L	09/20/2012	AUGUST MILEAGE	18.32	18.32
8388	MCMASTER-CARR SUPPLY	09/20/2012	SUPPLIES	223.16	223.16
8389	MEDCO SUPPLY COMPANY	09/20/2012	HEARTSTART ONSITE ADT SMARTPAD, INF/CHILD PAD	394.46	394.46
8390	MICRO ANALYTICS, LTD	09/20/2012	BUSTOPS - ANNUAL SUPPORT RENEWAL	950.00	950.00
8391	MID-WEST TRUCKERS ASN	09/20/2012	Drug Testing for Bus Drivers for School Year 2012 - 2013	65.75	65.75
8392	MIDWEST VOLLEYBALL WA	09/20/2012	Volleyball Supplies 2012 Season Volleyball Supplies 2012 Season	236.16  199.43	435.59
8393	Vendor Continued Void	09/20/2012			0.00
8394	MILLER OFFICE EQUIPME	09/20/2012	District Nurses Supplies for School Year 2012 - 2013 Copier Supplies(Staples)/ Faculty Lounge Repair on Teacher Workroom Copiers Parts/Supplies for Teacher	12.95 230.00  45.00  42.00 60.00	3,246.95

41

Check Number	Vendor Name	Check Date	Invoice Description	Invoice Amount	Check Amount
			Workroom Copiers Repair on Teacher	32.00	
			Workroom Copiers SUPPLIES	131.00	
			Supplies	64.00	
			Photocopier for Music Department	350.00	
			SUPPLIES	480.00	
			SUPPLIES	328.00	
			Labor/Parts for copier Room 117	552.00	
			Labor/Parts for copiers Room 104 & 123	626.00	
			Repair on Teacher	58.00	
			Workroom Copiers Parts/Supplies for Teacher	166.00	
			Workroom Copiers Copier toner/Faculty Lounge	70.00	
8395	MINDFUL PRACTICES	09/20/2012	Mindful Practices Order Form	79.10	79.10
8396	MURRAY, PAMELA S	09/20/2012	AUGUST MILEAGE	29.97	29.97
8397	NASCO FORT ATKINSON	09/20/2012	Nasco Guard Humectant fluid, one quart Manikin Case-Hard; CREDIT Foods III and FCS materials Math Classroom	16.68  -210.00 126.46 138.05	283.84

42

Check Number	Vendor Name	Check Date	Invoice Description	Invoice Amount	Check Amount
			Supplies		
			Foods III and FCS materials	104.73	
			Classroom supplies	107.92	
8398	NATIONAL SCHOOL PRODU	09/20/2012	Classroom Supplies & Materials (School Year 2012-2013)	132.99	132.99
8399	NATIONAL SCHOOL FORMS	09/20/2012	Supplies for School Year 2012 - 2013	449.30	449.30
8400	NCS PEARSON, INC	09/20/2012	AIMSweb 2012-2013	5,870.00	5,870.00
8401	NPC INTERNATIONAL	09/20/2012	21ST CENTURY	208.00	208.00
8402	O'REILLY AUTO PARTS	09/20/2012	CUSTODIAL SUPPLIES	8.99	8.99
8403	ODYSSEYWARE	09/20/2012	OdysseyWare modules	5,000.00	5,000.00
8404	OLDE TYME STEAKHAUS	09/20/2012	MEALS	44.67	44.67
8405	OLNEY DAILY MAIL	09/20/2012	BOARD ADVERTISING	95.20	357.00
			BOARD ADVERTISING	38.08	
			BOARD ADVERTISING	195.16	
			BOARD ADVERTISING	28.56	
8406	ORIENTAL TRADING CO,	09/20/2012	Supplies request by the ERES Food Service Staff to have for the first week of School 2012-2013 for the Students Tiger Safari Week long Celebration	162.49	162.49
8407	PALOS SPORTS	09/20/2012	ERES Physical	1,221.66	1,597.47

43

Check Number	Vendor Name	Check Date	Invoice Description	Invoice Amount	Check Amount
			Education Equipment Order		
			ERES Physical Education Order	375.81	
8408	PAMPE, LISA K	09/20/2012	Freight Items 16% Shipping Reimbursement for school supplies	15.41	15.41
8409	PCI EDUCATIONAL PUBLI	09/20/2012	Classroom Supplies & Materials (2012-2013 school year)	337.13	357.08
			Classroom Supplies & Materials (2012-2013 school year)	19.95	
44 8410	PEPSI MIDAMERICA	09/20/2012	BOARD SUPPLIES	84.40	84.40
8411	PETRA INDUSTRIES, INC	09/20/2012	ipad cases	660.91	660.91
8412	PETTY, BETH G	09/20/2012	Reimbursement for purchase of Microfiber towels	19.96	19.96
8413	PLANK ROAD PUB, INC	09/20/2012	Music Supplies Music K-8 Magazine Subscription	212.00	212.00
8414	POCKET NURSE	09/20/2012	Classroom supplies Pulse Oximeter for Christy Berger	52.37	148.67
8415	POOL'S BARGAIN CENTER	09/20/2012	Supplies for	96.30	
				39.95	39.95

Check Number	Vendor Name	Check Date	Invoice Description	Invoice Amount	Check Amount
			School Year 2012 - 2013		
8416	PRAIRIE FARMS DAIRY,	09/20/2012	Dairy Products FY 2012	7,053.03	7,053.03
8417	PRINTFORCE, INC	09/20/2012	PRINCIPAL PRINTING BBSEPT Printing PRINCIPAL PRINTING CUSTODIAL SUPPLIES Misc. supplies/stamps Printing Printing Envelopes PRINCIPAL PRINTING MS PRIN PRINTING MS PRIN PRINTING	47.45 38.24 42.98 74.83 136.75 15.00 29.95 157.20 136.75 76.90 69.28 69.90	895.23
8418	QUILL CORPORATION	09/20/2012	Quill Brand 1/2" Round Ring Binder; View, Black, 3-Ring SUPPLIES Supplies for Food Service Department Supplies to be used all year Supplies to be used all year	167.26 40.37 125.58 233.06 47.19	2,168.60

45

Check Number	Vendor Name	Check Date	Invoice Description	Invoice Amount	Check Amount
			SUPPLIES	10.50	
			SUPPLIES	44.75	
			Quill Brand 1/2"	18.89	
			Round Ring		
			Binder; View,		
			Black, 3-Ring		
			Supplies to be	198.09	
			used all year		
			SUPPLIES	528.61	
			speech supplies	46.39	
			SUPPLIES	447.11	
			SUPPLIES	238.73	
			SUPPLIES	3.60	
			SUPPLIES	9.46	
			SUPPLIES	21.41	
			SUPPLIES	10.58	
			Quill Brand 1/2"	-22.98	
			Round Ring		
			Binder; View,		
			Black, 3-Ring		
8419	Vendor Continued Void	09/20/2012			0.00
8420	Vendor Continued Void	09/20/2012			0.00
8421	QUINLAN & FABISH MUSI	09/20/2012	Various supplies,	39.99	5,970.14
			equipment and		
			sheet music for		
			student use		
			(reeds,		
			mouthpieces,		
			small percussion		
			equipment)		
			Three (3) Eastman	2,937.00	
			Pro-Line Trumpets		
			Conn 6D Pro	2,295.00	

46

Check Number	Vendor Name	Check Date	Invoice Description	Invoice Amount	Check Amount
			Double Horn Various supplies, equipment and sheet music for student use (reeds, mouthpieces, small percussion equipment)	399.00	
			Various supplies, equipment and sheet music for student use (reeds, mouthpieces, small percussion equipment)	49.72	
			Various supplies, equipment and sheet music for student use (reeds, mouthpieces, small percussion equipment)	26.70	
			Various supplies, equipment and sheet music for student use (reeds, mouthpieces, small percussion equipment)	9.50	

47

Check Number	Vendor Name	Check Date	Invoice Description	Invoice Amount	Check Amount
			Various supplies, equipment and sheet music for student use (reeds, mouthpieces, small percussion equipment)	170.75	
			Various supplies, equipment and sheet music for student use (reeds, mouthpieces, small percussion equipment)	42.48	
48	8422 RACKLIN PAINT &	09/20/2012	SUPPLIES Supplies for School Year 2012 - 2013	1,522.96 56.84	1,579.80
	8423 REALLY GOOD STUFF	09/20/2012	classroom supplies	116.32	116.32
	8424 RENAISSANCE LEARNING,	09/20/2012	REAL TIME UPGRADE, SUBSCRIPTION, RENEWAL FEE	4,027.86	4,027.86
	8425 RICHLAND CO TB & PUBL	09/20/2012	HEPATITIS SHOTS -KELLY BERRY	120.00	120.00
	8426 RMH PROFESSIONAL SERV	09/20/2012	TRANS PHYSICALS - SANDY ROSBOROUGH-GADDE 465079 - SHIRLEY CAMPOS	155.77 79.87	235.64

Check Number	Vendor Name	Check Date	Invoice Description	Invoice Amount	Check Amount
8427	ROE 12 - MONTE NEWLIN	09/20/2012	Initial & Refresher Courses for School Year 2012 - 2013	16.00	312.00
			Initial & Refresher Courses for School Year 2012 - 2013	8.00	
			Initial & Refresher Courses for School Year 2012 - 2013	264.00	
			Initial & Refresher Courses for School Year 2012 - 2013	24.00	
8428	ROE 12 - MONTE NEWLIN	09/20/2012	JOSY HART, LORI KOCHER - BRIAN BASED LEARNING	200.00	200.00
8429	RUBENACKER, LORI A	09/20/2012	AUG MILEAGE	9.71	9.71
8430	S & L FOODS PRODUCE,	09/20/2012	FOOD SERVICE SUPPLIES	24.10	903.35
			FOOD SERVICE SUPPLIES	50.40	
			FOOD SERVICE SUPPLIES	68.65	
			FOOD SERVICE SUPPLIES	367.50	
			FOOD SERVICE SUPPLIES	392.70	
8431	S & S WORLDWIDE	09/20/2012	Oaktag Board	133.80	133.80
8432	SCALE FREE	09/20/2012	3 MONTHS SERVICE FOR MS UNIT	610.00	610.00

49

Check Number	Vendor Name	Check Date	Invoice Description	Invoice Amount	Check Amount
8433	SCHOLASTIC MAGAZINES	09/20/2012	Scholastic News Anselment, Lanker, Rodgers, Schonert, Shawver Corrected numbers and corrected names Lets Find Out Anderson-25, Dunn-25, Grundon-25, Harmon-25, Hendrickson-25, Pampe-25	552.50          778.44	1,330.94
8434	SCHOLASTIC LIBRARY PU	09/20/2012	BOOK	2.96	2.96
8435	SCHOLASTIC INC	09/20/2012	2nd Grade AR Book Sets Order will be FAXED to Eileen Parsons Fax No. 877-242-5865 TECH SUPPORT FOR ERES, ERMS, ERHS Read 180 license	1,419.99          6,300.00  8,000.00	15,719.99
8436	Vendor Continued Void	09/20/2012			0.00
8437	SCHOOL SPECIALTY INC	09/20/2012	Teacher gradebooks & lesson plan books Remaining \$54.41 owed for gradebook exchange Math Classroom	204.65          54.41   104.97	5,091.98

50

Check Number	Vendor Name	Check Date	Invoice Description	Invoice Amount	Check Amount
			Supplies		
			Classroom	119.11	
			Supplies		
			Classroom	119.78	
			supplies		
			5-Shelf Library	209.46	
			with Dry Erase		
			Back		
			Classroom supply	26.10	
			money - \$30.00		
			allotted		
			Classroom	22.37	
			Supplies		
			construction	38.90	
			paper for		
			classroom		
			classroom	29.84	
			supplies		
			Classroom	116.44	
			Supplies		
			TA supplies	27.19	
			Classroom	4.13	
			Supplies		
			Supplies	91.67	
			Science supplies	118.63	
			Construction	42.20	
			paper for		
			classroom		
			Art Supplies	22.84	
			Classroom	119.72	
			supplies		
			classroom	113.85	
			supplies		

51

Check Number	Vendor Name	Check Date	Invoice Description	Invoice Amount	Check Amount
			Playground/Supervi sion Supplies	284.26	
			classroom supplies	119.83	
			Classroom Supplies	118.98	
			Classroom Supplies	34.53	
			School Supplies	26.95	
			school supplies	234.23	
			Art Supplies	2,450.45	
			Classroom Supplies	119.44	
			classroom supplies	117.05	
8438	SCHOOLARTS	09/20/2012	1 school arts magazine subscription	19.95	19.95
8439	SOUTH EASTERN SPECIAL	09/20/2012	MARGARET HAHN, DARLENE MILLER - WILSON READING TRAINING - OCT 31, NOV 1 & 2	200.00	200.00
8440	SOUTHERN BUSN MACHINE	09/20/2012	SUPPLIES	427.49	427.49
8441	SPORTS SUPPLY GROUP,	09/20/2012	PE Supplies for 2012-2013 school year. Squishy balls, whiffle balls. Volleyball Uniforms Socks for boys' soccer team	168.48  1,500.00  179.40	1,847.88

52

Check Number	Vendor Name	Check Date	Invoice Description	Invoice Amount	Check Amount
8442	STERNBERG, INC	09/20/2012	Supplies for School Year 2012 - 2013	131.80	131.80
8443	STEVENS REFRIGERATION	09/20/2012	CUSTODIAL SUPPLIES - 68681, 38625, 38674	3,994.04	4,547.29
			CUSTODIAL SUPPLIES	553.25	
8444	SWANN SPECIAL CARE CE	09/20/2012	AUGUST TUITION - STEVIE MUSSON	2,905.82	2,905.82
8445	SYSCO FOOD SERVICE	09/20/2012	Food FY 2012	3,809.77	3,809.77
8446	TELVENT DTN, INC	09/20/2012	Purchased services	2,508.00	2,508.00
8447	TERMINIX	09/20/2012	PEST CONTROL	814.80	1,664.52
			PEST CONTROL	849.72	
8448	THOMSON WEST	09/20/2012	Annual subscription for school law publication	280.56	280.56
8449	THRIFTY HOME MEDICAL	09/20/2012	District Nurses-uniform District Nurses	100.00 100.09	200.09
8450	TONY VINCENT, INC	09/20/2012	SEPTEMBER 10-14, 2012 WORKSHOPS - 2 DAYS AT HS & 3 DAYS AT ES	13,500.00	13,500.00
8451	TRI-STATE FIRE PROTEC	09/20/2012	ANNUAL INSPECTION	400.00	400.00
8452	U S FOODS	09/20/2012	Food FY 2012	579.14	8,170.78
			Food FY 2012	857.65	
			Food FY 2012	1,551.94	
			Food FY 2012	300.11	
			Food FY 2012	671.33	
			Food FY 2012	1,147.26	

53

Check Number	Vendor Name	Check Date	Invoice Description	Invoice Amount	Check Amount
			Food FY 2012	459.70	
			Food FY 2012	572.78	
			Food FY 2012	1,193.46	
			Food FY 2012	581.66	
			Food FY 2012	255.75	
8453	ULTRA-CHEM INC	09/20/2012	DYNAFOAM	135.02	135.02
8454	VALLEY ELECTRIC SUPP	09/20/2012	CUSTODIAL	205.20	375.20
			SUPPLIES		
			CUSTODIAL	170.00	
			SUPPLIES		
8455	VARSITY SPIRIT FASHIO	09/20/2012	Cheer uniforms	1,500.00	1,800.00
			Partial payment of Cheerleading Uniforms	300.00	
8456	VOLK, KARLA J	09/20/2012	AUGUST MILEAGE	19.98	19.98
8457	VOSS LIGHTING	09/20/2012	CUSTODIAL	907.80	1,356.50
			SUPPLIES		
			CUSTODIAL	448.70	
			SUPPLIES		
8458	WABASH VALLEY SERVICE	09/20/2012	Fuel for School Year 2012 - 2013	14,030.76	14,046.40
			CUSTODIAL	15.64	
			SUPPLIES		
8459	WALKER SEAMLESS GUTTE	09/20/2012	SEAMLESS GUTTER ON AUDITORIUM	212.00	1,210.00
			GUTTER ON B/T HOUSE	998.00	
8460	WALSTON, ANDREA	09/20/2012	21ST CENTURY - 4.5 HRS	40.50	40.50
8461	WEST RICHLAND CUSD #2	09/20/2012	GRETCHEN COURTNEY & ASSOCIATIONS WORKSHOP	1,600.00	1,600.00
8462	WEST SALEM MEDICAL CL	09/20/2012	PAMELA LEDEKER -	145.00	145.00

54

Check Number	Vendor Name	Check Date	Invoice Description	Invoice Amount	Check Amount
8463	WHITTLLER, MICHAEL K	09/20/2012	BUS PHYSICAL AUGUST MILEAGE	16.65	16.65
193	Computer		Check(s) For a Total of		282,140.03

	0	Manual	Checks For a Total of	0.00
	0	Wire Transfer	Checks For a Total of	0.00
	0	ACH	Checks For a Total of	0.00
	193	Computer	Checks For a Total of	282,140.03
Total For	193	Manual, Wire Tran, ACH & Computer Checks		282,140.03
Less	0	Voided	Checks For a Total of	0.00
			Net Amount	282,140.03

Check Number	Vendor Name	Check Date	Invoice Description	Invoice Amount	Check Amount
8512	A-1 QUALITY GLASS CO	10/12/2012	Window Repairs for School Year 2012 - 2013 Labor	40.00	40.00
8513	AFPLANSERV	10/12/2012	PLAN BILLING FEE	51.00	51.00
8514	AMEREN ENERGY MARKETI	10/12/2012	ELECTRIC	14,339.82	14,339.82
8515	AMEREN ILLINOIS	10/12/2012	00570-89004, 12751-44013 - SOFTBALL & PKG LOT CAMERA - ELECTRIC	49.93	49.93
8516	AMERICAN SCHOOL COUNS	10/12/2012	Professional Membership	215.00	215.00
8517	APEX COMMUNICATIONS	10/12/2012	Radios for School Year 2012 - 2013 Radio Supplies for School Year 2012 - 2013 Radios repairs for School Year 2012 - 2013	645.00 90.00 120.00	855.00
8518	APPLE, INC	10/12/2012	iPad App Voucher	1,000.00	1,000.00
8519	ARAMARK UNIFORM SERVI	10/12/2012	Red rag service for Auto classes Shop Towel Service for School Year 2012 - 2013	160.86 241.29	402.15
8520	ASCD / ASSN OF SUPERV	10/12/2012	Renewal for ASCD subscription	89.00	89.00
8521	ATWOOD MEDICAL LLC	10/12/2012	BUS PHYSICAL	11.56	11.56
8522	B & H PHOTO VIDEO	10/12/2012	Wireless transmitter and head set	286.55	286.55

57

Check Number	Vendor Name	Check Date	Invoice Description	Invoice Amount	Check Amount
8523	BAYLES, STEFANIE DIAN	10/12/2012	21ST CENTURY - 33.75 HRS	278.44	278.44
8524	BERGER, CHRISTY	10/12/2012	SEPT MILEAGE	18.87	18.87
8525	BILLINGTON, LISA	10/12/2012	SEPT MILEAGE	57.00	57.00
8526	BISHOP, SUSAN	10/12/2012	CHAT CHAT	1,023.13 529.69	1,552.82
8527	BRAUER, SHERRY	10/12/2012	PARENT SUPPORT GROUP - 3 HRS PARENT GROUP - 3.5 HRS	150.00 175.00	325.00
8528	BREWER, ALEXANDRA MAR	10/12/2012	21ST CENTURY - 40.5 HRS	334.13	334.13
8529	BUREAU OF ED & RESEAR	10/12/2012	RACHEL KOCHER - MIDWEST CONFERENCE FOR KINDERGARTEN TEACHERS - DECEMBER 5, 2012 - CONFERMATION # 4368512	229.00	229.00
8530	BUREAU OF ED & RESEAR	10/12/2012	SHERRI SNIDER, AMY MCVICKER, KRISTIE SHOEMAKER, TRACY DOBBS, JILL GREENWOOD, JENNIFER FRITCHLEY, LORI POOL - GUIDED MATH - OCTOBER 25, 2012	1,463.00	1,463.00
8531	BUSHUE BACKGROUND SCR	10/12/2012	BACKGROUND CHECK - KRISTINA SMITH,	156.00	156.00

58

Check Number	Vendor Name	Check Date	Invoice Description	Invoice Amount	Check Amount
8532	BUSSARD, LARRY G	10/12/2012	LAURA SHAN, CHAD GINDER AUGUST, SEPT MILEAGE	341.88	341.88
8533	BYFORD, MICHAEL ALAN	10/12/2012	21ST CENTURY - 45.25 HRS	373.31	373.31
8534	C & C GROUP	10/12/2012	MONTHLY MAINTENANCE	1,228.00	1,228.00
8535	C & T / RICHLAND MOTO	10/12/2012	CUSTODIAL SUPPLIES General Supplies for School Year 2012 - 2013	258.62 397.43	656.05
8536	CD FELLER ENTERPRISES	10/12/2012	CUSTODIAL SUPPLIES	1,578.40	1,578.40
8537	CENTRAL RESTAURANT PR	10/12/2012	KITCHEN SUPPLIES	799.65	799.65
8538	CENTRAL STATES BUS SA	10/12/2012	Supplies for School Year 2012 - 2013	660.97	2,954.28
			Supplies for School Year 2012 - 2013	274.49	
			Supplies for School Year 2012 - 2013	461.28	
			Supplies for School Year 2012 - 2013	164.58	
			Supplies for School Year 2012 - 2013	135.69	
			Supplies for School Year 2012	931.68	

59

Check Number	Vendor Name	Check Date	Invoice Description	Invoice Amount	Check Amount
			- 2013 Supplies for School Year 2012	245.60	
			- 2013 Supplies for School Year 2012	79.99	
8539	CHARLESTON INK	10/12/2012	PE Uniforms	3,149.00	3,149.00
8540	CHARLESTON ENGINEERIN	10/12/2012	SURVEY B/T LOT	397.50	397.50
8541	CHARLEY, INC	10/12/2012	Laptop Repair	56.21	2,443.21
			POE INJECTOR	51.00	
			Tonor	80.00	
			Printer	1,525.00	
			cartridges for MS printers		
			BATTERY	72.00	
			Laptop from Charley's Hewlett Packard Probook 4530S with 3 yr warranty \$659 for ERES Library	659.00	
8542	CHART DISTRIBUTION GR	10/12/2012	Supplies for School Year 2012 - 2013	49.91	49.91
8543	CJ INFLATABLES	10/12/2012	INFLATABLES	375.00	375.00
8544	CURTIS 1000 SOUTHEAST	10/12/2012	2500 - #9 WINDOW ENVELOPES WITH SPEEDI SEAL	457.25	457.25
8545	DATA MANAGEMENT SHRED	10/12/2012	SHREDDING SERVICES	117.00	117.00
8546	DEMCO, INC	10/12/2012	library supplies	284.13	284.13
8547	DEWEESE, SHARI A	10/12/2012	SEPT MILEAGE	16.65	16.65

09

Check Number	Vendor Name	Check Date	Invoice Description	Invoice Amount	Check Amount
8548	DOLL'S INC	10/12/2012	sand, gravel, cement for concrete molds HALL ST	20.25 5,095.00	5,115.25
8549	DORIS BROS TROPHIES	10/12/2012	T-SHIRTS, SWEATSHIRTS ID BADGES	139.00 116.00	255.00
8550	DOUBLERADIUS, INC	10/12/2012	Wireless Access Points	1,033.85	1,033.85
8551	EAGLESON AUTOMOTIVE C	10/12/2012	DISTRICT VEHICLES - PARTS & REPAIR Driver Education car repairs. Driver Education vehicle parts Driver Education car repairs. Driver Education vehicle parts	68.08 65.00 35.06 42.00 41.72	251.86
8552	EAGLESON, WESLEY	10/12/2012	STUDENT WORKER - 44 HRS	363.00	363.00
8553	EBSCO	10/12/2012	magazine database magazine subscriptions	158.00 275.52	433.52
8554	EFFINGHAM CUSD #40	10/12/2012	IASBO SOUTHEAST REGION ANNUAL DUES - 7/1/12 - 6/30/13	15.00	15.00
8555	ERCU # 1	10/12/2012	21ST CENTURY LITTLE WONDERS GRANDPARENTS DAY INTERAGENCY MEETING	520.74 730.12 87.00 283.04	2,159.34

61

Check Number	Vendor Name	Check Date	Invoice Description	Invoice Amount	Check Amount
			PARENTING	94.00	
			WORKSHOP		
			PARENTING	26.60	
			WORKSHOP		
			PRE-K SUPPLIES	69.00	
			Ercu#1	96.50	
			Principal's	43.36	
			Breakfast 9/18/12		
			Food service for	166.52	
			Open House		
			Food Service for	42.46	
			meetings		
8556	ERHS	10/12/2012	Yearbooks for	400.00	400.00
			board & copy for		
			district office		
8557	ERMS	10/12/2012	FITNESS CENTER	75.00	75.00
			EQUIPMENT USE		
8558	FATHOM MEDIA, INC	10/12/2012	Projector Bulbs	1,106.00	1,106.00
8559	FEHRENBACHER OIL CO,	10/12/2012	Bus Inspections	123.00	123.00
			for School Year		
			2012 - 2013		
8560	FEHRENBACHER TRUCK RE	10/12/2012	Labor for School	166.00	417.50
			Year 2012 - 2013		
			Labor for School	135.00	
			Year 2012 - 2013		
			Labor for School	116.50	
			Year 2012 - 2013		
8561	FISHER AUTO PARTS	10/12/2012	General Supplies	200.90	200.90
			for School Year		
			2012 - 2013		
8562	FLOYD'S WELDING SERVI	10/12/2012	CUSTODIAL	97.64	97.64
			SUPPLIES		
8563	FOLLETT LIBRARY RESOU	10/12/2012	Book order for	671.88	1,090.27

29

Check Number	Vendor Name	Check Date	Invoice Description	Invoice Amount	Check Amount
			ERES Library - 55 fiction books & processing - ordered online books	418.39	
8564	FORYS, MARGARET D	10/12/2012	21ST CENTURY SUPPLIES	33.96	33.96
8565	FOX RIVER FOODS, INC	10/12/2012	supplies for Fy12 supplies for Fy12 supplies for Fy12	4,396.83 9,994.16 5,122.92	19,513.91
8566	FREY SCIENTIFIC	10/12/2012	Classroom Supplies	512.26	512.26
8567	FROHNING, MARY	10/12/2012	Kindermusik Mary Frohning	50.00	50.00
8568	GEIER, SHERRY L	10/12/2012	21ST CENTURY	248.29	248.29
8569	GOODMAN SUPPLY INC	10/12/2012	Jackets welding supplies, rods, gas, o2, argon, wire, hoses, gloves, etc	669.85 436.21	1,106.06
8570	GROVE, BRANDIS J	10/12/2012	SEPTEMBER MILEAGE	86.03	86.03
8571	H & H MUSIC, INC	10/12/2012	Instrument repair to be used all year	18.00	18.00
8572	HARDY BRAKE & ELECTRI	10/12/2012	Supplies for School Year 2012 - 2013 Supplies for School Year 2012 - 2013 Supplies for	426.19 -40.00 974.53	1,300.72

63

Check Number	Vendor Name	Check Date	Invoice Description	Invoice Amount	Check Amount
			School Year 2012 - 2013 Supplies for School Year 2012 - 2013	-60.00	
8573	HARRISON, CANDICE A	10/12/2012	SEPT MILEAGE	42.18	42.18
8574	HEARTLAND PAYMENT SYS	10/12/2012	Software for Food Service	660.00	660.00
8575	HILLYARD/ST LOUIS	10/12/2012	CUSTODIAL SUPPLIES CUSTODIAL SUPPLIES	41.81 262.48	304.29
8576	HONEYWELL INTERNATION	10/12/2012	FIRE ALARM SYSTEM - SERVICE & PARTS	1,465.00	1,465.00
8577	HOPKINS, SHAUN ROBERT	10/12/2012	21ST CENTURY -41.5 HRS	342.38	342.38
8578	Vendor Continued Void	10/12/2012			0.00
8579	Vendor Continued Void	10/12/2012			0.00
8580	HOUCHENS FOODS NORTH	10/12/2012	Materials and supplies to be used throughout the school year - will purchase in Olney, Illinois	9.76	378.81
			Materials and supplies to be used throughout the school year - will purchase in Olney, Illinois	3.28	
			IGA ~ Food and supplies to be used in Culinary	24.98	

64

Check Number	Vendor Name	Check Date	Invoice Description	Invoice Amount	Check Amount
			Arts 1 & 2, throughout the year.		
			Materials and supplies to be used throughout the school year - will purchase in Olney, Illinois	31.42	
			Misc.	13.11	
			Supplies/Food for Meetings		
			Misc.	7.99	
			Supplies/Food for Meetings		
			IGA ~ Food and supplies to be used in Culinary	9.12	
			Arts 1 & 2, throughout the year.		
			Materials and supplies to be used throughout the school year - will purchase in Olney, Illinois	12.45	
			IGA ~ Food and supplies to be used in Culinary	2.99	
			Arts 1 & 2, throughout the year.		

65

Check Number	Vendor Name	Check Date	Invoice Description	Invoice Amount	Check Amount
			6 eggs purchased for use in an osmosis lab	0.95	
			IGA ~ Food and supplies to be used in Culinary Arts 1 & 2, throughout the year.	48.84	
			food for FY12-IGA	189.39	
			SUPPLIES	10.98	
			SUPPLIES	13.55	
8581	HP PRODUCTS	10/12/2012	CUSTODIAL	137.89	137.89
			SUPPLIES		
8582	HURSTA, KATHY	10/12/2012	BABYSITTING - 2 HRS	30.00	60.00
			21ST CENTURY- 2 HRS	30.00	
8583	IBC WONDER / HOSTESS	10/12/2012	Bakery Products FY2012 - STATEMENT DATE 8/18, 9/1, 9/8, 9/15, 9/22	2,662.81	2,662.81
8584	IL DEPT OF PUBLIC HEA	10/12/2012	ASBESTOS WORKER RENEWAL FEES FOR DAVE GOFF & RANDY REEVES	50.00	50.00
8585	IL GYMNASTICS CLUB	10/12/2012	Illinois Gymanstics Club (Open Gym)	50.00	50.00
8586	INTERSTATE BATTERY OF	10/12/2012	Supplies for School Year 2012 - 1013	317.85	317.85

99

Check Number	Vendor Name	Check Date	Invoice Description	Invoice Amount	Check Amount
8587	ITA/INDEPENDENT TELEC	10/12/2012	REPAIR DEFECTIVE JACK & PARTS	614.75	614.75
8588	IVY'S COTTAGE, LLC	10/12/2012	Flowers to be ordered as needed FLOWERS	54.00 75.00	129.00
8589	J A SEXAUER, INC	10/12/2012	SUPPLIES	423.95	423.95
8590	JOHN D HURN & SON, IN	10/12/2012	CUSTODIAL SUPPLIES	192.84	192.84
8591	JONES SCHOOL SUPPLY C	10/12/2012	Certificate Borders and Papers	17.75	17.75
8592	JOSTENS	10/12/2012	Diplomas, Graduation Gowns, Hoods, Top Ten Medals, Val/Sal Medals	17.49	17.49
8593	JUNIOR LIBRARY GUILD	10/12/2012	subscription to 4 levels of Junior Library Guild	684.00	684.00
8594	JW PEPPER & SON, INC	10/12/2012	Sheet Music Sheet Music Sheet Music	27.49 102.22 56.24	185.95
8595	KIRBY RISK SUPPLY CO	10/12/2012	SUPPLIES	112.59	112.59
8596	KOCHER, DAWN M	10/12/2012	SEPT MILEAGE	149.85	149.85
8597	KOWA, JACOB CARL	10/12/2012	21ST CENTURY - 10.25 HRS	84.56	84.56
8598	KRUEGER INTERNATIONAL	10/12/2012	Desk	653.60	653.60
8599	LANDRY, RICHARD	10/12/2012	PRESENTATION - OCTOBER 25, 2012	345.00	345.00
8600	LANTER DISTRIBUTING L	10/12/2012	Commodity Deliveries FY2012	516.97	516.97
8601	LEGO EDUCATION	10/12/2012	Lego Serious Play Reflections Kit/	7,983.99	7,983.99

Check Number	Vendor Name	Check Date	Invoice Description	Invoice Amount	Check Amount
8602	LORENZ SUPPLY CO	10/12/2012	ATTN Steffanie Forbes CUSTODIAL SUPPLIES	152.48	331.48
			CUSTODIAL SUPPLIES	96.50	
			CUSTODIAL SUPPLIES	82.50	
8603	MADDEN, JACQUELINE D	10/12/2012	SEPT MILEAGE	54.19	54.19
8604	MARATHON TIRE SERV, I	10/12/2012	Supplies for School Year 2012 - 2013	9.00	137.85
			Labor for School Year 2012 - 2013	35.00	
			TIRE REPAIR	78.85	
			TIRE REPAIR	15.00	
8605	MATRIX INTEGRATION LL	10/12/2012	Cisco SmartNet	6,127.31	6,127.31
8606	MCCLURE, DEBORAH L	10/12/2012	SEPT MILEAGE	51.06	51.06
8607	MCMaster-CARR SUPPLY	10/12/2012	CUSTODIAL SUPPLIES	247.91	247.91
8608	MEDCO SUPPLY COMPANY	10/12/2012	HEARTSTART ONSITE ADT SMART, INF/CHLD	384.51	384.51
8609	MID-WEST TRUCKERS ASN	10/12/2012	Drug Testing for Bus Drivers for School Year 2012 - 2013	65.75	65.75
8610	Vendor Continued Void	10/12/2012			0.00
8611	MILLER OFFICE EQUIPME	10/12/2012	Repair on Teacher Workroom Copiers Parts/Supplies for Teacher Workroom Copiers	54.00 210.00	3,206.00

88

Check Number	Vendor Name	Check Date	Invoice Description	Invoice Amount	Check Amount
			Toner	451.00	
			ERES PART & REPAIR SUPPLIES	280.00 151.00	
			Labor/Parts for Color Copier MX 350 Copier	317.00 48.00	
			Repair/Faculty Lounge Copier	373.00	
			Supplies(Staples)/ Faculty Lounge Copier	58.00	
			Repair/Faculty Lounge Copier	373.50	
			Supplies(Staples)/ Faculty Lounge Copier Supplies (Staples)/Faculty Lounge	117.50	
			Repair on teachers workroom copier	48.00	
			Parts/Supplies for Teacher Workroom Copiers	210.00	
			Repair on Teacher Workroom Copiers	48.00	
			Parts/Supplies for Office Copier	206.00	
			Labor/Parts for	30.00	

69

Check Number	Vendor Name	Check Date	Invoice Description	Invoice Amount	Check Amount
			Color Copier MX 350 Labor/Parts for Color Copier MX 350	126.00	
			File cabinet keys Hon model H4029P slide-away keyboard 24" Installed	20.00 85.00	
8612	MITCHELL, BRANDI G	10/12/2012	REIMBURSE LICENSE	66.00	66.00
8613	MITCHELL, MARTY	10/12/2012	REIMBURSE LICENSE	139.80	139.80
8614	MONOPRICE, INC	10/12/2012	Cables/Adapters cables and surge protectors for Apple TV	85.88 118.67	204.55
8615	MURRAY, PAMELA S	10/12/2012	SEPTEMBER MILEAGE	26.64	26.64
8616	NATIONAL GEOGRAPHIC S	10/12/2012	National Geographic Grade 3 & Whittler-Pioneer Edition Grade 4-Pathfinder Edition	1,320.00	1,320.00
8617	NORDISCO.COM	10/12/2012	Tarifold Magnetic Back Reference Rack Tarifold Magnetic Back Reference Rack	56.88 56.88	113.76
8618	OLNEY CENTRAL COLLEGE	10/12/2012	Automotive Class Agreement Auto Body Class	225.00 150.00	375.00

70

Check Number	Vendor Name	Check Date	Invoice Description	Invoice Amount	Check Amount
8619	OLNEY QUALITY ELECTRI	10/12/2012	Agreement CUSTODIAL REPAIR	3,000.00	3,250.00
			CUSTODIAL REPAIR	250.00	
8620	PETRA INDUSTRIES, INC	10/12/2012	Otterbox	489.07	489.07
8621	PIZZA FAST / SUB FAST	10/12/2012	Pizza fast lunch	10.50	314.75
			Pizza fast lunch	15.75	
			Pizza fast lunch	93.50	
			Pizza fast lunch	53.00	
			Pizza fast lunch	66.75	
			Pizza fast lunch	75.25	
8622	POOL'S BARGAIN CENTER	10/12/2012	Supplies for School Year 2012 - 2013	31.96	31.96
8623	PRAIRIE FARMS DAIRY,	10/12/2012	Dairy Products FY 2012	12,679.45	12,679.45
8624	PRINTFORCE, INC	10/12/2012	Printing	62.50	474.75
			DISTRICT	216.20	
			LETTERHEAD		
			Printing	129.75	
			100 Cumulative	66.30	
			Records, 8.5 x 11		
			250 Transcript		
			Cards, 8.5 x 11		
8625	QUILL CORPORATION	10/12/2012	Supplies for Food Service	51.49	253.60
			Department		
			Supplies for Food Service	67.47	
			Department		
			SUPPLIES	8.80	
			PRE-K SUPPLIES	6.67	
			Office supplies	59.54	
			Office Supplies	59.63	

71

Check Number	Vendor Name	Check Date	Invoice Description	Invoice Amount	Check Amount
8626	RICHLAND COUNTRY CLUB	10/12/2012	Golf balls	360.00	360.00
8627	RIDGELY, SUZANNA	10/12/2012	SEPT MILEAGE	7.49	7.49
8628	RMH PROFESSIONAL SERV	10/12/2012	ATHLETIC TRAINER	5,000.00	5,000.00
8629	RUBENACKER, LORI A	10/12/2012	SEPT MILEAGE, TICKETS FOR WORKSHOP	35.25	35.25
8630	S & L FOODS PRODUCE,	10/12/2012	FOOD SERVICE SUPPLIES	535.45	535.45
8631	SCHOLASTIC INC	10/12/2012	Scholastic Math Subscription for Jason Smith Scope magazines	154.00 93.50	247.50
8632	SCHOOL HEALTH CORP	10/12/2012	Nurses Budget District nurses	875.46 22.15	897.61
8633	SCHOOL LIBRARY JOURNA	10/12/2012	Renewal for School Library Journal for ERES Library - upgrade to include Book Verdict K-12 Pro	105.99	105.99
8634	SCHOOL SPECIALTY INC	10/12/2012	Teacher gradebooks & lesson plan books Teacher gradebooks & lesson plan books CREDIT - RETURNED BLACK CONSTRUCTION PAPER Parent Center Supplies speech supplies	565.15 -265.20 -7.36 22.76 108.99	4,215.13

72

Check Number	Vendor Name	Check Date	Invoice Description	Invoice Amount	Check Amount
			poster board	161.94	
			Badge Holder	11.92	
			Proximity		
			Horizontal pack		
			of 50		
			Classroom	115.73	
			Supplies		
			art supplies	3,353.20	
			Classroom	29.62	
			supplies		
			Classroom	118.38	
			Supplies		
8635	SETON	10/12/2012	AED Signs	48.60	72.45
			AED Signs 2 Way	23.85	
			View (Shortage		
			from PO		
			3001300263)		
8636	SIMPSON, CHRIS A	10/12/2012	SEPT MILEAGE	76.04	76.04
8637	SKEETER KELL SPORTING	10/12/2012	girls bball	1,702.00	1,702.00
			uniforms		
8638	SMITH, JASON T	10/12/2012	Edhelper.com	35.98	35.98
			subscription. I		
			will use my		
			personal credit		
			card to		
			subscribe. I will		
			then ask for		
			reimbursement		
8639	SOUTH EASTERN SPECIAL	10/12/2012	QUARTERLY	78,662.50	78,662.50
			OBLIGATIONS		
8640	SPORTS SUPPLY GROUP,	10/12/2012	Soccer jersey	124.00	124.00
8641	STARFALL EDUCATION	10/12/2012	More Starfall	270.00	270.00
8642	STATE FIRE MARSHALL	10/12/2012	STATE INSPECTION	285.00	285.00

73

Check Number	Vendor Name	Check Date	Invoice Description	Invoice Amount	Check Amount
8643	STERNBERG, INC	10/12/2012	FEE, CERTIFICATE FEE Supplies for School Year 2012 - 2013	97.40	223.72
			Supplies for School Year 2012 - 2013	108.19	
			Supplies for School Year 2012 - 2013	18.13	
8644	STEVENS REFRIGERATION	10/12/2012	CUSTODIAL SUPPLIES	1,993.00	1,993.00
8645	SWANN SPECIAL CARE CE	10/12/2012	SEPT TUITION - STEVIE MUSSON	2,400.46	2,400.46
8646	SYSCO FOOD SERVICE	10/12/2012	Food FY 2012	4,815.36	4,815.36
8647	TERMINIX	10/12/2012	PEST CONTROL	814.80	814.80
8648	U S FOODS	10/12/2012	Food FY 2012 - 4998953, 5880678, 5981089, 5496224, 5496223, 5627289, 5981090, 5754456, 5627290, 898667, 5754457, 5880677, 8991438, 5496222, 5627288, 5815150, 5981162, 5754455, 5880676	7,361.41	7,361.41
8649	VAAL, SARAH K	10/12/2012	MILEAGE -AUGUST, SEPTEMBER	132.10	132.10
8650	VALLEY ELECTRIC SUPP	10/12/2012	SUPPLIES SUPPLIES	1,167.85 86.64	1,254.49
8651	VOLK, KARLA J	10/12/2012	SEPT MILEAGE	31.64	31.64

74

Check Number	Vendor Name	Check Date	Invoice Description	Invoice Amount	Check Amount
8652	WABASH VALLEY SERVICE	10/12/2012	HS BB FIELD SUPPLIES	72.50	23,117.70
			Fuel for School Year 2012 - 2013	23,045.20	
8653	WALMART COMMUNITY BRC	10/12/2012	Materials and supplies to be used throughout the school year - will be purchased in Olney, Illinois	31.90	31.90
8654	WARD'S NATURAL SCIENC	10/12/2012	Classroom Supplies	112.15	146.39
			Nealis science supplies	34.24	
8655	WARTHER WOODWORKING	10/12/2012	RETIREMENT BELL - JERVAISE MCDANIEL	66.95	66.95
8656	WESNER, CYNTHIA A	10/12/2012	REIMBURSE LICENSE	66.00	66.00
8657	WHITE SQUIRREL MINI G	10/12/2012	MINATURE GOLF	492.00	492.00
	146	Computer	Check(s) For a Total of		257,491.05

75

	0	Manual	Checks For a Total of	0.00
	0	Wire Transfer	Checks For a Total of	0.00
	0	ACH	Checks For a Total of	0.00
	146	Computer	Checks For a Total of	257,491.05
Total For	146	Manual, Wire Tran, ACH & Computer	Checks	257,491.05
Less	0	Voided	Checks For a Total of	0.00
			Net Amount	257,491.05

DISTRICT PAYROLL  
EAST RICHLAND COMMUNITY UNIT DISTRICT NO. 1  
October 18, 2012

The district payroll for the month of October 2012, for personnel on regular employment status, is the same as the payroll for the month of September 2012, with the following:

ADDITIONS: Amy Rhoads, ERMS Secretary

DELETIONS: None

CHANGES None

Name	Gross
ALEXANDER, MARGO D	3,502.26
ALLEN, LINDA L	1,317.34
ALLEN, LORI	3,991.68
ANDERSON, JOYCE A	4,373.96
ANDERSON, LEE S	3,901.73
ANGLE, AMY J	1,119.08
ANGLE, DAVID R	2,133.29
ANGLE, LILLIAN C	195.5
ANSELMANT, MARK E	2,959.68
ANSELMANT, MEGAN B	2,794.20
ATEN, CARL H	85
ATKINS, BENJAMIN R	3,527.50
ATKINS, VERALEE M	59.5
BAKER, DIXIE R	2,235.68
BARE, GENNIE L	1,773.14
BATEMAN, PHYLLIS	1,149.05
BAYLES, RICHARD A	3,920.96
BEARD, ASHLEY M	801.62
BEARD, BRENDA L	1,354.37
BELCHER, MELISSA J	246.5
BENT, ANN D	3,242.66
BERGER, CHRISTY	3,502.26
BERRY, BRANDON M	218.63
BERRY, KELLY S	2,309.78
BETTIS, COMELIA G	1,230.85
BETTIS, JULIE A	4,133.84
BEYERS, CANDACE L	4,507.84
BILLINGTON, KIMBERLY D	1,188.20
BILLINGTON, LISA	3,981.12
BIRK, JILL A	85
BLACKFORD, EMILY A	3,030.62
BLANK, CYNTHIA M	1,902.04
BLANK, HOLLY H	4,148.90
BOEHL, JEANA L	1,652.66
BORAH, CHRISTINE M	1,649.31
BOTKIN, AMY L	1,632.10
BRANSTETTER, CONNIE F	323.01
BROMELING, NAKARIN JEBEDIAH	76.31
BROOKS, MARY L	2,956.52
BROWN, AMBER	717.26
BROWN, ANGEL L	1,475.82
BUNTING, GENA	1,475.82
BURGENER, CHARISSA	3,623.36
BUSS, MELISSA M	1,910.76
BUSSARD, KIMILA D	4,499.76
BUSSARD, LARRY G	10,058.78

BYFORD, DONITA	363.38
CAMPOS, SHIRLEY A	1,208.09
CARLSON, PATRICIA T	3,845.30
CARMODY, DAVID	5,538.00
CARMODY, LUKAS D	340
CAST, RODNEY W	331.5
CATT, AMANDA LYNN	3,834.04
CAULFIELD, ANITA M	382.5
CAVALIER, MICHAEL A	4,522.54
CLARK, PATRICIA	4,960.30
CLODFELTER, JULIE D	3,727.76
COMBS, ERIC W	3,734.56
CORRELL, ADAM J	85
COTTERELL, WILMA K	42.5
CRACKEL, JANICE E	1,190.00
CUMMINS, BRYAN	3,920.96
DAMM, RITA A	1,665.93
DAVIS, ANGELA M	4,457.68
DAVIS, LESLIE A	1,074.24
DAVIS, PATTI J	4,791.16
DEIMEL, NANCY J	4,253.30
DELKS, NATHAN E	2,222.92
DEMEYER, NANCY L	1,202.16
DENTON, MACKENZIE T	3,069.92
DENTON, RYAN D	3,012.68
DEWEESE, SHARI A	2,443.84
DOAN, LONNIE	3,250.94
DOBBS, CURTIS W	4,307.88
DOBBS, TRACY L	3,920.96
DOLL, GWYNE M	3,248.26
DORIS, TAMI L	1,295.81
DOSS, JUNE E	1,863.28
DUNN, MELISSA A	4,173.44
EAGLESON, DENYSE L	3,847.86
EDWARDS, CRYSTLE L	6,653.54
ELLISON, DEBORAH E	4,563.02
ELLISON, JENNIFER L	1,475.82
ERWIN, MELISSA D	3,590.04
FEHRENBACHER, KIMBERLY	2,830.10
FLANAGAN, KRISTIN D	3,920.96
FLANAGAN, ROBERT W	3,995.46
FLEMING, JULIE L	3,417.62
FOERSTER, KASEY L	774.4
FORYS, ALLEN A	154
FORYS, MARGARET D	154
FOUST, PATRICIA J	1,295.80
FOX, MINDY K	1,414.70

FRAZIER, JANE L	5,112.30
FRICHTL, STACEY JO	170
FRITCHLEY, JENNIFER M	3,623.54
FRITSCHLE, JOYCE D	3,920.96
FRYMAN, AMY	57.38
FULK, AMY E	1,157.10
FULK, VICKY D	2,145.57
GARDNER, KRISTINA L	3,069.92
GARDNER, MICHAEL M	2,745.91
GARRETT, ELIZABETH A	3,590.04
GASSMANN, LOUIS H	4,219.98
GAWTHORP, JENNIFER J	154
GEIER, SHERRY L	4,452.84
GINDER, AMANDA N	3,206.68
GINDER, CHERYL A	1,073.73
GINDER, NANCY L	1,632.10
GOFF, DAVID	5,350.26
GOFF, DONNA L	1,834.64
GOSS, ROBIN D	382.5
GRAY, SHERI	2,974.12
GREENWOOD, JILL R	3,372.86
GROVE, BRANDIS J	2,690.98
GROVES, CHAD E	42.5
GROVES, MARSHA L	5,601.10
GROVES, MICHAEL W	4,777.12
GROVE, MONICA N	808.49
GRUNDON, CINDY C	4,252.72
HAGAN, DIANA L	3,995.46
HAGAN, ERICA L	255
HAHN, MARGARET A	4,019.26
HAHN, SUZANNE	10,033.28
HALLAM, AMY S	3,590.04
HANES, MARY J	297.5
HANNA, SHIRLEY M	1,258.40
HARDY, ERIN T	3,012.68
HARMON, SHERRY S	3,128.26
HARRISON, CANDICE A	2,046.00
HART, CYNTHIA K	1,695.64
HARTLEROAD, DANNY L	162
HARTRICH, JANETH M	85
HAUSSY, NATASHA J	393.75
HAUSSY, SUSAN R	1,475.82
HEARN, JENIFER A	3,440.64
HENDERSON, NORMAN D	7,403.70
HENDRICKSON, BRENDA	3,502.26
HIXON, THOMAS R	1,427.63
HOLDER, ZACHARY R	297.5

HOLSTRUM, KIMBERLY J	85
HOLT, MARILYN J	13,896.22
HOLTZ, SONJA R	2,677.34
HOUCHIN, AMANDA N	3,502.42
HOUCHIN, DARRELL W	4,099.54
HOUCHIN, KIMBERLY J	3,106.99
HOUGH, SHANNON L	3,944.30
HOUT, JODY K	3,568.80
HULETT, DAKODA W	1,906.63
HUNT III, JOE F	2,100.00
HUNT, SHIRLEY A	2,602.04
INGRAM, ALDA B	1,169.40
INGRAM, HEATHER E	3,727.76
INYART, BRENT A	3,982.24
JARVIS, BOBBIE L	2,522.08
JARVIS, SAMUEL L	1,381.02
JENNER, BRENDA D	3,925.18
JOHNSON, COURTNEY L	42.5
JONES, EMILY K	3,309.98
JONES, GARY N	2,726.98
JONES, KALENDA R	187
JULIAN, AMY L	3,879.60
KAERICHER, CHELSEA J	3,039.10
KAERICHER, DAWN R	1,475.82
KATER, LORI A	846.7
KERMICLE, BONNIE L	2,874.82
KEYS, JOY L	940.94
KING, MELINDA D	3,876.20
KIRBY II, ROBERT R	3,780.16
KLINGLER, STEPHANIE L	2,830.10
KNISS, CARA B	3,058.88
KOCHER, BECKY S	892.32
KOCHER, DAWN M	3,705.70
KOCHER-COAN, LINDA	1,837.54
KOWA, J C	4,237.54
KUENSTLER, BRIANNE	3,557.00
KUHLIG, JANET L	3,489.34
LAFACE, JANE A	4,336.02
LANKER, LINDA M	4,133.84
LATHROP, BOBBIE J	3,305.68
LATHROP, JENNIFER L	3,436.96
LEAF, JESSICA	269.4
LECRONE, CHAD E	7,014.90
LECRONE, KRISTINA A	3,132.52
LEDEKER, PAMELA K	2,834.99
LEE, DAVID W	1,633.32
LEIST, JANET S	1,136.80

LEIST, MARC A	4,286.10
LEIST, PATRICIA E	5,145.16
LESLIE, REBECCA R	3,248.46
LESLIE, THOMAS L	3,337.08
LINDSEY, LEANN S	940.94
LOCKLEY, CYNTHIA K	5,155.70
LUTZ, ALECIA P	42.5
LYNN, GINA L	3,012.68
MADDEN, JACQUELINE D	4,008.45
MASCHHOFF, HEATHER	1,350.00
MAXEY, CONNIE F	2,224.28
MCCLLENATHAN, NANCY L	4,093.42
MCCLEAVE, ROBERTA J	3,995.46
MCCLURE, DEBORAH L	2,690.96
MCDONALD, JIMETTA L	1,171.93
MCVICKER, AMY M	3,798.60
MICHELS, JOYCE E	4,672.38
MICHELS, LINDA J	42.5
MICHELS, SUZANNE	3,590.04
MICHL, LINDA S	963.39
MILAM, HILLARY B	1,447.60
MILLER, CHERYL	127.5
MILLER, DARLENE J	3,523.10
MILLER, KIMBERLY K	1,632.10
MILLER, MELISSA M	3,636.60
MITCHELL, BRANDI G	741.75
MITCHELL, MARTY	210
MORGAN, GINA E	892.32
MOSBEY, DEVEN L	3,392.96
MUFFLER, ALICIA A	3,088.20
MULLENS, MARY C	1,475.82
MURRAY, PAMELA S	4,068.72
MUSIC, MATTHEW J	3,523.10
NEALIS, BRADLY C	3,727.76
OCHS, KRISTY J	4,465.84
OCHS, MARY A	1,474.24
PAGE, KENDRA J	3,636.60
PAGE, WILLIAM D	4,019.26
PAMPE, JANICE	3,847.86
PAMPE, LISA K	4,095.62
PEAK, JANE	85
PETRELLA, RALPH J	3,636.46
PETTY, BETH G	4,940.94
PHILLIPS, KAREN S	1,640.90
PHILLIPS, ROBERT L	659.5
PHILLIPPE, SAMANTHA	2,690.96
PINKSTON, SANDRA D	85

POOL, LORI	3,329.68
POWELL, MATTHEW M	3,309.98
POWELL, MICHELLE	3,636.60
RANDOLPH, ETHAN	1,479.00
RAYMOND, RUTH A	4,255.10
REDMAN, AMANDA L	3,187.70
REDMAN, JUDITH	1,775.78
REDMAN, KRISTEN L	3,906.88
REEVES, RANDY K	2,885.48
REID, YVONNE K	1,080.77
REYNOLDS, MICHELE L	1,261.64
RHOADS, AMY	633.95
RIDGELY, SUZANNA	1,524.72
RISTVEDT, SHANNONE M	1,299.56
ROARK, RYAN K	5,875.24
RODGERS, KACIE N	2,690.98
RODGERS, TRACEY L	1,175.98
ROSBOROUGH-GAEDE, SANDRA L	2,066.81
ROSE, RAE	1,076.92
ROUSH, JANET	81
RUBENACKER, LORI A	3,727.76
RUNYON, MARCIA A	1,775.82
RUNYON, MELISSA A	870.42
RUSK, AMY L	3,030.62
RUSK, JULIE	1,504.90
RUSSELL SR, JEFFREY	486
SAUL, BARBARA A	212.5
SCHERER, AIMEE KRISTINA	607.93
SCHMUCKER, JULIE R	1,475.82
SCHONERT, MARIDEL F	5,943.02
SCHWARTZ, PAMELA B	75
SCOTT, HEATHER L	892.5
SEESSENGOOD, BRENDA L	2,161.47
SEILER, ANITA J	1,532.94
SHAMHART, JAMIE L	1,157.10
SHAN, LESLIE K	595
SHAWVER, ALEXIS B	2,901.38
SHILLING, LISA A	997.49
SHOEMAKER, KRISTIE L	2,918.66
SIMPSON, CHRIS A	8,421.28
SIMPSON, MICHELLE L	4,212.38
SLANKARD, SHERRY	3,454.60
SMITH, JASON T	3,828.60
SMITH, MELINDA	3,372.86
SNIDER, SHERRI A	3,981.12
SPICER, RYAN	3,590.02
STADGE, DANIEL R	76.5

STEBER, CATHERINE A	1,429.04
STEBER, MARK	5,197.78
STEPHENS, CAMILLE A	3,692.40
STERCHI, SUSAN R	4,423.82
STEVENSON, SUSAN J	1,475.82
STIVERS, BETTY B	1,475.82
STOKICH, PATRICIA A	1,251.26
SWINSON, DONNA S	1,632.10
TAHTINEN, TIMOTHY A	1,699.86
TAYLOR, CHAD E	3,523.12
TAYLOR, LISA K	1,257.14
TENNYSON, DENNIS	3,965.54
TENNYSON, MEGAN N	85
THOMANN, ANDREW C	6,846.76
THOMAS, TONYA M	85
THUFTEDAL, TASHA S	3,523.10
TOLBERT, JUDY	1,479.20
TOTTEN, DANIEL L	1,259.22
TOTTEN, RUTH E	480.26
TRAVIS, SHELLEY A	3,309.98
TYLER, JAMIE L	3,601.26
URFER, LOREN A	2,130.92
VAAL, JAMES D	4,252.68
VAAL, SARAH K	2,421.06
VANDYKE, JAMIE L	4,556.14
VANDYKE, JESSICA P	3,309.98
VANMATRE, CHRISTINA A	3,329.68
VELAZQUEZ CHACON, LORENA E	1,001.80
VOLK, KARLA J	1,293.60
VOLK, PAULINE	1,377.22
WAGNER, DARLETA D	964.24
WALDHOFF, ROY R	5,485.86
WALKER, TERRIL	467.5
WALLACE, NANCY A	5,839.20
WASHBURN, BRENDA J	4,333.54
WAXLER, ELVA	467.5
WEBSTER, LESLIE E	5,021.04
WEIDNER, JENNIFER L	3,492.68
WEITKAMP, LORI L	3,131.62
WEITKAMP, WARREN D	3,248.26
WESNER, CYNTHIA A	1,243.73
WEST, PAULA J	3,842.60
WESTALL, CHERYL L	1,901.36
WESTALL, LORI A	3,658.26
WHEELER, HEATHER L	3,012.68
WHEELER, KLAYTON E	4,019.24
WHITING, TERRY L	3,744.74

WHITTLER, MICHAEL K	6,531.86
WHITTLER, SARAH E	3,376.48
WILLIAMS, BRITTANIA J	1,270.57
WILLIS, LEAH K	1,475.82
WILSON, CATHY L	3,674.55
WILSON, DON	3,091.46
WILSON, LELA M	1,372.22
WINGERT, JANE	1,834.64
WINTERS, SHANNON L	4,252.72
WISNER, ANGELA M	1,697.06
WOOD, MELISSA D	1,280.64
YONAKA, MEGAN M	1,232.50
ZIEGLER, KYLE L	2,094.75
ZMUDZINSKI, GREGORY A	3,392.96
ZUBER, TONYA	741.63
ZWILLING, ALISA L	2,443.84
<b>Total September Gross</b>	<b>901,179.68</b>

EAST RICHLAND COMMUNITY UNIT #1  
 COMPARISON OF FUNDS  
 October 18, 2012

Comparison of Funds for September 2012

FUND	September, 2011	September, 2012
Education	4,484,422.37	2,948,958.75
Building and Grounds	556,265.11	782,067.45
Bond and Interest	595,603.67	545,287.59
Transportation	370,597.64	180,465.34
IMRF/Social Security	519,388.48	448,794.90
Working Cash	1,673,220.44	1,756,751.84
Tort Fund	-	252,502.51
Life Safety	324,009.46	396,449.39
Total Cash	8,523,507.17	7,311,277.77
Assets	329,673.30	331,593.18
Total Cash and Assets	8,853,180.47	7,642,870.95
GRAND TOTAL	8,853,180.47	7,642,870.95

compfund

Account Level				2012-13	September 2012-13	2012-13	2012-13	Encumbered	2012-13
FDTLOC	FUNC	OBJ	SJ	Description	Budget	Monthly Activity	FY Activity	Batch Activity	Amount FYTD Avail Fnd -
10R010	1110	0000	00 000000	Tax Levy Education	2,885,000.00	885,160.00	2,166,679.87	0.00	0.00 718,320.13
10R---	1110	0---	--		2,885,000.00	885,160.00	2,166,679.87	0.00	0.00 718,320.13
10R010	1140	0000	00 000000	Special Ed Levy	63,500.00	19,242.61	47,101.74	0.00	0.00 16,398.26
10R---	1140	0---	--		63,500.00	19,242.61	47,101.74	0.00	0.00 16,398.26
10R---	11--	----	--		2,948,500.00	904,402.61	2,213,781.61	0.00	0.00 734,718.39
10R010	1210	0000	00 000000	Mobile Home Tax	41,000.00	0.00	0.00	0.00	0.00 41,000.00
10R---	1210	0---	--		41,000.00	0.00	0.00	0.00	0.00 41,000.00
10R010	1220	0000	00 000000	Local Housing Aut Tax	12,000.00	0.00	0.00	0.00	0.00 12,000.00
10R---	1220	0---	--		12,000.00	0.00	0.00	0.00	0.00 12,000.00
10R010	1230	0000	00 000000	Corp Pers Prop Tax	381,100.00	0.00	97,982.89	0.00	0.00 283,117.11
10R---	1230	0---	--		381,100.00	0.00	97,982.89	0.00	0.00 283,117.11
10R---	12--	----	--		434,100.00	0.00	97,982.89	0.00	0.00 336,117.11
10R010	1510	0000	00 000000	Earnings on Investments	16,000.00	1,128.36	3,643.52	0.00	0.00 12,356.48
10R---	1510	0---	--		16,000.00	1,128.36	3,643.52	0.00	0.00 12,356.48
10R---	15--	----	--		16,000.00	1,128.36	3,643.52	0.00	0.00 12,356.48
10R010	1611	0000	00 000000	Sales to Pupils Lunch	210,000.00	19,782.70	31,886.10	0.00	0.00 178,113.90
10R---	1611	0---	--		210,000.00	19,782.70	31,886.10	0.00	0.00 178,113.90
10R010	1612	0000	00 000000	Sales to Pupils Bfast	23,000.00	1,870.10	2,755.00	0.00	0.00 20,245.00
10R---	1612	0---	--		23,000.00	1,870.10	2,755.00	0.00	0.00 20,245.00
10R010	1613	0000	00 000000	Sales to Pupil Ala Carte	15,000.00	2,938.30	3,628.40	0.00	0.00 11,371.60
10R---	1613	0---	--		15,000.00	2,938.30	3,628.40	0.00	0.00 11,371.60
10R010	1614	0000	00 000000	Sales to Pupil Vending	0.00	0.00	0.00	0.00	0.00 0.00
10R---	1614	0---	--		0.00	0.00	0.00	0.00	0.00 0.00
10R010	1615	0000	00 000000	Bfst Lunch Debit Card	0.00	-3,595.00	22,054.67	0.00	0.00 -22,054.67
10R---	1615	0---	--		0.00	-3,595.00	22,054.67	0.00	0.00 -22,054.67
10R010	1620	0000	00 000000	Sales to Adults	28,500.00	2,461.30	2,658.35	0.00	0.00 25,841.65
10R---	1620	0---	--		28,500.00	2,461.30	2,658.35	0.00	0.00 25,841.65
10R010	1690	0000	00 000000	Other Food Sales	5,000.00	0.00	115.00	0.00	0.00 4,885.00
10R---	1690	0---	--		5,000.00	0.00	115.00	0.00	0.00 4,885.00
10R---	16--	----	--		281,500.00	23,457.40	63,097.52	0.00	0.00 218,402.48
10R010	1711	0000	00 000000	Athletic Admissions	44,000.00	11,085.95	14,297.95	0.00	0.00 29,702.05
10R---	1711	0---	--		44,000.00	11,085.95	14,297.95	0.00	0.00 29,702.05
10R010	1720	0000	00 000000	Lab/Lock Fees	1,000.00	40.00	425.00	0.00	0.00 575.00
10R---	1720	0---	--		1,000.00	40.00	425.00	0.00	0.00 575.00
10R010	1730	0000	00 000000	Pupil Book Sales	200.00	15.00	15.00	0.00	0.00 185.00
10R---	1730	0---	--		200.00	15.00	15.00	0.00	0.00 185.00
10R010	1790	0000	00 000000	Other Pupil Fees	1,000.00	534.00	924.00	492.00	0.00 -416.00
10R010	1790	0000	01 000000	Xtra Curr PE Fees	0.00	0.00	0.00	0.00	0.00 0.00
10R---	1790	0---	--		1,000.00	534.00	924.00	492.00	0.00 -416.00
10R---	17--	----	--		46,200.00	11,674.95	15,661.95	492.00	0.00 30,046.05

87

Account Level				2012-13	September 2012-13	2012-13	2012-13	Encumbered	2012-13
FDTLOC	FUNC	OBJ	SJ	Description	Budget	Monthly Activity	FY Activity	Batch Activity	Amount FYTD Avail Fnd -
10R010	1811	0000	00 000000	Book Rental Fees	110,000.00	1,780.00	95,157.82	0.00	0.00 14,842.18
10R---	1811	0---	--		110,000.00	1,780.00	95,157.82	0.00	0.00 14,842.18
10R---	18--	----	--		110,000.00	1,780.00	95,157.82	0.00	0.00 14,842.18
10R010	1910	0000	00 000000	Facilities Rental	16,500.00	0.00	175.00	0.00	0.00 16,325.00
10R---	1910	0---	--		16,500.00	0.00	175.00	0.00	0.00 16,325.00
10R010	1940	0000	00 000000	Serv Provided For SESE	2,000.00	0.00	0.00	0.00	0.00 2,000.00
10R---	1940	0---	--		2,000.00	0.00	0.00	0.00	0.00 2,000.00
10R010	1950	0000	00 000000	Refund Pr Yr Expenses	7,500.00	4,674.00	11,564.89	0.00	0.00 -4,064.89
10R---	1950	0---	--		7,500.00	4,674.00	11,564.89	0.00	0.00 -4,064.89
10R010	1970	0000	00 000000	Drivers Ed Fees	12,000.00	150.00	6,887.00	0.00	0.00 5,113.00
10R---	1970	0---	--		12,000.00	150.00	6,887.00	0.00	0.00 5,113.00
10R010	1992	0000	00 000000	Sale of Voc House	175,000.00	0.00	0.00	0.00	0.00 175,000.00
10R---	1992	0---	--		175,000.00	0.00	0.00	0.00	0.00 175,000.00
10R010	1999	0000	00 000000	Other Non-Pupil Fees	16,000.00	363.90	10,547.65	0.00	0.00 5,452.35
10R010	1999	0000	01 000000	E-Rate Refund	25,000.00	0.00	0.00	0.00	0.00 25,000.00
10R030	1999	0000	00 000000	Fuel Up 60	1,500.00	0.00	0.00	0.00	0.00 1,500.00
10R060	1999	0000	00 000000	ASPIRE	0.00	0.00	0.00	0.00	0.00 0.00
10R130	1999	0000	00 130000	Walmart TAPP	0.00	0.00	0.00	0.00	0.00 0.00
10R670	1999	0000	00 670000	Tiger Safari	1,000.00	0.00	0.00	0.00	0.00 1,000.00
10R680	1999	0000	00 680000	CHAT	1,000.00	0.00	0.00	0.00	0.00 1,000.00
10R690	1999	0000	00 690000	TAPS	0.00	0.00	0.00	0.00	0.00 0.00
10R730	1999	0000	00 730000	TAPP JFF	1,000.00	0.00	0.00	0.00	0.00 1,000.00
10R880	1999	0000	00 880000	CHAT #2 JF	10,000.00	0.00	0.00	0.00	0.00 10,000.00
10R---	1999	0---	--		55,500.00	363.90	10,547.65	0.00	0.00 44,952.35
10R---	19--	----	--		268,500.00	5,187.90	29,174.54	0.00	0.00 239,325.46
10R110	2100	0000	00 110000	ROE Pre K	57,000.00	0.00	0.00	0.00	0.00 57,000.00
10R---	2100	0---	--		57,000.00	0.00	0.00	0.00	0.00 57,000.00
10R---	21--	----	--		57,000.00	0.00	0.00	0.00	0.00 57,000.00
10R010	3001	0000	00 000000	General State Aid	6,752,882.00	618,906.34	1,182,724.64	0.00	0.00 5,570,157.36
10R---	3001	0---	--		6,752,882.00	618,906.34	1,182,724.64	0.00	0.00 5,570,157.36
10R---	30--	----	--		6,752,882.00	618,906.34	1,182,724.64	0.00	0.00 5,570,157.36
10R260	3100	0000	00 260000	Spec Ed Priv Facility	63,110.00	7,214.14	14,428.27	0.00	0.00 48,681.73
10R---	3100	0---	--		63,110.00	7,214.14	14,428.27	0.00	0.00 48,681.73
10R280	3105	0000	00 280000	Spec Ed Extraordinary	456,032.00	78,922.93	157,845.86	0.00	0.00 298,186.14
10R---	3105	0---	--		456,032.00	78,922.93	157,845.86	0.00	0.00 298,186.14
10R140	3110	0000	00 140000	Spec Ed Personnel	308,219.00	64,063.50	64,063.50	0.00	0.00 244,155.50
10R---	3110	0---	--		308,219.00	64,063.50	64,063.50	0.00	0.00 244,155.50
10R640	3120	0000	00 640000	Spec Ed Orphan	32,000.00	0.00	2,273.83	0.00	0.00 29,726.17
10R---	3120	0---	--		32,000.00	0.00	2,273.83	0.00	0.00 29,726.17
10R010	3145	0000	00 000000	Spec Ed Summer Sch	4,000.00	0.00	0.00	0.00	0.00 4,000.00

Account Level				2012-13	September 2012-13	2012-13	2012-13	Encumbered	2012-13
FDTLOC	FUNC	OBJ	SJ	Description	Budget	Monthly Activity	FY Activity	Batch Activity	Amount FYTD Avail Fnd -
10R---	3145	0---	--	-----	4,000.00	0.00	0.00	0.00	0.00 4,000.00
10R---	31--	----	--	-----	863,361.00	150,200.57	238,611.46	0.00	0.00 624,749.54
10R380	3200	0000	00	380000	Voc Ed Tech Prep	0.00	0.00	0.00	0.00 0.00
10R---	3200	0---	--	-----	0.00	0.00	0.00	0.00	0.00 0.00
10R780	3215	0000	00	780000	Voc Ed Formula	0.00	0.00	0.00	0.00 0.00
10R---	3215	0---	--	-----	0.00	0.00	0.00	0.00	0.00 0.00
10R490	3299	0000	00	490000	Voc Ed Ag Incent Grant	2,900.00	0.00	0.00	0.00 2,900.00
10R710	3299	0000	00	710000	Elem Career Grant	1,406.00	0.00	0.00	0.00 1,406.00
10R780	3299	0000	00	780000	Voc Ed Formula	64,031.00	0.00	0.00	0.00 64,031.00
10R---	3299	0---	--	-----	68,337.00	0.00	0.00	0.00	0.00 68,337.00
10R---	32--	----	--	-----	68,337.00	0.00	0.00	0.00	0.00 68,337.00
10R350	3360	0000	00	350000	St Lunch/Bfast Reimb	27,600.00	0.00	6,070.80	0.00 21,529.20
10R---	3360	0---	--	-----	27,600.00	0.00	6,070.80	0.00	0.00 21,529.20
10R010	3365	0000	00	000000	BREAKFAST INCENTIVE	0.00	0.00	0.00	0.00 0.00
10R---	3365	0---	--	-----	0.00	0.00	0.00	0.00	0.00 0.00
10R310	3370	0000	00	310000	Drivers Education Reimb	31,000.00	0.00	0.00	0.00 31,000.00
10R---	3370	0---	--	-----	31,000.00	0.00	0.00	0.00	0.00 31,000.00
10R---	33--	----	--	-----	58,600.00	0.00	6,070.80	0.00	0.00 52,529.20
10R550	3695	0000	00	550000	TAOEP	25,845.00	0.00	25,845.00	0.00 0.00
10R750	3695	0000	00	750000	TAOEP	51,684.00	0.00	0.00	0.00 51,684.00
10R---	3695	0---	--	-----	77,529.00	0.00	25,845.00	0.00	0.00 51,684.00
10R---	36--	----	--	-----	77,529.00	0.00	25,845.00	0.00	0.00 51,684.00
10R110	3705	0000	00	110000	Early Child Block Grant	389,231.00	0.00	0.00	0.00 389,231.00
10R510	3705	0000	00	510000	ECE Block Grant-FY06	115,164.00	0.00	115,164.00	0.00 0.00
10R---	3705	0---	--	-----	504,395.00	0.00	115,164.00	0.00	0.00 389,231.00
10R570	3715	0000	00	570000	Reading Improvement	0.00	0.00	0.00	0.00 0.00
10R---	3715	0---	--	-----	0.00	0.00	0.00	0.00	0.00 0.00
10R790	3775	0000	00	790000	ADA Safety/Ed Block Gran	0.00	0.00	0.00	0.00 0.00
10R---	3775	0---	--	-----	0.00	0.00	0.00	0.00	0.00 0.00
10R---	37--	----	--	-----	504,395.00	0.00	115,164.00	0.00	0.00 389,231.00
10R240	3800	0000	00	240000	Sec of State Lib Grant	0.00	0.00	0.00	0.00 0.00
10R---	3800	0---	--	-----	0.00	0.00	0.00	0.00	0.00 0.00
10R---	38--	----	--	-----	0.00	0.00	0.00	0.00	0.00 0.00
10R010	3999	0000	05	000000	National Bd Cert	0.00	0.00	0.00	0.00 0.00
10R120	3999	0000	00	120000	LAPTOP GRANT	0.00	0.00	0.00	0.00 0.00
10R240	3999	0000	00	240000	Library Grant	1,525.00	0.00	0.00	0.00 1,525.00
10R---	3999	0---	--	-----	1,525.00	0.00	0.00	0.00	0.00 1,525.00
10R---	39--	----	--	-----	1,525.00	0.00	0.00	0.00	0.00 1,525.00
10R420	4210	0000	00	420000	Fed Lunch Prog Reimb	368,000.00	0.00	0.00	0.00 368,000.00
10R---	4210	0---	--	-----	368,000.00	0.00	0.00	0.00	0.00 368,000.00

68

Account Level				2012-13	September 2012-13	2012-13	2012-13	Encumbered	2012-13
FDTLOC	FUNC	OBJ	SJ	Description	Budget	Monthly Activity	FY Activity	Batch Activity	Amount FYTD Avail Fnd -
10R420	4215	0000	00	420000 Fed Special Milk Program	2,200.00	0.00	0.00	0.00	0.00 2,200.00
10R---	4215	0---	--	-----	2,200.00	0.00	0.00	0.00	0.00 2,200.00
10R430	4220	0000	00	430000 Fed Bfast Prog Reimb	115,000.00	0.00	0.00	0.00	0.00 115,000.00
10R---	4220	0---	--	-----	115,000.00	0.00	0.00	0.00	0.00 115,000.00
10R420	4250	0000	00	420000 Child Nutrition Commodity	0.00	0.00	0.00	0.00	0.00 0.00
10R---	4250	0---	--	-----	0.00	0.00	0.00	0.00	0.00 0.00
10R420	4299	0000	00	420000 Child Nutrition	0.00	0.00	0.00	0.00	0.00 0.00
10R---	4299	0---	--	-----	0.00	0.00	0.00	0.00	0.00 0.00
10R---	42--	----	--	-----	485,200.00	0.00	0.00	0.00	0.00 485,200.00
10R100	4300	0000	00	100000 Title I Grant - Reading	482,906.00	0.00	0.00	0.00	0.00 482,906.00
10R500	4300	0000	00	500000 Title I	173,095.00	48,254.00	173,095.00	0.00	0.00 0.00
10R---	4300	0---	--	-----	656,001.00	48,254.00	173,095.00	0.00	0.00 482,906.00
10R---	43--	----	--	-----	656,001.00	48,254.00	173,095.00	0.00	0.00 482,906.00
10R170	4400	0000	00	170000 Title IV Grant - Drug Fr	0.00	0.00	0.00	0.00	0.00 0.00
10R---	4400	0---	--	-----	0.00	0.00	0.00	0.00	0.00 0.00
10R070	4421	0000	00	000000 Century 21 Comm Learning	59,460.00	14,395.00	59,460.00	0.00	0.00 0.00
10R470	4421	0000	00	470000 21st Cent Grant	135,000.00	0.00	0.00	0.00	0.00 135,000.00
10R---	4421	0---	--	-----	194,460.00	14,395.00	59,460.00	0.00	0.00 135,000.00
10R---	44--	----	--	-----	194,460.00	14,395.00	59,460.00	0.00	0.00 135,000.00
06 10R150	4620	0000	00	150000 Spec Ed Flow thru SESE	1,633.00	0.00	0.00	0.00	0.00 1,633.00
10R---	4620	0---	--	-----	1,633.00	0.00	0.00	0.00	0.00 1,633.00
10R260	4625	0000	00	260000 Fed SpEd IDEA Rm/Board	115,000.00	28,912.93	38,655.33	0.00	0.00 76,344.67
10R---	4625	0---	--	-----	115,000.00	28,912.93	38,655.33	0.00	0.00 76,344.67
10R---	46--	----	--	-----	116,633.00	28,912.93	38,655.33	0.00	0.00 77,977.67
10R540	4770	0000	00	540000 Fed Voc Ed Tech Prep	0.00	0.00	0.00	0.00	0.00 0.00
10R---	4770	0---	--	-----	0.00	0.00	0.00	0.00	0.00 0.00
10R390	4799	0000	00	390000 V E Perkins T-IIC 2 Tutor	11,000.00	0.00	0.00	0.00	0.00 11,000.00
10R---	4799	0---	--	-----	11,000.00	0.00	0.00	0.00	0.00 11,000.00
10R---	47--	----	--	-----	11,000.00	0.00	0.00	0.00	0.00 11,000.00
10R090	4876	0000	00	000000 Cloud Grant ICCP	0.00	0.00	0.00	0.00	0.00 0.00
10R---	4876	0---	--	-----	0.00	0.00	0.00	0.00	0.00 0.00
10R160	4880	0000	00	160000 Education Jobs Fund	10,261.00	0.00	10,261.00	0.00	0.00 0.00
10R---	4880	0---	--	-----	10,261.00	0.00	10,261.00	0.00	0.00 0.00
10R---	48--	----	--	-----	10,261.00	0.00	10,261.00	0.00	0.00 0.00
10R180	4901	0000	00	180000 Race To The Top	16,832.00	0.00	0.00	0.00	0.00 16,832.00
10R180	4901	0000	01	180000 Race To The Top Induction	1,741.00	0.00	0.00	0.00	0.00 1,741.00
10R---	4901	0---	--	-----	18,573.00	0.00	0.00	0.00	0.00 18,573.00
10R330	4932	0000	00	330000 Title II Teacher Quality	119,048.00	0.00	0.00	0.00	0.00 119,048.00
10R530	4932	0000	00	530000 Title II FY06	39,853.00	0.00	39,853.00	0.00	0.00 0.00
10R---	4932	0---	--	-----	158,901.00	0.00	39,853.00	0.00	0.00 119,048.00

Account Level				2012-13	September 2012-13	2012-13	2012-13	Encumbered	2012-13
FDTLOC	FUNC	OBJ	SJ	Description	Budget	Monthly Activity	FY Activity	Batch Activity	Amount FYTD Avail Fnd -
10R920	4991	0000	00	920000 Medicaid Adm Outreach	50,000.00	0.00	9,263.00	0.00	0.00 40,737.00
10R---	4991	0---	--	-----	50,000.00	0.00	9,263.00	0.00	0.00 40,737.00
10R920	4992	0000	00	920000 Medicaid Fee For Service	80,000.00	0.00	23,909.45	0.00	0.00 56,090.55
10R---	4992	0---	--	-----	80,000.00	0.00	23,909.45	0.00	0.00 56,090.55
10R410	4998	0000	00	410000 JROTC Reimbursement	60,000.00	6,153.67	14,691.31	0.00	0.00 45,308.69
10R---	4998	0---	--	-----	60,000.00	6,153.67	14,691.31	0.00	0.00 45,308.69
10R---	49--	----	--	-----	367,474.00	6,153.67	87,716.76	0.00	0.00 279,757.24
1-R---	----	----	--	-----	14,329,458.00	1,814,453.73	4,456,103.84	492.00	0.00 9,872,862.16
20R010	1111	0000	00	000000 BLDG LEVY	780,000.00	240,532.61	588,771.70	0.00	0.00 191,228.30
20R---	1111	0---	--	-----	780,000.00	240,532.61	588,771.70	0.00	0.00 191,228.30
20R---	11--	----	--	-----	780,000.00	240,532.61	588,771.70	0.00	0.00 191,228.30
20R010	1510	0000	00	000000 Earnings on Investments	3,200.00	266.49	777.31	0.00	0.00 2,422.69
20R---	1510	0---	--	-----	3,200.00	266.49	777.31	0.00	0.00 2,422.69
20R---	15--	----	--	-----	3,200.00	266.49	777.31	0.00	0.00 2,422.69
20R010	1999	0000	00	000000 Other Bldg Rev-Ins Reim etc	3,000.00	0.00	93.65	0.00	0.00 2,906.35
20R010	1999	0000	01	000000 Other Bldg Rev	0.00	0.00	0.00	0.00	0.00 0.00
20R---	1999	0---	--	-----	3,000.00	0.00	93.65	0.00	0.00 2,906.35
20R---	19--	----	--	-----	3,000.00	0.00	93.65	0.00	0.00 2,906.35
2-R---	----	----	--	-----	786,200.00	240,799.10	589,642.66	0.00	0.00 196,557.34
30R010	1112	0000	00	000000 BOND AND INTEREST LEVY	1,045,845.00	321,308.27	786,493.01	0.00	0.00 259,351.99
30R---	1112	0---	--	-----	1,045,845.00	321,308.27	786,493.01	0.00	0.00 259,351.99
30R---	11--	----	--	-----	1,045,845.00	321,308.27	786,493.01	0.00	0.00 259,351.99
30R010	1510	0000	00	000000 Earnings on Investments	4,100.00	355.89	840.28	0.00	0.00 3,259.72
30R---	1510	0---	--	-----	4,100.00	355.89	840.28	0.00	0.00 3,259.72
30R---	15--	----	--	-----	4,100.00	355.89	840.28	0.00	0.00 3,259.72
3-R---	----	----	--	-----	1,049,945.00	321,664.16	787,333.29	0.00	0.00 262,611.71
40R080	1113	0000	00	000000 TRANS LEVY	312,000.00	96,213.05	235,508.69	0.00	0.00 76,491.31
40R---	1113	0---	--	-----	312,000.00	96,213.05	235,508.69	0.00	0.00 76,491.31
40R---	11--	----	--	-----	312,000.00	96,213.05	235,508.69	0.00	0.00 76,491.31
40R080	1412	0000	00	000000 Reg Trans from Pre-K	5,000.00	0.00	3,495.74	0.00	0.00 1,504.26
40R---	1412	0---	--	-----	5,000.00	0.00	3,495.74	0.00	0.00 1,504.26
40R080	1413	0000	00	000000 Reg Trans Fee Private	4,500.00	0.00	0.00	0.00	0.00 4,500.00
40R---	1413	0---	--	-----	4,500.00	0.00	0.00	0.00	0.00 4,500.00
40R080	1415	0000	00	000000 Reg Trans Pupil Co-Curr	17,500.00	0.00	5,418.43	0.00	0.00 12,081.57
40R---	1415	0---	--	-----	17,500.00	0.00	5,418.43	0.00	0.00 12,081.57
40R080	1442	0000	00	000000 Sp Ed Trans from SESE	4,500.00	0.00	0.00	0.00	0.00 4,500.00
40R---	1442	0---	--	-----	4,500.00	0.00	0.00	0.00	0.00 4,500.00
40R---	14--	----	--	-----	31,500.00	0.00	8,914.17	0.00	0.00 22,585.83
40R080	1510	0000	00	000000 Earnings on Investments	900.00	1.11	103.24	0.00	0.00 796.76
40R---	1510	0---	--	-----	900.00	1.11	103.24	0.00	0.00 796.76

16

Account Level				2012-13	September 2012-13	2012-13	2012-13	Encumbered	2012-13
FDTLOC	FUNC	OBJ	SJ	Description	Budget	Monthly Activity	FY Activity	Batch Activity	Amount FYTD Avail Fnd -
40R---	15--	----	--	-----	900.00	1.11	103.24	0.00	0.00 796.76
40R080	1950	0000	00	000000	0.00	0.00	0.00	0.00	0.00 0.00
40R---	1950	0---	--	-----	0.00	0.00	0.00	0.00	0.00 0.00
40R080	1999	0000	00	000000	6,700.00	0.00	0.00	0.00	0.00 6,700.00
40R---	1999	0---	--	-----	6,700.00	0.00	0.00	0.00	0.00 6,700.00
40R---	19--	----	--	-----	6,700.00	0.00	0.00	0.00	0.00 6,700.00
40R010	3001	0000	00	000000	55,000.00	0.00	55,000.00	0.00	0.00 0.00
40R---	3001	0---	--	-----	55,000.00	0.00	55,000.00	0.00	0.00 0.00
40R---	30--	----	--	-----	55,000.00	0.00	55,000.00	0.00	0.00 0.00
40R080	3500	0000	00	000000	627,873.00	104,892.89	186,474.14	0.00	0.00 441,398.86
40R610	3500	0000	01	610000	0.00	0.00	0.00	0.00	0.00 0.00
40R---	3500	0---	--	-----	627,873.00	104,892.89	186,474.14	0.00	0.00 441,398.86
40R620	3510	0000	00	620000	405,006.00	65,764.76	131,529.53	0.00	0.00 273,476.47
40R---	3510	0---	--	-----	405,006.00	65,764.76	131,529.53	0.00	0.00 273,476.47
40R---	35--	----	--	-----	1,032,879.00	170,657.65	318,003.67	0.00	0.00 714,875.33
40R160	4880	0000	00	160000	0.00	0.00	0.00	0.00	0.00 0.00
40R---	4880	0---	--	-----	0.00	0.00	0.00	0.00	0.00 0.00
40R---	48--	----	--	-----	0.00	0.00	0.00	0.00	0.00 0.00
4-R---	----	----	--	-----	1,438,979.00	266,871.81	617,529.77	0.00	0.00 821,449.23
50R010	1114	0000	00	000000	400,000.00	122,854.44	300,721.04	0.00	0.00 99,278.96
50R---	1114	0---	--	-----	400,000.00	122,854.44	300,721.04	0.00	0.00 99,278.96
50R010	1150	0000	00	000000	240,000.00	73,713.59	180,434.96	0.00	0.00 59,565.04
50R---	1150	0---	--	-----	240,000.00	73,713.59	180,434.96	0.00	0.00 59,565.04
50R---	11--	----	--	-----	640,000.00	196,568.03	481,156.00	0.00	0.00 158,844.00
50R010	1230	0000	00	000000	77,500.00	0.00	0.00	0.00	0.00 77,500.00
50R---	1230	0---	--	-----	77,500.00	0.00	0.00	0.00	0.00 77,500.00
50R---	12--	----	--	-----	77,500.00	0.00	0.00	0.00	0.00 77,500.00
50R010	1510	0000	00	000000	2,200.00	144.00	366.16	0.00	0.00 1,833.84
50R---	1510	0---	--	-----	2,200.00	144.00	366.16	0.00	0.00 1,833.84
50R---	15--	----	--	-----	2,200.00	144.00	366.16	0.00	0.00 1,833.84
5-R---	----	----	--	-----	719,700.00	196,712.03	481,522.16	0.00	0.00 238,177.84
70R010	1115	0000	00	000000	79,000.00	24,053.27	58,877.17	0.00	0.00 20,122.83
70R---	1115	0---	--	-----	79,000.00	24,053.27	58,877.17	0.00	0.00 20,122.83
70R---	11--	----	--	-----	79,000.00	24,053.27	58,877.17	0.00	0.00 20,122.83
70R010	1510	0000	00	000000	9,000.00	806.21	2,537.05	0.00	0.00 6,462.95
70R---	1510	0---	--	-----	9,000.00	806.21	2,537.05	0.00	0.00 6,462.95
70R---	15--	----	--	-----	9,000.00	806.21	2,537.05	0.00	0.00 6,462.95
7-R---	----	----	--	-----	88,000.00	24,859.48	61,414.22	0.00	0.00 26,585.78
80R010	1120	0000	00	000000	710,000.00	218,062.05	533,768.64	0.00	0.00 176,231.36
80R---	1120	0---	--	-----	710,000.00	218,062.05	533,768.64	0.00	0.00 176,231.36

26

Account Level				2012-13	September 2012-13	2012-13	2012-13	Encumbered	2012-13
FDTLOC	FUNC	OBJ	SJ	Description	Budget	Monthly Activity	FY Activity	Batch Activity	Amount FYTD Avail Fnd -
80R---	11--	----	--	-----	710,000.00	218,062.05	533,768.64	0.00	0.00 176,231.36
80R010	1510	0000	00	000000 Tort Int	400.00	16.28	37.87	0.00	0.00 362.13
80R---	1510	0---	--	-----	400.00	16.28	37.87	0.00	0.00 362.13
80R---	15--	----	--	-----	400.00	16.28	37.87	0.00	0.00 362.13
8-R---	----	----	--	-----	710,400.00	218,078.33	533,806.51	0.00	0.00 176,593.49
90R010	1118	0000	00	000000 LIFE SAFETY LEVY	79,000.00	24,053.27	58,877.17	0.00	0.00 20,122.83
90R---	1118	0---	--	-----	79,000.00	24,053.27	58,877.17	0.00	0.00 20,122.83
90R---	11--	----	--	-----	79,000.00	24,053.27	58,877.17	0.00	0.00 20,122.83
90R010	1510	0000	00	000000 Earnings on Investments	1,700.00	174.11	507.59	0.00	0.00 1,192.41
90R370	1510	0000	00	370000 L/S Bond Int	0.00	0.00	0.00	0.00	0.00 0.00
90R---	1510	0---	--	-----	1,700.00	174.11	507.59	0.00	0.00 1,192.41
90R---	15--	----	--	-----	1,700.00	174.11	507.59	0.00	0.00 1,192.41
90R010	1999	0000	00	000000 Life Safety Other Rev	0.00	0.00	0.00	0.00	0.00 0.00
90R---	1999	0---	--	-----	0.00	0.00	0.00	0.00	0.00 0.00
90R---	19--	----	--	-----	0.00	0.00	0.00	0.00	0.00 0.00
90R010	3925	0000	00	000000 State Maint Grant	50,000.00	0.00	50,000.00	0.00	0.00 0.00
90R---	3925	0---	--	-----	50,000.00	0.00	50,000.00	0.00	0.00 0.00
90R---	39--	----	--	-----	50,000.00	0.00	50,000.00	0.00	0.00 0.00
9-R---	----	----	--	-----	130,700.00	24,227.38	109,384.76	0.00	0.00 21,315.24
9-R---	----	----	--	-----	19,253,382.00	3,107,666.02	7,636,737.21	492.00	0.00 11,616,152.79
10E070	1100	1100	00	000000 21st Cent Sal	6,204.00	0.00	6,204.00	0.00	0.00 0.00
10E470	1100	1100	00	470000 21st Century Grant Sal	45,805.00	751.00	2,135.27	0.00	0.00 45,054.00
10E030	1100	1110	00	000000 Fuel Up 60 Salaries	1,500.00	0.00	-198.00	0.00	0.00 1,698.00
10E070	1100	1110	00	000000 21st Cent TA/Aide Sal	1,617.00	0.00	1,617.00	0.00	0.00 0.00
10E470	1100	1110	00	470000 21st Cent Aide Sal	4,967.00	390.75	1,212.21	0.00	0.00 4,576.25
10E---	1100	1---	--	-----	60,093.00	1,141.75	10,970.48	0.00	0.00 51,328.25
10E030	1100	2110	00	000000	0.00	0.00	7.77	0.00	0.00 -7.77
10E070	1100	2110	00	000000 21st Cent TRS	8.00	0.00	2,554.84	0.00	0.00 -2,546.84
10E470	1100	2110	00	470000 21st Cent TRS	18,807.00	204.51	403.58	0.00	0.00 18,602.49
10E470	1100	2130	00	470000	0.00	0.00	0.00	0.00	0.00 0.00
10E---	1100	2---	--	-----	18,815.00	204.51	2,966.19	0.00	0.00 16,047.88
10E070	1100	3190	00	000000 Cent 21 Student Pur Serv	606.00	0.00	605.50	0.00	0.00 0.50
10E470	1100	3190	00	470000 21st Cent Pur Serv	7,500.00	339.24	339.24	755.63	0.00 6,405.13
10E---	1100	3---	--	-----	8,106.00	339.24	944.74	755.63	0.00 6,405.63
10E030	1100	4100	00	000000 Fuel Up 60 Supplies	0.00	0.00	0.00	0.00	0.00 0.00
10E070	1100	4100	00	000000 21st Cent supplies	841.00	0.00	840.96	0.00	0.00 0.04
10E470	1100	4100	00	470000 21st Cent Supplies	6,142.00	16.98	16.98	0.00	0.00 6,125.02
10E---	1100	4---	--	-----	6,983.00	16.98	857.94	0.00	0.00 6,125.06
10E020	1110	1100	00	000000 ERES Teach Sal	2,002,000.00	163,492.78	575,481.27	0.00	0.00 1,513,429.46
10E160	1110	1100	00	160000 Ed Jobs Fund Sal	0.00	0.00	0.00	0.00	0.00 0.00

36

Account Level				2012-13	September 2012-13	2012-13	2012-13	Encumbered	2012-13		
FDTLOC	FUNC	OBJ	SJ	Description	Budget	Monthly Activity	FY Activity	Batch Activity	Amount FYTD Avail Fnd -		
10E020	1110	1110	00	000000	ERES Aide/TA Sal	41,000.00	3,251.60	10,920.51	0.00	0.00	31,828.28
10E020	1110	1200	00	000000	ERES Sub Teach Sal	75,000.00	2,507.50	3,782.50	0.00	0.00	72,492.50
10E020	1110	1210	00	000000	ERES Sub Teach Aide Sal	30,000.00	134.50	189.75	0.00	0.00	29,865.50
10E---	1110	1----	--	-----		2,148,000.00	169,386.38	590,374.03	0.00	0.00	1,647,615.74
10E020	1110	2110	00	000000	ERES TRS	248,000.00	25,595.09	134,658.62	0.00	0.00	126,783.92
10E160	1110	2110	00	160000	Ed Jobs Fund TRS	0.00	0.00	0.00	0.00	0.00	0.00
10E020	1110	2130	00	000000		0.00	0.00	0.00	0.00	0.00	0.00
10E020	1110	2200	00	000000	ERES Ins Benefit	165,000.00	12,824.40	45,150.12	0.00	0.00	126,748.00
10E160	1110	2200	00	160000	Ed Jobs Fund Ben	0.00	0.00	0.00	0.00	0.00	0.00
10E---	1110	2----	--	-----		413,000.00	38,419.49	179,808.74	0.00	0.00	253,531.92
10E020	1110	3190	00	000000	ERES Pur Ser Agreements	20,000.00	7,555.00	18,345.63	0.00	1,800.00	-145.63
10E670	1110	3190	00	000000	Tiger Safari Pur Serv	625.00	0.00	0.00	0.00	0.00	625.00
10E020	1110	3230	00	000000	ERES Repair/Maintenance	500.00	0.00	0.00	0.00	0.00	500.00
10E020	1110	3230	61	000000	ERES Computer Rep/Maint	500.00	0.00	0.00	0.00	0.00	500.00
10E020	1110	3240	00	000000	ERES Copier Repair	980.00	58.00	96.00	42.00	884.00	-42.00
10E020	1110	3260	00	000000	ERES Postage	6,000.00	0.00	0.00	0.00	0.00	6,000.00
10E020	1110	3320	00	000000	ERES Travel	200.00	65.55	-186.99	0.00	0.00	386.99
10E020	1110	3400	00	000000	ERES Internet	9,396.00	1,140.56	3,421.68	0.00	1,578.32	4,396.00
10E---	1110	3----	--	-----		38,201.00	8,819.11	21,676.32	42.00	4,262.32	12,220.36
10E020	1110	4100	00	000000	ERES Supplies	35,800.00	3,837.26	19,338.43	1,035.00	1,090.78	15,330.17
10E020	1110	4100	02	000000	ERES Art Supplies	4,100.00	3,766.93	3,801.72	0.00	333.07	0.00
10E020	1110	4100	05	000000	ERES Read 180 Supp	2,400.00	0.00	2,127.20	0.00	0.00	272.80
10E020	1110	4100	06	000000	ERES Spanish Supplies	800.00	252.93	252.93	0.00	0.00	547.07
10E020	1110	4100	12	000000	ERES Music Supplies	900.00	212.00	212.00	0.00	0.00	688.00
10E020	1110	4100	50	000000	ERES PE Supplies	1,800.00	1,676.57	1,676.57	0.00	286.65	-163.22
10E020	1110	4100	61	000000	ERES Computer Supplies	40,000.00	616.81	711.59	0.00	3,248.71	36,039.70
10E670	1110	4100	00	670000	Tiger Safari Supp	375.00	0.00	0.00	0.00	0.00	375.00
10E020	1110	4110	00	000000	ERES Instructional Supp	28,900.00	2,753.89	5,724.92	0.00	12,634.71	10,540.37
10E020	1110	4130	00	000000	ERES ID Badge Supp	600.00	0.00	468.00	0.00	50.00	82.00
10E020	1110	4200	00	000000	ERES New Textbooks	3,500.00	0.00	0.00	0.00	0.00	3,500.00
10E020	1110	4210	00	000000	ERES Replacement Textbks	6,000.00	0.00	5,534.93	0.00	30.74	434.33
10E020	1110	4220	00	000000	ERES Workbooks	12,500.00	0.00	10,330.54	0.00	0.00	2,169.46
10E020	1110	4240	00	000000	ERES Copier Paper/Toner	6,200.00	0.00	5,375.40	0.00	726.00	98.60
10E020	1110	4250	00	000000	ERES Copier Parts	3,000.00	568.00	568.00	238.00	2,432.00	-238.00
10E020	1110	4700	00	000000	ERES Software	33,000.00	0.00	11,691.46	1,095.00	270.00	19,943.54
10E---	1110	4----	--	-----		179,875.00	13,684.39	67,813.69	2,368.00	21,102.66	89,619.82
10E020	1110	5500	00	000000	ERES Equipment	7,995.00	0.00	7,995.00	0.00	0.00	0.00
10E020	1110	5500	61	000000	ERES Computer Equipment	25,000.00	0.00	0.00	0.00	0.00	25,000.00
10E---	1110	5----	--	-----		32,995.00	0.00	7,995.00	0.00	0.00	25,000.00
10E040	1120	1100	00	000000	ERMS Teach Sal	945,000.00	79,571.42	301,096.34	0.00	0.00	687,652.66

94

Account Level				2012-13	September 2012-13	2012-13	2012-13	Encumbered	2012-13		
FDTLOC	FUNC	OBJ	SJ	Description	Budget	Monthly Activity	FY Activity	Batch Activity	Amount	FYTD Avail	Fnd -
10E160	1120	1100	00	160000 Ed Jobs Fund Sal	10,261.00	0.00	10,261.00	0.00	0.00		0.00
10E040	1120	1110	00	000000 ERMS TA/Aide Sal	41,000.00	1,775.78	6,281.83	0.00	0.00		35,672.66
10E040	1120	1200	00	000000 ERMS Sub Teach Sal	54,000.00	4,682.60	7,075.20	0.00	0.00		49,317.40
10E040	1120	1210	00	000000 ERMS Sub TA/Aide Sal	2,000.00	0.00	0.00	0.00	0.00		2,000.00
10E040	1120	1400	00	000000 Bass Tutoring Salary	0.00	0.00	0.00	0.00	0.00		0.00
10E---	1120	1---	--	-----	1,052,261.00	86,029.80	324,714.37	0.00	0.00		774,642.72
10E040	1120	2110	00	000000 ERMS TRS	130,000.00	12,414.25	19,107.55	0.00	0.00		117,585.75
10E160	1120	2110	00	160000 Ed Jobs Fund TRS	0.00	0.00	0.00	0.00	0.00		0.00
10E040	1120	2130	00	000000	0.00	0.00	0.00	0.00	0.00		0.00
10E160	1120	2130	00	160000	0.00	0.00	0.00	0.00	0.00		0.00
10E040	1120	2200	00	000000 ERMS Ins Benefit	100,000.00	7,145.40	26,840.89	0.00	0.00		77,002.60
10E160	1120	2200	00	160000 Ed Jobs Fund Ben	0.00	0.00	0.00	0.00	0.00		0.00
10E---	1120	2---	--	-----	230,000.00	19,559.65	45,948.44	0.00	0.00		194,588.35
10E040	1120	3190	00	000000 ERMS Pur Serv Agreements	7,028.00	4,712.86	6,127.86	0.00	0.00		900.14
10E040	1120	3190	61	000000 ERMS Comp Pur Serv	9,761.00	0.00	0.00	0.00	0.00		9,761.00
10E040	1120	3230	00	000000 ERMS Repair/Maintenance	300.00	0.00	0.00	0.00	0.00		300.00
10E040	1120	3230	61	000000 ERMS Computer Rep/Maint	950.00	0.00	0.00	0.00	0.00		950.00
10E040	1120	3240	00	000000 ERMS Copier Repair ONLY	400.00	132.00	132.00	0.00	68.00		200.00
10E040	1120	3260	00	000000 ERMS Postage	3,500.00	0.00	15.34	0.00	0.00		3,484.66
10E040	1120	3320	00	000000 ERMS Travel	100.00	0.00	0.00	0.00	0.00		100.00
10E040	1120	3400	00	000000 ERMS Internet	13,700.00	1,140.55	3,421.65	0.00	1,578.35		8,700.00
10E---	1120	3---	--	-----	35,739.00	5,985.41	9,696.85	0.00	1,646.35		24,395.80
10E040	1120	4100	00	000000 ERMS Gen Clsrm Supp	28,500.00	636.91	2,253.95	0.00	2,125.75		25,369.23
10E040	1120	4100	02	000000 ERMS Art Supplies	2,070.00	19.95	19.95	0.00	19.95		2,030.10
10E040	1120	4100	05	000000 ERMS Lang Art Supp	1,080.00	0.00	0.00	0.00	187.00		893.00
10E040	1120	4100	08	000000 ERMS Health Class Supp	100.00	0.00	0.00	0.00	0.00		100.00
10E040	1120	4100	10	000000 ERMS Enrichment Class Supplies	600.00	0.00	0.00	0.00	0.00		600.00
10E040	1120	4100	11	000000 ERMS Math Supplies	3,000.00	0.00	0.00	98.95	361.94		2,539.11
10E040	1120	4100	12	000000 ERMS Band Supp	2,000.00	938.09	938.09	0.00	61.91		1,000.00
10E040	1120	4100	13	000000 ERMS Science Supplies	3,200.00	1,381.48	1,381.48	0.00	587.26		1,231.26
10E040	1120	4100	15	000000 ERMS Social Studies Supp	1,080.00	0.00	0.00	0.00	223.16		856.84
10E040	1120	4100	50	000000 ERMS P.E. Supplies	1,800.00	0.00	0.00	0.00	0.00		1,800.00
10E040	1120	4100	61	000000 ERMS Computer Supplies	21,300.00	885.00	952.95	0.00	1,824.04		18,523.01
10E040	1120	4100	80	000000 ERMS Chorus Supp	0.00	0.00	0.00	0.00	0.00		0.00
10E120	1120	4100	00	120000 LAPTOP GRANT INST SUPP	0.00	0.00	0.00	0.00	0.00		0.00
10E040	1120	4110	00	000000 ERMS Intergraded Supp	0.00	0.00	0.00	0.00	0.00		0.00
10E040	1120	4120	00	000000 ERMS Read 180 Supplies	8,300.00	8,000.00	8,000.00	0.00	0.00		300.00
10E040	1120	4130	00	000000 ERMS ID Badge Supplies	0.00	0.00	0.00	0.00	0.00		0.00
10E040	1120	4200	00	000000 ERMS New Textbooks	1,000.00	0.00	0.00	0.00	0.00		1,000.00
10E040	1120	4210	00	000000 ERMS Replace Textbooks	1,500.00	0.00	0.00	0.00	0.00		1,500.00

95

Account Level				2012-13	September 2012-13	2012-13	2012-13	Encumbered	2012-13		
FDTLOC	FUNC	OBJ	SJ	Description	Budget	Monthly Activity	FY Activity	Batch Activity	Amount FYTD Avail Fnd -		
10E040	1120	4220	00	000000	ERMS Workbooks	1,000.00	0.00	0.00	0.00	0.00	1,000.00
10E040	1120	4230	00	000000	ERMS A.R. Books	700.00	0.00	0.00	0.00	0.00	700.00
10E040	1120	4240	00	000000	ERMS Cpr Riso Ppr/Tnr	6,000.00	0.00	630.00	0.00	0.00	5,370.00
10E040	1120	4700	00	000000	ERMS Software	45,493.00	170.00	170.00	0.00	0.00	45,323.00
10E120	1120	4700	00	120000	LAPTOP GRANT SOFTWARE	0.00	0.00	0.00	0.00	0.00	0.00
10E040	1120	4900	00	000000	ERMS PE Locks	1,100.00	1,018.73	1,018.73	0.00	0.00	81.27
10E040	1120	4910	00	000000	MS PE Uniforms	5,000.00	6,535.00	6,535.00	0.00	0.00	-1,535.00
10E---	1120	4---	--	-----		134,823.00	19,585.16	21,900.15	98.95	5,391.01	108,681.82
10E040	1120	5500	00	000000	ERMS Equipment	4,000.00	0.00	0.00	0.00	0.00	4,000.00
10E040	1120	5500	50	000000	ERMS PE Equipment	0.00	0.00	0.00	0.00	0.00	0.00
10E040	1120	5500	61	000000	ERMS Computer Equipment	5,610.00	0.00	0.00	0.00	0.00	5,610.00
10E040	1120	5500	80	000000	ERMS Band & Chorus Equip	1,000.00	0.00	0.00	0.00	0.00	1,000.00
10E120	1120	5500	00	120000	LAPTOP GRANT EQUIP	0.00	0.00	0.00	0.00	0.00	0.00
10E---	1120	5---	--	-----		10,610.00	0.00	0.00	0.00	0.00	10,610.00
10E110	1125	1100	00	110000	Pre K Teacher Salary	118,000.00	10,391.80	15,748.24	0.00	0.00	107,608.20
10E210	1125	1100	00	210000	Roe Pre K Teach Salary	20,000.00	1,506.34	5,328.92	0.00	0.00	15,480.98
10E510	1125	1100	00	510000	Pre K Teacher Salary	24,505.00	0.00	24,504.66	0.00	0.00	0.34
10E110	1125	1110	00	110000	Pre K Aide Salary	45,000.00	4,190.46	6,445.06	0.00	0.00	40,809.54
10E210	1125	1110	00	210000	ROE Pre K Aide Salary	9,750.00	737.90	2,610.10	0.00	0.00	7,536.26
10E510	1125	1110	00	510000	Pre K Aide Salary	7,904.00	0.00	7,903.78	0.00	0.00	0.22
10E110	1125	1200	00	110000	Pre K Sub Teach Salary	0.00	85.00	85.00	0.00	0.00	-85.00
10E210	1125	1200	00	210000	ROE Pre K Sub Teach Sal	0.00	0.00	0.00	0.00	0.00	0.00
10E510	1125	1200	00	510000	Pre K Sub Teach Salary	0.00	0.00	0.00	0.00	0.00	0.00
10E110	1125	1210	00	110000	Pre K Sub Aide Salary	0.00	29.75	252.88	0.00	0.00	-29.75
10E210	1125	1210	00	210000		0.00	0.00	59.50	0.00	0.00	0.00
10E510	1125	1210	00	510000	Pre K Sub Aide Salary	0.00	0.00	0.00	0.00	0.00	0.00
10E---	1125	1---	--	-----		225,159.00	16,941.25	62,938.14	0.00	0.00	171,320.79
10E110	1125	2110	00	110000	Pre K TRS	14,000.00	1,621.68	2,490.34	0.00	0.00	12,378.32
10E210	1125	2110	00	210000	ROE Pre K TRS	2,500.00	236.54	362.22	0.00	0.00	2,263.46
10E510	1125	2110	00	510000	Pre K TRS	164.00	0.00	163.27	0.00	0.00	0.73
10E110	1125	2130	00	110000		0.00	0.00	0.00	0.00	0.00	0.00
10E210	1125	2130	00	210000		0.00	0.00	0.00	0.00	0.00	0.00
10E110	1125	2200	00	110000	Pre K Ins Ben	15,750.00	1,442.40	2,218.16	0.00	0.00	14,307.60
10E210	1125	2200	00	210000	ROE Pre K Ins Ben	2,300.00	180.60	638.92	0.00	0.00	1,758.20
10E510	1125	2200	00	510000	Pre K Ins Ben	2,168.00	0.00	2,167.20	0.00	0.00	0.80
10E---	1125	2---	--	-----		36,882.00	3,481.22	8,040.11	0.00	0.00	30,709.11
10E110	1125	4100	00	110000	Pre K Supplies	5,498.00	189.00	209.82	0.00	534.11	4,774.89
10E210	1125	4100	00	210000	ROE Pre K Supplies	0.00	0.00	0.00	0.00	0.00	0.00
10E510	1125	4100	00	510000	Pre K Supplies	2,367.00	0.00	2,366.52	0.00	0.00	0.48
10E---	1125	4---	--	-----		7,865.00	189.00	2,576.34	0.00	534.11	4,775.37

96

Account Level				2012-13	September 2012-13	2012-13	2012-13	Encumbered	2012-13		
FDTLOC	FUNC	OBJ	SJ	Description	Budget	Monthly Activity	FY Activity	Batch Activity	Amount FYTD Avail Fnd -		
10E050	1130	1100	00	000000	ERHS Teacher Salary	1,303,000.00	109,792.16	382,355.23	0.00	0.00	978,768.22
10E160	1130	1100	00	160000	Ed Jobs Fund Sal	0.00	0.00	0.00	0.00	0.00	0.00
10E050	1130	1110	00	000000	ERHS Aide/Asst Sal	1,200.00	119.00	330.74	0.00	0.00	1,081.00
10E050	1130	1200	00	000000	ERHS Sub Teach Sal	20,000.00	3,511.60	6,531.07	0.00	0.00	16,488.40
10E050	1130	1210	00	000000	ERHS Sub Aide/Asst Sal	500.00	0.00	0.00	0.00	0.00	500.00
10E050	1130	1300	00	000000	ERHS Remedial Tutoring	3,000.00	187.00	693.00	0.00	0.00	2,813.00
10E---	1130	1----	--	-----		1,327,700.00	113,609.76	389,910.04	0.00	0.00	999,650.62
10E050	1130	2110	00	000000	ERHS Teach TRS	165,500.00	17,321.41	26,503.23	0.00	0.00	148,178.59
10E160	1130	2110	00	160000	Ed Jobs Fund TRS	0.00	0.00	0.00	0.00	0.00	0.00
10E050	1130	2200	00	000000	ERHS Ins Benefit	133,250.00	10,697.40	37,113.65	0.00	0.00	101,847.80
10E160	1130	2200	00	160000	Ed Jobs Fund Ben	0.00	0.00	0.00	0.00	0.00	0.00
10E---	1130	2----	--	-----		298,750.00	28,018.81	63,616.88	0.00	0.00	250,026.39
10E050	1130	3190	00	000000	ERHS Purchase Serv	8,900.00	5,685.00	8,360.00	0.00	50.00	490.00
10E050	1130	3190	06	000000	ERHS Foreign Lang P/S	0.00	0.00	0.00	0.00	0.00	0.00
10E050	1130	3190	12	000000	ERHS Vocal Music Pur Ser	1,878.00	0.00	60.00	0.00	1,618.00	200.00
10E050	1130	3190	13	000000	ERHS Science Pur Serv	2,600.00	2,508.00	2,508.00	0.00	0.00	92.00
10E050	1130	3190	50	000000	ERHS PE Purchase Serv	0.00	0.00	0.00	0.00	0.00	0.00
10E050	1130	3190	60	000000	ERHS Ren Scholarship	500.00	0.00	0.00	0.00	0.00	500.00
10E050	1130	3190	80	000000	ERHS Instr Music Pur Ser	3,450.00	0.00	0.00	0.00	0.00	3,450.00
10E050	1130	3230	00	000000	ERHS Repair/Maint	100.00	0.00	25.00	0.00	0.00	75.00
10E050	1130	3230	02	000000	ERHS Art Rep/Maint	0.00	0.00	0.00	0.00	0.00	0.00
10E050	1130	3230	13	000000	ERHS Science Rep/Maint	0.00	0.00	0.00	0.00	0.00	0.00
10E050	1130	3230	61	000000	ERHS Computer Rep/Maint	800.00	0.00	0.00	0.00	56.21	743.79
10E050	1130	3230	80	000000	ERHS Instr Mus Rep/Maint	1,700.00	0.00	0.00	0.00	0.00	1,700.00
10E050	1130	3240	00	000000	ERHS Copier Repair Only	1,500.00	0.00	68.00	0.00	1,932.00	-500.00
10E050	1130	3260	00	000000	ERHS Postage	8,000.00	0.00	0.00	0.00	0.00	8,000.00
10E050	1130	3310	80	000000	ERHS Summer Band Trip	0.00	0.00	0.00	0.00	0.00	0.00
10E050	1130	3320	00	000000	ERHS Travel	3,000.00	0.00	0.00	0.00	0.00	3,000.00
10E050	1130	3320	12	000000	ERHS Vocal Travel	150.00	0.00	0.00	0.00	0.00	150.00
10E050	1130	3320	80	000000	ERHS Band Travel	1,005.00	0.00	0.00	0.00	0.00	1,005.00
10E050	1130	3400	00	000000	ERHS Internet	5,000.00	1,140.55	3,421.65	0.00	1,578.35	0.00
10E---	1130	3----	--	-----		38,583.00	9,333.55	14,442.65	0.00	5,234.56	18,905.79
10E050	1130	4100	00	000000	ERHS Gen Clsrm Supplies	29,500.00	6,679.77	7,851.59	20.00	1,272.90	20,355.51
10E050	1130	4100	02	000000	ERHS Art Supplies	6,075.00	1,557.99	1,557.99	0.00	3,990.99	526.02
10E050	1130	4100	06	000000	ERHS Foreign Lang Supp	527.00	65.23	460.11	0.00	120.16	-13.27
10E050	1130	4100	08	000000	ERHS Health Supplies	360.00	29.00	273.41	0.00	69.00	17.59
10E050	1130	4100	11	000000	ERHS Math Supplies	3,240.00	877.08	1,828.55	0.00	1,430.64	140.28
10E050	1130	4100	12	000000	ERHS Vocal Music Supp	1,182.00	29.50	925.18	0.00	315.28	0.00
10E050	1130	4100	13	000000	ERHS Science Supplies	3,700.00	579.67	2,589.22	0.95	1,094.04	109.63
10E050	1130	4100	15	000000	ERHS Social Studies Supp	1,350.00	238.77	480.64	0.00	1,111.23	0.00

76

Account Level				2012-13	September 2012-13	2012-13	2012-13	Encumbered	2012-13
FDTLOC	FUNC	OBJ	SJ	Description	Budget	Monthly Activity	FY Activity	Batch Activity	Amount FYTD Avail Fnd -
10E050	1130	4100	28	000000	900.00	167.14	268.58	0.00	310.86 423.00
10E050	1130	4100	50	000000	2,700.00	168.48	1,582.40	0.00	240.00 994.41
10E050	1130	4100	60	000000	3,000.00	0.00	0.00	0.00	0.00 3,000.00
10E050	1130	4100	61	000000	12,000.00	1,493.00	1,971.98	72.00	142.17 9,813.85
10E050	1130	4100	80	000000	2,100.00	1,088.14	1,143.88	0.00	60.00 951.86
10E050	1130	4100	90	000000	2,500.00	0.00	0.00	0.00	0.00 2,500.00
10E050	1130	4120	00	000000	1,200.00	0.00	0.00	0.00	0.00 1,200.00
10E050	1130	4130	00	000000	400.00	0.00	0.00	0.00	0.00 400.00
10E050	1130	4140	00	000000	100.00	0.00	0.00	0.00	0.00 100.00
10E050	1130	4200	00	000000	500.00	0.00	0.00	0.00	0.00 500.00
10E050	1130	4210	00	000000	7,000.00	0.00	2,801.93	0.00	0.00 4,198.07
10E050	1130	4220	00	000000	5,000.00	0.00	4,371.63	0.00	0.00 628.37
10E050	1130	4240	00	000000	10,000.00	70.00	1,826.00	0.00	1,174.00 7,000.00
10E050	1130	4400	06	000000	0.00	0.00	0.00	0.00	0.00 0.00
10E050	1130	4700	00	000000	53,000.00	0.00	1,000.00	0.00	3,360.00 48,640.00
10E050	1130	4900	00	000000	3,000.00	0.00	0.00	0.00	0.00 3,000.00
10E050	1130	4910	00	000000	8,000.00	0.00	3,000.00	0.00	3,149.00 1,851.00
10E---	1130	4---	--	-----	157,334.00	13,043.77	33,933.09	92.95	17,840.27 106,336.32
10E050	1130	5500	00	000000	1,000.00	0.00	0.00	0.00	0.00 1,000.00
10E050	1130	5500	02	000000	0.00	0.00	0.00	0.00	0.00 0.00
10E050	1130	5500	61	000000	20,000.00	-9,425.75	0.00	0.00	17,241.25 2,758.75
10E050	1130	5500	80	000000	6,500.00	5,232.00	5,732.00	0.00	0.00 768.00
10E---	1130	5---	--	-----	27,500.00	-4,193.75	5,732.00	0.00	17,241.25 4,526.75
10E570	1140	1110	00	570000	0.00	0.00	0.00	0.00	0.00 0.00
10E---	1140	1---	--	-----	0.00	0.00	0.00	0.00	0.00 0.00
10E570	1140	2200	00	570000	0.00	0.00	0.00	0.00	0.00 0.00
10E---	1140	2---	--	-----	0.00	0.00	0.00	0.00	0.00 0.00
10E570	1140	4200	00	570000	0.00	0.00	0.00	0.00	0.00 0.00
10E---	1140	4---	--	-----	0.00	0.00	0.00	0.00	0.00 0.00
10E330	1170	1100	00	330000	60,200.00	5,864.12	9,017.10	0.00	0.00 54,335.88
10E530	1170	1100	00	530000	11,728.00	0.00	11,728.24	0.00	0.00 -0.24
10E330	1170	1200	00	330000	0.00	0.00	0.00	0.00	0.00 0.00
10E530	1170	1200	00	530000	0.00	0.00	0.00	0.00	0.00 0.00
10E---	1170	1---	--	-----	71,928.00	5,864.12	20,745.34	0.00	0.00 54,335.64
10E330	1170	2110	00	330000	26,000.00	3,341.58	5,117.26	0.00	0.00 22,658.42
10E530	1170	2110	00	530000	0.00	0.00	0.00	0.00	0.00 0.00
10E330	1170	2200	00	330000	4,112.00	361.20	555.44	0.00	0.00 3,750.80
10E530	1170	2200	00	530000	723.00	0.00	722.40	0.00	0.00 0.60
10E---	1170	2---	--	-----	30,835.00	3,702.78	6,395.10	0.00	0.00 26,409.82
10E710	1180	4100	00	710000	1,406.00	0.00	0.00	0.00	0.00 1,406.00

86

Account Level				2012-13	September 2012-13	2012-13	2012-13	Encumbered	2012-13
FDTLOC	FUNC	OBJ	SJ	Description	Budget	Monthly Activity	FY Activity	Batch Activity	Amount FYTD Avail Fnd -
10E---	1180	4---	--	-----	1,406.00	0.00	0.00	0.00	0.00 1,406.00
10E---	11--	----	--	-----	6,593,443.00	553,162.38	1,893,996.63	3,357.53	73,252.53 4,889,215.95
10E140	1203	1100	00	140000 EMH Teacher Sal	0.00	0.00	0.00	0.00	0.00 0.00
10E140	1203	1110	00	140000 EMH Aide/Asst Sal	0.00	0.00	0.00	0.00	0.00 0.00
10E140	1203	1200	00	140000 EMH Sub Teach Sal	0.00	0.00	0.00	0.00	0.00 0.00
10E140	1203	1210	00	140000 EMH Sub Aide/Asst Sal	0.00	0.00	0.00	0.00	0.00 0.00
10E---	1203	1---	--	-----	0.00	0.00	0.00	0.00	0.00 0.00
10E140	1203	2110	00	140000 EMH Teacher TRS	0.00	0.00	0.00	0.00	0.00 0.00
10E140	1203	2200	00	140000 EMH Insurance Ben	0.00	0.00	0.00	0.00	0.00 0.00
10E---	1203	2---	--	-----	0.00	0.00	0.00	0.00	0.00 0.00
10E920	1203	3320	00	920000 EMH Travel	0.00	0.00	0.00	0.00	0.00 0.00
10E---	1203	3---	--	-----	0.00	0.00	0.00	0.00	0.00 0.00
10E920	1203	4100	00	920000 EMH Supplies	0.00	0.00	0.00	0.00	0.00 0.00
10E920	1203	4200	00	920000 EMH Textbks	0.00	0.00	0.00	0.00	0.00 0.00
10E920	1203	4220	00	920000 EMH Workbooks	0.00	0.00	0.00	0.00	0.00 0.00
10E---	1203	4---	--	-----	0.00	0.00	0.00	0.00	0.00 0.00
10E920	1203	5500	00	920000 EMH Equipment	0.00	0.00	0.00	0.00	0.00 0.00
10E---	1203	5---	--	-----	0.00	0.00	0.00	0.00	0.00 0.00
10E140	1204	1110	00	140000 Prsnl Aide/Asst Sal	62,000.00	5,805.32	14,419.54	0.00	0.00 51,395.52
10E140	1204	1210	00	140000 Prsnl Aide/Ast Sub Sal	18,000.00	1,306.88	3,162.01	0.00	0.00 16,693.12
10E---	1204	1---	--	-----	80,000.00	7,112.20	17,581.55	0.00	0.00 68,088.64
10E140	1204	2130	00	140000	0.00	0.00	0.00	0.00	0.00 0.00
10E140	1204	2200	00	140000 Prsnl Aide/Ast Ins Ben	6,500.00	482.40	747.15	0.00	0.00 6,012.80
10E---	1204	2---	--	-----	6,500.00	482.40	747.15	0.00	0.00 6,012.80
10E140	1205	1100	00	140000 LD Teacher Sal	424,000.00	34,179.22	119,175.83	0.00	0.00 322,720.58
10E140	1205	1110	00	140000 LD Aide/Asst Sal	0.00	0.00	0.00	0.00	0.00 0.00
10E140	1205	1200	00	140000 LD Sub Teacher Sal	3,000.00	340.00	382.50	0.00	0.00 2,660.00
10E140	1205	1210	00	140000 LD Sub Aide/Asst Sal	0.00	0.00	0.00	0.00	0.00 0.00
10E140	1205	1300	00	140000 LATE STAY SALARIES	3,200.00	0.00	0.00	0.00	0.00 3,200.00
10E---	1205	1---	--	-----	430,200.00	34,519.22	119,558.33	0.00	0.00 328,580.58
10E140	1205	2110	00	140000 LD Teacher TRS	50,000.00	5,370.32	8,162.43	0.00	0.00 44,629.68
10E140	1205	2200	00	140000 LD Insurance Ben	30,800.00	2,521.20	8,202.08	0.00	0.00 23,954.00
10E---	1205	2---	--	-----	80,800.00	7,891.52	16,364.51	0.00	0.00 68,583.68
10E920	1205	3190	00	920000 LD Speaker Fee	0.00	0.00	0.00	0.00	0.00 0.00
10E920	1205	3320	00	920000 LD Travel	100.00	0.00	0.00	0.00	0.00 100.00
10E---	1205	3---	--	-----	100.00	0.00	0.00	0.00	0.00 100.00
10E920	1205	4100	00	920000 LD Self Cont Supp	0.00	0.00	0.00	0.00	0.00 0.00
10E920	1205	4110	00	920000 LD Inclusion Supplies	2,090.00	334.90	621.88	0.00	410.89 1,057.23
10E920	1205	4200	00	920000 LD Self Cont Txtbks	0.00	0.00	0.00	0.00	0.00 0.00
10E920	1205	4220	00	920000 LD Inclus Wkbks	0.00	0.00	0.00	0.00	0.00 0.00

66

Account Level				2012-13	September 2012-13	2012-13	2012-13	Encumbered	2012-13
FDTLOC	FUNC	OBJ	SJ	Budget	Monthly Activity	FY Activity	Batch Activity	Amount	FYTD Avail Fnd -
10E---	1205	4---	--	2,090.00	334.90	621.88	0.00	410.89	1,057.23
10E920	1205	5500	00 920000	0.00	0.00	0.00	0.00	0.00	0.00
10E---	1205	5---	--	0.00	0.00	0.00	0.00	0.00	0.00
10E280	1206	1110	00 280000	0.00	0.00	0.00	0.00	0.00	0.00
10E280	1206	1210	00 280000	0.00	0.00	0.00	0.00	0.00	0.00
10E---	1206	1---	--	0.00	0.00	0.00	0.00	0.00	0.00
10E280	1206	2200	00 280000	0.00	0.00	0.00	0.00	0.00	0.00
10E---	1206	2---	--	0.00	0.00	0.00	0.00	0.00	0.00
10E920	1206	4100	00 920000	300.00	0.00	0.00	0.00	100.00	200.00
10E---	1206	4---	--	300.00	0.00	0.00	0.00	100.00	200.00
10E920	1206	5500	00 920000	0.00	0.00	0.00	0.00	0.00	0.00
10E---	1206	5---	--	0.00	0.00	0.00	0.00	0.00	0.00
10E920	1207	3230	00 920000	250.00	0.00	0.00	0.00	0.00	250.00
10E---	1207	3---	--	250.00	0.00	0.00	0.00	0.00	250.00
10E920	1207	4100	00 920000	50.00	0.00	0.00	0.00	0.00	50.00
10E---	1207	4---	--	50.00	0.00	0.00	0.00	0.00	50.00
10E920	1207	5500	00 920000	0.00	0.00	0.00	0.00	0.00	0.00
10E---	1207	5---	--	0.00	0.00	0.00	0.00	0.00	0.00
10E920	1212	4100	00 920000	375.00	0.00	0.00	0.00	150.00	225.00
10E---	1212	4---	--	375.00	0.00	0.00	0.00	150.00	225.00
10E280	1213	1100	00 280000	7,500.00	269.50	731.50	0.00	0.00	7,230.50
10E---	1213	1---	--	7,500.00	269.50	731.50	0.00	0.00	7,230.50
10E280	1213	2110	00 280000	800.00	31.75	56.11	0.00	0.00	768.25
10E---	1213	2---	--	800.00	31.75	56.11	0.00	0.00	768.25
10E920	1213	3190	00 920000	0.00	0.00	0.00	0.00	0.00	0.00
10E920	1213	3320	00 920000	500.00	29.97	29.97	26.64	0.00	443.39
10E---	1213	3---	--	500.00	29.97	29.97	26.64	0.00	443.39
10E140	1216	1100	00 140000	500.00	0.00	0.00	0.00	0.00	500.00
10E280	1216	1110	00 280000	92,000.00	7,513.72	22,152.47	0.00	0.00	73,952.24
10E280	1216	1210	00 280000	5,000.00	568.00	1,772.75	0.00	0.00	4,432.00
10E---	1216	1---	--	97,500.00	8,081.72	23,925.22	0.00	0.00	78,884.24
10E140	1216	2110	00 140000	25.00	0.00	0.00	0.00	0.00	25.00
10E280	1216	2130	00 280000	0.00	0.00	0.00	0.00	0.00	0.00
10E140	1216	2200	00 140000	0.00	0.00	0.00	0.00	0.00	0.00
10E280	1216	2200	00 280000	7,515.00	726.00	1,846.08	0.00	0.00	6,059.40
10E---	1216	2---	--	7,540.00	726.00	1,846.08	0.00	0.00	6,084.40
10E920	1216	3190	00 920000	16,000.00	0.00	0.00	150.00	0.00	15,850.00
10E920	1216	3320	00 920000	1,500.00	0.00	0.00	29.63	0.00	1,470.37
10E---	1216	3---	--	17,500.00	0.00	0.00	179.63	0.00	17,320.37
10E920	1216	4100	00 920000	4,000.00	379.00	625.39	0.00	500.00	2,874.61

001

Account Level				2012-13	September 2012-13	2012-13	2012-13	Encumbered	2012-13
FDTLOC	FUNC	OBJ	SJ	Description	Budget	Monthly Activity	FY Activity	Batch Activity	Amount FYTD Avail Fnd -
10E920	1216	4220	00	920000	0.00	0.00	0.00	0.00	0.00
10E920	1216	4700	00	920000	500.00	0.00	0.00	0.00	500.00
10E---	1216	4---	--	-----	4,500.00	379.00	625.39	0.00	500.00 3,374.61
10E140	1220	1100	00	140000	320,000.00	25,329.64	86,441.33	0.00	0.00 247,277.66
10E140	1220	1110	00	140000	105,000.00	8,216.38	25,682.72	0.00	0.00 83,748.86
10E140	1220	1200	00	140000	5,000.00	340.00	597.92	0.00	0.00 4,660.00
10E140	1220	1210	00	140000	7,000.00	208.25	635.37	0.00	0.00 6,706.75
10E---	1220	1---	--	-----	437,000.00	34,094.27	113,357.34	0.00	0.00 342,393.27
10E140	1220	2110	00	140000	38,000.00	3,992.48	6,170.35	0.00	0.00 33,991.32
10E140	1220	2130	00	140000	0.00	0.00	0.00	0.00	0.00 0.00
10E140	1220	2200	00	140000	50,000.00	3,723.40	12,931.41	0.00	0.00 39,071.80
10E---	1220	2---	--	-----	88,000.00	7,715.88	19,101.76	0.00	0.00 73,063.12
10E920	1220	3190	00	920000	500.00	0.00	0.00	0.00	0.00 500.00
10E920	1220	3320	00	920000	2,000.00	0.00	0.00	0.00	0.00 2,000.00
10E---	1220	3---	--	-----	2,500.00	0.00	0.00	0.00	0.00 2,500.00
10E920	1220	4100	00	920000	4,660.00	935.41	2,296.40	0.00	899.19 1,539.05
10E920	1220	4100	61	000000	500.00	0.00	0.00	0.00	0.00 500.00
10E920	1220	4200	00	920000	0.00	0.00	0.00	0.00	0.00 0.00
10E920	1220	4220	00	920000	0.00	0.00	0.00	0.00	0.00 0.00
10E920	1220	4700	00	000000	32,375.00	0.00	0.00	0.00	0.00 32,375.00
10E---	1220	4---	--	-----	37,535.00	935.41	2,296.40	0.00	899.19 34,414.05
10E920	1220	5500	00	920000	0.00	0.00	0.00	0.00	0.00 0.00
10E---	1220	5---	--	-----	0.00	0.00	0.00	0.00	0.00 0.00
10E100	1250	1100	00	100000	77,500.00	7,542.36	11,597.70	0.00	0.00 69,957.64
10E500	1250	1100	00	500000	15,795.00	0.00	15,794.12	0.00	0.00 0.88
10E100	1250	1110	00	100000	120,000.00	10,324.95	15,824.42	0.00	0.00 109,675.05
10E500	1250	1110	00	500000	15,367.00	0.00	15,366.24	0.00	0.00 0.76
10E100	1250	1200	00	100000	0.00	0.00	0.00	0.00	0.00 0.00
10E500	1250	1200	00	500000	0.00	0.00	0.00	0.00	0.00 0.00
10E100	1250	1210	00	100000	0.00	0.00	150.00	0.00	0.00 0.00
10E500	1250	1210	00	500000	0.00	0.00	0.00	0.00	0.00 0.00
10E100	1250	1300	00	100000	25,000.00	0.00	0.00	0.00	0.00 25,000.00
10E500	1250	1300	00	500000	0.00	0.00	0.00	0.00	0.00 0.00
10E100	1250	1310	00	100000	1,008.00	0.00	0.00	0.00	0.00 1,008.00
10E500	1250	1310	00	500000	1,480.00	0.00	1,479.50	0.00	0.00 0.50
10E---	1250	1---	--	-----	256,150.00	17,867.31	60,211.98	0.00	0.00 205,642.83
10E100	1250	2110	00	100000	51,000.00	4,297.88	6,581.76	0.00	0.00 46,702.12
10E500	1250	2110	00	500000	0.00	0.00	0.00	0.00	0.00 0.00
10E100	1250	2130	00	100000	0.00	0.00	0.00	0.00	0.00 0.00
10E100	1250	2200	00	100000	15,505.00	1,567.00	2,409.87	0.00	0.00 13,938.00

101

Account Level				2012-13	September 2012-13	2012-13	2012-13	Encumbered	2012-13
FDTLOC	FUNC	OBJ	SJ	Description	Budget	Monthly Activity	FY Activity	Batch Activity	Amount FYTD Avail Fnd -
10E500	1250	2200	00	500000 Title I Ins Ben Prior	2,887.00	0.00	2,887.20	0.00	0.00 -0.20
10E---	1250	2---	--	-----	69,392.00	5,864.88	11,878.83	0.00	0.00 60,639.92
10E100	1250	3190	00	100000 Title I Pur Serv	0.00	0.00	0.00	0.00	0.00 0.00
10E500	1250	3190	00	500000 Title I Pur Serv	0.00	0.00	0.00	0.00	0.00 0.00
10E---	1250	3---	--	-----	0.00	0.00	0.00	0.00	0.00 0.00
10E100	1250	4100	00	100000 Title I Supplies	23,158.00	0.00	615.00	0.00	968.62 21,574.38
10E500	1250	4100	00	500000 Title I Supp	0.00	0.00	0.00	0.00	0.00 0.00
10E---	1250	4---	--	-----	23,158.00	0.00	615.00	0.00	968.62 21,574.38
10E---	12--	----	--	-----	1,650,240.00	126,335.93	389,549.00	206.27	3,028.70 1,327,481.26
10E050	1400	1100	00	000000 ERHS Voc Teach Sal	460,000.00	40,263.56	140,374.78	0.00	0.00 340,983.34
10E390	1400	1100	00	390000 Vocational Tutor Sal	11,000.00	1,360.00	3,859.00	0.00	0.00 7,821.00
10E050	1400	1200	00	000000 ERHS Voc Sub Teach Sal	2,500.00	510.00	510.00	0.00	0.00 1,990.00
10E---	1400	1---	--	-----	473,500.00	42,133.56	144,743.78	0.00	0.00 350,794.34
10E050	1400	2110	00	000000 ERHS Voc TRS	60,300.00	6,325.72	9,643.83	0.00	0.00 53,974.28
10E390	1400	2130	00	390000	0.00	0.00	0.00	0.00	0.00 0.00
10E050	1400	2200	00	000000 ERHS Voc Ins Benefit	26,000.00	1,804.80	6,386.36	0.00	0.00 20,585.60
10E390	1400	2200	00	390000 Vocational Tutor Ins Ben	0.00	0.00	0.00	0.00	0.00 0.00
10E---	1400	2---	--	-----	86,300.00	8,130.52	16,030.19	0.00	0.00 74,559.88
10E050	1400	3140	00	000000 ERHS Voc OCC Mech Class	525.00	0.00	0.00	0.00	375.00 150.00
10E050	1400	3190	00	000000 ERHS Voc Pur Serv	0.00	0.00	0.00	0.00	0.00 0.00
10E050	1400	3190	01	000000 ERHS Ag Entry Fees	530.00	140.00	140.00	0.00	390.00 0.00
10E050	1400	3190	07	000000 ERHS Health Pur Serv	0.00	0.00	0.00	0.00	0.00 0.00
10E050	1400	3190	10	000000	0.00	80.43	80.43	0.00	919.57 -1,000.00
10E490	1400	3190	00	490000 ERHS AG Grant Pur Serv	240.00	0.00	0.00	0.00	0.00 240.00
10E050	1400	3230	00	000000 ERHS Gen Voc Rep/Maint	100.00	0.00	0.00	0.00	0.00 100.00
10E050	1400	3230	01	000000 ERHS Ag Repair/Maint	100.00	0.00	0.00	0.00	100.00 0.00
10E050	1400	3230	10	000000 ERHS Ind Occ Rep/Maint	500.00	0.00	0.00	0.00	0.00 500.00
10E050	1400	3230	61	000000 ERHS Comp Lab Rep/Maint	2,000.00	142.25	142.25	0.00	0.00 1,857.75
10E050	1400	3320	00	000000 Voc Ed Tvl-General	2,000.00	22.48	22.48	0.00	0.00 1,977.52
10E050	1400	3320	01	000000 ERHS Ag Travel	500.00	137.00	488.48	0.00	0.00 11.52
10E050	1400	3320	07	000000 ERHS Health Occ Travel	600.00	0.00	0.00	0.00	0.00 600.00
10E050	1400	3320	14	000000 ERHS Business Travel	0.00	0.00	0.00	0.00	0.00 0.00
10E540	1400	3320	00	540000 Tech Prep Trav	0.00	0.00	0.00	0.00	0.00 0.00
10E---	1400	3---	--	-----	7,095.00	522.16	873.64	0.00	1,784.57 4,436.79
10E050	1400	4100	00	000000 ERHS Vocational Supp	55,701.00	45,003.91	49,096.76	0.00	669.85 5,934.39
10E050	1400	4100	01	000000 ERHS Ag Supplies	9,820.00	11.20	11.20	0.00	9,608.80 200.00
10E050	1400	4100	07	000000 ERHS Health Occ Supplies	300.00	-20.63	-20.63	0.00	115.80 204.83
10E050	1400	4100	09	000000 ERHS Home Ec Supp	5,580.00	230.67	387.15	0.00	5,213.33 68.00
10E050	1400	4100	10	000000 ERHS Ind Occ Supplies	4,970.00	0.00	347.66	0.00	3,127.12 1,566.53
10E050	1400	4100	14	000000 ERHS Business Supplies	5,160.00	163.17	979.02	0.00	4,264.60 340.23

102

101

Account Level				2012-13	September 2012-13	2012-13	2012-13	Encumbered	2012-13		
FDTLOC	FUNC	OBJ	SJ	Description	Budget	Monthly Activity	FY Activity	Batch Activity	Amount	FYTD Avail	Fnd -
10E050	1400	4100	61	000000	ERHS Computer Lab Supp	5,000.00	0.00	0.00	0.00	0.00	5,000.00
10E490	1400	4100	00	490000	ERHS AG Grant Supplies	2,700.00	0.00	0.00	0.00	0.00	2,700.00
10E540	1400	4100	00	540000	Federal Tech Prep Supp	0.00	0.00	0.00	0.00	0.00	0.00
10E050	1400	4110	09	000000	HS FACS SUPPLIES	1,600.00	283.14	559.30	0.00	1,173.75	7.97
10E050	1400	4200	00	000000	ERHS New Textbooks	1,000.00	0.00	0.00	0.00	0.00	1,000.00
10E050	1400	4210	00	000000	ERHS Voc Replcmt Txtbks	1,000.00	0.00	0.00	0.00	0.00	1,000.00
10E050	1400	4220	00	000000	ERHS Voc Wrkbks	1,000.00	0.00	555.50	0.00	0.00	444.50
10E050	1400	4400	00	000000	Vocational Subscriptions	0.00	0.00	0.00	0.00	0.00	0.00
10E050	1400	4400	01	000000	Voc Ed-Ag Subscriptions	1,050.00	0.00	0.00	0.00	1,050.00	0.00
10E050	1400	4400	09	000000	ERHS Home Ec Subscriptions	20.00	0.00	0.00	0.00	0.00	20.00
10E050	1400	4400	10	000000	ERHS Ind Occ Subscription Renwl	30.00	0.00	0.00	0.00	0.00	30.00
10E050	1400	4700	00	000000	ERHS Voc Software	0.00	0.00	0.00	0.00	0.00	0.00
10E050	1400	4700	09	000000	Voc Ed-FACS Dept Software	0.00	0.00	0.00	0.00	0.00	0.00
10E---	1400	4---	--	-----		94,931.00	45,671.46	51,915.96	0.00	25,223.25	18,516.45
10E050	1400	5500	00	000000	ERHS VOC Equipment	6,600.00	659.00	4,404.62	0.00	2,747.53	-552.15
10E050	1400	5500	01	000000	ERHS Ag Equipment	0.00	0.00	0.00	0.00	0.00	0.00
10E050	1400	5500	09	000000	ERHS Home Ec Equip	0.00	0.00	0.00	0.00	0.00	0.00
10E050	1400	5500	10	000000	ERHS Ind Occ Equip	0.00	0.00	0.00	0.00	0.00	0.00
10E050	1400	5500	14	000000	ERHS Voc Busns Equip	0.00	0.00	0.00	0.00	0.00	0.00
10E050	1400	5500	17	000000	ERHS Voc Mod Tech Equip	0.00	0.00	0.00	0.00	0.00	0.00
10E050	1400	5500	61	000000	ERHS VOC Computer Equipment	7,200.00	0.00	0.00	0.00	0.00	7,200.00
10E380	1400	5500	00	380000	Voc Ed Tech Prep Equip	0.00	0.00	0.00	0.00	0.00	0.00
10E490	1400	5500	00	490000	Ag Grant Equip	0.00	0.00	0.00	0.00	0.00	0.00
10E540	1400	5500	00	540000	Fed Tech Prep Equip	0.00	0.00	0.00	0.00	0.00	0.00
10E---	1400	5---	--	-----		13,800.00	659.00	4,404.62	0.00	2,747.53	6,647.85
10E050	1400	6000	16	000000	ERHS Voc Sale BT house	175,000.00	0.00	0.00	0.00	0.00	175,000.00
10E050	1400	6400	00	000000	ERHS Dues/Fees	0.00	0.00	0.00	0.00	0.00	0.00
10E050	1400	6410	00	000000	Voc Reg Del Match Fee	0.00	0.00	0.00	0.00	0.00	0.00
10E---	1400	6---	--	-----		175,000.00	0.00	0.00	0.00	0.00	175,000.00
10E410	1459	1110	00	410000	JROTC Instructor Sal	122,000.00	9,726.24	34,041.84	0.00	0.00	92,821.28
10E---	1459	1---	--	-----		122,000.00	9,726.24	34,041.84	0.00	0.00	92,821.28
10E410	1459	2130	00	410000		0.00	0.00	0.00	0.00	0.00	0.00
10E410	1459	2200	00	410000	JROTC Insurance Ben	29.00	2.40	8.40	0.00	0.00	21.80
10E---	1459	2---	--	-----		29.00	2.40	8.40	0.00	0.00	21.80
10E---	14--	----	--	-----		972,655.00	106,845.34	252,018.43	0.00	29,755.35	722,798.39
10E050	1500	1100	00	000000	ERHS A D Sal	5,300.00	430.56	1,515.99	0.00	0.00	4,008.32
10E---	1500	1---	--	-----		5,300.00	430.56	1,515.99	0.00	0.00	4,008.32
10E050	1500	2110	00	000000	ERHS A D TRS	750.00	50.72	178.58	0.00	0.00	597.84
10E---	1500	2---	--	-----		750.00	50.72	178.58	0.00	0.00	597.84
10E050	1500	3100	00	000000	Athletic Train/RMH	40,000.00	0.00	20,000.00	0.00	20,000.00	0.00

Account Level				2012-13	September 2012-13	2012-13	2012-13	Encumbered	2012-13		
FDTLOC	FUNC	OBJ	SJ	Description	Budget	Monthly Activity	FY Activity	Batch Activity	Amount	FYTD Avail	Fnd -
10E050	1500	3190	00 000000	ERHS AD Game/Dance Scrty	1,000.00	0.00	0.00	0.00	0.00		1,000.00
10E050	1500	3230	00 000000	ERHS A D Rep/Maint	100.00	0.00	0.00	0.00	0.00		100.00
10E050	1500	3260	00 000000	ERHS A D Postage	500.00	0.00	0.00	0.00	0.00		500.00
10E050	1500	3320	00 000000	ERHS A D Travel	1,300.00	72.71	131.40	0.00	0.00		1,168.60
10E050	1500	3910	00 000000	ERHS A D Playoffs	7,000.00	0.00	803.92	0.00	0.00		6,196.08
10E---	1500	3---	--	-----	49,900.00	72.71	20,935.32	0.00	20,000.00		8,964.68
10E050	1500	4100	00 000000	ERHS A D Supplies	1,850.00	425.05	1,618.76	0.00	0.00		231.24
10E050	1500	4110	00 000000	ERHS A D Awards	600.00	600.00	600.00	0.00	0.00		0.00
10E050	1500	4120	00 000000	ERHS Sport uniforms	6,000.00	3,000.00	4,376.00	0.00	1,500.00		124.00
10E050	1500	4700	00 000000	ERHS AD Software	300.00	0.00	300.00	0.00	0.00		0.00
10E---	1500	4---	--	-----	8,750.00	4,025.05	6,894.76	0.00	1,500.00		355.24
10E050	1500	6400	00 000000	ERHS A D Dues/Fees	500.00	0.00	0.00	0.00	0.00		500.00
10E---	1500	6---	--	-----	500.00	0.00	0.00	0.00	0.00		500.00
10E050	1509	1100	00 000000	ERHS Pep Club Advisor Sal	0.00	0.00	0.00	0.00	0.00		0.00
10E---	1509	1---	--	-----	0.00	0.00	0.00	0.00	0.00		0.00
10E050	1509	2110	00 000000		0.00	0.00	0.00	0.00	0.00		0.00
10E---	1509	2---	--	-----	0.00	0.00	0.00	0.00	0.00		0.00
10E050	1510	1100	00 000000	ERHS Cheerldr Spons Sal	4,000.00	0.00	0.00	0.00	0.00		4,000.00
10E---	1510	1---	--	-----	4,000.00	0.00	0.00	0.00	0.00		4,000.00
10E050	1510	2110	00 000000	ERHS Cheerldr Spons TRS	300.00	0.00	0.00	0.00	0.00		300.00
10E---	1510	2---	--	-----	300.00	0.00	0.00	0.00	0.00		300.00
10E050	1510	3190	00 000000	ERHS Cheerldr Part Exp	100.00	0.00	0.00	0.00	0.00		100.00
10E050	1510	3320	00 000000	ERHS Cheerldr Travel	600.00	0.00	0.00	0.00	0.00		600.00
10E---	1510	3---	--	-----	700.00	0.00	0.00	0.00	0.00		700.00
10E050	1510	4100	00 000000	ERHS Cheerldr Supplies	300.00	300.00	300.00	0.00	0.00		0.00
10E---	1510	4---	--	-----	300.00	300.00	300.00	0.00	0.00		0.00
10E050	1511	1100	00 000000	ERHS Golf Coach Sal	3,500.00	0.00	0.00	0.00	0.00		3,500.00
10E---	1511	1---	--	-----	3,500.00	0.00	0.00	0.00	0.00		3,500.00
10E050	1511	2110	00 000000	ERHS Golf Coach TRS	450.00	0.00	0.00	0.00	0.00		450.00
10E---	1511	2---	--	-----	450.00	0.00	0.00	0.00	0.00		450.00
10E050	1511	3190	00 000000	ERHS Golf Part Exp	300.00	150.00	300.00	0.00	0.00		150.00
10E050	1511	3320	00 000000	ERHS Golf Trav	300.00	0.00	0.00	0.00	212.64		87.36
10E---	1511	3---	--	-----	600.00	150.00	300.00	0.00	212.64		237.36
10E050	1511	4100	00 000000	ERHS Golf Supplies	360.00	0.00	0.00	0.00	360.00		0.00
10E---	1511	4---	--	-----	360.00	0.00	0.00	0.00	360.00		0.00
10E050	1512	1100	00 000000	ERHS X Cntry Sal	4,000.00	0.00	0.00	0.00	0.00		4,000.00
10E050	1512	1120	00 000000	ERHS X C Workers	0.00	0.00	36.00	0.00	0.00		0.00
10E---	1512	1---	--	-----	4,000.00	0.00	36.00	0.00	0.00		4,000.00
10E050	1512	2110	00 000000	ERHS X Cntry TRS	550.00	0.00	4.24	0.00	0.00		550.00
10E---	1512	2---	--	-----	550.00	0.00	4.24	0.00	0.00		550.00

104

501

Account Level				2012-13	September 2012-13	2012-13	2012-13	Encumbered	2012-13
FDTLOC	FUNC	OBJ	SJ	Description	Budget	Monthly Activity	FY Activity	Batch Activity	Amount FYTD Avail Fnd -
10E050	1512	3190	00 000000	ERHS X C Part Exp	650.00	0.00	165.00	0.00	0.00 650.00
10E050	1512	3320	00 000000	Cross Country Travel	300.00	0.00	0.00	0.00	0.00 300.00
10E---	1512	3---	--	-----	950.00	0.00	165.00	0.00	0.00 950.00
10E050	1512	4100	00 000000	ERHS X C Supplies	360.00	134.65	134.65	0.00	210.00 15.35
10E---	1512	4---	--	-----	360.00	134.65	134.65	0.00	210.00 15.35
10E050	1513	1100	00 000000	ERHS Dance Team Coach	1,750.00	0.00	0.00	0.00	0.00 1,750.00
10E---	1513	1---	--	-----	1,750.00	0.00	0.00	0.00	0.00 1,750.00
10E050	1513	2110	00 000000	ERHS Dance TRS	0.00	0.00	0.00	0.00	0.00 0.00
10E---	1513	2---	--	-----	0.00	0.00	0.00	0.00	0.00 0.00
10E050	1513	4100	00 000000	ERHS Dance Team Supp	300.00	0.00	0.00	0.00	0.00 300.00
10E---	1513	4---	--	-----	300.00	0.00	0.00	0.00	0.00 300.00
10E050	1520	1100	00 000000	ERHS Girls Tennis Coach	3,000.00	0.00	0.00	0.00	0.00 3,000.00
10E---	1520	1---	--	-----	3,000.00	0.00	0.00	0.00	0.00 3,000.00
10E050	1520	2110	00 000000	ERHS Girls Tennis TRS	0.00	0.00	0.00	0.00	0.00 0.00
10E---	1520	2---	--	-----	0.00	0.00	0.00	0.00	0.00 0.00
10E050	1520	3190	00 000000	ERHS Grls Tns Part Exp	105.00	55.00	205.00	0.00	0.00 50.00
10E050	1520	3320	00 000000	ERHS Girls Tennis Tvl	300.00	0.00	60.00	0.00	0.00 300.00
10E---	1520	3---	--	-----	405.00	55.00	265.00	0.00	0.00 350.00
10E050	1520	4100	00 000000	ERHS Grls Tns Supplies	270.00	0.00	97.04	0.00	104.64 68.32
10E---	1520	4---	--	-----	270.00	0.00	97.04	0.00	104.64 68.32
10E050	1521	1100	00 000000	ERHS Vlybl Coach Salary	7,500.00	0.00	0.00	0.00	0.00 7,500.00
10E050	1521	1120	00 000000	ERHS Vlybl Game Wrks Sal	800.00	81.00	183.00	0.00	0.00 719.00
10E---	1521	1---	--	-----	8,300.00	81.00	183.00	0.00	0.00 8,219.00
10E050	1521	2110	00 000000	ERHS Vlybl Coach TRS	1,000.00	0.00	0.00	0.00	0.00 1,000.00
10E---	1521	2---	--	-----	1,000.00	0.00	0.00	0.00	0.00 1,000.00
10E050	1521	3100	00 000000	ERHS Vlybl Officials	900.00	110.00	770.00	0.00	0.00 790.00
10E050	1521	3190	00 000000	ERHS Vlybl Part Exp	500.00	250.00	283.00	0.00	0.00 250.00
10E050	1521	3320	00 000000	ERHS Vlybl Travel	300.00	150.00	150.00	0.00	0.00 150.00
10E---	1521	3---	--	-----	1,700.00	510.00	1,203.00	0.00	0.00 1,190.00
10E050	1521	4100	00 000000	ERHS Vlybl Supplies	900.00	435.59	795.59	0.00	90.00 14.41
10E---	1521	4---	--	-----	900.00	435.59	795.59	0.00	90.00 14.41
10E050	1521	5400	00 000000	ERHS Vlybl Equipment	0.00	0.00	0.00	0.00	0.00 0.00
10E050	1521	5500	00 000000	ERHS Volleyball Equip	0.00	0.00	0.00	0.00	0.00 0.00
10E---	1521	5---	--	-----	0.00	0.00	0.00	0.00	0.00 0.00
10E050	1522	1100	00 000000	ERHS Girls Bsktbl Coach	13,500.00	0.00	0.00	0.00	0.00 13,500.00
10E050	1522	1120	00 000000	ERHS Grls Bsktbl Wkr Sal	1,000.00	0.00	0.00	0.00	0.00 1,000.00
10E---	1522	1---	--	-----	14,500.00	0.00	0.00	0.00	0.00 14,500.00
10E050	1522	2110	00 000000	ERHS Grls Bsktbl Cch TRS	1,750.00	0.00	0.00	0.00	0.00 1,750.00
10E---	1522	2---	--	-----	1,750.00	0.00	0.00	0.00	0.00 1,750.00
10E050	1522	3100	00 000000	ERHS Grls Bsktbl Offical	2,400.00	0.00	0.00	0.00	0.00 2,400.00

106

Account Level				2012-13	September 2012-13	2012-13	2012-13	Encumbered	2012-13	
FDTLOC	FUNC	OBJ	SJ	Description	Budget	Monthly Activity	FY Activity	Batch Activity	Amount FYTD Avail Fnd -	
10E050	1522	3190	00	000000	ERHS Grls Bskbl Part Exp	600.00	0.00	0.00	0.00	600.00
10E050	1522	3320	00	000000	ERHS Grls Bsktbl Travel	300.00	0.00	0.00	0.00	300.00
10E---	1522	3---	--	-----		3,300.00	0.00	0.00	0.00	3,300.00
10E050	1522	4100	00	000000	ERHS Grls Bsktbl Supp	1,800.00	0.00	0.00	0.00	1,800.00
10E---	1522	4---	--	-----		1,800.00	0.00	0.00	0.00	1,800.00
10E050	1523	1100	00	000000	ERHS Grls Trck Coach Sal	3,250.00	0.00	0.00	0.00	3,250.00
10E050	1523	1120	00	000000	ERHS Girls Track Workers	300.00	0.00	0.00	0.00	300.00
10E---	1523	1---	--	-----		3,550.00	0.00	0.00	0.00	3,550.00
10E050	1523	2110	00	000000	ERHS Girls Track TRS	400.00	0.00	0.00	0.00	400.00
10E---	1523	2---	--	-----		400.00	0.00	0.00	0.00	400.00
10E050	1523	3100	00	000000	ERHS Grls Trck Official	225.00	0.00	0.00	0.00	225.00
10E050	1523	3190	00	000000	ERHS Grls Trck Part Exp	650.00	0.00	0.00	0.00	650.00
10E050	1523	3320	00	000000	ERHS Grls Trck Travel	300.00	0.00	0.00	0.00	300.00
10E---	1523	3---	--	-----		1,175.00	0.00	0.00	0.00	1,175.00
10E050	1523	4100	00	000000	ERHS Grls Trck Supplies	850.00	0.00	0.00	0.00	850.00
10E---	1523	4---	--	-----		850.00	0.00	0.00	0.00	850.00
10E050	1524	1100	00	000000	ERHS Grls Sftbl Cch Sal	8,000.00	0.00	0.00	0.00	8,000.00
10E---	1524	1---	--	-----		8,000.00	0.00	0.00	0.00	8,000.00
10E050	1524	2110	00	000000	ERHS Grls Sftbl Cch TRS	1,000.00	0.00	0.00	0.00	1,000.00
10E---	1524	2---	--	-----		1,000.00	0.00	0.00	0.00	1,000.00
10E050	1524	3100	00	000000	ERHS Grls Sftbl Official	3,000.00	0.00	0.00	0.00	3,000.00
10E050	1524	3190	00	000000	ERHS Grls Sftbl Part Exp	0.00	0.00	0.00	0.00	0.00
10E050	1524	3320	00	000000	ERHS Grls Sftbl Travel	300.00	0.00	0.00	0.00	300.00
10E---	1524	3---	--	-----		3,300.00	0.00	0.00	0.00	3,300.00
10E050	1524	4100	00	000000	ERHS Grls Sftbl Supplies	1,800.00	0.00	0.00	0.00	1,800.00
10E---	1524	4---	--	-----		1,800.00	0.00	0.00	0.00	1,800.00
10E050	1525	1100	00	000000	ERHS Girls Soccer Coach	5,000.00	0.00	0.00	0.00	5,000.00
10E050	1525	1120	00	000000	ERHS GIRLS SOCCER TICK	0.00	0.00	0.00	0.00	0.00
10E---	1525	1---	--	-----		5,000.00	0.00	0.00	0.00	5,000.00
10E050	1525	2110	00	000000	ERHS Girls Soccer TRS	350.00	0.00	0.00	0.00	350.00
10E---	1525	2---	--	-----		350.00	0.00	0.00	0.00	350.00
10E050	1525	3100	00	000000	ERHS Girls Soccer Officl	900.00	0.00	0.00	0.00	900.00
10E050	1525	3190	00	000000	ERHS Girls Sccr Part Exp	400.00	0.00	0.00	0.00	400.00
10E050	1525	3320	00	000000	ERHS Girls Sccr Trav	300.00	0.00	0.00	0.00	300.00
10E---	1525	3---	--	-----		1,600.00	0.00	0.00	0.00	1,600.00
10E050	1525	4100	00	000000	ERHS Girls Soccer Supp	850.00	0.00	0.00	0.00	850.00
10E---	1525	4---	--	-----		850.00	0.00	0.00	0.00	850.00
10E050	1530	1100	00	000000	ERHS Boys Tns Coach Sal	3,000.00	0.00	0.00	0.00	3,000.00
10E---	1530	1---	--	-----		3,000.00	0.00	0.00	0.00	3,000.00
10E050	1530	2110	00	000000	ERHS Boys Tns Cch TRS	0.00	0.00	0.00	0.00	0.00

Account Level				2012-13	September 2012-13	2012-13	2012-13	Encumbered	2012-13
FDTLOC	FUNC	OBJ	SJ	Description	Budget	Monthly Activity	FY Activity	Batch Activity	Amount FYTD Avail Fnd -
10E---	1530	2---	--	-----	0.00	0.00	0.00	0.00	0.00 0.00
10E050	1530	3190	00	000000	250.00	0.00	0.00	0.00	0.00 250.00
10E050	1530	3320	00	000000	300.00	0.00	0.00	0.00	0.00 300.00
10E---	1530	3---	--	-----	550.00	0.00	0.00	0.00	0.00 550.00
10E050	1530	4100	00	000000	270.00	0.00	97.04	0.00	0.00 172.96
10E---	1530	4---	--	-----	270.00	0.00	97.04	0.00	0.00 172.96
10E050	1531	1100	00	000000	20,000.00	0.00	0.00	0.00	0.00 20,000.00
10E050	1531	1120	00	000000	1,000.00	66.00	213.00	0.00	0.00 934.00
10E---	1531	1---	--	-----	21,000.00	66.00	213.00	0.00	0.00 20,934.00
10E050	1531	2110	00	000000	2,000.00	3.53	18.73	0.00	0.00 1,996.47
10E---	1531	2---	--	-----	2,000.00	3.53	18.73	0.00	0.00 1,996.47
10E050	1531	3100	00	000000	2,800.00	480.00	2,025.00	0.00	0.00 2,320.00
10E050	1531	3190	00	000000	1,000.00	0.00	72.00	0.00	0.00 1,000.00
10E050	1531	3230	00	000000	2,500.00	0.00	0.00	0.00	0.00 2,500.00
10E050	1531	3320	00	000000	300.00	0.00	0.00	0.00	0.00 300.00
10E050	1531	3800	00	000000	0.00	0.00	0.00	0.00	0.00 0.00
10E---	1531	3---	--	-----	6,600.00	480.00	2,097.00	0.00	0.00 6,120.00
10E050	1531	4100	00	000000	6,500.00	0.00	5,963.04	0.00	451.72 85.24
10E---	1531	4---	--	-----	6,500.00	0.00	5,963.04	0.00	451.72 85.24
10E050	1532	1100	00	000000	15,000.00	0.00	0.00	0.00	0.00 15,000.00
10E050	1532	1120	00	000000	1,500.00	0.00	0.00	0.00	0.00 1,500.00
10E---	1532	1---	--	-----	16,500.00	0.00	0.00	0.00	0.00 16,500.00
10E050	1532	2110	00	000000	1,500.00	0.00	0.00	0.00	0.00 1,500.00
10E---	1532	2---	--	-----	1,500.00	0.00	0.00	0.00	0.00 1,500.00
10E050	1532	3100	00	000000	3,300.00	0.00	0.00	0.00	0.00 3,300.00
10E050	1532	3190	00	000000	900.00	0.00	0.00	0.00	0.00 900.00
10E050	1532	3320	00	000000	300.00	0.00	0.00	0.00	0.00 300.00
10E---	1532	3---	--	-----	4,500.00	0.00	0.00	0.00	0.00 4,500.00
10E050	1532	4100	00	000000	1,800.00	0.00	0.00	0.00	0.00 1,800.00
10E---	1532	4---	--	-----	1,800.00	0.00	0.00	0.00	0.00 1,800.00
10E050	1533	1100	00	000000	8,000.00	0.00	0.00	0.00	0.00 8,000.00
10E050	1533	1110	00	000000	200.00	0.00	0.00	0.00	0.00 200.00
10E---	1533	1---	--	-----	8,200.00	0.00	0.00	0.00	0.00 8,200.00
10E050	1533	2110	00	000000	1,000.00	0.00	0.00	0.00	0.00 1,000.00
10E---	1533	2---	--	-----	1,000.00	0.00	0.00	0.00	0.00 1,000.00
10E050	1533	3100	00	000000	200.00	0.00	0.00	0.00	0.00 200.00
10E050	1533	3190	00	000000	800.00	0.00	0.00	0.00	0.00 800.00
10E050	1533	3320	00	000000	300.00	0.00	0.00	0.00	0.00 300.00
10E---	1533	3---	--	-----	1,300.00	0.00	0.00	0.00	0.00 1,300.00
10E050	1533	4100	00	000000	850.00	0.00	0.00	0.00	0.00 850.00

107

Account Level				2012-13	September 2012-13	2012-13	2012-13	Encumbered	2012-13
FDTLOC	FUNC	OBJ	SJ	Description	Budget	Monthly Activity	FY Activity	Batch Activity	Amount FYTD Avail Fnd -
10E---	1533	4---	--	-----	850.00	0.00	0.00	0.00	0.00 850.00
10E050	1533	5500	00	000000	0.00	0.00	0.00	0.00	0.00 0.00
10E---	1533	5---	--	-----	0.00	0.00	0.00	0.00	0.00 0.00
10E050	1534	1100	00	000000	7,000.00	0.00	0.00	0.00	0.00 7,000.00
10E---	1534	1---	--	-----	7,000.00	0.00	0.00	0.00	0.00 7,000.00
10E050	1534	2110	00	000000	0.00	0.00	0.00	0.00	0.00 0.00
10E---	1534	2---	--	-----	0.00	0.00	0.00	0.00	0.00 0.00
10E050	1534	3100	00	000000	3,000.00	0.00	0.00	0.00	0.00 3,000.00
10E050	1534	3190	00	000000	0.00	0.00	0.00	0.00	0.00 0.00
10E050	1534	3320	00	000000	300.00	0.00	0.00	0.00	0.00 300.00
10E---	1534	3---	--	-----	3,300.00	0.00	0.00	0.00	0.00 3,300.00
10E050	1534	4100	00	000000	1,800.00	0.00	0.00	0.00	0.00 1,800.00
10E---	1534	4---	--	-----	1,800.00	0.00	0.00	0.00	0.00 1,800.00
10E050	1536	1100	00	000000	5,000.00	0.00	0.00	0.00	0.00 5,000.00
10E---	1536	1---	--	-----	5,000.00	0.00	0.00	0.00	0.00 5,000.00
10E050	1536	2110	00	000000	450.00	0.00	0.00	0.00	0.00 450.00
10E---	1536	2---	--	-----	450.00	0.00	0.00	0.00	0.00 450.00
10E050	1536	3100	00	000000	1,800.00	0.00	750.00	0.00	0.00 1,800.00
10E050	1536	3190	00	000000	0.00	500.00	500.00	0.00	0.00 -500.00
10E050	1536	3320	00	000000	300.00	0.00	200.00	0.00	0.00 300.00
10E---	1536	3---	--	-----	2,100.00	500.00	1,450.00	0.00	0.00 1,600.00
10E050	1536	4100	00	000000	850.00	179.40	179.40	0.00	89.95 580.65
10E---	1536	4---	--	-----	850.00	179.40	179.40	0.00	89.95 580.65
10E040	1540	1100	00	000000	4,003.00	0.00	667.08	0.00	0.00 3,335.92
10E---	1540	1---	--	-----	4,003.00	0.00	667.08	0.00	0.00 3,335.92
10E040	1540	2110	00	000000	0.00	0.00	0.00	0.00	0.00 0.00
10E040	1540	2200	00	000000	0.00	0.00	0.00	0.00	0.00 0.00
10E---	1540	2---	--	-----	0.00	0.00	0.00	0.00	0.00 0.00
10E040	1540	3190	00	000000	200.00	0.00	0.00	0.00	0.00 200.00
10E040	1540	3320	00	000000	200.00	0.00	0.00	0.00	0.00 200.00
10E040	1540	3910	00	000000	950.00	0.00	0.00	0.00	0.00 950.00
10E---	1540	3---	--	-----	1,350.00	0.00	0.00	0.00	0.00 1,350.00
10E040	1540	4100	00	000000	400.00	0.00	0.00	0.00	0.00 400.00
10E040	1540	4110	00	000000	2,000.00	0.00	0.00	0.00	0.00 2,000.00
10E---	1540	4---	--	-----	2,400.00	0.00	0.00	0.00	0.00 2,400.00
10E040	1540	6400	00	000000	1,130.00	0.00	0.00	0.00	300.00 830.00
10E---	1540	6---	--	-----	1,130.00	0.00	0.00	0.00	300.00 830.00
10E040	1550	1100	00	000000	4,000.00	0.00	0.00	0.00	0.00 4,000.00
10E---	1550	1---	--	-----	4,000.00	0.00	0.00	0.00	0.00 4,000.00
10E040	1550	2110	00	000000	0.00	0.00	0.00	0.00	0.00 0.00

901

601

Account Level				2012-13	September 2012-13	2012-13	2012-13	Encumbered	2012-13
FDTLOC	FUNC	OBJ	SJ	Description	Budget	Monthly Activity	FY Activity	Batch Activity	Amount FYTD Avail Fnd -
10E---	1550	2---	--	-----	0.00	0.00	0.00	0.00	0.00 0.00
10E040	1550	3190	00	000000	0.00	0.00	0.00	0.00	0.00 0.00
10E040	1550	3320	00	000000	0.00	0.00	0.00	0.00	0.00 0.00
10E---	1550	3---	--	-----	0.00	0.00	0.00	0.00	0.00 0.00
10E040	1550	4100	00	000000	200.00	0.00	0.00	0.00	0.00 200.00
10E---	1550	4---	--	-----	200.00	0.00	0.00	0.00	0.00 200.00
10E040	1550	6400	00	000000	0.00	0.00	0.00	0.00	0.00 0.00
10E---	1550	6---	--	-----	0.00	0.00	0.00	0.00	0.00 0.00
10E040	1551	1100	00	000000	3,500.00	0.00	0.00	0.00	0.00 3,500.00
10E---	1551	1---	--	-----	3,500.00	0.00	0.00	0.00	0.00 3,500.00
10E040	1551	2110	00	000000	375.00	0.00	0.00	0.00	0.00 375.00
10E---	1551	2---	--	-----	375.00	0.00	0.00	0.00	0.00 375.00
10E040	1551	3190	00	000000	0.00	0.00	0.00	0.00	0.00 0.00
10E040	1551	3320	00	000000	0.00	0.00	0.00	0.00	0.00 0.00
10E---	1551	3---	--	-----	0.00	0.00	0.00	0.00	0.00 0.00
10E040	1551	4100	00	000000	450.00	0.00	0.00	0.00	0.00 450.00
10E---	1551	4---	--	-----	450.00	0.00	0.00	0.00	0.00 450.00
10E040	1551	6400	00	000000	0.00	0.00	0.00	0.00	0.00 0.00
10E---	1551	6---	--	-----	0.00	0.00	0.00	0.00	0.00 0.00
10E040	1560	1100	00	000000	6,300.00	0.00	0.00	0.00	0.00 6,300.00
10E040	1560	1120	00	000000	1,000.00	0.00	0.00	0.00	0.00 1,000.00
10E---	1560	1---	--	-----	7,300.00	0.00	0.00	0.00	0.00 7,300.00
10E040	1560	2110	00	000000	550.00	0.00	0.00	0.00	0.00 550.00
10E040	1560	2130	00	000000	0.00	0.00	0.00	0.00	0.00 0.00
10E---	1560	2---	--	-----	550.00	0.00	0.00	0.00	0.00 550.00
10E040	1560	3100	00	000000	1,300.00	0.00	0.00	0.00	0.00 1,300.00
10E040	1560	3190	00	000000	0.00	0.00	0.00	0.00	0.00 0.00
10E040	1560	3320	00	000000	0.00	0.00	0.00	0.00	0.00 0.00
10E---	1560	3---	--	-----	1,300.00	0.00	0.00	0.00	0.00 1,300.00
10E040	1560	4100	00	000000	2,800.00	0.00	0.00	0.00	1,664.00 1,136.00
10E---	1560	4---	--	-----	2,800.00	0.00	0.00	0.00	1,664.00 1,136.00
10E040	1560	5400	00	000000	0.00	0.00	0.00	0.00	0.00 0.00
10E---	1560	5---	--	-----	0.00	0.00	0.00	0.00	0.00 0.00
10E040	1560	6400	00	000000	0.00	0.00	0.00	0.00	0.00 0.00
10E---	1560	6---	--	-----	0.00	0.00	0.00	0.00	0.00 0.00
10E040	1561	1100	00	000000	5,000.00	0.00	0.00	0.00	0.00 5,000.00
10E040	1561	1120	00	000000	450.00	0.00	0.00	0.00	0.00 450.00
10E---	1561	1---	--	-----	5,450.00	0.00	0.00	0.00	0.00 5,450.00
10E040	1561	2110	00	000000	500.00	0.00	0.00	0.00	0.00 500.00
10E040	1561	2130	00	000000	0.00	0.00	0.00	0.00	0.00 0.00

Account Level				2012-13	September 2012-13	2012-13	2012-13	Encumbered	2012-13
FDTLOC	FUNC	OBJ	SJ	Description	Budget	Monthly Activity	FY Activity	Batch Activity	Amount FYTD Avail Fnd -
10E---	1561	2---	--	-----	500.00	0.00	0.00	0.00	0.00 500.00
10E040	1561	3100	00	000000	800.00	0.00	0.00	0.00	0.00 800.00
10E040	1561	3190	00	000000	0.00	0.00	0.00	0.00	0.00 0.00
10E040	1561	3320	00	000000	0.00	0.00	0.00	0.00	0.00 0.00
10E---	1561	3---	--	-----	800.00	0.00	0.00	0.00	0.00 800.00
10E040	1561	4100	00	000000	700.00	0.00	0.00	0.00	0.00 700.00
10E---	1561	4---	--	-----	700.00	0.00	0.00	0.00	0.00 700.00
10E040	1561	6400	00	000000	0.00	0.00	0.00	0.00	0.00 0.00
10E---	1561	6---	--	-----	0.00	0.00	0.00	0.00	0.00 0.00
10E040	1562	1100	00	000000	2,500.00	0.00	0.00	0.00	0.00 2,500.00
10E---	1562	1---	--	-----	2,500.00	0.00	0.00	0.00	0.00 2,500.00
10E040	1562	2110	00	000000	300.00	0.00	0.00	0.00	0.00 300.00
10E---	1562	2---	--	-----	300.00	0.00	0.00	0.00	0.00 300.00
10E040	1562	3100	00	000000	670.00	0.00	0.00	0.00	0.00 670.00
10E040	1562	3190	00	000000	0.00	0.00	0.00	0.00	0.00 0.00
10E040	1562	3320	00	000000	0.00	0.00	0.00	0.00	0.00 0.00
10E---	1562	3---	--	-----	670.00	0.00	0.00	0.00	0.00 670.00
10E040	1562	4100	00	000000	600.00	0.00	0.00	0.00	0.00 600.00
10E---	1562	4---	--	-----	600.00	0.00	0.00	0.00	0.00 600.00
10E040	1562	6400	00	000000	0.00	0.00	0.00	0.00	0.00 0.00
10E---	1562	6---	--	-----	0.00	0.00	0.00	0.00	0.00 0.00
10E040	1570	1100	00	000000	7,960.00	0.00	0.00	0.00	0.00 7,960.00
10E040	1570	1120	00	000000	1,600.00	0.00	0.00	0.00	0.00 1,600.00
10E---	1570	1---	--	-----	9,560.00	0.00	0.00	0.00	0.00 9,560.00
10E040	1570	2110	00	000000	1,100.00	0.00	0.00	0.00	0.00 1,100.00
10E040	1570	2130	00	000000	0.00	0.00	0.00	0.00	0.00 0.00
10E---	1570	2---	--	-----	1,100.00	0.00	0.00	0.00	0.00 1,100.00
10E040	1570	3100	00	000000	1,800.00	0.00	0.00	0.00	0.00 1,800.00
10E040	1570	3190	00	000000	0.00	0.00	0.00	0.00	0.00 0.00
10E040	1570	3320	00	000000	0.00	0.00	0.00	0.00	0.00 0.00
10E---	1570	3---	--	-----	1,800.00	0.00	0.00	0.00	0.00 1,800.00
10E040	1570	4100	00	000000	2,725.00	0.00	0.00	0.00	0.00 2,725.00
10E---	1570	4---	--	-----	2,725.00	0.00	0.00	0.00	0.00 2,725.00
10E040	1570	6400	00	000000	0.00	0.00	0.00	0.00	0.00 0.00
10E---	1570	6---	--	-----	0.00	0.00	0.00	0.00	0.00 0.00
10E040	1571	1100	00	000000	4,003.00	0.00	0.00	0.00	0.00 4,003.00
10E---	1571	1---	--	-----	4,003.00	0.00	0.00	0.00	0.00 4,003.00
10E040	1571	2110	00	000000	475.00	0.00	0.00	0.00	0.00 475.00
10E---	1571	2---	--	-----	475.00	0.00	0.00	0.00	0.00 475.00
10E040	1571	3100	00	000000	2,650.00	0.00	0.00	0.00	0.00 2,650.00

011

Account Level				2012-13	September 2012-13	2012-13	2012-13	Encumbered	2012-13
FDTLOC	FUNC	OBJ	SJ	Description	Budget	Monthly Activity	FY Activity	Batch Activity	Amount FYTD Avail Fnd -
10E040	1571	3190	00 000000	ERMS Boys Trk Part Exp	0.00	59.98	59.98	0.00	0.00 -59.98
10E040	1571	3320	00 000000	ERMS Boys Trk Travel	0.00	0.00	0.00	0.00	0.00
10E---	1571	3---	--	-----	2,650.00	59.98	59.98	0.00	0.00 2,590.02
10E040	1571	4100	00 000000	ERMS Boys Trk Supplies	2,000.00	0.00	0.00	0.00	59.98 1,940.02
10E---	1571	4---	--	-----	2,000.00	0.00	0.00	0.00	59.98 1,940.02
10E040	1571	6400	00 000000	ERMS Boys Trk Dues/Fees	0.00	0.00	0.00	0.00	0.00
10E---	1571	6---	--	-----	0.00	0.00	0.00	0.00	0.00
10E050	1572	1100	00 000000	ERHS Wrestling Coach	3,250.00	0.00	0.00	0.00	0.00 3,250.00
10E050	1572	1120	00 000000	HS Wrestling Workers Sal	175.00	0.00	0.00	0.00	0.00 175.00
10E---	1572	1---	--	-----	3,425.00	0.00	0.00	0.00	0.00 3,425.00
10E050	1572	2110	00 000000	ERHS Wrestling TRS	450.00	0.00	0.00	0.00	0.00 450.00
10E---	1572	2---	--	-----	450.00	0.00	0.00	0.00	0.00 450.00
10E050	1572	3100	00 000000	HS Wrestling Officials	450.00	0.00	0.00	0.00	0.00 450.00
10E050	1572	3190	00 000000	ERHS Wrestling Entry Fees	750.00	0.00	0.00	0.00	0.00 750.00
10E050	1572	3320	00 000000	ERHS Wrestling Travel	300.00	0.00	0.00	0.00	0.00 300.00
10E---	1572	3---	--	-----	1,500.00	0.00	0.00	0.00	0.00 1,500.00
10E040	1572	4100	00 000000	Wrestling Supplies	0.00	0.00	0.00	0.00	0.00
10E050	1572	4100	00 000000	ERHS Wrestling Supp	675.00	0.00	0.00	0.00	0.00 675.00
10E---	1572	4---	--	-----	675.00	0.00	0.00	0.00	0.00 675.00
10E040	1575	1100	00 000000	ERMS Yearbook Spons Sal	2,500.00	161.46	607.17	0.00	0.00 2,015.62
10E---	1575	1---	--	-----	2,500.00	161.46	607.17	0.00	0.00 2,015.62
10E040	1575	2110	00 000000	ERMS Yearbook Spons TRS	275.00	25.36	43.54	0.00	0.00 249.64
10E---	1575	2---	--	-----	275.00	25.36	43.54	0.00	0.00 249.64
10E040	1576	1100	00 000000	ERMS Student Council Sp	2,100.00	134.54	512.71	0.00	0.00 1,696.38
10E---	1576	1---	--	-----	2,100.00	134.54	512.71	0.00	0.00 1,696.38
10E040	1576	2110	00 000000	ERMS Student Council TRS	225.00	21.12	37.14	0.00	0.00 203.88
10E---	1576	2---	--	-----	225.00	21.12	37.14	0.00	0.00 203.88
10E050	1580	1100	00 000000	ERHS Schlstc Bwl Cch Sal	2,250.00	0.00	85.18	0.00	0.00 2,250.00
10E---	1580	1---	--	-----	2,250.00	0.00	85.18	0.00	0.00 2,250.00
10E050	1580	2110	00 000000	ERHS Schlstc Bwl TRS	300.00	0.00	10.01	0.00	0.00 300.00
10E---	1580	2---	--	-----	300.00	0.00	10.01	0.00	0.00 300.00
10E050	1580	3190	00 000000	ERHS Schlstc Bwl Pur Ser	200.00	0.00	0.00	0.00	0.00 200.00
10E050	1580	3320	00 000000	ERHS Schlstc Bwl Travel	300.00	0.00	0.00	0.00	0.00 300.00
10E---	1580	3---	--	-----	500.00	0.00	0.00	0.00	0.00 500.00
10E050	1580	4100	00 000000	ERHS Schlstc Bwl Supp	450.00	0.00	0.00	0.00	0.00 450.00
10E---	1580	4---	--	-----	450.00	0.00	0.00	0.00	0.00 450.00
10E050	1582	1100	00 000000	ERHS Drama Spons Salary	7,000.00	0.00	0.00	0.00	0.00 7,000.00
10E---	1582	1---	--	-----	7,000.00	0.00	0.00	0.00	0.00 7,000.00
10E050	1582	2110	00 000000	ERHS Drama Spons TRS	1,400.00	0.00	0.00	0.00	0.00 1,400.00
10E050	1582	2130	00 000000		0.00	0.00	0.00	0.00	0.00

Account Level				2012-13	September 2012-13	2012-13	2012-13	Encumbered	2012-13
FDTLOC	FUNC	OBJ	SJ	Description	Budget	Monthly Activity	FY Activity	Batch Activity	Amount FYTD Avail Fnd -
10E050	1582	2200	00	000000	0.00	0.00	0.00	0.00	0.00 0.00
10E---	1582	2---	--	-----	1,400.00	0.00	0.00	0.00	0.00 1,400.00
10E050	1582	3190	00	000000	400.00	0.00	0.00	0.00	0.00 400.00
10E---	1582	3---	--	-----	400.00	0.00	0.00	0.00	0.00 400.00
10E050	1583	1100	00	000000	6,850.00	511.28	1,794.26	0.00	0.00 5,316.16
10E050	1583	1110	00	000000	2,300.00	0.00	1,801.46	0.00	0.00 500.00
10E---	1583	1---	--	-----	9,150.00	511.28	3,595.72	0.00	0.00 5,816.16
10E050	1583	2110	00	000000	1,750.00	80.28	173.37	0.00	0.00 1,617.57
10E---	1583	2---	--	-----	1,750.00	80.28	173.37	0.00	0.00 1,617.57
10E050	1583	3190	00	000000	3,500.00	0.00	2,950.00	0.00	0.00 550.00
10E---	1583	3---	--	-----	3,500.00	0.00	2,950.00	0.00	0.00 550.00
10E050	1583	5500	00	000000	6,000.00	0.00	0.00	0.00	0.00 6,000.00
10E---	1583	5---	--	-----	6,000.00	0.00	0.00	0.00	0.00 6,000.00
10E050	1584	1100	00	000000	0.00	0.00	0.00	0.00	0.00 0.00
10E---	1584	1---	--	-----	0.00	0.00	0.00	0.00	0.00 0.00
10E050	1585	1100	00	000000	5,000.00	260.00	1,137.56	0.00	0.00 3,993.52
10E---	1585	1---	--	-----	5,000.00	260.00	1,137.56	0.00	0.00 3,993.52
10E050	1585	2110	00	000000	650.00	40.84	61.40	0.00	0.00 609.16
10E---	1585	2---	--	-----	650.00	40.84	61.40	0.00	0.00 609.16
10E050	1586	1100	00	000000	2,000.00	134.54	472.12	0.00	0.00 1,596.38
10E---	1586	1---	--	-----	2,000.00	134.54	472.12	0.00	0.00 1,596.38
10E050	1586	2110	00	000000	250.00	21.12	31.86	0.00	0.00 228.88
10E---	1586	2---	--	-----	250.00	21.12	31.86	0.00	0.00 228.88
10E050	1588	1100	00	000000	500.00	0.00	0.00	0.00	0.00 500.00
10E---	1588	1---	--	-----	500.00	0.00	0.00	0.00	0.00 500.00
10E050	1588	2110	00	000000	100.00	0.00	0.00	0.00	0.00 100.00
10E---	1588	2---	--	-----	100.00	0.00	0.00	0.00	0.00 100.00
10E050	1589	1100	00	000000	4,000.00	292.84	1,045.56	0.00	0.00 3,142.44
10E---	1589	1---	--	-----	4,000.00	292.84	1,045.56	0.00	0.00 3,142.44
10E050	1589	2110	00	000000	500.00	46.00	74.44	0.00	0.00 454.00
10E---	1589	2---	--	-----	500.00	46.00	74.44	0.00	0.00 454.00
10E050	1590	1110	00	000000	3,500.00	282.16	960.41	0.00	0.00 2,683.22
10E---	1590	1---	--	-----	3,500.00	282.16	960.41	0.00	0.00 2,683.22
10E050	1590	2130	00	000000	0.00	0.00	0.00	0.00	0.00 0.00
10E---	1590	2---	--	-----	0.00	0.00	0.00	0.00	0.00 0.00
10E050	1590	3320	00	000000	0.00	0.00	0.00	0.00	0.00 0.00
10E---	1590	3---	--	-----	0.00	0.00	0.00	0.00	0.00 0.00
10E040	1591	1100	00	000000	2,500.00	161.46	566.55	0.00	0.00 2,015.62
10E---	1591	1---	--	-----	2,500.00	161.46	566.55	0.00	0.00 2,015.62
10E040	1591	2110	00	000000	275.00	25.36	38.22	0.00	0.00 249.64

Account Level				2012-13	September 2012-13	2012-13	2012-13	Encumbered	2012-13
FDTLOC	FUNC	OBJ	SJ	Description	Budget	Monthly Activity	FY Activity	Batch Activity	Amount FYTD Avail Fnd -
10E---	1591	2---	--	-----	275.00	25.36	38.22	0.00	0.00 249.64
10E040	1591	3230	00	000000 ERMS Band Rep/Main	1,000.00	0.00	0.00	0.00	1,000.00 0.00
10E---	1591	3---	--	-----	1,000.00	0.00	0.00	0.00	1,000.00 0.00
10E040	1591	4100	00	000000 ERMS Music Supp/Parts	1,000.00	1,996.87	1,996.87	0.00	0.00 -996.87
10E---	1591	4---	--	-----	1,000.00	1,996.87	1,996.87	0.00	0.00 -996.87
10E040	1591	6400	00	000000 ERMS Band Dues/Fees	500.00	0.00	0.00	0.00	80.00 420.00
10E---	1591	6---	--	-----	500.00	0.00	0.00	0.00	80.00 420.00
10E040	1593	1100	00	000000 ERMS Talent Shw Spon Sal	5,000.00	0.00	0.00	0.00	0.00 5,000.00
10E---	1593	1---	--	-----	5,000.00	0.00	0.00	0.00	0.00 5,000.00
10E040	1593	2110	00	000000 ERMS Talent Shw Spon TRS	550.00	0.00	0.00	0.00	0.00 550.00
10E---	1593	2---	--	-----	550.00	0.00	0.00	0.00	0.00 550.00
10E040	1593	4100	00	000000	250.00	0.00	0.00	0.00	0.00 250.00
10E---	1593	4---	--	-----	250.00	0.00	0.00	0.00	0.00 250.00
10E040	1594	4100	00	000000 ERMS Drama Supplies	250.00	0.00	0.00	0.00	0.00 250.00
10E---	1594	4---	--	-----	250.00	0.00	0.00	0.00	0.00 250.00
10E040	1598	1100	00	000000 ERMS Dance/Grad Sup Sal	300.00	95.00	95.00	0.00	0.00 205.00
10E---	1598	1---	--	-----	300.00	95.00	95.00	0.00	0.00 205.00
10E040	1598	2110	00	000000 ERMS Dance/Grad TRS	50.00	11.17	11.17	0.00	0.00 38.83
10E---	1598	2---	--	-----	50.00	11.17	11.17	0.00	0.00 38.83
10E040	1599	3320	00	000000 ERMS Olympiad Trav	500.00	0.00	0.00	0.00	0.00 500.00
10E---	1599	3---	--	-----	500.00	0.00	0.00	0.00	0.00 500.00
10E---	15--	----	--	-----	381,906.00	11,835.59	58,259.44	0.00	26,122.93 303,213.87
10E050	1700	1100	00	000000 Driver's Ed Teach Salary	45,000.00	1,182.60	10,692.58	0.00	0.00 35,644.62
10E---	1700	1---	--	-----	45,000.00	1,182.60	10,692.58	0.00	0.00 35,644.62
10E050	1700	2110	00	000000 Driver's Ed TRS	4,500.00	166.43	605.42	0.00	0.00 4,019.65
10E050	1700	2200	00	000000 Driver's Ed Ins Ben	1,500.00	45.00	293.60	0.00	0.00 1,275.00
10E---	1700	2---	--	-----	6,000.00	211.43	899.02	0.00	0.00 5,294.65
10E050	1700	3190	00	000000 Driver's Ed Pur Serv	250.00	45.00	45.00	0.00	0.00 205.00
10E050	1700	3230	00	000000 Driver's Ed Rep/Maint	1,000.00	0.00	145.00	0.00	870.00 -15.00
10E050	1700	3320	00	000000 Driver;s Ed Travel	100.00	0.00	0.00	0.00	0.00 100.00
10E050	1700	3600	00	000000 Driver's Ed Printing	100.00	0.00	0.00	0.00	100.00 0.00
10E---	1700	3---	--	-----	1,450.00	45.00	190.00	0.00	970.00 290.00
10E050	1700	4100	00	000000 Driver's Ed Supplies	1,000.00	0.00	210.74	0.00	789.26 0.00
10E050	1700	4210	00	000000 Drvr's Ed Replcmnt Texbks	360.00	0.00	0.00	0.00	0.00 360.00
10E050	1700	4640	00	000000 Driver's Ed Fuel	5,000.00	0.00	0.00	0.00	0.00 5,000.00
10E---	1700	4---	--	-----	6,360.00	0.00	210.74	0.00	789.26 5,360.00
10E---	17--	----	--	-----	58,810.00	1,439.03	11,992.34	0.00	1,759.26 46,589.27
10E550	1900	1110	00	550000 TAOEP TA/Aide Salary	2,952.00	0.00	2,951.64	0.00	0.00 0.36
10E750	1900	1110	00	750000 TAOEP TA/Aide Salary	25,000.00	2,583.01	4,038.50	0.00	0.00 22,416.99
10E550	1900	1200	00	550000	0.00	0.00	0.00	0.00	0.00 0.00

Account Level				2012-13	September 2012-13	2012-13	2012-13	Encumbered	2012-13
FDTLOC	FUNC	OBJ	SJ	Description	Budget	Monthly Activity	FY Activity	Batch Activity	Amount FYTD Avail Fnd -
10E550	1900	1210	00	550000	0.00	0.00	0.00	0.00	0.00
10E---	1900	1---	--	-----	27,952.00	2,583.01	6,990.14	0.00	0.00 22,417.35
10E750	1900	2130	00	750000	0.00	0.00	0.00	0.00	0.00
10E550	1900	2200	00	550000	2.00	0.00	2.40	0.00	0.00 -0.40
10E750	1900	2200	00	750000	26.00	1.80	3.00	0.00	0.00 24.20
10E---	1900	2---	--	-----	28.00	1.80	5.40	0.00	0.00 23.80
10E550	1900	4100	00	550000	0.00	0.00	64.00	0.00	0.00 -64.00
10E750	1900	4100	00	750000	0.00	0.00	0.00	0.00	0.00
10E---	1900	4---	--	-----	0.00	0.00	64.00	0.00	0.00 -64.00
10E010	1911	6700	00	000000	0.00	0.00	0.00	0.00	0.00
10E---	1911	6---	--	-----	0.00	0.00	0.00	0.00	0.00
10E260	1912	6700	00	260000	32,000.00	2,905.82	8,212.10	0.00	0.00 23,787.90
10E260	1912	6710	00	260000	500.00	0.00	0.00	0.00	0.00 500.00
10E260	1912	6720	00	000000	135,000.00	12,024.95	36,373.42	0.00	0.00 98,626.58
10E---	1912	6---	--	-----	167,500.00	14,930.77	44,585.52	0.00	0.00 122,914.48
10E---	19--	----	--	-----	195,480.00	17,515.58	51,645.06	0.00	0.00 145,291.63
10E010	2110	1100	00	000000	0.00	0.00	0.00	0.00	0.00
10E550	2110	1100	00	550000	0.00	0.00	0.00	0.00	0.00
10E750	2110	1100	00	750000	8,500.00	2,018.24	3,045.51	0.00	0.00 6,481.76
10E020	2110	1110	00	000000	0.00	0.00	0.00	0.00	0.00
10E550	2110	1110	00	550000	5,909.00	0.00	5,908.88	0.00	0.00 0.12
10E750	2110	1110	00	750000	28,200.00	0.00	0.00	0.00	0.00 28,200.00
10E---	2110	1---	--	-----	42,609.00	2,018.24	8,954.39	0.00	0.00 34,681.88
10E010	2110	2110	00	000000	0.00	0.00	0.00	0.00	0.00
10E550	2110	2110	00	550000	0.00	0.00	0.00	0.00	0.00
10E750	2110	2110	00	750000	3,851.00	316.94	477.76	0.00	0.00 3,534.06
10E020	2110	2130	00	000000	0.00	0.00	0.00	0.00	0.00
10E750	2110	2130	00	750000	0.00	0.00	0.00	0.00	0.00
10E550	2110	2200	00	550000	720.00	0.00	720.00	0.00	0.00
10E750	2110	2200	00	750000	3,240.00	270.00	415.23	0.00	0.00 2,970.00
10E---	2110	2---	--	-----	7,811.00	586.94	1,612.99	0.00	0.00 6,504.06
10E550	2110	3190	00	550000	0.00	0.00	0.00	0.00	0.00
10E750	2110	3190	00	750000	40.00	40.00	80.00	0.00	0.00 -40.00
10E010	2110	3320	00	000000	0.00	0.00	0.00	0.00	0.00
10E550	2110	3320	00	550000	0.00	0.00	0.00	0.00	0.00
10E750	2110	3320	00	750000	1,317.00	57.72	57.72	0.00	0.00 1,259.28
10E---	2110	3---	--	-----	1,357.00	97.72	137.72	0.00	0.00 1,219.28
10E020	2120	1100	00	000000	45,000.00	3,834.04	11,567.35	0.00	0.00 35,384.20
10E040	2120	1100	00	000000	42,000.00	3,267.60	11,450.74	0.00	0.00 32,306.12
10E050	2120	1100	00	000000	140,000.00	11,146.26	35,674.19	0.00	0.00 110,194.36

Account Level				2012-13	September 2012-13	2012-13	2012-13	Encumbered	2012-13		
FDTLOC	FUNC	OBJ	SJ	Description	Budget	Monthly Activity	FY Activity	Batch Activity	Amount	FYTD Avail	Fnd -
10E070	2120	1100	00	000000	21st Cent Guid Sal	352.00	0.00	352.00	0.00	0.00	0.00
10E470	2120	1100	00	470000	21st Cent SW Sal	2,816.00	0.00	181.50	0.00	0.00	2,816.00
10E050	2120	1110	00	000000	ERHS Guid Sec Salary	20,000.00	1,414.70	5,076.89	0.00	0.00	15,755.90
10E050	2120	1210	00	000000	ERHS Guid Sub Sec Sal	150.00	0.00	0.00	0.00	0.00	150.00
10E---	2120	1---	--	-----		250,318.00	19,662.60	64,302.67	0.00	0.00	196,606.58
10E020	2120	2110	00	000000	ERES Guidance TRS	6,000.00	602.04	907.59	0.00	0.00	5,397.96
10E040	2120	2110	00	000000	ERMS Guidance TRS	5,000.00	513.10	785.77	0.00	0.00	4,486.90
10E050	2120	2110	00	000000	ERHS Guid TRS	20,000.00	1,750.28	2,662.60	0.00	0.00	18,249.72
10E070	2120	2110	00	000000	21st Cent TRS	151.00	0.00	150.43	0.00	0.00	0.57
10E470	2120	2110	00	470000	21st Cent TRS	1,088.00	0.00	77.56	0.00	0.00	1,088.00
10E050	2120	2130	00	000000		0.00	0.00	0.00	0.00	0.00	0.00
10E020	2120	2200	00	000000	ERES Ins Ben	4,620.00	360.00	1,273.64	0.00	0.00	3,540.00
10E040	2120	2200	00	000000	ERMS Guidance Ins Ben	4,620.00	360.00	1,273.64	0.00	0.00	3,540.00
10E050	2120	2200	00	000000	ERHS Guid Ins Ben	9,260.00	721.20	2,554.51	0.00	0.00	7,096.40
10E---	2120	2---	--	-----		50,739.00	4,306.62	9,685.74	0.00	0.00	43,399.55
10E010	2120	3140	00	000000	Dist Testing Services	6,500.00	0.00	0.00	0.00	0.00	6,500.00
10E020	2120	3190	00	000000	ERES Guid Pur Serv	350.00	0.00	0.00	0.00	0.00	350.00
10E050	2120	3190	00	000000	ERHS Guid Pur Serv	3,500.00	0.00	0.00	0.00	250.00	3,250.00
10E070	2120	3190	00	000000	Century 21 Grant-Pur Srvcs	0.00	0.00	0.00	0.00	0.00	0.00
10E500	2120	3190	00	500000	Title I Guid Pur Serv CHAT	0.00	0.00	0.00	0.00	0.00	0.00
10E680	2120	3190	00	680000	CHAT Guid Speaker	600.00	0.00	0.00	0.00	0.00	600.00
10E880	2120	3190	00	880000	CHAT #2 JF-Speaker	5,000.00	350.00	900.00	150.00	0.00	3,950.00
10E050	2120	3230	00	000000	ERHS Guid Rep/Maint	100.00	0.00	0.00	0.00	100.00	0.00
10E050	2120	3240	00	000000	ERHS Guid Copier Repair	400.00	0.00	0.00	0.00	400.00	0.00
10E050	2120	3260	00	000000	ERHS Guid Postage	250.00	0.00	0.00	0.00	0.00	250.00
10E040	2120	3320	00	000000	ERMS Guidance Travel	50.00	0.00	0.00	0.00	0.00	50.00
10E050	2120	3320	00	000000	ERHS Guid Travel	530.00	149.00	149.00	0.00	0.00	381.00
10E070	2120	3320	00	000000	21st Cent Mile	0.00	0.00	0.00	0.00	0.00	0.00
10E470	2120	3320	00	470000	21s Cent Mileage	0.00	0.00	0.00	152.07	0.00	-152.07
10E050	2120	3600	00	000000	Guidance Printing	0.00	0.00	0.00	0.00	0.00	0.00
10E---	2120	3---	--	-----		17,280.00	499.00	1,049.00	302.07	750.00	15,178.93
10E010	2120	4100	00	000000	Dist Testing Supplies	4,000.00	0.00	3,608.00	0.00	3,608.00	-3,216.00
10E020	2120	4100	00	000000	ERES Guid Supp	1,500.00	0.00	0.00	0.00	0.00	1,500.00
10E040	2120	4100	00	000000	ERMS Guidance Supplies	600.00	0.00	0.00	0.00	205.00	395.00
10E050	2120	4100	00	000000	ERHS Guid Supplies	2,350.00	528.52	677.84	0.00	655.11	1,039.09
10E070	2120	4100	00	000000	21st Cent Supp	0.00	0.00	0.00	0.00	0.00	0.00
10E500	2120	4100	00	500000	Title I Counselor Supp	0.00	0.00	0.00	0.00	0.00	0.00
10E680	2120	4100	00	680000	CHAT Guid Supp	200.00	0.00	0.00	0.00	0.00	200.00
10E880	2120	4100	00	880000	CHAT #2 JF Supplies	1,000.00	152.74	608.24	0.00	0.00	391.76
10E050	2120	4240	00	000000	ERHS Guid Paper/Toner	300.00	0.00	0.00	0.00	0.00	300.00

CH

Account Level				2012-13	September 2012-13	2012-13	2012-13	Encumbered	2012-13		
FDTLOC	FUNC	OBJ	SJ	Description	Budget	Monthly Activity	FY Activity	Batch Activity	Amount	FYTD Avail	Fnd -
10E050	2120	4700	00 000000	ERHS Guid Software	0.00	0.00	0.00	0.00	0.00		0.00
10E---	2120	4---	--		9,950.00	681.26	4,894.08	0.00	4,468.11		609.85
10E050	2120	5500	00 000000	ERHS Gudiance Equipment	1,100.00	0.00	0.00	0.00	0.00		1,100.00
10E---	2120	5---	--		1,100.00	0.00	0.00	0.00	0.00		1,100.00
10E050	2120	6400	00 000000	ERHS Guid Membership/Dues	200.00	80.00	80.00	0.00	95.00		25.00
10E---	2120	6---	--		200.00	80.00	80.00	0.00	95.00		25.00
10E010	2130	1100	00 000000	District Nurse Salary	150,000.00	12,229.26	39,656.52	0.00	0.00		116,579.06
10E010	2130	1200	00 000000	Dist Sub Nurse Sal	500.00	0.00	85.00	0.00	0.00		415.00
10E---	2130	1---	--		150,500.00	12,229.26	39,741.52	0.00	0.00		116,994.06
10E010	2130	2110	00 000000	District Nurse TRS	17,000.00	1,728.89	2,623.89	0.00	0.00		15,252.97
10E010	2130	2130	00 000000		0.00	0.00	0.00	0.00	0.00		0.00
10E010	2130	2200	00 000000	District Nurse Ins Ben	14,000.00	1,081.20	3,822.72	0.00	0.00		10,758.80
10E---	2130	2---	--		31,000.00	2,810.09	6,446.61	0.00	0.00		26,011.77
10E920	2130	3190	00 920000	Dist Immuniz/Reg Fee	40.00	270.00	270.00	0.00	0.00		-230.00
10E920	2130	3230	00 920000	District Nurse Rep/Maint	100.00	133.65	133.65	0.00	40.00		-73.65
10E920	2130	3320	00 920000	District Nurse Travel	1,000.00	12.21	12.21	18.87	0.00		968.92
10E---	2130	3---	--		1,140.00	415.86	415.86	18.87	40.00		665.27
10E920	2130	4100	00 920000	District Nurse Supplies	3,838.00	262.87	354.98	0.00	3,816.31		-241.18
10E920	2130	4400	00 920000	Subscription Renewals	44.00	0.00	44.00	0.00	0.00		0.00
10E920	2130	4700	00 920000	Nurses Software	0.00	0.00	0.00	0.00	0.00		0.00
10E---	2130	4---	--		3,882.00	262.87	398.98	0.00	3,816.31		-241.18
10E920	2130	5500	00 920000	District Nurse Equipment	0.00	0.00	0.00	0.00	0.00		0.00
10E---	2130	5---	--		0.00	0.00	0.00	0.00	0.00		0.00
10E920	2130	6400	00 920000	Nurses Membership/Dues Fees	438.00	0.00	438.00	0.00	0.00		0.00
10E---	2130	6---	--		438.00	0.00	438.00	0.00	0.00		0.00
10E920	2140	4130	00 920000	Psych Supp	1,500.00	0.00	0.00	0.00	0.00		1,500.00
10E---	2140	4---	--		1,500.00	0.00	0.00	0.00	0.00		1,500.00
10E150	2150	1100	00 150000	Speech private sal-fed sese gr	0.00	0.00	0.00	0.00	0.00		0.00
10E280	2150	1100	00 280000	District Speech Salary	185,000.00	14,952.42	45,668.78	0.00	0.00		147,267.78
10E280	2150	1110	00 280000	District Speech Aide	0.00	0.00	0.00	0.00	0.00		0.00
10E---	2150	1---	--		185,000.00	14,952.42	45,668.78	0.00	0.00		147,267.78
10E150	2150	2110	00 150000	Speech private TRS-fed sese gr	0.00	0.00	0.00	0.00	0.00		0.00
10E280	2150	2110	00 280000	District Speech TRS	23,500.00	2,347.94	3,588.62	0.00	0.00		21,145.59
10E280	2150	2130	00 280000		0.00	0.00	0.00	0.00	0.00		0.00
10E280	2150	2200	00 280000	District Speech Ins Ben	18,300.00	1,440.00	4,374.56	0.00	0.00		14,700.00
10E---	2150	2---	--		41,800.00	3,787.94	7,963.18	0.00	0.00		35,845.59
10E920	2150	3320	00 920000	District Speech Travel	3,000.00	9.71	9.71	0.00	0.00		2,990.29
10E---	2150	3---	--		3,000.00	9.71	9.71	0.00	0.00		2,990.29
10E920	2150	4100	00 920000	District Speech Supplies	1,250.00	46.39	609.05	0.00	156.31		484.64
10E920	2150	4130	00 920000	District Speech Testing Suppli	6,000.00	177.00	177.00	199.00	26.55		5,597.45

10  
9

Account Level				2012-13	September 2012-13	2012-13	2012-13	Encumbered	2012-13		
FDTLOC	FUNC	OBJ	SJ	Description	Budget	Monthly Activity	FY Activity	Batch Activity	Amount	FYTD Avail	Fnd -
10E920	2150	4200	00	920000	District Bilingual Test Suppli	0.00	0.00	0.00	0.00	0.00	0.00
10E920	2150	4220	00	920000	District Speech Workbooks	0.00	0.00	0.00	0.00	0.00	0.00
10E---	2150	4---	--	-----	7,250.00	223.39	786.05	199.00	182.86	6,082.09	
10E920	2150	5500	00	000000		2,000.00	0.00	0.00	0.00	2,000.00	
10E---	2150	5---	--	-----	2,000.00	0.00	0.00	0.00	0.00	2,000.00	
10E920	2150	6400	00	920000	District Speech Dues & Fees	900.00	0.00	0.00	0.00	450.00	450.00
10E---	2150	6---	--	-----	900.00	0.00	0.00	0.00	450.00	450.00	
10E020	2190	1110	00	000000	Supervision Aide Salary	0.00	2,697.30	9,541.05	0.00	0.00	-8,091.90
10E020	2190	1210	00	000000	Sub Supervision Aide	0.00	17.00	17.00	0.00	0.00	-17.00
10E---	2190	1---	--	-----	0.00	2,714.30	9,558.05	0.00	0.00	-8,108.90	
10E020	2190	2130	00	000000		0.00	0.00	0.00	0.00	0.00	
10E020	2190	2200	00	000000	Supervision Aide Ins Ben	4,650.00	315.81	1,232.45	0.00	0.00	3,611.79
10E---	2190	2---	--	-----	4,650.00	315.81	1,232.45	0.00	0.00	3,611.79	
10E---	21--	----	--	-----	814,424.00	65,654.03	203,375.78	519.94	9,802.28	634,393.69	
10E070	2210	1100	00	000000	Cent 21 Prof Dev Sal	0.00	0.00	0.00	0.00	0.00	0.00
10E100	2210	1100	00	100000	Title I Imp Stipends	2,000.00	0.00	2,454.00	0.00	0.00	-454.00
10E120	2210	1100	00	120000	IMPROV INSTR LAPTOP GRANT	0.00	0.00	20.20	0.00	0.00	0.00
10E180	2210	1100	00	180000	RTTT Improv Instr Stipends	5,700.00	0.00	0.00	0.00	0.00	5,700.00
10E330	2210	1100	00	330000	Title II Teach Stipend	0.00	0.00	370.00	0.00	0.00	-200.00
10E470	2210	1100	00	470000	21st Cent Sal	1,584.00	768.08	1,572.66	0.00	0.00	815.92
10E500	2210	1100	00	500000	Title I Imp Stipends	0.00	0.00	0.00	0.00	0.00	0.00
10E510	2210	1100	00	510000	At Risk Improv Sal	0.00	0.00	0.00	0.00	0.00	0.00
10E530	2210	1100	00	530000	Title II Stipend	0.00	0.00	0.00	0.00	0.00	0.00
10E810	2210	1100	00	810000	PAT BURT FLOW THRU	0.00	0.00	0.00	0.00	0.00	0.00
10E070	2210	1110	00	000000	Cent 21 Prof NC Sal	0.00	0.00	0.00	0.00	0.00	0.00
10E010	2210	1200	00	000000	Improv of Instruc Dist	1,500.00	0.00	0.00	0.00	0.00	1,500.00
10E060	2210	1200	00	000000	Aspire Grant Sub	0.00	0.00	0.00	0.00	0.00	0.00
10E100	2210	1200	00	100000	Title I Improv Subs	8,000.00	127.50	1,997.50	0.00	0.00	7,872.50
10E110	2210	1200	00	110000	EC Subs Sal	1,020.00	0.00	0.00	0.00	0.00	1,020.00
10E330	2210	1200	00	330000	Title II Teach Sub Sal	1,000.00	85.00	467.50	0.00	0.00	915.00
10E500	2210	1200	00	500000	Title I Improv Sub	0.00	0.00	0.00	0.00	0.00	0.00
10E530	2210	1200	00	530000	Title II Teacher Sub	0.00	0.00	0.00	0.00	0.00	0.00
10E060	2210	1210	00	000000	Aspire Grant Sub	0.00	0.00	0.00	0.00	0.00	0.00
10E---	2210	1---	--	-----	20,804.00	980.58	6,881.86	0.00	0.00	17,169.42	
10E010	2210	2110	00	000000	Improv of Instru TRS Dist	150.00	0.00	0.00	0.00	0.00	150.00
10E060	2210	2110	00	000000	Aspire Grant TRS	0.00	0.00	0.00	0.00	0.00	0.00
10E070	2210	2110	00	000000	Cent 21 Prof Dev TRS	0.00	0.00	0.00	0.00	0.00	0.00
10E100	2210	2110	00	100000	Title I Improv TRS	2,800.00	12.46	1,492.10	0.00	0.00	1,781.44
10E110	2210	2110	00	110000	EC Sub TRS	10.00	0.00	0.00	0.00	0.00	10.00
10E120	2210	2110	00	120000	IMPROV INSTR LAPTOP TRS	0.00	0.00	2.38	0.00	0.00	0.00

Account Level				2012-13	September 2012-13	2012-13	2012-13	Encumbered	2012-13		
FDTLOC	FUNC	OBJ	SJ	Description	Budget	Monthly Activity	FY Activity	Batch Activity	Amount FYTD Avail Fnd -		
10E180	2210	2110	00	180000	RTTT Improv Instruct TRS	1,710.00	0.00	0.00	0.00	0.00	1,710.00
10E330	2210	2110	00	330000	Title II Teach TRS	358.00	1.08	198.69	0.00	0.00	271.45
10E470	2210	2110	00	470000	21st Cent TRS	613.00	225.80	570.15	0.00	0.00	387.20
10E500	2210	2110	00	500000	Title I TRS	0.00	0.00	0.00	0.00	0.00	0.00
10E510	2210	2110	00	510000	EC TRS	0.00	0.00	0.00	0.00	0.00	0.00
10E530	2210	2110	00	530000	Prior Yr Title II TRS	0.00	0.00	0.00	0.00	0.00	0.00
10E810	2210	2110	00	810000	PAT BURT FLOW THRU TRS	0.00	0.00	0.00	0.00	0.00	0.00
10E330	2210	2130	00	330000		0.00	0.00	0.00	0.00	0.00	0.00
10E---	2210	2---	--	-----		5,641.00	239.34	2,263.32	0.00	0.00	4,310.09
10E100	2210	3140	00	100000	Title I Improv Consult	25,000.00	8,100.00	20,100.00	0.00	0.00	4,900.00
10E330	2210	3140	00	330000	Title II Consultant	3,313.00	5,400.00	5,400.00	0.00	0.00	-2,087.00
10E500	2210	3140	00	500000	Title I Consultant	0.00	0.00	0.00	0.00	0.00	0.00
10E530	2210	3140	00	530000	Title II Consultant	0.00	0.00	0.00	0.00	0.00	0.00
10E010	2210	3190	00	000000	Improv of Instruc Reg Dist	2,000.00	0.00	0.00	0.00	0.00	2,000.00
10E100	2210	3190	00	100000	Title I Improv Reg Fee	8,000.00	2,035.00	2,514.00	0.00	0.00	5,486.00
10E110	2210	3190	00	110000	EC 3-5 Pur Serv	750.00	0.00	0.00	0.00	0.00	750.00
10E120	2210	3190	00	120000	Laptop Pur Serv	0.00	0.00	0.00	0.00	0.00	0.00
10E180	2210	3190	00	180000	RTTT Speaker/Reg Fee	3,000.00	0.00	0.00	0.00	0.00	3,000.00
10E330	2210	3190	00	330000	Title II Purchase Serv	2,000.00	0.00	900.00	0.00	0.00	1,275.00
10E470	2210	3190	00	470000	21st Cent Pur Serv	0.00	0.00	300.00	0.00	0.00	0.00
10E500	2210	3190	00	500000	Title I Pur Serv	3,750.00	0.00	3,750.20	0.00	0.00	-0.20
10E530	2210	3190	00	530000	Title II Pur Serv	0.00	0.00	0.00	0.00	0.00	0.00
10E680	2210	3190	00	680000	CHAT Pur Serv/Speaker	0.00	0.00	0.00	0.00	0.00	0.00
10E750	2210	3190	00	750000	TAOEP pur serv	0.00	0.00	0.00	0.00	0.00	0.00
10E010	2210	3320	00	000000	Improv of Instruc Mileage Dist	5,000.00	246.84	246.84	0.00	0.00	4,753.16
10E070	2210	3320	00	000000	21st Cent Mile	0.00	0.00	0.00	0.00	0.00	0.00
10E090	2210	3320	00	000000	Cloud Grant Improv of Instr Tr	0.00	0.00	0.00	0.00	0.00	0.00
10E090	2210	3320	00	090000	Cloud Grant Improv Inst Mileag	0.00	0.00	0.00	0.00	0.00	0.00
10E100	2210	3320	00	100000	Title I Improv Travel	8,000.00	22.00	22.00	0.00	0.00	7,978.00
10E110	2210	3320	00	110000	EC 3-5 Trav	0.00	0.00	0.00	0.00	0.00	0.00
10E110	2210	3320	01	110000	EC 0-3 Trav	500.00	0.00	0.00	0.00	0.00	500.00
10E180	2210	3320	00	180000	RTTT Imp Ins Meals/Mile/Motel	4,040.00	0.00	0.00	0.00	0.00	4,040.00
10E180	2210	3320	01	180000	RTTTIM Imp Inst Meals/Mile/Mo	1,741.00	0.00	0.00	0.00	0.00	1,741.00
10E330	2210	3320	00	330000	Title II Travel	1,115.00	0.00	0.00	0.00	0.00	1,115.00
10E470	2210	3320	00	470000	21st Cent Mileage	900.00	0.00	0.00	96.22	0.00	803.78
10E500	2210	3320	00	500000	Title I Travel	1,659.00	0.00	1,658.54	0.00	0.00	0.46
10E510	2210	3320	00	510000	At Risk Improv Trav	0.00	0.00	0.00	0.00	0.00	0.00
10E530	2210	3320	00	530000	Prior Yr Title II Travel	237.00	0.00	236.76	0.00	0.00	0.24
10E550	2210	3320	00	550000	TAOEP Travel	0.00	0.00	0.00	0.00	0.00	0.00
10E750	2210	3320	00	750000	TAOEP Travel	933.00	0.00	0.00	0.00	0.00	933.00

Account Level				2012-13	September 2012-13	2012-13	2012-13	Encumbered	2012-13
FDTLOC	FUNC	OBJ	SJ	Description	Budget	Monthly Activity	FY Activity	Batch Activity	Amount FYTD Avail Fnd -
10E---	2210	3---	--	-----	71,938.00	15,803.84	35,128.34	96.22	0.00 37,188.44
10E070	2210	4100	00	000000 Cent 21 Prof Dev Supp	200.00	0.00	0.00	0.00	0.00 200.00
10E100	2210	4100	00	100000 Title I Supp	1,500.00	0.00	1,100.00	0.00	0.00 400.00
10E120	2210	4100	00	120000	0.00	0.00	0.00	0.00	0.00 0.00
10E330	2210	4100	00	330000 Title II Improv of Instruct Su	322.00	0.00	0.00	0.00	0.00 322.00
10E500	2210	4100	00	500000 Title I Supplies	1,020.00	0.00	1,020.00	0.00	0.00 0.00
10E530	2210	4100	00	530000 Title II Supplies	0.00	0.00	0.00	0.00	0.00 0.00
10E680	2210	4100	00	680000 CHAT Supplies	0.00	0.00	0.00	0.00	0.00 0.00
10E---	2210	4---	--	-----	3,042.00	0.00	2,120.00	0.00	0.00 922.00
10E120	2210	5500	00	120000 LAPTOP GRANT IMPRV INSTR EQUIP	0.00	0.00	0.00	0.00	0.00 0.00
10E---	2210	5---	--	-----	0.00	0.00	0.00	0.00	0.00 0.00
10E020	2220	1100	00	000000 ERES IMC Salary	53,000.00	4,212.38	15,056.33	0.00	0.00 40,208.50
10E040	2220	1100	00	000000 ERMS IMC Salary	0.00	0.00	0.00	0.00	0.00 0.00
10E050	2220	1100	00	000000 ERHS IMC Teach Sal	50,000.00	4,093.42	13,863.57	0.00	0.00 38,183.14
10E020	2220	1110	00	000000 ERES IMC Aide/Asst Sal	16,500.00	1,202.16	1,848.93	0.00	0.00 15,297.84
10E040	2220	1110	00	000000 ERMS Aide/Asst Salary	65,000.00	5,321.12	11,132.34	0.00	0.00 56,727.24
10E050	2220	1110	00	000000 HS Lib TA	23,000.00	1,775.82	6,285.35	0.00	0.00 17,672.54
10E020	2220	1200	00	000000 ERES IMC Sub Sal	425.00	0.00	0.00	0.00	0.00 425.00
10E050	2220	1200	00	000000 ERHS IMC Sub Teach Sal	600.00	0.00	0.00	0.00	0.00 600.00
10E020	2220	1210	00	000000 ERES IMC Sub Aide/Asst	600.00	0.00	0.00	0.00	0.00 600.00
10E040	2220	1210	00	000000 ERMS IMC Sub Aide	0.00	0.00	0.00	0.00	0.00 0.00
10E---	2220	1---	--	-----	209,125.00	16,604.90	48,186.52	0.00	0.00 169,714.26
10E020	2220	2110	00	000000 ERES IMC TRS	6,500.00	661.46	1,012.96	0.00	0.00 5,838.54
10E050	2220	2110	00	000000 ERHS IMC TRS	6,500.00	642.78	964.17	0.00	0.00 5,857.22
10E020	2220	2130	00	000000	0.00	0.00	0.00	0.00	0.00 0.00
10E040	2220	2130	00	000000	0.00	0.00	0.00	0.00	0.00 0.00
10E050	2220	2130	00	000000	0.00	0.00	0.00	0.00	0.00 0.00
10E020	2220	2200	00	000000 ERES IMC Ins Benefit	4,600.00	361.60	1,276.04	0.00	0.00 3,518.40
10E040	2220	2200	00	000000 ERMS IMC Ins Benefit	34.00	2.80	6.60	0.00	0.00 28.80
10E050	2220	2200	00	000000 ERHS IMC Ins Benefit	9,240.00	720.00	2,547.28	0.00	0.00 7,080.00
10E---	2220	2---	--	-----	26,874.00	2,388.64	5,807.05	0.00	0.00 22,322.96
10E020	2220	3140	00	000000 ERES Library Fees	1,400.00	0.00	0.00	0.00	0.00 1,400.00
10E050	2220	3190	00	000000 ERHS IMC Pur Service	3,940.00	2,202.67	2,202.67	0.00	0.00 1,737.33
10E020	2220	3230	00	000000 ERES IMC Repair/Maint	100.00	0.00	0.00	0.00	0.00 100.00
10E040	2220	3230	00	000000 ERMS IMC Rep/Maint	150.00	0.00	0.00	0.00	0.00 150.00
10E050	2220	3230	00	000000 ERHS IMC Rep/Maint	100.00	0.00	0.00	0.00	0.00 100.00
10E050	2220	3240	00	000000 ERHS IMC COPIER REPAIR	600.00	0.00	0.00	0.00	0.00 600.00
10E050	2220	3260	00	000000 ERHS IMC Postage	0.00	0.00	0.00	0.00	0.00 0.00
10E---	2220	3---	--	-----	6,290.00	2,202.67	2,202.67	0.00	0.00 4,087.33
10E020	2220	4100	00	000000 ERES IMC Supplies	1,700.00	171.71	2,516.57	0.00	659.00 -1,475.57

611

120

Account Level				2012-13	September 2012-13	2012-13	2012-13	Encumbered	2012-13
FDTLOC	FUNC	OBJ	SJ	Description	Budget	Monthly Activity	FY Activity	Batch Activity	Amount FYTD Avail Fnd -
10E040	2220	4100	00 000000	ERMS IMC Supplies	1,500.00	0.00	85.96	0.00	296.00 1,204.00
10E050	2220	4100	00 000000	ERHS IMC Supplies	2,000.00	0.00	0.00	0.00	806.13 1,193.87
10E240	2220	4100	00 240000	IL St Library Grnt Supp	0.00	1,580.83	1,580.83	0.00	8.06 -1,588.89
10E050	2220	4110	00 000000	ERHS IMC Video Purchase	400.00	82.75	82.75	0.00	74.92 242.33
10E020	2220	4300	00 000000	ERES IMC Books	5,700.00	2,433.67	2,433.67	0.00	97.47 3,168.86
10E040	2220	4300	00 000000	ERMS IMC Books	4,500.00	0.00	139.96	0.00	2,462.00 2,038.00
10E050	2220	4300	00 000000	ERHS IMC Books	3,900.00	420.88	420.88	0.00	1,094.65 2,384.47
10E020	2220	4400	00 000000	ERES IMC Periodicals	500.00	0.00	338.40	0.00	135.94 25.66
10E040	2220	4400	00 000000	ERMS IMC Periodicals	800.00	148.20	148.20	0.00	434.00 217.80
10E050	2220	4400	00 000000	ERHS IMC Periodicals	2,200.00	767.13	767.13	0.00	684.00 748.87
10E020	2220	4700	00 000000	ERES IMC Software	300.00	0.00	0.00	0.00	0.00 300.00
10E040	2220	4700	00 000000	ERMS IMC Software	300.00	0.00	0.00	0.00	0.00 300.00
10E050	2220	4700	00 000000	ERHS IMC Software	260.00	0.00	0.00	0.00	158.00 102.00
10E---	2220	4---	--	-----	24,060.00	5,605.17	8,514.35	0.00	6,910.17 8,861.40
10E020	2220	5500	00 000000	ERES IMC Equipment	700.00	0.00	0.00	0.00	0.00 0.00
10E040	2220	5500	00 000000	ERMS IMC Equip	0.00	0.00	0.00	0.00	0.00 0.00
10E050	2220	5500	00 000000	ERHS IMC Equip	0.00	0.00	0.00	0.00	0.00 0.00
10E---	2220	5---	--	-----	700.00	0.00	0.00	0.00	0.00 0.00
10E020	2220	6400	00 000000	ERES IMC Dues/Fees	700.00	0.00	0.00	0.00	0.00 700.00
10E040	2220	6400	00 000000	ERMS IMC Dues/Fees	700.00	0.00	0.00	0.00	0.00 700.00
10E050	2220	6400	00 000000	ERHS IMC Dues/Fees	0.00	0.00	0.00	0.00	0.00 0.00
10E---	2220	6---	--	-----	1,400.00	0.00	0.00	0.00	0.00 1,400.00
10E100	2230	3140	00 100000	Title I Scoring	3,765.00	0.00	0.00	0.00	0.00 3,765.00
10E500	2230	3140	00 500000	Title I Scoring	0.00	0.00	0.00	0.00	0.00 0.00
10E---	2230	3---	--	-----	3,765.00	0.00	0.00	0.00	0.00 3,765.00
10E100	2230	4100	00 100000	Title I Testing	0.00	0.00	0.00	0.00	0.00 0.00
10E500	2230	4100	00 500000	Title I Testing	0.00	0.00	0.00	0.00	0.00 0.00
10E---	2230	4---	--	-----	0.00	0.00	0.00	0.00	0.00 0.00
10E---	22--	----	--	-----	373,639.00	43,825.14	111,104.11	96.22	6,910.17 269,740.90
10E010	2310	1110	00 000000	BOE Sec/Treasure Sal	8,000.00	517.82	1,668.03	0.00	0.00 6,446.54
10E---	2310	1---	--	-----	8,000.00	517.82	1,668.03	0.00	0.00 6,446.54
10E010	2310	2130	00 000000		0.00	0.00	0.00	0.00	0.00 0.00
10E---	2310	2---	--	-----	0.00	0.00	0.00	0.00	0.00 0.00
10E010	2310	3140	00 000000	District Feasibility Consultan	0.00	0.00	0.00	0.00	0.00 0.00
10E010	2310	3160	00 000000	BOE Architectural Fees	0.00	0.00	0.00	0.00	0.00 0.00
10E010	2310	3170	00 000000	BOE Audit Fee	10,500.00	2,350.00	7,500.00	0.00	0.00 3,000.00
10E010	2310	3180	00 000000	BOE Reg Chicago	16,000.00	0.00	6,900.00	0.00	0.00 9,100.00
10E010	2310	3190	00 000000	BOE Other Pur Ser	10,000.00	193.00	193.00	0.00	0.00 9,807.00
10E220	2310	3190	00 220000	BOE Background Checks	0.00	0.00	0.00	0.00	0.00 0.00
10E010	2310	3230	00 000000	BOE Repair/Maint	100.00	0.00	0.00	0.00	0.00 100.00

Account Level				2012-13	September 2012-13	2012-13	2012-13	Encumbered	2012-13		
FDTLOC	FUNC	OBJ	SJ	Description	Budget	Monthly Activity	FY Activity	Batch Activity	Amount FYTD Avail Fnd -		
10E010	2310	3320	00	000000	BOE Travel	650.00	96.52	96.52	0.00	0.00	553.48
10E010	2310	3500	00	000000	BOE Advertising	6,000.00	357.00	908.76	0.00	4,509.72	581.52
10E010	2310	3600	00	000000	BOE Printing	1,200.00	0.00	0.00	0.00	0.00	1,200.00
10E010	2310	3800	00	000000	BOE Pd Cert Life Ins	33,500.00	0.00	7,010.99	0.00	24,458.64	4,500.00
10E010	2310	3850	00	000000	BOE Unemployment Comp	0.00	0.00	0.00	0.00	0.00	0.00
10E---	2310	3---	--	-----		77,950.00	2,996.52	22,609.27	0.00	28,968.36	28,842.00
10E010	2310	4100	00	000000	BOE Supplies	6,500.00	1,385.18	1,935.90	66.95	2,405.95	2,091.20
10E010	2310	4110	00	000000	BOE Serv Awards Supp	500.00	0.00	0.00	0.00	0.00	500.00
10E---	2310	4---	--	-----		7,000.00	1,385.18	1,935.90	66.95	2,405.95	2,591.20
10E010	2310	5500	00	000000	BOE Equipment	0.00	0.00	0.00	0.00	0.00	0.00
10E---	2310	5---	--	-----		0.00	0.00	0.00	0.00	0.00	0.00
10E010	2310	6400	00	000000	BOE Dues/Fees	5,000.00	0.00	0.00	0.00	0.00	5,000.00
10E---	2310	6---	--	-----		5,000.00	0.00	0.00	0.00	0.00	5,000.00
10E010	2320	1100	00	000000	Superintendent Salary	167,000.00	13,896.22	48,636.77	0.00	0.00	125,311.34
10E010	2320	1110	00	000000	Supt Secretary Salary	55,000.00	4,044.11	10,938.36	0.00	0.00	45,400.31
10E---	2320	1---	--	-----		222,000.00	17,940.33	59,575.13	0.00	0.00	170,711.65
10E010	2320	2110	00	000000	Superintendent TRS	19,700.00	1,636.58	5,728.03	0.00	0.00	14,790.26
10E010	2320	2130	00	000000		0.00	0.00	0.00	0.00	0.00	0.00
10E010	2320	2200	00	000000	Supt Office Ins Ben	15,000.00	1,044.74	3,475.09	0.00	0.00	11,866.98
10E---	2320	2---	--	-----		34,700.00	2,681.32	9,203.12	0.00	0.00	26,657.24
10E010	2320	3190	00	000000	Supt Office Pur Serv	2,000.00	154.00	569.00	15.00	924.00	492.00
10E010	2320	3230	00	000000	Supt Office Repair/Maint	500.00	-86.00	10.00	0.00	0.00	490.00
10E010	2320	3240	00	000000	Supt Office Copier Rep	500.00	0.00	0.00	0.00	0.00	500.00
10E010	2320	3250	00	000000	Supt Office Rental	5,000.00	0.00	4,428.00	0.00	0.00	572.00
10E010	2320	3260	00	000000	Supt Office Postage	5,000.00	0.00	0.00	0.00	0.00	5,000.00
10E010	2320	3320	00	000000	Supt Office Travel	5,500.00	182.64	182.64	45.99	0.00	5,271.37
10E010	2320	3400	00	000000	Supt Office Telephone	2,250.00	173.42	699.54	0.00	1,880.78	-150.00
10E---	2320	3---	--	-----		20,750.00	424.06	5,889.18	60.99	2,804.78	12,175.37
10E010	2320	4100	00	000000	Supt Office Supplies	4,000.00	2,081.11	3,750.97	267.20	972.51	-990.68
10E010	2320	4240	00	000000	Supt Office Copier Paper	0.00	0.00	0.00	0.00	0.00	0.00
10E010	2320	4400	00	000000	Dist Off Subscription Renwl	500.00	295.00	295.00	0.00	89.00	116.00
10E010	2320	4700	00	000000	Supt Office Software	1,000.00	0.00	0.00	0.00	0.00	1,000.00
10E---	2320	4---	--	-----		5,500.00	2,376.11	4,045.97	267.20	1,061.51	125.32
10E010	2320	5500	00	000000	District Off Equipment	0.00	0.00	0.00	0.00	0.00	0.00
10E---	2320	5---	--	-----		0.00	0.00	0.00	0.00	0.00	0.00
10E010	2320	6400	00	000000	Supt Office Dues/Fees	5,000.00	0.00	0.00	0.00	0.00	5,000.00
10E---	2320	6---	--	-----		5,000.00	0.00	0.00	0.00	0.00	5,000.00
10E010	2330	1100	00	000000	Asst Supt/Cur Dir Sal	33,000.00	0.00	0.00	0.00	0.00	33,000.00
10E100	2330	1100	00	100000	Title I Admin Sal	11,618.00	0.00	0.00	0.00	0.00	11,618.00
10E500	2330	1100	00	500000	Title Admin Salary	0.00	0.00	0.00	0.00	0.00	0.00

121

Account Level				2012-13	September 2012-13	2012-13	2012-13	Encumbered	2012-13		
FDTLOC	FUNC	OBJ	SJ	Description	Budget	Monthly Activity	FY Activity	Batch Activity	Amount FYTD Avail Fnd -		
10E010	2330	1110	00	000000	Asst Supt Sec Sal	26,000.00	2,046.00	7,238.40	0.00	0.00	19,862.00
10E070	2330	1110	00	000000	Cent 21 Sec Sal	4,800.00	0.00	0.00	0.00	0.00	4,800.00
10E100	2330	1110	00	100000	Title I Admin Sec Sal	2,455.00	0.00	0.00	0.00	0.00	2,455.00
10E110	2330	1110	00	110000	PreK Admin Sec Sal	5,116.00	0.00	0.00	0.00	0.00	5,116.00
10E470	2330	1110	00	470000	21st Cent Sec Sal	5,300.00	117.88	551.55	0.00	0.00	5,182.12
10E500	2330	1110	00	500000	Title I Admin Sec Salary	0.00	0.00	0.00	0.00	0.00	0.00
10E510	2330	1110	00	510000	PreK Adm Sec Sal Prior	0.00	0.00	0.00	0.00	0.00	0.00
10E---	2330	1---	--	-----		88,289.00	2,163.88	7,789.95	0.00	0.00	82,033.12
10E010	2330	2110	00	000000	Asst Supt TRS	4,000.00	0.00	0.00	0.00	0.00	4,000.00
10E070	2330	2110	00	000000	Cent 21 TRS	0.00	0.00	0.00	0.00	0.00	0.00
10E100	2330	2110	00	100000	Title I Admin TRS	4,271.00	0.00	0.00	0.00	0.00	4,271.00
10E500	2330	2110	00	500000	Title I TRS	0.00	0.00	0.00	0.00	0.00	0.00
10E010	2330	2130	00	000000		0.00	0.00	0.00	0.00	0.00	0.00
10E100	2330	2130	00	100000		0.00	0.00	0.00	0.00	0.00	0.00
10E470	2330	2130	00	470000		0.00	0.00	0.00	0.00	0.00	0.00
10E010	2330	2200	00	000000	AsstSupt/CurDir/Sec Ben	7,000.00	360.00	1,273.64	0.00	0.00	5,920.00
10E---	2330	2---	--	-----		15,271.00	360.00	1,273.64	0.00	0.00	14,191.00
10E100	2330	3170	00	100000	Title I Audit Fee	750.00	750.00	750.00	0.00	0.00	0.00
10E500	2330	3170	00	500000	Title I Audit Fee	0.00	0.00	0.00	0.00	0.00	0.00
10E010	2330	3320	00	000000	ASST SUPT TRAVEL	1,500.00	90.92	90.92	0.00	0.00	1,409.08
10E100	2330	3320	00	100000	Title I Adm Travel	0.00	0.00	0.00	0.00	0.00	0.00
10E500	2330	3320	00	500000	Title I Adm Trav	0.00	0.00	0.00	0.00	0.00	0.00
10E---	2330	3---	--	-----		2,250.00	840.92	840.92	0.00	0.00	1,409.08
10E100	2330	4100	00	100000	Title I Adm Supplies	275.00	0.00	0.00	0.00	0.00	275.00
10E470	2330	4100	00	470000	21st Century Adm Supp	200.00	0.00	73.16	0.00	0.00	200.00
10E500	2330	4100	00	500000	Title I Adm Supp	0.00	0.00	0.00	0.00	0.00	0.00
10E---	2330	4---	--	-----		475.00	0.00	73.16	0.00	0.00	475.00
10E010	2330	6400	00	000000	Asst. Supt. Dues/Fees	2,000.00	0.00	0.00	0.00	0.00	2,000.00
10E---	2330	6---	--	-----		2,000.00	0.00	0.00	0.00	0.00	2,000.00
10E280	2331	1100	00	280000	Spec Needs Dir Sal	81,000.00	6,531.86	23,433.02	0.00	0.00	61,404.46
10E110	2331	1110	00	110000	Adm PI Sec Sal	6,832.00	225.63	636.16	0.00	0.00	6,606.37
10E280	2331	1110	00	280000	Spec Ed Sec Sal	21,000.00	2,443.84	8,707.49	0.00	0.00	13,668.48
10E510	2331	1110	00	510000	0-3 Pre K Adm Sec	0.00	0.00	0.00	0.00	0.00	0.00
10E---	2331	1---	--	-----		108,832.00	9,201.33	32,776.67	0.00	0.00	81,679.31
10E280	2331	2110	00	280000	Spec Needs Dir TRS	12,000.00	769.26	2,759.73	0.00	0.00	9,692.22
10E280	2331	2130	00	280000		0.00	0.00	0.00	0.00	0.00	0.00
10E280	2331	2200	00	280000	Spec Ed Ins Ben	9,300.00	720.00	2,551.67	0.00	0.00	7,140.00
10E---	2331	2---	--	-----		21,300.00	1,489.26	5,311.40	0.00	0.00	16,832.22
10E920	2331	3190	00	920000	Spec Ed Purchase Service	2,000.00	0.00	175.00	0.00	0.00	1,825.00
10E920	2331	3230	00	920000	Spec Ed Rep/Maint	100.00	0.00	0.00	0.00	0.00	100.00

122

Account Level				2012-13	September 2012-13	2012-13	2012-13	Encumbered	2012-13		
FDTLOC	FUNC	OBJ	SJ	Description	Budget	Monthly Activity	FY Activity	Batch Activity	Amount	FYTD Avail	Fnd -
10E920	2331	3240	00	920000	Spec Ed Copier Repair	250.00	0.00	0.00	0.00	150.00	100.00
10E920	2331	3260	00	920000	Spec Ed Postage	3,000.00	0.00	0.00	0.00	0.00	3,000.00
10E920	2331	3320	00	920000	Spec Ed Travel	3,000.00	357.40	396.25	74.43	0.00	2,529.32
10E920	2331	3400	00	920000	Spec Ed Telephone	0.00	0.00	0.00	0.00	0.00	0.00
10E---	2331	3---	--	-----		8,350.00	357.40	571.25	74.43	150.00	7,554.32
10E920	2331	4100	00	920000	Spec Ed Supplies	5,100.00	98.00	1,235.23	0.00	752.28	3,184.39
10E920	2331	4130	00	920000	Spec Ed Test Supplies	500.00	0.00	0.00	0.00	0.00	500.00
10E920	2331	4240	00	920000	Spec Ed Copy Paper	0.00	0.00	0.00	0.00	0.00	0.00
10E920	2331	4700	00	920000	Spec Ed Dir Software	500.00	0.00	0.00	0.00	0.00	500.00
10E---	2331	4---	--	-----		6,100.00	98.00	1,235.23	0.00	752.28	4,184.39
10E920	2331	5400	00	920000	Spec Ed Dir Equipment	0.00	0.00	0.00	0.00	0.00	0.00
10E920	2331	5500	00	920000	Spec Ed Adm Equip	2,000.00	0.00	0.00	0.00	0.00	2,000.00
10E---	2331	5---	--	-----		2,000.00	0.00	0.00	0.00	0.00	2,000.00
10E920	2331	6400	00	920000	Spec Needs Coord. Dues/Fees	300.00	0.00	130.00	0.00	0.00	170.00
10E---	2331	6---	--	-----		300.00	0.00	130.00	0.00	0.00	170.00
10E320	2333	1100	00	320000	BLDG GROUNDS DIR SAL	0.00	10,058.78	36,085.91	0.00	0.00	-30,176.34
10E---	2333	1---	--	-----		0.00	10,058.78	36,085.91	0.00	0.00	-30,176.34
10E320	2333	2110	00	320000	BLDG/GROUNDS DIR TRS	10,000.00	1,184.62	4,249.84	0.00	0.00	6,446.14
10E320	2333	2200	00	320000		4,500.00	360.00	1,276.67	0.00	0.00	3,420.00
10E---	2333	2---	--	-----		14,500.00	1,544.62	5,526.51	0.00	0.00	9,866.14
10E---	23--	----	--	-----		655,567.00	54,435.53	196,541.24	469.57	36,142.88	449,767.56
10E020	2410	1100	00	000000	ERES Prin Sal	205,000.00	16,686.82	58,819.72	0.00	0.00	154,939.54
10E040	2410	1100	00	000000	ERMS Principal Sal	94,000.00	7,586.62	27,009.08	0.00	0.00	71,240.14
10E050	2410	1100	00	000000	ERHS Principal Salary	190,000.00	15,005.62	53,832.73	0.00	0.00	144,983.14
10E020	2410	1110	00	000000	ERES Sec Sal	145,000.00	10,314.75	33,751.77	0.00	0.00	116,137.32
10E040	2410	1110	00	000000	ERMS Secretarial Sal	36,000.00	1,788.93	7,205.00	0.00	0.00	30,040.07
10E050	2410	1110	00	000000	ERHS Principal Sec Sal	80,000.00	6,493.48	23,218.80	0.00	0.00	60,229.06
10E020	2410	1210	00	000000	ERES Sub Sec Sal	2,500.00	0.00	0.00	0.00	0.00	2,500.00
10E040	2410	1210	00	000000	ERMS Sub Secretary Sal	500.00	0.00	0.00	0.00	0.00	500.00
10E050	2410	1210	00	000000	ERHS Princ Sub Sec Sal	1,000.00	0.00	109.98	0.00	0.00	1,000.00
10E---	2410	1---	--	-----		754,000.00	57,876.22	203,947.08	0.00	0.00	581,569.27
10E020	2410	2110	00	000000	ERES Prin TRS	28,000.00	2,226.44	5,755.18	0.00	0.00	23,410.28
10E040	2410	2110	00	000000	ERMS Principal TRS	13,500.00	1,191.30	1,844.37	0.00	0.00	12,308.70
10E050	2410	2110	00	000000	ERHS Principal TRS	23,500.00	1,767.22	6,339.90	0.00	0.00	18,198.34
10E020	2410	2130	00	000000		0.00	0.00	0.00	0.00	0.00	0.00
10E040	2410	2130	00	000000		0.00	0.00	0.00	0.00	0.00	0.00
10E050	2410	2130	00	000000		0.00	0.00	0.00	0.00	0.00	0.00
10E020	2410	2200	00	000000	ERES Prin Ins Benefit	101.00	8.40	29.40	0.00	0.00	75.80
10E040	2410	2200	00	000000	ERMS Prin Ins Ben	5,000.00	362.40	1,281.60	0.00	0.00	3,915.20
10E050	2410	2200	00	000000	ERHS Principals Ins Ben	18,000.00	1,082.40	3,835.38	0.00	0.00	14,752.80

123

Account Level				2012-13	September 2012-13	2012-13	2012-13	Encumbered	2012-13		
FDTLOC	FUNC	OBJ	SJ	Description	Budget	Monthly Activity	FY Activity	Batch Activity	Amount	FYTD Avail	Fnd -
10E---	2410	2---	--	-----	88,101.00	6,638.16	19,085.83	0.00	0.00	72,661.12	
10E020	2410	3190	00	000000	ERES Prin Off Pur Serv	7,000.00	0.00	105.00	0.00	6,895.00	
10E040	2410	3190	00	000000	ERMS Prin Purchase Serv	0.00	0.00	0.00	0.00	0.00	
10E050	2410	3190	00	000000	ERHS Principal Pur Serv	5,000.00	512.66	512.66	0.00	2,392.22	2,095.12
10E020	2410	3230	00	000000	ERES Prin Off Rep/Maint	50.00	0.00	0.00	0.00	50.00	
10E040	2410	3230	00	000000	ERMS Prin Rep/Maint	100.00	0.00	0.00	0.00	100.00	
10E050	2410	3230	00	000000	ERHS Princ Rep/Maint	500.00	0.00	0.00	0.00	500.00	
10E020	2410	3240	00	000000	ERES Prin Copier Repair	500.00	58.00	58.00	0.00	412.00	30.00
10E040	2410	3240	00	000000	ERMS Prin Copier Repair	450.00	0.00	0.00	0.00	400.00	50.00
10E050	2410	3240	00	000000	ERHS Prin Copier Repair	500.00	0.00	42.00	0.00	458.00	0.00
10E020	2410	3320	00	000000	ERES Prin Off Travel	2,000.00	38.85	38.85	0.00	0.00	1,961.15
10E040	2410	3320	00	000000	ERMS Prin Travel	500.00	24.42	24.42	0.00	0.00	475.58
10E050	2410	3320	00	000000	ERHS Principal Travel	2,000.00	0.00	47.15	0.00	0.00	1,952.85
10E020	2410	3400	00	000000	ERES Prin Off Telephone	13,000.00	601.30	2,265.20	0.00	6,526.99	4,900.00
10E040	2410	3400	00	000000	ERMS Prin Telephone	4,500.00	276.18	1,087.47	0.00	3,044.24	700.00
10E050	2410	3400	00	000000	ERHS Principal Telephone	10,000.00	519.49	2,016.74	0.00	6,648.09	1,900.00
10E020	2410	3600	00	000000	ERES Printing	5,000.00	122.28	2,914.25	0.00	0.00	2,085.75
10E040	2410	3600	00	000000	ERMS Printing	4,000.00	275.93	3,782.69	0.00	6.50	210.81
10E050	2410	3600	00	000000	ERHS Printing	10,000.00	268.37	6,463.88	0.00	2,131.87	1,404.25
10E---	2410	3---	--	-----	65,100.00	2,697.48	19,358.31	0.00	22,019.91	25,310.51	
10E020	2410	4100	00	000000	ERES Prin Off Supplies	6,300.00	685.00	2,723.92	87.00	717.75	2,801.33
10E040	2410	4100	00	000000	ERMS Prin Supplies	6,000.00	837.22	1,489.33	0.00	1,134.78	3,470.55
10E050	2410	4100	00	000000	ERHS Principal Supplies	10,000.00	82.90	3,262.46	0.00	3,171.31	3,592.14
10E020	2410	4240	00	000000	ERES Copier Toner	900.00	0.00	1,058.00	0.00	190.00	-348.00
10E050	2410	4240	00	000000	ERHS Prin Copier Toner	600.00	0.00	680.00	0.00	20.00	-100.00
10E020	2410	4250	00	000000	ERES Copier Parts	1,200.00	494.00	494.00	0.00	706.00	0.00
10E050	2410	4400	00	000000	ERHS Prin Subscriptions	300.00	280.56	280.56	0.00	0.00	19.44
10E020	2410	4700	00	000000	ERES Prin Off Software	200.00	0.00	0.00	0.00	0.00	200.00
10E040	2410	4700	00	000000	ERMS Prin Software	0.00	0.00	0.00	0.00	0.00	0.00
10E050	2410	4700	00	000000	ERHS Principal Software	100.00	0.00	0.00	0.00	0.00	100.00
10E---	2410	4---	--	-----	25,600.00	2,379.68	9,988.27	87.00	5,939.84	9,735.46	
10E020	2410	5500	00	000000	ERES Principal Equip	5,000.00	0.00	0.00	0.00	0.00	5,000.00
10E040	2410	5500	00	000000	ERMS Principal Equip	0.00	0.00	0.00	0.00	653.60	-653.60
10E050	2410	5500	00	000000	ERHS Principal Equip	1,000.00	0.00	0.00	0.00	0.00	1,000.00
10E---	2410	5---	--	-----	6,000.00	0.00	0.00	0.00	653.60	5,346.40	
10E020	2410	6400	00	000000	ERES Prin Dues/Fees	1,700.00	55.00	1,365.00	0.00	0.00	335.00
10E040	2410	6400	00	000000	ERMS Prin Dues/Fees	1,000.00	275.00	275.00	0.00	0.00	725.00
10E050	2410	6400	00	000000	ERHS Principal Dues/Fees	3,100.00	0.00	575.00	0.00	725.00	1,800.00
10E---	2410	6---	--	-----	5,800.00	330.00	2,215.00	0.00	725.00	2,860.00	
10E---	24--	----	--	-----	944,601.00	69,921.54	254,594.49	87.00	29,338.35	697,482.76	

124

Account Level				2012-13	September 2012-13	2012-13	2012-13	Encumbered	2012-13		
FDTLOC	FUNC	OBJ	SJ	Description	Budget	Monthly Activity	FY Activity	Batch Activity	Amount FYTD Avail Fnd -		
10E010	2520	1110	00	000000	Fiscal Service Salaries	105,000.00	8,930.05	34,302.10	0.00	0.00	76,776.79
10E---	2520	1---	--	-----		105,000.00	8,930.05	34,302.10	0.00	0.00	76,776.79
10E010	2520	2110	00	000000		0.00	0.00	0.00	0.00	0.00	0.00
10E010	2520	2130	00	000000		0.00	0.00	0.00	0.00	0.00	0.00
10E010	2520	2200	00	000000	Fiscal Service Ins Ben	9,300.00	720.00	2,553.34	0.00	0.00	7,140.00
10E---	2520	2---	--	-----		9,300.00	720.00	2,553.34	0.00	0.00	7,140.00
10E010	2520	3100	00	000000	Medicaid Fee	0.00	0.00	0.00	0.00	0.00	0.00
10E010	2520	3190	00	000000	Fiscal Service Pur Serv	22,000.00	1,213.54	8,154.80	0.00	972.00	12,873.20
10E010	2520	3230	00	000000	Fiscal Sevice Repair/Maint	500.00	86.00	86.00	0.00	0.00	414.00
10E010	2520	3320	00	000000	Fiscal Service Travel	4,500.00	25.52	25.52	96.37	0.00	4,378.11
10E---	2520	3---	--	-----		27,000.00	1,325.06	8,266.32	96.37	972.00	17,665.31
10E010	2520	4100	00	000000	Fiscal Service Supplies	2,500.00	1,122.67	1,122.67	0.00	826.36	550.97
10E010	2520	4700	00	000000	Fiscal Service Software	0.00	0.00	0.00	0.00	0.00	0.00
10E---	2520	4---	--	-----		2,500.00	1,122.67	1,122.67	0.00	826.36	550.97
10E010	2520	5500	00	000000	Fiscal Service Equipment	0.00	0.00	0.00	0.00	0.00	0.00
10E---	2520	5---	--	-----		0.00	0.00	0.00	0.00	0.00	0.00
10E010	2521	3190	00	000000	Mattoon Coop Wrhs Rental	0.00	0.00	0.00	0.00	0.00	0.00
10E---	2521	3---	--	-----		0.00	0.00	0.00	0.00	0.00	0.00
10E010	2521	4100	00	000000		55,000.00	133.80	17,633.42	0.00	10,121.40	27,245.18
10E---	2521	4---	--	-----		55,000.00	133.80	17,633.42	0.00	10,121.40	27,245.18
10E020	2540	1110	00	000000	ERES Cust Sal	93,000.00	11,172.16	38,341.23	0.00	0.00	62,130.84
10E040	2540	1110	00	000000	ERMS Cust Salary	58,000.00	8,432.29	30,023.06	0.00	0.00	32,855.73
10E050	2540	1110	00	000000	ERHS Cust Salary	210,000.00	20,806.07	76,544.87	0.00	0.00	145,791.66
10E020	2540	1210	00	000000	ERES Cust Sub Sal	10,000.00	1,608.76	6,608.26	0.00	0.00	3,540.24
10E040	2540	1210	00	000000	ERMS Cust Sub Sal	3,000.00	162.00	729.00	0.00	0.00	2,433.00
10E050	2540	1210	00	000000	ERHS Cust Sub Salary	6,000.00	567.00	976.50	0.00	0.00	5,433.00
10E---	2540	1---	--	-----		380,000.00	42,748.28	153,222.92	0.00	0.00	252,184.47
10E020	2540	2130	00	000000		0.00	0.00	0.00	0.00	0.00	0.00
10E040	2540	2130	00	000000		0.00	0.00	0.00	0.00	0.00	0.00
10E050	2540	2130	00	000000		0.00	0.00	0.00	0.00	0.00	0.00
10E020	2540	2200	00	000000	ERES Cust Ins Benefit	14,500.00	1,081.20	3,834.21	0.00	0.00	11,256.40
10E040	2540	2200	00	000000	ERMS Cust Ins Ben	9,150.00	722.40	2,741.74	0.00	0.00	6,802.80
10E050	2540	2200	00	000000	ERHS Cust Ins Ben	32,500.00	2,520.00	8,935.02	0.00	0.00	24,940.00
10E---	2540	2---	--	-----		56,150.00	4,323.60	15,510.97	0.00	0.00	42,999.20
10E010	2540	4650	00	000000	ADMIN Natural Gas	1,000.00	20.11	60.33	0.00	639.67	300.00
10E020	2540	4650	00	000000	ERES Natural Gas	15,000.00	314.02	752.28	0.00	12,747.72	1,500.00
10E040	2540	4650	00	000000	ERMS Natural Gas	7,000.00	133.68	380.80	0.00	5,619.20	1,000.00
10E050	2540	4650	00	000000	ERHS Natural Gas	42,500.00	585.26	1,394.50	0.00	37,605.50	3,500.00
10E020	2540	4660	00	000000	ERES Electric	150,000.00	13,850.00	35,637.33	0.00	101,362.67	13,000.00
10E040	2540	4660	00	000000	ERMS Electric	75,000.00	9,474.67	12,904.65	0.00	57,095.35	5,000.00

125

Account Level				2012-13	September 2012-13	2012-13	2012-13	Encumbered	2012-13
FDTLOC	FUNC	OBJ	SJ	Description	Budget	Monthly Activity	FY Activity	Batch Activity	Amount FYTD Avail Fnd -
10E050	2540	4660	00 000000	ERHS Electric	100,000.00	14,792.86	20,023.14	0.00	70,576.86 9,400.00
10E---	2540	4---	--	-----	390,500.00	39,170.60	71,153.03	0.00	285,646.97 33,700.00
10E070	2550	1110	00 000000	Cent 7 trans sal	1,008.00	0.00	1,008.00	0.00	0.00 0.00
10E100	2550	1110	00 100000	Summer School Trans Sal	500.00	0.00	0.00	0.00	0.00 500.00
10E110	2550	1110	00 110000	PreK Transport Sal	41,000.00	3,478.09	6,485.99	0.00	0.00 37,521.91
10E210	2550	1110	00 210000	ROE Pre K Bus/Aide Sal	0.00	0.00	0.00	0.00	0.00 0.00
10E470	2550	1110	00 470000	21st Cent Tran Sal	1,344.00	0.00	0.00	0.00	0.00 1,344.00
10E500	2550	1110	00 500000	Summer School Trans Sal	2,005.00	0.00	2,005.05	0.00	0.00 -0.05
10E510	2550	1110	00 510000	At Risk Trans Sal	1,487.00	0.00	1,487.04	0.00	0.00 -0.04
10E---	2550	1---	--	-----	47,344.00	3,478.09	10,986.08	0.00	0.00 39,365.82
10E110	2550	2130	00 110000		0.00	0.00	0.00	0.00	0.00 0.00
10E---	2550	2---	--	-----	0.00	0.00	0.00	0.00	0.00 0.00
10E080	2550	3230	00 000000	Van Repair / Maintenance	3,500.00	1,135.55	1,135.55	0.00	4,000.00 -1,635.55
10E070	2550	3310	00 000000	21st Cent Field Trip	1,060.00	0.00	1,060.29	0.00	0.00 -0.29
10E100	2550	3310	00 100000	Title I Summer School	0.00	0.00	0.00	0.00	0.00 0.00
10E110	2550	3310	00 110000	Pre-K Trans Operations	0.00	0.00	0.00	0.00	0.00 0.00
10E210	2550	3310	00 210000	ROE Pre K Trans Operations	0.00	0.00	0.00	0.00	0.00 0.00
10E470	2550	3310	00 470000	21st Cent Trans Serv	7,500.00	0.00	0.00	0.00	0.00 7,500.00
10E500	2550	3310	00 500000	Title I Trans Operation Exp.	4,000.00	0.00	4,000.00	0.00	0.00 0.00
10E510	2550	3310	00 510000	PreK Trans Operation Exp	3,496.00	0.00	3,495.74	0.00	0.00 0.26
10E080	2550	3400	00 000000	Bus Barn Telephone	7,000.00	848.23	2,716.16	0.00	3,811.90 1,636.26
10E080	2550	3700	00 000000	Bus Barn Water/Sewer	500.00	0.00	0.00	0.00	0.00 500.00
10E---	2550	3---	--	-----	27,056.00	1,983.78	12,407.74	0.00	7,811.90 8,000.68
10E080	2550	4100	00 000000	Van Supplies	3,000.00	2,642.31	2,642.31	0.00	350.00 7.69
10E080	2550	4640	00 000000	Bus Barn Van Fuel(Wh/Sil)	12,000.00	40.27	132.28	0.00	0.00 11,867.72
10E080	2550	4650	00 000000	Bus Barn Natural Gas	2,500.00	36.69	105.61	0.00	1,794.39 600.00
10E080	2550	4660	00 000000	Bus Barn Electric	5,000.00	497.32	711.06	0.00	3,788.94 500.00
10E---	2550	4---	--	-----	22,500.00	3,216.59	3,591.26	0.00	5,933.33 12,975.41
10E510	2551	1110	00 510000	At Risk New Bus/Aide Sal	0.00	0.00	0.00	0.00	0.00 0.00
10E---	2551	1---	--	-----	0.00	0.00	0.00	0.00	0.00 0.00
10E420	2560	1110	00 420000	Food Service Salary	334,544.00	30,956.88	99,319.94	0.00	0.00 252,302.06
10E420	2560	1210	00 420000	Food Service Sub Sal	13,500.00	354.88	660.88	0.00	0.00 13,145.12
10E---	2560	1---	--	-----	348,044.00	31,311.76	99,980.82	0.00	0.00 265,447.18
10E420	2560	2110	00 420000		0.00	0.00	0.00	0.00	0.00 0.00
10E420	2560	2130	00 420000		0.00	0.00	0.00	0.00	0.00 0.00
10E420	2560	2200	00 420000	Food Service Ins Ben	40,000.00	2,894.00	9,582.73	0.00	0.00 32,044.40
10E---	2560	2---	--	-----	40,000.00	2,894.00	9,582.73	0.00	0.00 32,044.40
10E350	2560	3140	00 350000	Food Service Train,Lic	1,759.00	0.00	116.00	0.00	0.00 1,643.00
10E350	2560	3190	00 350000	Food Service Purch Serv	1,500.00	0.00	854.00	0.00	0.00 646.00
10E350	2560	3230	00 350000	Food Service Rep/Maint	0.00	0.00	0.00	0.00	0.00 0.00

126

				Account Level	2012-13	September 2012-13	2012-13	2012-13	Encumbered	2012-13
FDTLOC	FUNC	OBJ	SJ	Description	Budget	Monthly Activity	FY Activity	Batch Activity	Amount	FYTD Avail Fnd -
10E350	2560	3260	00	350000 Food Service Postage	500.00	0.00	0.00	0.00	0.00	500.00
10E350	2560	3320	00	350000 Food Service Travel	1,000.00	19.98	19.98	31.64	0.00	948.38
10E---	2560	3---	--	-----	4,759.00	19.98	989.98	31.64	0.00	3,737.38
10E110	2560	4100	00	110000 PreK Food Serv Supp	5,100.00	0.00	0.00	730.12	2,050.00	2,319.88
10E210	2560	4100	00	210000 ROE At-Risk Snacks	0.00	0.00	0.00	0.00	0.00	0.00
10E420	2560	4100	00	420000 Food Service Supplies	375,000.00	36,852.30	36,409.70	4,500.00	308,316.06	26,033.53
10E510	2560	4100	00	510000 Pre K Food Supp	353.00	0.00	352.69	0.00	0.00	0.31
10E510	2560	4110	00	510000 0-3 Food Serv Suppl	675.00	0.00	674.76	0.00	0.00	0.24
10E420	2560	4640	00	420000 Food Service Fuel	750.00	0.00	0.00	0.00	0.00	750.00
10E420	2560	4700	00	420000 Food Service Software	1,500.00	0.00	0.00	0.00	660.00	840.00
10E---	2560	4---	--	-----	383,378.00	36,852.30	37,437.15	5,230.12	311,026.06	29,943.96
10E430	2560	5500	00	430000 Food Serv Equip	7,500.00	0.00	0.00	0.00	7,477.47	22.53
10E---	2560	5---	--	-----	7,500.00	0.00	0.00	0.00	7,477.47	22.53
10E---	25--	----	--	-----	1,906,031.00	178,230.56	478,740.53	5,358.13	629,815.49	849,799.28
10E010	2620	1100	00	000000 Resource/Consultant Teacher	84,000.00	8,114.96	13,184.40	0.00	0.00	75,885.04
10E070	2620	1100	00	000000 21st Cent Eval Sal	0.00	0.00	0.00	0.00	0.00	0.00
10E470	2620	1100	00	470000 21st Cent Eval Sal	3,520.00	0.00	214.50	0.00	0.00	3,520.00
10E010	2620	1110	00	000000 JFF research sal	10,000.00	0.00	0.00	0.00	0.00	10,000.00
10E---	2620	1---	--	-----	97,520.00	8,114.96	13,398.90	0.00	0.00	89,405.04
10E010	2620	2110	00	000000 Res/Consult Teach TRS	10,000.00	1,274.26	2,043.82	0.00	0.00	8,725.74
10E070	2620	2110	00	000000	0.00	0.00	0.00	0.00	0.00	0.00
10E470	2620	2110	00	470000 21st Cent Eval TRS	1,363.00	0.00	91.67	0.00	0.00	1,363.00
10E010	2620	2200	00	000000 Res/Consult Teach Ins Ben	9,240.00	720.00	1,107.28	0.00	0.00	8,520.00
10E---	2620	2---	--	-----	20,603.00	1,994.26	3,242.77	0.00	0.00	18,608.74
10E010	2620	3190	00	000000 Dist Staff Dvlopment Plan	24,000.00	0.00	0.00	0.00	0.00	24,000.00
10E070	2620	3190	00	000000 21st Cent Pur Serv	0.00	0.00	0.00	0.00	0.00	0.00
10E470	2620	3190	00	470000 21st Cent Pur Serv	500.00	0.00	0.00	0.00	0.00	500.00
10E070	2620	3320	00	000000 Century 21 Travel	0.00	0.00	0.00	0.00	0.00	0.00
10E470	2620	3320	00	470000 21st Cent Trav	0.00	0.00	0.00	0.00	0.00	0.00
10E---	2620	3---	--	-----	24,500.00	0.00	0.00	0.00	0.00	24,500.00
10E010	2620	4100	00	000000 Dist Staff Devlpment Supp	1,000.00	91.00	876.55	0.00	0.00	123.45
10E070	2620	4100	00	000000 21st Cent Supp	0.00	0.00	0.00	0.00	0.00	0.00
10E470	2620	4100	00	470000 21st Cent Supp	0.00	0.00	0.00	0.00	0.00	0.00
10E---	2620	4---	--	-----	1,000.00	91.00	876.55	0.00	0.00	123.45
10E010	2620	5500	00	000000 RTI Instr Equip	655.00	0.00	0.00	0.00	0.00	655.00
10E---	2620	5---	--	-----	655.00	0.00	0.00	0.00	0.00	655.00
10E010	2630	3400	00	000000 District Alert Now System	5,574.00	0.00	5,573.30	0.00	0.00	0.70
10E---	2630	3---	--	-----	5,574.00	0.00	5,573.30	0.00	0.00	0.70
10E010	2660	1100	00	000000 District Comp Tech Salary	61,000.00	4,940.94	17,603.50	0.00	0.00	46,177.22
10E010	2660	1110	00	000000 District Comp Tech Salary	110,000.00	7,575.10	24,151.52	0.00	0.00	89,239.65

127

Account Level				2012-13	September 2012-13	2012-13	2012-13	Encumbered		2012-13		
FDTLOC	FUNC	OBJ	SJ	Description	Budget	Monthly Activity	FY Activity	Batch	Activity	Amount	FYTD Avail	Fnd -
10E---	2660	1---	--	-----	171,000.00	12,516.04	41,755.02	0.00		0.00		135,416.87
10E010	2660	2110	00	000000	District Comp Tech TRS	7,500.00	775.88	1,202.79	0.00	0.00		6,724.12
10E010	2660	2130	00	000000		0.00	0.00	0.00		0.00		0.00
10E010	2660	2200	00	000000	Dist Computer Tech Ins	14,000.00	1,080.00	3,828.34	0.00	0.00		10,760.00
10E---	2660	2---	--	-----	21,500.00	1,855.88	5,031.13	0.00		0.00		17,484.12
10E010	2660	3190	00	000000	District Comp Tech Pur Serv	50,000.00	13,670.75	19,095.75	175.00	0.00		30,729.25
10E010	2660	3230	00	000000	District Comp Tech Rep/Maint	500.00	0.00	0.00	0.00	0.00		500.00
10E010	2660	3320	00	000000	Dist Computer Tech Mileage	500.00	0.00	0.00	0.00	0.00		500.00
10E---	2660	3---	--	-----	51,000.00	13,670.75	19,095.75	175.00		0.00		31,729.25
10E010	2660	4100	00	000000	District Comp Tech Supplies	20,000.00	0.00	0.00	0.00	83.23		19,916.77
10E010	2660	4700	00	000000	District Comp Tech Software	15,000.00	0.00	0.00	0.00	0.00		15,000.00
10E---	2660	4---	--	-----	35,000.00	0.00	0.00	0.00		83.23		34,916.77
10E010	2660	5500	00	000000	District Comp Tech Equipment	38,801.00	570.00	31,261.28	0.00	0.00		9,429.69
10E---	2660	5---	--	-----	38,801.00	570.00	31,261.28	0.00		0.00		9,429.69
10E---	26--	----	--	-----	467,153.00	38,812.89	120,234.70	175.00		83.23		362,269.63
10E070	2900	1100	00	000000	21st Cent Fac Sal	0.00	0.00	0.00	0.00	0.00		0.00
10E470	2900	1100	00	470000	21st Cent Sal	8,448.00	335.50	940.50	0.00	0.00		8,112.50
10E---	2900	1---	--	-----	8,448.00	335.50	940.50	0.00		0.00		8,112.50
10E070	2900	2110	00	000000	21st Cent Fac TRS	0.00	0.00	0.00	0.00	0.00		0.00
10E470	2900	2110	00	470000	21st Cent TRS	3,270.00	143.38	401.96	0.00	0.00		3,126.62
10E---	2900	2---	--	-----	3,270.00	143.38	401.96	0.00		0.00		3,126.62
10E070	2900	4100	00	000000	21st Cent Supp	0.00	0.00	0.00	0.00	0.00		0.00
10E---	2900	4---	--	-----	0.00	0.00	0.00	0.00		0.00		0.00
10E---	29--	----	--	-----	11,718.00	478.88	1,342.46	0.00		0.00		11,239.12
10E070	3000	1100	00	000000	21st Century Comm Serv Sal	0.00	0.00	0.00	0.00	0.00		0.00
10E100	3000	1100	00	100000	Title I Prnt Invl Sal	18,500.00	1,603.34	2,465.40	0.00	0.00		16,896.66
10E110	3000	1100	00	110000	PreK 0-3 Teach Sal	58,000.00	5,619.40	8,640.63	0.00	0.00		52,380.60
10E150	3000	1100	00	150000	SESE Flow Thru St Joe Spch Sal	1,633.00	0.00	0.00	0.00	0.00		1,633.00
10E470	3000	1100	00	470000	21st Cent Comm Ser Sal	2,376.00	151.63	349.63	0.00	0.00		2,224.37
10E500	3000	1100	00	500000	Title I Prnt Invl Sal Pr	3,790.00	0.00	3,789.68	0.00	0.00		0.32
10E510	3000	1100	00	510000	PreK 0-3 Teach Sal Prior	13,915.00	0.00	13,914.57	0.00	0.00		0.43
10E100	3000	1110	00	100000	Title I N/C	500.00	30.00	65.86	0.00	0.00		470.00
10E500	3000	1110	00	500000	Title I N/C sal	0.00	0.00	0.00	0.00	0.00		0.00
10E100	3000	1300	00	100000	Title I St Joe Tutor Sal	6,728.00	154.00	528.00	0.00	0.00		6,574.00
10E500	3000	1300	00	500000	St Joe Title I Tutoring	0.00	0.00	0.00	0.00	0.00		0.00
10E---	3000	1---	--	-----	105,442.00	7,558.37	29,753.77	0.00		0.00		80,179.38
10E070	3000	2110	00	000000	21st Cent TRS	0.00	0.00	0.00	0.00	0.00		0.00
10E100	3000	2110	00	100000	Title I Prnt Invl TRS	9,400.00	913.63	1,399.14	0.00	0.00		8,486.37
10E110	3000	2110	00	110000	PreK 0-3 Teacher TRS	6,000.00	502.22	769.09	0.00	0.00		5,497.78
10E150	3000	2110	00	150000	SESE St Joe Flow Thru TRS	700.00	0.00	0.00	0.00	0.00		700.00

128

129

Account Level				2012-13	September 2012-13	2012-13	2012-13	Encumbered	2012-13		
FDTLOC	FUNC	OBJ	SJ	Description	Budget	Monthly Activity	FY Activity	Batch Activity	Amount FYTD Avail Fnd -		
10E470	3000	2110	00	470000	21st Cent Comm Serv TRS	919.00	35.27	105.78	0.00	0.00	883.73
10E500	3000	2110	00	500000	Title I PRNT IN VL TRS	0.00	0.00	0.00	0.00	0.00	0.00
10E510	3000	2110	00	510000	Pre-K 0-3 TRS	0.00	0.00	0.00	0.00	0.00	0.00
10E100	3000	2130	00	100000		0.00	0.00	0.00	0.00	0.00	0.00
10E100	3000	2200	00	100000	Title I Prnt Inl Ins Ben	2,400.00	90.00	135.00	0.00	0.00	2,310.00
10E110	3000	2200	00	110000	PreK 0-3 Teach Ins Ben	3,500.00	720.00	1,107.28	0.00	0.00	2,780.00
10E500	3000	2200	00	500000	Title I Ins Ben Prior	360.00	0.00	360.00	0.00	0.00	0.00
10E510	3000	2200	00	510000	PreK 0-3 Ins Ben Prior	724.00	0.00	722.40	0.00	0.00	1.60
10E---	3000	2---	--	-----		24,003.00	2,261.12	4,598.69	0.00	0.00	20,659.48
10E100	3000	3140	00	100000	Title I Prnt Invl Cnsit	1,412.00	359.00	359.00	0.00	0.00	1,053.00
10E330	3000	3140	00	330000	Title II St Joe Consult	750.00	490.00	490.00	0.00	0.00	260.00
10E500	3000	3140	00	500000	Title I St Joe Reg	0.00	0.00	0.00	0.00	0.00	0.00
10E010	3000	3190	00	000000	Dist Comm Serv Pur Serv	3,500.00	0.00	0.00	0.00	0.00	3,500.00
10E070	3000	3190	00	000000	21st Cent Pur Serv	0.00	0.00	0.00	0.00	0.00	0.00
10E100	3000	3190	00	100000	Title I Comm Serv PurSer	1,412.00	60.00	60.00	0.00	0.00	1,352.00
10E110	3000	3190	00	110000	PI Purchase Serv	0.00	65.00	65.00	200.00	0.00	-265.00
10E130	3000	3190	00	130000	Walmart TAPP pur serv	0.00	0.00	0.00	0.00	0.00	0.00
10E170	3000	3190	00	170000	Drug Free St Joe Labor	0.00	0.00	0.00	0.00	0.00	0.00
10E470	3000	3190	00	470000	21st Cent Pur Serv	800.00	248.50	248.50	313.04	0.00	238.46
10E500	3000	3190	00	500000	Title I Comm Serv Pur Serv	0.00	0.00	0.00	0.00	0.00	0.00
10E510	3000	3190	00	510000	PreKdg 0-3 Pur Servcs	302.00	0.00	302.14	0.00	0.00	-0.14
10E530	3000	3190	00	530000	Title II St Joe Pur Serv	0.00	0.00	0.00	0.00	0.00	0.00
10E690	3000	3190	00	690000	TAPS Purchase Service	0.00	0.00	0.00	0.00	0.00	0.00
10E730	3000	3190	00	730000	JFF Tapps Pur Serv	0.00	0.00	0.00	0.00	0.00	0.00
10E100	3000	3250	00	100000	Title I Prnt Invl Rent	500.00	0.00	0.00	0.00	0.00	500.00
10E010	3000	3320	00	000000	Dist Comm Serv Mileage	16,000.00	0.00	0.00	0.00	0.00	16,000.00
10E100	3000	3320	00	100000	Title I St Joe Travel	899.00	100.00	100.00	26.60	0.00	772.40
10E110	3000	3320	00	110000	PreK 0-3 Travel	8,045.00	77.71	77.71	363.01	1,350.00	6,254.28
10E330	3000	3320	00	330000	Title II St Joe Travel	614.00	0.00	139.86	0.00	0.00	474.14
10E500	3000	3320	00	500000	Title I Parent Coord Mileage	500.00	0.00	0.00	0.00	0.00	500.00
10E500	3000	3320	01	500000	Title I St Joe Mileage	0.00	0.00	0.00	0.00	0.00	0.00
10E510	3000	3320	00	510000	At Risk 0-3 Trav	275.00	0.00	274.85	0.00	0.00	0.15
10E530	3000	3320	00	530000	Title II Trav	0.00	0.00	0.00	0.00	0.00	0.00
10E---	3000	3---	--	-----		35,009.00	1,400.21	2,117.06	902.65	1,350.00	30,639.29
10E010	3000	4100	00	000000	Dist Comm Serv Supp	1,500.00	0.00	0.00	0.00	0.00	1,500.00
10E070	3000	4100	00	000000	21st Cent Comm Serv Supplies	0.00	0.00	0.00	0.00	0.00	0.00
10E100	3000	4100	00	100000	Title I Prnt Invl Supp	1,000.00	176.32	183.68	94.00	0.00	729.68
10E110	3000	4100	00	110000	PreK 0-3 Supplies	13,088.00	29.97	29.97	0.00	790.09	12,267.94
10E130	3000	4100	00	130000	Walmart TAPP supp	0.00	0.00	0.00	0.00	0.00	0.00
10E170	3000	4100	00	170000	Title IV St Joe Supp	0.00	0.00	0.00	0.00	0.00	0.00

Account Level				2012-13	September 2012-13	2012-13	2012-13	Encumbered	2012-13		
FDTLOC	FUNC	OBJ	SJ	Description	Budget	Monthly Activity	FY Activity	Batch Activity	Amount FYTD Avail Fnd -		
10E180	3000	4100	00	180000	RTTT Community Mtg Supp	1,000.00	0.00	0.00	0.00	0.00	1,000.00
10E330	3000	4100	00	330000	Title II St Joe Supplies	0.00	0.00	0.00	0.00	0.00	0.00
10E470	3000	4100	00	470000	21st Cent Sup	800.00	0.00	37.77	0.00	0.00	800.00
10E500	3000	4100	00	500000	Title I Parent Coord Supplies	209.00	0.00	0.00	0.00	0.00	209.00
10E510	3000	4100	00	510000	At Risk 0-3 Supp	4,300.00	0.00	905.32	0.00	0.00	3,394.68
10E690	3000	4100	00	690000	TAPS Supplies	0.00	0.00	0.00	0.00	0.00	0.00
10E730	3000	4100	00	730000	JFF Tapps Supp	0.00	0.00	0.00	0.00	0.00	0.00
10E100	3000	4110	00	100000	Title I St Joe Supp	3,271.00	0.00	0.00	0.00	0.00	3,271.00
10E500	3000	4110	00	500000	Title I St Joe Supp	0.00	0.00	0.00	0.00	0.00	0.00
10E---	3000	4---	--	-----		25,168.00	206.29	1,156.74	94.00	790.09	23,172.30
10E110	3001	1100	00	110000	PreK 3-5 Teach Sal	19,500.00	1,852.84	2,849.07	0.00	0.00	17,647.16
10E510	3001	1100	00	510000	PreK 3-5 Teach Sal Prior	3,706.00	0.00	3,705.68	0.00	0.00	0.32
10E---	3001	1---	--	-----		23,206.00	1,852.84	6,554.75	0.00	0.00	17,647.48
10E110	3001	2110	00	110000	PreK 3-5 Teach TRS	3,000.00	290.96	445.56	0.00	0.00	2,709.04
10E510	3001	2110	00	510000	Pre-K 3-5 TRS	0.00	0.00	0.00	0.00	0.00	0.00
10E110	3001	2200	00	110000	PreK 3-5 Teach Ins Ben	2,280.00	180.00	276.82	0.00	0.00	2,100.00
10E510	3001	2200	00	510000	PreK 3-5 Ins Ben Prior	360.00	0.00	360.00	0.00	0.00	0.00
10E---	3001	2---	--	-----		5,640.00	470.96	1,082.38	0.00	0.00	4,809.04
10E110	3002	1100	00	110000	PreK Comm Serv Sal	17,000.00	1,603.34	2,465.40	0.00	0.00	15,396.66
10E510	3002	1100	00	510000	PreK Com Serv Sal Prior	3,108.00	0.00	3,107.68	0.00	0.00	0.32
10E110	3002	1110	00	110000	PreK Block Com Serv Sec	0.00	0.00	0.00	0.00	0.00	0.00
10E510	3002	1110	00	510000	PreK Block Com Prior	0.00	0.00	0.00	0.00	0.00	0.00
10E---	3002	1---	--	-----		20,108.00	1,603.34	5,573.08	0.00	0.00	15,396.98
10E110	3002	2110	00	110000	PreK Comm Serv TRS	3,000.00	251.77	385.53	0.00	0.00	2,748.23
10E510	3002	2110	00	510000	Pre-K Comm Serv TRS	0.00	0.00	0.00	0.00	0.00	0.00
10E110	3002	2200	00	110000	PreK Comm Serv Ins Ben	2,280.00	90.00	135.00	0.00	0.00	2,190.00
10E510	3002	2200	00	510000	PreK Block Com Prior	360.00	0.00	360.00	0.00	0.00	0.00
10E---	3002	2---	--	-----		5,640.00	341.77	880.53	0.00	0.00	4,938.23
10E110	3002	3190	00	110000	PreK Comm Serv Pur Serv	0.00	60.00	60.00	0.00	0.00	-60.00
10E110	3002	3250	00	110000	PreK Comm Serv Rental	900.00	0.00	0.00	175.00	0.00	725.00
10E510	3002	3250	00	510000	At Risk Rental	0.00	0.00	0.00	0.00	0.00	0.00
10E110	3002	3320	00	110000	PreK Comm Serv Travel	0.00	0.00	0.00	0.00	0.00	0.00
10E510	3002	3320	00	510000	At Risk Travel	0.00	0.00	0.00	0.00	0.00	0.00
10E---	3002	3---	--	-----		900.00	60.00	60.00	175.00	0.00	665.00
10E110	3002	4100	00	110000	PreK Comm Serv Supplies	600.00	0.00	0.00	0.00	0.00	600.00
10E510	3002	4100	00	510000	PreKdkg. Comm Serv Supp	0.00	0.00	0.00	0.00	0.00	0.00
10E---	3002	4---	--	-----		600.00	0.00	0.00	0.00	0.00	600.00
10E---	30--	----	--	-----		245,716.00	15,754.90	51,777.00	1,171.65	2,140.09	198,707.18
10E260	4120	6700	00	260000	Special Ed Tuition to oth LEAs	1,500.00	150.00	150.00	0.00	0.00	1,350.00
10E---	4120	6---	--	-----		1,500.00	150.00	150.00	0.00	0.00	1,350.00

139

Account Level				2012-13	September 2012-13	2012-13	2012-13	Encumbered	2012-13
FDTLOC	FUNC	OBJ	SJ	Description	Budget	Monthly Activity	FY Activity	Batch Activity	Amount FYTD Avail Fnd -
10E260	4120	8120	00 260000	Spec Ed Tuition Other Public	0.00	-150.00	0.00	0.00	0.00 0.00
10E---	4120	8---	--		0.00	-150.00	0.00	0.00	0.00 0.00
10E---	41--	----	--		1,500.00	0.00	150.00	0.00	0.00 1,350.00
10E010	4210	6740	00 000000	Reg Ed Public CARBONDALE Tuiti	5,000.00	0.00	0.00	0.00	0.00 5,000.00
10E---	4210	6---	--		5,000.00	0.00	0.00	0.00	0.00 5,000.00
10E010	4220	6700	00 000000	Sp Ed Public SESE Tutition	314,650.00	0.00	157,325.00	157,325.00	0.00 0.00
10E010	4220	6710	00 000000	SP ED CARBONDALE TUITION	5,000.00	924.00	2,046.00	0.00	0.00 2,954.00
10E---	4220	6---	--		319,650.00	924.00	159,371.00	157,325.00	0.00 2,954.00
10E---	42--	----	--		324,650.00	924.00	159,371.00	157,325.00	0.00 7,954.00
1-E---	----	----	--		15,597,533.00	1,285,171.32	4,234,692.21	168,766.31	848,151.26 10,917,294.49
20E010	2530	3140	00 000000	Honeywell Perf Contract	0.00	0.00	0.00	0.00	0.00 0.00
20E010	2530	3190	00 000000	Dist Construct Pur Serv	1,000.00	0.00	0.00	0.00	0.00 1,000.00
20E---	2530	3---	--		1,000.00	0.00	0.00	0.00	0.00 1,000.00
20E010	2540	3190	00 000000	Dist Maint-Pur Serv/Physical	4,500.00	-5,692.00	48.00	145.00	3,100.00 1,207.00
20E020	2540	3190	00 000000	ERES Maint Agreement	16,000.00	2,456.00	3,642.00	0.00	10,858.00 1,500.00
20E040	2540	3190	00 000000	ERMS Maint agreement	2,500.00	610.00	610.00	0.00	2,090.00 -200.00
20E010	2540	3210	00 000000	Dist Terminx	1,000.00	0.00	654.00	0.00	46.00 300.00
20E020	2540	3210	00 000000	ERES Termnx/Trash Serv	6,000.00	387.82	1,551.27	0.00	4,736.55 100.00
20E040	2540	3210	00 000000	ERMS Termnxs/Trash Serv	4,500.00	1,073.09	1,847.95	0.00	2,910.34 0.00
20E050	2540	3210	00 000000	ERHS Termnx/Trash Serv	9,500.00	1,527.04	3,724.02	0.00	6,453.30 0.00
20E010	2540	3230	00 000000	Dist Maint Rep/Maint	5,000.00	4,164.35	4,164.35	4,947.17	1,010.00 -5,121.52
20E020	2540	3230	00 000000	ERES Repair/Maint	7,500.00	0.00	0.00	3,415.00	0.00 4,085.00
20E040	2540	3230	00 000000	ERMS Cust Rep/Maint	2,500.00	0.00	0.00	250.00	0.00 2,250.00
20E050	2540	3230	00 000000	ERHS Cust Rep/Maint	20,000.00	0.00	2,089.99	0.00	0.00 17,910.01
20E010	2540	3250	00 000000	Dist Maint Rental	0.00	0.00	0.00	0.00	0.00 0.00
20E010	2540	3260	00 000000	DIST-WIDE UPS/POSTAGE	500.00	0.00	27.06	0.00	0.00 472.94
20E010	2540	3320	00 000000	Dist Maint Travel	100.00	0.00	0.00	0.00	0.00 100.00
20E020	2540	3700	00 000000	ERES Water/Sewer	6,500.00	43.79	466.70	0.00	5,578.79 600.00
20E040	2540	3700	00 000000	ERMS Water/Sewer	4,500.00	355.67	1,611.08	0.00	2,807.39 500.00
20E050	2540	3700	00 000000	ERHS Water/Sewer	16,000.00	1,846.92	5,351.51	0.00	9,359.74 2,000.00
20E---	2540	3---	--		106,600.00	6,772.68	25,787.93	8,757.17	48,950.11 25,703.43
20E010	2540	4100	00 000000	Dist Maint Supplies	116,000.00	10,367.67	31,651.26	2,136.06	98,485.50 -16,135.92
20E020	2540	4100	00 000000	ERES Cust Supp	0.00	0.00	0.00	0.00	0.00 0.00
20E050	2540	4110	00 000000	ERHS Athletic Fld Supp	6,000.00	660.03	1,458.78	0.00	339.97 4,201.25
20E010	2540	4640	00 000000	Dist Maint Fuel	5,000.00	0.00	0.00	0.00	0.00 5,000.00
20E---	2540	4---	--		127,000.00	11,027.70	33,110.04	2,136.06	98,825.47 -6,934.67
20E010	2540	5500	00 000000	Dist Maint Equip	5,000.00	0.00	0.00	0.00	2,500.00 2,500.00
20E020	2540	5500	00 000000	ERES Cust Equipment	5,000.00	0.00	0.00	0.00	0.00 5,000.00
20E040	2540	5500	00 000000	ERMS Cust Equip	1,000.00	0.00	0.00	0.00	0.00 1,000.00
20E050	2540	5500	00 000000	ERHS Classrm Equip	11,000.00	0.00	0.00	0.00	0.00 11,000.00

131

Account Level				2012-13	September 2012-13	2012-13	2012-13	Encumbered	2012-13
FDTLOC	FUNC	OBJ	SJ	Description	Budget	Monthly Activity	FY Activity	Batch Activity	Amount FYTD Avail Fnd -
20E---	2540	5---	--	-----	22,000.00	0.00	0.00	0.00	2,500.00 19,500.00
20E010	2541	1110	00	000000 District Maint Sal	67,000.00	5,412.76	19,545.86	0.00	0.00 50,636.76
20E---	2541	1---	--	-----	67,000.00	5,412.76	19,545.86	0.00	0.00 50,636.76
20E010	2541	2130	00	000000	0.00	0.00	0.00	0.00	0.00 0.00
20E010	2541	2200	00	000000 District Maint Ins Ben	4,560.00	360.00	1,276.67	0.00	0.00 3,480.00
20E---	2541	2---	--	-----	4,560.00	360.00	1,276.67	0.00	0.00 3,480.00
20E010	2541	3190	00	000000 District Maint Pur Ser	1,000.00	0.00	0.00	0.00	50.00 950.00
20E---	2541	3---	--	-----	1,000.00	0.00	0.00	0.00	50.00 950.00
20E010	2541	4650	00	000000 Dist Warehouse Nat Gas	1,500.00	28.38	84.92	0.00	415.08 1,000.00
20E---	2541	4---	--	-----	1,500.00	28.38	84.92	0.00	415.08 1,000.00
20E010	2542	1110	00	000000 Dist Summer Maint Sal	40,000.00	784.33	28,029.53	0.00	0.00 11,970.47
20E---	2542	1---	--	-----	40,000.00	784.33	28,029.53	0.00	0.00 11,970.47
20E010	2542	2200	00	000000	0.00	0.00	0.00	0.00	0.00 0.00
20E---	2542	2---	--	-----	0.00	0.00	0.00	0.00	0.00 0.00
20E010	2542	3190	00	000000 Dist Smmr Maint Pur Serv	140,000.00	5,904.00	96,642.70	0.00	0.00 43,357.30
20E010	2542	3320	00	000000 Dist Summer Maint Trav	200.00	0.00	145.97	0.00	0.00 54.03
20E---	2542	3---	--	-----	140,200.00	5,904.00	96,788.67	0.00	0.00 43,411.33
20E010	2542	4100	00	000000 Dist Summer Maint Supp	65,000.00	895.26	25,630.38	0.00	5,288.96 34,080.66
20E---	2542	4---	--	-----	65,000.00	895.26	25,630.38	0.00	5,288.96 34,080.66
20E010	2542	5500	00	000000 Sumr Maint Equipment	20,000.00	0.00	10,055.00	0.00	0.00 9,945.00
20E---	2542	5---	--	-----	20,000.00	0.00	10,055.00	0.00	0.00 9,945.00
20E---	25---	-----	--	-----	595,860.00	31,185.11	240,309.00	10,893.23	156,029.62 194,742.98
2-E---	-----	-----	--	-----	595,860.00	31,185.11	240,309.00	10,893.23	156,029.62 194,742.98
30E010	5200	6200	00	000000 Long Term Bond Interest	1,012,000.00	505,868.13	505,868.13	0.00	0.00 506,131.87
30E010	5200	6250	00	000000 Long Term Bond Maintenance Fee	1,000.00	0.00	0.00	0.00	0.00 1,000.00
30E---	5200	6---	--	-----	1,013,000.00	505,868.13	505,868.13	0.00	0.00 507,131.87
30E---	52--	-----	--	-----	1,013,000.00	505,868.13	505,868.13	0.00	0.00 507,131.87
30E010	5300	6100	00	000000 Long Term Bond Principal	35,000.00	35,000.00	35,000.00	0.00	0.00 0.00
30E---	5300	6---	--	-----	35,000.00	35,000.00	35,000.00	0.00	0.00 0.00
30E---	53--	-----	--	-----	35,000.00	35,000.00	35,000.00	0.00	0.00 0.00
3-E---	-----	-----	--	-----	1,048,000.00	540,868.13	540,868.13	0.00	0.00 507,131.87
40E080	2550	1100	00	000000 Trans Director Salary	18,000.00	0.00	0.00	0.00	0.00 18,000.00
40E080	2550	1110	00	000000 Trans Maintenance Sal	47,000.00	7,390.13	31,807.13	0.00	0.00 19,523.42
40E080	2550	1110	61	000000 Trans Regular Rte Sal	275,500.00	24,313.21	73,594.50	0.00	0.00 214,607.76
40E080	2550	1110	70	000000 Trans Secretary Salary	34,000.00	2,852.82	9,292.38	0.00	0.00 26,026.78
40E610	2550	1110	00	610000 Trans Voc Ed Salary	1,000.00	0.00	194.84	0.00	0.00 893.72
40E620	2550	1110	00	620000 Trans Spec Ed Sal	155,000.00	13,874.35	49,405.87	0.00	0.00 114,632.05
40E080	2550	1210	00	000000 Trans Sub Reg Rte Sal	16,500.00	1,828.00	3,340.00	0.00	0.00 14,672.00
40E620	2550	1210	00	620000 Trans Spec Ed Sub Sal	11,500.00	689.90	1,160.95	0.00	0.00 10,742.60
40E080	2550	1310	00	000000 Trans Trip Drvr Sal	50,000.00	4,181.79	7,412.73	0.00	0.00 45,308.09

131

Account Level				2012-13	September 2012-13	2012-13	2012-13	Encumbered	2012-13
FDTLOC	FUNC	OBJ	SJ	Description	Budget	Monthly Activity	FY Activity	Batch Activity	Amount FYTD Avail Fnd -
40E---	2550	1---	--	-----	608,500.00	55,130.20	176,208.40	0.00	0.00 464,406.42
40E080	2550	2110	00	000000 Trans TRS	2,500.00	0.00	0.00	0.00	0.00 2,500.00
40E080	2550	2130	00	000000	0.00	0.00	0.00	0.00	0.00 0.00
40E080	2550	2130	61	000000	0.00	0.00	0.00	0.00	0.00 0.00
40E080	2550	2130	70	000000	0.00	0.00	0.00	0.00	0.00 0.00
40E620	2550	2130	00	620000	0.00	0.00	0.00	0.00	0.00 0.00
40E080	2550	2200	00	000000 Trans Ins Benefit	5,000.00	361.80	1,283.27	0.00	0.00 3,914.60
40E080	2550	2200	61	000000	55,000.00	4,738.99	14,611.95	0.00	0.00 42,844.21
40E080	2550	2200	70	000000	4,620.00	360.00	1,276.67	0.00	0.00 3,540.00
40E620	2550	2200	00	620000 Trans Spec Ed Ins Ben	35,500.00	2,761.20	9,289.90	0.00	0.00 27,696.40
40E---	2550	2---	--	-----	102,620.00	8,221.99	26,461.79	0.00	0.00 80,495.21
40E080	2550	3140	00	000000 Trans Micro Renewal	3,000.00	950.00	950.00	0.00	0.00 2,050.00
40E080	2550	3190	00	000000 Trans Physicals	3,500.00	792.64	1,180.64	271.80	2,692.23 -644.67
40E620	2550	3190	00	620000 Spec Ed Trans Contract Fee	85,000.00	4,743.83	20,799.87	0.00	0.00 71,133.42
40E080	2550	3210	00	000000 Trans Trash P/U	600.00	46.75	187.00	0.00	409.75 50.00
40E080	2550	3220	00	000000 Trans Towel Service	2,500.00	160.86	472.58	0.00	1,527.42 500.00
40E080	2550	3230	00	000000 Trans Repair/Maint	25,000.00	511.20	2,666.64	0.00	6,003.76 16,329.60
40E080	2550	3240	00	000000 Trans Copier Rep/Maint	250.00	0.00	0.00	0.00	300.00 -50.00
40E080	2550	3250	00	000000 Trans Rental	100.00	0.00	0.00	0.00	0.00 100.00
40E080	2550	3260	00	000000 Trans Postage	300.00	0.00	0.00	0.00	0.00 300.00
40E080	2550	3270	00	000000 Trans Charter Bus Service	0.00	0.00	0.00	0.00	0.00 0.00
40E080	2550	3310	00	000000 Trans Pupil/Other LEA's	5,000.00	0.00	0.00	0.00	0.00 5,000.00
40E080	2550	3320	00	000000 Trans Travel	50.00	0.00	0.00	0.00	0.00 50.00
40E080	2550	3390	00	000000 Trans Drug/Fngrprnt Fee	3,000.00	65.75	445.85	0.00	2,554.15 0.00
40E080	2550	3600	00	000000 Trans Printing	1,500.00	0.00	1,337.16	0.00	162.84 0.00
40E080	2550	3900	00	000000 Trans Bus Inspection Fee	3,500.00	287.00	1,277.25	0.00	2,554.75 -332.00
40E---	2550	3---	--	-----	133,300.00	7,558.03	29,316.99	271.80	16,204.90 94,486.35
40E080	2550	4100	00	000000 Trans Supplies	90,000.00	3,840.40	19,390.63	0.00	30,908.58 39,758.70
40E080	2550	4240	00	000000 Trans. Copier Paper & Toner	800.00	0.00	0.00	0.00	500.00 300.00
40E080	2550	4620	00	000000 Trans Oil	3,000.00	0.00	959.00	0.00	4,041.00 -2,000.00
40E080	2550	4640	00	000000 Trans Fuel	245,000.00	14,030.76	19,119.92	0.00	205,892.08 19,988.00
40E080	2550	4700	00	000000 Trans Software	7,000.00	0.00	0.00	0.00	0.00 7,000.00
40E---	2550	4---	--	-----	345,800.00	17,871.16	39,469.55	0.00	241,341.66 65,046.70
40E080	2550	5500	00	000000 Trans Equipment	0.00	0.00	0.00	0.00	0.00 0.00
40E080	2550	5510	00	000000 Trans Other Vehicle Purchase	12,000.00	0.00	12,298.41	0.00	0.00 -298.41
40E080	2550	5520	00	000000 Trans Vehicle Purchase	220,000.00	0.00	219,175.00	0.00	0.00 825.00
40E080	2550	5530	00	000000 Trans Radio	1,500.00	0.00	0.00	0.00	800.00 700.00
40E---	2550	5---	--	-----	233,500.00	0.00	231,473.41	0.00	800.00 1,226.59
40E---	25--	----	--	-----	1,423,720.00	88,781.38	502,930.14	271.80	258,346.56 705,661.27
40E620	4120	3310	00	620000 Trans Sp Ed Out of Dist	2,000.00	0.00	0.00	0.00	0.00 2,000.00

CS1

Account Level				2012-13	September 2012-13	2012-13	2012-13	Encumbered	2012-13
FDTLOC	FUNC	OBJ	SJ	Description	Budget	Monthly Activity	FY Activity	Batch Activity	Amount FYTD Avail Fnd -
40E---	4120	3---	--	-----	2,000.00	0.00	0.00	0.00	0.00 2,000.00
40E---	41--	----	--	-----	2,000.00	0.00	0.00	0.00	0.00 2,000.00
4-E---	----	----	--	-----	1,425,720.00	88,781.38	502,930.14	271.80	258,346.56 707,661.27
50E030	1100	2120	00	000000	0.00	0.00	0.00	0.00	0.00 0.00
50E070	1100	2120	00	000000 Century 21 IMRF	1,500.00	0.00	64.89	0.00	0.00 1,435.11
50E470	1100	2120	00	470000 21st Cent IMRF	200.00	51.75	143.10	0.00	0.00 148.25
50E030	1100	2130	00	000000	0.00	0.00	0.00	0.00	0.00 0.00
50E070	1100	2130	00	000000 Century 21 FICA	1,500.00	0.00	105.71	0.00	0.00 1,394.29
50E470	1100	2130	00	470000 21st Cent FICA	75.00	37.18	133.36	0.00	0.00 37.82
50E030	1100	2140	00	000000	0.00	0.00	0.96	0.00	0.00 -0.96
50E070	1100	2140	00	000000 Century 21 Med	1,000.00	0.00	106.24	0.00	0.00 893.76
50E470	1100	2140	00	470000 21st Cent Med	100.00	15.24	44.85	0.00	0.00 84.76
50E---	1100	2---	--	-----	4,375.00	104.17	599.11	0.00	0.00 3,993.03
50E020	1110	2120	00	000000 ERES IMRF	6,500.00	438.14	1,486.32	0.00	0.00 5,249.62
50E020	1110	2130	00	000000 ERES FICA	3,000.00	206.32	683.44	0.00	0.00 2,426.61
50E020	1110	2140	00	000000 ERES Medicare	27,000.00	2,157.48	7,610.41	0.00	0.00 20,552.08
50E160	1110	2140	00	160000 Ed Jobs Fund Med	0.00	0.00	0.00	0.00	0.00 0.00
50E---	1110	2---	--	-----	36,500.00	2,801.94	9,780.17	0.00	0.00 28,228.31
50E040	1120	2120	00	000000 ERMS IMRF	3,000.00	75.69	311.42	0.00	0.00 2,737.43
50E160	1120	2120	00	160000 Ed Jobs Fund IMRF	0.00	0.00	0.00	0.00	0.00 0.00
50E040	1120	2130	00	000000 ERMS FICA	1,300.00	37.61	154.04	0.00	0.00 1,177.95
50E160	1120	2130	00	160000 Ed Jobs Fund FICA	0.00	0.00	0.00	0.00	0.00 0.00
50E040	1120	2140	00	000000 ERMS Medicare	14,500.00	1,114.07	4,059.17	0.00	0.00 11,062.14
50E160	1120	2140	00	160000 Ed Jobs Fund Med	0.00	0.00	0.00	0.00	0.00 0.00
50E---	1120	2---	--	-----	18,800.00	1,227.37	4,524.63	0.00	0.00 14,977.52
50E110	1125	2120	00	110000 Pre K IMRF	6,000.00	530.36	819.27	0.00	0.00 5,469.64
50E210	1125	2120	00	210000 ROE Pre K IIMRF	1,500.00	101.24	358.10	0.00	0.00 1,196.28
50E510	1125	2120	00	510000 Pre K IMRF	1,000.00	0.00	995.72	0.00	0.00 4.28
50E110	1125	2130	00	110000 Pre K FICA	2,500.00	241.53	385.94	0.00	0.00 2,258.47
50E210	1125	2130	00	210000 ROE Pre K FICA	750.00	45.74	165.53	0.00	0.00 612.74
50E510	1125	2130	00	510000 Pre K FICA	465.00	0.00	465.00	0.00	0.00 0.00
50E110	1125	2140	00	110000 Pre K Medicare	2,500.00	185.04	285.47	0.00	0.00 2,314.96
50E210	1125	2140	00	210000 ROE Pre K Medicare	500.00	32.00	114.11	0.00	0.00 403.97
50E510	1125	2140	00	510000 Pre K Medicare	426.00	0.00	425.88	0.00	0.00 0.12
50E---	1125	2---	--	-----	15,641.00	1,135.91	4,015.02	0.00	0.00 12,260.46
50E050	1130	2120	00	000000 ERHS IMRF	500.00	-1.02	1.04	0.00	0.00 501.02
50E050	1130	2130	00	000000 ERHS FICA	100.00	18.33	39.53	0.00	0.00 81.67
50E050	1130	2140	00	000000 ERHS Medicare	18,000.00	1,461.25	5,059.77	0.00	0.00 13,751.00
50E160	1130	2140	00	160000 Ed Jobs Fund Med	0.00	0.00	0.00	0.00	0.00 0.00
50E---	1130	2---	--	-----	18,600.00	1,478.56	5,100.34	0.00	0.00 14,333.69

134

Account Level				2012-13	September 2012-13	2012-13	2012-13	Encumbered	2012-13
FDTLOC	FUNC	OBJ	SJ	Description	Budget	Monthly Activity	FY Activity	Batch Activity	Amount FYTD Avail Fnd -
50E570	1140	2120	00	570000	0.00	0.00	0.00	0.00	0.00 0.00
50E570	1140	2130	00	570000	0.00	0.00	0.00	0.00	0.00 0.00
50E---	1140	2---	--	-----	0.00	0.00	0.00	0.00	0.00 0.00
50E330	1170	2140	00	330000	1,000.00	82.52	127.17	0.00	0.00 917.48
50E530	1170	2140	00	530000	167.00	0.00	166.24	0.00	0.00 0.76
50E---	1170	2---	--	-----	1,167.00	82.52	293.41	0.00	0.00 918.24
50E---	11--	----	--	-----	95,083.00	6,830.47	24,312.68	0.00	0.00 74,711.25
50E140	1203	2120	00	140000	0.00	0.00	0.00	0.00	0.00 0.00
50E140	1203	2130	00	140000	0.00	0.00	0.00	0.00	0.00 0.00
50E140	1203	2140	00	140000	0.00	0.00	0.00	0.00	0.00 0.00
50E---	1203	2---	--	-----	0.00	0.00	0.00	0.00	0.00 0.00
50E140	1204	2120	00	140000	6,500.00	486.16	1,399.74	0.00	0.00 5,366.00
50E140	1204	2130	00	140000	5,500.00	430.40	1,070.59	0.00	0.00 4,776.84
50E140	1204	2140	00	140000	2,000.00	100.65	250.33	0.00	0.00 1,830.91
50E---	1204	2---	--	-----	14,000.00	1,017.21	2,720.66	0.00	0.00 11,973.75
50E140	1205	2120	00	140000	0.00	0.00	0.00	0.00	0.00 0.00
50E140	1205	2130	00	140000	0.00	0.00	0.00	0.00	0.00 0.00
50E140	1205	2140	00	140000	6,500.00	463.06	1,621.79	0.00	0.00 5,121.79
50E---	1205	2---	--	-----	6,500.00	463.06	1,621.79	0.00	0.00 5,121.79
50E280	1206	2120	00	280000	0.00	0.00	0.00	0.00	0.00 0.00
50E280	1206	2130	00	280000	0.00	0.00	0.00	0.00	0.00 0.00
50E---	1206	2---	--	-----	0.00	0.00	0.00	0.00	0.00 0.00
50E280	1213	2130	00	280000	0.00	0.00	0.00	0.00	0.00 0.00
50E280	1213	2140	00	280000	500.00	3.60	10.12	0.00	0.00 496.40
50E---	1213	2---	--	-----	500.00	3.60	10.12	0.00	0.00 496.40
50E140	1216	2120	00	140000	75.00	0.00	0.00	0.00	0.00 75.00
50E280	1216	2120	00	280000	13,000.00	982.41	2,915.44	0.00	0.00 10,634.95
50E140	1216	2130	00	140000	50.00	0.00	0.00	0.00	0.00 50.00
50E280	1216	2130	00	280000	6,000.00	474.80	1,419.65	0.00	0.00 4,900.40
50E140	1216	2140	00	140000	25.00	0.00	0.00	0.00	0.00 25.00
50E280	1216	2140	00	280000	2,000.00	111.05	332.02	0.00	0.00 1,742.83
50E---	1216	2---	--	-----	21,150.00	1,568.26	4,667.11	0.00	0.00 17,428.18
50E140	1220	2120	00	140000	14,000.00	1,082.62	3,343.42	0.00	0.00 11,244.14
50E140	1220	2130	00	140000	6,500.00	502.15	1,550.28	0.00	0.00 5,236.42
50E140	1220	2140	00	140000	6,200.00	465.72	1,545.82	0.00	0.00 4,912.78
50E---	1220	2---	--	-----	26,700.00	2,050.49	6,439.52	0.00	0.00 21,393.34
50E100	1250	2120	00	100000	14,000.00	1,333.66	2,043.57	0.00	0.00 12,666.34
50E500	1250	2120	00	500000	2,060.00	0.00	2,059.82	0.00	0.00 0.18
50E100	1250	2130	00	100000	6,500.00	595.78	928.81	0.00	0.00 5,904.22
50E500	1250	2130	00	500000	986.00	0.00	985.96	0.00	0.00 0.04

CS1

Account Level				2012-13	September 2012-13	2012-13	2012-13	Encumbered	2012-13
FDTLOC	FUNC	OBJ	SJ	Description	Budget	Monthly Activity	FY Activity	Batch Activity	Amount FYTD Avail Fnd -
50E100	1250	2140	00 100000	Title I Medicare	2,650.00	243.44	377.57	0.00	0.00 2,406.56
50E500	1250	2140	00 500000	Title I Medicare Prior	450.00	0.00	449.56	0.00	0.00 0.44
50E---	1250	2---	--	-----	26,646.00	2,172.88	6,845.29	0.00	0.00 20,977.78
50E---	12--	----	--	-----	95,496.00	7,275.50	22,304.49	0.00	0.00 77,391.24
50E050	1400	2120	00 000000	ERHS Voc TA IMRF	0.00	0.00	0.00	0.00	0.00 0.00
50E390	1400	2120	00 390000	Voc Tutor IMRF	1,900.00	186.60	309.50	0.00	0.00 1,683.80
50E390	1400	2130	00 390000	Voc Tutor FICA	1,000.00	77.12	130.10	0.00	0.00 909.52
50E050	1400	2140	00 000000	ERHS Voc Medicare	6,750.00	475.79	1,658.39	0.00	0.00 5,345.48
50E390	1400	2140	00 390000		250.00	18.04	41.33	0.00	0.00 217.94
50E---	1400	2---	--	-----	9,900.00	757.55	2,139.32	0.00	0.00 8,156.74
50E410	1459	2120	00 410000	JROTC Instructor IMRF	17,000.00	1,331.88	4,661.78	0.00	0.00 13,004.16
50E410	1459	2130	00 410000	JROTC Instructor FICA	8,000.00	596.06	2,086.75	0.00	0.00 6,211.28
50E410	1459	2140	00 410000		2,000.00	139.40	488.04	0.00	0.00 1,581.66
50E---	1459	2---	--	-----	27,000.00	2,067.34	7,236.57	0.00	0.00 20,797.10
50E---	14--	----	--	-----	36,900.00	2,824.89	9,375.89	0.00	0.00 28,953.84
50E050	1500	2140	00 000000	ERHS A D Medicare	100.00	5.68	20.06	0.00	0.00 82.96
50E---	1500	2---	--	-----	100.00	5.68	20.06	0.00	0.00 82.96
50E050	1509	2140	00 000000	ERHS Pep Club Med	0.00	0.00	0.00	0.00	0.00 0.00
50E---	1509	2---	--	-----	0.00	0.00	0.00	0.00	0.00 0.00
50E050	1510	2120	00 000000	ERHS Cheerldr Spns IMRF	175.00	0.00	0.00	0.00	0.00 175.00
50E050	1510	2130	00 000000	ERHS Cheerldr Spns FICA	100.00	0.00	0.00	0.00	0.00 100.00
50E050	1510	2140	00 000000	ERHS Cheerldr Spns Medi	75.00	0.00	0.00	0.00	0.00 75.00
50E---	1510	2---	--	-----	350.00	0.00	0.00	0.00	0.00 350.00
50E050	1511	2140	00 000000	ERHS Golf Medicare	75.00	0.00	0.00	0.00	0.00 75.00
50E---	1511	2---	--	-----	75.00	0.00	0.00	0.00	0.00 75.00
50E050	1512	2120	00 000000	ERHS X C IMRF	0.00	0.00	0.00	0.00	0.00 0.00
50E050	1512	2130	00 000000	ERHS X C FICA	0.00	0.00	0.00	0.00	0.00 0.00
50E050	1512	2140	00 000000	ERHS X C Medicare	100.00	0.00	0.36	0.00	0.00 100.00
50E---	1512	2---	--	-----	100.00	0.00	0.36	0.00	0.00 100.00
50E050	1513	2120	00 000000		100.00	0.00	0.00	0.00	0.00 100.00
50E050	1513	2130	00 000000	ERHS Dance Team FICA	100.00	0.00	0.00	0.00	0.00 100.00
50E050	1513	2140	00 000000	ERHS Dance Med	50.00	0.00	0.00	0.00	0.00 50.00
50E---	1513	2---	--	-----	250.00	0.00	0.00	0.00	0.00 250.00
50E050	1520	2130	00 000000	ERHS Girls TN FICA	200.00	0.00	0.00	0.00	0.00 200.00
50E050	1520	2140	00 000000	ERHS Girls Tn Medicare	50.00	0.00	0.00	0.00	0.00 50.00
50E---	1520	2---	--	-----	250.00	0.00	0.00	0.00	0.00 250.00
50E050	1521	2120	00 000000	ERHS Volleybl Wkrs IMRF	25.00	0.00	0.00	0.00	0.00 25.00
50E050	1521	2130	00 000000	ERHS Volleybl Wkrs FICA	75.00	5.02	11.34	0.00	0.00 69.98
50E050	1521	2140	00 000000	ERHS Volleyball Medi	125.00	1.10	2.52	0.00	0.00 123.90
50E---	1521	2---	--	-----	225.00	6.12	13.86	0.00	0.00 218.88

931

Account Level				2012-13	September 2012-13	2012-13	2012-13	Encumbered	2012-13
FDTLOC	FUNC	OBJ	SJ	Description	Budget	Monthly Activity	FY Activity	Batch Activity	Amount FYTD Avail Fnd -
50E050	1522	2120	00 000000	ERHS Girls Bsktbl IMRF	0.00	0.00	0.00	0.00	0.00 0.00
50E050	1522	2130	00 000000	ERHS Grls Bskbl Wkr FICA	75.00	0.00	0.00	0.00	0.00 75.00
50E050	1522	2140	00 000000	ERHS Grls Bsktbl Cch Med	250.00	0.00	0.00	0.00	0.00 250.00
50E---	1522	2---	--	-----	325.00	0.00	0.00	0.00	0.00 325.00
50E050	1523	2120	00 000000	ERHS Girls Track IMRF	25.00	0.00	0.00	0.00	0.00 25.00
50E050	1523	2130	00 000000	ERHS Grls Track FICA	25.00	0.00	0.00	0.00	0.00 25.00
50E050	1523	2140	00 000000	ERHS Grls Track Medicare	100.00	0.00	0.00	0.00	0.00 100.00
50E---	1523	2---	--	-----	150.00	0.00	0.00	0.00	0.00 150.00
50E050	1524	2120	00 000000	ERHS Grls Sftbl IMRF	0.00	0.00	0.00	0.00	0.00 0.00
50E050	1524	2130	00 000000	ERHS Grls Sftbl FICA	0.00	0.00	0.00	0.00	0.00 0.00
50E050	1524	2140	00 000000	ERHS Grls Sftbl Medicare	125.00	0.00	0.00	0.00	0.00 125.00
50E---	1524	2---	--	-----	125.00	0.00	0.00	0.00	0.00 125.00
50E050	1525	2120	00 000000		0.00	0.00	0.00	0.00	0.00 0.00
50E050	1525	2130	00 000000	ERHS GIRLS SOCCER FICA	300.00	0.00	0.00	0.00	0.00 300.00
50E050	1525	2140	00 000000	ERHS Girls Sccr Med	75.00	0.00	0.00	0.00	0.00 75.00
50E---	1525	2---	--	-----	375.00	0.00	0.00	0.00	0.00 375.00
50E050	1530	2130	00 000000	ERHS Boys Tns FICA	200.00	0.00	0.00	0.00	0.00 200.00
50E050	1530	2140	00 000000	ERHS Boys Tns Cch Med	75.00	0.00	0.00	0.00	0.00 75.00
50E---	1530	2---	--	-----	275.00	0.00	0.00	0.00	0.00 275.00
50E050	1531	2120	00 000000	ERHS FTB IMRF	0.00	0.00	0.00	0.00	0.00 0.00
50E050	1531	2130	00 000000	ERHS Ftbl FICA	275.00	2.23	3.35	0.00	0.00 272.77
50E050	1531	2140	00 000000	ERHS Ftbl Coach Medicare	300.00	0.87	2.95	0.00	0.00 299.13
50E---	1531	2---	--	-----	575.00	3.10	6.30	0.00	0.00 571.90
50E050	1532	2120	00 000000	ERHS Boys Bsktball IMRF	0.00	0.00	0.00	0.00	0.00 0.00
50E050	1532	2130	00 000000	ERHS Boys Bsktb FICA	300.00	0.00	0.00	0.00	0.00 300.00
50E050	1532	2140	00 000000	ERHS Boys Bsktb Medicare	250.00	0.00	0.00	0.00	0.00 250.00
50E---	1532	2---	--	-----	550.00	0.00	0.00	0.00	0.00 550.00
50E050	1533	2120	00 000000	ERHS Boys Track IMRF	0.00	0.00	0.00	0.00	0.00 0.00
50E050	1533	2130	00 000000	ERHS Boys Track FICA	25.00	0.00	0.00	0.00	0.00 25.00
50E050	1533	2140	00 000000	ERHS Boys Tck Medicare	125.00	0.00	0.00	0.00	0.00 125.00
50E---	1533	2---	--	-----	150.00	0.00	0.00	0.00	0.00 150.00
50E050	1534	2120	00 000000	ERHS Boys Base IMRF	600.00	0.00	0.00	0.00	0.00 600.00
50E050	1534	2130	00 000000	ERHS Boys Baseball FICA	425.00	0.00	0.00	0.00	0.00 425.00
50E050	1534	2140	00 000000	ERHS Boys Basebl Med	125.00	0.00	0.00	0.00	0.00 125.00
50E---	1534	2---	--	-----	1,150.00	0.00	0.00	0.00	0.00 1,150.00
50E050	1536	2130	00 000000	ERHS Soccer Coach FICA	125.00	0.00	0.00	0.00	0.00 125.00
50E050	1536	2140	00 000000	ERHS Soccer Coach Med	100.00	0.00	0.00	0.00	0.00 100.00
50E---	1536	2---	--	-----	225.00	0.00	0.00	0.00	0.00 225.00
50E040	1540	2130	00 000000		0.00	0.00	0.00	0.00	0.00 0.00
50E040	1540	2140	00 000000		0.00	0.00	0.00	0.00	0.00 0.00

137

Account Level				2012-13	September 2012-13	2012-13	2012-13	Encumbered	2012-13
FDTLOC	FUNC	OBJ	SJ	Budget	Monthly Activity	FY Activity	Batch Activity	Amount	FYTD Avail Fnd -
50E---	1540	2---	--	0.00	0.00	0.00	0.00	0.00	0.00
50E040	1550	2130	00	300.00	0.00	0.00	0.00	0.00	300.00
50E040	1550	2140	00	0.00	0.00	0.00	0.00	0.00	0.00
50E---	1550	2---	--	300.00	0.00	0.00	0.00	0.00	300.00
50E040	1551	2140	00	0.00	0.00	0.00	0.00	0.00	0.00
50E---	1551	2---	--	0.00	0.00	0.00	0.00	0.00	0.00
50E040	1560	2120	00	25.00	0.00	0.00	0.00	0.00	25.00
50E040	1560	2130	00	300.00	0.00	0.00	0.00	0.00	300.00
50E040	1560	2140	00	200.00	0.00	0.00	0.00	0.00	200.00
50E---	1560	2---	--	525.00	0.00	0.00	0.00	0.00	525.00
50E040	1561	2120	00	50.00	0.00	0.00	0.00	0.00	50.00
50E040	1561	2130	00	400.00	0.00	0.00	0.00	0.00	400.00
50E040	1561	2140	00	200.00	0.00	0.00	0.00	0.00	200.00
50E---	1561	2---	--	650.00	0.00	0.00	0.00	0.00	650.00
50E040	1562	2130	00	200.00	0.00	0.00	0.00	0.00	200.00
50E040	1562	2140	00	75.00	0.00	0.00	0.00	0.00	75.00
50E---	1562	2---	--	275.00	0.00	0.00	0.00	0.00	275.00
50E040	1570	2120	00	25.00	0.00	0.00	0.00	0.00	25.00
50E040	1570	2130	00	100.00	0.00	0.00	0.00	0.00	100.00
50E040	1570	2140	00	100.00	0.00	0.00	0.00	0.00	100.00
50E---	1570	2---	--	225.00	0.00	0.00	0.00	0.00	225.00
50E040	1571	2140	00	50.00	0.00	0.00	0.00	0.00	50.00
50E---	1571	2---	--	50.00	0.00	0.00	0.00	0.00	50.00
50E050	1572	2130	00	25.00	0.00	0.00	0.00	0.00	25.00
50E050	1572	2140	00	75.00	0.00	0.00	0.00	0.00	75.00
50E---	1572	2---	--	100.00	0.00	0.00	0.00	0.00	100.00
50E040	1575	2140	00	75.00	1.83	7.14	0.00	0.00	69.30
50E---	1575	2---	--	75.00	1.83	7.14	0.00	0.00	69.30
50E040	1576	2140	00	75.00	1.96	7.46	0.00	0.00	69.12
50E---	1576	2---	--	75.00	1.96	7.46	0.00	0.00	69.12
50E050	1580	2140	00	50.00	0.00	1.21	0.00	0.00	50.00
50E---	1580	2---	--	50.00	0.00	1.21	0.00	0.00	50.00
50E050	1582	2140	00	100.00	0.00	0.00	0.00	0.00	100.00
50E---	1582	2---	--	100.00	0.00	0.00	0.00	0.00	100.00
50E050	1583	2130	00	0.00	0.00	18.60	0.00	0.00	-18.60
50E050	1583	2140	00	175.00	6.76	49.07	0.00	0.00	129.46
50E---	1583	2---	--	175.00	6.76	67.67	0.00	0.00	110.86
50E050	1584	2140	00	0.00	0.00	0.00	0.00	0.00	0.00
50E---	1584	2---	--	0.00	0.00	0.00	0.00	0.00	0.00
50E050	1585	2140	00	75.00	1.68	9.10	0.00	0.00	66.76

091

Account Level				2012-13	September 2012-13	2012-13	2012-13	Encumbered	2012-13
FDTLOC	FUNC	OBJ	SJ	Description	Budget	Monthly Activity	FY Activity	Batch Activity	Amount FYTD Avail Fnd -
50E---	1585	2---	--	-----	75.00	1.68	9.10	0.00	0.00 66.76
50E050	1586	2140	00	000000 ERHS Yrbk Spons Medicare	50.00	1.90	6.72	0.00	0.00 44.26
50E---	1586	2---	--	-----	50.00	1.90	6.72	0.00	0.00 44.26
50E050	1588	2120	00	000000 ERHS X-Curr Sprvsn IMRF	0.00	0.00	0.00	0.00	0.00 0.00
50E050	1588	2130	00	000000 ERHS X-Curr Sprvsn FICA	0.00	0.00	0.00	0.00	0.00 0.00
50E050	1588	2140	00	000000 ERHS X-Curr Sprvsn Med	25.00	0.00	0.00	0.00	0.00 25.00
50E---	1588	2---	--	-----	25.00	0.00	0.00	0.00	0.00 25.00
50E050	1589	2140	00	000000 ERHS Stdnt Cncl Medicare	25.00	1.02	4.14	0.00	0.00 21.82
50E---	1589	2---	--	-----	25.00	1.02	4.14	0.00	0.00 21.82
50E050	1590	2120	00	000000 ERHS Rifle/Drill IMRF	300.00	25.00	84.93	0.00	0.00 227.92
50E050	1590	2130	00	000000 ERHS Rifle/Drill FICA	200.00	17.10	58.25	0.00	0.00 150.46
50E050	1590	2140	00	000000	75.00	4.00	13.62	0.00	0.00 63.42
50E---	1590	2---	--	-----	575.00	46.10	156.80	0.00	0.00 441.80
50E040	1591	2140	00	000000 ERMS BAND MED	50.00	1.68	6.09	0.00	0.00 44.83
50E---	1591	2---	--	-----	50.00	1.68	6.09	0.00	0.00 44.83
50E040	1593	2140	00	000000 ERMS Talent Shw Spon Med	100.00	0.00	0.00	0.00	0.00 100.00
50E---	1593	2---	--	-----	100.00	0.00	0.00	0.00	0.00 100.00
50E040	1594	2140	00	000000 ERMS Drama Spon Medicare	0.00	0.00	0.00	0.00	0.00 0.00
50E---	1594	2---	--	-----	0.00	0.00	0.00	0.00	0.00 0.00
50E040	1598	2120	00	000000 ERMS Dance/Grad IMRF	0.00	0.00	0.00	0.00	0.00 0.00
50E040	1598	2130	00	000000 ERMS Dance/Grad FICA	0.00	0.00	0.00	0.00	0.00 0.00
50E040	1598	2140	00	000000 ERMS Dance/Grad Medicare	25.00	1.27	1.27	0.00	0.00 23.73
50E---	1598	2---	--	-----	25.00	1.27	1.27	0.00	0.00 23.73
50E---	15--	----	--	-----	8,775.00	79.10	308.18	0.00	0.00 8,516.22
50E050	1700	2120	00	000000 ERHS Dr Ed TA IMRF	0.00	0.00	0.00	0.00	0.00 0.00
50E050	1700	2130	00	000000 ERHS Dr Ed TA FICA	0.00	0.00	0.00	0.00	0.00 0.00
50E050	1700	2140	00	000000 ERHS Dr Ed Medicare	700.00	14.75	139.90	0.00	0.00 578.28
50E---	1700	2---	--	-----	700.00	14.75	139.90	0.00	0.00 578.28
50E---	17--	----	--	-----	700.00	14.75	139.90	0.00	0.00 578.28
50E550	1900	2120	00	550000 TAOEP IMRF	401.00	0.00	400.24	0.00	0.00 0.76
50E750	1900	2120	00	750000 TAOEP IMRF	3,800.00	350.66	540.56	0.00	0.00 3,449.34
50E550	1900	2130	00	550000 TAOEP FICA	181.00	0.00	180.88	0.00	0.00 0.12
50E750	1900	2130	00	750000 TAOEP FICA	2,000.00	158.00	246.83	0.00	0.00 1,842.00
50E550	1900	2140	00	550000	43.00	0.00	42.28	0.00	0.00 0.72
50E750	1900	2140	00	750000	400.00	36.94	57.71	0.00	0.00 363.06
50E---	1900	2---	--	-----	6,825.00	545.60	1,468.50	0.00	0.00 5,656.00
50E---	19--	----	--	-----	6,825.00	545.60	1,468.50	0.00	0.00 5,656.00
50E550	2110	2120	00	550000 TAOEP IMRF	608.00	0.00	607.96	0.00	0.00 0.04
50E750	2110	2120	00	750000 TAOEP IMRF	0.00	0.00	0.00	0.00	0.00 0.00
50E020	2110	2130	00	000000 ERES Social Workers FICA	0.00	0.00	0.00	0.00	0.00 0.00

631

Account Level				2012-13	September 2012-13	2012-13	2012-13	Encumbered	2012-13		
FDTLOC	FUNC	OBJ	SJ	Description	Budget	Monthly Activity	FY Activity	Batch Activity	Amount	FYTD Avail	Fnd -
50E550	2110	2130	00	550000	275.00	0.00	274.72	0.00	0.00		0.28
50E750	2110	2130	00	750000	0.00	0.00	0.00	0.00	0.00		0.00
50E010	2110	2140	00	000000	0.00	0.00	0.00	0.00	0.00		0.00
50E020	2110	2140	00	000000	0.00	0.00	0.00	0.00	0.00		0.00
50E550	2110	2140	00	550000	67.00	0.00	66.21	0.00	0.00		0.79
50E750	2110	2140	00	750000	250.00	20.20	30.72	0.00	0.00		229.80
50E---	2110	2---	--	-----	1,200.00	20.20	979.61	0.00	0.00		230.91
50E050	2120	2120	00	000000	2,500.00	170.70	616.95	0.00	0.00		1,987.90
50E070	2120	2120	00	000000	0.00	0.00	0.00	0.00	0.00		0.00
50E050	2120	2130	00	000000	1,000.00	61.64	232.30	0.00	0.00		807.33
50E070	2120	2130	00	000000	0.00	0.00	0.00	0.00	0.00		0.00
50E020	2120	2140	00	000000	750.00	52.10	157.85	0.00	0.00		618.90
50E040	2120	2140	00	000000	650.00	43.76	155.11	0.00	0.00		518.96
50E050	2120	2140	00	000000	2,500.00	169.12	549.47	0.00	0.00		2,041.63
50E070	2120	2140	00	000000	5.00	0.00	4.83	0.00	0.00		0.17
50E470	2120	2140	00	470000	0.00	0.00	2.49	0.00	0.00		0.00
50E---	2120	2---	--	-----	7,405.00	497.32	1,719.00	0.00	0.00		5,974.89
50E010	2130	2120	00	000000	2,000.00	155.96	239.79	0.00	0.00		1,844.04
50E010	2130	2130	00	000000	900.00	70.48	113.63	0.00	0.00		824.25
50E010	2130	2140	00	000000	2,500.00	168.20	547.55	0.00	0.00		2,038.70
50E---	2130	2---	--	-----	5,400.00	394.64	900.97	0.00	0.00		4,706.99
50E280	2150	2120	00	280000	0.00	0.00	0.00	0.00	0.00		0.00
50E280	2150	2130	00	280000	0.00	0.00	0.00	0.00	0.00		0.00
50E150	2150	2140	00	150000	0.00	0.00	0.00	0.00	0.00		0.00
50E280	2150	2140	00	280000	3,000.00	202.36	617.21	0.00	0.00		2,491.24
50E---	2150	2---	--	-----	3,000.00	202.36	617.21	0.00	0.00		2,491.24
50E020	2190	2120	00	000000	4,500.00	359.94	1,273.60	0.00	0.00		3,420.16
50E020	2190	2130	00	000000	2,400.00	148.43	545.90	0.00	0.00		1,934.65
50E020	2190	2140	00	000000	650.00	34.71	127.66	0.00	0.00		541.19
50E---	2190	2---	--	-----	7,550.00	543.08	1,947.16	0.00	0.00		5,896.00
50E---	21--	----	--	-----	24,555.00	1,657.60	6,163.95	0.00	0.00		19,300.03
50E070	2210	2120	00	000000	50.00	0.00	0.00	0.00	0.00		50.00
50E100	2210	2120	00	100000	0.00	0.00	13.72	0.00	0.00		-13.72
50E120	2210	2120	00	120000	25.00	0.00	0.00	0.00	0.00		25.00
50E330	2210	2120	00	330000	50.00	0.00	0.00	0.00	0.00		50.00
50E470	2210	2120	00	470000	0.00	13.54	12.47	0.00	0.00		-13.54
50E530	2210	2120	00	530000	0.00	0.00	0.00	0.00	0.00		0.00
50E070	2210	2130	00	000000	50.00	0.00	0.00	0.00	0.00		50.00
50E100	2210	2130	00	100000	0.00	0.00	6.03	0.00	0.00		-6.03
50E120	2210	2130	00	120000	25.00	0.00	0.00	0.00	0.00		25.00

071

				Account Level	2012-13	September 2012-13	2012-13	2012-13	Encumbered	2012-13
FDTLOC	FUNC	OBJ	SJ	Description	Budget	Monthly Activity	FY Activity	Batch Activity	Amount	FYTD Avail Fnd -
50E330	2210	2130	00	330000	Title II FICA	500.00	0.00	0.00	0.00	500.00
50E470	2210	2130	00	470000	21st Cent FICA	0.00	12.87	12.94	0.00	-12.87
50E500	2210	2130	00	500000	Title I FICA/NC	25.00	0.00	0.00	0.00	25.00
50E510	2210	2130	00	510000	At Risk Fica/NC	25.00	0.00	0.00	0.00	25.00
50E530	2210	2130	00	530000	Title II FICA	25.00	0.00	0.00	0.00	25.00
50E060	2210	2140	00	000000	Aspire Grant Med	0.00	0.00	0.00	0.00	0.00
50E070	2210	2140	00	000000	Cent 21 Med	50.00	0.00	0.00	0.00	50.00
50E100	2210	2140	00	100000	Title I Improv Medicare	0.00	1.86	62.42	0.00	-35.32
50E110	2210	2140	00	110000	PreK Improv Instr Med	0.00	0.00	0.00	0.00	0.00
50E120	2210	2140	00	120000	IMPROV INSTR LAPTOP MED	200.00	0.00	0.07	0.00	200.00
50E330	2210	2140	00	330000	Title II Teach Medicare	750.00	1.23	12.14	0.00	745.87
50E470	2210	2140	00	470000	21st Cent Med	0.00	9.93	20.42	0.00	-9.93
50E500	2210	2140	00	500000	Title I Med	150.00	0.00	0.00	0.00	150.00
50E510	2210	2140	00	510000	At Risk Med	500.00	0.00	0.00	0.00	500.00
50E530	2210	2140	00	530000	Prior Yr Title II Med	100.00	0.00	0.00	0.00	100.00
50E810	2210	2140	00	810000	PAT BURT FLOW THRU MED	0.00	0.00	0.00	0.00	0.00
50E---	2210	2---	--	-----		2,525.00	39.43	140.21	0.00	2,429.46
50E020	2220	2120	00	000000	ERES IMC IMRF	2,000.00	164.94	253.68	0.00	1,835.06
50E040	2220	2120	00	000000	ERMS IMC IMRF	9,000.00	730.06	1,527.35	0.00	7,864.98
50E050	2220	2120	00	000000	ERHS IMC IMRF	2,500.00	198.08	738.80	0.00	1,871.72
50E020	2220	2130	00	000000	ERES IMC FICA	1,000.00	74.54	114.64	0.00	925.46
50E040	2220	2130	00	000000	ERMS IMC FICA	4,250.00	329.90	690.20	0.00	3,737.10
50E050	2220	2130	00	000000	ERHS IMC FICA	1,200.00	89.52	326.43	0.00	923.51
50E020	2220	2140	00	000000	ERES IMC Medicare	1,000.00	75.50	234.57	0.00	806.14
50E040	2220	2140	00	000000	ERMS IMC Medicare	1,000.00	77.16	161.42	0.00	880.04
50E050	2220	2140	00	000000	ERHS IMC Medicare	1,000.00	64.52	230.84	0.00	808.12
50E---	2220	2---	--	-----		22,950.00	1,804.22	4,277.93	0.00	19,652.13
50E---	22--	----	--	-----		25,475.00	1,843.65	4,418.14	0.00	22,081.59
50E010	2310	2120	00	000000	BOE Treasure/Sec IMRF	1,300.00	-113.23	-350.98	0.00	1,599.33
50E010	2310	2130	00	000000	BOE Treasure/Sec FICA	500.00	25.23	87.03	0.00	419.01
50E010	2310	2140	00	000000		275.00	5.90	20.37	0.00	256.06
50E---	2310	2---	--	-----		2,075.00	-82.10	-243.58	0.00	2,274.40
50E010	2320	2120	00	000000	Supt Office IMRF	6,000.00	420.21	1,349.48	0.00	4,827.95
50E010	2320	2130	00	000000	Supt Office FICA	2,500.00	231.75	736.21	0.00	1,843.97
50E010	2320	2140	00	000000	Supt Office Medicare	3,500.00	254.09	871.81	0.00	2,746.89
50E---	2320	2---	--	-----		12,000.00	906.05	2,957.50	0.00	9,418.81
50E010	2330	2120	00	000000	Asst Supt Sec IMRF	3,500.00	245.20	884.13	0.00	2,750.96
50E070	2330	2120	00	000000	Cent 21 Sec IMRF	25.00	0.00	0.00	0.00	25.00
50E100	2330	2120	00	100000	Title I Admin IMRF	0.00	0.00	0.00	0.00	0.00
50E110	2330	2120	00	110000	PreK Administrative IMRF	0.00	0.00	0.00	0.00	0.00

Account Level				2012-13	September 2012-13	2012-13	2012-13	Encumbered	2012-13		
FDTLOC	FUNC	OBJ	SJ	Description	Budget	Monthly Activity	FY Activity	Batch Activity	Amount FYTD Avail Fnd -		
50E470	2330	2120	00	470000	21st cent IMRF	0.00	16.17	75.68	0.00	0.00	-16.17
50E500	2330	2120	00	500000	Title I IMRF	300.00	0.00	0.00	0.00	0.00	300.00
50E510	2330	2120	00	510000	PreK Admin IMRF Prior	250.00	0.00	0.00	0.00	0.00	250.00
50E010	2330	2130	00	000000	Asst Supt Sec FICA	2,000.00	110.80	399.53	0.00	0.00	1,661.52
50E070	2330	2130	00	000000	Cent 21 FICA	25.00	0.00	0.00	0.00	0.00	25.00
50E100	2330	2130	00	100000	Title I Admin FICA	0.00	0.00	0.00	0.00	0.00	0.00
50E110	2330	2130	00	110000	PreK Administrative FICA	0.00	0.00	0.00	0.00	0.00	0.00
50E470	2330	2130	00	470000	21st cent FICA	0.00	6.59	31.55	0.00	0.00	-6.59
50E500	2330	2130	00	500000	Title I FICA	175.00	0.00	0.00	0.00	0.00	175.00
50E510	2330	2130	00	510000	PreK Admin FICA Prior	75.00	0.00	0.00	0.00	0.00	75.00
50E010	2330	2140	00	000000	Bldg & Grnds Dir Med	1,000.00	25.92	93.44	0.00	0.00	920.84
50E070	2330	2140	00	000000		100.00	0.00	0.00	0.00	0.00	100.00
50E100	2330	2140	00	100000	Title I Adm Medicare	0.00	0.00	0.00	0.00	0.00	0.00
50E110	2330	2140	00	110000		0.00	0.00	0.00	0.00	0.00	0.00
50E470	2330	2140	00	470000		0.00	1.55	7.39	0.00	0.00	-1.55
50E500	2330	2140	00	500000	Title I Med	300.00	0.00	0.00	0.00	0.00	300.00
50E510	2330	2140	00	510000		400.00	0.00	0.00	0.00	0.00	400.00
50E---	2330	2---	--	-----		8,150.00	406.23	1,491.72	0.00	0.00	6,959.01
50E110	2331	2120	00	110000		0.00	28.85	73.18	0.00	0.00	-28.85
50E280	2331	2120	00	280000	Spec Ed Sec IMRF	3,000.00	288.20	1,037.73	0.00	0.00	2,129.56
50E510	2331	2120	00	510000		250.00	0.00	0.00	0.00	0.00	250.00
50E110	2331	2130	00	110000		0.00	13.43	37.93	0.00	0.00	-13.43
50E280	2331	2130	00	280000	Spec Ed Sec FICA	1,750.00	130.24	468.96	0.00	0.00	1,356.64
50E510	2331	2130	00	510000		100.00	0.00	0.00	0.00	0.00	100.00
50E110	2331	2140	00	110000		0.00	3.14	8.87	0.00	0.00	-3.14
50E280	2331	2140	00	280000	Spec Needs Dir Med	2,000.00	116.02	417.90	0.00	0.00	1,651.32
50E510	2331	2140	00	510000		0.00	0.00	0.00	0.00	0.00	0.00
50E---	2331	2---	--	-----		7,100.00	579.88	2,044.57	0.00	0.00	5,442.10
50E320	2333	2140	00	320000	BLDG/GROUNDS DIR MED	2,000.00	139.48	501.19	0.00	0.00	1,581.56
50E---	2333	2---	--	-----		2,000.00	139.48	501.19	0.00	0.00	1,581.56
50E---	23--	----	--	-----		31,325.00	1,949.54	6,751.40	0.00	0.00	25,675.88
50E020	2410	2120	00	000000	ERES Principal IMRF	20,000.00	1,388.22	4,518.06	0.00	0.00	16,139.23
50E040	2410	2120	00	000000	ERMS Principal IMRF	2,500.00	245.44	983.83	0.00	0.00	1,687.00
50E050	2410	2120	00	000000	ERHS Principal IMRF	11,500.00	851.84	3,040.62	0.00	0.00	8,929.85
50E020	2410	2130	00	000000	ERES Principal FICA	9,000.00	627.33	2,050.21	0.00	0.00	7,246.82
50E040	2410	2130	00	000000	ERMS Principal FICA	900.00	110.92	444.59	0.00	0.00	532.60
50E050	2410	2130	00	000000	ERHS Principal FICA	5,000.00	384.94	1,381.51	0.00	0.00	3,831.13
50E020	2410	2140	00	000000	ERES Principal Medicare	6,000.00	388.67	1,332.34	0.00	0.00	4,864.14
50E040	2410	2140	00	000000	ERMS Principal Medicare	2,000.00	120.55	444.15	0.00	0.00	1,628.04
50E050	2410	2140	00	000000	ERHS Principal Medicare	4,000.00	284.50	1,023.68	0.00	0.00	3,143.22

241  
20E

Account Level				2012-13	September 2012-13	2012-13	2012-13	Encumbered	2012-13
FDTLOC	FUNC	OBJ	SJ	Description	Budget	Monthly Activity	FY Activity	Batch Activity	Amount FYTD Avail Fnd -
50E---	2410	2---	--	-----	60,900.00	4,402.41	15,218.99	0.00	0.00 48,002.03
50E---	24--	----	--	-----	60,900.00	4,402.41	15,218.99	0.00	0.00 48,002.03
50E010	2520	2120	00	000000	14,000.00	1,200.92	4,623.54	0.00	0.00 10,200.62
50E010	2520	2130	00	000000	6,000.00	480.50	1,872.88	0.00	0.00 4,470.17
50E010	2520	2140	00	000000	2,000.00	112.38	437.99	0.00	0.00 1,642.23
50E---	2520	2---	--	-----	22,000.00	1,793.80	6,934.41	0.00	0.00 16,313.02
50E020	2540	2120	00	000000	22,000.00	1,692.98	6,145.87	0.00	0.00 16,841.71
50E040	2540	2120	00	000000	13,500.00	1,048.11	3,737.95	0.00	0.00 10,379.31
50E050	2540	2120	00	000000	31,000.00	2,490.44	9,218.68	0.00	0.00 23,305.55
50E020	2540	2130	00	000000	11,000.00	851.27	3,088.99	0.00	0.00 8,372.80
50E040	2540	2130	00	000000	7,000.00	483.68	1,734.36	0.00	0.00 5,554.61
50E050	2540	2130	00	000000	16,500.00	1,158.73	4,220.84	0.00	0.00 12,992.51
50E020	2540	2140	00	000000	2,800.00	199.09	722.38	0.00	0.00 2,185.60
50E040	2540	2140	00	000000	2,500.00	113.12	405.63	0.00	0.00 2,161.96
50E050	2540	2140	00	000000	4,000.00	271.00	987.13	0.00	0.00 3,179.70
50E---	2540	2---	--	-----	110,300.00	8,308.42	30,261.83	0.00	0.00 84,973.75
50E010	2541	2120	00	000000	9,000.00	697.89	2,527.38	0.00	0.00 6,889.19
50E010	2541	2130	00	000000	4,000.00	315.28	1,141.53	0.00	0.00 3,046.63
50E010	2541	2140	00	000000	1,000.00	73.74	267.00	0.00	0.00 777.01
50E---	2541	2---	--	-----	14,000.00	1,086.91	3,935.91	0.00	0.00 10,712.83
50E010	2542	2120	00	000000	3,000.00	2.93	1,447.19	0.00	0.00 1,552.81
50E010	2542	2130	00	000000	3,000.00	48.31	1,686.34	0.00	0.00 1,313.66
50E010	2542	2140	00	000000	750.00	11.29	394.05	0.00	0.00 355.95
50E---	2542	2---	--	-----	6,750.00	62.53	3,527.58	0.00	0.00 3,222.42
50E070	2550	2120	00	000000	80.00	0.00	76.81	0.00	0.00 3.19
50E080	2550	2120	00	000000	15,500.00	1,326.12	4,712.18	0.00	0.00 11,654.61
50E080	2550	2120	61	000000	40,000.00	3,115.64	9,298.71	0.00	0.00 32,358.69
50E080	2550	2120	70	000000	5,700.00	291.73	930.61	0.00	0.00 4,905.11
50E100	2550	2120	00	100000	300.00	0.00	0.00	0.00	0.00 300.00
50E110	2550	2120	00	110000	3,000.00	393.40	778.94	0.00	0.00 2,606.60
50E210	2550	2120	00	210000	0.00	0.00	0.00	0.00	0.00 0.00
50E470	2550	2120	00	470000	75.00	0.00	0.00	0.00	0.00 75.00
50E500	2550	2120	00	500000	235.00	0.00	234.10	0.00	0.00 0.90
50E510	2550	2120	00	510000	205.00	0.00	204.05	0.00	0.00 0.95
50E610	2550	2120	00	610000	400.00	0.00	26.73	0.00	0.00 385.42
50E620	2550	2120	00	620000	20,000.00	1,572.64	5,892.52	0.00	0.00 15,173.84
50E070	2550	2130	00	000000	46.00	0.00	45.95	0.00	0.00 0.05
50E080	2550	2130	00	000000	8,500.00	788.30	2,519.64	0.00	0.00 6,485.73
50E080	2550	2130	61	000000	18,000.00	1,306.08	3,949.93	0.00	0.00 14,756.67
50E080	2550	2130	70	000000	2,000.00	132.21	423.49	0.00	0.00 1,640.43

371

Account Level				2012-13	September 2012-13	2012-13	2012-13	Encumbered	2012-13		
FDTLOC	FUNC	OBJ	SJ	Description	Budget	Monthly Activity	FY Activity	Batch Activity	Amount FYTD Avail Fnd -		
50E100	2550	2130	00	100000	Summer School FICA	200.00	0.00	0.00	0.00	0.00	200.00
50E110	2550	2130	00	110000	PreK Trans FICA	2,000.00	203.57	378.42	0.00	0.00	1,796.43
50E210	2550	2130	00	210000	ROE Pre K Trans FICA	0.00	0.00	0.00	0.00	0.00	0.00
50E470	2550	2130	00	470000	21st Cent FICA	50.00	0.00	0.00	0.00	0.00	50.00
50E500	2550	2130	00	500000	Title I Summer School FICA	108.00	0.00	107.90	0.00	0.00	0.10
50E510	2550	2130	00	510000	Prek Trans FICA	92.00	0.00	91.51	0.00	0.00	0.49
50E610	2550	2130	00	610000	Trans Voc Ed FICA	200.00	0.00	11.84	0.00	0.00	193.41
50E620	2550	2130	00	620000	Trans Spec Ed FICA	10,000.00	760.20	2,728.88	0.00	0.00	7,790.42
50E070	2550	2140	00	000000		150.00	0.00	10.74	0.00	0.00	139.26
50E080	2550	2140	00	000000	Trans Medicare	2,500.00	184.37	589.29	0.00	0.00	2,028.90
50E080	2550	2140	61	000000		4,000.00	305.39	923.62	0.00	0.00	3,241.62
50E080	2550	2140	70	000000		1,000.00	30.92	99.03	0.00	0.00	915.92
50E100	2550	2140	00	100000		100.00	0.00	0.00	0.00	0.00	100.00
50E110	2550	2140	00	110000		500.00	47.64	88.53	0.00	0.00	452.36
50E470	2550	2140	00	470000		25.00	0.00	0.00	0.00	0.00	25.00
50E500	2550	2140	00	500000		25.00	0.00	25.25	0.00	0.00	-0.25
50E510	2550	2140	00	510000		22.00	0.00	21.42	0.00	0.00	0.58
50E610	2550	2140	00	610000		50.00	0.00	2.77	0.00	0.00	48.46
50E620	2550	2140	00	620000		2,500.00	177.78	638.17	0.00	0.00	1,983.29
50E---	2550	2---	--	-----		137,563.00	10,635.99	34,811.03	0.00	0.00	109,313.18
50E420	2560	2120	00	420000	Food Service IMRF	45,000.00	3,691.59	12,009.62	0.00	0.00	35,073.06
50E420	2560	2130	00	420000	Food Service FICA	21,000.00	1,679.26	5,428.81	0.00	0.00	16,525.46
50E420	2560	2140	00	420000		5,000.00	392.77	1,269.66	0.00	0.00	3,953.52
50E---	2560	2---	--	-----		71,000.00	5,763.62	18,708.09	0.00	0.00	55,552.04
50E---	25--	----	--	-----		361,613.00	27,651.27	98,178.85	0.00	0.00	280,087.24
50E010	2620	2130	00	000000		100.00	0.00	0.00	0.00	0.00	100.00
50E010	2620	2140	00	000000		1,500.00	104.67	172.07	0.00	0.00	1,395.33
50E070	2620	2140	00	000000		50.00	0.00	0.00	0.00	0.00	50.00
50E470	2620	2140	00	470000		0.00	0.00	2.82	0.00	0.00	0.00
50E---	2620	2---	--	-----		1,650.00	104.67	174.89	0.00	0.00	1,545.33
50E010	2660	2120	00	000000	District Comp Tech IMRF	13,000.00	887.87	2,788.16	0.00	0.00	10,605.97
50E010	2660	2130	00	000000	District Comp Tech FICA	6,050.00	401.23	1,259.97	0.00	0.00	4,968.14
50E010	2660	2140	00	000000	District Comp Tech Medicare	2,200.00	153.52	509.77	0.00	0.00	1,766.45
50E---	2660	2---	--	-----		21,250.00	1,442.62	4,557.90	0.00	0.00	17,340.56
50E---	26--	----	--	-----		22,900.00	1,547.29	4,732.79	0.00	0.00	18,885.89
50E070	2900	2120	00	000000	Century 21 IMRF	300.00	0.00	0.00	0.00	0.00	300.00
50E070	2900	2130	00	000000	Century 21 FICA	200.00	0.00	0.00	0.00	0.00	200.00
50E070	2900	2140	00	000000	Century 21 Med	200.00	0.00	0.00	0.00	0.00	200.00
50E470	2900	2140	00	470000	21st Cent Med	25.00	4.29	13.00	0.00	0.00	20.71
50E---	2900	2---	--	-----		725.00	4.29	13.00	0.00	0.00	720.71

Account Level				2012-13	September 2012-13	2012-13	2012-13	Encumbered	2012-13
FDTLOC	FUNC	OBJ	SJ	Description	Budget	Monthly Activity	FY Activity	Batch Activity	Amount FYTD Avail Fnd -
50E---	29--	----	--	-----	725.00	4.29	13.00	0.00	0.00 720.71
50E070	3000	2120	00	000000	125.00	0.00	0.00	0.00	0.00 125.00
50E100	3000	2120	00	100000 Title I Pnt Inl Sec IMRF	1,000.00	-17.23	-12.31	0.00	0.00 1,017.23
50E110	3000	2120	00	110000 Pre K Babysit IMRF	650.00	318.44	490.15	0.00	0.00 331.56
50E470	3000	2120	00	470000	0.00	9.48	14.01	0.00	0.00 -9.48
50E500	3000	2120	00	500000 Title I Pnt Inl IMRF Pr	0.00	0.00	0.00	0.00	0.00 0.00
50E510	3000	2120	00	510000	676.00	0.00	675.83	0.00	0.00 0.17
50E070	3000	2130	00	000000	0.00	0.00	0.00	0.00	0.00 0.00
50E100	3000	2130	00	100000 Title I Pnt Inl Sec FICA	400.00	11.13	36.29	0.00	0.00 388.87
50E110	3000	2130	00	110000	200.00	143.90	221.50	0.00	0.00 56.10
50E470	3000	2130	00	470000	0.00	3.84	5.78	0.00	0.00 -3.84
50E500	3000	2130	00	500000 Title I Pnt Inl FICA Pr	0.00	0.00	0.00	0.00	0.00 0.00
50E510	3000	2130	00	510000	0.00	0.00	305.38	0.00	0.00 -305.38
50E070	3000	2140	00	000000	100.00	0.00	0.00	0.00	0.00 100.00
50E100	3000	2140	00	100000 Title I Pnt Inl Medicare	2,000.00	23.62	40.91	0.00	0.00 1,976.38
50E110	3000	2140	00	110000 PreK 0-3 Teach Medicare	1,500.00	75.84	117.03	0.00	0.00 1,424.16
50E470	3000	2140	00	470000	0.00	2.01	4.73	0.00	0.00 -2.01
50E500	3000	2140	00	500000 Title I Prnt Inv Med Pr	52.00	0.00	52.04	0.00	0.00 -0.04
50E510	3000	2140	00	510000 PreK 0-3 Medicare Prior	158.00	0.00	157.34	0.00	0.00 0.66
50E---	3000	2---	--	-----	6,861.00	571.03	2,108.68	0.00	0.00 5,099.38
50E110	3001	2140	00	110000 PreK 3-5 Teach Medicare	300.00	23.98	37.08	0.00	0.00 276.02
50E510	3001	2140	00	510000 PreK 3-5 Medicare Prior	49.00	0.00	48.77	0.00	0.00 0.23
50E---	3001	2---	--	-----	349.00	23.98	85.85	0.00	0.00 276.25
50E110	3002	2120	00	110000 PreK Blk Com Serv IMRF	500.00	0.00	0.00	0.00	0.00 500.00
50E510	3002	2120	00	510000 PreK Com Serv IMRF	0.00	0.00	0.00	0.00	0.00 0.00
50E110	3002	2130	00	110000 PreK Blk Comm Serv FICA	300.00	0.00	0.00	0.00	0.00 300.00
50E510	3002	2130	00	510000 PreK Com Serv FICA	0.00	0.00	0.00	0.00	0.00 0.00
50E110	3002	2140	00	110000 PreK Comm Serv Med	250.00	21.02	32.42	0.00	0.00 228.98
50E510	3002	2140	00	510000 PreK Comm Serv Med Prior	52.00	0.00	52.08	0.00	0.00 -0.08
50E---	3002	2---	--	-----	1,102.00	21.02	84.50	0.00	0.00 1,028.90
50E---	30--	----	--	-----	8,312.00	616.03	2,279.03	0.00	0.00 6,404.53
5-E---	----	----	--	-----	779,584.00	57,242.39	195,665.79	0.00	0.00 616,964.73
80E320	2362	3800	00	320000 Work Comp Insurance	150,000.00	0.00	148,584.00	0.00	0.00 1,416.00
80E320	2362	3900	00	320000 Direct pay for W/C visits	650.00	0.00	0.00	0.00	0.00 650.00
80E---	2362	3---	--	-----	150,650.00	0.00	148,584.00	0.00	0.00 2,066.00
80E320	2363	3800	00	320000 Unemployment Insurance	27,000.00	0.00	0.00	0.00	0.00 27,000.00
80E---	2363	3---	--	-----	27,000.00	0.00	0.00	0.00	0.00 27,000.00
80E320	2364	3800	00	320000 Insurance	17,000.00	0.00	16,956.00	0.00	0.00 44.00
80E---	2364	3---	--	-----	17,000.00	0.00	16,956.00	0.00	0.00 44.00
80E320	2365	3800	00	320000 Building Grounds Ins	72,000.00	0.00	71,372.00	0.00	0.00 628.00

571

Account Level				2012-13	September 2012-13	2012-13	2012-13	Encumbered	2012-13		
FDTLOC	FUNC	OBJ	SJ	Description	Budget	Monthly Activity	FY Activity	Batch Activity	Amount	FYTD Avail	Fnd -
80E320	2365	3810	00	320000	Vehicle Ins	23,000.00	0.00	22,253.00	0.00	0.00	747.00
80E---	2365	3---	--	-----	95,000.00	0.00	93,625.00	0.00	0.00		1,375.00
80E320	2367	1100	00	320000	Tort Salaries	380,250.00	0.00	0.00	0.00	0.00	380,250.00
80E---	2367	1---	--	-----	380,250.00	0.00	0.00	0.00	0.00		380,250.00
80E320	2367	3190	00	320000	Background Checks	12,500.00	537.00	10,813.00	156.00	0.00	1,531.00
80E---	2367	3---	--	-----	12,500.00	537.00	10,813.00	156.00	0.00		1,531.00
80E320	2369	3800	00	320000	Legal Fees	28,000.00	0.00	11,326.00	0.00	0.00	16,674.00
80E---	2369	3---	--	-----	28,000.00	0.00	11,326.00	0.00	0.00		16,674.00
80E320	2372	3800	00	320000	Vehicle Insurance	0.00	0.00	0.00	0.00	0.00	0.00
80E---	2372	3---	--	-----	0.00	0.00	0.00	0.00	0.00		0.00
80E---	23--	----	--	-----	710,400.00	537.00	281,304.00	156.00	0.00		428,940.00
8-E---	----	----	--	-----	710,400.00	537.00	281,304.00	156.00	0.00		428,940.00
90E370	2530	3100	00	370000	L/S MS Contractors	0.00	0.00	0.00	0.00	0.00	0.00
90E370	2530	3160	00	370000	L/S MS Arch Fees	0.00	0.00	0.00	0.00	0.00	0.00
90E010	2530	3190	00	000000	L/S Purchases Services	103,000.00	991.52	5,843.50	1,440.00	4,327.48	91,389.02
90E370	2530	3190	00	370000	L/S MS Oth Pur Serv	50,000.00	0.00	0.00	0.00	0.00	50,000.00
90E010	2530	3240	00	000000	L/S Contractor Fees	0.00	0.00	0.00	0.00	0.00	0.00
90E---	2530	3---	--	-----	153,000.00	991.52	5,843.50	1,440.00	4,327.48		141,389.02
90E010	2530	4100	00	000000	L/S Supplies	26,000.00	788.54	2,448.87	25.00	6,554.10	16,972.03
90E---	2530	4---	--	-----	26,000.00	788.54	2,448.87	25.00	6,554.10		16,972.03
90E010	2530	5500	00	000000	L/S Equipment	6,000.00	0.00	1,343.41	0.00	0.00	4,656.59
90E---	2530	5---	--	-----	6,000.00	0.00	1,343.41	0.00	0.00		4,656.59
90E---	25--	----	--	-----	185,000.00	1,780.06	9,635.78	1,465.00	10,881.58		163,017.64
9-E---	----	----	--	-----	185,000.00	1,780.06	9,635.78	1,465.00	10,881.58		163,017.64
--E---	----	----	--	-----	20,342,097.00	2,005,565.39	6,005,405.05	181,552.34	1,273,409.02		13,535,752.98
Grand Revenue Totals					19,253,382.00	3,107,666.02	7,636,737.21	492.00	0.00		11,616,152.79
Grand Expense Totals					20,342,097.00	2,005,565.39	6,005,405.05	181,552.34	1,273,409.02		13,535,752.98
Grand Totals					1,088,715.00	1,102,100.63	1,631,332.16	181,060.34	1,273,409.02		1,919,600.19
					Loss	Profit	Profit	Loss	Loss		Loss

941

Number of Accounts: 1723

\*\*\*\*\* End of report \*\*\*\*\*

CODE 12-080-0010-26  
 REGION CLAY-CWFORD-JSPER-LWRNCE-RHLAND  
 DISTRICT NAME EAST RICHLAND C U SCH DIST 1

ILLINOIS STATE BOARD OF EDUCATION  
 Division of Funding and Disbursement Services  
 100 North First Street  
 Springfield, Illinois 62777-0001

**GENERAL STATE AID ENTITLEMENT FOR 2011-2012 PAYABLE IN 2012-2013**

**PART I - COMPUTATIONAL DATA**

A.	2010 Original Equalized Assessed Valuation (EAV)				\$158,011,818
B.	7% Cap (Cook County Only)				\$0
C.	Enterprise Zone Abatements				-\$132,393
D.	General Authority Abatements				\$0
E.	Property Tax Appeal Board Decisions				\$0
F.	Other EAV Adjustments				\$0
1.	2010 Adjusted Equalized Assessed Valuation (EAV)				\$157,879,425
2.	Best 3 Months Average Daily Attendance (ADA):	09-10: 1,917.50	10-11: 1,955.47	11-12: 1,904.63	1,925.86
3.	2010 Corporate Personal Property Replacement Tax (CPPRT)(received in 2011)				\$442,406.06
4.	Calculation Rate				.0300
5.	DHS 3-Year Low Income Count Average	11: 1,048.00	10: 1,034.00	09: 907.00	996.33
6.	District Low Income Concentration (Line 5 divided by the most recent ADA from Line 2)				.5231
7.	Available Local Resources (Line 1 X Line 4 + Line 3)				\$5,178,788.81
8.	Local Resources Per Pupil (Line 7 divided by Line 2)				\$2,689.07
9.	Percentage of \$6,119 (Line 8 divided by \$6,119)				.4394

**PART II - FOUNDATION FORMULA CALCULATIONS (Line 9 is less than .93)**

1.	\$6,119 X ADA (Part I, Line 2)				\$11,784,337.34
2.	Available Local Resources (Part I, Line 7)				(\$5,178,788.81)
3.	Foundation Formula Claim Amount (Line 1 - Line 2)				\$6,605,548.53
4.	Foundation Formula Claim Per Pupil (Line 3 / Part 1, Line 2)				\$3,429.92

**PART III - POVERTY GRANT CALCULATION**

1.	LIC Conc. Level (Part 1 L-6) Squared x \$2,700 + 294.25 = LIC Factor:		1,032.97	
2.	X DHS Average:		996.33	
3.	= Calculated FY2013 Poverty Amount:		1,029,179.00	

**PART IV - SUMMARY OF 2011-2012 CLAIM PAYABLE IN 2012-2013**

1.	Gross Entitlement (Poverty Grant + Formula Claim Amount )				\$7,634,727.53
	Adjustments:				

2.	Total Adjustments				
3.	Net Entitlement (Gross Entitlement - Total Adjustments)				\$7,634,727.53

PART V - HOLD HARMLESS GRANT (HH Base: \$5,604,666.01) N/A



## ERES Building Report October 2012

### 1. Enrollment Figures By Grade Level as of September 30, 2012:

Prekindergarten	20	18	20	15	20	19	20	132
Kindergarten	22	23	23	24	23	22	137	
First Grade	24	22	24	24	25	119		
Second Grade	24	21	24	23	24	22	162	
Primary LD/MMI						8		
Third Grade	26	26	26	27	26	131		
Fourth Grade	27	27	27	25	25	23	180	
Fifth Grade	23	23	23	21	20	20	130	
Intermediate LD/MMI						11		

**Total 1,010**

#### SESE Classes

ECE	10
Offsite Locations	9

**Total 1,029**

### 2. September Attendance Report Information:

Kindergarten	97.0%
First Grade	95.9%
Second Grade	96.6%
Third Grade	96.2%
Fourth Grade	97.2%
Fifth Grade	97.0%

### 3. September Discipline

\*One student - In School Suspension – One day

#### **4. ERES News and Events**

- ERES is excited to announce the hosting of the first ever LEGO BTE (BuildToExpress) Day on November 7. This day will highlight students and teachers in grades 2-4 using LEGO builds and sharing the impact of the LEGO brick on education. We are honored to host LEGO personnel and the anticipated 60 educators.
- Fourth grade teachers and Amanda Catt, counselor, were trained on LEGO BTE on September 28 by Erin Hardy, second grade teacher. This trainer was provided free since Erin is a LEGO trainer.
- The students in grades 3-5 are looking forward to the Rachel's Challenge presentation on October 1 at the ERHS Sliva Auditorium. We thank the PTO for sponsoring this event for the students.
- First grade and fifth grade students will take field trips in October. Kindergarten students visit a pumpkin patch near Fairfield. Fifth graders go to the Lincoln Log Cabin.
- The annual PTO Book Fair was a success with sales of almost \$11,800. Teachers received \$130 to buy books for their classrooms. Plus, we are thankful for a generous, community family making a donation to allow children not able to purchase a book to buy one.
- ERES students especially in grades 3-5 raised over \$1,000 for St. Jude. A big thanks to ERHS teacher, Amy Julian, for organizing this project, Cheer for St. Jude.
- First grade students raised over \$700 in their school walk for the Juvenile Diabetes Foundation Research. They honored first grader Rylan Hancock who has type 1 diabetes. Mrs. LeCrone (school nurse), Alexis Shawver (first grade teacher), and Kristie Gardner (third grade teacher) will participant in the annual "Walk to Cure Diabetes" in St. Louis.
- The students are looking forward to the Homecoming Parade on October 5.
- Parent teacher conferences will be held on October 18-19. This is an important time for the elementary teachers as they strive to meet with all parents. Teachers in grades 2-5 are encouraged to have student led conferences. Prekindergarten students will not have school on October 18 because of conferences.
- Leadership Day "Hunting for Habits" will be October 26. Third graders are hosting the day. We appreciate the work of Ann Dee Bent, Food Service Director, to prepare a special menu relating to the habits and letting students vote on the menu for the day.
- Plans are in process for after school tutoring beginning October 29.

**East Richland Middle School**  
**Building Report**  
**Month Ending 9/30/12**

**1. Enrollment**

6th Grade - 165  
7th Grade - 152  
8th Grade - 145

**2. Attendance**

6th Grade - 95.78%  
7th Grade - 94.95%  
8th Grade - 95.73%

**3. Discipline**

Number of Expulsions - 0  
Number of in School Suspensions - 15  
Number of Out of School Suspensions - 8  
Number of Days Each Child Suspended - 18 @ 1, 6 @ 3, 1 @ 4, 1 @ 5

**4. Month Activities**

September 14 -First Quarter Mid-Term  
September 18 - Talent Show Tryouts  
September 19 - 12:23 Dismissal/SIP  
September 28 -Student of the Month/Spotlight

**5. Upcoming Events**

October 2—Rachel's Challenge Assembly  
October 11 -Fundraiser Due to Arrive  
October 12- End of 1st Quarter  
October 17 -First Quarter Report Cards Issued  
1st Quarter Reward Cookout  
October 18- 12:23 Dismissal/SIP  
Parent/Teacher Conference 5:00-1:00  
October 19- Parent/Teacher Conference 9:00-1:00  
October 22- ETS Visits 6th Grade  
October 23 -Spieth Photography Retakes 8:00  
October 24- 8th Grade Fly Day  
October 29 -ETS Visits 7/8 Grades  
October 31 -Student of the Month/Spotlight

9 Cross Country meets

**East Richland High School  
Principal's Report  
October 5, 2012**

1. The end of 1<sup>st</sup> quarter is October 12<sup>th</sup>.
2. Final exams are scheduled for October 12<sup>th</sup>.
3. Picture retakes will be taken on October 30<sup>th</sup>.
4. School Improvement Day will be October 18<sup>th</sup>.
5. Parent/Teacher Conferences will be held October 19<sup>th</sup>.
6. PSAT testing for juniors will be October 17<sup>th</sup>.

**Enrollment Totals for September:**

Freshmen ~ 173  
Sophomores ~ 165  
Juniors ~ 157  
Seniors ~ 148

Total ~ 643

Percentage of Attendance ~ 93.42%

**Discipline for September:**

In School Suspension ~ 9  
Out of School Suspension ~ 9  
Lunch Detention ~ 70  
Detention ~ 32  
Saturday School ~14

## Special Needs Board Report October 2012

- 314 - Total number of students with IEPs (Individual Education Plans)
- 1 - Total number of students with IEPs attending Optional Education
- 0 - Total number of students with IEPs attending Safe School
- 19 - Total number of students with IEPs attending out of district
  - SESE MSI** – Louisville (3)
  - SESE MSI** – West Richland Elementary (2)
  - SESE ED** – West Richland Elementary (5)
  - SESE ED** – Fresh Start TLC at Effingham (4)
  - SESE ED** – Oblong HS (0)
  - SESE ED** – Oblong MS (1)
  - Autism** – West Richland Elementary (1)
  - Autism** – O’Fallon, IL (1)
  - Residential** – Kemmerer Village (0)
  - Residential** – Swann at Champaign, IL (1)
  - Gateway** – Carbondale (1)
- 13 - Total number of students with Section 504 Plans
- 6 - Total number of pending re-evaluations
- 7 - Total number of pending initial evaluations
- 8 - Total number of move in students (1 - Speech Only)
- 3 - Total number of students who left district (0 - Speech Only)
- 30 - Total number of IEP meetings held from September

MSI – Moderate to Severely Impaired  
ED – Emotional Disability

ISBE HOME | LOGOUT

# Application for Recognition of Schools 2012-2013

SESSION TIMEOUT 19:56

RCDS: 12080001026-0000

Name: East Richland CUSD 1 (12)

Authority: 2

[Home](#) | [View Schools](#) | [View Principals](#) | [Teacher/Principal Evaluations](#) | [User Guide](#)

Last Updated By: MARILYNHOLT - 10/5/2012 8:09:00 AM  
Pending - District Admin

Each item, which includes the applicable statutory reference, must be answered either "yes" or "no". Though implementation dates may vary, the items in this section apply to all school districts in Illinois.

Yes  No 1. In accordance with Section 5/24A-3 (b) of the School Code [[105 ILCS 5/24A-3 \(b\)](#)], the school district assures each evaluator that has undertaken an evaluation on or after September 1, 2012, has completed the pre-qualification training program required by law.

Yes  No 2. In accordance with Section 5/24A-5 of the School Code [[105 ILCS 5/24A-5](#)], as part of its teacher, principal, and assistant principal evaluation plans, the school district has implemented a four category rating system using "excellent," "proficient," "needs improvement," and "unsatisfactory."

Yes  No 3. In accordance with Sections 5/24A-15 and 34-8 of the School Code [[105 ILCS 5/24A-15](#) and [105 ILCS 5/34-8](#)] and Part 50 of the 23 Illinois Administrative Code [[23 Ill Admin. Code 50](#)], the school district assures **evaluations of principals and assistant principals** conducted on or after September 1, 2012, use student growth as a significant factor in evaluation ratings. "Significant factor" is defined as at least 25% during 2012-2013, 25% during 2013-2014, and 30% for 2014-2015 and thereafter.

Pending - District Admin

[Save Application](#) | [Cancel Changes](#) | [Submit](#) | [Print](#)

Have questions or need help? Contact our Call Center (217)558-3600 between 7:00am - 4:30pm CST

<b>Application for Recognition of Schools 2012-2013</b>		ISBE HOME   LOGOUT
		SESSION TIMEOUT 19:50
<b>RCDS:</b> 12080001026-2008	<b>Name:</b> East Richland CUSD 1 <b>School:</b> East Richland Elementary School	<b>Authority:</b> 2

- |                      |                              |                                 |   |                                  |  |                            |
|----------------------|------------------------------|---------------------------------|---|----------------------------------|--|----------------------------|
| <a href="#">Home</a> | <a href="#">View Schools</a> | <a href="#">View Principals</a> | <a href="#">Teacher/Principal Evaluations</a> | <a href="#">View Application</a> | <a href="#">View Paraprofessionals</a> | <a href="#">User Guide</a> |
|----------------------|------------------------------|---------------------------------|---|----------------------------------|--|----------------------------|

Last Updated By: SHAHAN - 10/3/2012 8:20:00 PM

**Pending - District Admin**

Based upon the 'yes' responses to the assurances, a school will receive recognition for the 2012-2013 school year pursuant to Section 2-3.25 of the School Code and the 23 Illinois Administrative Code, Part I. The following assurances and the resulting designation may be subject to verification through an on-site visit. If 'no' is checked, attach a written explanation identifying which of the criteria have not been met and include a corrective action plan (with timelines) to meet the criteria.

Items in this application must be answered yes or no.

- |                                      |                          |  |
|--------------------------------------|--------------------------|--|
| <input checked="" type="radio"/> Yes | <input type="radio"/> No | Do you have any paraprofessionals in your school? <a href="#">View Paraprofessionals</a>   |
| <input checked="" type="radio"/> Yes | <input type="radio"/> No | 1. The school is in accordance with the 23 Illinois Administrative Code Part I, Subpart A, <a href="#">Sections 1.10-1.00</a> , School Recognition Requirements rules, i.e., accountability framework including school improvement plans, operational requirements, state assessment, waiver of State Board Rules and School Code Mandates, etc.   |
| <input checked="" type="radio"/> Yes | <input type="radio"/> No | 2. The school is in accordance with the 23 Illinois Administrative Code, Part I, Subpart B, <a href="#">Sections 1.210-1.290</a> , School Governance rules, i.e., equal opportunities for all students, waiver of school fees, discipline, absenteeism, and truancy policies, and use of isolated time out and physical restraint, etc.  |
| <input checked="" type="radio"/> Yes | <input type="radio"/> No | 3. The school is in accordance with the 23 Illinois Administrative Code, Part I, Subpart C, <a href="#">Sections 1.310-1.330</a> , School District Administration rules, i.e., administrative responsibilities, evaluation of certified staff in contractual continued service, and hazardous materials training, etc.   |
| <input checked="" type="radio"/> Yes | <input type="radio"/> No | 4. The school is in accordance with 23 Illinois Administrative Code, Part I, Subpart D, <a href="#">Sections 1.410-1.470</a> , The Instructional Program Rules, i.e., basic standards, criteria for elementary and high schools, required course substitute, special programs, credit earned through proficiency examinations, consumer education proficiency tests, ethnic foreign language credit and program approval, adult and continuing education, etc.   |
| <input checked="" type="radio"/> Yes | <input type="radio"/> No | 5. The school is in accordance with the 23 Illinois Administrative Code, Part I, Subpart E, <a href="#">Sections 1.510-1.530</a> , Support Services rules, i.e., transportation, health services, and training of school bus driver instructors, etc.  |
| <input checked="" type="radio"/> Yes | <input type="radio"/> No | 6. The school is in accordance with the 23 Illinois Administrative Code, Part I, Subpart F, <a href="#">Sections 1.610-1.660</a> , Staff Certification Requirements rules, i.e., noncertificated personnel, transcripts of credits, records of professional personnel, and records of professional personnel, etc.   |
| <input checked="" type="radio"/> Yes | <input type="radio"/> No | 7. The school is in accordance with the 23 Illinois Administrative Code, Part I, Subpart G, <a href="#">Sections 1.705-1.790</a> , Staff Qualifications rules, i.e., requirements for elementary teachers, requirements for teachers of middle grades, requirements for secondary teachers and specified subject area teachers in grades 6 and above, standards for reading, media services, pupil personnel services, special education personnel, requirements for bilingual education teachers, teachers of English as a second language, substitute teachers, and supervision of speech-language pathology assistants etc. |

School Board has approved the application for recognition and is so noted in the official school board minutes.

Date the school board has approved the application for recognition  (mm/dd/yyyy)

**Pending - District Admin**

- |                                  |                        |                            |                       |                                  |
|----------------------------------|------------------------|----------------------------|-----------------------|----------------------------------|
| <a href="#">Save Application</a> | <a href="#">Submit</a> | <a href="#">Disapprove</a> | <a href="#">Print</a> | <a href="#">Comment/Response</a> |
|----------------------------------|------------------------|----------------------------|-----------------------|----------------------------------|

Have questions or need help? Contact our Call Center (217)558-3600 between 7:00am - 4:30pm CST Monday - Friday or [Click here to Contact Us](#)

<b>Application for Recognition of Schools 2012-2013</b>		ISBE HOME   LOGOUT
<b>2013</b>		SESSION TIMEOUT 19:57
RCDTS: 12080001026-1002	Name: East Richland CUSD 1 (12) School: East Richland Middle School	Authority: 2

- |                      |                              |                                 |   |                                  |  |                            |
|----------------------|------------------------------|---------------------------------|---|----------------------------------|--|----------------------------|
| <a href="#">Home</a> | <a href="#">View Schools</a> | <a href="#">View Principals</a> | <a href="#">Teacher/Principal Evaluations</a> | <a href="#">View Application</a> | <a href="#">View Paraprofessionals</a> | <a href="#">User Guide</a> |
|----------------------|------------------------------|---------------------------------|---|----------------------------------|--|----------------------------|

Last Updated By: ATHOMANN - 10/4/2012 12:29:00 PM

**Pending - District Admin**

Based upon the 'yes' responses to the assurances, a school will receive recognition for the 2012-2013 school year pursuant to Section 2-3.25 of the School Code and the 23 Illinois Administrative Code, Part I. The following assurances and the resulting designation may be subject to verification through an on-site visit. If 'no' is checked, attach a written explanation identifying which of the criteria have not been met and include a corrective action plan (with timelines) to meet the criteria.

Items in this application must be answered yes or no.

- |                                      |                          |   |
|--------------------------------------|--------------------------|---|
| <input checked="" type="radio"/> Yes | <input type="radio"/> No | Do you have any paraprofessionals in your school? <a href="#">View Paraprofessionals</a>  |
| <input checked="" type="radio"/> Yes | <input type="radio"/> No | 1. The school is in accordance with the 23 Illinois Administrative Code Part I, Subpart A, Sections 1.10-1.00, School Recognition Requirements rules, i.e., accountability framework including school improvement plans, operational requirements, state assessment, waiver of State Board Rules and School Code Mandates, etc.   |
| <input checked="" type="radio"/> Yes | <input type="radio"/> No | 2. The school is in accordance with the 23 Illinois Administrative Code, Part I, Subpart B, Sections 1.210-1.290, School Governance rules, i.e., equal opportunities for all students, waiver of school fees, discipline, absenteeism, and truancy policies, and use of isolated time out and physical restraint, etc.  |
| <input checked="" type="radio"/> Yes | <input type="radio"/> No | 3. The school is in accordance with the 23 Illinois Administrative Code, Part I, Subpart C, Sections 1.310-1.330, School District Administration rules, i.e., administrative responsibilities, evaluation of certified staff in contractual continued service, and hazardous materials training, etc.   |
| <input checked="" type="radio"/> Yes | <input type="radio"/> No | 4. The school is in accordance with 23 Illinois Administrative Code, Part I, Subpart D, Sections 1.410-1.470, The Instructional Program Rules, i.e., basic standards, criteria for elementary and high schools, required course substitute, special programs, credit earned through proficiency examinations, consumer education proficiency tests, ethnic foreign language credit and program approval, adult and continuing education, etc.   |
| <input checked="" type="radio"/> Yes | <input type="radio"/> No | 5. The school is in accordance with the 23 Illinois Administrative Code, Part I, Subpart E, Sections 1.510-1.530, Support Services rules, i.e., transportation, health services, and training of school bus driver instructors, etc.  |
| <input checked="" type="radio"/> Yes | <input type="radio"/> No | 6. The school is in accordance with the 23 Illinois Administrative Code, Part I, Subpart F, Sections 1.610-1.660, Staff Certification Requirements rules, i.e., noncertificated personnel, transcripts of credits, records of professional personnel, and records of professional personnel, etc.   |
| <input checked="" type="radio"/> Yes | <input type="radio"/> No | 7. The school is in accordance with the 23 Illinois Administrative Code, Part I, Subpart G, Sections 1.705-1.790, Staff Qualifications rules, i.e., requirements for elementary teachers, requirements for teachers of middle grades, requirements for secondary teachers and specified subject area teachers in grades 6 and above, standards for reading, media services, pupil personnel services, special education personnel, requirements for bilingual education teachers, teachers of English as a second language, substitute teachers, and supervision of speech-language pathology assistants etc. |

School Board has approved the application for recognition and is so noted in the official school board minutes.

Date the school board has approved the application for recognition  (mm/dd/yyyy)

**Pending - District Admin**

- |                                  |                        |                            |                       |                                  |
|----------------------------------|------------------------|----------------------------|-----------------------|----------------------------------|
| <a href="#">Save Application</a> | <a href="#">Submit</a> | <a href="#">Disapprove</a> | <a href="#">Print</a> | <a href="#">Comment/Response</a> |
|----------------------------------|------------------------|----------------------------|-----------------------|----------------------------------|

<b>Application for Recognition of Schools 2012-2013</b>		ISBE HOME   LOGOUT
		SESSION TIMEOUT 19.58
<b>RCDTS:</b> 12080001026-0001	<b>Name:</b> East Richland CUSD 1 (12) <b>School:</b> East Richland High School	<b>Authority:</b> 2

- |                      |                              |                                 |   |                                  |  |                            |
|----------------------|------------------------------|---------------------------------|---|----------------------------------|--|----------------------------|
| <a href="#">Home</a> | <a href="#">View Schools</a> | <a href="#">View Principals</a> | <a href="#">Teacher/Principal Evaluations</a> | <a href="#">View Application</a> | <a href="#">View Paraprofessionals</a> | <a href="#">User Guide</a> |
|----------------------|------------------------------|---------------------------------|---|----------------------------------|--|----------------------------|

Last Updated By: CSIMPSON - 9/20/2012 7:39:00 AM

**Pending - District Admin**

Based upon the 'yes' responses to the assurances, a school will receive recognition for the 2012-2013 school year pursuant to Section 2-3.25 of the School Code and the 23 Illinois Administrative Code, Part I. The following assurances and the resulting designation may be subject to verification through an on-site visit. If 'no' is checked, attach a written explanation identifying which of the criteria have not been met and include a corrective action plan (with timelines) to meet the criteria.

Items in this application must be answered yes or no.

<input checked="" type="radio"/> Yes	<input type="radio"/> No	Do you have any paraprofessionals in your school? <a href="#">View Paraprofessionals</a>
<input checked="" type="radio"/> Yes	<input type="radio"/> No	1. The school is in accordance with the 23 Illinois Administrative Code Part I, Subpart A, <a href="#">Sections 1.10-1.00</a> , School Recognition Requirements rules, i.e., accountability framework including school improvement plans, operational requirements, state assessment, waiver of State Board Rules and School Code Mandates, etc.
<input checked="" type="radio"/> Yes	<input type="radio"/> No	2. The school is in accordance with the 23 Illinois Administrative Code, Part I, Subpart B, <a href="#">Sections 1.210-1.290</a> , School Governance rules, i.e., equal opportunities for all students, waiver of school fees, discipline, absenteeism, and truancy policies, and use of isolated time out and physical restraint, etc.
<input checked="" type="radio"/> Yes	<input type="radio"/> No	3. The school is in accordance with the 23 Illinois Administrative Code, Part I, Subpart C, <a href="#">Sections 1.310-1.330</a> , School District Administration rules, i.e., administrative responsibilities, evaluation of certified staff in contractual continued service, and hazardous materials training, etc.
<input checked="" type="radio"/> Yes	<input type="radio"/> No	4. The school is in accordance with 23 Illinois Administrative Code, Part I, Subpart D, <a href="#">Sections 1.410-1.470</a> , The Instructional Program Rules, i.e., basic standards, criteria for elementary and high schools, required course substitute, special programs, credit earned through proficiency examinations, consumer education proficiency tests, ethnic foreign language credit and program approval, adult and continuing education, etc.
<input checked="" type="radio"/> Yes	<input type="radio"/> No	5. The school is in accordance with the 23 Illinois Administrative Code, Part I, Subpart E, <a href="#">Sections 1.510-1.530</a> , Support Services rules, i.e., transportation, health services, and training of school bus driver instructors, etc.
<input checked="" type="radio"/> Yes	<input type="radio"/> No	6. The school is in accordance with the 23 Illinois Administrative Code, Part I, Subpart F, <a href="#">Sections 1.610-1.660</a> , Staff Certification Requirements rules, i.e., noncertificated personnel, transcripts of credits, records of professional personnel, and records of professional personnel, etc.
<input checked="" type="radio"/> Yes	<input type="radio"/> No	7. The school is in accordance with the 23 Illinois Administrative Code, Part I, Subpart G, <a href="#">Sections 1.705-1.790</a> , Staff Qualifications rules, i.e., requirements for elementary teachers, requirements for teachers of middle grades, requirements for secondary teachers and specified subject area teachers in grades 6 and above, standards for reading, media services, pupil personnel services, special education personnel, requirements for bilingual education teachers, teachers of English as a second language, substitute teachers, and supervision of speech-language pathology assistants etc.

School Board has approved the application for recognition and is so noted in the official school board minutes.

**Date the school board has approved the application for recognition**  (mm/dd/yyyy)

**Pending - District Admin**

- |                                  |                        |                            |                       |                                  |
|----------------------------------|------------------------|----------------------------|-----------------------|----------------------------------|
| <a href="#">Save Application</a> | <a href="#">Submit</a> | <a href="#">Disapprove</a> | <a href="#">Print</a> | <a href="#">Comment/Response</a> |
|----------------------------------|------------------------|----------------------------|-----------------------|----------------------------------|

Have questions or need help? Contact our Call Center (217)558-3600 between 7:00am - 4:30pm CST. Monday - Friday or Click here to Contact Us

**East Richland Elementary School**  
**East Richland CUSD 1**  
**Olney, ILLINOIS**



**ILLINOIS**  
**SCHOOL**  
**REPORT**  
**CARD**

**GRADES : PK K 1 2 3 4 5**

State and federal laws require public school districts to release report cards to the public each year.

Starting in 2009, charter school information is included in district statistics.

**STUDENTS**

**RACIAL/ETHNIC BACKGROUND AND OTHER INFORMATION**

	Racial/Ethnic Background							Percent Low-Income	Percent Limited-English-Proficient	Percent IEP	High Sch. Dropout Rate	Chronic Truancy Rate	Mobility Rate	Attendance Rate	Total Enrollment
	White	Black	Hispanic	Asian	Native Hawaiian /Pacific Islander	American Indian	Two or More Races								
<b>School</b>	95.3	0.0	1.9	1.1	0.2	0.2	1.3	58.2	0.0	14.0		1.6	16.9	95.4	1,063
<b>District</b>	95.6	0.3	1.6	1.0	0.1	0.1	1.2	50.9	0.0	11.4		2.8	19.3	94.3	2,152
<b>State</b>	51.0	18.0	23.6	4.2	0.1	0.3	2.8	49.0	9.4	13.6		8.6	13.1	94.4	2,066,692

**Low-income** students come from families receiving public aid; live in institutions for neglected or delinquent children; are supported in foster homes with public funds; or are eligible to receive free or reduced-price lunches.

**IEP** Students are those students eligible to receive special education services.

**Limited-English-proficient** students are those students eligible for transitional bilingual programs.

**Mobility rate** is based on the number of times students enroll in or leave a school during the school year.

**Chronic truants** are students who are absent from school without valid cause for 18 or more of the last 180 school days.

**Total Enrollment** is based on Home School.

**INSTRUCTIONAL SETTING**

<b>PARENTAL CONTACT*</b>	
	Percent
<b>School</b>	99.3
<b>District</b>	95.3
<b>State</b>	95.3

<b>STUDENT-TO-STAFF RATIOS</b>			
Pupil-Teacher Elementary	Pupil-Teacher Secondary	Pupil-Certified Staff	Pupil-Administrator
--	--	--	--
19.4	15.9	13.7	258.3
18.9	18.8	13.7	205.0

\* Parental contact includes parent-teacher conferences, parental visits to school, school visits to home, telephone conversations, and written correspondence.

<b>AVERAGE CLASS SIZE</b> (as of the first school day in May)										
Grades	K	1	2	3	4	5	6	7	8	9 - 12
<b>School</b>	20.3	22.6	22.8	25.9	24.8	26.0				
<b>District</b>	20.3	22.6	22.8	25.9	24.8	26.0				
<b>State</b>	20.9	21.2	21.5	22.0	22.4	22.8				

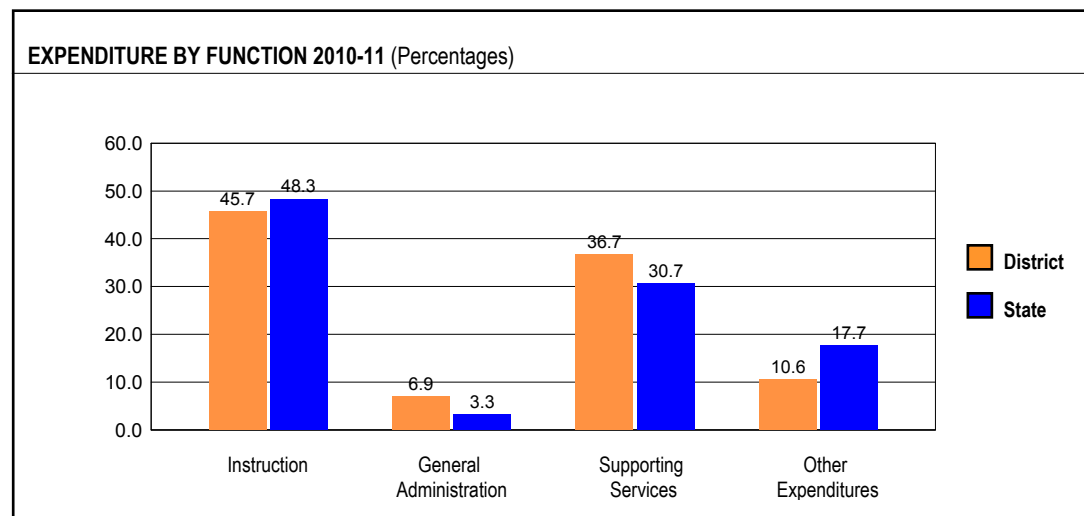
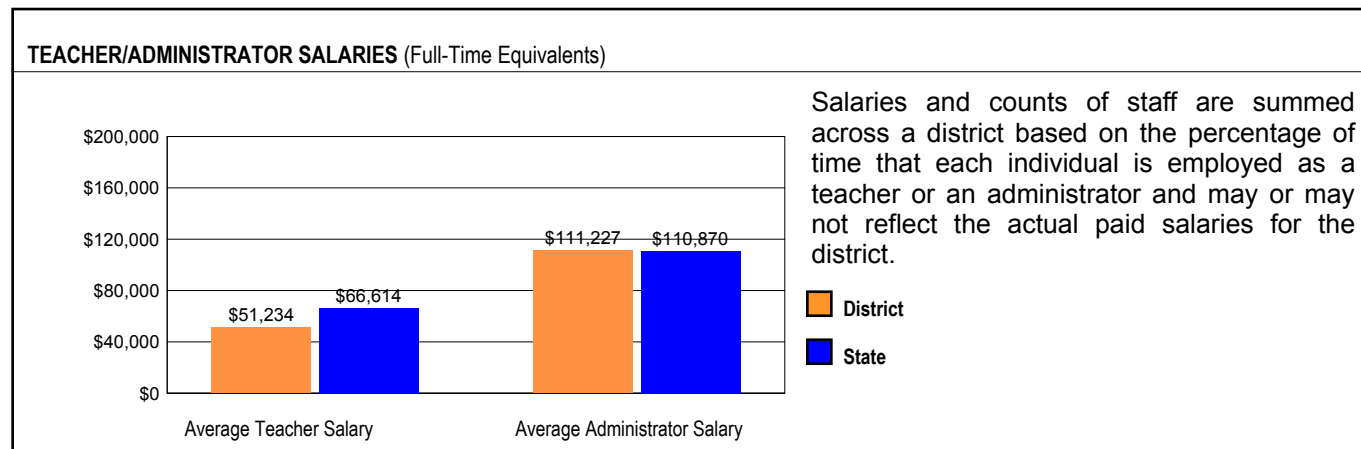
<b>TIME DEVOTED TO TEACHING CORE SUBJECTS</b> (Minutes Per Day)												
Grades	Mathematics			Science			English/Language Arts			Social Science		
	3	6	8	3	6	8	3	6	8	3	6	8
<b>School</b>	60			25			165			20		
<b>District</b>	60			25			165			20		
<b>State</b>	61			31			143			30		

TEACHER INFORMATION (Full-Time Equivalents)											
	White	Black	Hispanic	Asian	Native Hawaiian/ Pacific islander	American Indian	Two or More Races	Unknown	Male	Female	Total Number
District	99.2	0.0	0.8	0.0	0.0	0.0	0.0	0.0	22.5	77.5	132
State	83.3	7.1	5.3	1.3	0.1	0.2	0.8	2.0	23.1	76.9	127,830

TEACHER INFORMATION (Continued)					
	Average Teaching Experience (Years)	% of Teachers with Bachelor's Degrees	% of Teachers with Master's & Above	% of Teachers with Emergency or Provisional Credentials	% of Classes Not Taught by Highly Qualified Teachers
School	--	--	--	0.0	0.0
District	15.3	56.1	43.9	0.0	0.0
State	12.9	37.8	61.7	0.6	0.7

Some teacher/administrator data are not collected at the school level.

## SCHOOL DISTRICT FINANCES



REVENUE BY SOURCE 2010-11				EXPENDITURE BY FUND 2010-11			
	District	District %	State %		District	District %	State %
Local Property Taxes	\$7,060,596	35.9	58.2	Education	\$14,093,932	73.8	73.7
Other Local Funding	\$796,330	4.1	5.1	Operations & Maintenance	\$541,266	2.8	5.9
General State Aid	\$7,497,412	38.2	17.1	Transportation	\$1,208,134	6.3	3.8
Other State Funding	\$2,299,324	11.7	9.5	Debt Service	\$1,012,974	5.3	7.4
Federal Funding	\$1,989,584	10.1	10.1	Tort	\$705,179	3.7	1.2
<b>TOTAL</b>	<b>\$19,643,246</b>			Municipal Retirement/ Social Security	\$690,534	3.6	2.0
				Fire Prevention & Safety	\$849,442	4.4	0.8
				Capital Projects	\$0	0.0	5.1
				<b>TOTAL</b>	<b>\$19,101,461</b>		

OTHER FINANCIAL INDICATORS				
	2009 Equalized Assessed Valuation per Pupil	2009 Total School Tax Rate per \$100	2010-11 Instructional Expenditure per Pupil	2010-11 Operating Expenditure per Pupil
District	\$79,684	4.18	\$4,464	\$8,664
State	**	**	\$6,824	\$11,664

\*\* Due to the way Illinois school districts are configured, state averages for equalized assessed valuation per pupil and total school tax rate per \$100 are not provided.

**Equalized assessed valuation** includes all computed property values upon which a district's local tax rate is calculated.

**Total school tax rate** is a district's total tax rate as it appears on local property tax bills.

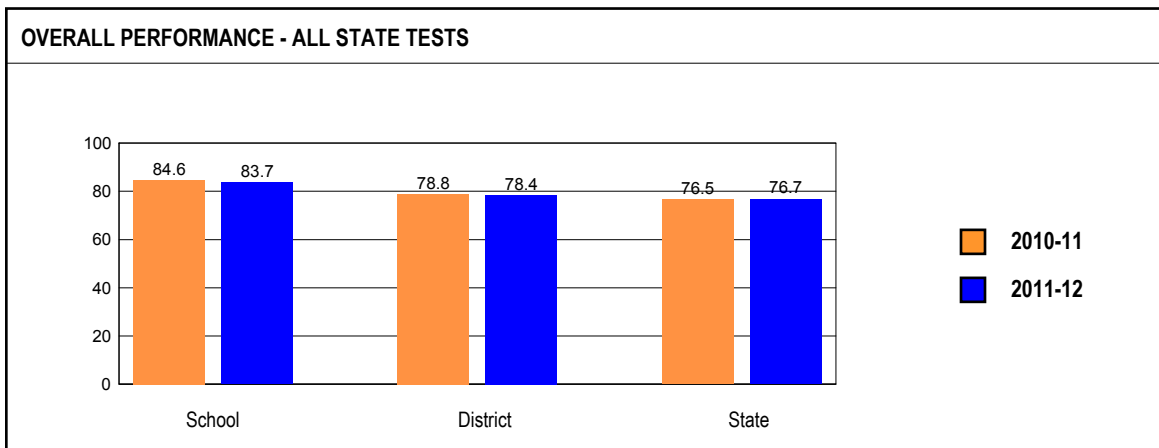
**Instructional expenditure per pupil** includes the direct costs of teaching pupils or the interaction between teachers and pupils.

**Operating expenditure per pupil** includes the gross operating cost of a school district excluding summer school, adult education, bond principal retired, and capital expenditures.

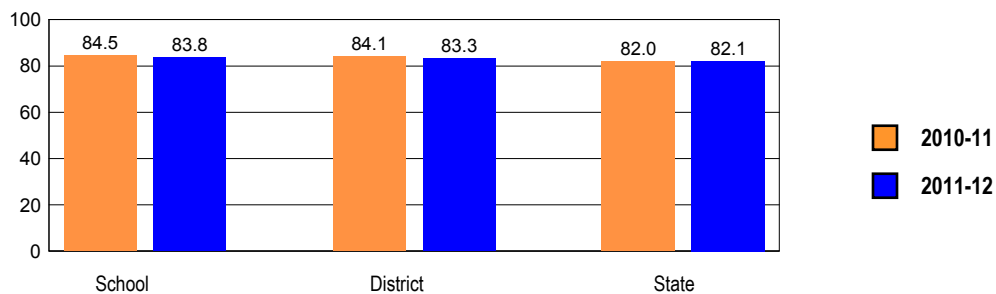
## ACADEMIC PERFORMANCE

### OVERALL STUDENT PERFORMANCE

These charts present the overall percentages of state test scores categorized as meeting or exceeding the Illinois Learning Standards for your school, district, and the state. They represent your school's performance in reading, mathematics, and science.

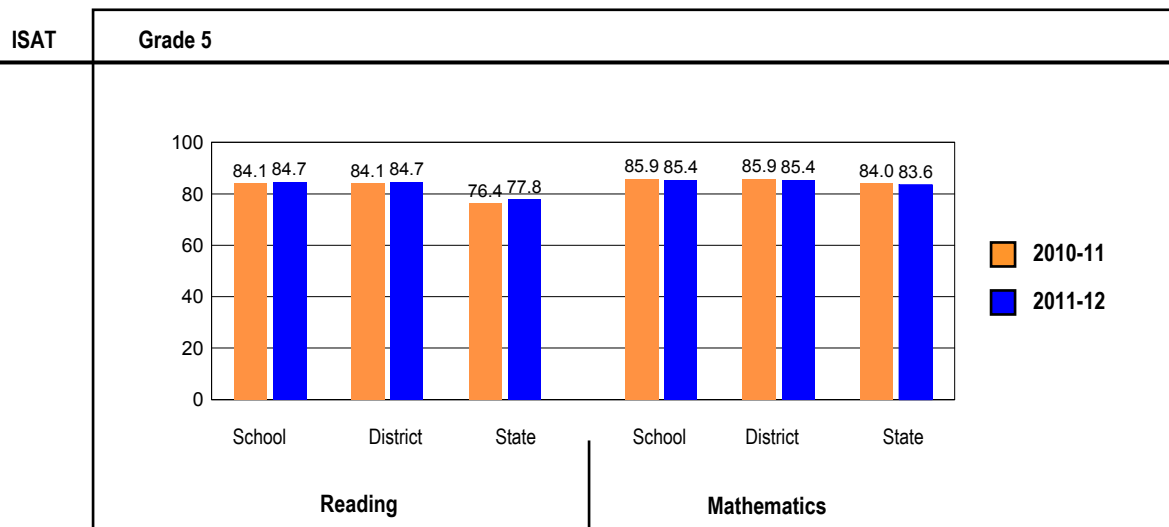
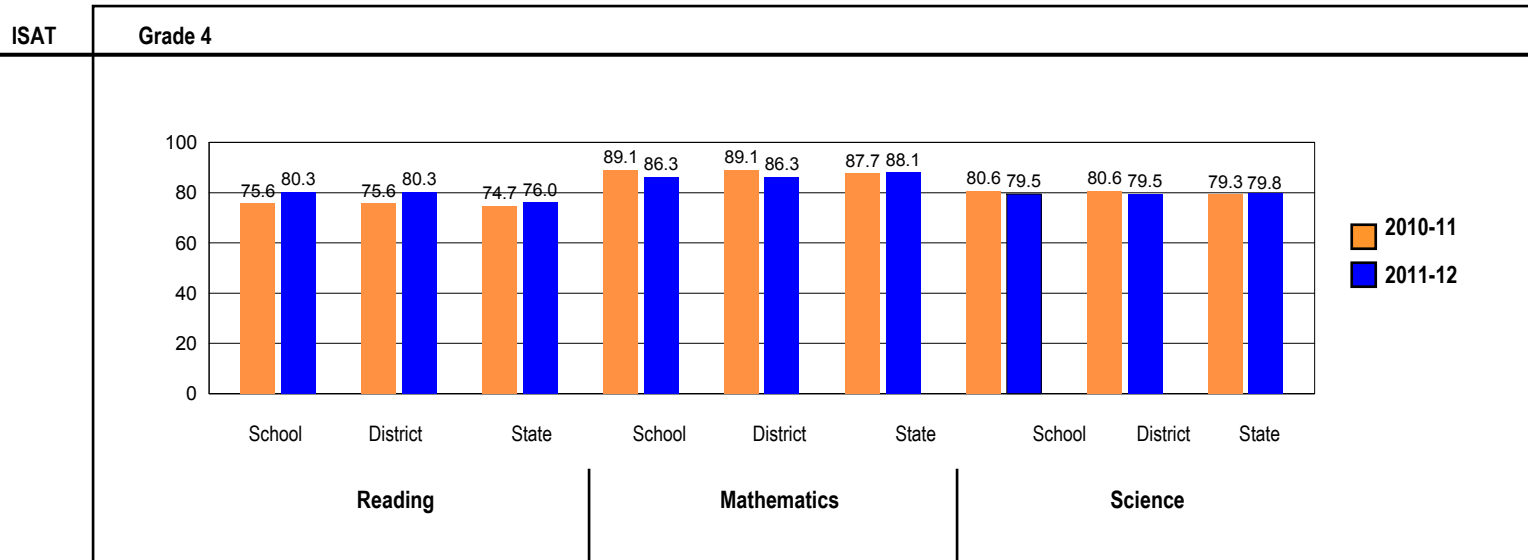
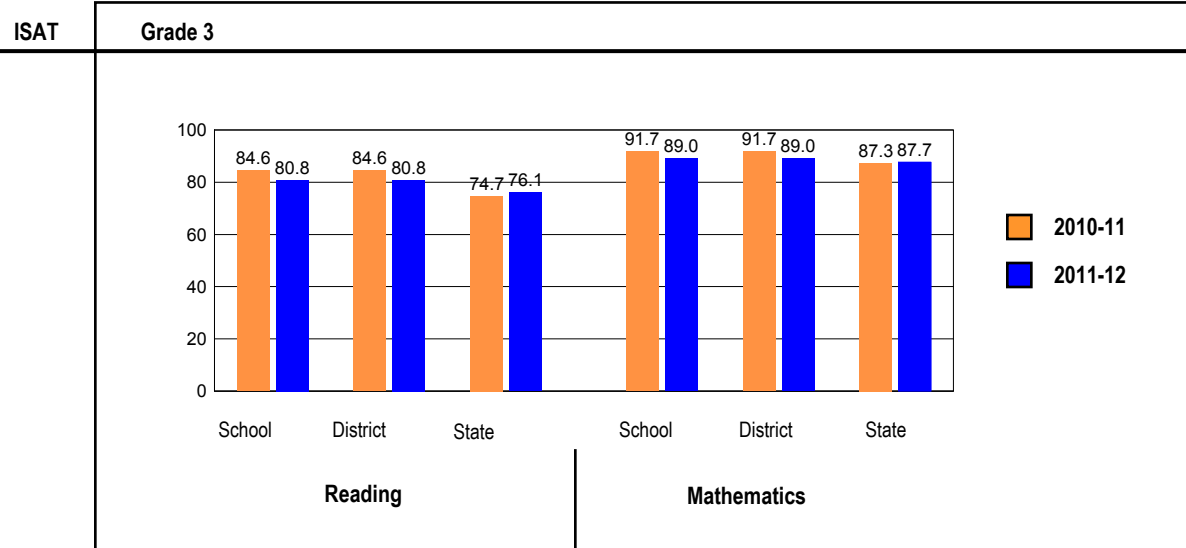


**OVERALL ILLINOIS STANDARDS ACHIEVEMENT TEST (ISAT) PERFORMANCE**



**ISAT PERFORMANCE**

These charts provide information on attainment of the Illinois Learning Standards. They show the percents of student scores meeting or exceeding Standards for the grades and subjects tested on ISAT.



## PERFORMANCE ON STATE ASSESSMENTS

Federal law requires that student achievement results for reading, mathematics, and science for schools providing Title I services be reported to the general public.

The Illinois Standards Achievement Test (ISAT) is administered to students in grades 3 through 8. The Prairie State Achievement Examination (PSAE) is administered to students in grade 11. The Illinois Alternate Assessment (IAA) is administered to students with disabilities whose Individualized Education Programs (IEPs) indicate that participation in the ISAT or PSAE would not be appropriate.

Students with disabilities have an IEP (No Child Left Behind Act). An IEP is a written plan for a child with a disability who is eligible to receive special education services under the Individuals with Disabilities Education Act.

Reading and Mathematics are tested in grades 3 through 8 and 11. Science is tested in grades 4, 7, and 11.

In order to protect students' identities, test data for groups of fewer than ten students are not reported.

PERCENTAGE OF STUDENTS NOT TESTED IN STATE TESTING PROGRAMS FOR READING															
		Gender			Racial/Ethnic Background							LEP	Migrant	Students with Disabilities	Economically Disadvantaged
		All	Male	Female	White	Black	Hispanic	Asian	Native Hawaiian /Pacific islander	American Indian	Two or More Races				
School	*Enrollment	488	247	241	465	0	8	5	0	0	10	0	0	59	280
	Reading	0.0	0.0	0.0	0.0						0.0			0.0	0.0
District	*Enrollment	1,088	553	535	1,039	3	17	10	0	1	18	0	0	116	564
	Reading	0.1	0.2	0.0	0.1		0.0	0.0			0.0			0.0	0.2
State	*Enrollment	1,072,304	548,690	523,352	547,900	192,977	251,440	45,188	977	3,177	29,968	75,031	261	146,113	531,157
	Reading	0.4	0.5	0.3	0.3	0.7	0.4	0.3	0.6	0.6	0.4	0.6	2.3	0.9	0.5

\* Enrollment as reported during the testing windows for grades 3 - 8 and 11.

Number of LEP Students who have attended schools in the U.S. for less than 12 months and are not assessed on the State's reading/language arts test: 0

PERCENTAGE OF STUDENTS NOT TESTED IN STATE TESTING PROGRAMS FOR MATHEMATICS															
		Gender			Racial/Ethnic Background							LEP	Migrant	Students with Disabilities	Economically Disadvantaged
		All	Male	Female	White	Black	Hispanic	Asian	Native Hawaiian/Pacific Islander	American Indian	Two or More Races				
School	*Enrollment	488	247	241	465	0	8	5	0	0	10	0	0	59	280
	Mathematics	0.0	0.0	0.0	0.0						0.0			0.0	0.0
District	*Enrollment	1,088	553	535	1,039	3	17	10	0	1	18	0	0	116	564
	Mathematics	0.1	0.2	0.0	0.1		0.0	0.0			0.0			0.0	0.2
State	*Enrollment	1,073,764	549,462	524,040	548,234	193,064	252,013	45,638	983	3,180	29,975	76,502	271	146,133	532,214
	Mathematics	0.4	0.4	0.3	0.3	0.7	0.4	0.2	0.5	0.5	0.4	0.3	1.1	0.9	0.5

\* Enrollment as reported during the testing windows for grades 3 - 8 and 11.

PERCENTAGE OF STUDENTS NOT TESTED IN STATE TESTING PROGRAMS FOR SCIENCE															
		Gender			Racial/Ethnic Background							LEP	Migrant	Students with Disabilities	Economically Disadvantaged
		All	Male	Female	White	Black	Hispanic	Asian	Native Hawaiian/Pacific Islander	American Indian	Two or More Races				
School	*Enrollment	147	75	72	142	0	1	1	0	0	3	0	0	18	89
	Science	0.0	0.0	0.0	0.0									0.0	0.0
District	*Enrollment	447	226	221	427	3	6	3	0	1	7	0	0	45	213
	Science	0.2	0.4	0.0	0.2									0.0	0.5
State	*Enrollment	456,721	232,992	223,651	237,912	81,780	103,594	19,211	393	1,359	12,254	25,859	107	61,941	217,988
	Science	0.7	0.8	0.6	0.5	1.4	0.7	0.3	1.0	0.9	0.7	0.8	0.9	1.6	1.0

\* Enrollment as reported during the testing windows for grades 4, 7, and 11.

### ILLINOIS STANDARDS ACHIEVEMENT TEST (ISAT)

The following tables show the percentages of student scores in each of four performance levels. These levels were established with the help of Illinois educators who teach the grade levels and learning areas tested. Due to rounding, the sum of the percentages in the four performance levels may not always equal 100.

- Level 1 -- Academic Warning - Student work demonstrates limited knowledge and skills in the subject. Because of major gaps in learning, students apply knowledge and skills ineffectively.
- Level 2 -- Below Standards - Student work demonstrates basic knowledge and skills in the subject. However, because of gaps in learning, students apply knowledge and skills in limited ways.
- Level 3 -- Meets Standards - Student work demonstrates proficient knowledge and skills in the subject. Students effectively apply knowledge and skills to solve problems.
- Level 4 -- Exceeds Standards - Student work demonstrates advanced knowledge and skills in the subject. Students creatively apply knowledge and skills to solve problems and evaluate the results.

**Grade 3****Grade 3 - All**

Levels	Reading				Mathematics			
	1	2	3	4	1	2	3	4
School	2.2	17.0	51.1	29.7	2.7	8.2	51.6	37.4
District	2.2	17.0	51.1	29.7	2.7	8.2	51.6	37.4
State	5.2	18.7	46.1	29.9	2.9	9.3	45.2	42.5

**Grade 3 - Gender**

Levels	Reading				Mathematics				
	1	2	3	4	1	2	3	4	
Male	School	3.0	15.2	51.5	30.3	3.0	6.1	50.5	40.4
	District	3.0	15.2	51.5	30.3	3.0	6.1	50.5	40.4
	State	6.4	20.8	46.1	26.7	3.2	9.3	44.0	43.5
Female	School	1.2	19.3	50.6	28.9	2.4	10.8	53.0	33.7
	District	1.2	19.3	50.6	28.9	2.4	10.8	53.0	33.7
	State	3.9	16.6	46.2	33.3	2.6	9.4	46.6	41.4

**Grade 3 - Racial/Ethnic Background**

Levels	Reading				Mathematics				
	1	2	3	4	1	2	3	4	
White	School	1.8	17.0	50.3	31.0	2.9	8.2	50.9	38.0
	District	1.8	17.0	50.3	31.0	2.9	8.2	50.9	38.0
	State	2.5	11.7	45.9	39.9	1.1	4.6	39.2	55.0
Black	School								
	District								
	State	9.3	28.3	46.9	15.4	7.1	17.9	53.8	21.2
Hispanic	School								
	District								
	State	8.3	28.0	47.6	16.1	3.8	13.8	54.7	27.7
Asian	School								
	District								
	State	2.0	7.4	36.7	53.9	1.0	3.0	25.1	70.8
Native Hawaiian/Pacific Islander	School								
	District								
	State	3.4	7.4	45.9	43.2	2.0	3.4	37.8	56.8
American Indian	School								
	District								
	State	3.9	24.8	45.1	26.2	2.0	12.3	51.0	34.8
Two or More Races	School								
	District								
	State	3.7	15.0	46.7	34.6	2.0	7.9	44.0	46.1

**Grade 3 - Students with Disabilities**

Levels	Reading				Mathematics				
	1	2	3	4	1	2	3	4	
IEP	School	10.0	30.0	55.0	5.0	5.0	10.0	75.0	10.0
	District	10.0	30.0	55.0	5.0	5.0	10.0	75.0	10.0
	State	21.1	37.1	31.6	10.3	9.9	21.0	48.6	20.5
Non-IEP	School	1.2	15.4	50.6	32.7	2.5	8.0	48.8	40.7
	District	1.2	15.4	50.6	32.7	2.5	8.0	48.8	40.7
	State	3.0	16.2	48.2	32.7	1.9	7.7	44.8	45.6

**Grade 3 - Economically Disadvantaged**

Levels	Reading				Mathematics			
	1	2	3	4	1	2	3	4
Free/Reduced Price Lunch								
School	2.9	25.5	54.9	16.7	2.9	12.7	60.8	23.5
District	2.9	25.5	54.9	16.7	2.9	12.7	60.8	23.5
State	8.3	27.4	48.5	15.9	4.7	14.5	54.3	26.4
Not Eligible								
School	1.3	6.3	46.3	46.3	2.5	2.5	40.0	55.0
District	1.3	6.3	46.3	46.3	2.5	2.5	40.0	55.0
State	1.7	9.1	43.5	45.7	0.9	3.5	35.1	60.5

**Grade 4****Grade 4 - All**

Levels	Reading				Mathematics				Science			
	1	2	3	4	1	2	3	4	1	2	3	4
School	0.7	19.0	57.1	23.1	0.0	13.7	61.0	25.3	0.0	20.5	64.4	15.1
District	0.7	19.0	57.1	23.1	0.0	13.7	61.0	25.3	0.0	20.5	64.4	15.1
State	1.0	23.0	47.1	28.9	1.2	10.7	57.1	31.0	2.6	17.6	59.7	20.1

**Grade 4 - Gender**

Levels	Reading				Mathematics				Science			
	1	2	3	4	1	2	3	4	1	2	3	4
Male												
School	1.3	22.7	60.0	16.0	0.0	16.2	62.2	21.6	0.0	20.3	62.2	17.6
District	1.3	22.7	60.0	16.0	0.0	16.2	62.2	21.6	0.0	20.3	62.2	17.6
State	1.3	26.7	46.8	25.2	1.5	11.4	56.0	31.1	2.9	17.4	57.4	22.3
Female												
School	0.0	15.3	54.2	30.6	0.0	11.1	59.7	29.2	0.0	20.8	66.7	12.5
District	0.0	15.3	54.2	30.6	0.0	11.1	59.7	29.2	0.0	20.8	66.7	12.5
State	0.6	19.2	47.4	32.8	0.9	9.9	58.4	30.8	2.3	17.9	62.0	17.8

**Grade 4 - Racial/Ethnic Background**

Levels	Reading				Mathematics				Science				
	1	2	3	4	1	2	3	4	1	2	3	4	
White	School	0.7	19.0	57.7	22.5	0.0	13.5	61.7	24.8	0.0	20.6	63.8	15.6
	District	0.7	19.0	57.7	22.5	0.0	13.5	61.7	24.8	0.0	20.6	63.8	15.6
	State	0.5	14.3	46.9	38.3	0.6	6.0	53.6	39.8	1.0	9.6	61.2	28.2
Black	School												
	District												
	State	2.0	39.0	45.6	13.5	3.0	20.9	61.8	14.3	6.1	33.8	54.1	6.0
Hispanic	School												
	District												
	State	1.3	32.3	50.0	16.4	1.4	14.5	64.7	19.4	3.8	24.6	61.8	9.9
Asian	School												
	District												
	State	0.4	9.1	38.2	52.3	0.6	3.3	35.9	60.2	1.4	7.3	52.6	38.7
Native Hawaiian/Pacific Islander	School												
	District												
	State	0.8	14.4	48.8	36.0	0.0	6.3	50.0	43.8	0.8	13.4	58.3	27.6
American Indian	School												
	District												
	State	1.0	25.5	51.6	22.0	1.4	10.5	64.2	23.9	3.3	21.5	60.4	14.8
Two or More Races	School												
	District												
	State	0.6	19.4	46.7	33.3	0.8	9.1	55.8	34.3	1.9	15.1	58.6	24.4

**Grade 4 - Students with Disabilities**

Levels	Reading				Mathematics				Science				
	1	2	3	4	1	2	3	4	1	2	3	4	
IEP	School	5.6	44.4	44.4	5.6	0.0	33.3	50.0	16.7	0.0	33.3	55.6	11.1
	District	5.6	44.4	44.4	5.6	0.0	33.3	50.0	16.7	0.0	33.3	55.6	11.1
	State	5.3	55.8	30.7	8.2	6.1	29.7	53.2	11.0	7.7	34.4	49.9	8.1
Non-IEP	School	0.0	15.5	58.9	25.6	0.0	10.9	62.5	26.6	0.0	18.8	65.6	15.6
	District	0.0	15.5	58.9	25.6	0.0	10.9	62.5	26.6	0.0	18.8	65.6	15.6
	State	0.3	18.2	49.5	32.0	0.5	7.9	57.7	33.9	1.9	15.2	61.1	21.8

**Grade 4 - Economically Disadvantaged**

Levels	Reading				Mathematics				Science				
	1	2	3	4	1	2	3	4	1	2	3	4	
Free/Reduced Price Lunch	School	1.1	23.6	60.7	14.6	0.0	19.3	62.5	18.2	0.0	28.4	59.1	12.5
	District	1.1	23.6	60.7	14.6	0.0	19.3	62.5	18.2	0.0	28.4	59.1	12.5
	State	1.6	34.2	49.0	15.2	2.0	16.5	64.2	17.4	4.3	26.7	59.7	9.4
Not Eligible	School	0.0	12.1	51.7	36.2	0.0	5.2	58.6	36.2	0.0	8.6	72.4	19.0
	District	0.0	12.1	51.7	36.2	0.0	5.2	58.6	36.2	0.0	8.6	72.4	19.0
	State	0.3	10.9	45.1	43.7	0.4	4.5	49.5	45.6	0.8	7.9	59.7	31.6

**Grade 5****Grade 5 - All**

Levels	Reading				Mathematics			
	1	2	3	4	1	2	3	4
School	0.6	14.6	48.4	36.3	0.0	14.6	67.5	17.8
District	0.6	14.6	48.4	36.3	0.0	14.6	67.5	17.8
State	0.2	22.0	47.2	30.6	0.6	15.7	65.9	17.7

**Grade 5 - Gender**

Levels	Reading				Mathematics				
	1	2	3	4	1	2	3	4	
Male	School	1.4	15.3	51.4	31.9	0.0	15.3	63.9	20.8
	District	1.4	15.3	51.4	31.9	0.0	15.3	63.9	20.8
	State	0.2	25.5	47.4	26.9	0.8	16.8	64.3	18.1
Female	School	0.0	14.1	45.9	40.0	0.0	14.1	70.6	15.3
	District	0.0	14.1	45.9	40.0	0.0	14.1	70.6	15.3
	State	0.1	18.4	47.0	34.5	0.5	14.6	67.6	17.2

**Grade 5 - Racial/Ethnic Background**

Levels	Reading				Mathematics				
	1	2	3	4	1	2	3	4	
White	School	0.7	14.6	49.0	35.8	0.0	14.6	68.9	16.6
	District	0.7	14.6	49.0	35.8	0.0	14.6	68.9	16.6
	State	0.1	12.7	46.3	41.0	0.3	9.1	66.6	24.0
Black	School								
	District								
	State	0.4	38.1	48.0	13.5	1.5	30.3	63.1	5.1
Hispanic	School								
	District								
	State	0.2	32.5	49.8	17.5	0.8	21.0	69.6	8.6
Asian	School								
	District								
	State	0.1	9.2	39.1	51.7	0.3	5.3	49.5	44.9
Native Hawaiian/Pacific Islander	School								
	District								
	State	0.0	12.6	50.5	36.9	0.0	9.1	69.1	21.8
American Indian	School								
	District								
	State	0.2	26.3	53.8	19.6	0.5	20.6	67.2	11.7
Two or More Races	School								
	District								
	State	0.2	16.5	46.9	36.4	0.5	13.1	64.9	21.4

**Grade 5 - Students with Disabilities**

Levels	Reading				Mathematics				
	1	2	3	4	1	2	3	4	
IEP	School	5.3	42.1	36.8	15.8	0.0	52.6	36.8	10.5
	District	5.3	42.1	36.8	15.8	0.0	52.6	36.8	10.5
	State	0.9	60.2	31.5	7.3	3.2	42.7	49.4	4.7
Non-IEP	School	0.0	10.9	50.0	39.1	0.0	9.4	71.7	18.8
	District	0.0	10.9	50.0	39.1	0.0	9.4	71.7	18.8
	State	0.1	16.5	49.5	34.0	0.3	11.8	68.3	19.6

**Grade 5 - Economically Disadvantaged**

Levels	Reading				Mathematics			
	1	2	3	4	1	2	3	4
<b>Free/Reduced Price Lunch</b>								
<b>School</b>	1.1	19.5	55.2	24.1	0.0	17.2	74.7	8.0
<b>District</b>	1.1	19.5	55.2	24.1	0.0	17.2	74.7	8.0
<b>State</b>	0.3	33.5	49.7	16.5	1.0	24.0	67.6	7.4
<b>Not Eligible</b>								
<b>School</b>	0.0	8.6	40.0	51.4	0.0	11.4	58.6	30.0
<b>District</b>	0.0	8.6	40.0	51.4	0.0	11.4	58.6	30.0
<b>State</b>	0.1	10.0	44.5	45.5	0.2	7.1	64.2	28.4

## 2012 ADEQUATE YEARLY PROGRESS (AYP) STATUS REPORT

Is this school making Adequate Yearly Progress (AYP)?	No
Is this school making AYP in Reading?	No
Is this school making AYP in Mathematics?	Yes

Has this school been identified for School Improvement according to the AYP specifications of the federal No Child Left Behind Act?	Yes
2012-13 Federal Improvement Status	Choice SES
2012-13 State Improvement Status	Academic Early Warning Year 2

	Percent Tested on State Tests				Percent Meeting/Exceeding Standards *						Other Indicators			
	Reading		Mathematics		Reading			Mathematics			Attendance Rate		5-YEAR Graduation Rate	
	%	Met AYP	%	Met AYP	%	Safe Harbor Target **	Met AYP	%	Safe Harbor Target **	Met AYP	%	Met AYP	%	Met AYP
<b>State AYP Minimum Target</b>	95.0		95.0		85.0			85.0			91.0		82.0	
<b>All</b>	100.0	Yes	100.0	Yes	83.1		Yes	87.8		Yes	95.4	Yes		
<b>White</b>	100.0	Yes	100.0	Yes	83.3		Yes	88.0		Yes				
<b>Black</b>														
<b>Hispanic</b>														
<b>Asian</b>														
<b>Native Hawaiian/ Pacific Islander</b>														
<b>American Indian</b>														
<b>Two or More Races</b>														
<b>LEP</b>														
<b>Students with Disabilities</b>	100.0	Yes	100.0	Yes	54.9	61.8	No	66.7	70.4	Yes	94.9			
<b>Economically Disadvantaged</b>	100.0	Yes	100.0	Yes	76.3	74.8	Yes	83.5		Yes	94.5			

**Four Conditions Are Required For Making Adequate Yearly Progress (AYP):**

1. At least 95% tested in reading and mathematics for every student group. If the current year participation rate is less than 95%, this condition may be met if the average of the current and preceding year rates is at least 95%, or if the average of the current and two preceding years is at least 95%. Only actual participation rates are printed. If the participation rate printed is less than 95% and yet this school makes AYP, it means that the 95% condition was met by averaging.
2. At least 85% meeting/exceeding standards in reading and mathematics for every group. For any group with less than 85% meeting/exceeding standards, a 95% confidence interval was applied. Subgroups may meet this condition through Safe Harbor provisions. \*\*\*
3. At least 91% attendance rate for non-high schools and at least 82% graduation rate for high schools.

\* Includes only students enrolled as of 05/01/2011.

\*\* Safe Harbor Targets of 85% or above are not printed.

\*\*\* Subgroups with fewer than 45 students are not reported. Safe Harbor only applies to subgroups of 45 or more. In order for Safe Harbor to apply, a subgroup must decrease by 10% the percentage of scores that did not meet state standards from the previous year plus meet the other indicators (attendance rate for non-high schools and graduation rate for high schools) for the subgroup. For subgroups that do not meet their Safe Harbor Targets, a 75% confidence interval is applied. Safe Harbor allows schools an alternate method to meet subgroup minimum targets on achievement.

## 2012 DIFFERENTIATED ACCOUNTABILITY CLASSIFICATION

The Differentiated Accountability classification for the school is:	Focused
Is this school making (AYP) in the "ALL" subgroup in <b>reading</b> ?	Yes
Is this school making (AYP) in the "ALL" subgroup in <b>math</b> ?	Yes

In 2008, the Illinois State Board of Education (ISBE) was one of 6 states to be chosen by the US Department of Education to participate on the Differentiated Accountability Pilot Program. The Differentiated Accountability classification **applies only to schools in federal improvement status that do not make AYP**.

The classification is a descriptor (i.e., focused or comprehensive) that is added to a school's improvement status. Current Title I requirements do not change. The classification assists in distinguishing between schools that need focused supports verses more comprehensive interventions.

If a school does make AYP in ALL-student group in both reading and math, this school will be classified as a focused school; otherwise, the school will be identified as a comprehensive school.

**East Richland Middle School  
East Richland CUSD 1  
Olney, ILLINOIS**



**ILLINOIS  
SCHOOL  
REPORT  
CARD**

**GRADES : 6 7 8**

State and federal laws require public school districts to release report cards to the public each year.

Starting in 2009, charter school information is included in district statistics.

**STUDENTS**

RACIAL/ETHNIC BACKGROUND AND OTHER INFORMATION															
	White	Black	Hispanic	Asian	Native Hawaiian /Pacific Islander	American Indian	Two or More Races	Percent Low-Income	Percent Limited-English-Proficient	Percent IEP	High Sch. Dropout Rate	Chronic Truancy Rate	Mobility Rate	Attendance Rate	Total Enrollment
<b>School</b>	95.6	0.7	1.1	0.9	0.0	0.2	1.6	51.7	0.0	7.8		7.0	17.5	95.0	451
<b>District</b>	95.6	0.3	1.6	1.0	0.1	0.1	1.2	50.9	0.0	11.4		2.8	19.3	94.3	2,152
<b>State</b>	51.0	18.0	23.6	4.2	0.1	0.3	2.8	49.0	9.4	13.6		8.6	13.1	94.4	2,066,692

**Low-income** students come from families receiving public aid; live in institutions for neglected or delinquent children; are supported in foster homes with public funds; or are eligible to receive free or reduced-price lunches.  
**IEP** Students are those students eligible to receive special education services.

**Limited-English-proficient** students are those students eligible for transitional bilingual programs.  
**Mobility rate** is based on the number of times students enroll in or leave a school during the school year.  
**Chronic truants** are students who are absent from school without valid cause for 18 or more of the last 180 school days.  
**Total Enrollment** is based on Home School.

**INSTRUCTIONAL SETTING**

PARENTAL CONTACT*		STUDENT-TO-STAFF RATIOS			
	Percent	Pupil-Teacher Elementary	Pupil-Teacher Secondary	Pupil-Certified Staff	Pupil-Administrator
<b>School</b>	100.0	--	--	--	--
<b>District</b>	95.3	19.4	15.9	13.7	258.3
<b>State</b>	95.3	18.9	18.8	13.7	205.0

\* Parental contact includes parent-teacher conferences, parental visits to school, school visits to home, telephone conversations, and written correspondence.

AVERAGE CLASS SIZE (as of the first school day in May)										
Grades	K	1	2	3	4	5	6	7	8	9 - 12
<b>School</b>							24.3	24.2	25.2	
<b>District</b>							24.3	24.2	25.2	
<b>State</b>							22.4	21.3	21.5	

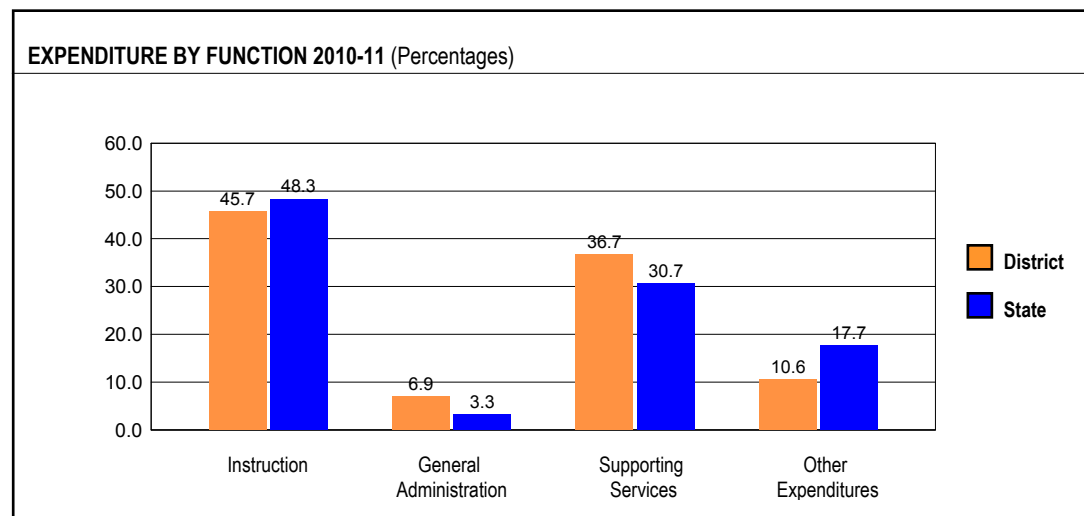
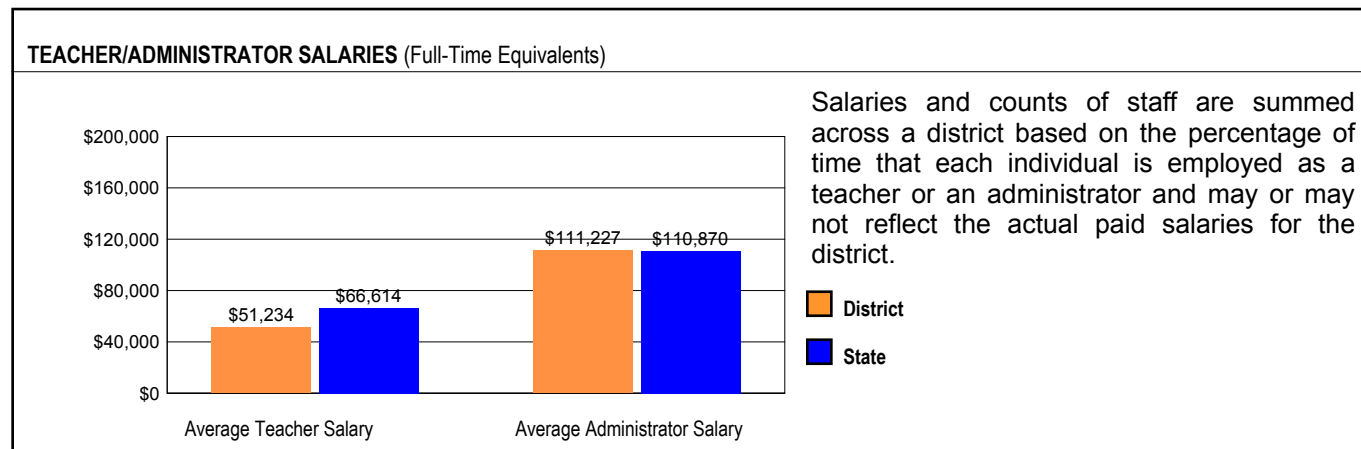
TIME DEVOTED TO TEACHING CORE SUBJECTS (Minutes Per Day)												
Grades	Mathematics			Science			English/Language Arts			Social Science		
	3	6	8	3	6	8	3	6	8	3	6	8
<b>School</b>		84	84		42	42		84	84		42	42
<b>District</b>		84	84		42	42		84	84		42	42
<b>State</b>		56	54		44	46		103	92		43	44

TEACHER INFORMATION (Full-Time Equivalents)											
	White	Black	Hispanic	Asian	Native Hawaiian/ Pacific islander	American Indian	Two or More Races	Unknown	Male	Female	Total Number
District	99.2	0.0	0.8	0.0	0.0	0.0	0.0	0.0	22.5	77.5	132
State	83.3	7.1	5.3	1.3	0.1	0.2	0.8	2.0	23.1	76.9	127,830

TEACHER INFORMATION (Continued)					
	Average Teaching Experience (Years)	% of Teachers with Bachelor's Degrees	% of Teachers with Master's & Above	% of Teachers with Emergency or Provisional Credentials	% of Classes Not Taught by Highly Qualified Teachers
School	--	--	--	0.0	0.0
District	15.3	56.1	43.9	0.0	0.0
State	12.9	37.8	61.7	0.6	0.7

Some teacher/administrator data are not collected at the school level.

## SCHOOL DISTRICT FINANCES



REVENUE BY SOURCE 2010-11				EXPENDITURE BY FUND 2010-11			
	District	District %	State %		District	District %	State %
Local Property Taxes	\$7,060,596	35.9	58.2	Education	\$14,093,932	73.8	73.7
Other Local Funding	\$796,330	4.1	5.1	Operations & Maintenance	\$541,266	2.8	5.9
General State Aid	\$7,497,412	38.2	17.1	Transportation	\$1,208,134	6.3	3.8
Other State Funding	\$2,299,324	11.7	9.5	Debt Service	\$1,012,974	5.3	7.4
Federal Funding	\$1,989,584	10.1	10.1	Tort	\$705,179	3.7	1.2
<b>TOTAL</b>	<b>\$19,643,246</b>			Municipal Retirement/ Social Security	\$690,534	3.6	2.0
				Fire Prevention & Safety	\$849,442	4.4	0.8
				Capital Projects	\$0	0.0	5.1
				<b>TOTAL</b>	<b>\$19,101,461</b>		

OTHER FINANCIAL INDICATORS				
	2009 Equalized Assessed Valuation per Pupil	2009 Total School Tax Rate per \$100	2010-11 Instructional Expenditure per Pupil	2010-11 Operating Expenditure per Pupil
District	\$79,684	4.18	\$4,464	\$8,664
State	**	**	\$6,824	\$11,664

\*\* Due to the way Illinois school districts are configured, state averages for equalized assessed valuation per pupil and total school tax rate per \$100 are not provided.

**Equalized assessed valuation** includes all computed property values upon which a district's local tax rate is calculated.

**Total school tax rate** is a district's total tax rate as it appears on local property tax bills.

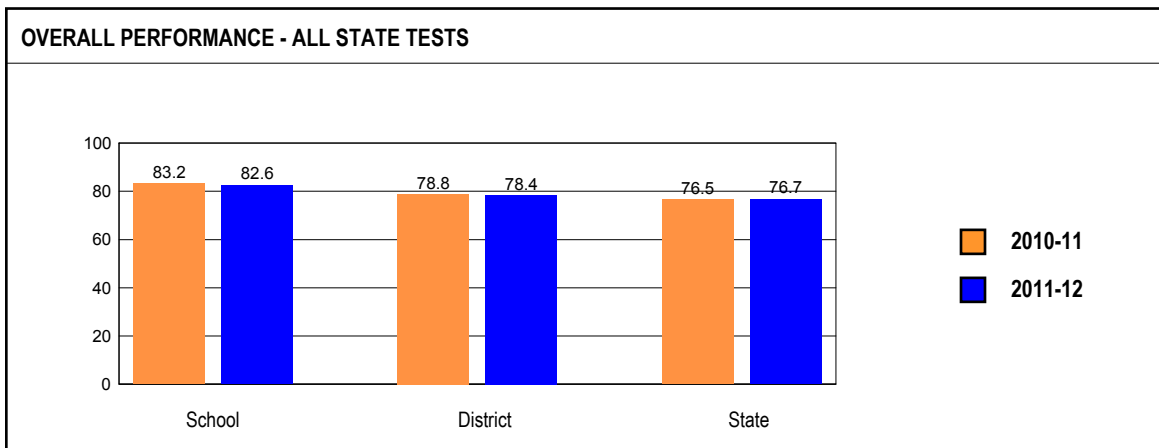
**Instructional expenditure per pupil** includes the direct costs of teaching pupils or the interaction between teachers and pupils.

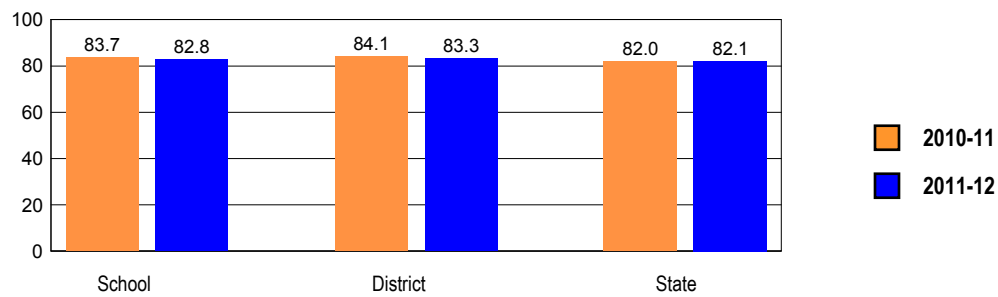
**Operating expenditure per pupil** includes the gross operating cost of a school district excluding summer school, adult education, bond principal retired, and capital expenditures.

## ACADEMIC PERFORMANCE

### OVERALL STUDENT PERFORMANCE

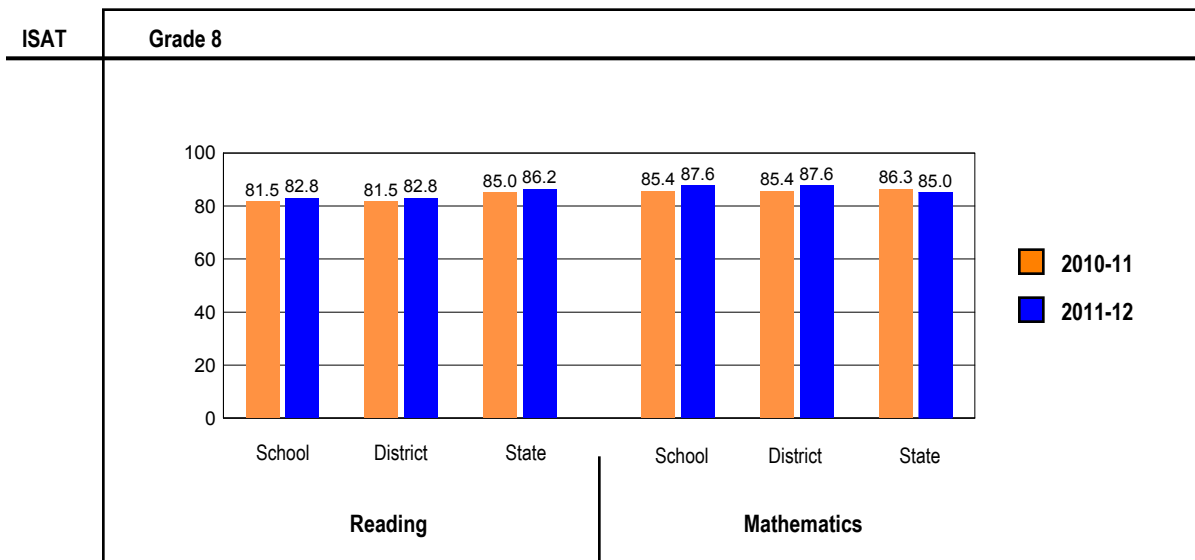
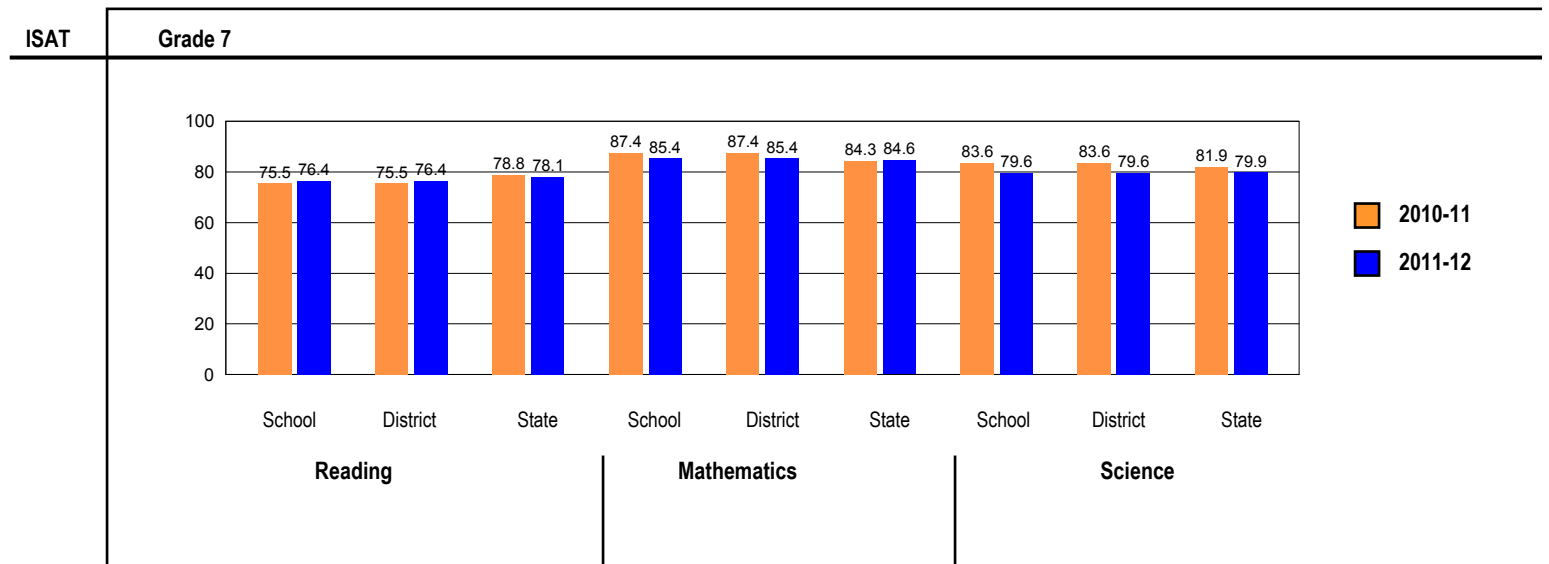
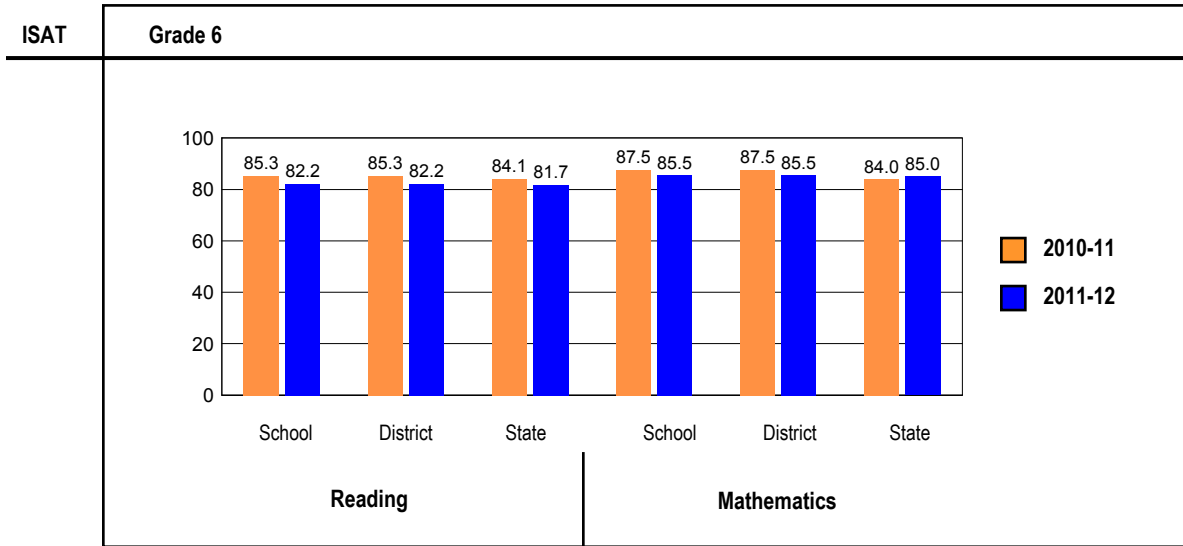
These charts present the overall percentages of state test scores categorized as meeting or exceeding the Illinois Learning Standards for your school, district, and the state. They represent your school's performance in reading, mathematics, and science.



**OVERALL ILLINOIS STANDARDS ACHIEVEMENT TEST (ISAT) PERFORMANCE**

**ISAT PERFORMANCE**

These charts provide information on attainment of the Illinois Learning Standards. They show the percents of student scores meeting or exceeding Standards for the grades and subjects tested on ISAT.



## PERFORMANCE ON STATE ASSESSMENTS

Federal law requires that student achievement results for reading, mathematics, and science for schools providing Title I services be reported to the general public.

The Illinois Standards Achievement Test (ISAT) is administered to students in grades 3 through 8. The Prairie State Achievement Examination (PSAE) is administered to students in grade 11. The Illinois Alternate Assessment (IAA) is administered to students with disabilities whose Individualized Education Programs (IEPs) indicate that participation in the ISAT or PSAE would not be appropriate.

Students with disabilities have an IEP (No Child Left Behind Act). An IEP is a written plan for a child with a disability who is eligible to receive special education services under the Individuals with Disabilities Education Act.

Reading and Mathematics are tested in grades 3 through 8 and 11. Science is tested in grades 4, 7, and 11.

In order to protect students' identities, test data for groups of fewer than ten students are not reported.

PERCENTAGE OF STUDENTS NOT TESTED IN STATE TESTING PROGRAMS FOR READING															
		Gender			Racial/Ethnic Background							LEP	Migrant	Students with Disabilities	Economically Disadvantaged
		All	Male	Female	White	Black	Hispanic	Asian	Native Hawaiian /Pacific islander	American Indian	Two or More Races				
School	*Enrollment	445	224	221	428	1	5	4	0	1	6	0	0	43	228
	Reading	0.0	0.0	0.0	0.0									0.0	0.0
District	*Enrollment	1,088	553	535	1,039	3	17	10	0	1	18	0	0	116	564
	Reading	0.1	0.2	0.0	0.1		0.0	0.0			0.0			0.0	0.2
State	*Enrollment	1,072,304	548,690	523,352	547,900	192,977	251,440	45,188	977	3,177	29,968	75,031	261	146,113	531,157
	Reading	0.4	0.5	0.3	0.3	0.7	0.4	0.3	0.6	0.6	0.4	0.6	2.3	0.9	0.5

\* Enrollment as reported during the testing windows for grades 3 - 8 and 11.

Number of LEP Students who have attended schools in the U.S. for less than 12 months and are not assessed on the State's reading/language arts test: 0

PERCENTAGE OF STUDENTS NOT TESTED IN STATE TESTING PROGRAMS FOR MATHEMATICS															
		Gender			Racial/Ethnic Background							LEP	Migrant	Students with Disabilities	Economically Disadvantaged
		All	Male	Female	White	Black	Hispanic	Asian	Native Hawaiian /Pacific islander	American Indian	Two or More Races				
School	*Enrollment	445	224	221	428	1	5	4	0	1	6	0	0	43	228
	Mathematics	0.0	0.0	0.0	0.0									0.0	0.0
District	*Enrollment	1,088	553	535	1,039	3	17	10	0	1	18	0	0	116	564
	Mathematics	0.1	0.2	0.0	0.1		0.0	0.0			0.0			0.0	0.2
State	*Enrollment	1,073,764	549,462	524,040	548,234	193,064	252,013	45,638	983	3,180	29,975	76,502	271	146,133	532,214
	Mathematics	0.4	0.4	0.3	0.3	0.7	0.4	0.2	0.5	0.5	0.4	0.3	1.1	0.9	0.5

\* Enrollment as reported during the testing windows for grades 3 - 8 and 11.

PERCENTAGE OF STUDENTS NOT TESTED IN STATE TESTING PROGRAMS FOR SCIENCE															
		Gender			Racial/Ethnic Background							LEP	Migrant	Students with Disabilities	Economically Disadvantaged
		All	Male	Female	White	Black	Hispanic	Asian	Native Hawaiian/Pacific Islander	American Indian	Two or More Races				
School	*Enrollment	145	69	76	139	1	1	1	0	1	2	0	0	13	68
	Science	0.0	0.0	0.0	0.0									0.0	0.0
District	*Enrollment	447	226	221	427	3	6	3	0	1	7	0	0	45	213
	Science	0.2	0.4	0.0	0.2									0.0	0.5
State	*Enrollment	456,721	232,992	223,651	237,912	81,780	103,594	19,211	393	1,359	12,254	25,859	107	61,941	217,988
	Science	0.7	0.8	0.6	0.5	1.4	0.7	0.3	1.0	0.9	0.7	0.8	0.9	1.6	1.0

\* Enrollment as reported during the testing windows for grades 4, 7, and 11.

### ILLINOIS STANDARDS ACHIEVEMENT TEST (ISAT)

The following tables show the percentages of student scores in each of four performance levels. These levels were established with the help of Illinois educators who teach the grade levels and learning areas tested. Due to rounding, the sum of the percentages in the four performance levels may not always equal 100.

- Level 1 -- Academic Warning - Student work demonstrates limited knowledge and skills in the subject. Because of major gaps in learning, students apply knowledge and skills ineffectively.
- Level 2 -- Below Standards - Student work demonstrates basic knowledge and skills in the subject. However, because of gaps in learning, students apply knowledge and skills in limited ways.
- Level 3 -- Meets Standards - Student work demonstrates proficient knowledge and skills in the subject. Students effectively apply knowledge and skills to solve problems.
- Level 4 -- Exceeds Standards - Student work demonstrates advanced knowledge and skills in the subject. Students creatively apply knowledge and skills to solve problems and evaluate the results.

### Grade 6

#### Grade 6 - All

Levels	Reading				Mathematics			
	1	2	3	4	1	2	3	4
School	0.0	17.8	61.2	21.1	0.0	14.5	59.9	25.7
District	0.0	17.8	61.2	21.1	0.0	14.5	59.9	25.7
State	0.2	18.1	56.5	25.2	0.4	14.6	58.9	26.0

#### Grade 6 - Gender

Levels	Reading				Mathematics				
	1	2	3	4	1	2	3	4	
Male	School	0.0	17.9	59.0	23.1	0.0	14.1	66.7	19.2
	District	0.0	17.9	59.0	23.1	0.0	14.1	66.7	19.2
	State	0.3	21.2	55.3	23.1	0.5	15.8	56.8	26.9
Female	School	0.0	17.6	63.5	18.9	0.0	14.9	52.7	32.4
	District	0.0	17.6	63.5	18.9	0.0	14.9	52.7	32.4
	State	0.1	14.8	57.8	27.3	0.3	13.4	61.2	25.1

**Grade 6 - Racial/Ethnic Background**

Levels	Reading				Mathematics				
	1	2	3	4	1	2	3	4	
White	School	0.0	17.5	60.8	21.7	0.0	14.0	60.8	25.2
	District	0.0	17.5	60.8	21.7	0.0	14.0	60.8	25.2
	State	0.1	10.9	55.2	33.7	0.2	8.3	57.2	34.4
Black	School								
	District								
	State	0.4	32.3	57.3	10.0	1.0	28.0	61.3	9.7
Hispanic	School								
	District								
	State	0.2	24.8	61.0	13.9	0.5	19.7	64.8	15.0
Asian	School								
	District								
	State	0.1	6.6	45.3	48.0	0.1	4.8	38.6	56.5
Native Hawaiian/Pacific Islander	School								
	District								
	State	0.0	9.6	57.4	33.1	0.0	7.3	56.9	35.8
American Indian	School								
	District								
	State	0.2	23.4	55.6	20.8	0.8	19.0	59.1	21.2
Two or More Races	School								
	District								
	State	0.3	14.6	54.3	30.8	0.3	13.1	57.5	29.1

**Grade 6 - Students with Disabilities**

Levels	Reading				Mathematics				
	1	2	3	4	1	2	3	4	
IEP	School	0.0	61.1	38.9	0.0	0.0	61.1	38.9	0.0
	District	0.0	61.1	38.9	0.0	0.0	61.1	38.9	0.0
	State	1.2	56.2	37.4	5.2	2.3	45.3	46.6	5.9
Non-IEP	School	0.0	11.9	64.2	23.9	0.0	8.2	62.7	29.1
	District	0.0	11.9	64.2	23.9	0.0	8.2	62.7	29.1
	State	0.1	12.6	59.3	28.1	0.1	10.2	60.7	28.9

**Grade 6 - Economically Disadvantaged**

Levels	Reading				Mathematics				
	1	2	3	4	1	2	3	4	
Free/Reduced Price Lunch	School	0.0	26.7	62.8	10.5	0.0	22.1	60.5	17.4
	District	0.0	26.7	62.8	10.5	0.0	22.1	60.5	17.4
	State	0.3	27.7	59.7	12.3	0.7	22.5	63.8	13.0
Not Eligible	School	0.0	6.1	59.1	34.8	0.0	4.5	59.1	36.4
	District	0.0	6.1	59.1	34.8	0.0	4.5	59.1	36.4
	State	0.1	8.1	53.3	38.5	0.1	6.5	53.9	39.5

**Grade 7****Grade 7 - All**

Levels	Reading				Mathematics				Science			
	1	2	3	4	1	2	3	4	1	2	3	4
School	0.7	22.9	61.1	15.3	0.7	13.9	57.6	27.8	13.4	7.0	58.5	21.1
District	0.7	22.9	61.1	15.3	0.7	13.9	57.6	27.8	13.4	7.0	58.5	21.1
State	0.4	21.5	58.0	20.1	1.4	14.0	53.5	31.1	8.6	11.6	54.6	25.3

**Grade 7 - Gender**

Levels	Reading				Mathematics				Science				
	1	2	3	4	1	2	3	4	1	2	3	4	
Male	School	1.5	32.4	52.9	13.2	1.5	20.6	51.5	26.5	16.4	7.5	53.7	22.4
	District	1.5	32.4	52.9	13.2	1.5	20.6	51.5	26.5	16.4	7.5	53.7	22.4
	State	0.6	25.0	56.9	17.5	1.8	15.6	51.6	31.0	10.0	11.7	51.3	26.9
Female	School	0.0	14.5	68.4	17.1	0.0	7.9	63.2	28.9	10.7	6.7	62.7	20.0
	District	0.0	14.5	68.4	17.1	0.0	7.9	63.2	28.9	10.7	6.7	62.7	20.0
	State	0.2	17.8	59.3	22.7	1.0	12.3	55.6	31.1	7.0	11.4	58.1	23.5

**Grade 7 - Racial/Ethnic Background**

Levels	Reading				Mathematics				Science				
	1	2	3	4	1	2	3	4	1	2	3	4	
White	School	0.7	23.2	60.9	15.2	0.7	14.5	58.0	26.8	13.2	7.4	58.1	21.3
	District	0.7	23.2	60.9	15.2	0.7	14.5	58.0	26.8	13.2	7.4	58.1	21.3
	State	0.2	13.9	58.9	27.0	0.8	9.0	50.8	39.4	4.4	7.1	53.1	35.5
Black	School												
	District												
	State	0.9	36.6	54.6	7.9	2.9	25.9	57.1	14.1	17.4	20.4	54.5	7.7
Hispanic	School												
	District												
	State	0.5	29.2	59.7	10.7	1.6	17.9	60.7	19.8	12.1	16.1	59.7	12.1
Asian	School												
	District												
	State	0.2	8.5	53.6	37.7	0.7	3.6	32.0	63.8	3.3	4.6	47.0	45.1
Native Hawaiian/Pacific Islander	School												
	District												
	State	0.0	17.1	57.7	25.2	0.9	4.5	55.4	39.3	8.0	6.3	59.8	25.9
American Indian	School												
	District												
	State	0.0	23.6	60.1	16.2	1.5	16.2	56.0	26.3	9.1	12.7	58.1	20.1
Two or More Races	School												
	District												
	State	0.2	18.4	57.4	24.0	1.2	12.6	52.3	33.9	7.1	10.5	51.6	30.8

**Grade 7 - Students with Disabilities**

Levels	Reading				Mathematics				Science				
	1	2	3	4	1	2	3	4	1	2	3	4	
IEP	School	9.1	81.8	9.1	0.0	9.1	81.8	9.1	0.0	81.8	0.0	18.2	0.0
	District	9.1	81.8	9.1	0.0	9.1	81.8	9.1	0.0	81.8	0.0	18.2	0.0
	State	2.4	61.0	33.3	3.3	7.7	44.0	42.2	6.1	28.6	24.5	40.8	6.1
Non-IEP	School	0.0	18.0	65.4	16.5	0.0	8.3	61.7	30.1	7.6	7.6	61.8	22.9
	District	0.0	18.0	65.4	16.5	0.0	8.3	61.7	30.1	7.6	7.6	61.8	22.9
	State	0.1	15.8	61.6	22.5	0.5	9.7	55.2	34.7	5.7	9.7	56.6	28.0

**Grade 7 - Economically Disadvantaged**

Levels	Reading				Mathematics				Science				
	1	2	3	4	1	2	3	4	1	2	3	4	
Free/Reduced Price Lunch	School	1.5	28.4	65.7	4.5	1.5	22.4	59.7	16.4	23.1	9.2	55.4	12.3
	District	1.5	28.4	65.7	4.5	1.5	22.4	59.7	16.4	23.1	9.2	55.4	12.3
	State	0.7	32.2	57.8	9.4	2.2	21.3	59.2	17.2	13.7	17.3	57.4	11.6
Not Eligible	School	0.0	18.2	57.1	24.7	0.0	6.5	55.8	37.7	5.2	5.2	61.0	28.6
	District	0.0	18.2	57.1	24.7	0.0	6.5	55.8	37.7	5.2	5.2	61.0	28.6
	State	0.1	11.1	58.3	30.5	0.6	6.8	47.9	44.6	3.5	6.0	51.9	38.6

**Grade 8****Grade 8 - All**

Levels	Reading				Mathematics			
	1	2	3	4	1	2	3	4
School	0.7	16.6	73.8	9.0	1.4	11.0	50.3	37.2
District	0.7	16.6	73.8	9.0	1.4	11.0	50.3	37.2
State	0.1	13.6	76.1	10.1	0.3	14.7	52.4	32.6

**Grade 8 - Gender**

Levels	Reading				Mathematics				
	1	2	3	4	1	2	3	4	
Male	School	1.4	28.4	63.5	6.8	2.7	17.6	54.1	25.7
	District	1.4	28.4	63.5	6.8	2.7	17.6	54.1	25.7
	State	0.2	17.2	74.3	8.3	0.4	16.8	50.1	32.7
Female	School	0.0	4.2	84.5	11.3	0.0	4.2	46.5	49.3
	District	0.0	4.2	84.5	11.3	0.0	4.2	46.5	49.3
	State	0.1	10.0	78.0	12.0	0.2	12.5	54.7	32.5

**Grade 8 - Racial/Ethnic Background**

Levels	Reading				Mathematics				
	1	2	3	4	1	2	3	4	
White	School	0.7	16.8	73.4	9.1	1.4	11.2	50.3	37.1
	District	0.7	16.8	73.4	9.1	1.4	11.2	50.3	37.1
	State	0.1	9.1	77.0	13.8	0.2	9.4	48.8	41.5
Black	School								
	District								
	State	0.3	23.6	73.3	2.8	0.7	27.6	58.1	13.7
Hispanic	School								
	District								
	State	0.1	17.3	77.6	4.9	0.3	18.1	59.7	21.9
Asian	School								
	District								
	State	0.0	5.2	70.1	24.7	0.1	4.7	32.0	63.2
Native Hawaiian/Pacific Islander	School								
	District								
	State	0.0	9.6	78.1	12.4	0.6	7.3	50.0	42.1
American Indian	School								
	District								
	State	0.2	19.0	73.4	7.4	1.1	21.0	53.2	24.8
Two or More Races	School								
	District								
	State	0.1	13.5	74.5	11.9	0.3	14.9	51.0	33.9

**Grade 8 - Students with Disabilities**

Levels	Reading				Mathematics				
	1	2	3	4	1	2	3	4	
IEP	School	0.0	90.0	10.0	0.0	10.0	30.0	50.0	10.0
	District	0.0	90.0	10.0	0.0	10.0	30.0	50.0	10.0
	State	0.9	50.8	47.2	1.1	2.0	50.6	41.6	5.9
Non-IEP	School	0.7	11.1	78.5	9.6	0.7	9.6	50.4	39.3
	District	0.7	11.1	78.5	9.6	0.7	9.6	50.4	39.3
	State	0.0	8.3	80.3	11.4	0.1	9.6	53.9	36.4

**Grade 8 - Economically Disadvantaged**

Levels	Reading				Mathematics				
	1	2	3	4	1	2	3	4	
Free/Reduced Price Lunch	School	0.0	27.4	69.9	2.7	2.7	16.4	60.3	20.5
	District	0.0	27.4	69.9	2.7	2.7	16.4	60.3	20.5
	State	0.2	20.8	75.1	3.9	0.5	22.5	59.0	18.1
Not Eligible	School	1.4	5.6	77.8	15.3	0.0	5.6	40.3	54.2
	District	1.4	5.6	77.8	15.3	0.0	5.6	40.3	54.2
	State	0.1	7.0	77.0	15.9	0.2	7.5	46.2	46.2

## 2012 ADEQUATE YEARLY PROGRESS (AYP) STATUS REPORT

Is this school making Adequate Yearly Progress (AYP)?	No
Is this school making AYP in Reading?	No
Is this school making AYP in Mathematics?	No

Has this school been identified for School Improvement according to the AYP specifications of the federal No Child Left Behind Act?	No
2012-13 Federal Improvement Status	
2012-13 State Improvement Status	Academic Watch Status Year 1

	Percent Tested on State Tests				Percent Meeting/Exceeding Standards *						Other Indicators			
	Reading		Mathematics		Reading			Mathematics			Attendance Rate		5-YEAR Graduation Rate	
	%	Met AYP	%	Met AYP	%	Safe Harbor Target **	Met AYP	%	Safe Harbor Target **	Met AYP	%	Met AYP	%	Met AYP
<b>State AYP Minimum Target</b>	95.0		95.0		85.0			85.0			91.0		82.0	
<b>All</b>	100.0	Yes	100.0	Yes	81.1		No	85.9		Yes	95.0	Yes		
<b>White</b>	100.0	Yes	100.0	Yes	80.9	83.8	No	85.5		Yes	95.0			
<b>Black</b>														
<b>Hispanic</b>														
<b>Asian</b>														
<b>Native Hawaiian/ Pacific Islander</b>														
<b>American Indian</b>														
<b>Two or More Races</b>														
<b>LEP</b>														
<b>Students with Disabilities</b>														
<b>Economically Disadvantaged</b>	100.0	Yes	100.0	Yes	72.8	75.8	Yes	77.4	83.5	No	93.3			

**Four Conditions Are Required For Making Adequate Yearly Progress (AYP):**

1. At least 95% tested in reading and mathematics for every student group. If the current year participation rate is less than 95%, this condition may be met if the average of the current and preceding year rates is at least 95%, or if the average of the current and two preceding years is at least 95%. Only actual participation rates are printed. If the participation rate printed is less than 95% and yet this school makes AYP, it means that the 95% condition was met by averaging.
2. At least 85% meeting/exceeding standards in reading and mathematics for every group. For any group with less than 85% meeting/exceeding standards, a 95% confidence interval was applied. Subgroups may meet this condition through Safe Harbor provisions. \*\*\*
3. At least 91% attendance rate for non-high schools and at least 82% graduation rate for high schools.

\* Includes only students enrolled as of 05/01/2011.

\*\* Safe Harbor Targets of 85% or above are not printed.

\*\*\* Subgroups with fewer than 45 students are not reported. Safe Harbor only applies to subgroups of 45 or more. In order for Safe Harbor to apply, a subgroup must decrease by 10% the percentage of scores that did not meet state standards from the previous year plus meet the other indicators (attendance rate for non-high schools and graduation rate for high schools) for the subgroup. For subgroups that do not meet their Safe Harbor Targets, a 75% confidence interval is applied. Safe Harbor allows schools an alternate method to meet subgroup minimum targets on achievement.

**East Richland High School**  
**East Richland CUSD 1**  
**Olney, ILLINOIS**



**ILLINOIS**  
**SCHOOL**  
**REPORT**  
**CARD**

**GRADES : 9 10 11 12**

State and federal laws require public school districts to release report cards to the public each year.

Starting in 2009, charter school information is included in district statistics.

**STUDENTS**

RACIAL/ETHNIC BACKGROUND AND OTHER INFORMATION															
	White	Black	Hispanic	Asian	Native Hawaiian /Pacific Islander	American Indian	Two or More Races	Percent Low-Income	Percent Limited-English-Proficient	Percent IEP	High Sch. Dropout Rate	Chronic Truancy Rate	Mobility Rate	Attendance Rate	Total Enrollment
<b>School</b>	96.2	0.6	1.6	0.8	0.0	0.0	0.8	38.2	0.0	9.6	1.9	1.5	24.2	92.2	638
<b>District</b>	95.6	0.3	1.6	1.0	0.1	0.1	1.2	50.9	0.0	11.4	1.9	2.8	19.3	94.3	2,152
<b>State</b>	51.0	18.0	23.6	4.2	0.1	0.3	2.8	49.0	9.4	13.6	2.5	8.6	13.1	94.4	2,066,692

**Low-income** students come from families receiving public aid; live in institutions for neglected or delinquent children; are supported in foster homes with public funds; or are eligible to receive free or reduced-price lunches.

**IEP** Students are those students eligible to receive special education services.

**Limited-English-proficient** students are those students eligible for transitional bilingual programs.

**Mobility rate** is based on the number of times students enroll in or leave a school during the school year.

**Chronic truants** are students who are absent from school without valid cause for 18 or more of the last 180 school days.

**Total Enrollment** is based on Home School.

**INSTRUCTIONAL SETTING**

PARENTAL CONTACT*		STUDENT-TO-STAFF RATIOS			
	Percent	Pupil-Teacher Elementary	Pupil-Teacher Secondary	Pupil-Certified Staff	Pupil-Administrator
<b>School</b>	86.0	--	--	--	--
<b>District</b>	95.3	19.4	15.9	13.7	258.3
<b>State</b>	95.3	18.9	18.8	13.7	205.0

\* Parental contact includes parent-teacher conferences, parental visits to school, school visits to home, telephone conversations, and written correspondence.

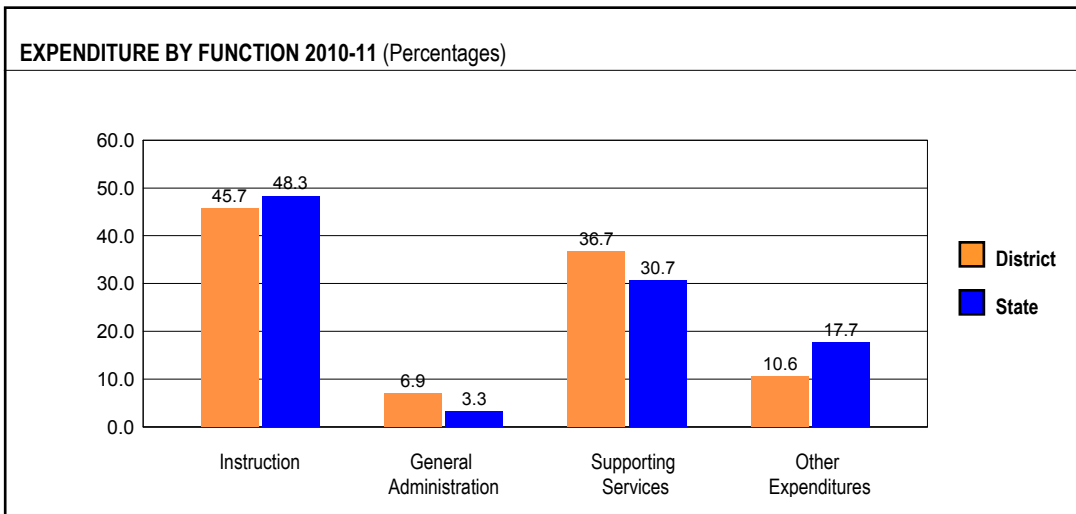
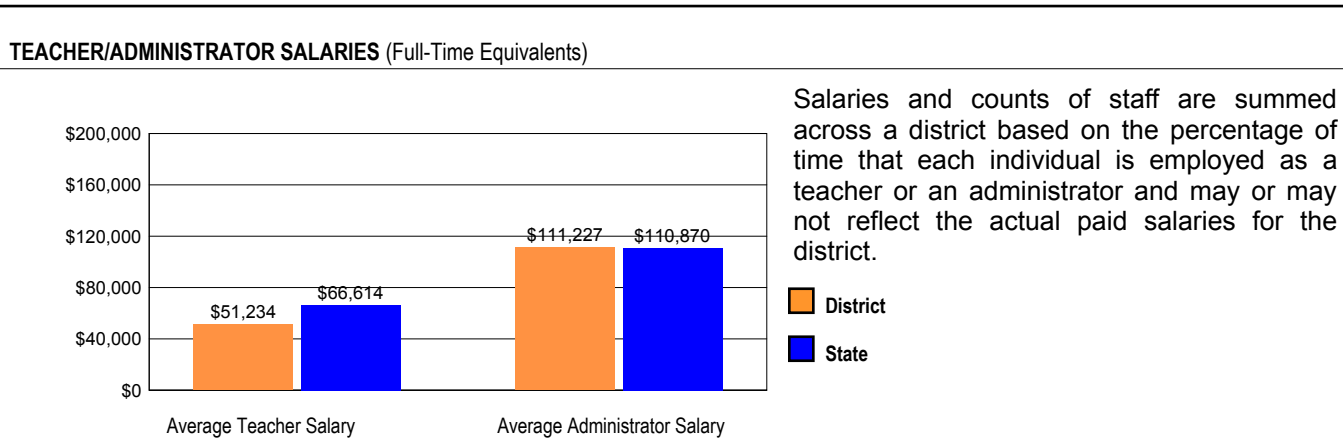
AVERAGE CLASS SIZE (as of the first school day in May)										
Grades	K	1	2	3	4	5	6	7	8	9 - 12
<b>School</b>										31.0
<b>District</b>										31.0
<b>State</b>										19.2

TEACHER INFORMATION (Full-Time Equivalents)												
	White	Black	Hispanic	Asian	Native Hawaiian /Pacific Islander	American Indian	Two or More Races	Unknown	Male	Female	Total Number	
<b>District</b>	99.2	0.0	0.8	0.0	0.0	0.0	0.0	0.0	22.5	77.5	132	
<b>State</b>	83.3	7.1	5.3	1.3	0.1	0.2	0.8	2.0	23.1	76.9	127,830	

TEACHER INFORMATION ( Continued )					
	Average Teaching Experience (Years)	% of Teachers with Bachelor's Degrees	% of Teachers with Master's & Above	% of Teachers with Emergency or Provisional Credentials	% of Classes Not Taught by Highly Qualified Teachers
School	--	--	--	0.0	0.0
District	15.3	56.1	43.9	0.0	0.0
State	12.9	37.8	61.7	0.6	0.7

Some teacher/administrator data are not collected at the school level.

## SCHOOL DISTRICT FINANCES



REVENUE BY SOURCE 2010-11				EXPENDITURE BY FUND 2010-11			
	District	District %	State %		District	District %	State %
Local Property Taxes	\$7,060,596	35.9	58.2	Education	\$14,093,932	73.8	73.7
Other Local Funding	\$796,330	4.1	5.1	Operations & Maintenance	\$541,266	2.8	5.9
General State Aid	\$7,497,412	38.2	17.1	Transportation	\$1,208,134	6.3	3.8
Other State Funding	\$2,299,324	11.7	9.5	Debt Service	\$1,012,974	5.3	7.4
Federal Funding	\$1,989,584	10.1	10.1	Tort	\$705,179	3.7	1.2
TOTAL	\$19,643,246			Municipal Retirement/ Social Security	\$690,534	3.6	2.0
				Fire Prevention & Safety	\$849,442	4.4	0.8
				Capital Projects	\$0	0.0	5.1
				TOTAL	\$19,101,461		

OTHER FINANCIAL INDICATORS				
	2009 Equalized Assessed Valuation per Pupil	2009 Total School Tax Rate per \$100	2010-11 Instructional Expenditure per Pupil	2010-11 Operating Expenditure per Pupil
District	\$79,684	4.18	\$4,464	\$8,664
State	**	**	\$6,824	\$11,664

\*\* Due to the way Illinois school districts are configured, state averages for equalized assessed valuation per pupil and total school tax rate per \$100 are not provided.

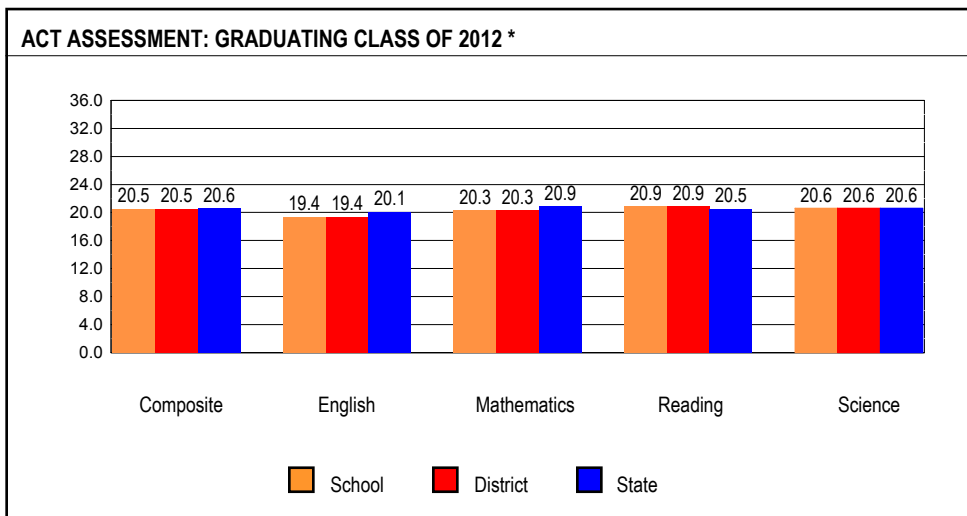
**Equalized assessed valuation** includes all computed property values upon which a district's local tax rate is calculated.

**Total school tax rate** is a district's total tax rate as it appears on local property tax bills.

**Instructional expenditure per pupil** includes the direct costs of teaching pupils or the interaction between teachers and pupils.

**Operating expenditure per pupil** includes the gross operating cost of a school district excluding summer school, adult education, bond principal retired, and capital expenditures.

## ACADEMIC PERFORMANCE



The number and percent of students taking the ACT are no longer reported since virtually every eleventh grade student takes the ACT as part of the PSAE.

\* Includes graduating students' most recent ACT Assessment scores from an ACT national test date or PSAE testing. Excludes the scores of students who took the test with special accommodations. State averages for ACT data are based on regular public schools and do not include private and special purpose schools.

**HIGH SCHOOL 4-YEAR GRADUATION RATE**

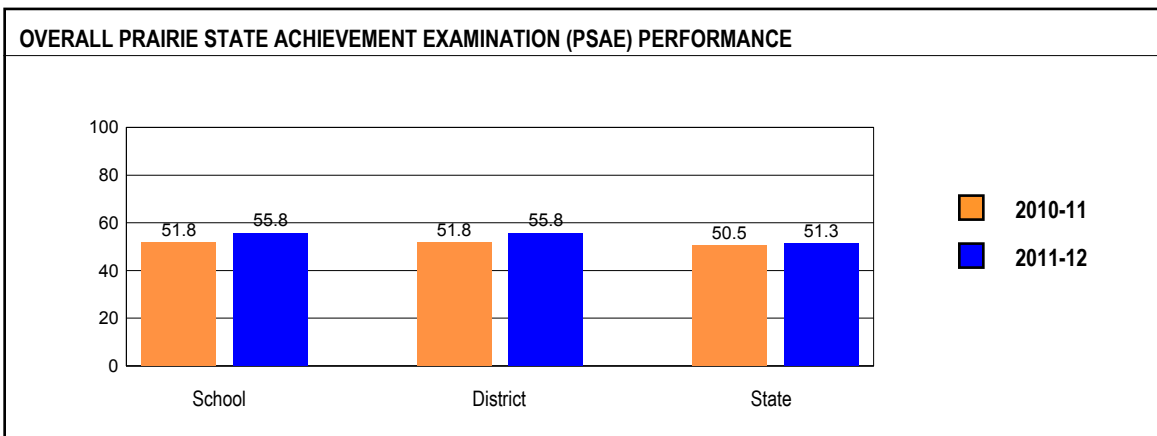
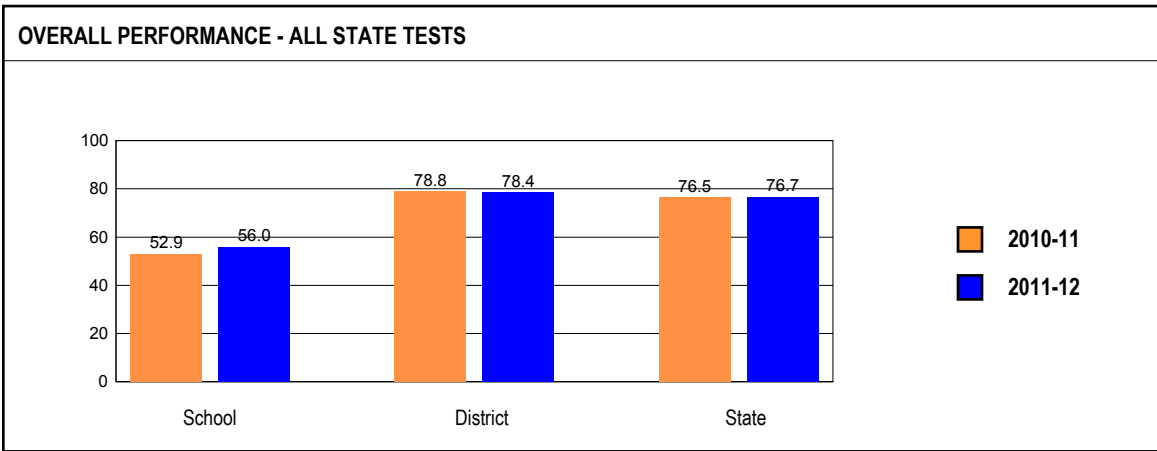
	Gender			Race / Ethnicity							LEP	Migrant	Students with Disabilities	Economically Disadvantaged
	All	Male	Female	White	Black	Hispanic	Asian	Native Hawaiian/Pacific Islander	American Indian	Two or More Races				
<b>School</b>	86.2	86.2	86.1	87.0	0.0	75.0							81.0	76.7
<b>District</b>	86.2	86.2	86.1	87.0	0.0	75.0							81.0	76.7
<b>State</b>	82.3	79.0	85.8	88.9	68.4	76.0							68.9	72.8

**HIGH SCHOOL 5-YEAR GRADUATION RATE**

	Gender			Race / Ethnicity							LEP	Migrant	Students with Disabilities	Economically Disadvantaged	
	All	Male	Female	White	Black	Hispanic	Asian	Native Hawaiian/Pacific Islander	American Indian	Two or More Races					
<b>School</b>	84.2	82.8	85.7	84.1	100.0	75.0	100.0				100.0			66.7	71.4
<b>District</b>	84.2	82.8	85.7	84.1	100.0	75.0	100.0				100.0			66.7	71.4
<b>State</b>	84.0	81.1	87.1	89.3	72.2	78.8	92.8				83.9			72.5	76.7

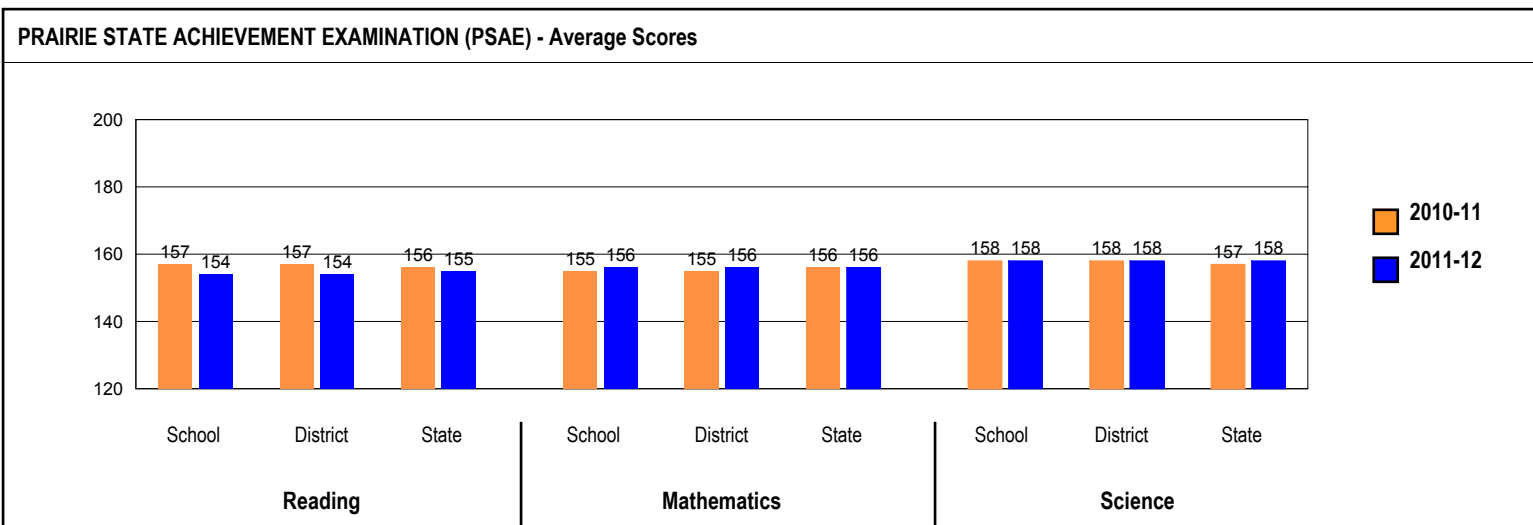
**OVERALL STUDENT PERFORMANCE**

These charts present the overall percentages of state test scores categorized as meeting or exceeding the Illinois Learning Standards for your school, district, and the state. They represent your school's performance in reading, mathematics, and science.



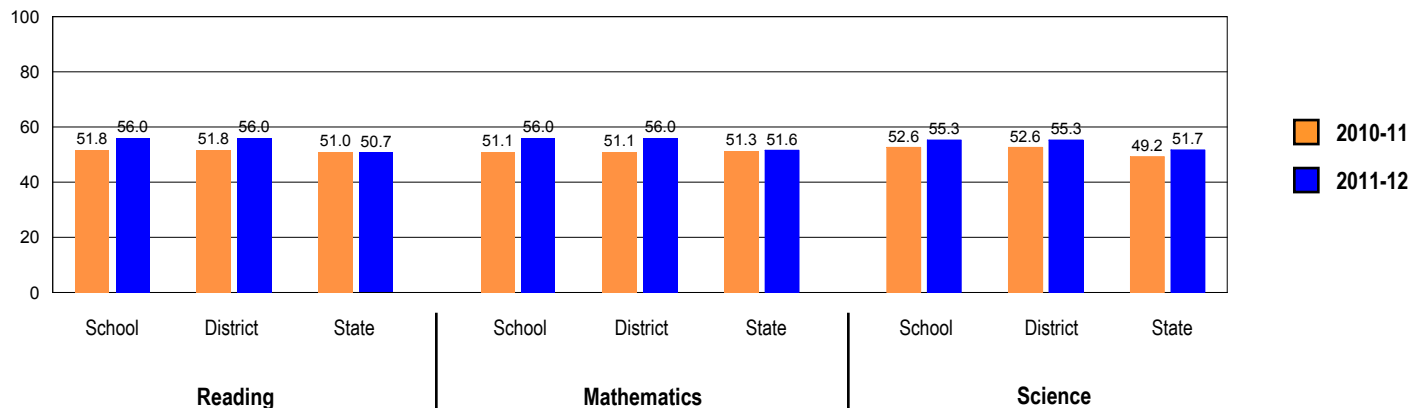
**PSAE PERFORMANCE**

These charts provide information on attainment of the Illinois Learning Standards. They show the average scores and also the percents of student scores meeting or exceeding standards in reading, mathematics, and science on PSAE.



PSAE scores range from 120 to 200.

**PRAIRIE STATE ACHIEVEMENT EXAMINATION (PSAE) - Percents Meeting or Exceeding Standards**



Number of students in this school with PSAE scores in 2012: 150

**PERFORMANCE ON STATE ASSESSMENTS**

Federal law requires that student achievement results for reading, mathematics, and science for schools providing Title I services be reported to the general public.

The Illinois Standards Achievement Test (ISAT) is administered to students in grades 3 through 8. The Prairie State Achievement Examination (PSAE) is administered to students in grade 11. The Illinois Alternate Assessment (IAA) is administered to students with disabilities whose Individualized Education Programs (IEPs) indicate that participation in the ISAT or PSAE would not be appropriate.

Students with disabilities have an IEP (No Child Left Behind Act). An IEP is a written plan for a child with a disability who is eligible to receive special education services under the Individuals with Disabilities Education Act.

Reading and Mathematics are tested in grades 3 through 8 and 11. Science is tested in grades 4, 7, and 11.

In order to protect students' identities, test data for groups of fewer than ten students are not reported.

PERCENTAGE OF STUDENTS NOT TESTED IN STATE TESTING PROGRAMS FOR READING															
		Gender			Racial/Ethnic Background							LEP	Migrant	Students with Disabilities	Economically Disadvantaged
		All	Male	Female	White	Black	Hispanic	Asian	Native Hawaiian /Pacific islander	American Indian	Two or More Races				
School	*Enrollment	155	82	73	146	2	4	1	0	0	2	0	0	14	56
	Reading	0.6	1.2	0.0	0.7									0.0	1.8
District	*Enrollment	1,088	553	535	1,039	3	17	10	0	1	18	0	0	116	564
	Reading	0.1	0.2	0.0	0.1		0.0	0.0			0.0			0.0	0.2
State	*Enrollment	1,072,304	548,690	523,352	547,900	192,977	251,440	45,188	977	3,177	29,968	75,031	261	146,113	531,157
	Reading	0.4	0.5	0.3	0.3	0.7	0.4	0.3	0.6	0.6	0.4	0.6	2.3	0.9	0.5

\* Enrollment as reported during the testing windows for grades 3 - 8 and 11.

Number of LEP Students who have attended schools in the U.S. for less than 12 months and are not assessed on the State's reading/language arts test: 0

PERCENTAGE OF STUDENTS NOT TESTED IN STATE TESTING PROGRAMS FOR MATHEMATICS															
		Gender			Racial/Ethnic Background							LEP	Migrant	Students with Disabilities	Economically Disadvantaged
		All	Male	Female	White	Black	Hispanic	Asian	Native Hawaiian/Pacific Islander	American Indian	Two or More Races				
School	*Enrollment	155	82	73	146	2	4	1	0	0	2	0	0	14	56
	Mathematics	0.6	1.2	0.0	0.7									0.0	1.8
District	*Enrollment	1,088	553	535	1,039	3	17	10	0	1	18	0	0	116	564
	Mathematics	0.1	0.2	0.0	0.1		0.0	0.0			0.0			0.0	0.2
State	*Enrollment	1,073,764	549,462	524,040	548,234	193,064	252,013	45,638	983	3,180	29,975	76,502	271	146,133	532,214
	Mathematics	0.4	0.4	0.3	0.3	0.7	0.4	0.2	0.5	0.5	0.4	0.3	1.1	0.9	0.5

\* Enrollment as reported during the testing windows for grades 3 - 8 and 11.

PERCENTAGE OF STUDENTS NOT TESTED IN STATE TESTING PROGRAMS FOR SCIENCE															
		Gender			Racial/Ethnic Background							LEP	Migrant	Students with Disabilities	Economically Disadvantaged
		All	Male	Female	White	Black	Hispanic	Asian	Native Hawaiian/Pacific Islander	American Indian	Two or More Races				
School	*Enrollment	155	82	73	146	2	4	1	0	0	2	0	0	14	56
	Science	0.6	1.2	0.0	0.7									0.0	1.8
District	*Enrollment	447	226	221	427	3	6	3	0	1	7	0	0	45	213
	Science	0.2	0.4	0.0	0.2									0.0	0.5
State	*Enrollment	456,721	232,992	223,651	237,912	81,780	103,594	19,211	393	1,359	12,254	25,859	107	61,941	217,988
	Science	0.7	0.8	0.6	0.5	1.4	0.7	0.3	1.0	0.9	0.7	0.8	0.9	1.6	1.0

\* Enrollment as reported during the testing windows for grades 4, 7, and 11.

### PRAIRIE STATE ACHIEVEMENT EXAMINATION (PSAE)

The following tables show the percentages of student scores in each of four performance levels. These levels were established with the help of Illinois educators who teach the grade levels and learning areas tested. Due to rounding, the sum of the percentages in the four performance levels may not always equal 100.

- Level 1 -- Academic Warning - Student work demonstrates limited knowledge and skills in the subject. Because of major gaps in learning, students apply knowledge and skills ineffectively.
- Level 2 -- Below Standards - Student work demonstrates basic knowledge and skills in the subject. However, because of gaps in learning, students apply knowledge and skills in limited ways.
- Level 3 -- Meets Standards - Student work demonstrates proficient knowledge and skills in the subject. Students effectively apply knowledge and skills to solve problems.
- Level 4 -- Exceeds Standards - Student work demonstrates advanced knowledge and skills in the subject. Students creatively apply knowledge and skills to solve problems and evaluate the results.

**Grade 11****Grade 11 - All**

Levels	Reading				Mathematics				Science			
	1	2	3	4	1	2	3	4	1	2	3	4
School	10.7	33.3	51.3	4.7	8.7	35.3	52.0	4.0	9.3	35.3	48.0	7.3
District	10.7	33.3	51.3	4.7	8.7	35.3	52.0	4.0	9.3	35.3	48.0	7.3
State	9.9	39.4	41.6	9.0	10.7	37.7	42.2	9.4	8.8	39.6	41.1	10.6

**Grade 11 - Gender**

Levels	Reading				Mathematics				Science				
	1	2	3	4	1	2	3	4	1	2	3	4	
Male	School	14.1	35.9	47.4	2.6	11.5	34.6	47.4	6.4	10.3	37.2	42.3	10.3
	District	14.1	35.9	47.4	2.6	11.5	34.6	47.4	6.4	10.3	37.2	42.3	10.3
	State	12.2	40.1	39.7	8.0	11.2	35.4	42.2	11.2	9.0	36.2	41.5	13.3
Female	School	6.9	30.6	55.6	6.9	5.6	36.1	56.9	1.4	8.3	33.3	54.2	4.2
	District	6.9	30.6	55.6	6.9	5.6	36.1	56.9	1.4	8.3	33.3	54.2	4.2
	State	7.6	38.8	43.6	10.0	10.2	40.0	42.3	7.5	8.5	42.9	40.7	7.9

**Grade 11 - Racial/Ethnic Background**

Levels	Reading				Mathematics				Science				
	1	2	3	4	1	2	3	4	1	2	3	4	
White	School	10.6	30.5	53.9	5.0	7.8	33.3	54.6	4.3	8.5	33.3	50.4	7.8
	District	10.6	30.5	53.9	5.0	7.8	33.3	54.6	4.3	8.5	33.3	50.4	7.8
	State	5.7	30.6	50.8	12.9	5.6	29.8	51.7	12.9	4.3	29.2	51.3	15.2
Black	School												
	District												
	State	19.1	56.6	22.8	1.5	25.4	53.8	20.1	0.8	20.6	60.0	18.4	1.0
Hispanic	School												
	District												
	State	14.7	51.9	30.6	2.8	13.9	49.9	33.6	2.6	12.1	54.6	30.4	2.9
Asian	School												
	District												
	State	6.5	27.3	49.0	17.1	4.0	18.5	48.7	28.8	4.6	22.5	49.2	23.7
Native Hawaiian/Pacific Islander	School												
	District												
	State	8.5	42.3	37.3	12.0	9.9	34.5	47.2	8.5	9.2	39.4	43.0	8.5
American Indian	School												
	District												
	State	10.6	43.4	40.1	5.9	10.4	41.3	43.6	4.7	9.0	48.3	36.6	6.1
Two or More Races	School												
	District												
	State	7.2	37.1	44.4	11.3	8.7	37.2	43.1	11.0	7.2	36.7	43.2	12.9

**Grade 11 - Students with Disabilities**

Levels	Reading				Mathematics				Science				
	1	2	3	4	1	2	3	4	1	2	3	4	
IEP	School	72.7	27.3	0.0	0.0	72.7	27.3	0.0	0.0	72.7	27.3	0.0	0.0
	District	72.7	27.3	0.0	0.0	72.7	27.3	0.0	0.0	72.7	27.3	0.0	0.0
	State	41.0	42.7	14.4	2.0	45.7	41.1	11.9	1.3	36.9	48.2	12.6	2.3
Non-IEP	School	5.8	33.8	55.4	5.0	3.6	36.0	56.1	4.3	4.3	36.0	51.8	7.9
	District	5.8	33.8	55.4	5.0	3.6	36.0	56.1	4.3	4.3	36.0	51.8	7.9
	State	5.9	39.0	45.1	9.9	6.2	37.3	46.1	10.4	5.2	38.5	44.7	11.6

**Grade 11 - Economically Disadvantaged**

Levels	Reading				Mathematics				Science				
	1	2	3	4	1	2	3	4	1	2	3	4	
Free/Reduced Price Lunch	School	13.7	51.0	31.4	3.9	11.8	47.1	41.2	0.0	9.8	45.1	45.1	0.0
	District	13.7	51.0	31.4	3.9	11.8	47.1	41.2	0.0	9.8	45.1	45.1	0.0
	State	16.9	52.3	28.4	2.3	18.7	51.1	28.4	1.9	15.8	55.5	26.5	2.3
Not Eligible	School	9.1	24.2	61.6	5.1	7.1	29.3	57.6	6.1	9.1	30.3	49.5	11.1
	District	9.1	24.2	61.6	5.1	7.1	29.3	57.6	6.1	9.1	30.3	49.5	11.1
	State	5.1	30.6	50.7	13.6	5.2	28.6	51.7	14.5	4.0	28.7	51.1	16.3

## 2012 ADEQUATE YEARLY PROGRESS (AYP) STATUS REPORT

Is this school making Adequate Yearly Progress (AYP)?	No
Is this school making AYP in Reading?	No
Is this school making AYP in Mathematics?	No

Has this school been identified for School Improvement according to the AYP specifications of the federal No Child Left Behind Act?	No
2012-13 Federal Improvement Status	
2012-13 State Improvement Status	Academic Watch Status Year 2

	Percent Tested on State Tests				Percent Meeting/Exceeding Standards *						Other Indicators			
	Reading		Mathematics		Reading			Mathematics			Attendance Rate		5-YEAR Graduation Rate	
	%	Met AYP	%	Met AYP	%	Safe Harbor Target **	Met AYP	%	Safe Harbor Target **	Met AYP	%	Met AYP	%	Met AYP
<b>State AYP Minimum Target</b>	95.0		95.0		85.0			85.0			91.0		82.0	
<b>All</b>	99.4	Yes	99.4	Yes	57.3		No	56.6		No			84.2	Yes
<b>White</b>	99.3	Yes	99.3	Yes	59.6	57.1	Yes	58.8	56.4	Yes			84.1	
<b>Black</b>														
<b>Hispanic</b>														
<b>Asian</b>														
<b>Native Hawaiian/ Pacific Islander</b>														
<b>American Indian</b>														
<b>Two or More Races</b>														
<b>LEP</b>														
<b>Students with Disabilities</b>														
<b>Economically Disadvantaged</b>	98.2	Yes	98.2	Yes	38.3		No	42.6		No				

**Four Conditions Are Required For Making Adequate Yearly Progress (AYP):**

1. At least 95% tested in reading and mathematics for every student group. If the current year participation rate is less than 95%, this condition may be met if the average of the current and preceding year rates is at least 95%, or if the average of the current and two preceding years is at least 95%. Only actual participation rates are printed. If the participation rate printed is less than 95% and yet this school makes AYP, it means that the 95% condition was met by averaging.
2. At least 85% meeting/exceeding standards in reading and mathematics for every group. For any group with less than 85% meeting/exceeding standards, a 95% confidence interval was applied. Subgroups may meet this condition through Safe Harbor provisions. \*\*\*
3. At least 91% attendance rate for non-high schools and at least 82% graduation rate for high schools.

\* Includes only students enrolled as of 05/01/2011.

\*\* Safe Harbor Targets of 85% or above are not printed.

\*\*\* Subgroups with fewer than 45 students are not reported. Safe Harbor only applies to subgroups of 45 or more. In order for Safe Harbor to apply, a subgroup must decrease by 10% the percentage of scores that did not meet state standards from the previous year plus meet the other indicators (attendance rate for non-high schools and graduation rate for high schools) for the subgroup. For subgroups that do not meet their Safe Harbor Targets, a 75% confidence interval is applied. Safe Harbor allows schools an alternate method to meet subgroup minimum targets on achievement.

# East Richland CUSD 1

## Olney, ILLINOIS



# ILLINOIS DISTRICT REPORT CARD

State and federal laws require public school districts to release report cards to the public each year.

Starting in 2009, charter school information is included in district statistics.

### STUDENTS

#### RACIAL/ETHNIC BACKGROUND AND OTHER INFORMATION

	White	Black	Hispanic	Asian	Native Hawaiian /Pacific Islander	American Indian	Two or More Races	Percent Low-Income	Percent Limited-English-Proficient	Percent IEP	High Sch. Dropout Rate	Chronic Truancy Rate	Mobility Rate	Attendance Rate	Total Enrollment
<b>District</b>	95.6	0.3	1.6	1.0	0.1	0.1	1.2	50.9	0.0	11.4	1.9	2.8	19.3	94.3	2,152
<b>State</b>	51.0	18.0	23.6	4.2	0.1	0.3	2.8	49.0	9.4	13.6	2.5	8.6	13.1	94.4	2,066,692

**Low-income** students come from families receiving public aid; live in institutions for neglected or delinquent children; are supported in foster homes with public funds; or are eligible to receive free or reduced-price lunches. IEP students are those students eligible to receive special education services.

**Limited-English-proficient** students are those students eligible for transitional bilingual programs. **Mobility rate** is based on the number of times students enroll in or leave a school during the school year. **Chronic truants** are students who are absent from school without valid cause for 18 or more of the last 180 school days. **Total Enrollment** is based on Home School.

### INSTRUCTIONAL SETTING

PARENTAL CONTACT*		STUDENT-TO-STAFF RATIOS			
	Percent	Pupil-Teacher Elementary	Pupil-Teacher Secondary	Pupil-Certified Staff	Pupil-Administrator
<b>District</b>	95.3	19.4	15.9	13.7	258.3
<b>State</b>	95.3	18.9	18.8	13.7	205.0

\* Parental contact includes parent-teacher conferences, parental visits to school, school visits to home, telephone conversations, and written correspondence.

#### AVERAGE CLASS SIZE (as of the first school day in May)

Grades	K	1	2	3	4	5	6	7	8	9 - 12
<b>District</b>	20.3	22.6	22.8	25.9	24.8	26.0	24.3	24.2	25.2	31.0
<b>State</b>	20.9	21.2	21.5	22.0	22.4	22.8	22.4	21.3	21.5	19.2

#### TIME DEVOTED TO TEACHING CORE SUBJECTS (Minutes Per Day)

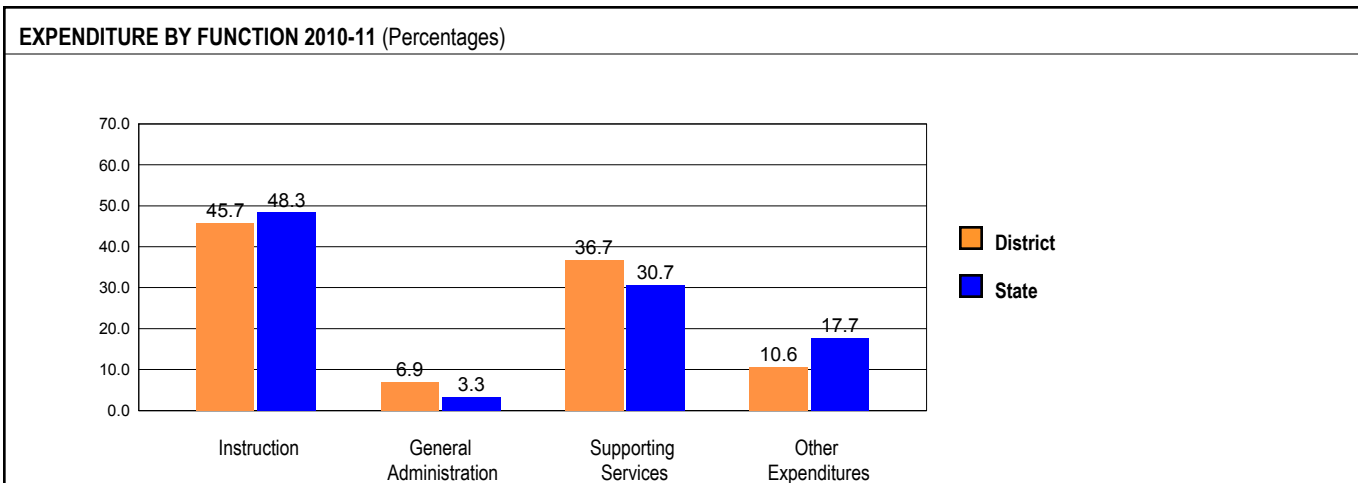
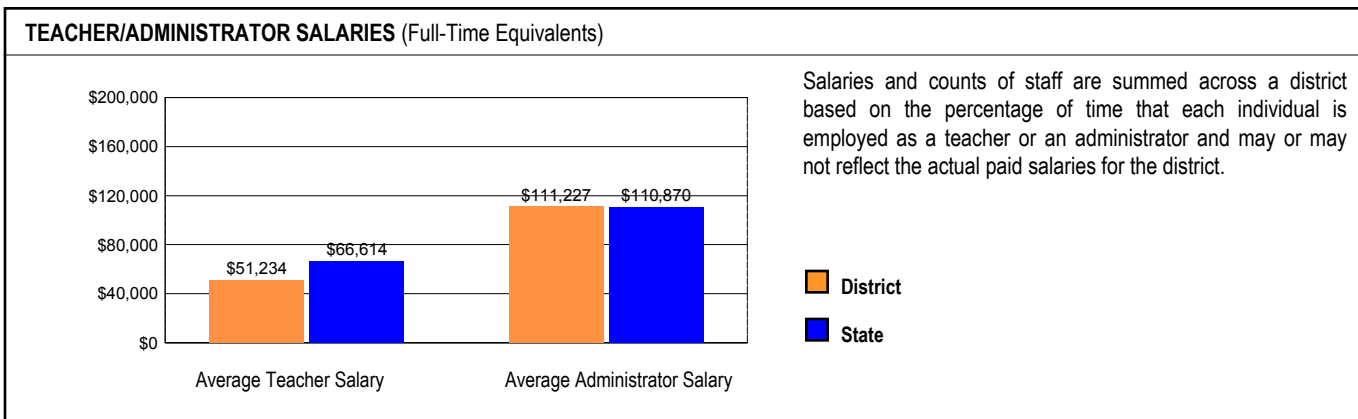
Grades	Mathematics			Science			English/Language Arts			Social Science		
	3	6	8	3	6	8	3	6	8	3	6	8
<b>District</b>	60	84	84	25	42	42	165	84	84	20	42	42
<b>State</b>	61	56	54	31	44	46	143	103	92	30	43	44

TEACHER INFORMATION (Full-Time Equivalents)											
	White	Black	Hispanic	Asian	Native Hawaiian/ Pacific islander	American Indian	Two or More Races	Unknown	Male	Female	Total Number
District	99.2	0.0	0.8	0.0	0.0	0.0	0.0	0.0	22.5	77.5	132
State	83.3	7.1	5.3	1.3	0.1	0.2	0.8	2.0	23.1	76.9	127,830

TEACHER INFORMATION (Continued)						
		Average Teaching Experience (Years)	% of Teachers with Bachelor's Degrees	% of Teachers with Master's & Above	% of Teachers with Emergency or Provisional Credentials	% of Classes Not Taught by Highly Qualified Teachers
District:	All Schools	15.3	56.1	43.9	0.0	0.0
	High Poverty Schools					
	Low Poverty Schools					
State:	All Schools	12.9	37.8	61.7	0.6	0.7
	High Poverty Schools	12.0	39.5	59.7	1.3	0.9
	Low Poverty Schools	13.1	29.3	70.5	0.2	0.1

The No Child Left Behind Act requires that information for certain data elements be disaggregated by high- and low-poverty schools. Poverty (low-income) is defined on page 1 of all report cards. High- and low-poverty schools include those in the top and bottom quarters of the poverty distribution of schools in the state. Disaggregated data are reported only if at least one school in your district falls within the high-poverty quarter and at least one school within the low-poverty quarter.

## SCHOOL DISTRICT FINANCES



REVENUE BY SOURCE 2010-11				EXPENDITURE BY FUND 2010-11			
	District	District %	State %		District	District %	State %
Local Property Taxes	\$7,060,596	35.9	58.2	Education	\$14,093,932	73.8	73.7
Other Local Funding	\$796,330	4.1	5.1	Operations & Maintenance	\$541,266	2.8	5.9
General State Aid	\$7,497,412	38.2	17.1	Transportation	\$1,208,134	6.3	3.8
Other State Funding	\$2,299,324	11.7	9.5	Debt Service	\$1,012,974	5.3	7.4
Federal Funding	\$1,989,584	10.1	10.1	Tort	\$705,179	3.7	1.2
TOTAL	\$19,643,246			Municipal Retirement/ Social Security	\$690,534	3.6	2.0
				Fire Prevention & Safety	\$849,442	4.4	0.8
				Capital Projects	\$0	0.0	5.1
				TOTAL	\$19,101,461		

OTHER FINANCIAL INDICATORS				
	2009 Equalized Assessed Valuation per Pupil	2009 Total School Tax Rate per \$100	2010-11 Instructional Expenditure per Pupil	2010-11 Operating Expenditure per Pupil
District	\$79,684	4.18	\$4,464	\$8,664
State	**	**	\$6,824	\$11,664

\*\* Due to the way Illinois school districts are configured, state averages for equalized assessed valuation per pupil and total school tax rate per \$100 are not provided.

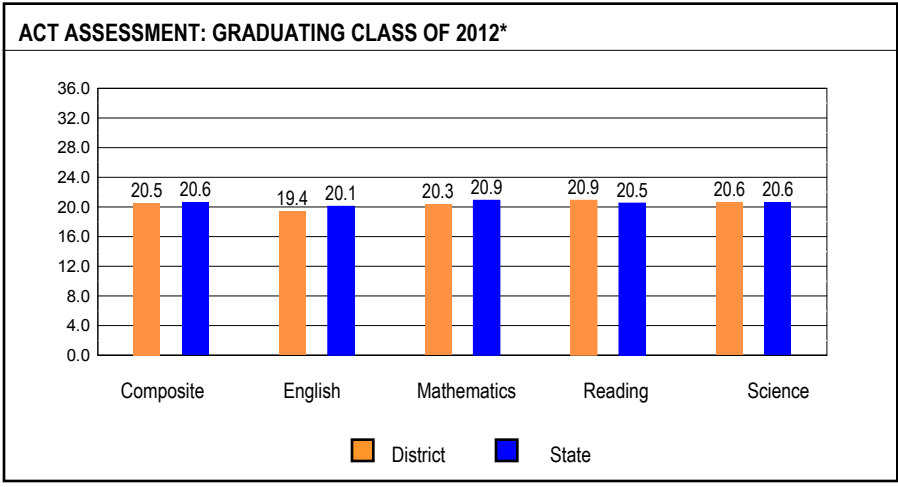
**Equalized assessed valuation** includes all computed property values upon which a district's local tax rate is calculated.

**Total school tax rate** is a district's total tax rate as it appears on local property tax bills.

**Instructional expenditure per pupil** includes the direct costs of teaching pupils or the interaction between teachers and pupils.

**Operating expenditure per pupil** includes the gross operating cost of a school district excluding summer school, adult education, bond principal retired, and capital expenditures.

## ACADEMIC PERFORMANCE



The number and percent of students taking the ACT are no longer reported since virtually every eleventh grade student takes the ACT as part of the PSAE.

\* Includes graduating students' most recent ACT Assessment scores from an ACT national test date or PSAE testing. Excludes the scores of students who took the test with special accommodations. State averages for ACT data are based on regular public schools and do not include private and special purpose schools.

**HIGH SCHOOL 4-YEAR GRADUATION RATE**

	Gender			Race / Ethnicity							LEP	Migrant	Students with Disabilities	Economically Disadvantaged
	All	Male	Female	White	Black	Hispanic	Asian	Native Hawaiian/Pacific Islander	American Indian	Two or More Races				
District	86.2	86.2	86.1	87.0	0.0	75.0							81.0	76.7
State	82.3	79.0	85.8	88.9	68.4	76.0							68.9	72.8

**HIGH SCHOOL 5-YEAR GRADUATION RATE**

	Gender			Race / Ethnicity							LEP	Migrant	Students with Disabilities	Economically Disadvantaged
	All	Male	Female	White	Black	Hispanic	Asian	Native Hawaiian/Pacific Islander	American Indian	Two or More Races				
District	84.2	82.8	85.7	84.1	100.0	75.0	100.0				100.0		66.7	71.4
State	84.0	81.1	87.1	89.3	72.2	78.8	92.8				83.9		72.5	76.7

**2011 NATIONAL ASSESSMENT OF EDUCATIONAL PROGRESS (NAEP)**

NAEP is sponsored by the U.S. Department of Education and administered to students in grade 4, 8, and 12. Only grade 4 and 8 results are required to be reported.

Achievement levels reflect what students should know and be able to do. Based on recommendations from policymakers, educators, and members of the general public, the Governing Board for NAEP sets specific achievement levels for each subject area and grade. To provide a context for interpreting student performance, NAEP results are reported as percentages of students performing below the *Basic* level, at or above the *Basic* and *Proficient* levels, and at the *Advanced* level.

**Basic** denotes partial mastery of prerequisite knowledge and skills that are fundamental for proficient work at a given grade.

**Proficient** represents solid academic performance. Students reaching this level have demonstrated competency over challenging subject matter.

**Advanced** represents superior performance.

The four achievement levels (below basic, basic, proficient, and advanced) are reported as level 1 through level 4, respectively. Please note that only state results are reported.

**Grade 4****Grade 4 - All**

Levels	Reading				Mathematics			
	1	2	3	4	1	2	3	4
	34.7	32.0	24.7	8.6	20.2	41.5	31.4	6.9

**Grade 4 - Racial/Ethnic Background**

Levels	Reading				Mathematics			
	1	2	3	4	1	2	3	4
White	21.8	33.6	32.2	12.3	10.2	38.4	41.6	9.9
Black	57.7	29.9	10.9	1.6	41.8	43.9	12.8	1.5
Hispanic	51.2	30.7	15.7	2.4	29.6	50.5	18.5	1.4
Asian	16.1	31.3	35.5	17.1	5.9	29.4	44.8	19.8
Native Hawaiian/Pacific Islander								
American Indian								

**Grade 4 - Limited-English-Proficient**

Levels	Reading				Mathematics			
	1	2	3	4	1	2	3	4
	77.4	18.1	4.2	0.0	46.4	41.6	11.3	0.8

**Grade 4 - Students with Disabilities**

Levels	Reading				Mathematics			
	1	2	3	4	1	2	3	4
	67.6	19.4	11.0	2.0	43.2	37.6	17.5	1.6

**Grade 4 - Economically Disadvantaged**

Levels	Reading				Mathematics			
	1	2	3	4	1	2	3	4
	52.0	31.6	14.3	2.1	33.1	47.2	18.1	1.5

**Grade 4 - NAEP Participation Rates**

	Reading	Mathematics
Limited English Proficient	92.4	93.5
Students with Disabilities	91.1	86.1

**Grade 8****Grade 8 - All**

Levels	Reading				Mathematics			
	1	2	3	4	1	2	3	4
	23.2	43.0	30.3	3.6	26.9	40.2	24.7	8.1

**Grade 8 - Racial/Ethnic Background**

Levels	Reading				Mathematics			
	1	2	3	4	1	2	3	4
White	15.3	41.2	38.8	4.7	15.7	40.2	32.8	11.2
Black	38.0	46.6	14.4	1.0	51.7	38.4	9.4	0.5
Hispanic	30.6	45.9	21.9	1.6	35.8	45.1	16.4	2.7
Asian	11.3	34.3	43.1	11.3	7.5	24.0	36.8	31.7
Native Hawaiian/Pacific Islander								
American Indian								

**Grade 8 - Limited-English-Proficient**

Levels	Reading				Mathematics			
	1	2	3	4	1	2	3	4
	67.9	29.9	2.2	0.0	69.5	27.0	3.2	0.0

**Grade 8 - Students with Disabilities**

Levels	Reading				Mathematics			
	1	2	3	4	1	2	3	4
	63.6	28.5	7.5	0.0	63.6	26.8	7.8	1.7

**Grade 8 - Economically Disadvantaged**

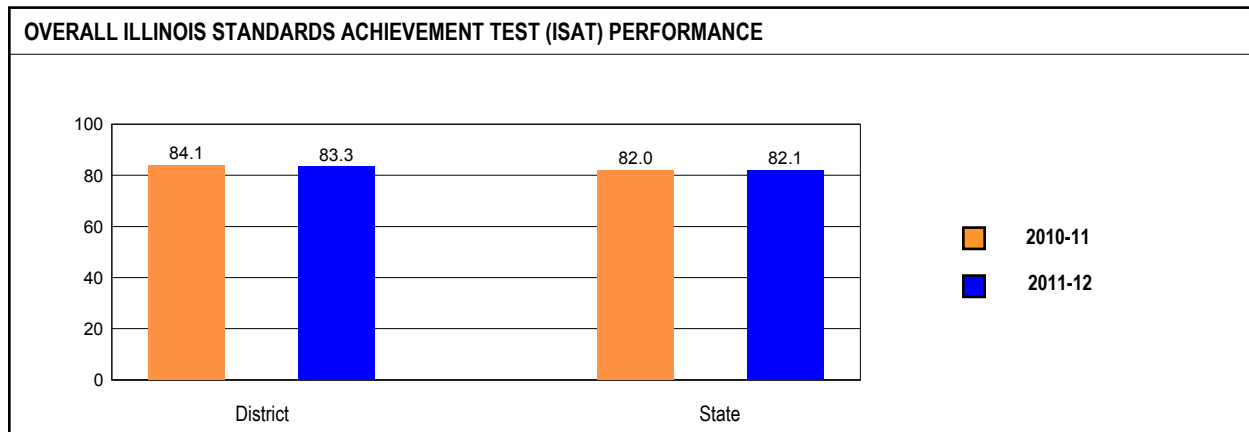
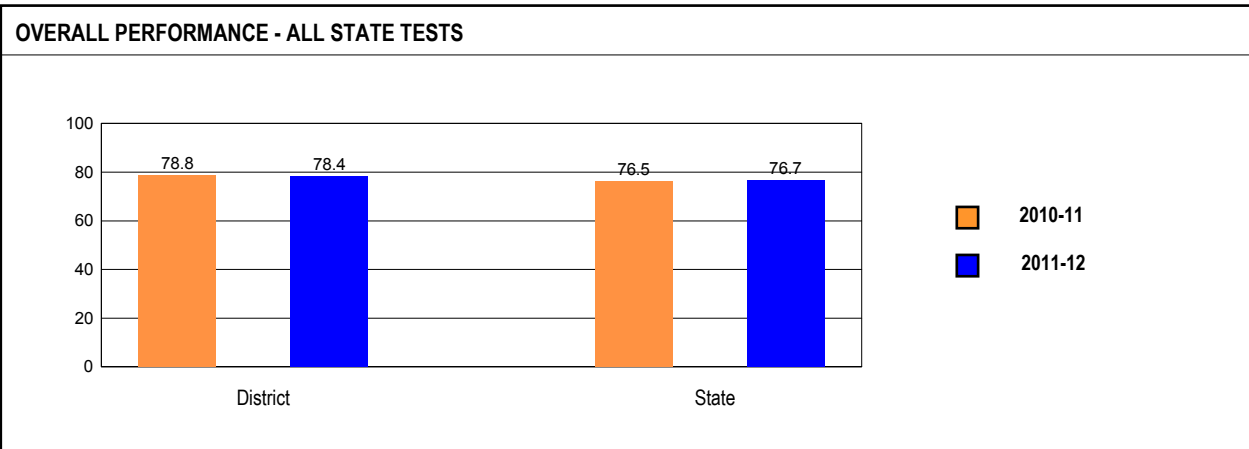
Levels	Reading				Mathematics			
	1	2	3	4	1	2	3	4
	34.4	47.0	17.8	0.9	39.3	43.7	15.0	2.1

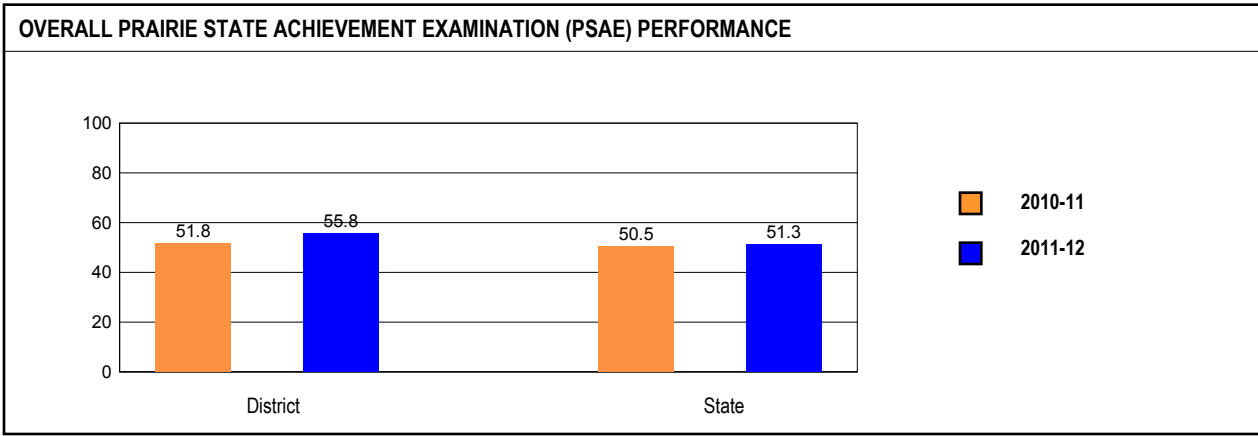
**Grade 8 - NAEP Participation Rates**

	Reading	Mathematics
Limited English Proficient	91.2	89.9
Students with Disabilities	90.2	84.6

**OVERALL STUDENT PERFORMANCE**

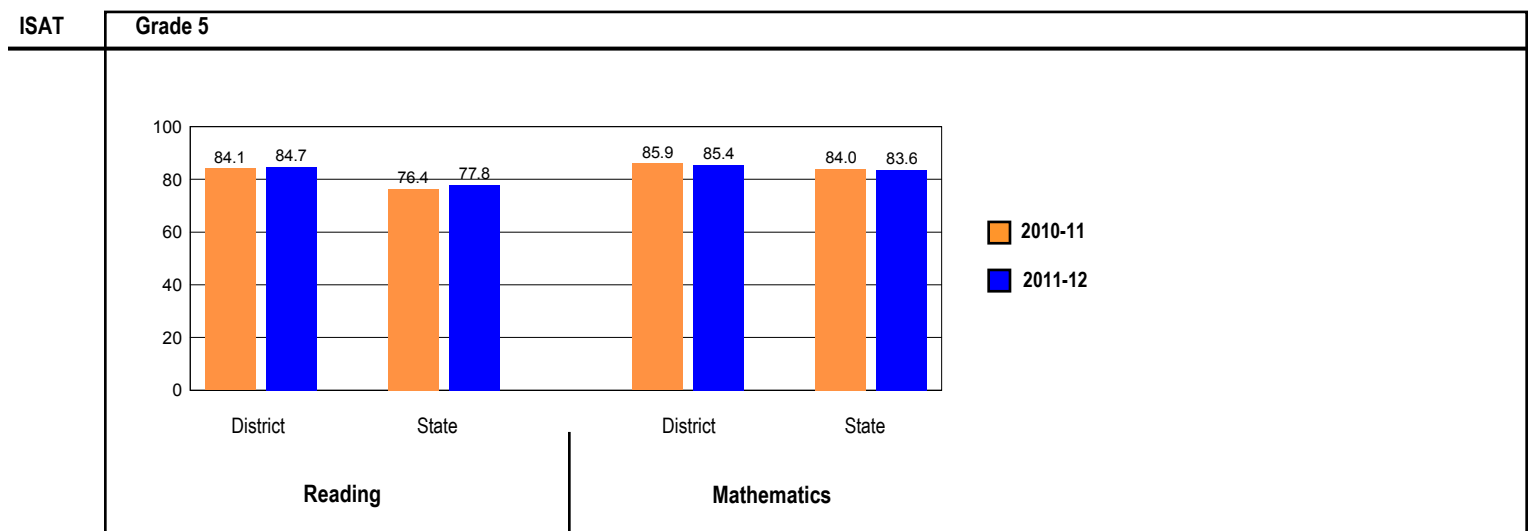
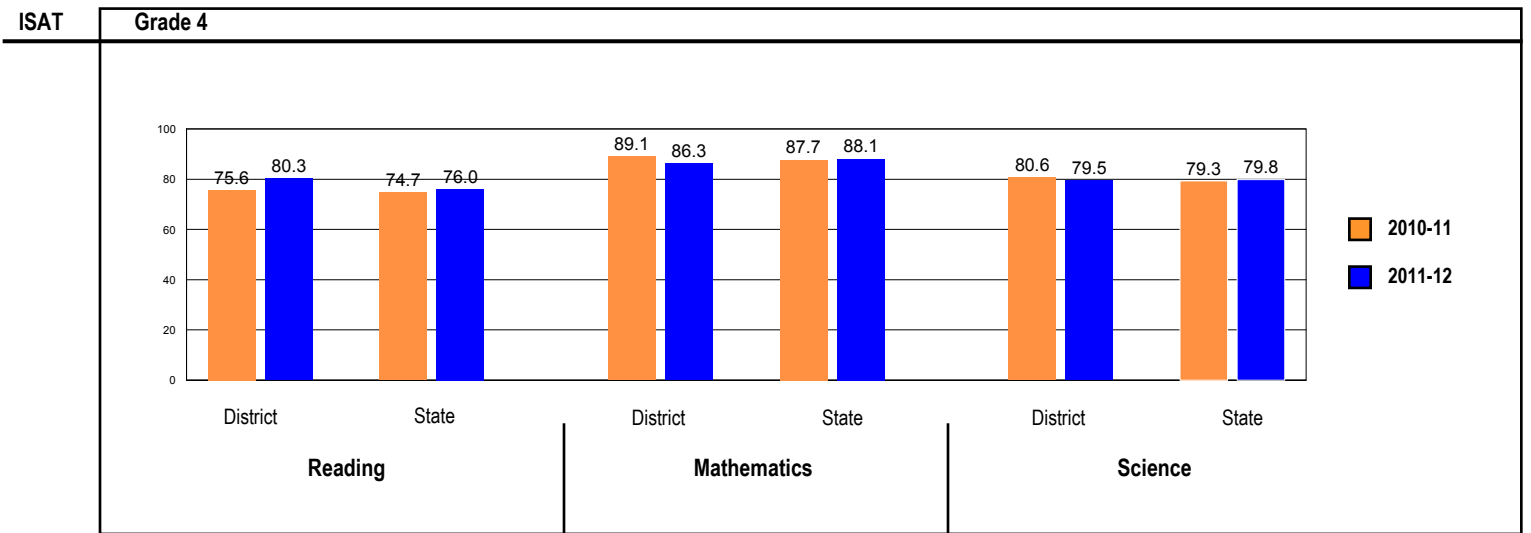
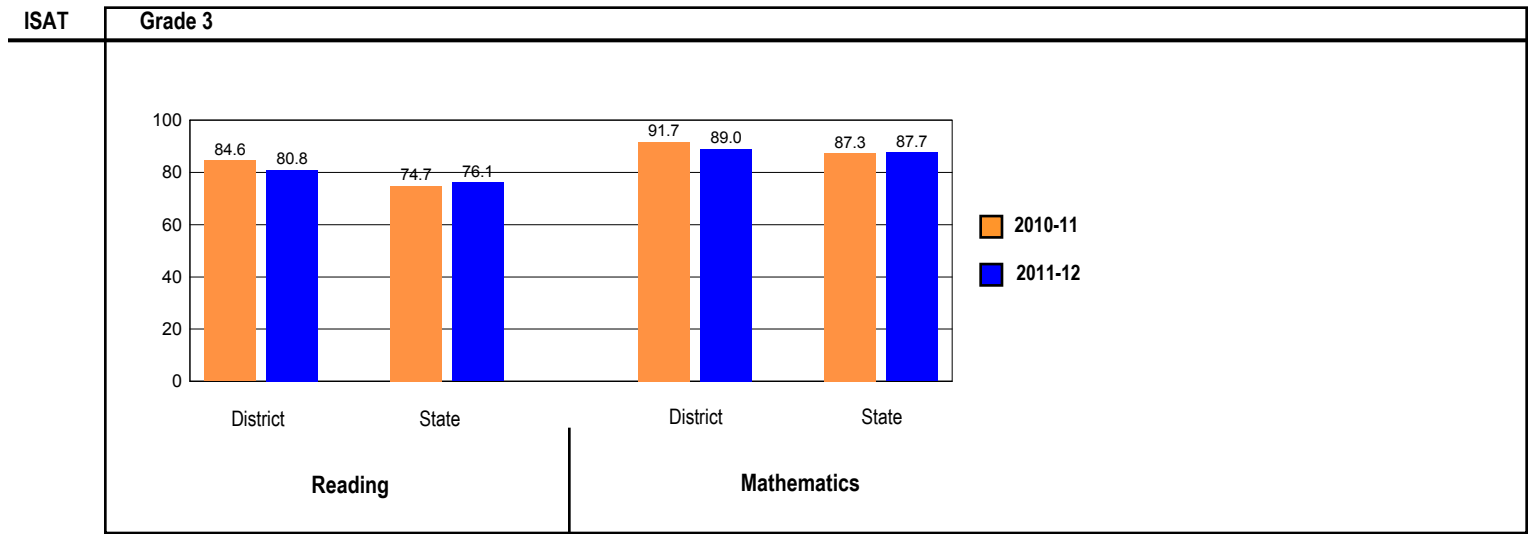
These charts present the overall percentages of state test scores categorized as meeting or exceeding the Illinois Learning Standards for your district and the state. They represent your district's performance in reading, mathematics, and science.

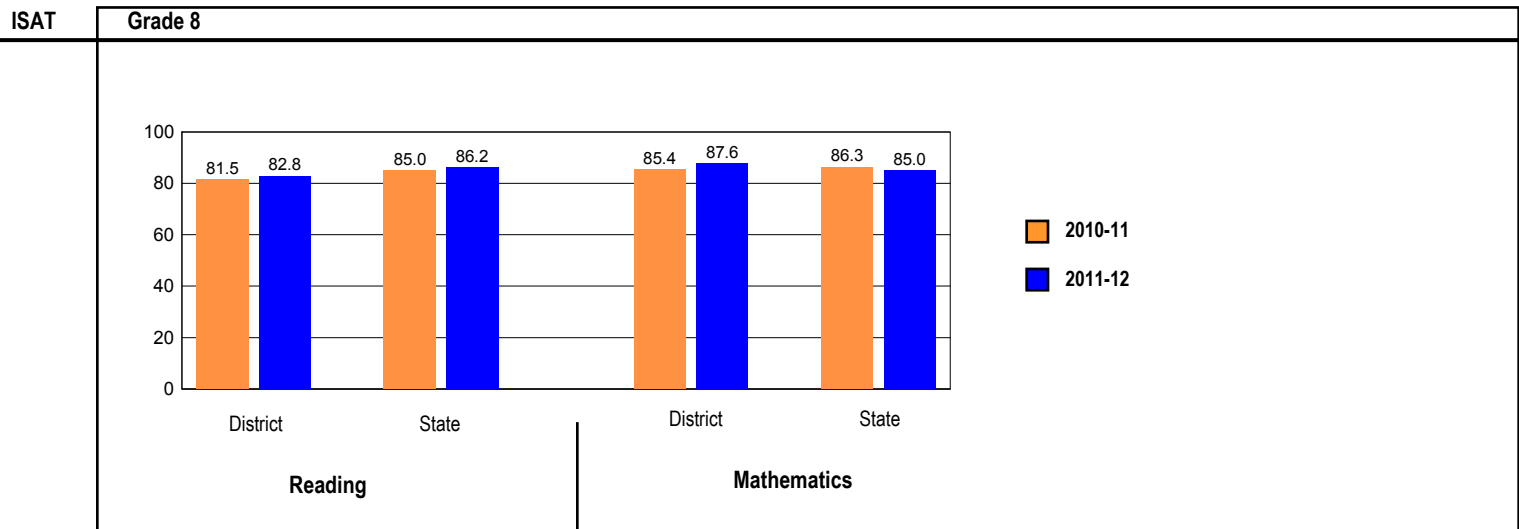
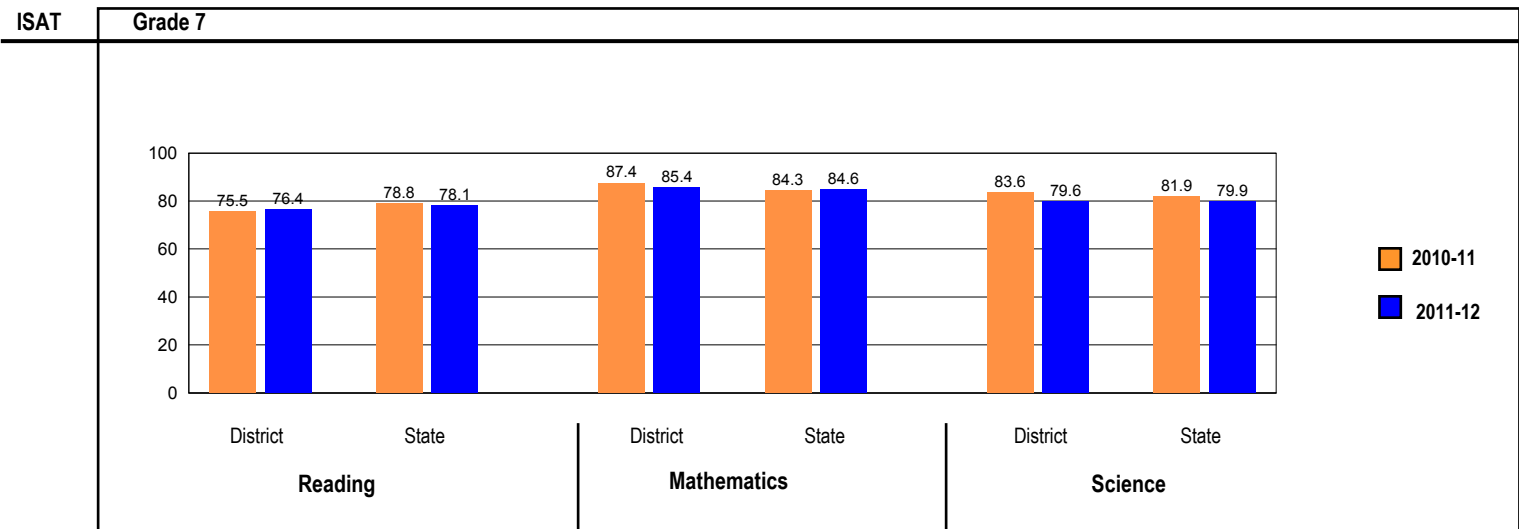
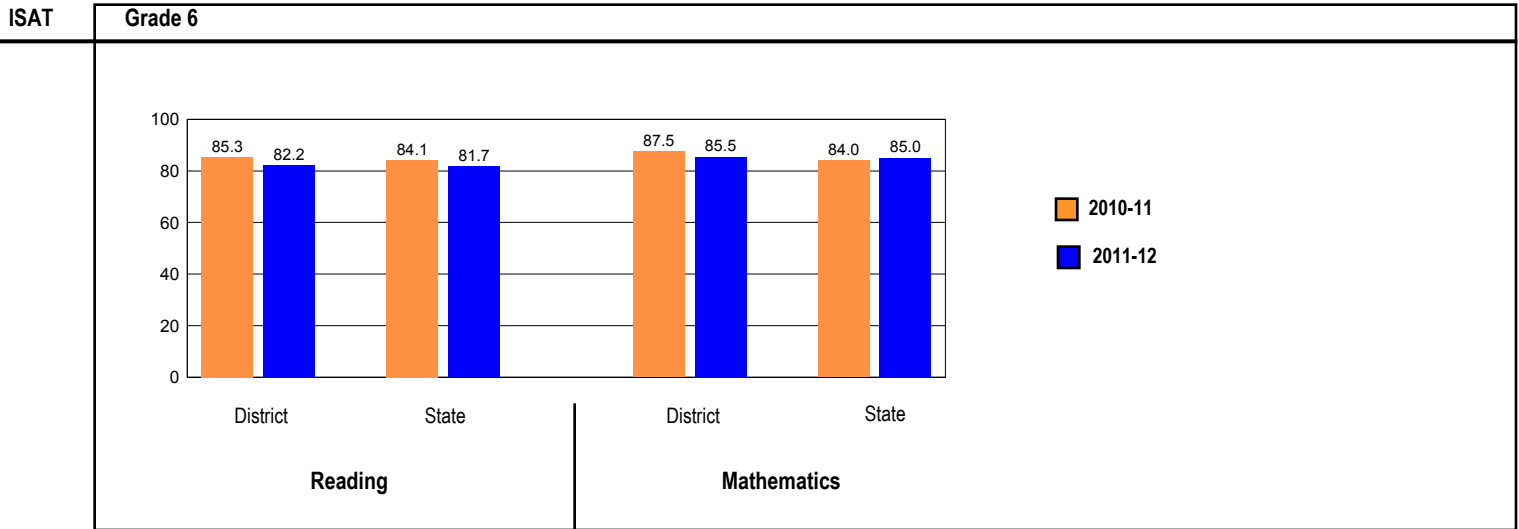




**ISAT PERFORMANCE**

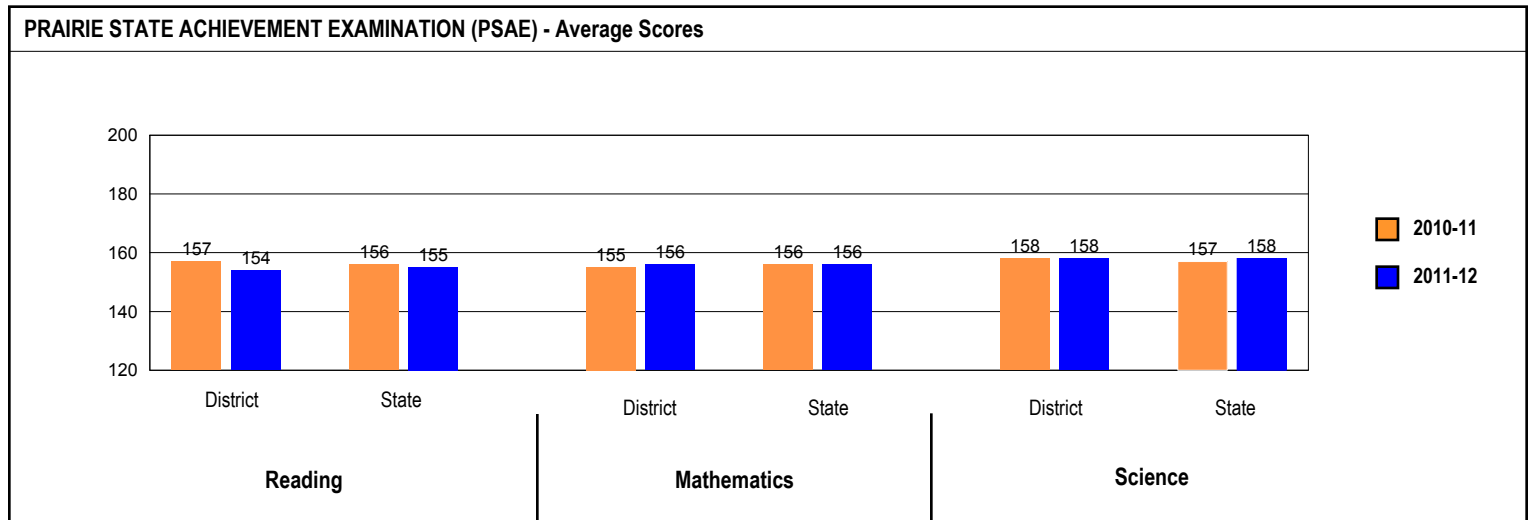
These charts provide information on attainment of the Illinois Learning Standards. They show the percents of student scores meeting or exceeding Standards for the grades and subjects tested on ISAT.



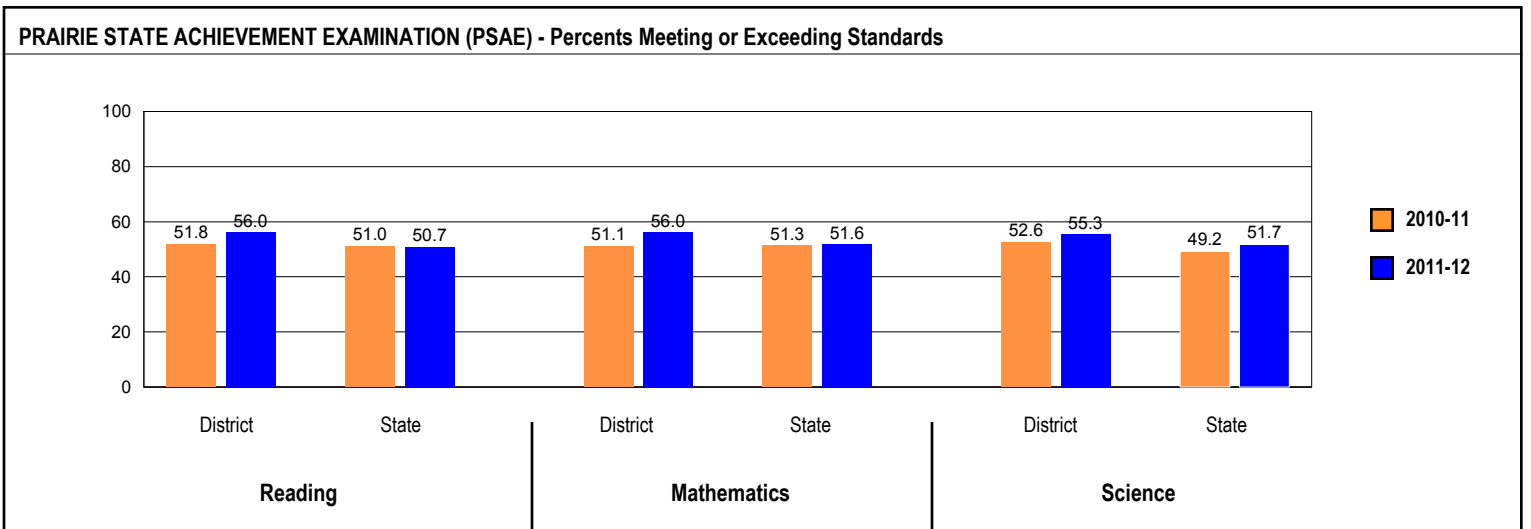


**PSAE PERFORMANCE**

These charts provide information on attainment of the Illinois Learning Standards. They show the average scores and also the percents of student scores meeting or exceeding Standards in reading, mathematics, and science on PSAE.



PSAE scores range from 120 to 200.



Number of students in this District with PSAE scores in 2012: 150

**PERFORMANCE ON STATE ASSESSMENTS**

Federal law requires that student achievement results for reading, mathematics, and science for schools providing Title I services be reported to the general public.

The Illinois Standards Achievement Test (ISAT) is administered to students in grades 3 through 8. The Prairie State Achievement Examination (PSAE) is administered to students in grade 11. The Illinois Alternate Assessment (IAA) is administered to students with disabilities whose Individualized Education Programs (IEPs) indicate that participation in the ISAT or PSAE would not be appropriate.

Students with disabilities have an IEP (No Child Left Behind Act). An IEP is a written plan for a child with a disability who is eligible to receive special education services under the Individuals with Disabilities Education Act.

Reading and Mathematics are tested in grades 3 through 8, and 11. Science is tested in grades 4, 7, and 11.

In order to protect students' identities, test data for groups of fewer than ten students are not reported.

PERCENTAGE OF STUDENTS NOT TESTED IN STATE TESTING PROGRAMS FOR READING															
		Gender			Racial/Ethnic Background							LEP	Migrant	Students with Disabilities	Economically Disadvantaged
		All	Male	Female	White	Black	Hispanic	Asian	Native Hawaiian /Pacific Islander	American Indian	Two or More Races				
District	*Enrollment	1,088	553	535	1,039	3	17	10	0	1	18	0	0	116	564
	Reading	0.1	0.2	0.0	0.1		0.0	0.0			0.0			0.0	0.2
State	*Enrollment	1,072,304	548,690	523,352	547,900	192,977	251,440	45,188	977	3,177	29,968	75,031	261	146,113	531,157
	Reading	0.4	0.5	0.3	0.3	0.7	0.4	0.3	0.6	0.6	0.4	0.6	2.3	0.9	0.5

\* Enrollment as reported during the testing windows for grades 3-8 and 11.

Number of LEP Students who have attended schools in the U.S. for less than 12 months and are not assessed on the State's reading/language arts test: 0

PERCENTAGE OF STUDENTS NOT TESTED IN STATE TESTING PROGRAMS FOR MATHEMATICS															
		Gender			Racial/Ethnic Background							LEP	Migrant	Students with Disabilities	Economically Disadvantaged
		All	Male	Female	White	Black	Hispanic	Asian	Native Hawaiian /Pacific Islander	American Indian	Two or More Races				
District	*Enrollment	1,088	553	535	1,039	3	17	10	0	1	18	0	0	116	564
	Mathematics	0.1	0.2	0.0	0.1		0.0	0.0			0.0			0.0	0.2
State	*Enrollment	1,073,764	549,462	524,040	548,234	193,064	252,013	45,638	983	3,180	29,975	76,502	271	146,133	532,214
	Mathematics	0.4	0.4	0.3	0.3	0.7	0.4	0.2	0.5	0.5	0.4	0.3	1.1	0.9	0.5

\* Enrollment as reported during the testing windows for grades 3-8 and 11.

PERCENTAGE OF STUDENTS NOT TESTED IN STATE TESTING PROGRAMS FOR SCIENCE															
		Gender			Racial/Ethnic Background							LEP	Migrant	Students with Disabilities	Economically Disadvantaged
		All	Male	Female	White	Black	Hispanic	Asian	Native Hawaiian/Pacific Islander	American Indian	Two or More Races				
District	*Enrollment	447	226	221	427	3	6	3	0	1	7	0	0	45	213
	Science	0.2	0.4	0.0	0.2									0.0	0.5
State	*Enrollment	456,721	232,992	223,651	237,912	81,780	103,594	19,211	393	1,359	12,254	25,859	107	61,941	217,988
	Science	0.7	0.8	0.6	0.5	1.4	0.7	0.3	1.0	0.9	0.7	0.8	0.9	1.6	1.0

\* Enrollment as reported during the testing windows for grades 4, 7, and 11.

### ILLINOIS STANDARDS ACHIEVEMENT TEST (ISAT)

The following tables show the percentages of student scores in each of four performance levels. These levels were established with the help of Illinois educators who teach the grade levels and learning areas tested. Due to rounding, the sum of the percentages in the four performance levels may not always equal 100.

- Level 1 -- Academic Warning - Student work demonstrates limited knowledge and skills in the subject. Because of major gaps in learning, students apply knowledge and skills ineffectively.
- Level 2 -- Below Standards - Student work demonstrates basic knowledge and skills in the subject. However, because of gaps in learning, students apply knowledge and skills in limited ways.
- Level 3 -- Meets Standards - Student work demonstrates proficient knowledge and skills in the subject. Students effectively apply knowledge and skills to solve problems.
- Level 4 -- Exceeds Standards - Student work demonstrates advanced knowledge and skills in the subject. Students creatively apply knowledge and skills to solve problems and evaluate the results.

## Grade 3

### Grade 3 - All

Levels	Reading				Mathematics			
	1	2	3	4	1	2	3	4
District	2.2	17.0	51.1	29.7	2.7	8.2	51.6	37.4
State	5.2	18.7	46.1	29.9	2.9	9.3	45.2	42.5

### Grade 3 - Gender

Levels	Reading				Mathematics				
	1	2	3	4	1	2	3	4	
Male	District	3.0	15.2	51.5	30.3	3.0	6.1	50.5	40.4
	State	6.4	20.8	46.1	26.7	3.2	9.3	44.0	43.5
Female	District	1.2	19.3	50.6	28.9	2.4	10.8	53.0	33.7
	State	3.9	16.6	46.2	33.3	2.6	9.4	46.6	41.4

**Grade 3 - Racial/Ethnic Background**

Levels		Reading				Mathematics			
		1	2	3	4	1	2	3	4
White	District	1.8	17.0	50.3	31.0	2.9	8.2	50.9	38.0
	State	2.5	11.7	45.9	39.9	1.1	4.6	39.2	55.0
Black	District								
	State	9.3	28.3	46.9	15.4	7.1	17.9	53.8	21.2
Hispanic	District								
	State	8.3	28.0	47.6	16.1	3.8	13.8	54.7	27.7
Asian	District								
	State	2.0	7.4	36.7	53.9	1.0	3.0	25.1	70.8
Native Hawaiian/Pacific Islander	District								
	State	3.4	7.4	45.9	43.2	2.0	3.4	37.8	56.8
American Indian	District								
	State	3.9	24.8	45.1	26.2	2.0	12.3	51.0	34.8
Two or More Races	District								
	State	3.7	15.0	46.7	34.6	2.0	7.9	44.0	46.1

**Grade 3 - Students with Disabilities**

Levels		Reading				Mathematics			
		1	2	3	4	1	2	3	4
IEP	District	10.0	30.0	55.0	5.0	5.0	10.0	75.0	10.0
	State	21.1	37.1	31.6	10.3	9.9	21.0	48.6	20.5
Non-IEP	District	1.2	15.4	50.6	32.7	2.5	8.0	48.8	40.7
	State	3.0	16.2	48.2	32.7	1.9	7.7	44.8	45.6

**Grade 3 - Economically Disadvantaged**

Levels		Reading				Mathematics			
		1	2	3	4	1	2	3	4
Free/Reduced Price Lunch	District	2.9	25.5	54.9	16.7	2.9	12.7	60.8	23.5
	State	8.3	27.4	48.5	15.9	4.7	14.5	54.3	26.4
Not Eligible	District	1.3	6.3	46.3	46.3	2.5	2.5	40.0	55.0
	State	1.7	9.1	43.5	45.7	0.9	3.5	35.1	60.5

**Grade 4**

**Grade 4 - All**

Levels		Reading				Mathematics				Science			
		1	2	3	4	1	2	3	4	1	2	3	4
District		0.7	19.0	57.1	23.1	0.0	13.7	61.0	25.3	0.0	20.5	64.4	15.1
	State	1.0	23.0	47.1	28.9	1.2	10.7	57.1	31.0	2.6	17.6	59.7	20.1

**Grade 4 - Gender**

Levels		Reading				Mathematics				Science			
		1	2	3	4	1	2	3	4	1	2	3	4
Male	District	1.3	22.7	60.0	16.0	0.0	16.2	62.2	21.6	0.0	20.3	62.2	17.6
	State	1.3	26.7	46.8	25.2	1.5	11.4	56.0	31.1	2.9	17.4	57.4	22.3
Female	District	0.0	15.3	54.2	30.6	0.0	11.1	59.7	29.2	0.0	20.8	66.7	12.5
	State	0.6	19.2	47.4	32.8	0.9	9.9	58.4	30.8	2.3	17.9	62.0	17.8

**Grade 4 - Racial/Ethnic Background**

Levels	Reading				Mathematics				Science				
	1	2	3	4	1	2	3	4	1	2	3	4	
White	District	0.7	19.0	57.7	22.5	0.0	13.5	61.7	24.8	0.0	20.6	63.8	15.6
	State	0.5	14.3	46.9	38.3	0.6	6.0	53.6	39.8	1.0	9.6	61.2	28.2
Black	District												
	State	2.0	39.0	45.6	13.5	3.0	20.9	61.8	14.3	6.1	33.8	54.1	6.0
Hispanic	District												
	State	1.3	32.3	50.0	16.4	1.4	14.5	64.7	19.4	3.8	24.6	61.8	9.9
Asian	District												
	State	0.4	9.1	38.2	52.3	0.6	3.3	35.9	60.2	1.4	7.3	52.6	38.7
Native Hawaiian/Pacific Islander	District												
	State	0.8	14.4	48.8	36.0	0.0	6.3	50.0	43.8	0.8	13.4	58.3	27.6
American Indian	District												
	State	1.0	25.5	51.6	22.0	1.4	10.5	64.2	23.9	3.3	21.5	60.4	14.8
Two or More Races	District												
	State	0.6	19.4	46.7	33.3	0.8	9.1	55.8	34.3	1.9	15.1	58.6	24.4

**Grade 4 - Students with Disabilities**

Levels	Reading				Mathematics				Science				
	1	2	3	4	1	2	3	4	1	2	3	4	
IEP	District	5.6	44.4	44.4	5.6	0.0	33.3	50.0	16.7	0.0	33.3	55.6	11.1
	State	5.3	55.8	30.7	8.2	6.1	29.7	53.2	11.0	7.7	34.4	49.9	8.1
Non-IEP	District	0.0	15.5	58.9	25.6	0.0	10.9	62.5	26.6	0.0	18.8	65.6	15.6
	State	0.3	18.2	49.5	32.0	0.5	7.9	57.7	33.9	1.9	15.2	61.1	21.8

**Grade 4 - Economically Disadvantaged**

Levels	Reading				Mathematics				Science				
	1	2	3	4	1	2	3	4	1	2	3	4	
Free/Reduced Price Lunch	District	1.1	23.6	60.7	14.6	0.0	19.3	62.5	18.2	0.0	28.4	59.1	12.5
	State	1.6	34.2	49.0	15.2	2.0	16.5	64.2	17.4	4.3	26.7	59.7	9.4
Not Eligible	District	0.0	12.1	51.7	36.2	0.0	5.2	58.6	36.2	0.0	8.6	72.4	19.0
	State	0.3	10.9	45.1	43.7	0.4	4.5	49.5	45.6	0.8	7.9	59.7	31.6

**Grade 5**

**Grade 5 - All**

Levels	Reading				Mathematics			
	1	2	3	4	1	2	3	4
District								
	0.6	14.6	48.4	36.3	0.0	14.6	67.5	17.8
State								
	0.2	22.0	47.2	30.6	0.6	15.7	65.9	17.7

**Grade 5 - Gender**

Levels	Reading				Mathematics				
	1	2	3	4	1	2	3	4	
Male	District	1.4	15.3	51.4	31.9	0.0	15.3	63.9	20.8
	State	0.2	25.5	47.4	26.9	0.8	16.8	64.3	18.1
Female	District	0.0	14.1	45.9	40.0	0.0	14.1	70.6	15.3
	State	0.1	18.4	47.0	34.5	0.5	14.6	67.6	17.2

**Grade 5 - Racial/Ethnic Background**

Levels	Reading				Mathematics				
	1	2	3	4	1	2	3	4	
White	District	0.7	14.6	49.0	35.8	0.0	14.6	68.9	16.6
	State	0.1	12.7	46.3	41.0	0.3	9.1	66.6	24.0
Black	District								
	State	0.4	38.1	48.0	13.5	1.5	30.3	63.1	5.1
Hispanic	District								
	State	0.2	32.5	49.8	17.5	0.8	21.0	69.6	8.6
Asian	District								
	State	0.1	9.2	39.1	51.7	0.3	5.3	49.5	44.9
Native Hawaiian/Pacific Islander	District								
	State	0.0	12.6	50.5	36.9	0.0	9.1	69.1	21.8
American Indian	District								
	State	0.2	26.3	53.8	19.6	0.5	20.6	67.2	11.7
Two or More Races	District								
	State	0.2	16.5	46.9	36.4	0.5	13.1	64.9	21.4

**Grade 5 - Students with Disabilities**

Levels	Reading				Mathematics				
	1	2	3	4	1	2	3	4	
IEP	District	5.3	42.1	36.8	15.8	0.0	52.6	36.8	10.5
	State	0.9	60.2	31.5	7.3	3.2	42.7	49.4	4.7
Non-IEP	District	0.0	10.9	50.0	39.1	0.0	9.4	71.7	18.8
	State	0.1	16.5	49.5	34.0	0.3	11.8	68.3	19.6

**Grade 5 - Economically Disadvantaged**

Levels	Reading				Mathematics				
	1	2	3	4	1	2	3	4	
Free/Reduced Price Lunch	District	1.1	19.5	55.2	24.1	0.0	17.2	74.7	8.0
	State	0.3	33.5	49.7	16.5	1.0	24.0	67.6	7.4
Not Eligible	District	0.0	8.6	40.0	51.4	0.0	11.4	58.6	30.0
	State	0.1	10.0	44.5	45.5	0.2	7.1	64.2	28.4

**Grade 6****Grade 6 - All**

Levels	Reading				Mathematics				
	1	2	3	4	1	2	3	4	
District		0.0	17.8	61.2	21.1	0.0	14.5	59.9	25.7
	State	0.2	18.1	56.5	25.2	0.4	14.6	58.9	26.0

**Grade 6 - Gender**

Levels	Reading				Mathematics				
	1	2	3	4	1	2	3	4	
Male	District	0.0	17.9	59.0	23.1	0.0	14.1	66.7	19.2
	State	0.3	21.2	55.3	23.1	0.5	15.8	56.8	26.9
Female	District	0.0	17.6	63.5	18.9	0.0	14.9	52.7	32.4
	State	0.1	14.8	57.8	27.3	0.3	13.4	61.2	25.1

**Grade 6 - Racial/Ethnic Background**

Levels	Reading				Mathematics				
	1	2	3	4	1	2	3	4	
White	District	0.0	17.5	60.8	21.7	0.0	14.0	60.8	25.2
	State	0.1	10.9	55.2	33.7	0.2	8.3	57.2	34.4
Black	District								
	State	0.4	32.3	57.3	10.0	1.0	28.0	61.3	9.7
Hispanic	District								
	State	0.2	24.8	61.0	13.9	0.5	19.7	64.8	15.0
Asian	District								
	State	0.1	6.6	45.3	48.0	0.1	4.8	38.6	56.5
Native Hawaiian/Pacific Islander	District								
	State	0.0	9.6	57.4	33.1	0.0	7.3	56.9	35.8
American Indian	District								
	State	0.2	23.4	55.6	20.8	0.8	19.0	59.1	21.2
Two or More Races	District								
	State	0.3	14.6	54.3	30.8	0.3	13.1	57.5	29.1

**Grade 6 - Students with Disabilities**

Levels	Reading				Mathematics				
	1	2	3	4	1	2	3	4	
IEP	District	0.0	61.1	38.9	0.0	0.0	61.1	38.9	0.0
	State	1.2	56.2	37.4	5.2	2.3	45.3	46.6	5.9
Non-IEP	District	0.0	11.9	64.2	23.9	0.0	8.2	62.7	29.1
	State	0.1	12.6	59.3	28.1	0.1	10.2	60.7	28.9

**Grade 6 - Economically Disadvantaged**

Levels	Reading				Mathematics				
	1	2	3	4	1	2	3	4	
Free/Reduced Price Lunch	District	0.0	26.7	62.8	10.5	0.0	22.1	60.5	17.4
	State	0.3	27.7	59.7	12.3	0.7	22.5	63.8	13.0
Not Eligible	District	0.0	6.1	59.1	34.8	0.0	4.5	59.1	36.4
	State	0.1	8.1	53.3	38.5	0.1	6.5	53.9	39.5

**Grade 7**

**Grade 7 - All**

Levels	Reading				Mathematics				Science			
	1	2	3	4	1	2	3	4	1	2	3	4
District	0.7	22.9	61.1	15.3	0.7	13.9	57.6	27.8	13.4	7.0	58.5	21.1
	0.4	21.5	58.0	20.1	1.4	14.0	53.5	31.1	8.6	11.6	54.6	25.3

**Grade 7 - Gender**

Levels	Reading				Mathematics				Science				
	1	2	3	4	1	2	3	4	1	2	3	4	
Male	District	1.5	32.4	52.9	13.2	1.5	20.6	51.5	26.5	16.4	7.5	53.7	22.4
	State	0.6	25.0	56.9	17.5	1.8	15.6	51.6	31.0	10.0	11.7	51.3	26.9
Female	District	0.0	14.5	68.4	17.1	0.0	7.9	63.2	28.9	10.7	6.7	62.7	20.0
	State	0.2	17.8	59.3	22.7	1.0	12.3	55.6	31.1	7.0	11.4	58.1	23.5

**Grade 7 - Racial/Ethnic Background**

Levels	Reading				Mathematics				Science				
	1	2	3	4	1	2	3	4	1	2	3	4	
White	District	0.7	23.2	60.9	15.2	0.7	14.5	58.0	26.8	13.2	7.4	58.1	21.3
	State	0.2	13.9	58.9	27.0	0.8	9.0	50.8	39.4	4.4	7.1	53.1	35.5
Black	District												
	State	0.9	36.6	54.6	7.9	2.9	25.9	57.1	14.1	17.4	20.4	54.5	7.7
Hispanic	District												
	State	0.5	29.2	59.7	10.7	1.6	17.9	60.7	19.8	12.1	16.1	59.7	12.1
Asian	District												
	State	0.2	8.5	53.6	37.7	0.7	3.6	32.0	63.8	3.3	4.6	47.0	45.1
Native Hawaiian/Pacific Islander	District												
	State	0.0	17.1	57.7	25.2	0.9	4.5	55.4	39.3	8.0	6.3	59.8	25.9
American Indian	District												
	State	0.0	23.6	60.1	16.2	1.5	16.2	56.0	26.3	9.1	12.7	58.1	20.1
Two or More Races	District												
	State	0.2	18.4	57.4	24.0	1.2	12.6	52.3	33.9	7.1	10.5	51.6	30.8

**Grade 7 - Students with Disabilities**

Levels	Reading				Mathematics				Science				
	1	2	3	4	1	2	3	4	1	2	3	4	
IEP	District	9.1	81.8	9.1	0.0	9.1	81.8	9.1	0.0	81.8	0.0	18.2	0.0
	State	2.4	61.0	33.3	3.3	7.7	44.0	42.2	6.1	28.6	24.5	40.8	6.1
Non-IEP	District	0.0	18.0	65.4	16.5	0.0	8.3	61.7	30.1	7.6	7.6	61.8	22.9
	State	0.1	15.8	61.6	22.5	0.5	9.7	55.2	34.7	5.7	9.7	56.6	28.0

**Grade 7 - Economically Disadvantaged**

Levels	Reading				Mathematics				Science				
	1	2	3	4	1	2	3	4	1	2	3	4	
Free/Reduced Price Lunch	District	1.5	28.4	65.7	4.5	1.5	22.4	59.7	16.4	23.1	9.2	55.4	12.3
	State	0.7	32.2	57.8	9.4	2.2	21.3	59.2	17.2	13.7	17.3	57.4	11.6
Not Eligible	District	0.0	18.2	57.1	24.7	0.0	6.5	55.8	37.7	5.2	5.2	61.0	28.6
	State	0.1	11.1	58.3	30.5	0.6	6.8	47.9	44.6	3.5	6.0	51.9	38.6

**Grade 8**

**Grade 8 - All**

Levels	Reading				Mathematics			
	1	2	3	4	1	2	3	4
District								
	0.7	16.6	73.8	9.0	1.4	11.0	50.3	37.2
State								
	0.1	13.6	76.1	10.1	0.3	14.7	52.4	32.6

**Grade 8 - Gender**

Levels	Reading				Mathematics				
	1	2	3	4	1	2	3	4	
Male	District	1.4	28.4	63.5	6.8	2.7	17.6	54.1	25.7
	State	0.2	17.2	74.3	8.3	0.4	16.8	50.1	32.7
Female	District	0.0	4.2	84.5	11.3	0.0	4.2	46.5	49.3
	State	0.1	10.0	78.0	12.0	0.2	12.5	54.7	32.5

**Grade 8 - Racial/Ethnic Background**

Levels	Reading				Mathematics				
	1	2	3	4	1	2	3	4	
White	District	0.7	16.8	73.4	9.1	1.4	11.2	50.3	37.1
	State	0.1	9.1	77.0	13.8	0.2	9.4	48.8	41.5
Black	District								
	State	0.3	23.6	73.3	2.8	0.7	27.6	58.1	13.7
Hispanic	District								
	State	0.1	17.3	77.6	4.9	0.3	18.1	59.7	21.9
Asian	District								
	State	0.0	5.2	70.1	24.7	0.1	4.7	32.0	63.2
Native Hawaiian/Pacific Islander	District								
	State	0.0	9.6	78.1	12.4	0.6	7.3	50.0	42.1
American Indian	District								
	State	0.2	19.0	73.4	7.4	1.1	21.0	53.2	24.8
Two or More Races	District								
	State	0.1	13.5	74.5	11.9	0.3	14.9	51.0	33.9

**Grade 8 - Students with Disabilities**

Levels	Reading				Mathematics				
	1	2	3	4	1	2	3	4	
IEP	District	0.0	90.0	10.0	0.0	10.0	30.0	50.0	10.0
	State	0.9	50.8	47.2	1.1	2.0	50.6	41.6	5.9
Non-IEP	District	0.7	11.1	78.5	9.6	0.7	9.6	50.4	39.3
	State	0.0	8.3	80.3	11.4	0.1	9.6	53.9	36.4

**Grade 8 - Economically Disadvantaged**

Levels	Reading				Mathematics				
	1	2	3	4	1	2	3	4	
Free/Reduced Price Lunch	District	0.0	27.4	69.9	2.7	2.7	16.4	60.3	20.5
	State	0.2	20.8	75.1	3.9	0.5	22.5	59.0	18.1
Not Eligible	District	1.4	5.6	77.8	15.3	0.0	5.6	40.3	54.2
	State	0.1	7.0	77.0	15.9	0.2	7.5	46.2	46.2

**PRAIRIE STATE ACHIEVEMENT EXAMINATION (PSAE)**

The following tables show the percentages of student scores in each of four performance levels. These levels were established with the help of Illinois educators who teach the grade levels and learning areas tested. Due to rounding, the sum of the percentages in the four performance levels may not always equal 100.

Level 1 -- Academic Warning - Student work demonstrates limited knowledge and skills in the subject. Because of major gaps in learning, students apply knowledge and skills ineffectively.

Level 2 -- Below Standards - Student work demonstrates basic knowledge and skills in the subject. However, because of gaps in learning, students apply knowledge and skills in limited ways.

Level 3 -- Meets Standards - Student work demonstrates proficient knowledge and skills in the subject. Students effectively apply knowledge and skills to solve problems.

Level 4 -- Exceeds Standards - Student work demonstrates advanced knowledge and skills in the subject. Students creatively apply knowledge and skills to solve problems and evaluate the results.

**Grade 11**

**Grade 11 - All**

Levels	Reading				Mathematics				Science			
	1	2	3	4	1	2	3	4	1	2	3	4
District	10.7	33.3	51.3	4.7	8.7	35.3	52.0	4.0	9.3	35.3	48.0	7.3
State	9.9	39.4	41.6	9.0	10.7	37.7	42.2	9.4	8.8	39.6	41.1	10.6

**Grade 11 - Gender**

Levels	Reading				Mathematics				Science				
	1	2	3	4	1	2	3	4	1	2	3	4	
Male	District	14.1	35.9	47.4	2.6	11.5	34.6	47.4	6.4	10.3	37.2	42.3	10.3
	State	12.2	40.1	39.7	8.0	11.2	35.4	42.2	11.2	9.0	36.2	41.5	13.3
Female	District	6.9	30.6	55.6	6.9	5.6	36.1	56.9	1.4	8.3	33.3	54.2	4.2
	State	7.6	38.8	43.6	10.0	10.2	40.0	42.3	7.5	8.5	42.9	40.7	7.9

**Grade 11 - Racial/Ethnic Background**

Levels	Reading				Mathematics				Science				
	1	2	3	4	1	2	3	4	1	2	3	4	
White	District	10.6	30.5	53.9	5.0	7.8	33.3	54.6	4.3	8.5	33.3	50.4	7.8
	State	5.7	30.6	50.8	12.9	5.6	29.8	51.7	12.9	4.3	29.2	51.3	15.2
Black	District												
	State	19.1	56.6	22.8	1.5	25.4	53.8	20.1	0.8	20.6	60.0	18.4	1.0
Hispanic	District												
	State	14.7	51.9	30.6	2.8	13.9	49.9	33.6	2.6	12.1	54.6	30.4	2.9
Asian	District												
	State	6.5	27.3	49.0	17.1	4.0	18.5	48.7	28.8	4.6	22.5	49.2	23.7
Native Hawaiian/Pacific Islander	District												
	State	8.5	42.3	37.3	12.0	9.9	34.5	47.2	8.5	9.2	39.4	43.0	8.5
American Indian	District												
	State	10.6	43.4	40.1	5.9	10.4	41.3	43.6	4.7	9.0	48.3	36.6	6.1
Two or More Races	District												
	State	7.2	37.1	44.4	11.3	8.7	37.2	43.1	11.0	7.2	36.7	43.2	12.9

**Grade 11 - Students with Disabilities**

Levels	Reading				Mathematics				Science				
	1	2	3	4	1	2	3	4	1	2	3	4	
IEP	District	72.7	27.3	0.0	0.0	72.7	27.3	0.0	0.0	72.7	27.3	0.0	0.0
	State	41.0	42.7	14.4	2.0	45.7	41.1	11.9	1.3	36.9	48.2	12.6	2.3
Non-IEP	District	5.8	33.8	55.4	5.0	3.6	36.0	56.1	4.3	4.3	36.0	51.8	7.9
	State	5.9	39.0	45.1	9.9	6.2	37.3	46.1	10.4	5.2	38.5	44.7	11.6

**Grade 11 - Economically Disadvantaged**

Levels	Reading				Mathematics				Science				
	1	2	3	4	1	2	3	4	1	2	3	4	
Free/Reduced Price Lunch	District	13.7	51.0	31.4	3.9	11.8	47.1	41.2	0.0	9.8	45.1	45.1	0.0
	State	16.9	52.3	28.4	2.3	18.7	51.1	28.4	1.9	15.8	55.5	26.5	2.3
Not Eligible	District	9.1	24.2	61.6	5.1	7.1	29.3	57.6	6.1	9.1	30.3	49.5	11.1
	State	5.1	30.6	50.7	13.6	5.2	28.6	51.7	14.5	4.0	28.7	51.1	16.3

## 2012 ADEQUATE YEARLY PROGRESS (AYP) STATUS REPORT

Is this district making Adequate Yearly Progress (AYP)?	No
Is this district making AYP in Reading?	No
Is this district making AYP in Mathematics?	No

Has this district been identified for District Improvement according to the AYP specifications of the federal No Child Left Behind Act?	Yes
2012-13 Federal Improvement Status	District Improvement Year 2
2012-13 State Improvement Status	Academic Early Warning Year 2

	Percent Tested on State Tests				Percent Meeting/Exceeding Standards *						Other Indicators			
	Reading		Mathematics		Reading			Mathematics			Attendance Rate		5-YEAR Graduation Rate	
	%	Met AYP	%	Met AYP	%	Safe Harbor Target **	Met AYP	%	Safe Harbor Target **	Met AYP	%	Met AYP	%	Met AYP
<b>State AYP Minimum Target</b>	95.0		95.0		85.0			85.0			91.0		82.0	
<b>All</b>	99.9	Yes	99.9	Yes	78.5		No	82.5		No	94.3	Yes	84.2	Yes
<b>White</b>	99.9	Yes	99.9	Yes	78.9	80.4	No	82.8		No	95.3		84.1	
<b>Black</b>														
<b>Hispanic</b>														
<b>Asian</b>														
<b>Native Hawaiian/ Pacific Islander</b>														
<b>American Indian</b>														
<b>Two or More Races</b>														
<b>LEP</b>														
<b>Students with Disabilities</b>	100.0	Yes	100.0	Yes	38.2	52.3	No	48.0	60.5	No	94.3		66.7	
<b>Economically Disadvantaged</b>	99.8	Yes	99.8	Yes	71.1	72.7	No	77.0	79.4	No	94.1		71.4	

**Four Conditions Are Required For Making Adequate Yearly Progress (AYP):**

1. At least 95% tested in reading and mathematics for every student group. If the current year participation rate is less than 95%, this condition may be met if the average of the current and preceding year rates is at least 95%, or if the average of the current and two preceding years is at least 95%. Only actual participation rates are printed. If the participation rate printed is less than 95% and yet this school makes AYP, it means that the 95% condition was met by averaging.
2. At least 85% meeting/exceeding standards in reading and mathematics for every group. For any group with less than 85% meeting/exceeding standards, a 95% confidence interval was applied. Subgroups may meet this condition through Safe Harbor provisions.\*\*\*
3. At least 91% attendance rate for non-high schools and at least 82% graduation rate for high schools.

\* Includes only students enrolled as of 05/01/2011.

\*\* Safe Harbor Targets of 85% or above are not printed.

\*\*\*Subgroups with fewer than 45 students are not reported. Safe Harbor only applies to subgroups of 45 or more. In order for Safe Harbor to apply, a subgroup must decrease by 10% the percentage of scores that did not meet standards from the previous year plus meet the other indicators (attendance rate for non-high schools and graduation rate for high schools) for the subgroup. For subgroups that do not meet their Safe Harbor Targets, a 75% confidence interval is applied. Safe Harbor allows schools an alternate method to meet subgroup minimum targets on achievement.

## FEDERAL SCHOOL IMPROVEMENT STATUS

Below is a list of the Title I funded schools in the district that are in Federal School Improvement Status as defined by the federal No Child Left Behind Act of 2001.

Number of schools in this district: 3

Number of Title I schools: 1

Number of Title I schools in Federal School Improvement Status: 1

Percent of schools in Federal School Improvement Status: 33.3%

<b>School ID</b>	<b>School Name</b>	<b>Years in School Improvement</b>
120800010262008	East Richland Elementary School	2

## 2012 DIFFERENTIATED ACCOUNTABILITY CLASSIFICATION

The Differentiated Accountability Classification for the district is:	Comprehensive
Is this district making AYP in the "ALL" subgroup in reading?	No
Is this district making AYP in the "ALL" subgroup in math?	No

In 2008, the Illinois State Board of Education was one of 6 states to be chosen by the US Department of Education to participate on the Differentiated Accountability Pilot Program. The Differentiated Accountability classification applies only to districts in federal improvement status that do not make AYP.

The classification is a descriptor (i.e., focused or comprehensive) that is added to a district's improvement status. Current Title I requirements do not change. The classification assists in distinguishing between districts that need focused supports verses more comprehensive interventions.

If a district does make AYP in ALL-student group in both reading and math, this district will be classified as a focused district; otherwise, the district will be identified as a comprehensive district.

**Proposed 2012 Tax Levy**  
**East Richland Community Unit School District No. 1**  
**Olney, Illinois 62450**

**2012 Tax Levy**

**Payable in 2013**

**FY 2014 Budget**

**2011 EAV \$156,633,614**

**2012 Estimated EAV \$164,308,661**  
**1.049**

**2012 Estimated \$156,633,614**  
**0.0000**

<b>Fund</b>	<b>2011-2012 Extension</b>	<b>2011-2012 Tax Rate</b>	<b>2012-2013 Levy</b>	<b>2012-2013 Estimated Extension</b>	<b>2012-2013 Estimated Rate</b>
Education	\$ 2,882,058.49	\$ 1.84000	\$ 3,023,279	\$ 2,882,058	\$ 1.8400
Building	\$ 783,168.07	\$ 0.50000	821,543	783,168	0.50000
Transportation	\$ 313,267.22	\$ 0.20000	328,617	313,267	0.20000
Working Cash	\$ 78,316.80	\$ 0.05000	82,154	78,316	0.05000
IMRF*	\$ 400,010.92	\$ 0.25538	430,000	430,000	0.27452
Social Security*	\$ 240,009.68	\$ 0.15323	240,000	240,000	0.15322
Fire Protection	\$ 78,316.80	\$ 0.05000	82,154	78,316	0.05000
Tort Immunity*	\$ 710,004.50	\$ 0.45329	720,000	720,000	0.45967
Special Ed.	\$ 62,653.44	\$ 0.04000	65,723	62,653	0.04000
<b>Sub Total</b>	<b>\$ 5,547,805.92</b>	<b>\$ 3.54190</b>	<b>\$ 5,793,470</b>	<b>\$ 5,587,778</b>	<b>\$ 3.56741</b>
Bonds**	\$ 1,045,843.43	\$ 0.66791	1,074,444	1,075,444	\$ 0.68596
<b>Total with Bonds</b>	<b>\$ 6,593,649.35</b>	<b>\$ 4.20981</b>	<b>\$ 6,867,914</b>	<b>\$ 6,663,222</b>	<b>\$ 4.25337</b>

**\*Unrestricted Funds**

**\*\*Bond Payment without Abatement**

10/12/2012

Rising Star (D)- SmartStart Indicators

IA07	In collaboration with its schools, the district will set district and school achievement targets for all students and for AYP subgroups. (1123)	SS,ELL,SD	<p>Status</p> <hr/> <p>In Plan</p> <p>0 of 1 (0%) tasks completed</p>
------	---	-----------	---

Assessment

Level of Development	Initial: <b>No development/Implementation</b>	
	Will include in plan	
Index:	6	(Priority Score x Opportunity Score)
Priority Score:	3	(3 - highest, 2 - medium, 1 - lowest)
Opportunity Score:	2	(3 - relatively easy to address, 2 - accomplished within current policy and budget conditions, 1 - requires changes in current policy and budget conditions)
Current level of development or implementation:	We currently have no plan in place at the district level.	

Plan

1	Assigned To	Larry Bussard							
2	How it will look when fully met:	All students and AYP subgroups will have achievement targets.							
3	Target Date:	12/22/2015							
4	Tasks								
Assigned to		Larry Bussard	Start Date		09/21/2012	End Date		05/10/2013	Timeline

Budget & Funding Sources(\$)							
District	Title I	Title II-D	Title III	State Funds	Grant Funds	Other Funds	Total
							0
Comments							
<b>Task Completed</b>							

Implement

Percent Tasks Completed	0%
Objective Status	

217 IA11	The district will ensure that key pieces of user-friendly data are available in a timely fashion at the district, school, and classroom levels. (1127)	SS,ELL	Status
			In Plan 0 of 1 (0%) tasks completed

Assessment

Level of Development	Initial: <b>Partial Development/Implementation</b>	
Index:	6	(Priority Score x Opportunity Score)
Priority Score:	3	(3 - highest, 2 - medium, 1 - lowest)
Opportunity Score:	2	(3 - relatively easy to address, 2 - accomplished within current policy and budget conditions, 1 - requires changes in current policy and budget conditions)
Current level of development or implementation:	The district has multiple sources of data available to stakeholders.	

Plan

1	Assigned To	Sherri Snider							
2	How it will look when fully met:	User-friendly data will be available to stakeholders.							
3	Target Date:	12/21/2015							
4	Tasks								
1	Assigned to	Sherri Snider		Start Date	09/21/2012	End Date	05/10/2013	Timeline	
	Budget & Funding Sources(\$)								
	District	Title I	Title II-D	Title III	State Funds	Grant Funds	Other Funds	Total	
								0	
	Comments								
Task Completed									

218

Implement

Percent Tasks Completed	0%
Objective Status	

IB01	The district will operate with district-level and school-level improvement teams. (1132) <b>RT3 Expectations:</b> The district will establish professional learning communities to support all aspects of the instructional improvement process.	SS,RT3	Status
			In Plan 0 of 5 (0%) tasks completed

Assessment

Level of Development	Initial: <b>Partial Development/Implementation</b>	
Index:	3	(Priority Score x Opportunity Score)
Priority Score:	3	(3 - highest, 2 - medium, 1 - lowest)
Opportunity Score:	1	(3 - relatively easy to address, 2 - accomplished within current policy and budget conditions, 1 - requires changes in current policy and budget conditions)
Current level of development or implementation:	Grade level teaching teams meet regularly at elementary and middle schools, departmental teams & professional learning communities meet at high school. Additionally, district curriculum teams meet.	

Plan

1	Assigned To	Chris Simpson
2	How it will look when fully met:	The district establishes professional learning communities to support all aspects of the instructional improvement process.
3	Target Date:	12/22/2015
4	Activities through the 2015 calendar year addressing the RTTT3 Expectations.	
	Year 1 - Through June 30, 2012 [District Scope of Work Activities] Establish district team to support professional learning communities.	
	Year 2 - July 1, 2012 through June 30, 2013 [District Scope of Work Activities]	
	Year 3 - July 1, 2013 through December 22, 2015 [District Scope of Work Activities]	
	<b>RTTT3 Funds</b>	

Year 1 Through June 30, 2012	Year 2 July 1, 2012 - June 30, 2013	Year 3 July 1, 2013 - June 30, 2014	Year 4 July 1, 2014 to December 22, 2015	Total
0	3000	2000		5000

5 Tasks

1	Assigned to	Administrators	Start Date	04/02/2012	End Date	06/29/2012	Timeline	After School
	Budget & Funding Sources(\$)							
	District	Title I	Title II-D	Title III	State Funds	Grant Funds	Other Funds	Total
	0	0	0	0	0	0	0	0
	Comments		Task Completed					

2	Assigned to	Larry Bussard	Start Date	07/02/2012	End Date	06/28/2013	Timeline	During School
	Budget & Funding Sources(\$)							
	District	Title I	Title II-D	Title III	State Funds	Grant Funds	Other Funds	Total
	7500	0	0	0	0	0	0	7500
	Comments		Task Completed					

3	Assigned to	Chris Simpson	Start Date	07/01/2013	End Date	12/22/2015	Timeline	During School
	Budget & Funding Sources(\$)							
	District	Title I	Title II-D	Title III	State Funds	Grant Funds	Other Funds	Total
	1000							1000
	Comments		Task Completed					

4	Assigned to	Andrew Thomann			Start Date	07/01/2013	End Date	12/22/2015	Timeline	During School
	Budget & Funding Sources(\$)									
	District	Title I	Title II-D	Title III	State Funds	Grant Funds	Other Funds	Total		
	1000							1000		
Comments										
Task Completed										
5	Assigned to	Suzanne Hahn			Start Date	07/01/2013	End Date	12/22/2015	Timeline	During School
	Budget & Funding Sources(\$)									
	District	Title I	Title II-D	Title III	State Funds	Grant Funds	Other Funds	Total		
		2500						2500		
Comments										
Task Completed										

221

Implement

Percent Tasks Completed	0%
Objective Status	

IB02	In collaboration with its schools, the district will examine improvement strategies being implemented across the district and determines their value, expanding, modifying, and culling as evidence suggests. (1133)	SS	Status
			In Plan 0 of 1 (0%) tasks completed

Assessment

Level of Development	Initial: <b>Partial Development/Implementation</b>	
Index:	4	(Priority Score x Opportunity Score)
Priority Score:	2	(3 - highest, 2 - medium, 1 - lowest)
Opportunity Score:	2	(3 - relatively easy to address, 2 - accomplished within current policy and budget conditions, 1 - requires changes in current policy and budget conditions)
Current level of development or implementation:	Each school has its own improvement plan.	

Plan

222	1	Assigned To	Larry Bussard							
	2	How it will look when fully met:	District will have cohesive improvement plan in place.							
	3	Target Date:	12/21/2015							
	4	Tasks								
	1	Assigned to	Larry Bussard		Start Date	09/21/2012	End Date	05/10/2013	Timeline	
Budget & Funding Sources(\$)										
District		Title I	Title II-D	Title III	State Funds	Grant Funds	Other Funds	Total		
								0		
Comments										
<b>Task Completed</b>										

Implement

Percent Tasks Completed	0%
-------------------------	----

Objective Status
------------------

IC05	The district will provide a cohesive district curriculum guide aligned with state standards or otherwise places curricular expectations on the school. (1148) <b>RT3 Expectations:</b> The district will establish a cohesive curriculum, aligned to State standards, that addresses and incorporates the following: (a) critical student transition points as applicable (PreK to elementary, middle to high school, and high school to postsecondary), including the use of alignment teams across these transition points; (b) writing throughout the curriculum; (c) CCSS in Math and ELA across the curriculum, including the concept of text complexity for ELA and application for Math; and (d) the CCSS Science framework (when adopted).	SC,SS,RT3	Status
			In Plan 1 of 15 (6%) tasks completed

Assessment

Level of Development	Initial: <b>Partial Development/Implementation</b>	
Index:	3	(Priority Score x Opportunity Score)
Priority Score:	3	(3 - highest, 2 - medium, 1 - lowest)
Opportunity Score:	1	(3 - relatively easy to address, 2 - accomplished within current policy and budget conditions, 1 - requires changes in current policy and budget conditions)
Current level of development or implementation:	District currently aligned to state standards and is in process of aligning to CCSS. Current transition activities are in place for transition from elementary to middle school and middle school to high school. Writing is stressed across the curriculum including math.	

Plan

1	Assigned To	Sherri Snider
2	How it will look when	The district establishes a cohesive curriculum, aligned to State standards, that addresses and incorporates the following: (a) critical student transition points as applicable (PreK to elementary, middle to high school, and high school to postsecondary), including the use of alignment teams across these transition points; (b) writing throughout the curriculum; (c) CCSS

fully met: in Math and ELA across the curriculum, including the concept of text complexity for ELA and application for Math; and (d) the CCSS Science framework (when adopted).

3 Target Date: 12/22/2015

4 Activities through the 2015 calendar year addressing the RTTT3 Expectations.

Year 1 - Through June 30, 2012 [District Scope of Work Activities]  
 Establish district CCSS implementation and alignment teams.

Year 2 - July 1, 2012 through June 30, 2013 [District Scope of Work Activities]  
 Implement alignment processes around critical transition points.  
 Engage in curriculum analysis using new standards.  
 Undertake cross grade-level discussions to identify shifts in content.  
 Provide/attend professional development.

Year 3 - July 1, 2013 through June 30, 2014 [District Scope of Work Activities]  
 Integrate writing throughout the curriculum.  
 Integrate CCSS into grading process in Math and ELA across the curriculum.

Year 4 - July 1, 2014 to December 22, 2015 [District Scope of Work Activities]  
 Implement CCSS throughout the curriculum.

224

**RTTT3 Funds**

Year 1 Through June 30, 2012	Year 2 July 1, 2012 - June 30, 2013	Year 3 July 1, 2013 - June 30, 2014	Year 4 July 1, 2014 to December 22, 2015	Total
0	3000	1500	0	4500

5 Tasks

Assigned to	Chris Simpson, Andrew Thomann, Suzanne Hahn	Start Date	04/02/2012	End Date	06/29/2012	Timeline	During School
-------------	---	------------	------------	----------	------------	----------	---------------

Budget & Funding Sources(\$)

225

1	District	Title I	Title II-D	Title III	State Funds	Grant Funds	Other Funds	Total
	0	0	0	0	0	0	0	0
	Comments							
<b>Task Completed</b>								

2	Assigned to	Sherri Snider		Start Date	07/02/2012	End Date	06/28/2013	Timeline	During School
	Budget & Funding Sources(\$)								
	District	Title I	Title II-D	Title III	State Funds	Grant Funds	Other Funds	Total	
	5000	5000	0	0	0	0	0	10000	
	Comments				Sherri Snider met with 5th grader teachers to analyze CCSS math standards and determine curriculum objectives for next school year on 9/5/12.				
<b>Task Completed</b>									

3	Assigned to	Chris Simpson		Start Date	07/01/2013	End Date	06/30/2014	Timeline	
	Budget & Funding Sources(\$)								
	District	Title I	Title II-D	Title III	State Funds	Grant Funds	Other Funds	Total	
								0	
	Comments								
<b>Task Completed</b>									

4	Assigned to	Andrew Thomann		Start Date	07/01/2013	End Date	06/30/2014	Timeline	During School
	Budget & Funding Sources(\$)								
	District	Title I	Title II-D	Title III	State Funds	Grant Funds	Other Funds	Total	
								0	
	Comments								

226

**Task Completed**

Assigned to	Suzanne Hahn	Start Date	07/01/2013	End Date	06/30/2014	Timeline	During School
-------------	--------------	------------	------------	----------	------------	----------	---------------

Budget & Funding Sources(\$)

District	Title I	Title II-D	Title III	State Funds	Grant Funds	Other Funds	Total
							0

Comments

**Task Completed**

Assigned to	Chris Simpson	Start Date	07/01/2014	End Date	12/22/2015	Timeline	During School
-------------	---------------	------------	------------	----------	------------	----------	---------------

Budget & Funding Sources(\$)

District	Title I	Title II-D	Title III	State Funds	Grant Funds	Other Funds	Total
0	0	0	0	0	0	0	0

Comments

**Task Completed**

Assigned to	Andrew Thomann	Start Date	07/01/2014	End Date	06/30/2015	Timeline	During School
-------------	----------------	------------	------------	----------	------------	----------	---------------

Budget & Funding Sources(\$)

District	Title I	Title II-D	Title III	State Funds	Grant Funds	Other Funds	Total
0	0	0	0	0	0	0	0

Comments

**Task Completed**

Assigned to	Suzanne Hahn	Start Date	07/01/2014	End Date	12/22/2015	Timeline	During School
-------------	--------------	------------	------------	----------	------------	----------	---------------

Budget & Funding Sources(\$)

227

8	District	Title I	Title II-D	Title III	State Funds	Grant Funds	Other Funds	Total
	0	0	0	0	0	0	0	0
	Comments							
<b>Task Completed</b>								

Middle school math teachers meet to vertically align CCSS math standards for grades 6-8.								
Assigned to	Sherri Snider			Start Date	07/02/2012	End Date	06/30/2013	Timeline
Budget & Funding Sources(\$)								
9	District	Title I	Title II-D	Title III	State Funds	Grant Funds	Other Funds	Total
	0	0	0	0	0	0	0	0
Comments				Middle school math teachers met to determine course content for Grades 6-8 based on common core standards. Teachers will continue to compare current course content to new CCSS standards and determine best course of action to address shifts and gaps in content.				
<b>Task Completed</b>				<b>07/31/2012</b>				

Assigned to	Sherri Snider			Start Date	07/01/2012	End Date	06/30/2013	Timeline
Budget & Funding Sources(\$)								
10	District	Title I	Title II-D	Title III	State Funds	Grant Funds	Other Funds	Total
	0	0	0	0	0	0	0	0
Comments								
<b>Task Completed</b>								

Assigned to	Sherri Snider			Start Date	07/01/2012	End Date	06/30/2013	Timeline
Budget & Funding Sources(\$)								
11	District	Title I	Title II-D	Title III	State Funds	Grant Funds	Other Funds	Total
	0	0	0	0	0	0	0	0

	Comments								
	<b>Task Completed</b>								
12	Assigned to	Suzanne Hahn		Start Date	07/01/2012	End Date	06/30/2013	Timeline	During School
	Budget & Funding Sources(\$)								
	District	Title I	Title II-D	Title III	State Funds	Grant Funds	Other Funds	Total	
								0	
	Comments								
<b>Task Completed</b>									
13	Assigned to	Suzanne Hahn		Start Date	07/01/2012	End Date		Timeline	During School
	Budget & Funding Sources(\$)								
	District	Title I	Title II-D	Title III	State Funds	Grant Funds	Other Funds	Total	
								0	
	Comments								
<b>Task Completed</b>									
14	Assigned to	Andrew Thomann		Start Date	07/01/2012	End Date	06/30/2013	Timeline	
	Budget & Funding Sources(\$)								
	District	Title I	Title II-D	Title III	State Funds	Grant Funds	Other Funds	Total	
								0	
	Comments								
<b>Task Completed</b>									
	Assigned to	Chris Simpson		Start Date	07/01/2012	End Date	06/30/2013	Timeline	
Budget & Funding Sources(\$)									

228

15	District	Title I	Title II-D	Title III	State Funds	Grant Funds	Other Funds	Total
								0
	Comments							
<b>Task Completed</b>								

Implement

Percent Tasks Completed	6.66667%
Objective Status	

229	ID01	A team structure will be officially incorporated into the school improvement plan and school governance policy. (1152)	SS	Status
				In Plan 0 of 1 (0%) tasks completed

Assessment

Level of Development	Initial: <b>Partial Development/Implementation</b>	
Index:	6	(Priority Score x Opportunity Score)
Priority Score:	3	(3 - highest, 2 - medium, 1 - lowest)
Opportunity Score:	2	(3 - relatively easy to address, 2 - accomplished within current policy and budget conditions, 1 - requires changes in current policy and budget conditions)
Current level of development or implementation:	Each building in the district already has team structure in place.	

Plan

1	Assigned To	Chad LeCrone							
2	How it will look when fully met:	Each school will have teams in place to address school improvement and school governance.							
3	Target Date:	05/10/2013							
230	Tasks								
	1	Assigned to	administrators		Start Date	09/21/2012	End Date	05/10/2013	Timeline
		Budget & Funding Sources(\$)							
		District	Title I	Title II-D	Title III	State Funds	Grant Funds	Other Funds	Total
									0
		Comments							
	Task Completed								
	2	Assigned to	administrators		Start Date	09/21/2012	End Date	05/10/2013	Timeline
		Budget & Funding Sources(\$)							
		District	Title I	Title II-D	Title III	State Funds	Grant Funds	Other Funds	Total
								0	
Comments									
Task Completed									

Implement

Percent Tasks Completed	0%
Objective Status	

Rising Star (D)- SmartPlan Indicators

D7	<p>The district will monitor to ensure the intended curriculum is implemented with fidelity. (2326)</p> <p><b>RT3 Expectations:</b> The district will establish (a) a local assessment system that includes through-course, formative, and summative assessments in a coherent framework that supports standards-aligned instruction and, where appropriate, the measurement of student growth, and (b) a standards-based reporting system in Math, ELA, and Science.</p>	SC,SP,RT3	<p>Status</p> <hr/> <p>In Plan 0 of 8 (0%) tasks completed</p>
----	---	-----------	--

Assessment

Level of Development	Initial: <b>Partial Development/Implementation</b>	
Index:	3	(Priority Score x Opportunity Score)
Priority Score:	3	(3 - highest, 2 - medium, 1 - lowest)
Opportunity Score:	1	(3 - relatively easy to address, 2 - accomplished within current policy and budget conditions, 1 - requires changes in current policy and budget conditions)
Current level of development or implementation:	AIMSweb used at grades K-5 for reading and math as screening tool. Thinklink used at grades 2-8 for reading, math, and/or science as screening tool. ISAT state assessment administered at grades 3-8. EXPLORE assessment used at grades 8-9 as predictor for PSAE success. PLAN assessment used at grade 10 as predictor for PSAE success. PSAE assessment used at grade 11. PSAT assessment available to grade 11 on voluntary basis. ASVAB assessment available to grades 10-12 on voluntary basis. District also uses course and class level assessments.	

Plan

1	Assigned To	
2	How it will look when fully	The district uses an established a local assessment system that includes through-course, formative, and summative assessments in a coherent framework that supports standards-aligned instruction and, where appropriate, the measurement of student growth, and a standards-based reporting system in Math, ELA, and Science.

	met:	
3	Target Date:	12/22/2015
4	Activities through the 2015 calendar year addressing the RTTT3 Expectations.	
Year 1 - Through June 30, 2012 [District Scope of Work Activities]		
Establish district team to design and implement local assessment system.		
Year 2 - July 1, 2012 through June 30, 2013 [District Scope of Work Activities]		
Research and discuss local assessment plan.		
<b>Design local assessment plan.</b>		
Attend professional development concerning local assessment development.		
Pilot locally developed assessments.		
Year 3 - July 1, 2013 through June 30, 2014 [District Scope of Work Activities]		
<ul style="list-style-type: none"> <li>● Continued design, development, and/or procurement of assessments.</li> <li>● Preliminary implementation of local assessment system.</li> <li>● Design standards-based reporting system.</li> </ul>		
Year 4 - July 1, 2014 to December 22, 2015 [District Scope of Work Activities]		
<ul style="list-style-type: none"> <li>● Full implementation of local assessment system.</li> <li>● Implement standards-based reporting system.</li> </ul>		

232

RTTT3 Funds				
Year 1 Through June 30, 2012	Year 2 July 1, 2012 - June 30, 2013	Year 3 July 1, 2013 - June 30, 2014	Year 4 July 1, 2014 to December 22, 2015	Total

0	3000	1876	1221	6097
---	------	------	------	------

5 **Tasks**

1	Assigned to		Start Date	04/02/2012	End Date	06/29/2012	Timeline	After School
	Budget & Funding Sources(\$)							
	District	Title I	Title II-D	Title III	State Funds	Grant Funds	Other Funds	Total
	0	0	0	0	0	0	0	0
	Comments							
		<b>Task Completed</b>						

2	Assigned to		Start Date	07/02/2012	End Date	06/28/2013	Timeline	After School
	Budget & Funding Sources(\$)							
	District	Title I	Title II-D	Title III	State Funds	Grant Funds	Other Funds	Total
								0
	Comments							
		<b>Task Completed</b>						

3	Assigned to		Start Date	07/01/2013	End Date	06/30/2014	Timeline	After School
	Budget & Funding Sources(\$)							
	District	Title I	Title II-D	Title III	State Funds	Grant Funds	Other Funds	Total
								0
	Comments							
		<b>Task Completed</b>						

Assigned to		Start Date	07/01/2014	End Date	06/30/2015	Timeline	During School
Budget & Funding Sources(\$)							

234

4	District	Title I	Title II-D	Title III	State Funds	Grant Funds	Other Funds	Total
	0	0	0	0	0	0	0	0
	Comments							
<b>Task Completed</b>								

5	Assigned to		Start Date	07/01/2012	End Date	06/30/2013	Timeline	During School
	Budget & Funding Sources(\$)							
	District	Title I	Title II-D	Title III	State Funds	Grant Funds	Other Funds	Total
	0	0	0	0	0	0	0	0
	Comments							
<b>Task Completed</b>								

6	Assigned to		Start Date	07/01/2012	End Date	06/30/2013	Timeline	
	Budget & Funding Sources(\$)							
	District	Title I	Title II-D	Title III	State Funds	Grant Funds	Other Funds	Total
	0	0	0	0	0	0	0	0
	Comments							
<b>Task Completed</b>								

7	Assigned to		Start Date	07/01/2012	End Date	06/30/2013	Timeline	During School
	Budget & Funding Sources(\$)							
	District	Title I	Title II-D	Title III	State Funds	Grant Funds	Other Funds	Total
	0	0	0	0	0	0	0	0
	Comments							
<b>Task Completed</b>								

8	Assigned to		Start Date	07/01/2012	End Date	06/30/2013	Timeline	
	Budget & Funding Sources(\$)							
	District	Title I	Title II-D	Title III	State Funds	Grant Funds	Other Funds	Total
	0	0	0	0	0	0	0	0
	Comments							
<b>Task Completed</b>								

Implement

Percent Tasks Completed	0%
Objective Status	

235

IA06	The district will provide schools with technology, training, and support for integrated data collection, reporting, and analysis systems. (1122) <b>RT3 Expectations:</b> The district a) will perform requirements gathering, analysis, and systems enhancements needed for integrating local student and educator data with ISLE; and b) will implement a strategy to link student data across local systems to support the creation of integrated learner profiles.	SC,SP,RT3	Status
			In Plan 0 of 12 (0%) tasks completed

Assessment

Level of Development	Initial: <b>Partial Development/Implementation</b>	
Index:	9	(Priority Score x Opportunity Score)
Priority Score:	3	(3 - highest, 2 - medium, 1 - lowest)
Opportunity Score:	3	(3 - relatively easy to address, 2 - accomplished within current policy and budget conditions, 1 - requires changes in current policy and budget conditions)

Current level of development or implementation:	District currently participates in ISLE.
---	--

Plan

1	Assigned To	Sherrri Snider
2	How it will look when fully met:	The district performs requirements gathering, analysis, and systems enhancements needed for integrating local student and educator data with ISLE; and implements a strategy to link student data across local systems to support the creation of integrated learner profiles.
3	Target Date:	12/22/2015

230 Activities through the 2015 calendar year addressing the RTTT3 Expectations.

Year 1 - Through June 30, 2012 [District Scope of Work Activities]

Establish district team for ISLE implementation.  
Commence outreach, requirements gathering, and IT systems analysis for ISLE implementation.  
**Upload current school and district data by 6/30/12.**

Year 2 - July 1, 2012 through June 30, 2013 [District Scope of Work Activities]

Continued outreach, requirements gathering, and IT systems analysis for ISLE implementation by December 2012  
ISLE technical integration commences in January 2013  
Develop ISLE professional development and training plan regarding instructional and application strategies for teachers by 6/30/13

Year 3 - July 1, 2013 through June 30, 2014 [District Scope of Work Activities]

Continued ISLE technical integration  
Communicate with stakeholders including students, parents, and teachers  
Implement professional development and training plan to prepare for full ISLE implementation by 6/30/14  
Initial ISLE launch in August 2014

Year 4 - July 1, 2014 through December 22, 2015 [District Scope of Work Activities]

Full ISLE implementation  
 Continue updating data sets  
 Continue communication with stakeholders

RTTT3 Funds

Year 1 Through June 30, 2012	Year 2 July 1, 2012 - June 30, 2013	Year 3 July 1, 2013 - June 30, 2014	Year 4 July 1, 2014 - December 22, 2015	Total
0	0	1000	0	1000

5

Tasks

237

1	Assigned to	Beth Petty		Start Date	04/02/2012	End Date	06/29/2012	Timeline	After School
	Budget & Funding Sources(\$)								
	District	Title I	Title II-D	Title III	State Funds	Grant Funds	Other Funds	Total	
	0	0	0	0	0	0	0	0	
	Comments								
Task Completed									

2	Assigned to	Larry Bussard		Start Date	07/02/2012	End Date	06/28/2013	Timeline	During School
	Budget & Funding Sources(\$)								
	District	Title I	Title II-D	Title III	State Funds	Grant Funds	Other Funds	Total	
	0	0	0	0	0	0	0	0	
	Comments								
Task Completed									

Assigned to	Larry Bussard		Start Date	07/01/2013	End Date	06/30/2014	Timeline	During School
Budget & Funding Sources(\$)								

238

3	District	Title I	Title II-D	Title III	State Funds	Grant Funds	Other Funds	Total
	1000	0	1000	0	0	0	0	2000
	Comments							
<b>Task Completed</b>								

4	Assigned to	Larry Bussard		Start Date	07/01/2014	End Date	12/22/2015	Timeline	During School
	Budget & Funding Sources(\$)								
	District	Title I	Title II-D	Title III	State Funds	Grant Funds	Other Funds	Total	
	0	0	0	0	0	0	0	0	
Comments									
<b>Task Completed</b>									

5	Assigned to	Beth Petty		Start Date	01/03/2012	End Date	06/30/2012	Timeline	During School
	Budget & Funding Sources(\$)								
	District	Title I	Title II-D	Title III	State Funds	Grant Funds	Other Funds	Total	
								0	
Comments									
<b>Task Completed</b>									

6	Assigned to	Beth Petty		Start Date	07/02/2012	End Date	06/30/2013	Timeline	
	Budget & Funding Sources(\$)								
	District	Title I	Title II-D	Title III	State Funds	Grant Funds	Other Funds	Total	
	0	0	0	0	0	0	0	0	
Comments									
<b>Task Completed</b>									

239

7	Assigned to	Beth Petty		Start Date	07/01/2013	End Date	06/30/2014	Timeline	During School		
	Budget & Funding Sources(\$)										
	District	Title I	Title II-D	Title III	State Funds	Grant Funds	Other Funds	Total			
	0	0	0	0	0	0	0	0	0		
	Comments										
Task Completed											

8	Assigned to	Beth Petty		Start Date	07/01/2014	End Date	06/30/2015	Timeline	During School		
	Budget & Funding Sources(\$)										
	District	Title I	Title II-D	Title III	State Funds	Grant Funds	Other Funds	Total			
									0		
	Comments										
Task Completed											

9	Assigned to	Beth Petty		Start Date	07/01/2012	End Date	01/01/2013	Timeline			
	Budget & Funding Sources(\$)										
	District	Title I	Title II-D	Title III	State Funds	Grant Funds	Other Funds	Total			
									0		
	Comments										
Task Completed											

10	Assigned to			Start Date	07/01/2013	End Date	06/30/2014	Timeline			
	Budget & Funding Sources(\$)										
	District	Title I	Title II-D	Title III	State Funds	Grant Funds	Other Funds	Total			
	0	0	0	0	0	0	0	0	0		
	Comments										

		Comments						
		<b>Task Completed</b>						
11	Assigned to		Start Date	01/01/2014	End Date	06/01/2014	Timeline	During School
	Budget & Funding Sources(\$)							
	District	Title I	Title II-D	Title III	State Funds	Grant Funds	Other Funds	Total
	0	0	0	0	0	0	0	0
	Comments							
		<b>Task Completed</b>						
12	Assigned to	Larry Bussard	Start Date	08/01/2014	End Date	06/01/2015	Timeline	
	Budget & Funding Sources(\$)							
	District	Title I	Title II-D	Title III	State Funds	Grant Funds	Other Funds	Total
								0
	Comments							
		<b>Task Completed</b>						

240

Implement

Percent Tasks Completed	0%
Objective Status	

IA08	The school board and superintendent will present a unified vision for school improvement. (1124)	SP	Status
			In Plan 0 of 1 (0%) tasks completed

Assessment

Level of Development	Initial: <b>Partial Development/Implementation</b>	
Index:	3	(Priority Score x Opportunity Score)
Priority Score:	3	(3 - highest, 2 - medium, 1 - lowest)
Opportunity Score:	1	(3 - relatively easy to address, 2 - accomplished within current policy and budget conditions, 1 - requires changes in current policy and budget conditions)
Current level of development or implementation:	District vision is outdated.	

Plan

1	Assigned To	Larry Bussard						
2	How it will look when fully met:	District will have a unified vision for school improvement.						
3	Target Date:	05/24/2013						
4	Tasks							
	Use information gathered at prior meetings.							
	Assigned to	Larry Bussard	Start Date	10/11/2012	End Date	05/24/2013	Timeline	
	Budget & Funding Sources(\$)							
1	District	Title I	Title II-D	Title III	State Funds	Grant Funds	Other Funds	Total

	0	0	0	0	0	0	0	0
Comments								
Task Completed								

Implement

Percent Tasks Completed	0%
Objective Status	

242	IA09	The superintendent and other central office staff will be accountable for school improvement and student learning outcomes. (1125)	SP,ELL,SD	Status
				In Plan Objective not assigned

Assessment

Level of Development	Initial: <b>Partial Development/Implementation</b>	
Index:	3	(Priority Score x Opportunity Score)
Priority Score:	3	(3 - highest, 2 - medium, 1 - lowest)
Opportunity Score:	1	(3 - relatively easy to address, 2 - accomplished within current policy and budget conditions, 1 - requires changes in current policy and budget conditions)
Current level of development or implementation:	District leadership provides support and high expectations for school-level decision-making.	

Plan

Assigned To	Not yet Assigned
-------------	------------------

IA10	The district will regularly allocate/reallocate resources to support school, staff, and instructional improvement. (1126) <b>RT3 Expectations:</b> The district will provide sufficient flexibility in the use of time and re-allocates professional development resources necessary for RTTT3 plan implementation. <b>HQT Expectation:</b> The district will allocate/reallocate funds, especially those available under Title IIA, to assist in getting all teachers highly qualified.	CL,SP,HQT,RT3	Status
			In Plan 0 of 3 (0%) tasks completed

Assessment

Level of Development	Initial: <b>Partial Development/Implementation</b>	
Index:	6	(Priority Score x Opportunity Score)
Priority Score:	3	(3 - highest, 2 - medium, 1 - lowest)
Opportunity Score:	2	(3 - relatively easy to address, 2 - accomplished within current policy and budget conditions, 1 - requires changes in current policy and budget conditions)
Current level of development or implementation:	District currently has differentiated school-based professional development opportunities and generous planning time for individual teachers and teaching teams.	

Plan

1	Assigned To	
2	How it will look when fully met:	The district provides sufficient flexibility in the use of time and re-allocates professional development resources necessary for RTTT3 plan implementation.
3	Target Date:	12/22/2015
4	Activities through the 2015 calendar year addressing the RTTT3 Expectations.	
	Year 1 - Through June 30, 2012 [District Scope of Work Activities]	

Identify necessary flexibilities, re-allocations of resources, and CBA waivers needed to implement RTTT3 plan

Year 2 - July 1, 2012 through June 30, 2013 [District Scope of Work Activities]

Establish necessary flexibilities, re-allocations of resources, and CBA waivers needed to implement RTTT3 plan

Year 3 - July 1, 2013 through December 22, 2015 [District Scope of Work Activities]

Implement necessary flexibilities, re-allocations of resources, and CBA waivers needed for RTTT3 plan.

RTTT3 Funds				
Year 1 Through June 30, 2012	Year 2 July 1, 2012 - June 30, 2013	Year 3 July 1, 2013 - June 30, 2014	Year 4 July 1, 2014 to December 22, 2015	Total
0	0	0		0

5

Tasks

244

1	Assigned to		Start Date	04/02/2012	End Date	06/29/2012	Timeline	During School
	Budget & Funding Sources(\$)							
	District	Title I	Title II-D	Title III	State Funds	Grant Funds	Other Funds	Total
	0	0	0	0	0	0	0	0
	Comments							
		<b>Task Completed</b>						

2	Assigned to		Start Date	07/02/2012	End Date	06/28/2013	Timeline	During School
	Budget & Funding Sources(\$)							
	District	Title I	Title II-D	Title III	State Funds	Grant Funds	Other Funds	Total
	0	0	0	0	0	0	0	0
	Comments							
		<b>Task Completed</b>						

3	Assigned to				Start Date	07/01/2013	End Date	12/22/2015	Timeline	During School
	Budget & Funding Sources(\$)									
	District	Title I	Title II-D	Title III	State Funds	Grant Funds	Other Funds	Total		
	0	0	0	0	0	0	0	0		
	Comments									
Task Completed										

Implement

Percent Tasks Completed	0%
Objective Status	

245

IA12	The district intervenes early when a school is not making adequate progress. (1128)	SP,SD	Status <hr/> Full Implementation 10/11/2012
------	---	-------	---

Assessment

Level of Development	Initial: Full Implementation
Evidence that this indicator has been fully and effectively implemented:	Schools receive early intervention supports from district office to improve student performance of low-performing subgroups.

IA13	The district works with the school to provide early and intensive intervention for students not making progress. (1129)	SP,RTI,ELL	<p style="text-align: center;">Status</p> <hr/> <p style="text-align: center; color: green;">Full Implementation 10/11/2012</p>
------	---	------------	---

Assessment

Level of Development	Initial: <span style="color: green;">Full Implementation</span>
Evidence that this indicator has been fully and effectively implemented:	District has implemented robust RtI program to support at-risk students. District uses multiple measures to assess student achievement and to provide interventions (after-school tutoring and enrichment and summer school).

246

IA14	<p>The district will recruit, train, support, and place personnel to competently address the problems of schools in need of improvement. (1130)</p> <p><b>RT3 Expectations:</b> The district will establish systems to recruit and support strong instructional leadership at the school-level, and partners with teacher preparation programs to plan and implement pipeline strategies for High Poverty High Minority Schools.</p> <p><b>HQT Expectation:</b> The district will ensure that only highly qualified teachers are hired.</p>	ELL,SP,HQT,RT3	<p style="text-align: center;">Status</p> <hr/> <p style="text-align: center; color: blue;">In Plan 0 of 3 (0%) tasks completed</p>
------	---	----------------	---

Assessment

Level of Development	Initial: <span style="color: red;">Partial Development/Implementation</span>	
Index:	2	(Priority Score x Opportunity Score)
Priority Score:	2	(3 - highest, 2 - medium, 1 - lowest)
Opportunity Score:	1	(3 - relatively easy to address, 2 - accomplished within current policy and budget conditions, 1 - requires changes in current policy and budget conditions)
Current level of development or implementation:	District currently recruits strong instructional leaders and provides professional development regarding effects of high poverty on educational achievement.	

Plan

1	Assigned To						
2	How it will look when fully met:	District has high-quality administrators and teacher leaders in place. District provides mentoring and induction support for new teachers and administrators.					
3	Target Date:	12/22/2015					
247	4 Activities through the 2015 calendar year addressing the RTTT3 Expectations.						
	Year 1 - Through June 30, 2012 [District Scope of Work Activities]						
	Establish district team to review systems to recruit and support strong instructional leadership at the school level. The district seeks relationship with a university teacher preparation program.						
	Year 2 - July 1, 2012 through June 30, 2013 [District Scope of Work Activities]						
Develop district plan to revise and enhance systems to recruit and support strong instructional leadership at the school level. The district continues relationship with a university teacher preparation program.							
Year 3 - July 1, 2012 through June 30, 2013 [District Scope of Work Activities]							
Implement district plan to revise and enhance systems to recruit and support strong instructional leadership at the school level. The district continues relationship with a university teacher preparation program.							
<b>RTTT3 Funds</b>							
<b>Year 1</b> Through June 30, 2012		<b>Year 2</b> July 1, 2012 - June 30, 2013		<b>Year 3</b> July 1, 2013 - June 30, 2014			
0		0		0			
			<b>Year 4</b> July 1, 2014 to December 22, 2015		<b>Total</b>		
					0		
5	Tasks						
Assigned to		Start Date	04/02/2012	End Date	06/29/2012	Timeline	During School
Budget & Funding Sources(\$)							

248	1	District	Title I	Title II-D	Title III	State Funds	Grant Funds	Other Funds	Total		
		0	0	0	0	0	0	0	0		
		Comments									
	Task Completed										
	2	Assigned to		Start Date		End Date		Timeline		During School	
				07/02/2012		06/28/2013					
		Budget & Funding Sources(\$)									
		District	Title I	Title II-D	Title III	State Funds	Grant Funds	Other Funds	Total		
		0	0	0	0	0	5000	0	5000		
		Comments									
	Task Completed										
	3	Assigned to		Start Date		End Date		Timeline		During School	
		07/01/2013		12/22/2015							
Budget & Funding Sources(\$)											
District		Title I	Title II-D	Title III	State Funds	Grant Funds	Other Funds	Total			
0		0	0	0	0	0	0	0			
Comments											
Task Completed											

Implement

Percent Tasks Completed	0%
Objective Status	

IC01	The school reports and documents its progress monthly to the superintendent, and the superintendent reports the school's progress to the school board. (1144)	SP	<p style="text-align: center;">Status</p> <hr/> <p style="text-align: center; color: green;">Full Implementation 10/11/2012</p>
------	---	----	---

Assessment

Level of Development	Initial: <span style="color: green;">Full Implementation</span>
Evidence that this indicator has been fully and effectively implemented:	Building administrators provide monthly reports to superintendent. Superintendent reports monthly to the school board.

249 IC02	The district designates a central office contact person for the school, and that person maintains close communication with the school and an interest in its progress. (1145)	SP	<p style="text-align: center;">Status</p> <hr/> <p style="text-align: center; color: green;">Full Implementation 10/11/2012</p>
-------------	---	----	---

Assessment

Level of Development	Initial: <span style="color: green;">Full Implementation</span>
Evidence that this indicator has been fully and effectively implemented:	Superintendent and assistant superintendent communicate regularly to building principals to help diagnose and address issues.

IC06	The district will provide the technology, training, and support to facilitate the school's data management needs. (1149)	SP	Status
			In Plan 0 of 1 (0%) tasks completed

Assessment

Level of Development	Initial: <b>Partial Development/Implementation</b>	
Index:	6	(Priority Score x Opportunity Score)
Priority Score:	3	(3 - highest, 2 - medium, 1 - lowest)
Opportunity Score:	2	(3 - relatively easy to address, 2 - accomplished within current policy and budget conditions, 1 - requires changes in current policy and budget conditions)
Current level of development or Implementation:	District currently has robust technology infrastructure and support. District lacks user-friendly interface and faculty and staff need more training.	

Plan

1	Assigned To	Beth Petty						
2	How it will look when fully met:	Teachers will have access to student data through a user-friendly interface.						
3	Target Date:	12/22/2015						
4	Tasks							
	Assigned to	Beth Petty	Start Date	10/11/2012	End Date	12/22/2015	Timeline	
	Budget & Funding Sources(\$)							
1	District	Title I	Title II-D	Title III	State Funds	Grant Funds	Other Funds	Total
								0

	Comments	
	<b>Task Completed</b>	

Implement

Percent Tasks Completed	0%
Objective Status	

IC07	Professional development is built into the school schedule by the district, but the school is allowed discretion in selecting training and consultation that fit the requirements of its improvement/restructuring plan and its evolving needs. (1150)	SP,ELL	Status
			Full Implementation 10/11/2012

251

Assessment

Level of Development	Initial: Full Implementation
Evidence that this indicator has been fully and effectively implemented:	Professional development is built into the school schedule by the district, but the school is allowed discretion in selecting training and consultation that fit the requirements of its improvement/restructuring plan and its evolving needs.

IC08	Staff development is built into the schedule for support staff (e.g., aides, clerks, custodians, cooks) as well as classroom teachers. (1151) <b>HQT Expectation:</b> Staff development is used to support getting all teachers highly qualified.	SP,HQT	Status
			Full Implementation 10/11/2012

Assessment

Level of Development	Initial: <b>Full Implementation</b>
Evidence that this indicator has been fully and effectively implemented:	Staff development is built into the schedule for support staff.

ID10	The school's Leadership Team will regularly look at school performance data and aggregated classroom observation data and use that data to make decisions about school improvement and professional development needs. (1154)	SP,SD	Status
			In Plan 0 of 1 (0%) tasks completed

Assessment

Level of Development	Initial: <b>Partial Development/Implementation</b>	
Index:	6	(Priority Score x Opportunity Score)
Priority Score:	3	(3 - highest, 2 - medium, 1 - lowest)
Opportunity Score:	2	(3 - relatively easy to address, 2 - accomplished within current policy and budget conditions, 1 - requires changes in current policy and budget conditions)
Current level of development or implementation:	Leadership team is newly-formed and starting the process of evaluating performance data.	

Plan

1	Assigned To	Suzanne Hahn
2	How it will look when fully met:	Each school leadership team will meet regularly to review school performance data and to make decision about school improvement and professional development needs.
3	Target Date:	06/28/2013
4	Tasks	

253

1	Assigned to	Simpson, Thomann, Hahn			Start Date	10/11/2012	End Date	06/28/2013	Timeline	
	Budget & Funding Sources(\$)									
	District	Title I	Title II-D	Title III	State Funds		Grant Funds		Other Funds	Total
										0
	Comments									
Task Completed										
2	Assigned to	Simpson, Thomann, Hahn			Start Date	10/11/2012	End Date	06/28/2013	Timeline	
	Budget & Funding Sources(\$)									
	District	Title I	Title II-D	Title III	State Funds		Grant Funds		Other Funds	Total
										0
	Comments									
Task Completed										

Implement

Percent Tasks Completed	0%
Objective Status	

Local Board Action Report

**A. ASSURANCES**

1. Strategies and activities have been founded in scientifically based research as required by NCLB, Section 1116(b)(3)(A)(i) and as defined in NCLB, Section 9101(37).
2. Technical assistance provided by the district serving its school is founded on scientifically based research [NCLB, Section 1116(b)(4)(C)] as defined in NCLB, Section 9101(37).
3. The plan includes strategies and activities that support the implementation of the New Illinois Learning Standards Incorporating the Common Core and ensures alignment of curriculum, instruction, and assessment with the New Illinois Learning Standards Incorporating the Common Core.
4. The district will spend at least 10 percent of the funds made available under Title I, Part A, Subpart 2 of NCLB, for the purpose of providing high-quality professional development. (Title I districts only.)

**B. SUPERINTENDENT'S CERTIFICATION**

By submitting the plan on behalf of the district/school, the district superintendent certifies to ISBE that all the assurances and information provided in the plan are true and correct and that the improvement plan has been duly approved by the local school board. By submitting this form of plan completion and local board approval, this plan shall be deemed to be executed by the superintendent on behalf of the district.

Superintendent Signature:

Board President Signature:

--



**East Richland High School Athletic Department**

**“Home of the Olney Tigers”**

Date: October 12, 2012

To: Chris Simpson, Principal

From: Chad LeCrone, Athletic Director

Re: Coaching Recommendation

I recommend that Luke Carmody be approved as Assistant Wrestling Coach for the 2012-13 school year. He has been involved as a coach in our football program this year and will be a valuable asset to the wrestling program as well.

**EAST RICHLAND  
COMMUNITY UNIT SCHOOL DISTRICT NO. 1  
OLNEY, ILLINOIS**

**PROPOSAL FOR AUDIT AND  
PROFESSIONAL SERVICES**

**FOR FISCAL YEARS ENDED  
JUNE 30, 2013, 2014, and 2015**

**Prepared By:**



**EIN: 37-0818432  
1213 South West Street  
Olney, Illinois 62450  
Phone: (618) 395-2105  
Fax: (618) 395-7079  
E-mail: cbenson@kcpag.com**

**Contact Person:**

**Curt Benson, CPA  
Partner**

**October 20, 2012**

East Richland Community Unit School District No. 1  
1100 East Laurel Street  
Olney, Illinois 62450

We are pleased to submit this proposal to provide professional services to East Richland Community Unit School District No. 1. This letter serves to explain the qualifications of our firm, the scope and approach of the services that we will be providing and our commitment to render the best in auditing, accounting, and consulting services.

We understand the scope of work to include a financial audit of all operating funds and activity funds for the years ending June 30, 2013, 2014, and 2015. If a single audit of federal expenditures is required, additional fees will be required. The audit will be conducted in accordance with auditing standards generally accepted in the United States of America. We will also complete, the Annual Financial Report to be filed with the Illinois State Board of Education, and the Schedule of Federal Expenditures to be filed with the Federal Audit Clearinghouse.

The members and staff who will be responsible for services to East Richland Community Unit School District No. 1 are highly qualified and have in-depth experience in areas of auditing and accounting for governmental and non-for-profit entities. The following staff will be primarily responsible for this engagement: Curt Benson, CPA. Our philosophy of providing professional services emphasizes cost benefit and development approaches to our clients' needs. We also stress the importance of utilizing your personnel to the greatest extent possible in performing the accounting, rather than the auditing functions as a means of reducing costs and also as a basis for transferring skills to your organization.

If you need any additional information or would like to schedule a visit, please do not hesitate to call.



Certified Public Accountants and Consultants

Olney, Illinois

## APPENDIX A

### PROPOSED FEES

We are submitting both a one-year and three-year proposal. Having the audit for a three-year term allows us to save some time and expense in planning and performing certain audit functions. Our three-year proposal reflects consideration of that savings.

If you accept our proposal, please circle one of the following proposals:

	<u>2013</u>	<u>2014</u>	<u>2015</u>
Three-year proposal	\$ 11,250	\$ 11,650	\$ 12,050
One-year proposal	\$ 11,650		

## **APPENDIX B**

### **KEMPER CPA GROUP LLP**

Kemper CPA Group LLP is a regional certified public accounting firm, and is an *Accounting Today* Top 100 firm. Through the cooperation of our 24 operating offices, over 60 partners and over 200 professional and staff employees, we are able to provide technical and quality service commensurate with that of the largest certified public accounting firms.

Our Firm is organized to allow Partners and professional staff to develop their own areas of expertise in an industry or industries based on their areas of interest and the needs of each office. This specialization includes extensive continuing education in the area, being called upon to assist other offices in the performance of accounting, auditing, tax, or management advisory services for clients in that industry, and active involvement in industry advisory organizations. This degree of specialization is usually found only in the largest public accounting firms with impersonal offices located hundreds of miles away. Our clients can utilize our expertise and resources while also receiving unparalleled individual service normally only available from small, local public accounting firms with few resources. We offer the best of both worlds: superior service and expert knowledge in a wide range of industries.

We are members of the American Institute of Certified Public Accountants Division for CPA Firms. Member firms, among other requirements, agree to adhere to quality control standards, submit to peer reviews, require 120 hours of continuing professional education for each professional staff person every three years, and report information about the Firm to the Division.

We have structured our organization to personally serve medium size clients who have as great a need for management consulting services as they do for accounting and auditing services. We offer a full range of accounting, auditing, tax management, advisory, and information system services to our clients. In addition, we have an Employee Benefits Department which offers a wide range of services relating to employee benefits programs.

## APPENDIX C STAFFING and REFERENCES

**Curt Benson, CPA**, will be the partner in charge of the engagement and will be involved in all phases of the audit. Mr. Benson is an Eastern Illinois University graduate with eight years public accounting experience in numerous governmental and non-profit audits including single audits. Mr. Benson has previously been the partner-in-charge for audits of Lawrenceville Community Unit School District #20, Fairfield Community High School District #225, as well as concurring partner on Robinson Community Unit School District #2, and Paris Union School District #95. In addition, Mr. Benson serves as partner in charge of audit services for several municipalities, counties and special governmental districts.

**Brian Bradbury, CPA**, will be the concurring partner of the engagement and will be involved in the concurring review of the audited financial statements. Mr. Bradbury is an Eastern Illinois University graduate and has 12 years of public accounting experience in school district, municipality, county, and other governments as well as non-profit and small business audits. Mr. Bradbury has managed school district audits including Paris Union School District #95, Robinson Community Unit School District #2, and Palestine Community Unit School District #3.

A sample of relevant audit or accounting client experience for Kemper CPA Group professionals assigned to your audit includes:

### Name

Fairfield Community High School District #225  
Lawrenceville Community Unit School District #20  
Robinson Community Unit School District #2  
Paris Union School District #95

Partners and professional staff are required to keep current regarding changes in professional standards including GASB issues. All professional audit staff are required to attend annual firm sponsored continuing education classes for accounting and auditing updates. In addition, all professionals working on governmental audits are required to attend the firm sponsored annual continuing education for governmental accounting and auditing update. Kemper CPA Group contracts with the accounting profession's leading educational and quality control sources, to present these seminars to Kemper professionals.

**MINUTES OF EXECUTIVE SESSION OF THE BOARD OF EDUCATION**  
**East Richland Community Unit School District No. 1**  
**Held During Regular Meeting, Thursday, April 21, 2011**

Minutes of a closed meeting of the Board of Education of East Richland Community Unit School District No. 1, Counties of Richland, Wayne and Jasper, in the State of Illinois, held during a duly convened (regular) public meeting, in the Unit Administration Office Board Room, 1100 East Laurel Street, Olney, Illinois, in the aforesaid school district, Thursday, April 21, 2011.

**Present** were the following members of the Board of Education: Mr. Ben Anderson (President), Mr. Steve Marrs, Dr. Gerald Mastio, Ms. Jervaise McDaniel, Mr. Leon Redman, Mr. Jan Ridgely, Mr. Jeff Wilson. Members absent: None.

**Present, in addition to Board Members:** Ms. Marilyn J. Holt, Superintendent of Schools; Mr. Larry Bussard, Assistant Superintendent; Ms. Suzanne Hahn, ERES Principal; Mr. Andy Thomann, ERMS Principal; Mr. Chris Simpson, ERHS Principal; Mr. Chad LeCrone, ERHS Assistant Principal/Athletic Director; Mr. Mick Whittler, Director of Special Education. Also present was Mr. Harry Hillis, Jr., Recording Secretary.

**Purpose:** Under Section 2(c)(1) of the Open Meetings Act to consider the appointment, employment, compensation, discipline, performance, or dismissal of individual employees of the district; and, under Section 2(c)(9) of the Open Meetings Act to consider student discipline; and under Section 2(c)(11) of the Open Meetings Act to consider pending litigation against, affecting or on behalf of the District or litigation which is probable or imminent; and, to conduct a review of closed meeting audio recordings.

**Motion** to hold a closed meeting was made by Mr. Wilson and seconded by Mr. Redman. The motion carried 7 to 0 on a roll call vote, with all members present and voting yea. The closed meeting started at 8:45 p.m.

**Matters Discussed:** The following matters were reviewed and/or discussed in closed meeting.

**1. Resignations for Retirement:** The Superintendent will in open session recommend acceptance of the resignations for the purpose of retirement of ERES Teacher Leslie Webster, District Secretary Melinda Hunt, and District Head Custodian Ron Kermicle.

**2. Resignation:** The administration will in open session recommend acceptance of the resignation of ERCU#1 Bus Driver Anita Burrows.

**3. Rehire of Groups of Employees for 2011-2012:** The Superintendent will in open session recommend rehiring of the following groups of employees for the 2011-2012 school year: Administrative Team, Non-Tenured Teachers, Tenured Teachers, and Educational Support Personnel.

**4. Employment of Personnel:** The Superintendent will in open session recommend employment of the following personnel for the 2011-2012 school year:

1. ERHS Secretary/Bookkeeper – Hillary B. Milam (Breann).
2. ERHS Guidance Secretary – Mindy Fox.
3. ERHS Band Director – Ralph Patrella.
4. ERHS PE/Health Instructor – Matthew Music.
5. ERHS Head Football Coach – Matthew Music.
6. ERHS Head Girls’ Basketball Coach – Mark Anselment.
7. ERHS Cheerleading Coach – Kristin Flanagan.

**5. Leave of Absence:** The Superintendent will in open session recommend approval of a request for leave of absence from ERMS Teacher Mandy Houchin.

**6. Destruction of Audio Recording:** The Superintendent will in open session recommend destruction of the audio recording of the closed session of the Regular Meeting of Thursday, September 24, 2009.

No formal actions were taken during the closed meeting, which was in session from 8:45 to 10:10 p.m. The closed meeting ended after a motion by Mr. Wilson, seconded by Mr. Ridgely.

Approved:     President: \_\_\_\_\_

Secretary: \_\_\_\_\_

Date Opened to Public Record: \_\_\_\_\_