

**East Richland Community Unit School District No.1
Board of Education**

**Regular Meeting
Thursday, June 21, 2012
Unit Office Board Room
7:30 PM**

- I. Call to Order and Pledge of Allegiance
Routine
- II. Roll Call
Routine
- III. Approval of Minutes of Previous Meetings
Please find minutes attached.
 - A. Regular and Closed Minutes of the Regular Board Meeting of Thursday, May 17, 2012 5
Please find minutes attached.
- IV. Financial Reports
As always, if you have questions regarding the financial reports or bills, please contact me prior to the meeting. Our total bill list is \$319,590.14.
 - A. Treasurer's Report 15
 - B. Approval of Bills and Payroll 16
 - C. All Other Financial Reports
 - 1. Comparison of Funds - May 2011 with May 2012 49
 - 2. Monthly Financial Report 50
 - 3. Balance Sheet 109
- V. Communication
 - A. Thank You from Mr. & Mrs. Harry Hillis 114
Mr. & Mrs. Hillis sent a letter thanking us for the wonderful reception, bell, athletic pass and flowers. See letter attached.
 - B. Thank You from the Family of Jim Clinton
The family of Jim Clinton, the father of Brenda Francis, sent a thank you for the lovely flowers sent by the Board of Education and Administration.
 - C. Thank you from Ann Dee Bent
Ann Dee sent a thank you for the beautiful flowers sent after her surgery. She greatly appreciates our kindness and states that it is a pleasure to working for ERCU#1.
- VI. Recognition and Comments from Employees and Public
- VII. Administrative Report
 - A. Superintendent's Report
 - B. Assistant Superintendent's Report
 - C. Administrative Reports

Written reports are attached and principals will be at the meeting if you have questions or concerns.

1. ERES - Suzanne Hahn	115
2. ERES - Cris Edwards	
3. ERMS-Andrew Thomann	117
4. ERHS - Chris Simpson	118
5. ERHS - Chad LeCrone	
6. Special Education - Mick Whittler	126
VIII. Unfinished Business	
IX. Public Hearing	127
<i>We will need to temporarily adjourn the regular meeting to conduct a public hearing regarding the FY12 Amended Budget. No action will be taken during the public hearing and after testimony and discussion, we will adjourn the public hearing and reconvene to the regular meeting.</i>	
A. Temporarily Adjourn Regular Meeting to Convene Public Hearing	
B. Hear Testimony and Consider Amended FY12 Budget	
C. Adjourn Public Hearing and Reconvene to Regular Meeting	
X. New Business	
A. Approve Final Amended FY12 Budget	
<i>I recommend approval of the Final Amended FY12 Budget.</i>	
B. Approve Tentative FY13 Budget	
I recommend approval.	
C. Approve Prevailing Wage Resolution	158
<i>This is an annual item. Prevailing wages for Richland County are posted on the Illinois Department of Labor website. We have attached a Resolution. I recommend approval.</i>	
XI. Policies for Second Reading and Adoption	
<i>Please find attached policies for second reading and adoption. I recommend approval.</i>	
A. 2:200 School Board - Types of Meetings	168
B. 2:250 Board of Education - Access to District's Public Records	172
C. 2:260 Board of Education - Uniform Grievance Procedure	175
D. 3:60 General School Administration - Administrative Responsibility of the Building Principal	178
E. 4:80 Operational Services - Accounting and Audits	179
F. 4:110 Operational Services - Transportation	182
G. 5:10 General Personnel - Equal Employment Opportunity and Minority Recruitment	183
H. 5:30 General Personnel - Hiring Process and Criteria	185
I. 5:190 Professional Personnel - Teacher Qualifications	187

J. 5:200 Professional Personnel - Terms and Conditions of Employment and Dismissal	188
K. 6:60 Instruction - Curriculum Content	190
L. 6:150 Instruction - Home and Hospital Instruction	193
M. 6:280 Instruction - Grading and Promotion	194
N. 7:20 Students - Harrassment of Students Prohibited	195
O. 7:100 Students Health, Eye and Dental Examinations, Immunizations, Birth Certificates and Exclusion	197
P. 7:190 Students - Student Discipline	200
Q. 7:270 Students - Administering Medicines to Students	206
R. 7:305 Students - Student Athlete Concussions and Head Injuries	208
XII. Executive Session	
<i>We will need a motion to enter Executive Session to discuss the following items:</i>	
A. To Consider Information Regarding Appointment, Employment or Dismissal of Individual Employees	
B. To Discuss Matters of Student Discipline	209
C. To Discuss Matters of Possible or Pending Litigation	
D. To Discuss Matters of Closed Session Minutes	
E. To Discuss Matters of Negotiations	
XIII. Resignations	
XIV. Employment	
A. Call Back from RIF for 2012-2013 School Year	
I recommend we recall teacher aides and assistants back from the Reduction in Force.	
1. ERHS Math Teacher	
<i>We have sent a letter to Jay Vaal to see if he is interested in returning to a math position at the high school. He has responded that he would like to accept the position. Jay was RIF'd two years ago and we will need to call him back for this position. I recommend approval.</i>	
2. Read 180/Language Arts Teacher	
<i>I recommend we bring Amy Rusk back to fill this position.</i>	
3. Teacher Aides	
<i>We have more students requiring an aide than we have employed. I recommend that we recall Pat Foust, Emi Mendez and Lisa Shilling as teacher aides for 'FY13. We will watch numbers, but will probably have to hire additional aides prior to the start of the school year.</i>	
4. Teacher Assistants	
<i>We have received tentative figures for Title I, which will allow us to recall teacher assistants. I recommend we recall Monica Grove, Amy Rusk, Amanda Brame, and Jamie Wilson as teacher assistants for FY'13.</i>	
B. Employment for 2012-2013 School Year	

1. ERMS Language Arts Teacher 223
Andy has recommended Cara Kniss for the Language Arts position. Cara moved to Olney last year when her husband took Jim Baker's position. She has substituted for us this past year at ERES and ERMS. Cara previously taught 8th grade Language Arts/Reading at Oregon. I recommend we hire Cara Kniss as an ERMS Language Arts Teacher.
2. ERMS Math Teacher 224
Andy has recommended Breanne Anderson for the 7th grade math position at ERMS. Breanne has taught 5th grade at Newton Central for the past two years. Part of her assignment included teaching all fifth grade mathematics. I recommend we hire Breanne Anderson as an ERMS Math Teacher.
3. ERHS Teacher Assistant
Chris is recommending Ethan Randolph as a teacher assistant at the high school. I recommend we hire Ethan Randolph for the FY13 school year.
4. Speech Therapist 225
Mick has recommended Ryan Spicer as a Speech Pathologist for the 2012-2013 school year. Ryan has been working at SESE for the past 12 years, so he is very familiar and knowledgeable about what we need from a speech therapist. I support Mick's recommendation.
5. ERHS Assistant Boys' Basketball Coach 226
Chad has recommended Ethan Randolph as the Assistant Boys' Basketball Coach at ERHS for the 2012-2013 school year. I recommend approval.
6. ERCU#1 Mechanic

XV. Closed Minutes

- A. Approve Destruction of Closed Session Audio Recording of the Regular Meeting of December 16, 2010 227
I recommend approval.

XVI. Adjourn

The next regular meeting will be held on Thursday, July 15, 2011.

Minutes of a regular meeting of the Board of Education of East Richland Community Unit School District No. 1, Counties of Richland, Wayne and Jasper, in the State of Illinois, held in the Unit Administration Office Board Room, 1100 East Laurel Street, Olney, Illinois, Thursday, May 17, 2012.

AGENDA #I – “Call to Order & Pledge of Allegiance” – The meeting was called to order at the hour of 7:35 p.m. by Mr. Ben Anderson, President of the Board of Education, who chaired the meeting. The meeting opened with the Pledge of Allegiance.

AGENDA #II – “Roll Call” – The Recording Secretary called the roll of those present and the following members answered to their names as called and were found to be present:

Mr. Ben Anderson, Dr. Jervaise McDaniel, Mr. Steve Marrs, Mr. Leon Redman, Mr. Jan D. Ridgely and Mr. Jeff Wilson. Members absent at roll call: Dr. Gerald M. Mastio. A quorum being present, the Chair declared the Board of Education to be in open, public session for the transaction of business.

Also present, in addition to Board Members: Ms. Marilyn J. Holt, Superintendent of Schools; Mr. Larry Bussard, Assistant Superintendent; Ms. Cris Edwards, ERES Assistant Principal; Mr. Chris Simpson, ERHS Principal; Mr. Chad LeCrone, ERHS Assistant Principal/Athletic Director; Mr. Mick Whittler, Director of Special Education. Also present was Ms. Alda Ingram, Recording Secretary.

(Note: This meeting was held pursuant to previous Board of Education action and Notice given by Mr. Ben Anderson, President, in writing, to all members, and to news media having requested such notice. A copy of the Notice was also posted at the main office of this school district.)

Mr. Wilson wanted to take the opportunity to apologize for missing the Service Awards Banquet and the last board meeting, due to illness. Mr. Wilson also wanted to publicly acknowledge Doll’s, Inc. for their leadership, hard work and dedication toward the construction of the Baseball complex in Musgrove Park.

AGENDA #III – “Approval of Minutes of Previous Meetings” – Minutes as prepared for the following meeting were presented for approval:

- A. Regular and Closed Minutes of Regular Board Meeting of Thursday, April 19, 2012.

Board Action to Approve Minutes: Dr. McDaniel made a motion to approve minutes of the foregoing meeting as prepared, but that closed meeting minutes of that date not be opened to public inspection at this time. Mr. Redman seconded the motion and on a viva voce (by the voice) vote the Chair declared the motion carried.

AGENDA #IV – “Financial Reports” – The following financial reports were presented:

#IV-A. Treasurer’s Report: The monthly Treasurer’s Report was presented.

#IV-B. Approval of Bills & Payroll: The listing of current bills, in the amount of \$723,802.54, to date of listing, and district payroll for the month of April 2012, was presented for payment. Payroll for personnel on regular employment status is the same as for the month of April 2012, with the following:

Additions: Joe Hunt, III, ERMS Custodian.
Deletions: Daniel Geier, ERMS Custodian.
Changes: None.

#IV-C. All Other Financial Reports:

1. Comparison of Funds – April 2011 with April 2012.
2. Approval of Activity Funds.
3. Monthly Financial Report.

Board Action: Mr. Wilson made a motion to approve the treasurer’s report, bills, payroll, and other financial reports as presented. Mr. Ridgely seconded the motion and on a roll call vote the following members voted yea:

Mr. Anderson, Dr. McDaniel, Mr. Marrs, Mr. Redman, Mr. Ridgely and Mr. Wilson . Members voting nay: None. Members absent: Dr. Mastio. The motion having received 6 yea and 0 nay votes, the Chair declared the motion carried.

AGENDA #V – “Communications” –

- A. Thank You from Diana Woods: Diana Woods thanked the Board for the Service Awards Banquet and retirement gift.

AGENDA #VI – “Recognition & Comments from Employees & Public” –

A. Recognition of Recording Secretary: Mr. Harry Hillis was recognized for 52 years of service to East Richland School District. Mr. Hillis was presented with a handmade wooden school bell music box and an East Richland Gold Pass for school sports activities. Flowers were presented to Mr. Hillis’ wife, June.

B. ERMS Teacher, Jamie Tyler and Students – Mrs. Tyler presented Jacob McVicker and Ericka Mendez to the board. The students gave a brief presentation on the projects they prepared on their iPads for a technology showcase they attended in Springfield.

AGENDA #VII – “Administrative Reports” –

#VII-A. Superintendent’s Report – Marilyn J. Holt: Ms. Holt presented the following informational reports.

1. Comparison of Projected Tax Rate and Actual Rate for 2011: The Superintendent presented the actual 2012 extension and rate as compared to the projected rate. The Actual 2011-2012 Extension with Bonds was \$6,593,649.35 with an Actual Rate of 4.20981

2. Graduation Report: Superintendent Holt reported that graduation ceremonies were very nice and complimented the principals on a job well done.

3. Superintendents Conference: Superintendent Holt reported that she had attended the Superintendent’s Conference in Springfield and was concerned about the State’s financial status and how that would affect East Richland.

#VII-B. Assistant Superintendent’s Report – Larry Bussard: Mr. Bussard reported that the rewire project at the high school would be finalized by June 1st with a walk through scheduled for June 5th. Mr. Bussard also commented that the Matrix Company has been very professional and that he felt the district had a very good working relationship with them.

#VII-C. Other Administrative Reports: Written reports were presented by other administrators.

AGENDA #VIII – “Unfinished Business” – None.

AGENDA #IX – “New Business” –

#IX-A. CNA Agreement with Richland Memorial Hospital: This is an annual item, which allows students to go to Richland Memorial Hospital for training through the student nursing classes at the high school. The Superintendent recommended approval as presented. **(Documentary Registry No.12-05-01)**

Board Action: Mr. Wilson made a motion to approve the CNA Agreement for the 2012-2013 school year as recommended. Dr. McGlone seconded the motion and on a roll call vote the following members voted yea:

Mr. Anderson, Dr. McDaniel, Mr. Marrs, Mr. Redman, Mr. Ridgely and Mr. Wilson. Members voting nay: None. Members absent: Dr. Mastio. The motion having received 6 yea and 0 nay votes, the Chair declared the motion carried.

#IX-B. Review and Approve Hazardous Conditions with Regard to Transportation – The Superintendent recommended approval of the Hazardous Conditions with Regard to Transportation as presented. **(Documentary Registry No.12-05-02)**

Board Action: Dr. McDaniel made a motion to approve Hazardous Conditions with Regard to Transportation, as recommended. Mr. Redman seconded the motion and on a roll call vote the following members voted yea:

Mr. Anderson, Dr. McDaniel, Mr. Marrs, Mr. Redman, Mr. Ridgely and Mr. Wilson. Members voting nay: None. Members absent: Dr. Mastio. The motion having received 6 yea and 0 nay votes, the Chair declared the motion carried.

#IX-C - Approve Changes in the 2012-2013 Student Handbooks – The Superintendent recommended approval of the changes to the 2012-2013 student handbooks for ERES, ERMS and ERHS, as presented. **(Documentary Registry No.12-05-03)**

Board Action: Dr. McDaniel made a motion to approve the changes to the ERES, ERMS, and ERHS Student Handbooks for the 2012-2013 school year, as recommended. Mr. Ridgely seconded the motion and on a roll call vote the following members voted yea:

Mr. Anderson, Dr. McDaniel, Mr. Marrs, Mr. Redman, Mr. Ridgely and Mr. Wilson. Members voting nay: None. Members absent: Dr. Mastio. The motion having received 6 yea and 0 nay votes, the Chair declared the motion carried.

AGENDA #X – “Policies for First Reading” – The Superintendent recommended that the following Board Policies be approved for first reading reading: **(Documentary Registry No.12-05-04)**

- A. 2:200 School Board - Types of Meetings
- B. 2:250 Board of Education - Access To District's Public Records
- C. 2:260 Board of Education - Uniform Grievance Procedure
- D. 3:60 General School Administration - Administrative Responsibility of the Building Principal
- E. 4:80 Operational Services - Accounting and Audits
- F. 4:110 Operational Services - Transportation
- G. 5:10 General Personnel - Equal Employment Opportunity and Minority Recruitment
- H. 5:30 General Personnel - Hiring Process and Criteria
- I. 5:190 Professional Personnel - Teacher Qualifications
- J. 5:200 Professional Personnel - Terms and Conditions of Employment and Dismissal
- K. 6:60 Instruction - Curriculum Content
- L. 6:150 Instruction - Home and Hospital Instruction
- M. 6:280 Instruction - Grading and Promotion
- N. 7:20 Students - Harassment of Students Prohibited

- O. 7:100 Students Health, Eye and Dental Examinations, Immunizations, Birth Certificates and Exclusion
- P. 7:190 Students - Student Discipline
- Q. 7270: Students - Administering Medicines to Students
- R. 7:305 Students - Student Athlete Concussions and Head Injuries

Board Action: Mr. Wilson made a motion to approve the foregoing Board Policies for first reading as recommended. Mr. Redman seconded the motion and on a roll call vote the following members voted yea:

Mr. Anderson, Dr. McDaniel, Mr. Marrs, Mr. Redman, Mr. Ridgely, Mr. Wilson.
Members voting nay: None. Members absent: Dr. Mastio. The motion having received 6 yea and 0 nay votes, the Chair declared the motion carried.

AGENDA #XI – “Executive Session” – Dr. McDaniel made a motion to hold a closed meeting, under Section 2(c)(1) of the Open Meetings Act to consider the appointment, employment, compensation, discipline, performance, or dismissal of individual employees of the district; and, under Section 2(c)(2) of the Open Meetings Act to consider collective negotiating matters; and, under Section 2(c)(9) of the Open Meetings Act to consider student discipline; and, under Section 2(c)(11) of the Open Meetings Act to consider pending litigation against, affecting or on behalf of the District or litigation which is probable or imminent; and, 2(c)(21) to consider closed meeting audio recordings. Mr. Redman seconded the motion on a roll call vote the following members voted yea:

Mr. Anderson, Dr. McDaniel, Mr. Marrs, Mr. Redman, Mr. Ridgely and Mr. Wilson. Members voting nay: None. Members absent: Dr. Mastio. The motion having received 6 yea and 0 nay votes, the Chair declared the motion carried. A closed meeting was held, beginning at 8:35 p.m.

Closed Meeting Ended: Dr. McDaniel made a motion to adjourn the closed meeting and reconvene in open session. Mr. Redman seconded the motion and on a viva voce (by the voice) vote the Chair declared the motion carried. A quorum being present, the Board reconvened in open, public session for the transaction of business at 10:12 p.m.

AGENDA #XII – “Resignations” –

A. ERHS Teacher – Louis Gassmann: The Superintendent recommended approval of the resignation of Louis Gassmann, for the purpose of retirement, effective at the end of the first semester of the 2016-2017 school year, including granting 149 days to Mr. Gassmann’s sick bank, as per Contract Agreement.

Board Action: Dr. McDaniel made a motion to approve the resignation for the purpose of retirement for Louis Gassmann, as recommended. Mr. Redman seconded the motion and on a roll call vote the following members voted yea:

Mr. Anderson, Dr. McDaniel, Mr. Marrs, Mr. Redman, Mr. Ridgely, Mr. Wilson.
Members voting nay: None. Members absent: Dr. Mastio. The motion having received 6 yea and 0 nay votes, the Chair declared the motion carried.

B. ERHS Teacher – Jody Aldrich: The Superintendent recommended approval of the resignation of Jody Aldrich, with regret, effective at the end of the 2011-2012 school.

Board Action: Dr. McDaniel made a motion to approve the resignation of Jody Aldrich with regret, effective at the end of the 2011-2012 school year, as recommended. Mr. Wilson seconded the motion and on a roll call vote the following members voted yea:

Mr. Anderson, Dr. McDaniel, Mr. Marrs, Mr. Redman, Mr. Ridgely, Mr. Wilson.
Members voting nay: None. Members absent: Dr. Mastio. The motion having received 6 yea and 0 nay votes, the Chair declared the motion carried.

AGENDA #XIII – “Employment” – The Superintendent made the following Recommendations for employment:

A. Reduction in Force – The Board took no action on this item.

B. Transportation Bus Mechanic: The Board took no action on this item.

C. PreK Teacher - The Superintendent recommended approval of Samantha Phillips as a PreKindergarten teacher at ERES, as presented by Mrs. Hahn.

Board Action: Dr. McDaniel made a motion to approve the employment of Samantha Phillips as a PreKindergarten teacher at ERES, as recommended. Mr. Ridgely seconded the motion and on a roll call vote the following members voted yea:

Mr. Anderson, Dr. McDaniel, Mr. Marrs, Mr. Redman, Mr. Ridgely, Mr. Wilson.
Members voting nay: None. Members absent: Dr. Mastio. The motion having received 6 yea and 0 nay votes, the Chair declared the motion carried.

D. Approve volunteer Coaches: The Superintendent recommended approval of volunteer football coaches: Dave Denton, John Reed, Luke Carmody, Jordan Grinestaff, Brock Ochs, and Jake Jones; volunteer cross country coach - Leon Stallard and girls’ tennis coaches - Dick Muston, and Kris Muston as presented.

Board Action: Mr. Ridgely made a motion to approve volunteer coaches, as recommended. Mr. Wilson seconded the motion and on a roll call vote the following members voted yea:

Mr. Anderson, Dr. McDaniel, Mr. Marrs, Mr. Redman, Mr. Ridgely, Mr. Wilson.
Members voting nay: None. Members absent: Dr. Mastio. The motion having received 6 yea and 0 nay votes, the Chair declared the motion carried.

E. Reassignment of Certified Employees- The Superintendent recommended approval of the reassignment of Sherry Geier and Dr. Sherri Snider to Race to the Top Facilitators.

Board Action: Mr. Marrs made a motion to approve the reassignment of Sherry Geier and Dr. Sherri Snider, as recommended. Mr. Redman seconded the motion and on a roll call vote the following members voted yea:

Mr. Anderson, Dr. McDaniel, Mr. Marrs, Mr. Redman, Mr. Ridgely, Mr. Wilson.
Members voting nay: None. Members absent: Dr. Mastio. The motion having received 6 yea and 0 nay votes, the Chair declared the motion carried.

AGENDA #XIV – “Leave of Absence” – The Superintendent made the following Recommendations for family leaves of absence:

#XIV-A. ERES Teacher – Melissa Runyon, to begin on delivery through the 2012-2013 school year.

#XIV-B. ERMS Teacher – Ashley Stafford to begin on August 13, 2012, through December 20, 2012.

#XIV-C. ERHS Teacher – Mandy McKnight Ginder for the first nine weeks of the 2012-2013 fall semester.

Board Action: Mr. Redman made a motion to approve the foregoing leaves of absence, as recommended. Mr. Ridgely seconded the motion and on a roll call vote the following members voted yea:

Mr. Anderson, Dr. McDaniel, Mr. Marrs, Mr. Redman, Mr. Ridgely, Mr. Wilson.
Members voting nay: None. Members absent: Dr. Mastio. The motion having received 6 yea and 0 nay votes, the Chair declared the motion carried.

AGENDA #XIV – “Approve Sick Day Reimbursement” – The Superintendent recommended that a one time reimbursement of 21.5 days of sick leave be credited back to Jenifer Hearn, as per Contract Agreement.

Board Action: Dr. McDaniel made a motion to approve the one time reimbursement of 21.5 days of sick leave be credited back to Jenifer Hearn, as recommended . Mr. Ridgely seconded the motion and on a roll call vote the following members voted yea:

Mr. Anderson, Dr. McDaniel, Mr. Marrs, Mr. Redman, Mr. Ridgely, Mr. Wilson.
Members voting nay: None. Members absent: Dr. Mastio. The motion having received 6 yea and 0 nay votes, the Chair declared the motion carried.

AGENDA #XVI – “Closed Meeting Minutes” – The Superintendent presented the following recommendation for Board action relative to closed meeting minutes:

#XVI-A. Perusal of Closed Session Minutes: The Superintendent recommended approval of opening the closed session minutes of November 15, 2011, December 15, 2011, January 19, 2012, January 24, (Special Meeting) February 16, 2012 and March 15, 2012 to the public.

Board Action: Mr. Wilson made a motion to approve opening the foregoing closed session minutes to the public, as recommended. Mr. Redman seconded the motion and on a roll call vote the following members voted yea:

Mr. Anderson, Dr. McDaniel, Mr. Marrs, Mr. Redman, Mr. Ridgely, Mr. Wilson.
Members voting nay: None. Members absent: Dr. Mastio. The motion having received 6 yea and 0 nay votes, the Chair declared the motion carried.

#XVI-B. Approve Destruction of Closed Meeting Audio Recording: The Superintendent recommended approval to destroy the closed meeting audio recording of the Regular Meeting of Tuesday, November 16, 2010.

Board Action: Mr. Wilson made a motion to approve destruction of the closed meeting audio recording of November 16, 2010, as recommended. Mr. Redman seconded the motion and on a roll call vote the following members voted yea:

Mr. Anderson, Dr. McDaniel, Mr. Marrs, Mr. Redman, Mr. Ridgely, Mr. Wilson.
Members voting nay: None. Members absent: Dr. Mastio. The motion having received 6 yea and 0 nay votes, the Chair declared the motion carried.

AGENDA #XVIII – “Adjournment” – Dr. McDaniel made a motion to adjourn. Next regular meeting will be Thursday, June 21, 2012, at 7:30 p.m. in the Unit Administration Office Board Room. Mr. Wilson seconded the motion and on a viva voce (by the voice) vote the Chair declared the motion carried and the meeting adjourned at 10:30 p.m.

Approved: President: _____

Secretary: _____

MINUTES OF EXECUTIVE SESSION OF THE BOARD OF EDUCATION
East Richland Community Unit School District No. 1
Held During Regular Meeting, Thursday, May 17, 2012

Minutes of a closed meeting of the Board of Education of East Richland Community Unit School District No. 1, Counties of Richland, Wayne and Jasper, in the State of Illinois, held during a duly convened (regular) public meeting, in the Unit Administration Office Board Room, 1100 East Laurel Street, Olney, Illinois, in the aforesaid school district, Thursday, May 17 2012.

Present were the following members of the Board of Education: Mr. Ben Anderson (President), Dr. Jervaise McDaniel (Secretary), Mr. Steve Marrs, Mr. Leon Redman, Mr. Jan D. Ridgely and Mr. Jeff Wilson. Members absent: Dr. Gerald M. Mastio.

Also present, in addition to Board Members: Ms. Marilyn J. Holt, Superintendent of Schools; Mr. Larry Bussard, Assistant Superintendent; Ms. Suzanne Hahn, ERES Principal; Ms. Cris Edwards, ERES Assistant Principal; Mr. Chris Simpson, ERHS Principal; Mr. Chad LeCrone, ERHS Assistant Principal/Athletic Director; Mr. Mick Whittler, Director of Special Education. Also present was Ms. Alda Ingram, Recording Secretary.

Purpose: Under Section 2(c)(1) of the Open Meetings Act to consider the appointment, employment, compensation, discipline, performance, or dismissal of individual employees of the district; and, under Section 2(c)(2) of the Open Meetings Act to consider collective negotiating matters; under Section 2(c)(9) of the Open Meetings Act to consider student discipline; under Section 2(c)(11) of the Open Meetings Act to consider pending litigation against, affecting or on behalf of the District or litigation, which is probable or imminent; and, under 2(c)(21) to consider executive session audio recordings.

Motion to hold a closed meeting was made by Dr. McDaniel and seconded by Mr. Redman. The motion carried 6 to 0 on a roll call vote, with six members present and voting yea. The closed meeting started at 8:35 p.m.

Matters Discussed: The following matters were reviewed and/or discussed in closed meeting.

1. Possible Litigation – Pat Burke, Attorney was present with his client Janet Hewerdine to represent Mrs. Hewerdine and Mr. & Mrs. Fred Brandt in the matter of foul balls hit into their properties due to ERHS Boys' Baseball home games. Mr. Burke presented the board with information provided by Mr. Brandt stating that 164 balls had been hit onto private properties around the ball diamond during the baseball season. Mr. Burke agreed that nothing could be used as protection from the neighboring properties that would affect the play of the game. Mrs. Holt stated that several options had been presented, but none would guarantee a solution that would prevent enough foul balls from hitting private property that would be beneficial to the neighbors and cost effective for the district. The Board agreed to look into the matter further for a solution. Mr. Burke and Mrs. Hewerdine left and the closed session continued its' consideration of the following matters:

2. Resignations: The Superintendent will in open session recommend acceptance of the following resignations: Louis Gassman's resignation for the purpose of retirement, at the end of the 2016-2017 school year and to add 149 days to Mr. Gassmann's sick bank, as per contract agreement; Jody Aldrich, ERMS math teacher, effective at the end of the 2011-2012 school year.

3. Employment – The board and administration discussed calling back employees from the Reduction in Force.

3. Bus Mechanic for Transportation Department: The board and the administration discussed the mechanic position for the transportation department.

4. Approval of Volunteer Coaches: The Superintendent will in open session recommend approval of volunteer coaches as presented.

5. Re-assignment of Certified Employees: The Superintendent will in open session recommend approval of the re-assignment of two certified employees as Race to the Top Facilitators.

6. Leave of Absence – The Superintendent will in open session recommend approval of the leaves of absence for an ERES teacher, an ERMS teacher and an ERHS teacher.

7. Sick Day Reimbursement – The Superintendent will in open session recommend approval of a one-time reimbursement of 21.5 days of sick leave to an ERES teacher, as per contract agreement.

8. Perusal of Closed Session Minutes – The Board reviewed the regular minutes of November 15, 2011, December 15, 2011, January 19, 2012, the special meeting of January 24, 2012, the regular meetings of February 16, 2012 and March 15, 2012.

9. Destruction of Audio Recording: The Superintendent will in open session recommend destruction of the audio recording of the closed session of the Regular Rescheduled Meeting of Tuesday, November 16, 2010.

10. Negotiations – The Superintendent reported that information was being prepared for negotiations; however, the EREA had not contacted the Superintendent to set up a meeting as of this date.

No formal actions were taken during the closed meeting, which was in session from 8:35 to 10:12 p.m. The closed meeting ended after a motion by Dr. McDaniel, seconded by Mr. Redman.

Approved: President: _____

Secretary: _____

Date Opened to Public Record: _____

EAST RICHLAND COMMUNITY UNIT SCHOOL DISTRICT NO. 1
OLNEY, ILLINOIS

TREASURER'S REPORT
June 21, 2012

	Cash Balance	Cash Receipts/Adjusting Entries Month Ended	Cash Disbursements/Adjusting Entries Month Ended	Adjusting Entries	Inter Fund Loan	Cash Balance	Certificate of Deposit Investments	CD and Cash Total
Fund	4/30/2012	5/31/2012	5/31/2012	5/31/2012	5/31/2012	5/31/2012	5/31/2012	5/31/2012
Education	3,126,924.25	943,941.07	1,195,234.18		NONE	2,875,631.14		2,875,631.14
Building and Grounds	512,194.99	276.78	15,302.11		NONE	497,169.66		497,169.66
Debt Service	298,588.01	120.54	0.00		NONE	298,708.55		298,708.55
Transportation	57,919.26	77,355.29	134,534.23		NONE	740.32		740.32
IMRF/Social Security	253,989.60	102.54	62,487.82		NONE	191,604.32		191,604.32
Capital Projects	0.00	0.00	0.00		NONE	0.00		0.00
Working Cash	1,694,007.89	683.90	0.00		NONE	1,694,691.79		1,694,691.79
Tort	35,413.66	14.30	6215.00			29,212.96		29,212.96
Life Safety	301,460.86	121.70	335.00		NONE	301,247.56		301,247.56
Total	6,280,498.52	1,022,616.12	1,414,108.34			5,889,006.30	-	5,889,006.30
Add CD's	-							
Total with CD's	6,280,498.52	1,022,616.12	1,414,108.34			5,889,006.30		
Assets								
Health Fund Checking	149,891.20					148,423.05		
IHI Reserve Checking	12,562.44					12,567.78		
Building Trades	151,724.97					160,580.37		
Revolving Funds	8,000.00					8,000.00		
Total Assets	322,178.61					329,571.20		
Total with Assets	6,602,677.13					6,218,577.50		

<u>VEN-KEY</u>	<u>VENDOR NAME</u>	<u>INVOICE #</u>	<u>PO NUMBER</u>	<u>BATCH</u>	<u>BANK</u>	<u>DESCRIPTION</u>	<u>LQ</u>	<u>S</u>	<u>INV DATE</u>	<u>DUE DATE</u>	<u>C</u>	<u>NET AMOUNT</u>
		<u>DISCOUNT DESCRIPTION</u>			<u>DISC AMT</u>	<u>ADJUSTMENT DESCRIPTION</u>			<u>ADJ AMT</u>	<u>CHECK NBR</u>	<u>INVOICE AMOUNT</u>	
A T & T 000	A T & T	0303163481001	0	MAYPP	MAIN	TELEPHONE CHARGES	H		04/18/2012	05/01/2012	R	\$416.62
											7416	\$416.62
											NUMBER OF INVOICES: 1	\$416.62
BUSCHBOB000	BUSCHER, BOB	1	0	MAYPP	MAIN	BLDG TRADES SUPPLIES	H		05/09/2012	05/17/2012	R	\$6,017.77
											7604	\$6,017.77
											NUMBER OF INVOICES: 1	\$6,017.77
CASEY'S 000	CASEY'S GENERAL STORE	1	0	MAYPP	MAIN	Gas cards for families	H		05/16/2012	05/18/2012	R	\$100.00
											7609	\$100.00
											NUMBER OF INVOICES: 1	\$100.00
CITY OF 000	CITY OF OLNEY	04-2202-00	0	MAYPP	MAIN	HS Water/Sewer	H		04/02/2012	04/30/2012	R	\$791.46
											7417	\$791.46
CITY OF 000	CITY OF OLNEY	04-5013-00	0	MAYPP	MAIN	MS-2 Water/Sewer	H		04/02/2012	04/30/2012	R	\$345.44
											7417	\$345.44
CITY OF 000	CITY OF OLNEY	05-2210-00	0	MAYPP	MAIN	HS B-ball Water/Sewer	H		04/03/2012	04/30/2012	R	\$12.76
											7417	\$12.76
CITY OF 000	CITY OF OLNEY	05-2289-00	0	MAYPP	MAIN	MS-1 Water/Sewer	H		04/03/2012	04/30/2012	R	\$10.23
											7417	\$10.23
CITY OF 000	CITY OF OLNEY	05-2490-00	0	MAYPP	MAIN	HS JROTC Water/Sewer	H		04/03/2012	04/30/2012	R	\$24.67
											7417	\$24.67
CITY OF 000	CITY OF OLNEY	05-4991-00	0	MAYPP	MAIN	HS SOFTBALL CONCESSION WATER	H		04/03/2012	04/30/2012	R	\$13.66
											7417	\$13.66
CITY OF 000	CITY OF OLNEY	09-5143-00	0	MAYPP	MAIN	Bldg Trds -WATER/SEWER	H		04/09/2012	04/30/2012	R	\$22.56
											7417	\$22.56

19

<u>VEN-KEY</u>	<u>VENDOR NAME</u>	<u>INVOICE #</u>	<u>PO NUMBER</u>	<u>BATCH</u>	<u>BANK</u>	<u>DESCRIPTION</u>	<u>LQ</u>	<u>S</u>	<u>INV DATE</u>	<u>DUE DATE</u>	<u>C</u>	<u>NET AMOUNT</u>
		<u>DISCOUNT DESCRIPTION</u>			<u>DISC AMT</u>	<u>ADJUSTMENT DESCRIPTION</u>			<u>ADJ AMT</u>	<u>CHECK NBR</u>	<u>INVOICE AMOUNT</u>	
CITY OF 000	CITY OF OLNEY	1	0	MAYPP	MAIN	POOL PASSES	H		05/30/2012	05/30/2012	R	\$705.00
											7612	\$705.00
CITY OF 000	CITY OF OLNEY	11-4515-00	0	MAYPP	MAIN	ES Water/Sewer	H		04/05/2012	04/30/2012	R	\$621.76
											7417	\$621.76
CITY OF 000	CITY OF OLNEY	11-5042-00	0	MAYPP	MAIN	ES Garden Water/Sewer	H		04/05/2012	04/30/2012	R	\$10.23
											7417	\$10.23
											NUMBER OF INVOICES: 10	\$2,557.77
DAVISANG000	DAVIS, ANGELA	1	0	MAYPP	MAIN	WORKSHOP MILEAGE	H		04/20/2012	05/01/2012	R	\$149.85
											7418	\$149.85
											NUMBER OF INVOICES: 1	\$149.85
DOLL'S I000	DOLL'S INC	ERS100	3001200186	MAYPP	MAIN	concrete, sand and gravel	C	H	04/03/2012	05/07/2012	R	\$210.00
											7440	\$210.00
DOLL'S I000	DOLL'S INC	ERS100-1	3001200186	MAYPP	MAIN	concrete, sand and gravel	C	H	04/03/2012	05/07/2012	R	\$172.50
											7440	\$172.50
DOLL'S I000	DOLL'S INC	ERS200	0	MAYPP	MAIN	BLDG TRDS	H		04/30/2012	05/07/2012	R	\$430.27
											7440	\$430.27
DOLL'S I000	DOLL'S INC	ERS450	0	MAYPP	MAIN	CUSTODIAL SUPPLIES	H		04/30/2012	05/07/2012	R	\$706.44
											7440	\$706.44
											NUMBER OF INVOICES: 4	\$1,519.21
EAGLESON000	EAGLESON AUTOMOTIVE CENTER INC	1	0	MAYPP	MAIN	REPLACEMENT OF TOTALED VEHICLE	H		05/14/2012	05/14/2012	R	\$20,783.41
											7585	\$20,783.41
											NUMBER OF INVOICES: 1	\$20,783.41
EDWARCRY000	EDWARDS, CRYSTLE	1	0	MAYPP	MAIN	REIMBURSE PLANE TICKET FOR	H		02/25/2012	05/07/2012	R	\$219.60

17

<u>VEN-KEY</u>	<u>VENDOR NAME</u>	<u>INVOICE #</u>	<u>PO NUMBER</u>	<u>BATCH</u>	<u>BANK</u>	<u>DESCRIPTION</u>	<u>LQ</u>	<u>S</u>	<u>INV DATE</u>	<u>DUE DATE</u>	<u>C</u>	<u>NET AMOUNT</u>
		<u>DISCOUNT DESCRIPTION</u>		<u>DISC AMT</u>		<u>ADJUSTMENT DESCRIPTION</u>			<u>ADJ AMT</u>	<u>CHECK NBR</u>		<u>INVOICE AMOUNT</u>
EDWARCRY000	EDWARDS, CRYSTLE	1				*****CONTINUED*****						
						MODEL SCHOOL CONFERENCE IN JUNE				7441		\$219.60
						NUMBER OF INVOICES: 1						\$219.60
ERCU # 1000	ERCU # 1	1	0	MAYPP	MAIN	LAPTOP TRAVEL	H		05/03/2012	05/14/2012	R	\$1,030.19
										7586		\$1,030.19
						NUMBER OF INVOICES: 1						\$1,030.19
ERHS 001	ERHS	1	0	MAYPP	MAIN	REIMBURSEMENT FOR APRIL	H		05/02/2012	05/03/2012	R	\$4,140.00
										7426		\$4,140.00
						NUMBER OF INVOICES: 1						\$4,140.00
ERMS 000	ERMS	1	0	MAYPP	MAIN	REIMBURSEMENT FOR APRIL	H		05/03/2012	05/03/2012	R	\$140.00
										7427		\$140.00
ERMS 000	ERMS	1	0	MAYPP	MAIN	REIMBURSEMENT FOR PIANO ACCOMPANIMENT	H		05/02/2012	05/07/2012	R	\$420.00
										7442		\$420.00
ERMS 000	ERMS	1	0	MAYPP	MAIN	OLNEY INVITATIONAL SHORTAGE	H		05/08/2012	05/09/2012	R	\$228.16
										7451		\$228.16
						NUMBER OF INVOICES: 3						\$788.16
FORT DEA000	FORT DEARBORN LIFE INS CO	f19284702S-1	0	MAYPP	MAIN	LIFE INSURANCE FOR THE PERIOD 5/25/11 THRU 6/24/12	H		05/14/2012	05/23/2012	R	\$2,359.92
										7610		\$2,359.92
						NUMBER OF INVOICES: 1						\$2,359.92
FRONTIER000	FRONTIER	22415914380906055	0	MAYPP	MAIN	TELEPHONE CHARGES	H		04/25/2012	05/01/2012	R	\$1,433.98

81

<u>VEN-KEY</u>	<u>VENDOR NAME</u>	<u>INVOICE #</u>	<u>PO NUMBER</u>	<u>BATCH</u>	<u>BANK</u>	<u>DESCRIPTION</u>	<u>LQ</u>	<u>S</u>	<u>INV DATE</u>	<u>DUE DATE</u>	<u>C</u>	<u>NET AMOUNT</u>
		<u>DISCOUNT DESCRIPTION</u>		<u>DISC AMT</u>		<u>ADJUSTMENT DESCRIPTION</u>			<u>ADJ AMT</u>	<u>CHECK NBR</u>		<u>INVOICE AMOUNT</u>
FRONTIER000	FRONTIER	22415914380906055				*****CONTINUED*****						
										7419		\$1,433.98
												NUMBER OF INVOICES: 1
												\$1,433.98
G E MONE000	G E MONEY BANK / AMAZON	1	2001200150	MAYPP	MAIN	Rhino running socks	C	H	04/25/2012	05/03/2012	R	\$33.21
										7428		\$33.21
G E MONE000	G E MONEY BANK / AMAZON	6045781700082398	0	MAYPP	MAIN	MISC BOOKS		H	04/25/2012	05/03/2012	R	\$110.75
										7428		\$110.75
												NUMBER OF INVOICES: 2
												\$143.96
GIBSOSHE001	GIBSON, SHERRI	1	0	MAYPP	MAIN	2990 - APRIL MILEAGE & 13 DAYS @ 237.26 CONTRACTED SERVICES		H	04/30/2012	05/01/2012	R	\$4,743.83
										7420		\$4,743.83
												NUMBER OF INVOICES: 1
												\$4,743.83
HOMEMADE000	HOMEMADE DELIGHTS	1	0	MAYPP	MAIN	BOARD MEETING		H	05/17/2012	05/18/2012	R	\$30.00
										7606		\$30.00
												NUMBER OF INVOICES: 1
												\$30.00
IL DEPT 001	IL DEPT OF EMPLOYMENT SEC	1	0	MAYPP	MAIN	C. MCKINNEY - JAN THRU MARCH		H	03/31/2012	05/01/2012	R	\$5,681.00
										7421		\$5,681.00
												NUMBER OF INVOICES: 1
												\$5,681.00
IL GAS C000	IL GAS COMPANY	52065	0	MAYPP	MAIN	HS GAS		H	05/03/2012	05/17/2012	R	\$988.36
										7605		\$988.36
IL GAS C000	IL GAS COMPANY	53889	0	MAYPP	MAIN	WAREHOUSE GAS BILL		H	05/03/2012	05/17/2012	R	\$30.24
										7605		\$30.24

19

<u>VEN-KEY</u>	<u>VENDOR NAME</u>	<u>INVOICE #</u>	<u>PO NUMBER</u>	<u>BATCH</u>	<u>BANK</u>	<u>DESCRIPTION</u>	<u>LQ</u>	<u>S</u>	<u>INV DATE</u>	<u>DUE DATE</u>	<u>C</u>	<u>NET AMOUNT</u>
		<u>DISCOUNT DESCRIPTION</u>		<u>DISC AMT</u>		<u>ADJUSTMENT DESCRIPTION</u>			<u>ADJ AMT</u>	<u>CHECK NBR</u>		<u>INVOICE AMOUNT</u>
IL GAS C000	IL GAS COMPANY	54105	0	MAYPP	MAIN	HS VOCATIONAL GAS BILL	H		05/03/2012	05/17/2012	R	\$21.24
										7605		\$21.24
IL GAS C000	IL GAS COMPANY	55319	0	MAYPP	MAIN	BUS BARN GAS BILL	H		05/09/2012	05/17/2012	R	\$45.01
										7605		\$45.01
IL GAS C000	IL GAS COMPANY	56305	0	MAYPP	MAIN	HS ROTC GAS BILL	H		05/03/2012	05/17/2012	R	\$20.11
										7605		\$20.11
IL GAS C000	IL GAS COMPANY	63182	0	MAYPP	MAIN	HS GREENHOUSE GAS BILL	H		05/03/2012	05/17/2012	R	\$20.11
										7605		\$20.11
IL GAS C000	IL GAS COMPANY	65248	0	MAYPP	MAIN	ERES GAS BILL	H		05/09/2012	05/17/2012	R	\$416.83
										7605		\$416.83
IL GAS C000	IL GAS COMPANY	66078	0	MAYPP	MAIN	ADMIN GAS BILL	H		05/03/2012	05/17/2012	R	\$27.99
										7605		\$27.99
IL GAS C000	IL GAS COMPANY	66633	0	MAYPP	MAIN	HS B/T GAS BILL	H		05/11/2012	05/17/2012	R	\$13.96
										7605		\$13.96
IL GAS C000	IL GAS COMPANY	72887	0	MAYPP	MAIN	MS GAS BILL	H		05/11/2012	05/17/2012	R	\$247.19
										7605		\$247.19
NUMBER OF INVOICES: 10												\$1,831.04
IL STATE001	IL STATE UNIVERSITY	1	0	MAYPP	MAIN	LORI WEITKAMP - ORFF SCHULWERK, LEVEL 1 - JUNE 18-29, 2012	H		05/07/2012	05/07/2012	S	\$600.00
										7443		\$600.00
IL STATE001	IL STATE UNIVERSITY	2	0	MAYPP	MAIN	JOYCE ANDERSON, MELISSA DUNN, LINDA LANKER - READING & MATH & SCIENCE OH MY - JULY 17, 2012	H		05/07/2012	05/07/2012	S	\$447.00
										7444		\$447.00

20

<u>VEN-KEY</u>	<u>VENDOR NAME</u>	<u>INVOICE #</u>	<u>PO NUMBER</u>	<u>BATCH</u>	<u>BANK</u>	<u>DESCRIPTION</u>	<u>LQ</u>	<u>S</u>	<u>INV DATE</u>	<u>DUE DATE</u>	<u>C</u>	<u>NET AMOUNT</u>
		<u>DISCOUNT DESCRIPTION</u>		<u>DISC AMT</u>		<u>ADJUSTMENT DESCRIPTION</u>			<u>ADJ AMT</u>	<u>CHECK NBR</u>		<u>INVOICE AMOUNT</u>
NUMBER OF INVOICES: 2												\$1,047.00
JOHN D H000	JOHN D HURN & SON, INC	1	3001200187	MAYPP	MAIN	msc items for class projects, sandpaper, dowels, stain, primer, wood, etc.	C	H	04/24/2012	05/02/2012	R	\$8.70
										7429		\$8.70
JOHN D H000	JOHN D HURN & SON, INC	2	3001200187	MAYPP	MAIN	msc items for class projects, sandpaper, dowels, stain, primer, wood, etc.	C	H	04/24/2012	05/02/2012	R	\$35.52
										7429		\$35.52
JOHN D H000	JOHN D HURN & SON, INC	E R / ELEM JOB 37	0		MAYPP	MAIN CUSTODIAL SUPPLIES	H		04/24/2012	05/02/2012	R	\$124.38
										7429		\$124.38
JOHN D H000	JOHN D HURN & SON, INC	E R / HEATHER JOB 41	0		MAYPP	MAIN BLDG TRADES	H		04/24/2012	05/02/2012	R	\$1,339.20
										7429		\$1,339.20
JOHN D H000	JOHN D HURN & SON, INC	E R / MS JOB 4	0		MAYPP	MAIN CUSTODIAL SUPPLIES	H		04/24/2012	05/02/2012	R	\$101.12
										7429		\$101.12
JOHN D H000	JOHN D HURN & SON, INC	E R / SCHOOLS JOB 81	0		MAYPP	MAIN CUSTODIAL SUPPLIES	H		04/24/2012	05/02/2012	R	\$428.87
										7429		\$428.87
NUMBER OF INVOICES: 6												\$2,037.79
JOHN DEE000	JOHN DEERE FINANCIAL	1	0		MAYPP	MAIN BLDG TRADES	H		04/25/2012	05/08/2012	R	\$64.95
										7447		\$64.95
JOHN DEE000	JOHN DEERE FINANCIAL	1	3001200120	MAYPP	MAIN	Ag Science Misc. Class Supplies	C	H	04/25/2012	05/08/2012	R	\$105.14
										7449		\$105.14

21

<u>VEN-KEY</u>	<u>VENDOR NAME</u>	<u>INVOICE #</u>	<u>PO NUMBER</u>	<u>BATCH</u>	<u>BANK</u>	<u>DESCRIPTION</u>	<u>LQ</u>	<u>S</u>	<u>INV DATE</u>	<u>DUE DATE</u>	<u>C</u>	<u>NET AMOUNT</u>
		<u>DISCOUNT DESCRIPTION</u>		<u>DISC AMT</u>		<u>ADJUSTMENT DESCRIPTION</u>			<u>ADJ AMT</u>	<u>CHECK NBR</u>		<u>INVOICE AMOUNT</u>
JOHN DEE000	JOHN DEERE FINANCIAL	2	0	MAYPP	MAIN	SUPPLIES	H		04/25/2012	05/08/2012	R	\$543.85
										7449		\$543.85
JOHN DEE000	JOHN DEERE FINANCIAL	75335-29504	8001200022	MAYPP	MAIN	General Supplies for School Year 2011 - 2012	C	H	04/25/2012	05/08/2012	R	\$65.34
										7449		\$65.34
NUMBER OF INVOICES: 4												\$779.28
LITTLE I000	LITTLE ILLINI CONFERENCE	52512	0	Maypp	MAIN	Registration Fee to Little Illini Conference	H		05/25/2012	05/25/2012	R	\$250.00
										7611		\$250.00
NUMBER OF INVOICES: 1												\$250.00
NORRIS E000	NORRIS ELECTRIC CO-OP	82017842001	0	MAYPP	MAIN	ELEMENTARY ELECTRIC	H		05/03/2012	05/07/2012	R	\$12,130.00
										7445		\$12,130.00
NORRIS E000	NORRIS ELECTRIC CO-OP	82018731001	0	MAYPP	MAIN	ELEMENTARY STORAGE BLDG ELECTRIC	H		05/03/2012	05/07/2012	R	\$24.29
										7445		\$24.29
NORRIS E000	NORRIS ELECTRIC CO-OP	82037340001	0	MAYPP	MAIN	BLDG TRADES ELECTRIC	H		05/03/2012	05/07/2012	R	\$110.27
										7445		\$110.27
NUMBER OF INVOICES: 3												\$12,264.56
OLNEY DA000	OLNEY DAILY MAIL	1	0	MAYPP	MAIN	VACANCY NOTICE - FLEET MECHANIC, PRE-K TEACHER, BUDGET HEARING	H		05/03/2012	05/14/2012	R	\$171.22
										7587		\$171.22
NUMBER OF INVOICES: 1												\$171.22
PRAIRIE 000	PRAIRIE FARMS DAIRY, INC	1	0	MAYPP	MAIN	FOOD SERVICE SUPPLIES	H		04/30/2012	05/18/2012	R	\$8,710.96
										7608		\$8,710.96

22

<u>VEN-KEY</u>	<u>VENDOR NAME</u>	<u>INVOICE #</u>	<u>PO NUMBER</u>	<u>BATCH</u>	<u>BANK</u>	<u>DESCRIPTION</u>	<u>LQ</u>	<u>S</u>	<u>INV DATE</u>	<u>DUE DATE</u>	<u>C</u>	<u>NET AMOUNT</u>
		<u>DISCOUNT DESCRIPTION</u>		<u>DISC AMT</u>		<u>ADJUSTMENT DESCRIPTION</u>			<u>ADJ AMT</u>	<u>CHECK NBR</u>		<u>INVOICE AMOUNT</u>
						NUMBER OF INVOICES: 1						\$8,710.96
REPUBLIC000	REPUBLIC SERVICES, INC	0694-000415196	0	MAYPP	MAIN	TRASH PICK UP	H		04/20/2012	05/01/2012	R	\$1,244.02
										7422	\$1,244.02	
						NUMBER OF INVOICES: 1						\$1,244.02
SNIDESHE000	SNIDER, SHERRI	1	0	MAYPP	MAIN	WORKSHOP - MEAL	H		05/03/2012	05/07/2012	R	\$28.93
										7446	\$28.93	
						NUMBER OF INVOICES: 1						\$28.93
SOUTHERN002	SOUTHERN IL UNIVERSITY	1	0	MAYPP	MAIN	CNA EXAM	H		05/07/2012	05/08/2012	R	\$140.00
										7448	\$140.00	
						NUMBER OF INVOICES: 1						\$140.00
3 TUCKEKEE000	TUCKER, KEEGAN	1	0	MAYPP	MAIN	CHORAL ACC / CONCERT - 6.5 HRS @ \$8.50	H		04/13/2012	05/18/2012	R	\$55.25
										7607	\$55.25	
						NUMBER OF INVOICES: 1						\$55.25
VERIZONW000	VERIZONWIRELESS	2729792277	0	MAYPP	MAIN	CELL PHONES	H		04/15/2012	05/01/2012	R	\$187.59
										7423	\$187.59	
						NUMBER OF INVOICES: 1						\$187.59
VISA	000 VISA	1	0	MAYPP	MAIN	CUSTODIAL SUPPLIES	H		04/25/2012	05/03/2012	R	\$182.91
										7430	\$182.91	
VISA	000 VISA	4070701310008644	0	MAYPP	MAIN	VISA CHARGES	H		04/23/2012	05/03/2012	R	\$1,145.93
										7430	\$1,145.93	
VISA	000 VISA	4070701310008651	0	MAYPP	MAIN	VISA CHARGES	H		04/25/2012	05/03/2012	R	\$6,531.25
										7430	\$6,531.25	

<u>VEN-KEY</u>	<u>VENDOR NAME</u>	<u>INVOICE #</u>	<u>PO NUMBER</u>	<u>BATCH</u>	<u>BANK</u>	<u>DESCRIPTION</u>	<u>LQ</u>	<u>S</u>	<u>INV DATE</u>	<u>DUE DATE</u>	<u>C</u>	<u>NET AMOUNT</u>
		<u>DISCOUNT DESCRIPTION</u>		<u>DISC AMT</u>		<u>ADJUSTMENT DESCRIPTION</u>			<u>ADJ AMT</u>	<u>CHECK NBR</u>		<u>INVOICE AMOUNT</u>
VISA	000 VISA	66624787	0	MAYPP	MAIN	ST JOE TRAVEL	H		04/25/2012	05/09/2012	R	\$114.41
										7452		\$114.41
NUMBER OF INVOICES: 4												\$7,974.50
WALMART	000 WALMART COMMUNITY BRC	1	2001200106	MAYPP	MAIN	Science Supplies	C	H	04/16/2012	04/24/2012	R	\$48.13
										7425		\$48.13
WALMART	000 WALMART COMMUNITY BRC	10	5001200059	MAYPP	MAIN	Toys for playgroups	P	H	04/16/2012	04/24/2012	R	\$321.30
										7425		\$321.30
WALMART	000 WALMART COMMUNITY BRC	11	6001200047	MAYPP	MAIN	Supplies to be purchased as needed	C	H	04/16/2012	04/24/2012	R	\$135.29
										7425		\$135.29
WALMART	000 WALMART COMMUNITY BRC	12	6001200068	MAYPP	MAIN	Walmart supplies	C	H	04/16/2012	04/24/2012	R	\$41.97
										7425		\$41.97
24 WALMART	000 WALMART COMMUNITY BRC	13	6001200046	MAYPP	MAIN	Walmart-Miscellaneous supplies	C	H	04/16/2012	04/24/2012	R	\$44.94
										7425		\$44.94
WALMART	000 WALMART COMMUNITY BRC	14	0	MAYPP	MAIN	SUPPLIES	H		04/16/2012	04/24/2012	R	\$1,181.21
										7425		\$1,181.21
WALMART	000 WALMART COMMUNITY BRC	2	3001200068	MAYPP	MAIN	Classroom materials/ kitchen items/ food	C	H	04/16/2012	04/24/2012	R	\$45.10
										7425		\$45.10
WALMART	000 WALMART COMMUNITY BRC	3	3001200068	MAYPP	MAIN	Misc. Office Supplies	C	H	04/16/2012	04/24/2012	R	\$79.15
										7425		\$79.15
WALMART	000 WALMART COMMUNITY BRC	4	3001200148	MAYPP	MAIN	Food, materials, and supplies to be used all year	C	H	04/16/2012	04/24/2012	R	\$20.21
										7425		\$20.21

VEN-KEY	VENDOR NAME	INVOICE #	PO NUMBER	BATCH	BANK	DESCRIPTION	LQ	S	INV DATE	DUE DATE	C	NET AMOUNT		
		DISCOUNT DESCRIPTION			DISC AMT	ADJUSTMENT DESCRIPTION			ADJ AMT	CHECK NBR	INVOICE AMOUNT			
WALMART 000	WALMART COMMUNITY BRC	5	3001200148	MAYPP	MAIN	Food, materials, and supplies to be used all year	C	H	04/16/2012	04/24/2012	R	\$13.85		
											7425	\$13.85		
WALMART 000	WALMART COMMUNITY BRC	6	3001200148	MAYPP	MAIN	Food, materials, and supplies to be used all year	C	H	04/16/2012	04/24/2012	R	\$3.88		
											7425	\$3.88		
WALMART 000	WALMART COMMUNITY BRC	7	3001200140	MAYPP	MAIN	District Nurses- walmart	C	H	04/16/2012	04/24/2012	R	\$108.75		
											7425	\$108.75		
WALMART 000	WALMART COMMUNITY BRC	8	3001200226	MAYPP	MAIN	general supplies	C	H	04/16/2012	04/24/2012	R	\$57.60		
											7425	\$57.60		
WALMART 000	WALMART COMMUNITY BRC	9	5001200010	MAYPP	MAIN	Open purchase order to buy supplies and toys for home visits, workshops, etc.	C	H	04/16/2012	04/24/2012	R	\$211.99		
											7425	\$211.99		
NUMBER OF INVOICES:											14	\$2,313.37		
TOTAL NUMBER OF HISTORY INVOICES:											83	\$91,150.78		
											83 COMPUTER CHECK INVOICES	\$91,150.78		
TOTAL INVOICES:											83	\$91,150.78		
BANK TOTALS:											BANK	BANK ACCOUNT #	INVOICE AMOUNT	NET AMOUNT
											MAIN	**A010 1120 0000 00 000000	\$91,150.78	\$91,150.78

25

LIQUIDATION STATUS (LQ) CODE LEGEND:
 L = LIQUIDATION PENDING C = CLOSED PO/NOT RECEIVING
 P = PARTIAL LIQUIDATION F = FULL LIQUIDATION
 BLANK = NO LIQUIDATION

***** End of report *****

Check Number	Vendor Name	Check Date	Invoice Description	Invoice Amount	Check Amount
7690	A-1 QUALITY GLASS CO	06/21/2012	REPAIR WINDSHIELD WINDSHIELD REPAIR WINDSHIELD REPAIR	215.10 30.00 45.00	290.10
7691	AFPLANSERV	06/21/2012	PLAN FEE BILLING	51.00	51.00
7692	AMEREN ENERGY MARKETI	06/21/2012	ELECTRIC	12,065.73	12,065.73
7693	AMEREN ILLINOIS	06/21/2012	ELECTRIC - PKG LOT CAMERA HS SOFTBALL ELECTRIC	22.19 30.38	52.57
7694	AMSAN	06/21/2012	CUSTODIALS	1,675.01	1,675.01
7695	ANTHRO CORPORATION TE	06/21/2012	iPad Cart	2,669.43	2,669.43
7696	APPLE, INC	06/21/2012	IPADS IPADS	2,495.00 18,950.00	21,445.00
7697	THE APPLIANCE + STORE	06/21/2012	CUSTODIAL SUPPLIES & REPAIR	199.85	199.85
7698	ARAMARK UNIFORM SERVI	06/21/2012	General supplies for school year 2011 - 2012	150.86	150.86
7699	BALLARD, KATELYN	06/21/2012	SUMMER SCHOOL TUTORING - 7 HRS	57.75	57.75
7700	BATEMAN, PHYLLIS	06/21/2012	DEREK NOVAK - BREAKFAST/LUNCH REFUND	44.70	44.70
7701	BEARS DISTRIBUTING	06/21/2012	Food FY 2012 Food FY 2012 Food FY 2012	323.42 323.08 1,312.82	1,959.32
7702	BECKER'S SCHOOL SUPPL	06/21/2012	Equipment Request	222.84	222.84
7703	BENT, ANN D	06/21/2012	MAY MILEAGE	10.90	10.90
7704	dba BEST SEALING	06/21/2012	CLEAN & SEAL	5,024.80	5,024.80
7705	BLUETARP FINANCIAL, I	06/21/2012	BLDG TRADES	15.22	15.22
7706	BUSHUE BACKGROUND SCR	06/21/2012	FINGERPRINTING - KYLE ZIEGLER	52.00	52.00
7707	BUTLER SUPPLY, INC	06/21/2012	CUSTODIAL	140.94	140.94

26

Check Number	Vendor Name	Check Date	Invoice Description	Invoice Amount	Check Amount
7708	C & C GROUP	06/21/2012	SUPPLIES ERES MAINTENANCE AGREEMENT	1,186.00	1,186.00
7709	C & T / RICHLAND MOTO	06/21/2012	TRANS SUPPLIES	4,109.42	4,109.42
7710	CARMODY, DAVID	06/21/2012	DR ED LICENSE PLATE	29.00	29.00
7711	CENTAR INDUSTRIES	06/21/2012	LOCKERS	17,672.70	17,672.70
7712	CENTRAL RESTAURANT PR	06/21/2012	Three Cold Food Bars and accessories; one for each school. The total for all three is \$7,477.47. Through three grants the Dairy Council is providing \$6000.00 towards this purchase.	7,477.47	7,477.47
7713	CENTRAL STATES BUS SA	06/21/2012	TRANS SUPPLIES	219.44	219.44
7714	CHARLEY, INC	06/21/2012	CARTRIDGE	78.00	78.00
7715	CHEMCO	06/21/2012	TRANS SUPPLIES	143.87	143.87
7716	CHILLY WILLY'S ICE CR	06/21/2012	GIFT CARDS	150.00	150.00
7717	CJ INFLATABLES	06/21/2012	INFLATABLES	325.00	325.00
7718	CLAY COUNTY HEALTH DE	06/21/2012	FOOD INSPECTION	210.00	210.00
7719	COUNTRY GRIDDLE	06/21/2012	HONOR SOCIETY BANQUET	956.22	956.22
7720	CROSSROAD TRUCK EQUIP	06/21/2012	TRANS LABOR & SUPPLIES	162.90	162.90
7721	DAMM, RITA A	06/21/2012	BUS PHYSICAL	96.10	96.10
7722	DATA MANAGEMENT SHRED	06/21/2012	ON-SITE SHREDDING	45.00	45.00
7723	DECKER EQUIPMENT	06/21/2012	SUMMER	639.44	639.44

Check Number	Vendor Name	Check Date	Invoice Description	Invoice Amount	Check Amount
			MAINTENANCE SUPPLIES		
7724	DEWEESE, SHARI A	06/21/2012	MAY MILEAGE	24.42	24.42
7725	DIEL, TERESA	06/21/2012	TEXTBOOK REFUND - CALEB DIEL	12.22	12.22
7726	DIRECT ATHLETES, INC.	06/21/2012	ONLINE ENTRY SERVIES - OLNEY INVITATIONAL	49.75	49.75
7727	DISCOVERY EDUCATION	06/21/2012	ERES assessment for grades 3 4 5	3,728.00	3,728.00
7728	DOLL'S INC	06/21/2012	BLDG TRDS	757.50	757.50
7729	DOUBLERADIUS, INC	06/21/2012	UBIQUITI UNIFI ACCESS POINT	100.35	100.35
7730	DUNCAN SUPPLY COMPANY	06/21/2012	CUSTODIAL SUPPLIES	211.92	211.92
7731	EAGLESON, JOEL	06/21/2012	21ST CENTURY	55.69	55.69
7732	EAGLESON AUTOMOTIVE C	06/21/2012	Driver Education supplies for 2011-12 school year. Driver Education supplies for 2011-12 school year. Driver Education supplies for 2011-12 school year. Driver Education supplies for 2011-12 school year.	139.26 35.60 149.50 78.00	402.36
7733	EDC EDUCATIONAL SERVI	06/21/2012	Book for Summer	1,047.72	1,047.72

28

Check Number	Vendor Name	Check Date	Invoice Description	Invoice Amount	Check Amount
7734	EDWARDS, CRYSTLE L	06/21/2012	Library events REIMBURSE MILEAGE TO INDY - FOR MODEL SCHOOL CONFERENCE IN JUNE	175.38	195.38
			LUGGAGE	20.00	
7735	EFFINGHAM DAILY NEWS	06/21/2012	HELP WANTED AD	135.50	135.50
7736	ELDORADO FFA	06/21/2012	AG SUPPLIES	84.10	426.95
			AG SUPPLIES	342.85	
7737	ELM STREET CHRISTIAN	06/21/2012	RENTAL OF ROOMS FOR PRE-SCHOOL SCREENING	400.00	400.00
7738	ERCU # 1	06/21/2012	HS COUNSELORS FOOD SENIOR AWARDS NIGHT CHRISTMAS BOARD MEETING GRANDPARENTS RAISING GRANDKIDS GERMANY STUDENTS PSAE/ACT TEST FACULTY END OF YEAR LUNCHEON TEACHER'S MEETING LUNCH BOXES AMERICAN EDUCATION WEEK PRINCIPALS BREAKFASTS PRE K SUPPLIES Meals for	32.00 103.00 543.00 34.52 135.50 91.24 23.00 2.60 40.00 174.63 537.44 591.50 935.00	7,836.28

29

Check Number	Vendor Name	Check Date	Invoice Description	Invoice Amount	Check Amount
			parenting events for the school yr.		
			PRE K, PI, COMM SERVICE SUPPLIES	4,066.10	
7739	ERCU # 1	06/21/2012	MISC FOOD	526.75	
			GERMANY STUDENTS LUNCHES	39.50	39.50
7740	ERCU # 1	06/21/2012	ELEMENTARY SCHOOL MENTOR	88.90	88.90
7741	ERCU # 1	06/21/2012	MIDDLE SCHOOL MENTORS	5.50	5.50
7742	ERCU # 1	06/21/2012	L/B, JFF BIO	21,648.76	21,648.76
7743	ERHS	06/21/2012	ERHS THEATER DEPARTMENT - TICKETS - WIZARD OF OZ & LITTLE SHOP OF HORRORS	3,299.00	3,299.00
7744	FEHRENBACHER OIL CO,	06/21/2012	BUS INSPECTIONS	41.00	41.00
7745	FISHER AUTO PARTS	06/21/2012	General Supplies for School Year 2011 - 2012	84.70	84.70
7746	FOX RIVER FOODS, INC	06/21/2012	supplies for Fy12 supplies for Fy12 supplies for Fy12	547.10 1,390.43 636.62	2,574.15
7747	FRONTIER COMMUNITY CO	06/21/2012	STUDENT PARTICIPATION CARDS - 219	438.00	438.00
7748	G E MONEY BANK / AMAZ	06/21/2012	BIRTH TO 3 SUPPLIES	47.95	47.95
7749	GEIER, SHERRY L	06/21/2012	MILEAGE TO CENTRALIA WORKSHOP MEAL &	74.93 102.52	177.45

30

Check Number	Vendor Name	Check Date	Invoice Description	Invoice Amount	Check Amount
			HOTEL		
7750	GFI SOFTWARE FLORIDA	06/21/2012	Anti_Virus	4,608.00	4,608.00
7751	GRAHAM, ARTHUR	06/21/2012	REFUND OF	116.00	116.00
			REGISTRATION		
7752	GRIESEMER, RICK	06/21/2012	Rental of	125.00	125.00
			Checkers the		
			Clown APRIL 23		
			2012		
7753	HAMMEREN, KARINSA C	06/21/2012	REFUND OF	118.30	118.30
			REGISTRATION		
7754	HARRISON, CANDICE A	06/21/2012	MAY MILEAGE	23.31	23.31
7755	HILLYARD/ST LOUIS	06/21/2012	CUSTODIAL	351.69	987.67
			SUPPLIES		
			CUSTODIAL	252.00	
			SUPPLIES		
			CUSTODIAL	383.98	
			SUPPLIES		
7756	HOLLY, KRISTEN	06/21/2012	COMMON CORE	2,210.95	2,210.95
			STANDARDS		
			WORKSHOP -		
			1/26/12, 3/23/12,		
			5/6/12, 5/12/12		
7757	HOUCHENS FOODS NORTH	06/21/2012	SUPPLIES	58.05	1,080.79
			SUPPLIES	3.98	
			Food	393.08	
			Food for all	201.64	
			foods & nutrition		
			classes taught by		
			Paula West.		
			Food	69.70	
			SUPPLIES	21.44	
			SUPPLIES	127.48	
			SUPPLIES	129.43	

31

Check Number	Vendor Name	Check Date	Invoice Description	Invoice Amount	Check Amount
7758	HP PRODUCTS	06/21/2012	SUPPLIES CUSTODIAL SUPPLIES CUSTODIAL	75.99 138.53 128.61	267.14
7759	HUNDLEY, RACHEL DANIE	06/21/2012	SUPPLIES SUMMER SCHOOL TUTORING - 6.25 HRS	137.50	137.50
7760	IBC WONDER / HOSTESS	06/21/2012	FOOD SERVICE SUPPLIES - STATEMENTS 04/14, 05/05, 05/12, 5/19	1,244.35	1,244.35
7761	IL ASSN OF SCHOOL BOA	06/21/2012	MARILYN HOLT - 12/13 IASA DUES & AASA DUES LARRY BUSSARD - 12/13 IASA DUES & AASA DUES	1,724.39 1,368.60	3,092.99
7762	IL GAS COMPANY	06/21/2012	HS GAS WAREHOUSE GAS BILL HS VOCATIONAL GAS BILL BUS BARN GAS BILL HS ROTC GAS BILL HS GREENHOUSE GAS BILL ERES GAS BILL ADMIN GAS BILL HS B/T GAS BILL MS GAS BILL	413.03 28.02 20.11 32.85 20.11 38.57 213.11 20.11 13.96 126.02	925.89
7763	IL GYMNASTICS CLUB	06/21/2012	Gymnastics Club	100.00	300.00

32

Check Number	Vendor Name	Check Date	Invoice Description	Invoice Amount	Check Amount
7764	IL PRINCIPALS ASSN	06/21/2012	Gymnastics Club CHAD LECRONE - MEMBER ID 16929 - IPA DUES	200.00 424.00	424.00
7765	INTERSTATE BATTERY OF	06/21/2012	TRANS SUPPLIES	107.95	107.95
7766	IVY'S COTTAGE, LLC	06/21/2012	INVOICE # 70707/1, 70938/1, 71429/1, 71645/1 Flowers as needed	169.00 34.00	203.00
7767	JOSTENS	06/21/2012	Graduation Supplies Graduation Supplies Graduation Supplies Graduation Supplies	35.63 18.15 22.25 49.83	125.86
7768	JUDGE JR, RICHARD	06/21/2012	TEXTBOOK REFUND - LEVI JUDGE	100.01	100.01
7769	KEMMERER VILLAGE	06/21/2012	ROBERT SMITH - MAY ROOM & BOARD	12,815.24	12,815.24
7770	KIMA MANAGEMENT, LLC	06/21/2012	WATER DAMAGE RESTORATION	2,987.00	2,987.00
7771	KINDERMUSIK INTERNATI	06/21/2012	MATERIALS	200.09	200.09
7772	KOCHER, DAWN M	06/21/2012	MAY MILEAGE	79.92	79.92
7773	KOCHER'S UPHOLSTERING	06/21/2012	UPHOLSTERED WEIGHT LIFTING BENCHES AT HS	657.79	657.79
7774	KONE ELEVATORS, INC	06/21/2012	QUARTERLY SERVICE	202.02	202.02
7775	LECRONE, CHAD E	06/21/2012	MAY MILEAGE	102.12	102.12
7776	LEGO EDUCATION	06/21/2012	21ST CENTURY REGISTRATION	240.75	240.75
7777	MCMASTER-CARR SUPPLY	06/21/2012	SUMMER	204.98	204.98

Check Number	Vendor Name	Check Date	Invoice Description	Invoice Amount	Check Amount
			MAINTENANCE SUPPLIES		
7778	MEDCO SUPPLY COMPANY	06/21/2012	HS SUPPLIES	172.23	182.18
			HS SUPPLIES	9.95	
7779	MILLER OFFICE EQUIPME	06/21/2012	COPIER PARTS & REPAIR	310.00	1,887.00
			COPIER PARTS & REPAIR	153.00	
			COPIER PARTS & REPAIR	274.00	
			Parts/supplies for office copier	48.00	
			Repair on office copier	789.00	
			Supplies to be purchased as needed	275.00	
			ES REPAIR	38.00	
7780	THE OLDE PRINT	06/21/2012	Graduation Programs & Inserts	444.01	444.01
7781	OLNEY DAILY MAIL	06/21/2012	VACANCY NOTICE - SECRETARY	47.60	85.68
			VACANCY - SOCIAL WORKER	38.08	
7782	OPHELIA'S CUP	06/21/2012	PI FOOD Ophelias Cup	28.63 66.73	95.36
7783	PETRA INDUSTRIES, INC	06/21/2012	DEFENDER	3,933.37	3,933.37
7784	PITSCO EDUCATION	06/21/2012	Supplies for CAD class.	607.76	862.42
			Supplies for CAD class.	254.66	
7785	PIZZA FAST / SUB FAST	06/21/2012	Pizza fast	49.75	163.00

34

Check Number	Vendor Name	Check Date	Invoice Description	Invoice Amount	Check Amount
			meetings for parents		
			PI FOOD	13.75	
			PI FOOD	36.00	
			PI FOOD	63.50	
7786	PLAYBOOKS READER'S TH	06/21/2012	TITLE	401.12	401.12
7787	PORTER, RN, ANNE	06/21/2012	PARENT WORKSHOP	100.00	100.00
7788	PRAIRIE FARMS DAIRY,	06/21/2012	FOOD SERVICE SUPPLIES	3,349.45	3,349.45
7789	PRINTFORCE, INC	06/21/2012	Misc. Supplies/Stamps PROGRAMS	6.25 122.64	701.23
			CARDS, ENVELOPES	72.40	
			District Nurses	499.94	
7790	QUILL CORPORATION	06/21/2012	Office Supplies	57.34	86.92
			Office Supplies	29.58	
7791	RACKLIN PAINT &	06/21/2012	SUMMER MAINTENANCE SUPPLIES	4,775.77	4,775.77
7792	RAMAIR, INC	06/21/2012	CUSTODIAL SUPPLIES	1,044.99	1,044.99
7793	RED HILL CUSD #10	06/21/2012	TRANSPORTATION OF STUDENT TO EFFINGHAM	1,117.55	1,117.55
7794	RENAISSANCE LEARNING,	06/21/2012	AR BOOKS	59.80	59.80
7795	RESIDENCY ADVOCATES,	06/21/2012	TECHNICAL ASSISTANCE AND CONSULTING SERVICES - JAN - JUNE 2012	3,015.01	3,015.01
7796	RIDES MASS TRANSIT DI	06/21/2012	open purchase order for transportation	42.00	42.00

35

Check Number	Vendor Name	Check Date	Invoice Description	Invoice Amount	Check Amount
7797	RMH PROFESSIONAL SERV	06/21/2012	for families to attend parenting workshops and family events. SAMUEL L JARVIS SR - PHYSICAL	50.26	435.01
			LINDA MICHL - PHYSICAL - 1/11/12	75.00	
			Classroom supplies	57.94	
			District Nurses	251.81	
7798	ROE 12 - MONTE NEWLIN	06/21/2012	BUS DRIVERS	18.00	18.00
			COURSE FEE -MARTY MITCHEL CYNTHIA WESNER, RENEE FRENCH		
7799	ROTARY CLUB OF OLNEY	06/21/2012	MARILYN HOLT - YEARLY DUES	480.00	480.00
7800	RUBENACKER, LORI A	06/21/2012	MAY MILEAGE	16.37	16.37
7801	RUNYON, ANNETTE	06/21/2012	CREDIT BALANCE - JACOB THOMAS	9.82	9.82
7802	RUNYON, MARCIA A	06/21/2012	MAY MILEAGE	20.54	20.54
7803	SCALE FREE	06/21/2012	SERVICE ON MS UNIT	610.00	610.00
7804	SCHERER, AIMEE KRISTI	06/21/2012	SUMMER SCHOOL TUTORING	176.00	176.00
7805	SCHOOL HEALTH CORP	06/21/2012	District Nurses NURSE SUPPLIES	335.05 85.90	420.95
7806	SCHOOL SPECIALTY INC	06/21/2012	Equipment Request	535.41	535.41
7807	SCHOOL TECHNOLOGY ASS	06/21/2012	LABELS	106.00	106.00
7808	SIMPSON, CHRIS A	06/21/2012	MAY MILEAGE	84.36	84.36
7809	SKEETER KELL SPORTING	06/21/2012	track shoes	345.00	1,538.00

36

Check Number	Vendor Name	Check Date	Invoice Description	Invoice Amount	Check Amount
			track shoes	15.00	
			basketball	1,178.00	
			uniforms		
			GILL ESSENTIALS	328.00	
			RETURNED ITEMS	-328.00	
7810	SKYWARD USER'S GROUP,	06/21/2012	ANNUAL DUES PER DISTRICT	50.00	50.00
7811	SPIETH PHOTOGRAPHY	06/21/2012	AWARDS NIGHT PHOTOGRAPHS	457.50	457.50
7812	SPORTS SUPPLY GROUP,	06/21/2012	AD SUPPLIES	1,500.00	1,500.00
7813	STAR STUDIO	06/21/2012	GYM RENTAL	174.00	174.00
7814	STEBER, MARK	06/21/2012	REIMBURSEMENT FOR FFA CONFERENCES	81.15	81.15
7815	STILLWATER ENTERPRISE	06/21/2012	Safety Playground surfacing material East Richland Elementary School 1001 North Holly Road Olney, IL. 62450 Deliver 1st two weeks in June, call ahead of time to schedule NO DELIVERY ON FRIDAYS	4,224.00	4,224.00
7816	SWANN SPECIAL CARE CE	06/21/2012	MAY TUITION - STEVIE MUSSON	2,779.48	2,779.48
7817	SYSCO FOOD SERVICE	06/21/2012	FOOD SERVICE SUPPLIES	646.22	646.22
7818	UNITRENDS	06/21/2012	Skyward Backup System	9,366.72	9,366.72

37

Check Number	Vendor Name	Check Date	Invoice Description	Invoice Amount	Check Amount
7819	VALLEY ELECTRIC SUPP	06/21/2012	CUSTODIAL SUPPLIES	112.64	353.80
			CUSTODIAL SUPPLIES	35.96	
			CUSTODIAL SUPPLIES	205.20	
7820	VOLK, KARLA J	06/21/2012	MAY MILEAGE	19.98	19.98
7821	VOSS LIGHTING	06/21/2012	CUSTODIAL SUPPLIES	300.90	300.90
7822	WABASH VALLEY SERVICE	06/21/2012	Fuel for school year 2011 - 2012	21,732.83	21,732.83
7823	WEITKAMP, LORI L	06/21/2012	KINDERMUSIC	110.00	110.00
7824	WESTALL, CHERYL L	06/21/2012	MAY MILEAGE	103.79	103.79
7825	WESTON'S LAWN EQUIPME	06/21/2012	CUSTODIAL SUPPLIES	47.62	148.06
			CUSTODIAL SUPPLIES	100.44	
7826	WHITTLER, MICHAEL K	06/21/2012	MODEL SCHOOL CONFERENCE - MILEAGE & HOTEL	1,335.46	1,335.46
7827	WHITTAKER, R. E.	06/21/2012	CUSTODIAL SUPPLIES	1,112.00	1,112.00
		138	Computer	Check(s) For a Total of	228,439.36

38

	0	Manual	Checks For a Total of	0.00
	0	Wire Transfer	Checks For a Total of	0.00
	0	ACH	Checks For a Total of	0.00
	138	Computer	Checks For a Total of	228,439.36
Total For	138	Manual, Wire Tran, ACH & Computer	Checks	228,439.36
Less	0	Voided	Checks For a Total of	0.00
			Net Amount	228,439.36

DISTRICT PAYROLL
EAST RICHLAND COMMUNITY UNIT DISTRICT NO. 1
June 21, 2012

The district payroll for the month of June 2012, for personnel on regular employment status, is the same as the payroll for the month of May 2012, with the following:

ADDITIONS: Kyle Ziegler, ERMS custodian

DELETIONS: None

CHANGES: None

Name	Gross Pay
AKERS, RONI S	\$ 51.00
ALDRICH, JODY K	\$ 3,919.70
ALEXANDER, MARGO D	\$ 3,502.26
ALLEN, LINDA L	\$ 1,852.44
ALLEN, LORI	\$ 4,216.68
ANDERSON, JOYCE A	\$ 4,373.96
ANDERSON, LEE S	\$ 4,026.66
ANGLE, AMY J	\$ 1,906.83
ANGLE, DAVID R	\$ 1,825.35
ANSELMANT, MARK E	\$ 2,931.64
ANSELMANT, MEGAN B	\$ 2,794.20
ATKINS, BENJAMIN R	\$ 3,527.50
ATKINS, VERALEE M	\$ 446.25
BAKER, DIXIE R	\$ 2,428.52
BARE, GENNIE L	\$ 1,884.47
BATEMAN, PHYLLIS	\$ 1,740.58
BAUGH, LAUREN V	\$ 2,904.77
BAYLES, RICHARD A	\$ 3,920.96
BEARD, ASHLEY M	\$ 2,132.29
BEARD, BRENDA L	\$ 2,464.53
BELCHER, MELISSA J	\$ 616.25
BENT, ANN D	\$ 3,242.66
BERGER, CHRISTY	\$ 3,502.26
BERRY, KELLY S	\$ 1,489.86
BETTIS, COMELIA G	\$ 1,252.39
BETTIS, JULIE A	\$ 4,133.84
BEYERS, CANDACE L	\$ 4,577.22
BILLINGTON, KIMBERLY D	\$ 1,289.56
BILLINGTON, LISA	\$ 3,981.12
BLACKFORD, EMILY A	\$ 3,030.62
BLACKFORD, JERI L	\$ 1,309.00
BLANK, CYNTHIA M	\$ 1,884.53
BLANK, HOLLY H	\$ 4,148.90
BOEHL, JEANA L	\$ 1,652.66
BORAH, CHRISTINE M	\$ 2,207.66
BOTKIN, AMY L	\$ 1,632.10
BOWER, BRENDA K	\$ 17.00
BRADHAM, MELISSA M	\$ 66.00
BRAME, AMANDA C	\$ 1,419.44
BRANSTETTER, RON R	\$ 14.00
BROOKS, MARY L	\$ 2,956.52
BROWN, AMBER	\$ 1,053.70
BROWN, ANGEL L	\$ 1,228.64
BUNTING, GENA	\$ 1,475.82
BURCKHARTT, JASON M	\$ 2,851.36
BURGENER, CHARISSA	\$ 3,623.36

BUSS, MELISSA M	\$ 1,767.76
BUSSARD, KIMILA D	\$ 4,499.76
BUSSARD, LARRY G	\$ 10,058.80
BYFORD, DONITA	\$ 624.75
CAMPOS, SHIRLEY A	\$ 720.16
CARAWAY, KATHRYN M	\$ 327.25
CARLSON, PATRICIA T	\$ 3,835.30
CARMODY, DAVID	\$ 5,747.04
CARMODY, LUKAS D	\$ 1,252.00
CAST, RODNEY W	\$ 993.00
CAULFIELD, ANITA M	\$ 1,317.50
CAVALIER, MICHAEL A	\$ 4,642.84
CLARK, PATRICIA	\$ 4,679.52
CLODFELTER, JULIE D	\$ 3,586.48
COMBS, ERIC W	\$ 3,864.24
COTTERELL, WILMA K	\$ 1,351.50
CRACKEL, JANICE E	\$ 1,572.50
CUMMINS, BRYAN	\$ 3,932.29
CUMMINS, MARY C	\$ 1,429.04
DAMM, RITA A	\$ 1,280.84
DAVIS, ANGELA M	\$ 4,060.08
DAVIS, LESLIE A	\$ 1,219.75
DAVIS, PATTI J	\$ 4,761.16
DEIMEL, NANCY J	\$ 4,308.30
DELKS, NATHAN E	\$ 2,316.93
DEMEYER, NANCY L	\$ 1,202.16
DENTON, MACKENZIE T	\$ 3,069.92
DENTON, RYAN D	\$ 6,033.93
DEWEESE, SHARI A	\$ 2,443.84
DOBBS, CURTIS W	\$ 4,307.88
DOBBS, TRACY L	\$ 3,920.96
DOLL, GWYNE M	\$ 3,248.26
DORIS, TAMI L	\$ 1,872.88
DORN, DEANN M	\$ 85.00
DOSS, JUNE E	\$ 2,160.79
DUNN, MELISSA A	\$ 4,173.44
EAGLESON, DENYSE L	\$ 3,907.86
EDWARDS, CRYSTLE L	\$ 6,653.54
ELLISON, DEBORAH E	\$ 4,563.02
ELLISON, JENNIFER L	\$ 1,450.38
ERWIN, MELISSA D	\$ 3,590.04
EVANS, CHRISTINA M	\$ 66.00
FEHRENBACHER, KIMBERLY	\$ 484.00
FLANAGAN, KRISTIN D	\$ 3,920.96
FLANAGAN, ROBERT W	\$ 3,995.46
FLEMING, JULIE L	\$ 3,417.62
FOERSTER, KASEY L	\$ 189.00

FORYS, ALLEN A	\$ 335.50
FORYS, MARGARET D	\$ 368.50
FOUST, PATRICIA J	\$ 1,390.94
FOX, MINDY K	\$ 1,414.70
FRANCIS, BRENDA G	\$ 4,075.74
FRANKLIN, RICHARD	\$ 10,559.60
FRAZIER, JANE L	\$ 4,822.94
FRITCHLEY, JENNIFER M	\$ 3,623.54
FRITSCHLE, JOYCE D	\$ 3,920.96
FULK, VICKY D	\$ 2,574.32
GARDNER, BRETT A	\$ 467.50
GARDNER, KRISTINA L	\$ 3,069.92
GARDNER, MICHAEL M	\$ 2,694.14
GARRETT, ELIZABETH A	\$ 3,350.71
GASSMANN, LOUIS H	\$ 6,564.45
GAWTHORP, JENNIFER J	\$ 187.00
GAYER, ALISHA A	\$ 129.63
GEIER, SHERRY L	\$ 4,650.84
GINDER, AMANDA N	\$ 3,206.68
GINDER, CHERYL A	\$ 1,127.20
GINDER, NANCY L	\$ 1,632.10
GOFF, DAVID	\$ 5,100.26
GOFF, DONNA L	\$ 1,834.62
GOSS, ROBIN D	\$ 340.00
GRAY, SHERI	\$ 3,004.12
GREENWOOD, JILL R	\$ 3,372.86
GREIFZU, JOSEPH L	\$ 387.00
GRIFFIN, SUSAN M	\$ 1,292.14
GROVE, BRANDIS J	\$ 7,231.48
GROVES, CHAD E	\$ 382.50
GROVES, MARSHA L	\$ 5,284.06
GROVES, MICHAEL W	\$ 4,506.70
GROVE, MONICA N	\$ 1,913.98
GRUNDON, CINDY C	\$ 4,252.72
GULOVSEN, TRACY L	\$ 462.00
HAGAN, DIANA L	\$ 3,995.46
HAHN, MARGARET A	\$ 4,019.26
HAHN, SUZANNE	\$ 9,465.36
HALLAM, AMY S	\$ 3,296.01
HANES, MARY J	\$ 967.50
HANNA, SHIRLEY M	\$ 1,258.40
HARDY, ERIN T	\$ 3,012.68
HARMON, SHERRY S	\$ 3,128.26
HARRISON, CANDICE A	\$ 2,046.00
HART, CYNTHIA K	\$ 3,702.48
HART, JOSY S	\$ 143.00
HARTLEROAD, DANNY L	\$ 677.25

HARTRICH, JANETH M	\$ 85.00
HAUSSY, NATASHA J	\$ 208.25
HAUSSY, SUSAN R	\$ 1,432.22
HEARN, JENIFER A	\$ 1,663.02
HENDERSON, NORMAN D	\$ 6,534.12
HENDRICKSON, BRENDA	\$ 3,502.26
HERMAN, DARLENE J	\$ 3,523.10
HIXON, THOMAS R	\$ 2,934.27
HOLDER, ZACHARY R	\$ 879.50
HOLSTRUM, KIMBERLY J	\$ 935.00
HOLT, MARILYN J	\$ 13,109.66
HOLTZ, SONJA R	\$ 1,904.98
HORTIN, CHRISTOPHER R	\$ 59.50
HOUCHIN, AMANDA N	\$ 3,457.42
HOUCHIN, DARRELL W	\$ 5,361.21
HOUCHIN, JACQUELINE	\$ 3,789.68
HOUCHIN, KIMBERLY J	\$ 2,486.58
HOUGH, SHANNON L	\$ 3,944.30
HOUT, JODY K	\$ 3,591.30
HULETT, DAKODA W	\$ 1,989.76
HUNT III, JOE F	\$ 766.50
HUNT, SHIRLEY A	\$ 2,107.32
HUNT, TAYLOR J	\$ 41.25
HURST, JAMES R	\$ 486.00
INGRAM, ALDA B	\$ 4,147.96
INGRAM, HEATHER E	\$ 3,817.76
INYART, BRENT A	\$ 3,982.24
JARVIS, BOBBIE L	\$ 3,152.60
JARVIS, SAMUEL L	\$ 1,381.02
JENNER, BRENDA D	\$ 3,925.18
JOHNSON, CHAO	\$ 1,249.50
JOHNSON, COURTNEY L	\$ 255.00
JOHNSON, DARLA	\$ 170.00
JOHNSON, RACHELLE L	\$ 85.00
JONES, EMILY K	\$ 3,309.98
JONES, GARY N	\$ 2,888.68
JULIAN, AMY L	\$ 3,888.60
KAERICHER, CHELSEA J	\$ 2,742.10
KAERICHER, DAWN R	\$ 1,475.82
KALLENBACH, GARY L	\$ 340.00
KATER, LORI A	\$ 754.34
KERMICLE, BONNIE L	\$ 2,738.58
KEYS, JOY L	\$ 940.94
KING, MELINDA D	\$ 3,765.70
KINKADE, KELSEY E	\$ 255.00
KIRBY II, ROBERT R	\$ 6,686.41
KLINGLER, STEPHANIE L	\$ 3,554.63

KNISS, CARA B	\$ 4,221.51
KOCHER, BECKY S	\$ 856.22
KOCHER, BETH A	\$ 77.00
KOCHER, DAWN M	\$ 3,705.70
KOCHER-COAN, LINDA	\$ 1,632.10
KOCHER, LORI L	\$ 44.00
KOCHER, RACHEL A	\$ 110.50
KOWA, J C	\$ 4,405.95
KUHLIG, JANET L	\$ 6,126.30
KURTZ, DONALD V	\$ 399.00
LAFACE, JANE A	\$ 4,090.58
LANKER, LINDA M	\$ 4,133.84
LATHROP, BOBBIE J	\$ 3,095.34
LATHROP, JENNIFER L	\$ 3,436.96
LEAF, JESSICA	\$ 846.70
LECRONE, CHAD E	\$ 7,014.90
LECRONE, KRISTINA A	\$ 2,956.50
LEDEKER, PAMELA K	\$ 3,475.54
LEE, DAVID W	\$ 1,633.32
LEIST, JANET S	\$ 1,136.80
LEIST, MARC A	\$ 3,988.19
LEIST, PATRICIA E	\$ 4,266.32
LESLIE, REBECCA R	\$ 3,270.46
LESLIE, THOMAS L	\$ 3,491.08
LINDSEY, LEANN S	\$ 1,001.80
LOCKLEY, CYNTHIA K	\$ 4,863.86
LUTZ, ALECIA P	\$ 144.50
LYNN, GINA L	\$ 3,012.68
MADDEN, JACQUELINE D	\$ 3,331.62
MAXEY, CONNIE F	\$ 2,248.25
MCCLLENATHAN, NANCY L	\$ 3,861.72
MCCLEAVE, ROBERTA J	\$ 3,995.46
MCCLURE, DEBORAH L	\$ 2,690.96
MCDONALD, JIMETTA L	\$ 1,283.86
MCVICKER, AMY M	\$ 3,798.60
MICHELS, JOYCE E	\$ 4,672.38
MICHELS, LINDA J	\$ 382.50
MICHELS, SUZANNE	\$ 3,590.04
MICHL, LINDA S	\$ 1,426.72
MILAM, HILLARY B	\$ 1,414.70
MILLER, CHERYL	\$ 255.00
MILLER, JEANETTE S	\$ 3,390.97
MILLER, KIMBERLY K	\$ 1,632.10
MILLER, MELISSA M	\$ 3,636.60
MITCHELL, BRANDI G	\$ 924.00
MORGAN, GINA E	\$ 444.60
MOSBEY, DEVEN L	\$ 3,392.96

MUFFLER, ALICIA A	\$ 3,088.20
MULLENS, MARY C	\$ 1,475.82
MURRAY, PAMELA S	\$ 3,851.98
MUSIC, MATTHEW J	\$ 3,553.10
MUSTON, ANTHONY D	\$ 2,851.36
NEALIS, BRADLY C	\$ 3,787.76
NOHREN, FELICIA A	\$ 1,001.80
OCHS, KRISTY J	\$ 4,465.84
OCHS, MARY A	\$ 1,474.26
PAGE, KENDRA J	\$ 3,636.60
PAGE, WILLIAM D	\$ 4,019.26
PAMPE, JANICE	\$ 3,731.26
PAMPE, LISA K	\$ 4,065.30
PEAK, JANE	\$ 637.50
PETRELLA, RALPH J	\$ 3,840.96
PETTY, BETH G	\$ 4,940.92
PHILLIPS, KAREN S	\$ 1,526.78
PHILLIPS, ROBERT L	\$ 989.00
POOL, LORI	\$ 3,297.97
POWELL, MATTHEW M	\$ 7,507.89
POWELL, MICHELLE	\$ 2,292.78
RAYMOND, RUTH A	\$ 4,014.24
REDMAN, AMANDA L	\$ 3,187.70
REDMAN, JUDITH	\$ 1,775.82
REDMAN, KEITH L	\$ 2,940.44
REDMAN, KRISTEN L	\$ 4,341.88
REEVES, RANDY K	\$ 3,113.22
REID, YVONNE K	\$ 967.36
REYNOLDS, MICHELE L	\$ 1,261.64
RHOADS, AMY	\$ 63.00
RIDGELY, SUZANNA	\$ 3,776.85
RISTVEDT, SHANNONE M	\$ 1,299.56
ROARK, RYAN K	\$ 4,772.29
RODGERS, KACIE N	\$ 2,690.96
ROSBOROUGH-GAEDE, SANDRA	\$ 3,658.89
ROSE, RAE	\$ 1,076.92
RUBENACKER, LORI A	\$ 3,727.76
RUNYON, COURTNEY A	\$ 1,889.50
RUNYON, MARCIA A	\$ 1,775.82
RUNYON, MELISSA A	\$ 2,901.38
RUSK, AMY L	\$ 1,724.46
RUSK, JULIE	\$ 1,552.16
SCHMUCKER, JULIE R	\$ 1,475.82
SCHONERT, MARIDEL F	\$ 5,606.62
SCOTT, HEATHER L	\$ 348.50
SEESSENGOOD, BRENDA L	\$ 2,551.36
SEILER, ANITA J	\$ 1,532.94

SHAN, LESLIE K	\$ 4,173.80
SHAWVER, ALEXIS B	\$ 2,901.38
SHILLING, LISA A	\$ 802.80
SHOEMAKER, KRISTIE L	\$ 2,918.66
SIMPSON, CHRIS A	\$ 8,421.30
SIMPSON, MICHELLE L	\$ 4,289.56
SLANKARD, SHERRY	\$ 3,515.64
SLOVER, SALLY A	\$ 14.00
SMITH, DAVID R	\$ 297.50
SMITH, JASON T	\$ 3,828.60
SMITH, MELINDA	\$ 3,372.86
SNIDER, SHERRI A	\$ 3,981.12
STADGE, DANIEL R	\$ 364.50
STAFFORD, ASHLEY L	\$ 2,901.38
STALLARD, AMY	\$ 1,425.68
STEBER, CATHERINE A	\$ 1,429.04
STEBER, MARJORIE E	\$ 127.50
STEBER, MARK	\$ 5,197.78
STEPHENS, CAMILLE A	\$ 3,732.40
STERCHI, SAMUEL D	\$ 170.00
STERCHI, SUSAN R	\$ 4,173.44
STEVENSON, SUSAN J	\$ 1,463.10
STIVERS, BETTY B	\$ 1,475.82
STOKICH, PATRICIA A	\$ 1,296.26
STUCK, LORA K	\$ 314.50
SWINSON, DONNA S	\$ 1,576.46
TAHTINEN, TIMOTHY A	\$ 1,699.88
TAYLOR, CHAD E	\$ 3,440.64
TAYLOR, LISA K	\$ 1,641.48
TENNYSON, DENNIS	\$ 4,051.94
TENNYSON, MEGAN N	\$ 467.50
THOMANN, ANDREW C	\$ 6,846.76
THOMANN, RUTH A	\$ 4,962.60
THOMAS, TONYA M	\$ 756.25
THUFTEDAL, TASHA S	\$ 3,809.10
TOLBERT, JUDY	\$ 1,479.20
TOTTEN, DANIEL L	\$ 795.40
TOTTEN, RUTH E	\$ 674.88
TRAVIS, SHELLEY A	\$ 3,309.98
TRIMBLE, CALEB	\$ 595.00
TYLER, JAMIE L	\$ 3,502.26
URFER, LOREN A	\$ 2,130.98
VAAL, JAMES D	\$ 99.00
VAAL, SARAH K	\$ 2,421.06
VANDYKE, JAMIE L	\$ 4,644.14
VANDYKE, JESSICA P	\$ 6,569.14
VANMATRE, CHRISTINA A	\$ 3,359.68

VELAZQUEZ CHACON, LORENA E	\$ 1,001.80
VOLK, KARLA J	\$ 1,293.60
VOLK, PAULINE	\$ 1,377.22
WALDHOFF, ROY R	\$ 5,485.86
WALKER, TERRIL	\$ 892.50
WALL, CHERYL L	\$ 212.50
WALLACE, JODI L	\$ 170.00
WALLACE, NANCY A	\$ 5,436.04
WASHBURN, BRENDA J	\$ 4,323.54
WAXLER, ELVA	\$ 1,347.25
WEBER, TARA	\$ 2,812.55
WEBSTER, LESLIE E	\$ 4,736.82
WEIDNER, JENNIFER L	\$ 2,222.09
WEITKAMP, LORI L	\$ 3,131.62
WEITKAMP, WARREN D	\$ 3,248.26
WESNER, CYNTHIA A	\$ 825.78
WEST, PAULA J	\$ 3,828.60
WESTALL, CHERYL L	\$ 2,103.76
WESTALL, LORI A	\$ 3,658.26
WHEELER, HEATHER L	\$ 3,012.68
WHEELER, KLAYTON E	\$ 4,131.18
WHITING, TERRY L	\$ 4,023.14
WHITTLER, MICHAEL K	\$ 6,531.84
WHITTLER, SARAH E	\$ 3,376.48
WILLIS, LEAH K	\$ 1,419.86
WILSON, CATHY L	\$ 3,627.80
WILSON, DON	\$ 3,091.46
WILSON, JAMIE L	\$ 610.44
WILSON, LELA M	\$ 898.30
WINGERT, JANE	\$ 1,834.66
WINTERS, SHANNON L	\$ 4,252.72
WISNER, ANGELA M	\$ 1,697.08
WOOD, MELISSA D	\$ 1,258.56
WOODS, DIANA L	\$ 4,373.96
WORKMAN, GARY	\$ 4,137.60
ZMUDZINSKI, GREGORY A	\$ 4,928.12
ZWILLING, ALISA L	\$ 2,443.84
ZWILLING, BRIDGET M	\$ 165.00
	\$ 981,173.88

EAST RICHLAND COMMUNITY UNIT #1
 COMPARISON OF FUNDS
 June 21, 2012

Comparison of Funds for May 2012

FUND	May, 2011	May, 2012
Education	2,806,630.50	2,875,631.14
Building and Grounds	394,899.68	497,169.66
Bond and Interest	293,489.94	298,708.55
Transportation	55,990.66	740.32
IMRF/Social Security	234,698.96	191,604.32
Working Cash	1,604,163.76	1,694,691.79
Tort Fund	220,651.20	29,212.96
Life Safety	382,082.34	301,247.56
Total Cash	5,992,607.04	5,889,006.30
Assets	309,514.62	329,571.20
Total Cash and Assets	6,302,121.66	6,218,577.50
GRAND TOTAL	6,302,121.66	6,218,577.50

compfund

Account Level				2011-12	May 2011-12	2011-12	2011-12	Encumbered	2011-12
FDTLOC	FUNC	OBJ	SJ	Description	Budget	Monthly Activity	FY Activity	Batch Activity	Amount FYTD Avail Fnd -
10R010	1110	0000	00 000000	Tax Levy Education	2,901,422.00	0.00	2,899,026.67	0.00	0.00 2,395.33
10R---	1110	0---	--		2,901,422.00	0.00	2,899,026.67	0.00	0.00 2,395.33
10R010	1140	0000	00 000000	Special Ed Levy	63,075.00	0.00	63,022.32	0.00	0.00 52.68
10R---	1140	0---	--		63,075.00	0.00	63,022.32	0.00	0.00 52.68
10R---	11--	----	--		2,964,497.00	0.00	2,962,048.99	0.00	0.00 2,448.01
10R010	1210	0000	00 000000	Mobile Home Tax	41,000.00	0.00	39,696.88	0.00	0.00 1,303.12
10R---	1210	0---	--		41,000.00	0.00	39,696.88	0.00	0.00 1,303.12
10R010	1220	0000	00 000000	Local Housing Aut Tax	12,000.00	0.00	11,347.40	0.00	0.00 652.60
10R---	1220	0---	--		12,000.00	0.00	11,347.40	0.00	0.00 652.60
10R010	1230	0000	00 000000	Corp Pers Prop Tax	375,525.00	67,646.59	381,008.02	0.00	0.00 -5,483.02
10R---	1230	0---	--		375,525.00	67,646.59	381,008.02	0.00	0.00 -5,483.02
10R---	12--	----	--		428,525.00	67,646.59	432,052.30	0.00	0.00 -3,527.30
10R010	1510	0000	00 000000	Earnings on Investments	22,000.00	1,262.39	18,558.19	0.00	0.00 3,441.81
10R---	1510	0---	--		22,000.00	1,262.39	18,558.19	0.00	0.00 3,441.81
10R---	15--	----	--		22,000.00	1,262.39	18,558.19	0.00	0.00 3,441.81
10R010	1611	0000	00 000000	Sales to Pupils Lunch	210,000.00	10,321.60	189,189.70	0.00	0.00 20,810.30
10R---	1611	0---	--		210,000.00	10,321.60	189,189.70	0.00	0.00 20,810.30
10R010	1612	0000	00 000000	Sales to Pupils Bfast	23,000.00	1,263.40	19,416.05	0.00	0.00 3,583.95
10R---	1612	0---	--		23,000.00	1,263.40	19,416.05	0.00	0.00 3,583.95
10R010	1613	0000	00 000000	Sales to Pupil Ala Carte	20,000.00	859.55	16,452.20	0.00	0.00 3,547.80
10R---	1613	0---	--		20,000.00	859.55	16,452.20	0.00	0.00 3,547.80
10R010	1614	0000	00 000000	Sales to Pupil Vending	850.00	0.00	0.00	0.00	0.00 850.00
10R---	1614	0---	--		850.00	0.00	0.00	0.00	0.00 850.00
10R010	1615	0000	00 000000	Bfst Lunch Debit Card	0.00	-3,565.80	20,574.66	92.40	0.00 -20,667.06
10R---	1615	0---	--		0.00	-3,565.80	20,574.66	92.40	0.00 -20,667.06
10R010	1620	0000	00 000000	Sales to Adults	25,000.00	1,233.50	19,236.00	0.00	0.00 5,764.00
10R---	1620	0---	--		25,000.00	1,233.50	19,236.00	0.00	0.00 5,764.00
10R010	1690	0000	00 000000	Other Food Sales	5,000.00	71.76	3,814.84	0.00	0.00 1,185.16
10R---	1690	0---	--		5,000.00	71.76	3,814.84	0.00	0.00 1,185.16
10R---	16--	----	--		283,850.00	10,184.01	268,683.45	92.40	0.00 15,074.15
10R010	1711	0000	00 000000	Athletic Admissions	44,000.00	514.00	40,180.32	0.00	0.00 3,819.68
10R---	1711	0---	--		44,000.00	514.00	40,180.32	0.00	0.00 3,819.68
10R010	1720	0000	00 000000	Lab/Lock Fees	1,000.00	65.00	911.00	0.00	0.00 89.00
10R---	1720	0---	--		1,000.00	65.00	911.00	0.00	0.00 89.00
10R010	1730	0000	00 000000	Pupil Book Sales	200.00	0.00	132.00	0.00	0.00 68.00
10R---	1730	0---	--		200.00	0.00	132.00	0.00	0.00 68.00
10R010	1790	0000	00 000000	Other Pupil Fees	1,000.00	0.00	875.44	0.00	0.00 124.56
10R010	1790	0000	01 000000	Xtra Curr PE Fees	0.00	0.00	0.00	0.00	0.00 0.00
10R---	1790	0---	--		1,000.00	0.00	875.44	0.00	0.00 124.56
10R---	17--	----	--		46,200.00	579.00	42,098.76	0.00	0.00 4,101.24

Account Level				2011-12	May 2011-12	2011-12	2011-12	Encumbered	2011-12
FDTLOC	FUNC	OBJ	SJ	Description	Budget	Monthly Activity	FY Activity	Batch Activity	Amount FYTD Avail Fnd -
10R010	1811	0000	00 000000	Book Rental Fees	100,000.00	2,611.36	99,820.52	-54.78	0.00 234.26
10R---	1811	0---	--		100,000.00	2,611.36	99,820.52	-54.78	0.00 234.26
10R---	18--	----	--		100,000.00	2,611.36	99,820.52	-54.78	0.00 234.26
10R010	1910	0000	00 000000	Facilities Rental	16,500.00	0.00	14,420.00	0.00	0.00 2,080.00
10R---	1910	0---	--		16,500.00	0.00	14,420.00	0.00	0.00 2,080.00
10R010	1940	0000	00 000000	Serv Provided For SESE	2,500.00	127.80	1,616.40	0.00	0.00 883.60
10R---	1940	0---	--		2,500.00	127.80	1,616.40	0.00	0.00 883.60
10R010	1950	0000	00 000000	Refund Pr Yr Expenses	8,000.00	0.00	7,956.27	0.00	0.00 43.73
10R---	1950	0---	--		8,000.00	0.00	7,956.27	0.00	0.00 43.73
10R010	1970	0000	00 000000	Drivers Ed Fees	10,000.00	3,200.00	10,300.00	0.00	0.00 -300.00
10R---	1970	0---	--		10,000.00	3,200.00	10,300.00	0.00	0.00 -300.00
10R010	1992	0000	00 000000	Sale of Voc House	175,000.00	0.00	0.00	0.00	0.00 175,000.00
10R---	1992	0---	--		175,000.00	0.00	0.00	0.00	0.00 175,000.00
10R010	1999	0000	00 000000	Other Non-Pupil Fees	20,000.00	89.56	15,699.03	0.00	0.00 4,300.97
10R010	1999	0000	01 000000	E-Rate Refund	55,000.00	0.00	24,763.50	0.00	0.00 30,236.50
10R030	1999	0000	00 000000	Fuel Up 60	3,500.00	0.00	3,500.00	0.00	0.00 0.00
10R060	1999	0000	00 000000	ASPIRE	2,400.00	0.00	2,400.00	0.00	0.00 0.00
10R130	1999	0000	00 130000	Walmart TAPP	0.00	0.00	0.00	0.00	0.00 0.00
10R670	1999	0000	00 670000	Tiger Safari	1,000.00	0.00	1,000.00	0.00	0.00 0.00
10R680	1999	0000	00 680000	CHAT	500.00	0.00	500.00	0.00	0.00 0.00
10R690	1999	0000	00 690000	TAPS	0.00	0.00	0.00	0.00	0.00 0.00
10R730	1999	0000	00 730000	TAPP JFF	3,741.00	0.00	3,740.70	0.00	0.00 0.30
10R880	1999	0000	00 880000	CHAT #2 JF	14,031.00	0.00	14,030.34	0.00	0.00 0.66
10R---	1999	0---	--		100,172.00	89.56	65,633.57	0.00	0.00 34,538.43
10R---	19--	----	--		312,172.00	3,417.36	99,926.24	0.00	0.00 212,245.76
10R110	2100	0000	00 110000	ROE Pre K	50,000.00	0.00	0.00	0.00	0.00 50,000.00
10R---	2100	0---	--		50,000.00	0.00	0.00	0.00	0.00 50,000.00
10R---	21--	----	--		50,000.00	0.00	0.00	0.00	0.00 50,000.00
10R010	3001	0000	00 000000	General State Aid	7,317,223.00	624,977.46	6,832,285.87	0.00	0.00 484,937.13
10R---	3001	0---	--		7,317,223.00	624,977.46	6,832,285.87	0.00	0.00 484,937.13
10R---	30--	----	--		7,317,223.00	624,977.46	6,832,285.87	0.00	0.00 484,937.13
10R260	3100	0000	00 260000	Spec Ed Priv Facility	44,402.00	0.00	37,184.98	0.00	0.00 7,217.02
10R---	3100	0---	--		44,402.00	0.00	37,184.98	0.00	0.00 7,217.02
10R280	3105	0000	00 280000	Spec Ed Extraordinary	388,664.00	0.00	309,740.80	0.00	0.00 78,923.20
10R---	3105	0---	--		388,664.00	0.00	309,740.80	0.00	0.00 78,923.20
10R140	3110	0000	00 140000	Spec Ed Personnel	312,777.00	0.00	248,713.00	0.00	0.00 64,064.00
10R---	3110	0---	--		312,777.00	0.00	248,713.00	0.00	0.00 64,064.00
10R640	3120	0000	00 640000	Spec Ed Orphan	31,547.00	0.00	29,273.07	0.00	0.00 2,273.93
10R---	3120	0---	--		31,547.00	0.00	29,273.07	0.00	0.00 2,273.93
10R010	3145	0000	00 000000	Spec Ed Summer Sch	12,000.00	0.00	3,166.62	0.00	0.00 8,833.38

Account Level				2011-12	May 2011-12	2011-12	2011-12	Encumbered	2011-12
FDTLOC	FUNC	OBJ	SJ	Description	Budget	Monthly Activity	FY Activity	Batch Activity	Amount FYTD Avail Fnd -
10R---	3145	0---	--	-----	12,000.00	0.00	3,166.62	0.00	0.00 8,833.38
10R---	31--	----	--	-----	789,390.00	0.00	628,078.47	0.00	0.00 161,311.53
10R380	3200	0000	00	380000	Voc Ed Tech Prep	0.00	0.00	0.00	0.00 0.00
10R---	3200	0---	--	-----	0.00	0.00	0.00	0.00	0.00 0.00
10R780	3215	0000	00	780000	Voc Ed Formula	0.00	0.00	0.00	0.00 0.00
10R---	3215	0---	--	-----	0.00	0.00	0.00	0.00	0.00 0.00
10R490	3299	0000	00	490000	Voc Ed Ag Incent Grant	8,500.00	0.00	2,844.00	0.00 5,656.00
10R710	3299	0000	00	710000	Elem Career Grant	2,700.00	0.00	0.00	0.00 2,700.00
10R780	3299	0000	00	780000	Voc Ed Formula	75,000.00	24,276.61	74,509.63	0.00 490.37
10R---	3299	0---	--	-----	86,200.00	24,276.61	77,353.63	0.00	0.00 8,846.37
10R---	32--	----	--	-----	86,200.00	24,276.61	77,353.63	0.00	0.00 8,846.37
10R350	3360	0000	00	350000	St Lunch/Bfast Reimb	35,000.00	1,383.90	19,723.05	0.00 15,276.95
10R---	3360	0---	--	-----	35,000.00	1,383.90	19,723.05	0.00	0.00 15,276.95
10R010	3365	0000	00	000000	BREAKFAST INCENTIVE	100.00	0.00	0.00	0.00 100.00
10R---	3365	0---	--	-----	100.00	0.00	0.00	0.00	0.00 100.00
10R310	3370	0000	00	310000	Drivers Education Reimb	42,000.00	0.00	10,226.73	0.00 31,773.27
10R---	3370	0---	--	-----	42,000.00	0.00	10,226.73	0.00	0.00 31,773.27
10R---	33--	----	--	-----	77,100.00	1,383.90	29,949.78	0.00	0.00 47,150.22
10R550	3695	0000	00	550000	TAOEP	68,912.00	8,614.00	51,684.00	0.00 17,228.00
10R750	3695	0000	00	750000	TAOEP	45,256.00	0.00	45,256.00	0.00 0.00
10R---	3695	0---	--	-----	114,168.00	8,614.00	96,940.00	0.00	0.00 17,228.00
10R---	36--	----	--	-----	114,168.00	8,614.00	96,940.00	0.00	0.00 17,228.00
10R110	3705	0000	00	110000	Early Child Block Grant	147,556.00	0.00	147,556.00	0.00 0.00
10R510	3705	0000	00	510000	ECE Block Grant-FY06	404,891.00	52,725.00	300,187.00	0.00 104,704.00
10R---	3705	0---	--	-----	552,447.00	52,725.00	447,743.00	0.00	0.00 104,704.00
10R570	3715	0000	00	570000	Reading Improvement	0.00	0.00	0.00	0.00 0.00
10R---	3715	0---	--	-----	0.00	0.00	0.00	0.00	0.00 0.00
10R790	3775	0000	00	790000	ADA Safety/Ed Block Gran	0.00	0.00	0.00	0.00 0.00
10R---	3775	0---	--	-----	0.00	0.00	0.00	0.00	0.00 0.00
10R---	37--	----	--	-----	552,447.00	52,725.00	447,743.00	0.00	0.00 104,704.00
10R240	3800	0000	00	240000	Sec of State Lib Grant	1,525.00	0.00	1,524.41	0.00 0.59
10R---	3800	0---	--	-----	1,525.00	0.00	1,524.41	0.00	0.00 0.59
10R---	38--	----	--	-----	1,525.00	0.00	1,524.41	0.00	0.00 0.59
10R010	3999	0000	05	000000	National Bd Cert	3,697.00	0.00	3,696.85	0.00 0.15
10R120	3999	0000	00	120000	LAPTOP GRANT	360,613.00	0.00	360,613.00	0.00 0.00
10R240	3999	0000	00	240000	Library Grant	0.00	0.00	0.00	0.00 0.00
10R---	3999	0---	--	-----	364,310.00	0.00	364,309.85	0.00	0.00 0.15
10R---	39--	----	--	-----	364,310.00	0.00	364,309.85	0.00	0.00 0.15
10R420	4210	0000	00	420000	Fed Lunch Prog Reimb	350,000.00	83,357.77	348,363.57	0.00 1,636.43
10R---	4210	0---	--	-----	350,000.00	83,357.77	348,363.57	0.00	0.00 1,636.43

Account Level				2011-12	May 2011-12	2011-12	2011-12	Encumbered	2011-12
FDTLOC	FUNC	OBJ	SJ	Description	Budget	Monthly Activity	FY Activity	Batch Activity	Amount FYTD Avail Fnd -
10R420	4215	0000	00	420000 Fed Special Milk Program	2,000.00	460.58	2,046.50	0.00	0.00 -46.50
10R---	4215	0---	--	-----	2,000.00	460.58	2,046.50	0.00	0.00 -46.50
10R430	4220	0000	00	430000 Fed Bfast Prog Reimb	110,000.00	27,555.12	109,137.69	0.00	0.00 862.31
10R---	4220	0---	--	-----	110,000.00	27,555.12	109,137.69	0.00	0.00 862.31
10R420	4250	0000	00	420000 Child Nutrition Commodity	0.00	0.00	0.00	0.00	0.00 0.00
10R---	4250	0---	--	-----	0.00	0.00	0.00	0.00	0.00 0.00
10R420	4299	0000	00	420000 Child Nutrition	0.00	0.00	0.00	0.00	0.00 0.00
10R---	4299	0---	--	-----	0.00	0.00	0.00	0.00	0.00 0.00
10R---	42--	----	--	-----	462,000.00	111,373.47	459,547.76	0.00	0.00 2,452.24
10R100	4300	0000	00	100000 Title I Grant - Reading	99,006.00	0.00	99,006.00	0.00	0.00 0.00
10R500	4300	0000	00	500000 Title I	404,105.00	0.00	311,829.00	0.00	0.00 92,276.00
10R---	4300	0---	--	-----	503,111.00	0.00	410,835.00	0.00	0.00 92,276.00
10R---	43--	----	--	-----	503,111.00	0.00	410,835.00	0.00	0.00 92,276.00
10R170	4400	0000	00	170000 Title IV Grant - Drug Fr	0.00	0.00	0.00	0.00	0.00 0.00
10R---	4400	0---	--	-----	0.00	0.00	0.00	0.00	0.00 0.00
10R070	4421	0000	00	000000 Century 21 Comm Learning	115,000.00	0.00	90,540.00	0.00	0.00 24,460.00
10R470	4421	0000	00	470000 21st Cent Grant	11,530.00	0.00	11,530.00	0.00	0.00 0.00
10R---	4421	0---	--	-----	126,530.00	0.00	102,070.00	0.00	0.00 24,460.00
10R---	44--	----	--	-----	126,530.00	0.00	102,070.00	0.00	0.00 24,460.00
10R150	4620	0000	00	150000 Spec Ed Flow thru SESE	3,115.00	0.00	3,146.00	0.00	0.00 -31.00
10R---	4620	0---	--	-----	3,115.00	0.00	3,146.00	0.00	0.00 -31.00
10R260	4625	0000	00	260000 Fed SpEd IDEA Rm/Board	128,000.00	19,170.53	86,500.84	0.00	0.00 41,499.16
10R---	4625	0---	--	-----	128,000.00	19,170.53	86,500.84	0.00	0.00 41,499.16
10R---	46--	----	--	-----	131,115.00	19,170.53	89,646.84	0.00	0.00 41,468.16
10R540	4770	0000	00	540000 Fed Voc Ed Tech Prep	0.00	0.00	0.00	0.00	0.00 0.00
10R---	4770	0---	--	-----	0.00	0.00	0.00	0.00	0.00 0.00
10R390	4799	0000	00	390000 V E Perkins T-IIC 2 Tutor	10,200.00	0.00	8,557.67	0.00	0.00 1,642.33
10R---	4799	0---	--	-----	10,200.00	0.00	8,557.67	0.00	0.00 1,642.33
10R---	47--	----	--	-----	10,200.00	0.00	8,557.67	0.00	0.00 1,642.33
10R090	4876	0000	00	000000 Cloud Grant ICCP	5,000.00	0.00	5,000.00	0.00	0.00 0.00
10R---	4876	0---	--	-----	5,000.00	0.00	5,000.00	0.00	0.00 0.00
10R160	4880	0000	00	160000 Education Jobs Fund	52,155.00	0.00	52,155.00	0.00	0.00 0.00
10R---	4880	0---	--	-----	52,155.00	0.00	52,155.00	0.00	0.00 0.00
10R---	48--	----	--	-----	57,155.00	0.00	57,155.00	0.00	0.00 0.00
10R330	4932	0000	00	330000 Title II Teacher Quality	44,004.00	0.00	44,004.00	0.00	0.00 0.00
10R530	4932	0000	00	530000 Title II FY06	90,000.00	0.00	79,369.00	0.00	0.00 10,631.00
10R---	4932	0---	--	-----	134,004.00	0.00	123,373.00	0.00	0.00 10,631.00
10R920	4991	0000	00	920000 Medicaid Adm Outreach	65,000.00	10,856.27	43,768.31	0.00	0.00 21,231.69
10R---	4991	0---	--	-----	65,000.00	10,856.27	43,768.31	0.00	0.00 21,231.69
10R920	4992	0000	00	920000 Medicaid Fee For Service	73,000.00	0.00	69,432.15	0.00	0.00 3,567.85

Account Level				2011-12	May 2011-12	2011-12	2011-12	Encumbered	2011-12
FDTLOC	FUNC	OBJ	SJ	Description	Budget	Monthly Activity	FY Activity	Batch Activity	Amount FYTD Avail Fnd -
10R---	4992	0---	--	-----	73,000.00	0.00	69,432.15	0.00	0.00 3,567.85
10R410	4998	0000	00	410000 JROTC Reimbursement	58,000.00	4,863.12	52,292.85	0.00	0.00 5,707.15
10R---	4998	0---	--	-----	58,000.00	4,863.12	52,292.85	0.00	0.00 5,707.15
10R---	49--	----	--	-----	330,004.00	15,719.39	288,866.31	0.00	0.00 41,137.69
1-R---	----	----	--	-----	15,129,722.00	943,941.07	13,818,052.04	37.62	0.00 1,311,632.34
20R010	1111	0000	00	000000 BLDG LEVY	789,814.00	0.00	787,778.97	0.00	0.00 2,035.03
20R---	1111	0---	--	-----	789,814.00	0.00	787,778.97	0.00	0.00 2,035.03
20R---	11--	----	--	-----	789,814.00	0.00	787,778.97	0.00	0.00 2,035.03
20R010	1510	0000	00	000000 Earnings on Investments	3,360.00	206.78	3,006.02	0.00	0.00 353.98
20R---	1510	0---	--	-----	3,360.00	206.78	3,006.02	0.00	0.00 353.98
20R---	15--	----	--	-----	3,360.00	206.78	3,006.02	0.00	0.00 353.98
20R010	1999	0000	00	000000 Insurance Reimb	3,000.00	70.00	2,158.20	0.00	0.00 841.80
20R010	1999	0000	01	000000 Other Bldg Rev	125.00	0.00	0.00	0.00	0.00 125.00
20R---	1999	0---	--	-----	3,125.00	70.00	2,158.20	0.00	0.00 966.80
20R---	19--	----	--	-----	3,125.00	70.00	2,158.20	0.00	0.00 966.80
2-R---	----	----	--	-----	796,299.00	276.78	792,943.19	0.00	0.00 3,355.81
30R010	1112	0000	00	000000 BOND AND INTEREST LEVY	1,021,545.00	0.00	1,018,911.47	0.00	0.00 2,633.53
30R---	1112	0---	--	-----	1,021,545.00	0.00	1,018,911.47	0.00	0.00 2,633.53
30R---	11--	----	--	-----	1,021,545.00	0.00	1,018,911.47	0.00	0.00 2,633.53
30R010	1510	0000	00	000000 Earnings on Investments	4,082.00	120.54	3,533.26	0.00	0.00 548.74
30R---	1510	0---	--	-----	4,082.00	120.54	3,533.26	0.00	0.00 548.74
30R---	15--	----	--	-----	4,082.00	120.54	3,533.26	0.00	0.00 548.74
3-R---	----	----	--	-----	1,025,627.00	120.54	1,022,444.73	0.00	0.00 3,182.27
40R080	1113	0000	00	000000 TRANS LEVY	315,925.00	0.00	315,111.59	0.00	0.00 813.41
40R---	1113	0---	--	-----	315,925.00	0.00	315,111.59	0.00	0.00 813.41
40R---	11--	----	--	-----	315,925.00	0.00	315,111.59	0.00	0.00 813.41
40R080	1412	0000	00	000000 Reg Trans from Pre-K	17,000.00	790.72	1,420.01	0.00	0.00 15,579.99
40R---	1412	0---	--	-----	17,000.00	790.72	1,420.01	0.00	0.00 15,579.99
40R080	1413	0000	00	000000 Reg Trans Fee Private	4,000.00	2,523.04	4,039.26	0.00	0.00 -39.26
40R---	1413	0---	--	-----	4,000.00	2,523.04	4,039.26	0.00	0.00 -39.26
40R080	1415	0000	00	000000 Reg Trans Pupil Co-Curr	22,000.00	2,250.09	15,377.81	0.00	0.00 6,622.19
40R---	1415	0---	--	-----	22,000.00	2,250.09	15,377.81	0.00	0.00 6,622.19
40R080	1442	0000	00	000000 Sp Ed Trans from SESE	2,650.00	703.34	2,421.36	0.00	0.00 228.64
40R---	1442	0---	--	-----	2,650.00	703.34	2,421.36	0.00	0.00 228.64
40R---	14--	----	--	-----	45,650.00	6,267.19	23,258.44	0.00	0.00 22,391.56
40R080	1510	0000	00	000000 Earnings on Investments	1,300.00	23.39	844.99	0.00	0.00 455.01
40R---	1510	0---	--	-----	1,300.00	23.39	844.99	0.00	0.00 455.01
40R---	15--	----	--	-----	1,300.00	23.39	844.99	0.00	0.00 455.01
40R080	1950	0000	00	000000 Refund Prior Yr Expense	0.00	0.00	0.00	0.00	0.00 0.00
40R---	1950	0---	--	-----	0.00	0.00	0.00	0.00	0.00 0.00

Account Level				2011-12	May 2011-12	2011-12	2011-12	Encumbered	2011-12
FDTLOC	FUNC	OBJ	SJ	Description	Budget	Monthly Activity	FY Activity	Batch Activity	Amount FYTD Avail Fnd -
40R080	1999	0000	00 000000	Insrnc Rmb/Othr Misc	6,000.00	1,064.71	6,697.35	0.00	0.00 -697.35
40R---	1999	0---	--		6,000.00	1,064.71	6,697.35	0.00	0.00 -697.35
40R---	19--	----	--		6,000.00	1,064.71	6,697.35	0.00	0.00 -697.35
40R010	3001	0000	00 000000	STATE AIDE	127,500.00	70,000.00	117,488.73	0.00	0.00 10,011.27
40R---	3001	0---	--		127,500.00	70,000.00	117,488.73	0.00	0.00 10,011.27
40R---	30--	----	--		127,500.00	70,000.00	117,488.73	0.00	0.00 10,011.27
40R080	3500	0000	00 000000	Transportation Regular	516,824.00	0.00	348,463.96	0.00	0.00 168,360.04
40R610	3500	0000	01 610000	Trans Voc Ed	0.00	0.00	0.00	0.00	0.00 0.00
40R---	3500	0---	--		516,824.00	0.00	348,463.96	0.00	0.00 168,360.04
40R620	3510	0000	00 620000	State Trans Spec Ed	373,913.00	0.00	272,544.47	0.00	0.00 101,368.53
40R---	3510	0---	--		373,913.00	0.00	272,544.47	0.00	0.00 101,368.53
40R---	35--	----	--		890,737.00	0.00	621,008.43	0.00	0.00 269,728.57
40R160	4880	0000	00 160000	Education Jobs Fund	0.00	0.00	0.00	0.00	0.00 0.00
40R---	4880	0---	--		0.00	0.00	0.00	0.00	0.00 0.00
40R---	48--	----	--		0.00	0.00	0.00	0.00	0.00 0.00
4-R---	----	----	--		1,387,112.00	77,355.29	1,084,409.53	0.00	0.00 302,702.47
50R010	1114	0000	00 000000	IMRF LEVY	389,370.00	0.00	388,863.59	0.00	0.00 506.41
50R---	1114	0---	--		389,370.00	0.00	388,863.59	0.00	0.00 506.41
50R010	1150	0000	00 000000	Tax Levy Social Security	239,915.00	0.00	239,295.83	0.00	0.00 619.17
50R---	1150	0---	--		239,915.00	0.00	239,295.83	0.00	0.00 619.17
50R---	11--	----	--		629,285.00	0.00	628,159.42	0.00	0.00 1,125.58
50R010	1230	0000	00 000000	Corp Pers Prop Tax	75,000.00	0.00	75,000.00	0.00	0.00 0.00
50R---	1230	0---	--		75,000.00	0.00	75,000.00	0.00	0.00 0.00
50R---	12--	----	--		75,000.00	0.00	75,000.00	0.00	0.00 0.00
50R010	1510	0000	00 000000	Earnings on Investments	2,320.00	102.54	2,057.54	0.00	0.00 262.46
50R---	1510	0---	--		2,320.00	102.54	2,057.54	0.00	0.00 262.46
50R---	15--	----	--		2,320.00	102.54	2,057.54	0.00	0.00 262.46
5-R---	----	----	--		706,605.00	102.54	705,216.96	0.00	0.00 1,388.04
70R010	1115	0000	00 000000	WORKING CASH LEVY	78,985.00	0.00	78,777.90	0.00	0.00 207.10
70R---	1115	0---	--		78,985.00	0.00	78,777.90	0.00	0.00 207.10
70R---	11--	----	--		78,985.00	0.00	78,777.90	0.00	0.00 207.10
70R010	1510	0000	00 000000	Earnings on Investments	9,000.00	683.90	7,977.97	0.00	0.00 1,022.03
70R---	1510	0---	--		9,000.00	683.90	7,977.97	0.00	0.00 1,022.03
70R---	15--	----	--		9,000.00	683.90	7,977.97	0.00	0.00 1,022.03
7-R---	----	----	--		87,985.00	683.90	86,755.87	0.00	0.00 1,229.13
80R010	1120	0000	00 000000	TORT LEVY	709,760.00	0.00	707,929.73	0.00	0.00 1,830.27
80R---	1120	0---	--		709,760.00	0.00	707,929.73	0.00	0.00 1,830.27
80R---	11--	----	--		709,760.00	0.00	707,929.73	0.00	0.00 1,830.27
80R010	1510	0000	00 000000	Tort Int	500.00	14.30	516.10	0.00	0.00 -16.10
80R---	1510	0---	--		500.00	14.30	516.10	0.00	0.00 -16.10

Account Level				2011-12	May 2011-12	2011-12	2011-12	Encumbered	2011-12
FDTLOC	FUNC	OBJ	SJ	Description	Budget	Monthly Activity	FY Activity	Batch Activity	Amount FYTD Avail Fnd -
80R---	15--	----	--	-----	500.00	14.30	516.10	0.00	0.00 -16.10
8-R---	----	----	--	-----	710,260.00	14.30	708,445.83	0.00	0.00 1,814.17
90R010	1118	0000	00	000000	LIFE SAFETY LEVY	79,000.00	0.00	78,777.90	0.00 222.10
90R---	1118	0---	--	-----	79,000.00	0.00	78,777.90	0.00	0.00 222.10
90R---	11--	----	--	-----	79,000.00	0.00	78,777.90	0.00	0.00 222.10
90R010	1510	0000	00	000000	Earnings on Investments	2,000.00	121.70	1,694.40	0.00 305.60
90R370	1510	0000	00	370000	L/S Bond Int	0.00	0.00	0.00	0.00 0.00
90R---	1510	0---	--	-----	2,000.00	121.70	1,694.40	0.00	0.00 305.60
90R---	15--	----	--	-----	2,000.00	121.70	1,694.40	0.00	0.00 305.60
90R010	1999	0000	00	000000	Life Safety Other Rev	0.00	0.00	0.00	0.00 0.00
90R---	1999	0---	--	-----	0.00	0.00	0.00	0.00	0.00 0.00
90R---	19--	----	--	-----	0.00	0.00	0.00	0.00	0.00 0.00
9-R---	----	----	--	-----	81,000.00	121.70	80,472.30	0.00	0.00 527.70
--R---	----	----	--	-----	19,924,610.00	1,022,616.12	18,298,740.45	37.62	0.00 1,625,831.93
10E070	1100	1100	00	000000	21st Cent Sal	49,810.00	3,201.01	43,406.60	0.00 6,403.40
10E470	1100	1100	00	470000	21st Century Grant Sal	9,023.00	0.00	8,869.79	0.00 153.21
10E030	1100	1110	00	000000	Fuel Up 60 Salaries	3,045.00	297.00	2,310.00	0.00 735.00
10E070	1100	1110	00	000000	21st Cent TA/Aide Sal	14,750.00	596.09	11,905.63	0.00 2,844.37
10E470	1100	1110	00	470000	21st Cent Aide Sal	210.00	0.00	209.97	0.00 0.03
10E---	1100	1---	--	-----	76,838.00	4,094.10	66,701.99	0.00	0.00 10,136.01
10E070	1100	2110	00	000000	21st Cent TRS	14,503.00	759.87	11,438.83	0.00 3,064.17
10E470	1100	2110	00	470000	21st Cent TRS	2,999.00	0.00	2,999.07	0.00 -0.07
10E470	1100	2130	00	470000		0.00	0.00	0.00	0.00 0.00
10E---	1100	2---	--	-----	17,502.00	759.87	14,437.90	0.00	0.00 3,064.10
10E070	1100	3190	00	000000	Cent 21 Student Pur Serv	9,408.00	2,326.89	9,733.90	0.00 -325.90
10E470	1100	3190	00	470000	21st Cent Pur Serv	6,370.00	0.00	6,369.25	0.00 0.75
10E---	1100	3---	--	-----	15,778.00	2,326.89	16,103.15	0.00	0.00 -325.15
10E030	1100	4100	00	000000	Fuel Up 60 Supplies	3,500.00	336.93	2,093.99	111.91 307.29 986.81
10E070	1100	4100	00	000000	21st Cent supplies	8,514.00	142.23	7,040.55	0.00 166.70 1,306.75
10E470	1100	4100	00	470000	21st Cent Supplies	1,966.00	0.00	1,965.92	0.00 0.00 0.08
10E---	1100	4---	--	-----	13,980.00	479.16	11,100.46	111.91 473.99 2,293.64	
10E020	1110	1100	00	000000	ERES Teach Sal	2,009,715.00	166,963.73	1,920,118.38	0.00 0.00 175,090.51
10E160	1110	1100	00	160000	Ed Jobs Fund Sal	0.00	0.00	0.00	0.00 0.00 0.00
10E020	1110	1110	00	000000	ERES Aide/TA Sal	40,000.00	1,964.00	32,471.66	0.00 0.00 8,760.34
10E020	1110	1200	00	000000	ERES Sub Teach Sal	84,500.00	13,434.98	76,877.41	0.00 0.00 8,496.72
10E020	1110	1210	00	000000	ERES Sub Teach Aide Sal	27,000.00	6,489.75	29,168.38	0.00 0.00 -1,046.38
10E---	1110	1---	--	-----	2,161,215.00	188,852.46	2,058,635.83	0.00 0.00 191,301.19	
10E020	1110	2110	00	000000	ERES TRS	240,000.00	26,071.98	237,608.41	0.00 0.00 2,895.61
10E160	1110	2110	00	160000	Ed Jobs Fund TRS	0.00	0.00	0.00	0.00 0.00 0.00
10E020	1110	2130	00	000000		0.00	0.00	0.00	0.00 0.00 0.00

Account Level				2011-12	May 2011-12	2011-12	2011-12	Encumbered	2011-12		
FDTLOC	FUNC	OBJ	SJ	Description	Budget	Monthly Activity	FY Activity	Batch Activity	Amount	FYTD Avail	Fnd -
10E020	1110	2200	00	000000	ERES Ins Benefit	158,000.00	13,432.60	150,483.90	0.00	0.00	13,992.40
10E160	1110	2200	00	160000	Ed Jobs Fund Ben	0.00	0.00	0.00	0.00	0.00	0.00
10E---	1110	2---	--	-----		398,000.00	39,504.58	388,092.31	0.00	0.00	16,888.01
10E020	1110	3190	00	000000	ERES Pur Ser Agreements	5,500.00	334.14	4,838.45	0.00	0.00	661.55
10E670	1110	3190	00	000000	Tiger Safari Pur Serv	625.00	0.00	625.00	0.00	0.00	0.00
10E020	1110	3230	00	000000	ERES Repair/Maintenance	500.00	0.00	0.00	0.00	0.00	500.00
10E020	1110	3230	61	000000	ERES Computer Rep/Maint	500.00	0.00	10.00	0.00	0.00	490.00
10E020	1110	3240	00	000000	ERES Copier Repair	980.00	0.00	612.00	124.00	498.00	-254.00
10E020	1110	3260	00	000000	ERES Postage	125.00	50.23	92.52	0.00	0.00	32.48
10E020	1110	3320	00	000000	ERES Travel	100.00	0.00	175.46	0.00	0.00	-75.46
10E020	1110	3400	00	000000	ERES Internet	5,196.00	0.00	3,905.84	0.00	0.00	1,290.16
10E---	1110	3---	--	-----		13,526.00	384.37	10,259.27	124.00	498.00	2,644.73
10E020	1110	4100	00	000000	ERES Supplies	30,000.00	49.96	27,302.71	0.00	1,745.77	951.52
10E020	1110	4100	02	000000	ERES Art Supplies	4,400.00	0.00	2,549.43	0.00	134.51	1,716.06
10E020	1110	4100	05	000000	ERES Read 180 Supp	300.00	0.00	217.46	0.00	0.00	82.54
10E020	1110	4100	06	000000	ERES Spanish Supplies	1,000.00	0.00	712.56	0.00	0.00	287.44
10E020	1110	4100	12	000000	ERES Music Supplies	900.00	0.00	788.09	0.00	78.08	33.83
10E020	1110	4100	50	000000	ERES PE Supplies	1,800.00	0.00	1,689.23	0.00	0.00	110.77
10E020	1110	4100	61	000000	ERES Computer Supplies	10,000.00	142.21	7,557.11	0.00	105.88	2,337.01
10E670	1110	4100	00	670000	Tiger Safari Supp	375.00	0.00	375.00	0.00	0.00	0.00
10E020	1110	4110	00	000000	ERES Instructional Supp	22,700.00	0.00	18,784.71	0.00	201.29	3,714.00
10E020	1110	4130	00	000000	ERES ID Badge Supp	500.00	0.00	463.00	0.00	0.00	37.00
10E020	1110	4200	00	000000	ERES New Textbooks	4,100.00	0.00	4,476.18	0.00	0.00	-376.18
10E020	1110	4210	00	000000	ERES Replacement Textbks	5,200.00	0.00	4,600.92	0.00	0.03	599.05
10E020	1110	4220	00	000000	ERES Workbooks	8,800.00	0.00	8,564.87	0.00	0.00	235.13
10E020	1110	4240	00	000000	ERES Copier Paper/Toner	5,600.00	125.00	6,185.60	0.00	0.00	-585.60
10E020	1110	4250	00	000000	ERES Copier Parts	3,000.00	0.00	2,872.00	613.00	806.00	-1,291.00
10E020	1110	4700	00	000000	ERES Software	57,000.00	663.95	56,938.89	0.00	22.95	38.16
10E---	1110	4---	--	-----		155,675.00	981.12	144,077.76	613.00	3,094.51	7,889.73
10E020	1110	5500	00	000000	ERES Equipment	6,300.00	0.00	6,300.00	0.00	0.00	0.00
10E020	1110	5500	61	000000	ERES Computer Equipment	5,000.00	0.00	1,791.72	0.00	0.00	3,208.28
10E---	1110	5---	--	-----		11,300.00	0.00	8,091.72	0.00	0.00	3,208.28
10E040	1120	1100	00	000000	ERMS Teach Sal	1,124,546.00	92,897.15	1,048,518.70	0.00	0.00	123,381.53
10E160	1120	1100	00	160000	Ed Jobs Fund Sal	0.00	0.00	0.00	0.00	0.00	0.00
10E040	1120	1110	00	000000	ERMS TA/Aide Sal	25,000.00	1,775.78	21,794.25	0.00	0.00	4,093.64
10E040	1120	1200	00	000000	ERMS Sub Teach Sal	30,000.00	9,625.43	37,551.83	0.00	0.00	-6,134.55
10E040	1120	1210	00	000000	ERMS Sub TA/Aide Sal	2,500.00	0.00	1,981.50	0.00	0.00	518.50
10E040	1120	1400	00	000000	Bass Tutoring Salary	0.00	0.00	0.00	0.00	0.00	0.00
10E---	1120	1---	--	-----		1,182,046.00	104,298.36	1,109,846.28	0.00	0.00	121,859.12
10E040	1120	2110	00	000000	ERMS TRS	137,000.00	14,669.12	133,580.69	0.00	0.00	3,490.51

Account Level				2011-12	May 2011-12	2011-12	2011-12	Encumbered	2011-12		
FDTLOC	FUNC	OBJ	SJ	Description	Budget	Monthly Activity	FY Activity	Batch Activity	Amount	FYTD Avail	Fnd -
10E160	1120	2110	00	160000 Ed Jobs Fund TRS	0.00	0.00	0.00	0.00	0.00	0.00	0.00
10E040	1120	2130	00	000000	0.00	0.00	0.00	0.00	0.00	0.00	0.00
10E160	1120	2130	00	160000	0.00	0.00	0.00	0.00	0.00	0.00	0.00
10E040	1120	2200	00	000000 ERMS Ins Benefit	95,000.00	7,926.00	90,301.80	0.00	0.00	0.00	8,661.20
10E160	1120	2200	00	160000 Ed Jobs Fund Ben	0.00	0.00	0.00	0.00	0.00	0.00	0.00
10E---	1120	2---	--	-----	232,000.00	22,595.12	223,882.49	0.00	0.00	0.00	12,151.71
10E040	1120	3190	00	000000 ERMS Pur Serv Agreements	1,000.00	60.00	960.00	0.00	0.00	0.00	40.00
10E040	1120	3190	61	000000 ERMS Comp Pur Serv	6,761.00	0.00	6,439.67	0.00	0.00	0.00	321.33
10E040	1120	3230	00	000000 ERMS Repair/Maintenance	300.00	0.00	365.00	0.00	0.00	0.00	-65.00
10E040	1120	3230	61	000000 ERMS Computer Rep/Maint	950.00	0.00	38.00	0.00	0.00	0.00	912.00
10E040	1120	3240	00	000000 ERMS Copier Repair ONLY	400.00	34.00	288.00	0.00	0.00	42.00	70.00
10E040	1120	3260	00	000000 ERMS Postage	500.00	0.00	130.33	0.00	0.00	0.00	387.93
10E040	1120	3320	00	000000 ERMS Travel	100.00	0.00	0.00	0.00	0.00	0.00	100.00
10E040	1120	3400	00	000000 ERMS Internet	5,200.00	0.00	3,905.77	0.00	0.00	0.00	1,294.23
10E---	1120	3---	--	-----	15,211.00	94.00	12,126.77	0.00	42.00	0.00	3,060.49
10E040	1120	4100	00	000000 ERMS Gen Clsrm Supp	9,075.00	214.09	8,471.63	0.00	614.38	0.00	1,088.99
10E040	1120	4100	02	000000 ERMS Art Supplies	2,070.00	596.73	1,894.62	0.00	159.11	0.00	16.27
10E040	1120	4100	05	000000 ERMS Lang Art Supp	1,080.00	0.00	175.73	0.00	90.40	0.00	813.87
10E040	1120	4100	08	000000 ERMS Health Class Supp	100.00	0.00	0.00	0.00	0.00	0.00	100.00
10E040	1120	4100	10	000000 ERMS Enrichment Class Supplies	600.00	0.00	488.36	0.00	49.95	0.00	61.69
10E040	1120	4100	11	000000 ERMS Math Supplies	1,000.00	0.00	569.23	0.00	285.07	0.00	145.70
10E040	1120	4100	12	000000 ERMS Band Supp	1,000.00	0.00	900.00	0.00	0.00	0.00	100.00
10E040	1120	4100	13	000000 ERMS Science Supplies	3,200.00	48.13	2,616.67	0.00	135.84	0.00	447.49
10E040	1120	4100	15	000000 ERMS Social Studies Supp	1,080.00	0.00	873.18	0.00	104.35	0.00	102.47
10E040	1120	4100	50	000000 ERMS P.E. Supplies	1,800.00	0.00	1,749.31	0.00	38.34	0.00	12.35
10E040	1120	4100	61	000000 ERMS Computer Supplies	14,000.00	94.94	13,705.18	0.00	0.00	0.00	1,153.54
10E040	1120	4100	80	000000 ERMS Chorus Supp	0.00	0.00	0.00	0.00	0.00	0.00	0.00
10E120	1120	4100	00	120000 LAPTOP GRANT INST SUPP	23,050.00	0.00	22,986.84	0.00	0.00	0.00	63.16
10E040	1120	4110	00	000000 ERMS Intergraded Supp	0.00	0.00	0.00	0.00	0.00	0.00	0.00
10E040	1120	4120	00	000000 ERMS Read 180 Supplies	200.00	0.00	88.20	0.00	0.00	0.00	111.80
10E040	1120	4130	00	000000 ERMS ID Badge Supplies	0.00	0.00	0.00	0.00	0.00	0.00	0.00
10E040	1120	4200	00	000000 ERMS New Textbooks	0.00	0.00	0.00	0.00	0.00	0.00	0.00
10E040	1120	4210	00	000000 ERMS Replace Textbooks	100.00	0.00	24.56	0.00	0.00	0.00	75.44
10E040	1120	4220	00	000000 ERMS Workbooks	0.00	0.00	0.00	0.00	0.00	0.00	0.00
10E040	1120	4230	00	000000 ERMS A.R. Books	700.00	59.80	699.66	0.00	0.00	0.00	0.34
10E040	1120	4240	00	000000 ERMS Cpr Riso Ppr/Tnr	1,000.00	0.00	600.00	0.00	0.00	0.00	400.00
10E040	1120	4700	00	000000 ERMS Software	54,553.00	0.00	54,551.51	0.00	0.00	0.00	1.49
10E120	1120	4700	00	120000 LAPTOP GRANT SOFTWARE	15,260.00	0.00	14,854.00	0.00	630.00	0.00	-224.00
10E040	1120	4900	00	000000 ERMS PE Locks	1,100.00	0.00	1,018.73	0.00	0.00	0.00	81.27
10E040	1120	4910	00	000000 MS PE Uniforms	5,425.00	0.00	5,355.00	0.00	69.25	0.00	0.75

Account Level				2011-12	May 2011-12	2011-12	2011-12	Encumbered	2011-12
FDTLOC	FUNC	OBJ	SJ	Description	Budget	Monthly Activity	FY Activity	Batch Activity	Amount FYTD Avail Fnd -
10E---	1120	4---	--	-----	136,393.00	1,013.69	131,622.41	0.00	2,176.69 4,552.62
10E040	1120	5500	00	000000	0.00	0.00	0.00	0.00	0.00 0.00
10E040	1120	5500	50	000000	0.00	0.00	0.00	0.00	0.00 0.00
10E040	1120	5500	61	000000	0.00	0.00	0.00	0.00	0.00 0.00
10E040	1120	5500	80	000000	1,000.00	0.00	0.00	0.00	0.00 1,000.00
10E120	1120	5500	00	120000	147,170.00	0.00	146,190.78	0.00	0.00 979.22
10E---	1120	5---	--	-----	148,170.00	0.00	146,190.78	0.00	0.00 1,979.22
10E110	1125	1100	00	110000	19,522.00	0.00	19,521.80	0.00	0.00 0.20
10E210	1125	1100	00	210000	18,215.00	1,506.34	17,208.75	0.00	0.00 1,759.42
10E510	1125	1100	00	510000	116,000.00	11,490.58	109,805.01	0.00	0.00 12,040.28
10E110	1125	1110	00	110000	6,872.00	0.00	6,871.44	0.00	0.00 0.56
10E210	1125	1110	00	210000	9,750.00	737.92	8,430.20	0.00	0.00 1,688.76
10E510	1125	1110	00	510000	42,655.00	3,943.26	39,531.41	0.00	0.00 5,173.41
10E110	1125	1200	00	110000	0.00	0.00	0.00	0.00	0.00 0.00
10E210	1125	1200	00	210000	500.00	297.50	935.00	0.00	0.00 -435.00
10E510	1125	1200	00	510000	4,550.00	892.50	4,989.78	0.00	0.00 -184.78
10E110	1125	1210	00	110000	0.00	0.00	0.00	0.00	0.00 0.00
10E210	1125	1210	00	210000	250.00	29.75	327.25	0.00	0.00 -17.75
10E510	1125	1210	00	510000	600.00	773.50	1,606.50	0.00	0.00 -1,006.50
10E---	1125	1---	--	-----	218,914.00	19,671.35	209,227.14	0.00	0.00 19,018.60
10E110	1125	2110	00	110000	0.00	0.00	0.00	0.00	0.00 0.00
10E210	1125	2110	00	210000	2,200.00	239.58	2,134.54	0.00	0.00 65.46
10E510	1125	2110	00	510000	17,200.00	1,808.24	16,339.68	0.00	0.00 874.18
10E110	1125	2130	00	110000	0.00	0.00	0.00	0.00	0.00 0.00
10E210	1125	2130	00	210000	0.00	0.00	0.00	0.00	0.00 0.00
10E110	1125	2200	00	110000	1,706.00	0.00	1,706.00	0.00	0.00 0.00
10E210	1125	2200	00	210000	2,148.00	180.60	2,056.90	0.00	0.00 181.40
10E510	1125	2200	00	510000	10,836.00	1,083.60	10,294.20	0.00	0.00 1,083.60
10E---	1125	2---	--	-----	34,090.00	3,312.02	32,531.32	0.00	0.00 2,204.64
10E110	1125	4100	00	110000	115.00	0.00	114.66	0.00	0.00 0.34
10E210	1125	4100	00	210000	0.00	0.00	0.00	0.00	0.00 0.00
10E510	1125	4100	00	510000	6,000.00	-225.00	4,540.98	0.00	1,240.35 218.67
10E---	1125	4---	--	-----	6,115.00	-225.00	4,655.64	0.00	1,240.35 219.01
10E050	1130	1100	00	000000	1,249,718.00	107,513.80	1,193,932.55	0.00	0.00 110,045.35
10E160	1130	1100	00	160000	0.00	0.00	0.00	0.00	0.00 0.00
10E050	1130	1110	00	000000	0.00	0.00	88.00	0.00	0.00 -88.00
10E050	1130	1200	00	000000	28,000.00	5,109.30	28,126.21	0.00	0.00 841.29
10E050	1130	1210	00	000000	0.00	150.00	150.00	0.00	0.00 -150.00
10E050	1130	1300	00	000000	4,000.00	198.00	2,849.00	0.00	0.00 1,591.00
10E---	1130	1---	--	-----	1,281,718.00	112,971.10	1,225,145.76	0.00	0.00 112,239.64

65

Account Level				2011-12	May 2011-12	2011-12	2011-12	Encumbered	2011-12		
FDTLOC	FUNC	OBJ	SJ	Description	Budget	Monthly Activity	FY Activity	Batch Activity	Amount	FYTD Avail	Fnd -
10E050	1130	2110	00	000000	ERHS Teach TRS	155,000.00	16,995.66	153,223.24	0.00	0.00	1,929.44
10E160	1130	2110	00	160000	Ed Jobs Fund TRS	0.00	0.00	0.00	0.00	0.00	0.00
10E050	1130	2200	00	000000	ERHS Ins Benefit	122,100.00	10,352.40	116,900.20	0.00	0.00	10,376.00
10E160	1130	2200	00	160000	Ed Jobs Fund Ben	0.00	0.00	0.00	0.00	0.00	0.00
10E---	1130	2---	--	-----		277,100.00	27,348.06	270,123.44	0.00	0.00	12,305.44
10E050	1130	3190	00	000000	ERHS Purchase Serv	3,975.00	105.25	2,318.01	0.00	0.00	1,656.99
10E050	1130	3190	06	000000	ERHS Foreign Lang P/S	0.00	0.00	0.00	0.00	0.00	0.00
10E050	1130	3190	12	000000	ERHS Vocal Music Pur Ser	1,708.00	1,722.50	2,798.63	0.00	0.00	-1,090.63
10E050	1130	3190	13	000000	ERHS Science Pur Serv	2,600.00	0.00	2,261.84	0.00	0.00	338.16
10E050	1130	3190	50	000000	ERHS PE Purchase Serv	0.00	0.00	10.00	0.00	0.00	-10.00
10E050	1130	3190	60	000000	ERHS Ren Scholarship	500.00	500.00	500.00	0.00	0.00	0.00
10E050	1130	3190	80	000000	ERHS Instr Music Pur Ser	1,525.00	0.00	0.00	0.00	0.00	1,525.00
10E050	1130	3230	00	000000	ERHS Repair/Maint	100.00	0.00	0.00	0.00	0.00	100.00
10E050	1130	3230	02	000000	ERHS Art Rep/Maint	185.00	0.00	184.53	0.00	0.00	0.47
10E050	1130	3230	13	000000	ERHS Science Rep/Maint	0.00	0.00	0.00	0.00	0.00	0.00
10E050	1130	3230	61	000000	ERHS Computer Rep/Maint	500.00	0.00	680.00	0.00	0.00	-180.00
10E050	1130	3230	80	000000	ERHS Instr Mus Rep/Maint	1,854.22	571.99	1,854.22	0.00	0.00	0.00
10E050	1130	3240	00	000000	ERHS Copier Repair Only	2,000.00	58.00	408.00	0.00	802.00	790.00
10E050	1130	3260	00	000000	ERHS Postage	8,000.00	0.00	45.22	0.00	0.00	7,954.78
10E050	1130	3310	80	000000	ERHS Summer Band Trip	1,200.00	0.00	0.00	0.00	0.00	1,200.00
10E050	1130	3320	00	000000	ERHS Travel	3,000.00	212.12	1,155.32	0.00	0.00	1,844.68
10E050	1130	3320	12	000000	ERHS Vocal Travel	150.00	0.00	134.38	0.00	0.00	15.62
10E050	1130	3320	80	000000	ERHS Band Travel	605.00	0.00	579.94	0.00	0.00	25.06
10E050	1130	3400	00	000000	ERHS Internet	5,000.00	0.00	3,945.49	0.00	0.00	1,054.51
10E---	1130	3---	--	-----		32,902.22	3,169.86	16,875.58	0.00	802.00	15,224.64
10E050	1130	4100	00	000000	ERHS Gen Clsrm Supplies	13,842.00	-25,551.56	-11,448.92	21,627.18	60.00	5,363.74
10E050	1130	4100	02	000000	ERHS Art Supplies	4,395.00	0.00	4,385.19	0.00	268.61	-258.80
10E050	1130	4100	06	000000	ERHS Foreign Lang Supp	527.00	0.00	500.09	0.00	0.00	26.91
10E050	1130	4100	08	000000	ERHS Health Supplies	360.00	0.00	305.40	0.00	0.00	54.60
10E050	1130	4100	11	000000	ERHS Math Supplies	3,240.00	0.00	3,237.19	0.00	0.00	2.81
10E050	1130	4100	12	000000	ERHS Vocal Music Supp	1,352.00	0.00	1,069.97	0.00	63.66	218.37
10E050	1130	4100	13	000000	ERHS Science Supplies	3,700.00	0.00	3,778.52	0.00	0.00	-78.52
10E050	1130	4100	15	000000	ERHS Social Studies Supp	1,350.00	0.00	1,347.56	0.00	0.00	2.44
10E050	1130	4100	28	000000	ERHS Communications Supp	900.00	0.00	899.33	0.00	0.00	0.67
10E050	1130	4100	50	000000	ERHS PE Supplies	2,700.00	0.00	2,699.57	0.00	0.00	0.43
10E050	1130	4100	60	000000	ERHS Renaissance Supp	3,000.00	0.00	3,000.00	0.00	0.00	0.00
10E050	1130	4100	61	000000	ERHS Computer Supplies	14,000.00	864.88	12,922.44	0.00	0.00	1,526.87
10E050	1130	4100	80	000000	ERHS Instrum Music Supp	3,616.78	647.34	2,990.48	0.00	500.00	126.30
10E050	1130	4100	90	000000	ERHS 9th Grad Trans Supp	2,500.00	0.00	0.00	0.00	0.00	2,500.00
10E050	1130	4120	00	000000	ERHS Read 180 Supplies	500.00	0.00	500.00	0.00	0.00	0.00

Account Level				2011-12	May 2011-12	2011-12	2011-12	Encumbered	2011-12		
FDTLOC	FUNC	OBJ	SJ	Description	Budget	Monthly Activity	FY Activity	Batch Activity	Amount	FYTD Avail	Fnd -
10E050	1130	4130	00	000000	ERHS ID Badge Supplies	400.00	0.00	0.00	0.00	0.00	400.00
10E050	1130	4140	00	000000	ERHS Temp Badge Supp	100.00	0.00	0.00	0.00	0.00	100.00
10E050	1130	4200	00	000000	ERHS New Textbooks	0.00	0.00	0.00	0.00	0.00	0.00
10E050	1130	4210	00	000000	ERHS Replacement Textbks	600.00	0.00	501.88	0.00	0.00	98.12
10E050	1130	4220	00	000000	ERHS Wrkbks	4,000.00	0.00	4,000.00	0.00	0.00	0.00
10E050	1130	4240	00	000000	ERHS Copier Paper/Toner	3,000.00	775.00	2,236.00	0.00	0.00	764.00
10E050	1130	4400	06	000000	Foreign Language Subscrptns	0.00	0.00	0.00	0.00	0.00	0.00
10E050	1130	4700	00	000000	ERHS Software	34,750.00	0.00	34,249.99	0.00	0.00	500.01
10E050	1130	4900	00	000000	ERHS Student Locks	0.00	0.00	0.00	0.00	0.00	0.00
10E050	1130	4910	00	000000	ERHS PE UNIFORMS	7,158.00	0.00	7,158.00	0.00	0.00	0.00
10E---	1130	4---	--	-----		105,990.78	-23,264.34	74,332.69	21,627.18	892.27	11,347.95
10E050	1130	5500	00	000000	ERHS Equipment	0.00	0.00	0.00	0.00	0.00	0.00
10E050	1130	5500	02	000000	ERHS Art Equipment	1,495.00	0.00	1,495.00	0.00	0.00	0.00
10E050	1130	5500	61	000000	ERHS Computer Equipment	60,000.00	0.00	53,241.75	0.00	0.00	6,758.25
10E050	1130	5500	80	000000	ERHS Instru Music Equipment	4,529.00	0.00	4,529.00	0.00	0.00	0.00
10E---	1130	5---	--	-----		66,024.00	0.00	59,265.75	0.00	0.00	6,758.25
10E0570	1140	1110	00	570000	Read Impr TA Sal	0.00	0.00	0.00	0.00	0.00	0.00
10E---	1140	1---	--	-----		0.00	0.00	0.00	0.00	0.00	0.00
10E0570	1140	2200	00	570000	Read Impr Ins Ben Prior	0.00	0.00	0.00	0.00	0.00	0.00
10E---	1140	2---	--	-----		0.00	0.00	0.00	0.00	0.00	0.00
10E0570	1140	4200	00	570000	Reading Improv Books	0.00	0.00	0.00	0.00	0.00	0.00
10E---	1140	4---	--	-----		0.00	0.00	0.00	0.00	0.00	0.00
10E330	1170	1100	00	330000	TITLE II TEACH QUAL SAL	11,850.00	0.00	11,849.44	0.00	0.00	0.56
10E530	1170	1100	00	530000	Title II Teach Sal	58,700.00	5,864.12	55,709.14	0.00	0.00	5,922.92
10E530	1170	1200	00	530000		800.00	85.00	680.00	0.00	0.00	120.00
10E---	1170	1---	--	-----		71,350.00	5,949.12	68,238.58	0.00	0.00	6,043.48
10E330	1170	2110	00	330000	TITLE II TEACH QUAL TRS	0.00	0.00	0.00	0.00	0.00	0.00
10E530	1170	2110	00	530000	Title II Teach TRS	26,225.00	2,912.83	26,212.89	0.00	0.00	12.11
10E330	1170	2200	00	330000	TITLE II TEACH QUAL INS BEN	1,360.00	0.00	1,360.00	0.00	0.00	0.00
10E530	1170	2200	00	530000	Title II Ins Ben	3,612.00	361.20	3,431.40	0.00	0.00	361.20
10E---	1170	2---	--	-----		31,197.00	3,274.03	31,004.29	0.00	0.00	373.31
10E710	1180	4100	00	710000	Elem Career Supplies	1,340.00	0.00	1,339.02	0.00	0.00	0.98
10E---	1180	4---	--	-----		1,340.00	0.00	1,339.02	0.00	0.00	0.98
10E---	11--	----	--	-----		6,704,375.00	517,589.92	6,333,908.33	22,476.09	9,219.81	566,439.64
10E140	1203	1100	00	140000	EMH Teacher Sal	0.00	0.00	0.00	0.00	0.00	0.00
10E140	1203	1110	00	140000	EMH Aide/Asst Sal	0.00	0.00	0.00	0.00	0.00	0.00
10E140	1203	1200	00	140000	EMH Sub Teach Sal	0.00	0.00	0.00	0.00	0.00	0.00
10E140	1203	1210	00	140000	EMH Sub Aide/Asst Sal	0.00	0.00	0.00	0.00	0.00	0.00
10E---	1203	1---	--	-----		0.00	0.00	0.00	0.00	0.00	0.00
10E140	1203	2110	00	140000	EMH Teacher TRS	0.00	0.00	0.00	0.00	0.00	0.00

				Account Level	2011-12	May 2011-12	2011-12	2011-12	Encumbered	2011-12	
FDTLOC	FUNC	OBJ	SJ	Description	Budget	Monthly Activity	FY Activity	Batch Activity	Amount	FYTD Avail	Fnd -
10E140	1203	2200	00	140000	EMH Insurance Ben	0.00	0.00	0.00	0.00	0.00	0.00
10E---	1203	2---	--	-----		0.00	0.00	0.00	0.00	0.00	0.00
10E920	1203	3320	00	920000	EMH Travel	0.00	0.00	0.00	0.00	0.00	0.00
10E---	1203	3---	--	-----		0.00	0.00	0.00	0.00	0.00	0.00
10E920	1203	4100	00	920000	EMH Supplies	0.00	0.00	0.00	0.00	0.00	0.00
10E920	1203	4200	00	920000	EMH Textbks	0.00	0.00	0.00	0.00	0.00	0.00
10E920	1203	4220	00	920000	EMH Workbooks	0.00	0.00	0.00	0.00	0.00	0.00
10E---	1203	4---	--	-----		0.00	0.00	0.00	0.00	0.00	0.00
10E920	1203	5500	00	920000	EMH Equipment	0.00	0.00	0.00	0.00	0.00	0.00
10E---	1203	5---	--	-----		0.00	0.00	0.00	0.00	0.00	0.00
10E140	1204	1110	00	140000	Prsnl Aide/Asst Sal	30,500.00	2,399.58	27,802.95	0.00	0.00	3,896.84
10E140	1204	1210	00	140000	Prsnl Aide/Ast Sub Sal	4,000.00	0.00	2,766.75	0.00	0.00	1,233.25
10E---	1204	1---	--	-----		34,500.00	2,399.58	30,569.70	0.00	0.00	5,130.09
10E140	1204	2130	00	140000		0.00	0.00	0.00	0.00	0.00	0.00
10E140	1204	2200	00	140000	Prsnl Aide/Ast Ins Ben	30.00	2.40	27.60	0.00	0.00	3.60
10E---	1204	2---	--	-----		30.00	2.40	27.60	0.00	0.00	3.60
10E140	1205	1100	00	140000	LD Teacher Sal	403,000.00	33,550.10	383,582.73	0.00	0.00	36,727.32
10E140	1205	1110	00	140000	LD Aide/Asst Sal	0.00	0.00	24.68	0.00	0.00	0.00
10E140	1205	1200	00	140000	LD Sub Teacher Sal	5,000.00	382.50	2,847.50	0.00	0.00	2,152.50
10E140	1205	1210	00	140000	LD Sub Aide/Asst Sal	0.00	0.00	0.00	0.00	0.00	0.00
10E140	1205	1300	00	140000	LATE STAY SALARIES	5,000.00	330.00	2,568.50	0.00	0.00	2,563.50
10E---	1205	1---	--	-----		413,000.00	34,262.60	389,023.41	0.00	0.00	41,443.32
10E140	1205	2110	00	140000	LD Teacher TRS	48,000.00	5,291.79	47,607.81	0.00	0.00	470.53
10E140	1205	2200	00	140000	LD Insurance Ben	28,000.00	2,162.40	25,305.20	0.00	0.00	3,776.00
10E---	1205	2---	--	-----		76,000.00	7,454.19	72,913.01	0.00	0.00	4,246.53
10E920	1205	3190	00	920000	LD Speaker Fee	0.00	0.00	0.00	0.00	0.00	0.00
10E920	1205	3320	00	920000	LD Travel	100.00	0.00	0.00	0.00	0.00	100.00
10E---	1205	3---	--	-----		100.00	0.00	0.00	0.00	0.00	100.00
10E920	1205	4100	00	920000	LD Self Cont Supp	0.00	0.00	0.00	0.00	0.00	0.00
10E920	1205	4110	00	920000	LD Inclusion Supplies	1,848.00	0.00	689.62	0.00	103.56	1,054.82
10E920	1205	4200	00	920000	LD Self Cont Txtbks	0.00	0.00	0.00	0.00	0.00	0.00
10E920	1205	4220	00	920000	LD Inclus Wkbks	242.00	0.00	241.88	0.00	0.00	0.12
10E---	1205	4---	--	-----		2,090.00	0.00	931.50	0.00	103.56	1,054.94
10E920	1205	5500	00	920000	LD Equipment	0.00	0.00	0.00	0.00	0.00	0.00
10E---	1205	5---	--	-----		0.00	0.00	0.00	0.00	0.00	0.00
10E280	1206	1110	00	280000	Visual Aide Salary	0.00	0.00	0.00	0.00	0.00	0.00
10E280	1206	1210	00	280000	Visual Aide Sub Sal	0.00	0.00	0.00	0.00	0.00	0.00
10E---	1206	1---	--	-----		0.00	0.00	0.00	0.00	0.00	0.00
10E280	1206	2200	00	280000	Visual Aide Ins Ben	0.00	0.00	0.00	0.00	0.00	0.00
10E---	1206	2---	--	-----		0.00	0.00	0.00	0.00	0.00	0.00

25

				Account Level	2011-12	May 2011-12	2011-12	2011-12	Encumbered	2011-12
FDTLOC	FUNC	OBJ	SJ	Description	Budget	Monthly Activity	FY Activity	Batch Activity	Amount	FYTD Avail Fnd -
10E920	1206	4100	00	920000 Visual Imp Supplies	300.00	0.00	0.00	0.00	100.00	200.00
10E---	1206	4---	--	-----	300.00	0.00	0.00	0.00	100.00	200.00
10E920	1206	5500	00	920000 Visual Equipment	0.00	0.00	0.00	0.00	0.00	0.00
10E---	1206	5---	--	-----	0.00	0.00	0.00	0.00	0.00	0.00
10E920	1207	3230	00	920000 Hearing Imprd Rep/Maint	250.00	0.00	0.00	0.00	0.00	250.00
10E---	1207	3---	--	-----	250.00	0.00	0.00	0.00	0.00	250.00
10E920	1207	4100	00	920000 Hearing Imprd Supplies	200.00	0.00	62.34	0.00	0.00	137.66
10E---	1207	4---	--	-----	200.00	0.00	62.34	0.00	0.00	137.66
10E920	1207	5500	00	920000 Hearing Equipment	1,600.00	0.00	1,523.39	0.00	0.00	76.61
10E---	1207	5---	--	-----	1,600.00	0.00	1,523.39	0.00	0.00	76.61
10E920	1212	4100	00	920000 ERHS ED Supp	375.00	0.00	17.97	0.00	147.53	209.50
10E---	1212	4---	--	-----	375.00	0.00	17.97	0.00	147.53	209.50
10E280	1213	1100	00	280000 Homebound Teach Sal	9,000.00	1,144.00	6,677.00	0.00	0.00	2,675.00
10E---	1213	1---	--	-----	9,000.00	1,144.00	6,677.00	0.00	0.00	2,675.00
10E280	1213	2110	00	280000 Homebound Teach TRS	500.00	14.19	272.93	0.00	0.00	252.24
10E---	1213	2---	--	-----	500.00	14.19	272.93	0.00	0.00	252.24
10E920	1213	3190	00	920000 Homebound Pur Service	0.00	0.00	0.00	0.00	0.00	0.00
10E920	1213	3320	00	920000 Homebound Travel	700.00	0.00	443.23	0.00	0.00	256.77
10E---	1213	3---	--	-----	700.00	0.00	443.23	0.00	0.00	256.77
10E140	1216	1100	00	140000 Autism Cert Sal	501.00	0.00	500.90	0.00	0.00	0.10
10E280	1216	1110	00	280000 Autism Aide Sal	64,499.00	5,267.02	60,186.43	0.00	0.00	6,946.08
10E280	1216	1210	00	280000 Autism Sub Aide Sal	5,000.00	178.50	3,638.50	0.00	0.00	1,361.50
10E---	1216	1---	--	-----	70,000.00	5,445.52	64,325.83	0.00	0.00	8,307.68
10E140	1216	2110	00	140000 Autism TRS	0.00	0.00	0.00	0.00	0.00	0.00
10E280	1216	2130	00	280000	0.00	0.00	0.00	0.00	0.00	0.00
10E140	1216	2200	00	140000	180.00	0.00	180.00	0.00	0.00	0.00
10E280	1216	2200	00	280000 Autsim Ins Ben	3,620.00	364.80	3,294.00	0.00	0.00	508.40
10E---	1216	2---	--	-----	3,800.00	364.80	3,474.00	0.00	0.00	508.40
10E920	1216	3190	00	920000 Autism Purchase Serv	100.00	0.00	75.00	0.00	0.00	25.00
10E920	1216	3320	00	920000 Autism Travel	1,500.00	0.00	39.17	0.00	0.00	1,460.83
10E---	1216	3---	--	-----	1,600.00	0.00	114.17	0.00	0.00	1,485.83
10E920	1216	4100	00	920000 Autism Supplies	2,000.00	0.00	1,145.01	0.00	363.12	491.87
10E920	1216	4220	00	920000 Autism Workbks	0.00	0.00	0.00	0.00	0.00	0.00
10E920	1216	4700	00	920000 Mecca Tech-Autism Software	0.00	0.00	0.00	0.00	0.00	0.00
10E---	1216	4---	--	-----	2,000.00	0.00	1,145.01	0.00	363.12	491.87
10E140	1220	1100	00	140000 Cross Cat Teacher Sal	280,000.00	23,661.79	261,371.70	0.00	0.00	30,542.10
10E140	1220	1110	00	140000 Cross Cat Aide/Asst Sal	102,000.00	8,740.48	95,983.64	0.00	0.00	10,490.54
10E140	1220	1200	00	140000 Cross Cat Sub Teach Sal	22,000.00	807.50	21,143.78	0.00	0.00	856.22
10E140	1220	1210	00	140000 Cross Cat Sub Aide/Asst Sal	7,500.00	476.00	6,614.26	0.00	0.00	1,123.74
10E---	1220	1---	--	-----	411,500.00	33,685.77	385,113.38	0.00	0.00	43,012.60

50

				Account Level	2011-12	May 2011-12	2011-12	2011-12	Encumbered	2011-12
FDTLOC	FUNC	OBJ	SJ	Description	Budget	Monthly Activity	FY Activity	Batch Activity	Amount	FYTD Avail Fnd -
10E140	1220	2110	00	140000 Cross Cat Teacher TRS	36,000.00	3,711.29	34,005.17	0.00	0.00	2,006.58
10E140	1220	2130	00	140000	0.00	0.00	0.00	0.00	0.00	0.00
10E140	1220	2200	00	140000 Cross Cat Insurance Ben	47,000.00	4,082.40	43,987.60	0.00	0.00	4,813.60
10E---	1220	2---	--	-----	83,000.00	7,793.69	77,992.77	0.00	0.00	6,820.18
10E920	1220	3190	00	920000 Cross Cat PUR SERV	0.00	0.00	0.00	0.00	0.00	0.00
10E920	1220	3320	00	920000 Cross Cat Travel	500.00	0.00	37.74	0.00	0.00	462.26
10E---	1220	3---	--	-----	500.00	0.00	37.74	0.00	0.00	462.26
10E920	1220	4100	00	920000 Cross Cat Supplies	3,490.00	86.91	2,862.77	0.00	582.25	44.98
10E920	1220	4200	00	920000 Cross Cat Textbks	167.00	0.00	166.13	0.00	0.00	0.87
10E920	1220	4220	00	920000 Cross Cat Workbks	0.00	0.00	0.00	0.00	0.00	0.00
10E920	1220	4700	00	000000	32,375.00	0.00	32,375.00	0.00	0.00	0.00
10E---	1220	4---	--	-----	36,032.00	86.91	35,403.90	0.00	582.25	45.85
10E920	1220	5500	00	920000 Cross Cat Equipment	998.00	0.00	998.00	0.00	0.00	0.00
10E---	1220	5---	--	-----	998.00	0.00	998.00	0.00	0.00	0.00
10E100	1250	1100	00	100000 Title I Teacher Sal	15,196.00	0.00	15,195.60	0.00	0.00	0.40
10E500	1250	1100	00	500000 Title I Teach Sal Prior	79,500.00	7,897.06	75,172.07	0.00	0.00	8,426.46
10E100	1250	1110	00	100000 Title I Aide/Asst Sal	14,177.00	0.00	14,176.96	0.00	0.00	0.04
10E500	1250	1110	00	500000 Title I Aide/Asst Sal Pr	125,000.00	12,858.42	118,516.56	0.00	0.00	13,512.65
10E100	1250	1200	00	100000 Title I Sub Teach Sal	0.00	0.00	0.00	0.00	0.00	0.00
10E500	1250	1200	00	500000 Title I Sub	500.00	0.00	255.00	0.00	0.00	245.00
10E100	1250	1210	00	100000 Title I Sub Aide/Ast Sal	0.00	0.00	0.00	0.00	0.00	0.00
10E500	1250	1210	00	500000 Title I Sub TA Sal	4,000.00	75.00	3,432.50	0.00	0.00	567.50
10E100	1250	1300	00	100000 Title I Tutoring Sal	3,498.00	0.00	3,498.00	0.00	0.00	0.00
10E500	1250	1300	00	500000 Title I Tutor Sal	24,992.00	0.00	21,213.50	0.00	0.00	3,778.50
10E100	1250	1310	00	100000 Title I N/C Tutoring	275.00	0.00	274.50	0.00	0.00	0.50
10E500	1250	1310	00	500000 Title I Tutor Aide Sal	5,300.00	0.00	5,216.86	0.00	0.00	83.14
10E---	1250	1---	--	-----	272,438.00	20,830.48	256,951.55	0.00	0.00	26,614.19
10E100	1250	2110	00	100000 Title I Teacher TRS	1,272.00	0.00	1,271.79	0.00	0.00	0.21
10E500	1250	2110	00	500000 Title I TRS	50,000.00	3,921.24	42,947.04	0.00	0.00	7,108.83
10E100	1250	2130	00	100000	0.00	0.00	0.00	0.00	0.00	0.00
10E100	1250	2200	00	100000 Title I Insurance Ben	3,405.00	0.00	3,404.80	0.00	0.00	0.20
10E500	1250	2200	00	500000 Title I Ins Ben Prior	19,240.00	1,928.40	18,063.00	0.00	0.00	1,898.80
10E---	1250	2---	--	-----	73,917.00	5,849.64	65,686.63	0.00	0.00	9,008.04
10E100	1250	3190	00	100000 Title I Pur Serv	13.00	0.00	12.38	0.00	0.00	0.62
10E500	1250	3190	00	500000 Title I Pur Serv	0.00	0.00	0.00	0.00	0.00	0.00
10E---	1250	3---	--	-----	13.00	0.00	12.38	0.00	0.00	0.62
10E100	1250	4100	00	100000 Title I Supplies	11.00	0.00	10.56	0.00	0.00	0.44
10E500	1250	4100	00	500000 Title I Supp	14,826.00	258.73	9,369.31	2,325.68	272.21	2,858.80
10E---	1250	4---	--	-----	14,837.00	258.73	9,379.87	2,325.68	272.21	2,859.24
10E---	12--	----	--	-----	1,509,280.00	119,592.50	1,403,097.31	2,325.68	1,568.67	155,653.02

64

				Account Level	2011-12	May 2011-12	2011-12	2011-12	Encumbered	2011-12	
FDTLOC	FUNC	OBJ	SJ	Description	Budget	Monthly Activity	FY Activity	Batch Activity	Amount	FYTD Avail Fnd -	
10E050	1400	1100	00	000000	ERHS Voc Teach Sal	450,080.00	39,395.25	428,598.19	0.00	0.00	42,220.10
10E390	1400	1100	00	390000	Vocational Tutor Sal	10,200.00	909.50	8,682.67	0.00	0.00	1,972.08
10E050	1400	1200	00	000000	ERHS Voc Sub Teach Sal	7,500.00	977.50	5,567.50	0.00	0.00	2,017.50
10E---	1400	1---	--	-----		467,780.00	41,282.25	442,848.36	0.00	0.00	46,209.68
10E050	1400	2110	00	000000	ERHS Voc TRS	58,000.00	6,177.31	55,784.47	0.00	0.00	2,339.92
10E390	1400	2130	00	390000		0.00	0.00	0.00	0.00	0.00	0.00
10E050	1400	2200	00	000000	ERHS Voc Ins Benefit	21,500.00	1,804.80	20,236.40	0.00	0.00	2,166.00
10E390	1400	2200	00	390000	Vocational Tutor Ins Ben	0.00	0.00	0.00	0.00	0.00	0.00
10E---	1400	2---	--	-----		79,500.00	7,982.11	76,020.87	0.00	0.00	4,505.92
10E050	1400	3140	00	000000	ERHS Voc OCC Mech Class	525.00	0.00	525.00	0.00	0.00	0.00
10E050	1400	3190	00	000000	ERHS Voc Pur Serv	66.00	336.00	102.00	0.00	0.00	-36.00
10E050	1400	3190	01	000000	ERHS Ag Entry Fees	530.00	0.00	892.00	0.00	80.00	-442.00
10E050	1400	3190	07	000000	ERHS Health Pur Serv	50.00	0.00	50.00	0.00	0.00	0.00
10E050	1400	3190	10	000000		700.00	0.00	690.77	0.00	0.00	9.23
10E490	1400	3190	00	490000	ERHS AG Grant Pur Serv	240.00	0.00	240.00	0.00	0.00	0.00
10E050	1400	3230	00	000000	ERHS Gen Voc Rep/Maint	100.00	0.00	277.15	0.00	0.00	-177.15
10E050	1400	3230	01	000000	ERHS Ag Repair/Maint	1,500.00	38.00	38.00	0.00	62.00	1,400.00
10E050	1400	3230	10	000000	ERHS Ind Occ Rep/Maint	500.00	0.00	0.00	0.00	0.00	500.00
10E050	1400	3230	61	000000	ERHS Comp Lab Rep/Maint	0.00	0.00	0.00	0.00	0.00	0.00
10E050	1400	3320	00	000000	Voc Ed Tvl-General	2,000.00	0.00	1,020.32	0.00	0.00	979.68
10E050	1400	3320	01	000000	ERHS Ag Travel	450.00	0.00	580.54	0.00	0.00	-130.54
10E050	1400	3320	07	000000	ERHS Health Occ Travel	0.00	0.00	0.00	0.00	0.00	0.00
10E050	1400	3320	14	000000	ERHS Business Travel	0.00	0.00	0.00	0.00	0.00	0.00
10E540	1400	3320	00	540000	Tech Prep Trav	1,934.00	0.00	0.00	0.00	0.00	1,934.00
10E---	1400	3---	--	-----		8,595.00	374.00	4,415.78	0.00	142.00	4,037.22
10E050	1400	4100	00	000000	ERHS Vocational Supp	3,000.00	0.00	5,206.76	0.00	0.00	-2,206.76
10E050	1400	4100	01	000000	ERHS Ag Supplies	9,820.00	588.83	6,996.38	613.37	2,246.43	-36.18
10E050	1400	4100	07	000000	ERHS Health Occ Supplies	300.00	0.00	141.63	0.00	58.50	99.87
10E050	1400	4100	09	000000	ERHS Home Ec Supp	5,216.00	276.70	2,829.94	0.00	1,877.35	508.71
10E050	1400	4100	10	000000	ERHS Ind Occ Supplies	5,270.00	0.00	2,328.53	0.00	2,909.43	32.04
10E050	1400	4100	14	000000	ERHS Business Supplies	4,402.00	0.00	3,911.27	0.00	0.00	490.73
10E050	1400	4100	61	000000	ERHS Computer Lab Supp	3,000.00	0.00	1,336.00	0.00	0.00	1,664.00
10E490	1400	4100	00	490000	ERHS AG Grant Supplies	2,860.00	0.00	2,652.50	0.00	0.00	207.50
10E540	1400	4100	00	540000	Federal Tech Prep Supp	0.00	0.00	0.00	0.00	0.00	0.00
10E050	1400	4110	09	000000	HS FACS SUPPLIES	1,575.00	156.45	1,264.36	0.00	305.12	5.52
10E050	1400	4200	00	000000	ERHS New Textbooks	1,500.00	0.00	793.12	0.00	0.00	706.88
10E050	1400	4210	00	000000	ERHS Voc Replcmt Txtbks	1,000.00	0.00	292.25	0.00	0.00	707.75
10E050	1400	4220	00	000000	ERHS Voc Wrkbks	500.00	0.00	499.99	0.00	0.00	0.01
10E050	1400	4400	00	000000	Vocational Subscriptions	0.00	0.00	0.00	0.00	0.00	0.00
10E050	1400	4400	01	000000	Voc Ed-Ag Subscriptions	1,050.00	0.00	1,050.00	0.00	0.00	0.00

				Account Level	2011-12	May 2011-12	2011-12	2011-12	Encumbered	2011-12	
FDTLOC	FUNC	OBJ	SJ	Description	Budget	Monthly Activity	FY Activity	Batch Activity	Amount	FYTD Avail Fnd -	
10E050	1400	4400	09	000000	ERHS Home Ec Subscriptions	0.00	0.00	0.00	0.00	0.00	
10E050	1400	4400	10	000000	ERHS Ind Occ Subscription Renwl	30.00	0.00	28.00	0.00	2.00	
10E050	1400	4700	00	000000	ERHS Voc Software	0.00	0.00	0.00	0.00	0.00	
10E050	1400	4700	09	000000	Voc Ed-FACS Dept Software	0.00	0.00	409.00	0.00	-409.00	
10E---	1400	4---	--	-----		39,523.00	1,021.98	29,739.73	613.37	7,396.83	1,773.07
10E050	1400	5500	00	000000	ERHS VOC Equipment	19,619.00	0.00	19,158.19	0.00	0.00	460.81
10E050	1400	5500	01	000000	ERHS Ag Equipment	0.00	0.00	0.00	0.00	0.00	0.00
10E050	1400	5500	09	000000	ERHS Home Ec Equip	0.00	0.00	0.00	0.00	0.00	0.00
10E050	1400	5500	10	000000	ERHS Ind Occ Equip	0.00	0.00	0.00	0.00	0.00	0.00
10E050	1400	5500	14	000000	ERHS Voc Busns Equip	598.00	0.00	598.00	0.00	0.00	0.00
10E050	1400	5500	17	000000	ERHS Voc Mod Tech Equip	0.00	0.00	0.00	0.00	0.00	0.00
10E050	1400	5500	61	000000	ERHS VOC Computer Equipment	34,000.00	0.00	33,888.00	0.00	0.00	112.00
10E380	1400	5500	00	380000	Voc Ed Tech Prep Equip	0.00	0.00	0.00	0.00	0.00	0.00
10E490	1400	5500	00	490000	Ag Grant Equip	0.00	0.00	0.00	0.00	0.00	0.00
10E540	1400	5500	00	540000	Fed Tech Prep Equip	1,500.00	0.00	0.00	0.00	0.00	1,500.00
10E---	1400	5---	--	-----		55,717.00	0.00	53,644.19	0.00	0.00	2,072.81
10E050	1400	6000	16	000000	ERHS Voc Sale BT house	175,000.00	0.00	0.00	0.00	0.00	175,000.00
10E050	1400	6400	00	000000	ERHS Dues/Fees	0.00	0.00	0.00	0.00	0.00	0.00
10E050	1400	6410	00	000000	Voc Reg Del Match Fee	2,500.00	0.00	1,283.60	0.00	0.00	1,216.40
10E---	1400	6---	--	-----		177,500.00	0.00	1,283.60	0.00	0.00	176,216.40
10E410	1459	1110	00	410000	JROTC Instructor Sal	116,000.00	9,726.24	110,319.98	0.00	0.00	11,023.14
10E---	1459	1---	--	-----		116,000.00	9,726.24	110,319.98	0.00	0.00	11,023.14
10E410	1459	2130	00	410000		0.00	0.00	0.00	0.00	0.00	0.00
10E410	1459	2200	00	410000	JROTC Insurance Ben	29.00	2.40	27.60	0.00	0.00	2.60
10E---	1459	2---	--	-----		29.00	2.40	27.60	0.00	0.00	2.60
10E---	14--	----	--	-----		944,644.00	60,388.98	718,300.11	613.37	7,538.83	245,840.84
10E050	1500	1100	00	000000	ERHS A D Sal	5,167.00	430.56	4,951.44	0.00	0.00	430.84
10E---	1500	1---	--	-----		5,167.00	430.56	4,951.44	0.00	0.00	430.84
10E050	1500	2110	00	000000	ERHS A D TRS	607.00	50.58	581.66	0.00	0.00	50.62
10E---	1500	2---	--	-----		607.00	50.58	581.66	0.00	0.00	50.62
10E050	1500	3100	00	000000	Athletic Train/RMH	20,000.00	0.00	0.00	0.00	0.00	20,000.00
10E050	1500	3190	00	000000	ERHS AD Game/Dance Scrty	500.00	0.00	500.00	0.00	0.00	0.00
10E050	1500	3230	00	000000	ERHS A D Rep/Maint	100.00	0.00	0.00	0.00	0.00	100.00
10E050	1500	3260	00	000000	ERHS A D Postage	500.00	0.00	0.00	0.00	0.00	500.00
10E050	1500	3320	00	000000	ERHS A D Travel	1,300.00	0.00	850.40	20.54	0.00	429.06
10E050	1500	3910	00	000000	ERHS A D Playoffs	7,000.00	0.00	3,936.09	0.00	0.00	3,063.91
10E---	1500	3---	--	-----		29,400.00	0.00	5,286.49	20.54	0.00	24,092.97
10E050	1500	4100	00	000000	ERHS A D Supplies	1,650.00	0.00	1,275.71	0.00	0.00	374.29
10E050	1500	4110	00	000000	ERHS A D Awards	600.00	0.00	558.81	0.00	0.00	41.19
10E050	1500	4120	00	000000	ERHS Sport uniforms	6,000.00	1,502.08	4,974.58	0.00	0.00	1,025.42

Account Level				2011-12	May 2011-12	2011-12	2011-12	Encumbered	2011-12
FDTLOC	FUNC	OBJ	SJ	Description	Budget	Monthly Activity	FY Activity	Batch Activity	Amount FYTD Avail Fnd -
10E050	1500	4700	00 000000	ERHS AD Software	500.00	0.00	300.00	0.00	0.00 200.00
10E---	1500	4---	--		8,750.00	1,502.08	7,109.10	0.00	0.00 1,640.90
10E050	1500	6400	00 000000	ERHS A D Dues/Fees	1,000.00	250.00	850.00	0.00	0.00 150.00
10E---	1500	6---	--		1,000.00	250.00	850.00	0.00	0.00 150.00
10E050	1509	1100	00 000000	ERHS Pep Club Advisor Sal	264.00	0.00	263.80	0.00	0.00 0.20
10E---	1509	1---	--		264.00	0.00	263.80	0.00	0.00 0.20
10E050	1509	2110	00 000000		0.00	0.00	0.00	0.00	0.00 0.00
10E---	1509	2---	--		0.00	0.00	0.00	0.00	0.00 0.00
10E050	1510	1100	00 000000	ERHS Cheerldr Spons Sal	3,341.00	0.00	3,329.68	0.00	0.00 11.32
10E---	1510	1---	--		3,341.00	0.00	3,329.68	0.00	0.00 11.32
10E050	1510	2110	00 000000	ERHS Cheerldr Spons TRS	266.00	0.00	265.46	0.00	0.00 0.54
10E---	1510	2---	--		266.00	0.00	265.46	0.00	0.00 0.54
10E050	1510	3190	00 000000	ERHS Cheerldr Part Exp	100.00	0.00	0.00	0.00	0.00 100.00
10E050	1510	3320	00 000000	ERHS Cheerldr Travel	500.00	0.00	575.37	0.00	0.00 -75.37
10E---	1510	3---	--		600.00	0.00	575.37	0.00	0.00 24.63
10E050	1510	4100	00 000000	ERHS Cheerldr Supplies	300.00	0.00	279.91	0.00	0.00 20.09
10E---	1510	4---	--		300.00	0.00	279.91	0.00	0.00 20.09
10E050	1511	1100	00 000000	ERHS Golf Coach Sal	3,230.00	0.00	3,229.16	0.00	0.00 0.84
10E---	1511	1---	--		3,230.00	0.00	3,229.16	0.00	0.00 0.84
10E050	1511	2110	00 000000	ERHS Golf Coach TRS	380.00	0.00	379.23	0.00	0.00 0.77
10E---	1511	2---	--		380.00	0.00	379.23	0.00	0.00 0.77
10E050	1511	3190	00 000000	ERHS Golf Part Exp	300.00	0.00	290.00	0.00	0.00 10.00
10E050	1511	3320	00 000000	ERHS Golf Trav	150.00	0.00	201.91	0.00	0.00 -51.91
10E---	1511	3---	--		450.00	0.00	491.91	0.00	0.00 -41.91
10E050	1511	4100	00 000000	ERHS Golf Supplies	360.00	0.00	360.00	0.00	0.00 0.00
10E---	1511	4---	--		360.00	0.00	360.00	0.00	0.00 0.00
10E050	1512	1100	00 000000	ERHS X Cntry Sal	3,875.00	0.00	3,875.00	0.00	0.00 0.00
10E050	1512	1120	00 000000	ERHS X C Workers	0.00	0.00	0.00	0.00	0.00 0.00
10E---	1512	1---	--		3,875.00	0.00	3,875.00	0.00	0.00 0.00
10E050	1512	2110	00 000000	ERHS X Cntry TRS	456.00	0.00	455.08	0.00	0.00 0.92
10E---	1512	2---	--		456.00	0.00	455.08	0.00	0.00 0.92
10E050	1512	3190	00 000000	ERHS X C Part Exp	750.00	0.00	360.00	0.00	0.00 390.00
10E050	1512	3320	00 000000	Cross Country Travel	300.00	0.00	300.00	0.00	0.00 0.00
10E---	1512	3---	--		1,050.00	0.00	660.00	0.00	0.00 390.00
10E050	1512	4100	00 000000	ERHS X C Supplies	360.00	0.00	357.96	0.00	0.00 2.04
10E---	1512	4---	--		360.00	0.00	357.96	0.00	0.00 2.04
10E050	1513	1100	00 000000	ERHS Dance Team Coach	1,426.00	0.00	1,247.47	0.00	0.00 178.53
10E---	1513	1---	--		1,426.00	0.00	1,247.47	0.00	0.00 178.53
10E050	1513	2110	00 000000	ERHS Dance TRS	0.00	0.00	0.00	0.00	0.00 0.00
10E---	1513	2---	--		0.00	0.00	0.00	0.00	0.00 0.00

10

				Account Level	2011-12	May 2011-12	2011-12	2011-12	Encumbered	2011-12	
FDTLOC	FUNC	OBJ	SJ	Description	Budget	Monthly Activity	FY Activity	Batch Activity	Amount	FYTD Avail	Fnd -
10E050	1513	4100	00	000000	ERHS Dance Team Supp	300.00	300.00	300.00	0.00	0.00	0.00
10E---	1513	4---	--	-----		300.00	300.00	300.00	0.00	0.00	0.00
10E050	1520	1100	00	000000	ERHS Girls Tennis Coach	2,495.00	0.00	2,494.94	0.00	0.00	0.06
10E---	1520	1---	--	-----		2,495.00	0.00	2,494.94	0.00	0.00	0.06
10E050	1520	2110	00	000000	ERHS Girls Tennis TRS	0.00	0.00	0.00	0.00	0.00	0.00
10E---	1520	2---	--	-----		0.00	0.00	0.00	0.00	0.00	0.00
10E050	1520	3190	00	000000	ERHS Grls Tns Part Exp	100.00	0.00	50.00	0.00	0.00	50.00
10E050	1520	3320	00	000000	ERHS Girls Tennis Tvl	250.00	0.00	120.00	0.00	0.00	130.00
10E---	1520	3---	--	-----		350.00	0.00	170.00	0.00	0.00	180.00
10E050	1520	4100	00	000000	ERHS Grls Tns Supplies	270.00	0.00	113.28	0.00	270.00	-113.28
10E---	1520	4---	--	-----		270.00	0.00	113.28	0.00	270.00	-113.28
10E050	1521	1100	00	000000	ERHS Vlybl Coach Salary	6,727.00	0.00	6,726.36	0.00	0.00	0.64
10E050	1521	1120	00	000000	ERHS Vlybl Game Wrks Sal	792.00	0.00	792.00	0.00	0.00	0.00
10E---	1521	1---	--	-----		7,519.00	0.00	7,518.36	0.00	0.00	0.64
10E050	1521	2110	00	000000	ERHS Vlybl Coach TRS	800.00	0.00	789.94	0.00	0.00	10.06
10E---	1521	2---	--	-----		800.00	0.00	789.94	0.00	0.00	10.06
10E050	1521	3100	00	000000	ERHS Vlybl Officials	1,000.00	0.00	1,039.00	0.00	0.00	-39.00
10E050	1521	3190	00	000000	ERHS Vlybl Part Exp	750.00	0.00	284.00	0.00	0.00	466.00
10E050	1521	3320	00	000000	ERHS Vlybl Travel	300.00	0.00	100.00	0.00	0.00	200.00
10E---	1521	3---	--	-----		2,050.00	0.00	1,423.00	0.00	0.00	627.00
10E050	1521	4100	00	000000	ERHS Vlybl Supplies	900.00	0.00	882.27	0.00	0.00	17.73
10E---	1521	4---	--	-----		900.00	0.00	882.27	0.00	0.00	17.73
10E050	1521	5400	00	000000	ERHS Vlybl Equipment	0.00	0.00	0.00	0.00	0.00	0.00
10E050	1521	5500	00	000000	ERHS Volleyball Equip	0.00	0.00	0.00	0.00	0.00	0.00
10E---	1521	5---	--	-----		0.00	0.00	0.00	0.00	0.00	0.00
10E050	1522	1100	00	000000	ERHS Girls Bsktbl Coach	12,435.00	0.00	12,432.29	0.00	0.00	2.71
10E050	1522	1120	00	000000	ERHS Grls Bsktbl Wkr Sal	1,000.00	0.00	864.00	0.00	0.00	136.00
10E---	1522	1---	--	-----		13,435.00	0.00	13,296.29	0.00	0.00	138.71
10E050	1522	2110	00	000000	ERHS Grls Bsktbl Cch TRS	1,461.00	0.00	1,490.53	0.00	0.00	-29.53
10E---	1522	2---	--	-----		1,461.00	0.00	1,490.53	0.00	0.00	-29.53
10E050	1522	3100	00	000000	ERHS Grls Bsktbl Offical	2,400.00	0.00	2,460.00	0.00	0.00	-60.00
10E050	1522	3190	00	000000	ERHS Grls Bsktbl Part Exp	800.00	0.00	429.00	0.00	0.00	371.00
10E050	1522	3320	00	000000	ERHS Grls Bsktbl Travel	300.00	0.00	247.03	0.00	0.00	52.97
10E---	1522	3---	--	-----		3,500.00	0.00	3,136.03	0.00	0.00	363.97
10E050	1522	4100	00	000000	ERHS Grls Bsktbl Supp	1,800.00	0.00	1,773.98	0.00	0.00	26.02
10E---	1522	4---	--	-----		1,800.00	0.00	1,773.98	0.00	0.00	26.02
10E050	1523	1100	00	000000	ERHS Grls Trck Coach Sal	2,907.00	2,906.25	2,906.25	0.00	0.00	0.75
10E050	1523	1120	00	000000	ERHS Girls Track Workers	250.00	66.00	66.00	0.00	0.00	184.00
10E---	1523	1---	--	-----		3,157.00	2,972.25	2,972.25	0.00	0.00	184.75
10E050	1523	2110	00	000000	ERHS Girls Track TRS	400.00	341.31	341.31	0.00	0.00	58.69

Account Level				2011-12	May 2011-12	2011-12	2011-12	Encumbered	2011-12
FDTLOC	FUNC	OBJ	SJ	Description	Budget	Monthly Activity	FY Activity	Batch Activity	Amount FYTD Avail Fnd -
10E---	1523	2---	--	-----	400.00	341.31	341.31	0.00	0.00 58.69
10E050	1523	3100	00	000000	200.00	225.00	225.00	0.00	0.00 -25.00
10E050	1523	3190	00	000000	400.00	0.00	0.00	0.00	0.00 400.00
10E050	1523	3320	00	000000	300.00	0.00	0.00	0.00	0.00 300.00
10E---	1523	3---	--	-----	900.00	225.00	225.00	0.00	0.00 675.00
10E050	1523	4100	00	000000	850.00	0.00	850.00	0.00	0.00 0.00
10E---	1523	4---	--	-----	850.00	0.00	850.00	0.00	0.00 0.00
10E050	1524	1100	00	000000	7,428.00	7,427.07	7,427.07	0.00	0.00 0.93
10E---	1524	1---	--	-----	7,428.00	7,427.07	7,427.07	0.00	0.00 0.93
10E050	1524	2110	00	000000	873.00	872.25	872.25	0.00	0.00 0.75
10E---	1524	2---	--	-----	873.00	872.25	872.25	0.00	0.00 0.75
10E050	1524	3100	00	000000	3,000.00	1,140.00	2,265.00	0.00	0.00 735.00
10E050	1524	3190	00	000000	0.00	0.00	0.00	0.00	0.00 0.00
10E050	1524	3320	00	000000	200.00	0.00	17.76	0.00	0.00 182.24
10E---	1524	3---	--	-----	3,200.00	1,140.00	2,282.76	0.00	0.00 917.24
10E050	1524	4100	00	000000	1,800.00	0.00	642.39	0.00	0.00 1,157.61
10E---	1524	4---	--	-----	1,800.00	0.00	642.39	0.00	0.00 1,157.61
10E050	1525	1100	00	000000	3,653.00	4,277.04	4,277.04	0.00	0.00 -624.04
10E050	1525	1120	00	000000	0.00	0.00	0.00	0.00	0.00 0.00
10E---	1525	1---	--	-----	3,653.00	4,277.04	4,277.04	0.00	0.00 -624.04
10E050	1525	2110	00	000000	304.00	0.00	0.00	0.00	0.00 304.00
10E---	1525	2---	--	-----	304.00	0.00	0.00	0.00	0.00 304.00
10E050	1525	3100	00	000000	600.00	640.00	948.00	0.00	0.00 -348.00
10E050	1525	3190	00	000000	400.00	0.00	320.00	0.00	0.00 80.00
10E050	1525	3320	00	000000	300.00	288.90	288.90	0.00	0.00 11.10
10E---	1525	3---	--	-----	1,300.00	928.90	1,556.90	0.00	0.00 -256.90
10E050	1525	4100	00	000000	850.00	0.00	1,133.32	0.00	0.00 -283.32
10E---	1525	4---	--	-----	850.00	0.00	1,133.32	0.00	0.00 -283.32
10E050	1530	1100	00	000000	2,852.00	2,851.36	2,851.36	0.00	0.00 0.64
10E---	1530	1---	--	-----	2,852.00	2,851.36	2,851.36	0.00	0.00 0.64
10E050	1530	2110	00	000000	0.00	0.00	0.00	0.00	0.00 0.00
10E---	1530	2---	--	-----	0.00	0.00	0.00	0.00	0.00 0.00
10E050	1530	3190	00	000000	250.00	0.00	0.00	0.00	0.00 250.00
10E050	1530	3320	00	000000	300.00	629.18	629.18	0.00	0.00 -329.18
10E---	1530	3---	--	-----	550.00	629.18	629.18	0.00	0.00 -79.18
10E050	1530	4100	00	000000	270.00	0.00	0.00	0.00	0.00 270.00
10E---	1530	4---	--	-----	270.00	0.00	0.00	0.00	0.00 270.00
10E050	1531	1100	00	000000	18,856.00	0.00	18,855.66	0.00	0.00 0.34
10E050	1531	1120	00	000000	800.00	0.00	405.00	0.00	0.00 395.00
10E---	1531	1---	--	-----	19,656.00	0.00	19,260.66	0.00	0.00 395.34

				Account Level	2011-12	May 2011-12	2011-12	2011-12	Encumbered	2011-12	
FDTLOC	FUNC	OBJ	SJ	Description	Budget	Monthly Activity	FY Activity	Batch Activity	Amount	FYTD Avail	Fnd -
10E050	1531	2110	00	000000	ERHS Ftbl Coach TRS	1,773.00	0.00	1,772.89	0.00	0.00	0.11
10E---	1531	2---	--	-----		1,773.00	0.00	1,772.89	0.00	0.00	0.11
10E050	1531	3100	00	000000	ERHS Ftbl Officials	2,280.00	0.00	2,100.00	0.00	0.00	180.00
10E050	1531	3190	00	000000	ERHS Ftbl Part Exp	1,200.00	0.00	508.00	0.00	0.00	692.00
10E050	1531	3230	00	000000	ERHS Ftbl Recond Equip	2,418.46	0.00	2,418.46	0.00	0.00	0.00
10E050	1531	3320	00	000000	ERHS Ftbl Travel	0.00	0.00	0.00	0.00	0.00	0.00
10E050	1531	3800	00	000000	ERHS Ftbl Insurance	0.00	0.00	0.00	0.00	0.00	0.00
10E---	1531	3---	--	-----		5,898.46	0.00	5,026.46	0.00	0.00	872.00
10E050	1531	4100	00	000000	ERHS Ftbl Supplies	6,581.54	0.00	6,580.35	0.00	0.00	1.19
10E---	1531	4---	--	-----		6,581.54	0.00	6,580.35	0.00	0.00	1.19
10E050	1532	1100	00	000000	ERHS Boys Bsktb Cch Sal	13,703.00	0.00	13,702.57	0.00	0.00	0.43
10E050	1532	1120	00	000000	ERHS Boys Bsktb Wrk Sal	1,303.00	0.00	1,303.00	0.00	0.00	0.00
10E---	1532	1---	--	-----		15,006.00	0.00	15,005.57	0.00	0.00	0.43
10E050	1532	2110	00	000000	ERHS Boys Bsktb TRS	1,267.00	0.00	1,266.45	0.00	0.00	0.55
10E---	1532	2---	--	-----		1,267.00	0.00	1,266.45	0.00	0.00	0.55
10E050	1532	3100	00	000000	ERHS Boys Bsktb Official	3,240.00	0.00	3,075.00	0.00	0.00	165.00
10E050	1532	3190	00	000000	ERHS Boys Bsktb Part Exp	900.00	0.00	647.00	0.00	0.00	253.00
10E050	1532	3320	00	000000	ERHS Boys Bsktb Travel	300.00	0.00	98.07	0.00	200.00	1.93
10E---	1532	3---	--	-----		4,440.00	0.00	3,820.07	0.00	200.00	419.93
10E050	1532	4100	00	000000	ERHS Boys Bsktb Supplies	1,800.00	0.00	1,687.00	0.00	0.00	113.00
10E---	1532	4---	--	-----		1,800.00	0.00	1,687.00	0.00	0.00	113.00
10E050	1533	1100	00	000000	ERHS Boys Tck Coach Sal	7,117.00	7,104.16	7,104.16	0.00	0.00	12.84
10E050	1533	1110	00	000000	ERHS Boys Track Wrkrs Salary	200.00	0.00	120.00	0.00	0.00	131.00
10E---	1533	1---	--	-----		7,317.00	7,104.16	7,224.16	0.00	0.00	143.84
10E050	1533	2110	00	000000	ERHS Boys Tck Coach TRS	1,000.00	834.31	834.31	0.00	0.00	165.69
10E---	1533	2---	--	-----		1,000.00	834.31	834.31	0.00	0.00	165.69
10E050	1533	3100	00	000000	ERHS Boys Tck Officials	200.00	150.00	150.00	0.00	0.00	50.00
10E050	1533	3190	00	000000	ERHS Boys Trck Part Exp	700.00	0.00	195.00	49.75	0.00	455.25
10E050	1533	3320	00	000000	ERHS Boys Trck Travel	300.00	0.00	197.75	0.00	0.00	102.25
10E---	1533	3---	--	-----		1,200.00	150.00	542.75	49.75	0.00	607.50
10E050	1533	4100	00	000000	ERHS Boys Trck Supplies	850.00	0.00	768.70	0.00	0.00	81.30
10E---	1533	4---	--	-----		850.00	0.00	768.70	0.00	0.00	81.30
10E050	1533	5500	00	000000	ERHS Boys Track Equipment	0.00	0.00	0.00	0.00	0.00	0.00
10E---	1533	5---	--	-----		0.00	0.00	0.00	0.00	0.00	0.00
10E050	1534	1100	00	000000	ERHS Boys Basebl Cch Sal	6,772.00	6,771.98	6,771.98	0.00	0.00	0.02
10E---	1534	1---	--	-----		6,772.00	6,771.98	6,771.98	0.00	0.00	0.02
10E050	1534	2110	00	000000	ERHS Boys Basebl TRS	0.00	0.00	0.00	0.00	0.00	0.00
10E---	1534	2---	--	-----		0.00	0.00	0.00	0.00	0.00	0.00
10E050	1534	3100	00	000000	ERHS Boys Bsbl Official	3,240.00	1,800.00	2,570.00	0.00	0.00	670.00
10E050	1534	3190	00	000000	ERHS Boys Bsbl Part Exp	0.00	0.00	0.00	0.00	0.00	0.00

70

				Account Level	2011-12	May 2011-12	2011-12	2011-12	Encumbered	2011-12	
FDTLOC	FUNC	OBJ	SJ	Description	Budget	Monthly Activity	FY Activity	Batch Activity	Amount	FYTD Avail Fnd -	
10E050	1534	3320	00	000000	ERHS Boys Bsbl Travel	200.00	0.00	200.00	0.00	0.00	0.00
10E---	1534	3---	--	-----		3,440.00	1,800.00	2,770.00	0.00	0.00	670.00
10E050	1534	4100	00	000000	ERHS Boys Bsbl Supplies	1,800.00	0.00	1,800.00	0.00	0.00	0.00
10E---	1534	4---	--	-----		1,800.00	0.00	1,800.00	0.00	0.00	0.00
10E050	1536	1100	00	000000	ERHS Soccer Coach Sal	4,701.00	0.00	4,700.22	0.00	0.00	0.78
10E---	1536	1---	--	-----		4,701.00	0.00	4,700.22	0.00	0.00	0.78
10E050	1536	2110	00	000000	ERHS Soccer Coach TRS	385.00	0.00	384.56	0.00	0.00	0.44
10E---	1536	2---	--	-----		385.00	0.00	384.56	0.00	0.00	0.44
10E050	1536	3100	00	000000	ERHS Soccer Officials	1,620.00	0.00	1,852.00	0.00	0.00	-232.00
10E050	1536	3190	00	000000	ERHS Soccer Part Exp	300.00	0.00	110.00	0.00	0.00	190.00
10E050	1536	3320	00	000000	ERHS Soccer Travel	300.00	0.00	215.49	0.00	0.00	84.51
10E---	1536	3---	--	-----		2,220.00	0.00	2,177.49	0.00	0.00	42.51
10E050	1536	4100	00	000000	ERHS Soccer Supplies	850.00	0.00	1,185.91	0.00	138.80	-474.71
10E---	1536	4---	--	-----		850.00	0.00	1,185.91	0.00	138.80	-474.71
10E040	1540	1100	00	000000	ERMS A D Sal	4,003.00	333.54	3,797.95	0.00	0.00	371.82
10E---	1540	1---	--	-----		4,003.00	333.54	3,797.95	0.00	0.00	371.82
10E040	1540	2110	00	000000	ERMS A D TRS	471.00	52.22	469.98	0.00	0.00	1.02
10E040	1540	2200	00	000000		0.00	0.00	0.00	0.00	0.00	0.00
10E---	1540	2---	--	-----		471.00	52.22	469.98	0.00	0.00	1.02
10E040	1540	3190	00	000000	ERMS AD Pur Serv	200.00	0.00	0.00	0.00	0.00	200.00
10E040	1540	3320	00	000000	ERMS A D Travel	200.00	0.00	0.00	0.00	0.00	200.00
10E040	1540	3910	00	000000	ERMS A D State Plyoffs	950.00	0.00	136.20	0.00	0.00	813.80
10E---	1540	3---	--	-----		1,350.00	0.00	136.20	0.00	0.00	1,213.80
10E040	1540	4100	00	000000	ERMS A D Supplies	400.00	0.00	89.95	0.00	30.00	280.05
10E040	1540	4110	00	000000	ERMS A D Awards	2,000.00	818.60	1,454.40	0.00	274.80	270.80
10E---	1540	4---	--	-----		2,400.00	818.60	1,544.35	0.00	304.80	550.85
10E040	1540	6400	00	000000	ERMS A D Dues/Fees	830.00	0.00	1,052.00	0.00	0.00	-222.00
10E---	1540	6---	--	-----		830.00	0.00	1,052.00	0.00	0.00	-222.00
10E040	1550	1100	00	000000	ERMS Chrlldr Spons Sal	3,386.00	0.00	3,385.99	0.00	0.00	0.01
10E---	1550	1---	--	-----		3,386.00	0.00	3,385.99	0.00	0.00	0.01
10E040	1550	2110	00	000000	ERMS Chrlldr Spons TRS	0.00	0.00	0.00	0.00	0.00	0.00
10E---	1550	2---	--	-----		0.00	0.00	0.00	0.00	0.00	0.00
10E040	1550	3190	00	000000	ERMS Chrlldr Part Exp	0.00	0.00	0.00	0.00	0.00	0.00
10E040	1550	3320	00	000000	ERMS Chrlldr Travel	0.00	0.00	0.00	0.00	0.00	0.00
10E---	1550	3---	--	-----		0.00	0.00	0.00	0.00	0.00	0.00
10E040	1550	4100	00	000000	ERMS Chrlldr Supplies	2,200.00	0.00	2,000.00	0.00	0.00	200.00
10E---	1550	4---	--	-----		2,200.00	0.00	2,000.00	0.00	0.00	200.00
10E040	1550	6400	00	000000	ERMS Chrlldr Dues/Fees	0.00	0.00	0.00	0.00	0.00	0.00
10E---	1550	6---	--	-----		0.00	0.00	0.00	0.00	0.00	0.00
10E040	1551	1100	00	000000	ERMS X-Cntry Coach Sal	2,911.00	0.00	2,910.70	0.00	0.00	0.30

				Account Level	2011-12	May 2011-12	2011-12	2011-12	Encumbered	2011-12
FDTLOC	FUNC	OBJ	SJ	Description	Budget	Monthly Activity	FY Activity	Batch Activity	Amount	FYTD Avail Fnd -
10E---	1551	1---	--	-----	2,911.00	0.00	2,910.70	0.00	0.00	0.30
10E040	1551	2110	00	000000	ERMS X-Cntry Coach TRS	342.00	0.00	341.82	0.00	0.18
10E---	1551	2---	--	-----	342.00	0.00	341.82	0.00	0.00	0.18
10E040	1551	3190	00	000000	ERMS X-Cntry Part Exp	0.00	0.00	0.00	0.00	0.00
10E040	1551	3320	00	000000	ERMS X-Cntry Travel	0.00	0.00	0.00	0.00	0.00
10E---	1551	3---	--	-----	0.00	0.00	0.00	0.00	0.00	0.00
10E040	1551	4100	00	000000	ERMS X-Cntry Supplies	450.00	0.00	322.80	0.00	127.20
10E---	1551	4---	--	-----	450.00	0.00	322.80	0.00	0.00	127.20
10E040	1551	6400	00	000000	ERMS X-Cntry Dues/Fees	0.00	0.00	0.00	0.00	0.00
10E---	1551	6---	--	-----	0.00	0.00	0.00	0.00	0.00	0.00
10E040	1560	1100	00	000000	ERMS Grls Bsktbl Cch Sal	5,990.00	0.00	5,989.16	0.00	0.84
10E040	1560	1120	00	000000	ERMS Grls Bsktb Wrks Sal	867.00	0.00	867.00	0.00	0.00
10E---	1560	1---	--	-----	6,857.00	0.00	6,856.16	0.00	0.00	0.84
10E040	1560	2110	00	000000	ERMS Grls Bsktb Cch TRS	415.00	0.00	410.37	0.00	4.63
10E040	1560	2130	00	000000		0.00	0.00	0.00	0.00	0.00
10E---	1560	2---	--	-----	415.00	0.00	410.37	0.00	0.00	4.63
10E040	1560	3100	00	000000	ERMS Grls Bsktb Official	1,300.00	0.00	990.00	0.00	310.00
10E040	1560	3190	00	000000	ERMS Grls Bsktb Part Exp	0.00	0.00	0.00	0.00	0.00
10E040	1560	3320	00	000000	ERMS Grls Bsktb Travel	0.00	0.00	0.00	0.00	0.00
10E---	1560	3---	--	-----	1,300.00	0.00	990.00	0.00	0.00	310.00
10E040	1560	4100	00	000000	ERMS Grls Bsktb Supplies	800.00	0.00	607.25	0.00	192.75
10E---	1560	4---	--	-----	800.00	0.00	607.25	0.00	0.00	192.75
10E040	1560	5400	00	000000	ERMS Grls Bsktb Equip	0.00	0.00	0.00	0.00	0.00
10E---	1560	5---	--	-----	0.00	0.00	0.00	0.00	0.00	0.00
10E040	1560	6400	00	000000	ERMS Grls Bsktb Due/Fees	0.00	0.00	0.00	0.00	0.00
10E---	1560	6---	--	-----	0.00	0.00	0.00	0.00	0.00	0.00
10E040	1561	1100	00	000000	ERMS Volleybl Coach Sal	4,277.00	0.00	4,277.04	0.00	-0.04
10E040	1561	1120	00	000000	ERMS Volleybl Gm Wrk Sal	400.00	0.00	402.00	0.00	28.00
10E---	1561	1---	--	-----	4,677.00	0.00	4,679.04	0.00	0.00	27.96
10E040	1561	2110	00	000000	ERMS Volleybl Coach TRS	0.00	0.00	0.00	0.00	0.00
10E040	1561	2130	00	000000		0.00	0.00	0.00	0.00	0.00
10E---	1561	2---	--	-----	0.00	0.00	0.00	0.00	0.00	0.00
10E040	1561	3100	00	000000	ERMS Volleybl Officials	800.00	0.00	1,089.87	0.00	4.51
10E040	1561	3190	00	000000	ERMS Volleybl Part Exp	0.00	0.00	60.00	0.00	-60.00
10E040	1561	3320	00	000000	ERMS Volleybl Travel	0.00	0.00	0.00	0.00	0.00
10E---	1561	3---	--	-----	800.00	0.00	1,149.87	0.00	4.51	-354.38
10E040	1561	4100	00	000000	ERMS Volleybl Supplies	700.00	0.00	57.00	0.00	21.50
10E---	1561	4---	--	-----	700.00	0.00	57.00	0.00	21.50	621.50
10E040	1561	6400	00	000000	ERMS Volleybl Dues/Fees	0.00	0.00	0.00	0.00	0.00
10E---	1561	6---	--	-----	0.00	0.00	0.00	0.00	0.00	0.00

72

Account Level				2011-12	May 2011-12	2011-12	2011-12	Encumbered	2011-12
FDTLOC	FUNC	OBJ	SJ	Description	Budget	Monthly Activity	FY Activity	Batch Activity	Amount FYTD Avail Fnd -
10E040	1562	1100	00 000000	ERMS Grls Trk Coach Sal	2,139.00	0.00	2,138.52	0.00	0.00 2,139.00
10E---	1562	1---	--		2,139.00	0.00	2,138.52	0.00	0.00 2,139.00
10E040	1562	2110	00 000000	ERMS Grls Trk Cch TRS	228.00	0.00	0.00	0.00	0.00 228.00
10E---	1562	2---	--		228.00	0.00	0.00	0.00	0.00 228.00
10E040	1562	3100	00 000000	ERMS Grls Trk Officials	670.00	298.16	298.16	0.00	0.00 371.84
10E040	1562	3190	00 000000	ERMS Girls Trk Part Exp	0.00	0.00	0.00	0.00	0.00 0.00
10E040	1562	3320	00 000000	ERMS Grls Trk Travel	0.00	0.00	0.00	0.00	0.00 0.00
10E---	1562	3---	--		670.00	298.16	298.16	0.00	0.00 371.84
10E040	1562	4100	00 000000	ERMS Grls Trk Supplies	600.00	421.99	481.97	0.00	322.78 -204.75
10E---	1562	4---	--		600.00	421.99	481.97	0.00	322.78 -204.75
10E040	1562	6400	00 000000	ERMS Grls Trk Dues/Fees	0.00	0.00	0.00	0.00	0.00 0.00
10E---	1562	6---	--		0.00	0.00	0.00	0.00	0.00 0.00
10E040	1570	1100	00 000000	ERMS Boys Bsktb Cch Sal	7,960.00	0.00	7,959.05	0.00	0.00 0.95
10E040	1570	1120	00 000000	ERMS Boys Bsktb Wrk Sal	1,600.00	0.00	999.00	0.00	0.00 601.00
10E---	1570	1---	--		9,560.00	0.00	8,958.05	0.00	0.00 601.95
10E040	1570	2110	00 000000	ERMS Boys Bsktb Cch TRS	1,100.00	0.00	934.71	0.00	0.00 165.29
10E---	1570	2---	--		1,100.00	0.00	934.71	0.00	0.00 165.29
10E040	1570	3100	00 000000	ERMS Boys Bsktb Official	1,800.00	0.00	1,513.12	0.00	0.00 286.88
10E040	1570	3190	00 000000	ERMS Boys Bsktb Part Exp	0.00	0.00	0.00	0.00	0.00 0.00
10E040	1570	3320	00 000000	ERMS Boys Bsktb Travel	0.00	0.00	0.00	0.00	0.00 0.00
10E---	1570	3---	--		1,800.00	0.00	1,513.12	0.00	0.00 286.88
10E040	1570	4100	00 000000	ERMS Boys Bsktb Supplies	2,725.00	0.00	1,383.33	0.00	1,146.92 194.75
10E---	1570	4---	--		2,725.00	0.00	1,383.33	0.00	1,146.92 194.75
10E040	1570	6400	00 000000	ERMS Boys Bsktb Due/Fees	0.00	0.00	0.00	0.00	0.00 0.00
10E---	1570	6---	--		0.00	0.00	0.00	0.00	0.00 0.00
10E040	1571	1100	00 000000	ERMS Boys Trk Coach Sal	4,003.00	5,293.89	5,293.89	0.00	0.00 -1,290.89
10E---	1571	1---	--		4,003.00	5,293.89	5,293.89	0.00	0.00 -1,290.89
10E040	1571	2110	00 000000	ERMS Boys Trk Coach TRS	471.00	621.71	621.71	0.00	0.00 -150.71
10E---	1571	2---	--		471.00	621.71	621.71	0.00	0.00 -150.71
10E040	1571	3100	00 000000	ERMS Boys Trk Officials	2,650.00	70.00	70.00	0.00	0.00 2,580.00
10E040	1571	3190	00 000000	ERMS Boys Trk Part Exp	0.00	0.00	0.00	0.00	0.00 0.00
10E040	1571	3320	00 000000	ERMS Boys Trk Travel	0.00	0.00	0.00	0.00	0.00 0.00
10E---	1571	3---	--		2,650.00	70.00	70.00	0.00	0.00 2,580.00
10E040	1571	4100	00 000000	ERMS Boys Trk Supplies	2,000.00	0.00	702.00	0.00	200.00 1,098.00
10E---	1571	4---	--		2,000.00	0.00	702.00	0.00	200.00 1,098.00
10E040	1571	6400	00 000000	ERMS Boys Trk Dues/Fees	0.00	0.00	0.00	0.00	0.00 0.00
10E---	1571	6---	--		0.00	0.00	0.00	0.00	0.00 0.00
10E050	1572	1100	00 000000	ERHS Wrestling Coach	2,907.00	0.00	2,906.25	0.00	0.00 0.75
10E050	1572	1120	00 000000	HS Wrestling Workers Sal	100.00	0.00	102.00	0.00	0.00 -2.00

73

Account Level				2011-12	May 2011-12	2011-12	2011-12	Encumbered	2011-12
FDTLOC	FUNC	OBJ	SJ	Description	Budget	Monthly Activity	FY Activity	Batch Activity	Amount FYTD Avail Fnd -
10E---	1572	1---	--	-----	3,007.00	0.00	3,008.25	0.00	0.00 -1.25
10E050	1572	2110	00	000000 ERHS Wrestling TRS	350.00	0.00	341.31	0.00	0.00 8.69
10E---	1572	2---	--	-----	350.00	0.00	341.31	0.00	0.00 8.69
10E050	1572	3100	00	000000 HS Wrestling Officials	450.00	0.00	450.00	0.00	0.00 0.00
10E050	1572	3190	00	000000 ERHS Wrestling Entry Fees	750.00	0.00	622.00	0.00	0.00 128.00
10E050	1572	3320	00	000000 ERHS Wrestling Travel	300.00	0.00	45.62	0.00	0.00 254.38
10E---	1572	3---	--	-----	1,500.00	0.00	1,117.62	0.00	0.00 382.38
10E040	1572	4100	00	000000 Wrestling Supplies	0.00	0.00	0.00	0.00	0.00 0.00
10E050	1572	4100	00	000000 ERHS Wrestling Supp	675.00	0.00	675.00	0.00	0.00 0.00
10E---	1572	4---	--	-----	675.00	0.00	675.00	0.00	0.00 0.00
10E040	1575	1100	00	000000 ERMS Yearbook Spons Sal	1,938.00	161.46	1,850.47	0.00	0.00 168.26
10E---	1575	1---	--	-----	1,938.00	161.46	1,850.47	0.00	0.00 168.26
10E040	1575	2110	00	000000 ERMS Yearbook Spons TRS	228.00	25.28	227.52	0.00	0.00 0.48
10E---	1575	2---	--	-----	228.00	25.28	227.52	0.00	0.00 0.48
10E040	1576	1100	00	000000 ERMS Student Council Sp	1,615.00	134.54	1,541.97	0.00	0.00 140.30
10E---	1576	1---	--	-----	1,615.00	134.54	1,541.97	0.00	0.00 140.30
10E040	1576	2110	00	000000 ERMS Student Council TRS	190.00	21.06	189.54	0.00	0.00 0.46
10E---	1576	2---	--	-----	190.00	21.06	189.54	0.00	0.00 0.46
10E050	1580	1100	00	000000 ERHS Schlstc Bwl Cch Sal	1,938.00	0.00	1,937.50	0.00	0.00 0.50
10E---	1580	1---	--	-----	1,938.00	0.00	1,937.50	0.00	0.00 0.50
10E050	1580	2110	00	000000 ERHS Schlstc Bwl TRS	228.00	0.00	227.53	0.00	0.00 0.47
10E---	1580	2---	--	-----	228.00	0.00	227.53	0.00	0.00 0.47
10E050	1580	3190	00	000000 ERHS Schlstc Bwl Pur Ser	280.00	0.00	0.00	0.00	0.00 280.00
10E050	1580	3320	00	000000 ERHS Schlstc Bwl Travel	0.00	0.00	0.00	0.00	0.00 0.00
10E---	1580	3---	--	-----	280.00	0.00	0.00	0.00	0.00 280.00
10E050	1580	4100	00	000000 ERHS Schlstc Bwl Supp	370.00	0.00	280.00	0.00	0.00 90.00
10E---	1580	4---	--	-----	370.00	0.00	280.00	0.00	0.00 90.00
10E050	1582	1100	00	000000 ERHS Drama Spons Salary	6,458.00	0.00	6,458.34	0.00	0.00 -0.34
10E---	1582	1---	--	-----	6,458.00	0.00	6,458.34	0.00	0.00 -0.34
10E050	1582	2110	00	000000 ERHS Drama Spons TRS	1,062.00	0.00	1,061.82	0.00	0.00 0.18
10E050	1582	2130	00	000000	0.00	0.00	0.00	0.00	0.00 0.00
10E050	1582	2200	00	000000	0.00	0.00	0.00	0.00	0.00 0.00
10E---	1582	2---	--	-----	1,062.00	0.00	1,061.82	0.00	0.00 0.18
10E050	1582	3190	00	000000 ERHS Drama Pur Serv	400.00	0.00	356.42	0.00	0.00 43.58
10E---	1582	3---	--	-----	400.00	0.00	356.42	0.00	0.00 43.58
10E050	1583	1100	00	000000 ERHS Mrch Bnd Dir Sal	6,600.00	511.28	6,076.02	0.00	0.00 779.62
10E050	1583	1110	00	000000 ERHS Band Camp Sal	5,250.00	0.00	5,148.00	0.00	0.00 102.00
10E---	1583	1---	--	-----	11,850.00	511.28	11,224.02	0.00	0.00 881.62
10E050	1583	2110	00	000000 ERHS Mrch Bnd Dir TRS	1,500.00	80.06	1,037.26	0.00	0.00 462.74
10E---	1583	2---	--	-----	1,500.00	80.06	1,037.26	0.00	0.00 462.74

Account Level				2011-12	May 2011-12	2011-12	2011-12	Encumbered	2011-12		
FDTLOC	FUNC	OBJ	SJ	Description	Budget	Monthly Activity	FY Activity	Batch Activity	Amount	FYTD Avail	Fnd -
10E050	1583	3190	00 000000	ERHS Mrch Bnd Part Exp	2,725.00	0.00	2,440.00	0.00	0.00		285.00
10E---	1583	3---	--	-----	2,725.00	0.00	2,440.00	0.00	0.00		285.00
10E050	1583	5500	00 000000	HS Band Uniforms	6,000.00	0.00	6,000.00	0.00	0.00		0.00
10E---	1583	5---	--	-----	6,000.00	0.00	6,000.00	0.00	0.00		0.00
10E050	1584	1100	00 000000	ERHS Chorus Spons Sal	0.00	0.00	0.00	0.00	0.00		0.00
10E---	1584	1---	--	-----	0.00	0.00	0.00	0.00	0.00		0.00
10E050	1585	1100	00 000000	ERHS Jr Cls Spons Sal	4,479.00	373.24	4,162.38	0.00	0.00		503.24
10E---	1585	1---	--	-----	4,479.00	373.24	4,162.38	0.00	0.00		503.24
10E050	1585	2110	00 000000	ERHS Jr Cls Spons TRS	526.00	58.48	526.32	0.00	0.00		-0.32
10E---	1585	2---	--	-----	526.00	58.48	526.32	0.00	0.00		-0.32
10E050	1586	1100	00 000000	ERHS Yrbk Spons Sal	1,615.00	134.54	1,278.13	0.00	0.00		404.14
10E---	1586	1---	--	-----	1,615.00	134.54	1,278.13	0.00	0.00		404.14
10E050	1586	2110	00 000000	ERHS Yrbk Spons TRS	190.00	21.06	189.54	0.00	0.00		0.46
10E---	1586	2---	--	-----	190.00	21.06	189.54	0.00	0.00		0.46
10E050	1588	1100	00 000000	ERHS X-Curr Sprvsn Sal	500.00	0.00	68.50	0.00	0.00		431.50
10E---	1588	1---	--	-----	500.00	0.00	68.50	0.00	0.00		431.50
10E050	1588	2110	00 000000	ERHS X-Curr Sprvsn TRS	75.00	0.00	8.05	0.00	0.00		66.95
10E---	1588	2---	--	-----	75.00	0.00	8.05	0.00	0.00		66.95
10E050	1589	1100	00 000000	ERHS Stdnt Cncl Sal	3,389.00	282.36	3,223.14	0.00	0.00		307.04
10E---	1589	1---	--	-----	3,389.00	282.36	3,223.14	0.00	0.00		307.04
10E050	1589	2110	00 000000	ERHS Stdnt Cncl TRS	398.00	44.24	398.16	0.00	0.00		-0.16
10E---	1589	2---	--	-----	398.00	44.24	398.16	0.00	0.00		-0.16
10E050	1590	1110	00 000000	ERHS Rifle/Drill Sal	3,030.00	252.46	2,898.35	0.00	0.00		257.88
10E---	1590	1---	--	-----	3,030.00	252.46	2,898.35	0.00	0.00		257.88
10E050	1590	2130	00 000000		0.00	0.00	0.00	0.00	0.00		0.00
10E---	1590	2---	--	-----	0.00	0.00	0.00	0.00	0.00		0.00
10E050	1590	3320	00 000000	ERHS Rifle/Drill Travel	0.00	0.00	0.00	0.00	0.00		0.00
10E---	1590	3---	--	-----	0.00	0.00	0.00	0.00	0.00		0.00
10E040	1591	1100	00 000000	ERMS Band Director Sal	1,938.00	161.46	1,850.47	0.00	0.00		168.26
10E---	1591	1---	--	-----	1,938.00	161.46	1,850.47	0.00	0.00		168.26
10E040	1591	2110	00 000000	ERMS Band Directors TRS	228.00	25.28	227.52	0.00	0.00		0.48
10E---	1591	2---	--	-----	228.00	25.28	227.52	0.00	0.00		0.48
10E040	1591	3230	00 000000	ERMS Band Rep/Main	1,420.00	567.00	966.45	0.00	512.95		-59.40
10E---	1591	3---	--	-----	1,420.00	567.00	966.45	0.00	512.95		-59.40
10E040	1591	4100	00 000000	ERMS Music Supp/Parts	2,000.00	0.00	1,853.01	0.00	582.50		-435.51
10E---	1591	4---	--	-----	2,000.00	0.00	1,853.01	0.00	582.50		-435.51
10E040	1591	6400	00 000000	ERMS Band Dues/Fees	80.00	0.00	80.00	0.00	0.00		0.00
10E---	1591	6---	--	-----	80.00	0.00	80.00	0.00	0.00		0.00
10E040	1593	1100	00 000000	ERMS Talent Shw Spon Sal	4,198.00	0.00	3,229.17	0.00	0.00		968.83
10E---	1593	1---	--	-----	4,198.00	0.00	3,229.17	0.00	0.00		968.83

75

Account Level				2011-12	May 2011-12	2011-12	2011-12	Encumbered	2011-12		
FDTLOC	FUNC	OBJ	SJ	Description	Budget	Monthly Activity	FY Activity	Batch Activity	Amount FYTD Avail Fnd -		
10E040	1593	2110	00	000000	ERMS Talent Shw Spon TRS	493.00	0.00	379.22	0.00	0.00	113.78
10E---	1593	2---	--	-----		493.00	0.00	379.22	0.00	0.00	113.78
10E040	1593	4100	00	000000		250.00	0.00	88.53	0.00	0.00	161.47
10E---	1593	4---	--	-----		250.00	0.00	88.53	0.00	0.00	161.47
10E040	1594	4100	00	000000	ERMS Drama Supplies	250.00	0.00	0.00	0.00	0.00	250.00
10E---	1594	4---	--	-----		250.00	0.00	0.00	0.00	0.00	250.00
10E040	1598	1100	00	000000	ERMS Dance/Grad Sup Sal	300.00	0.00	110.00	0.00	0.00	210.00
10E---	1598	1---	--	-----		300.00	0.00	110.00	0.00	0.00	210.00
10E040	1598	2110	00	000000	ERMS Dance/Grad TRS	50.00	0.00	12.93	0.00	0.00	39.43
10E---	1598	2---	--	-----		50.00	0.00	12.93	0.00	0.00	39.43
10E040	1599	3320	00	000000	ERMS Olympiad Trav	500.00	0.00	500.00	0.00	0.00	0.00
10E---	1599	3---	--	-----		500.00	0.00	500.00	0.00	0.00	0.00
10E---	15--	----	--	-----		341,567.00	51,621.94	292,709.08	70.29	3,704.76	48,737.75
10E050	1700	1100	00	000000	Driver's Ed Teach Salary	43,000.00	3,176.14	34,095.23	0.00	0.00	9,557.84
10E---	1700	1---	--	-----		43,000.00	3,176.14	34,095.23	0.00	0.00	9,557.84
10E050	1700	2110	00	000000	Driver's Ed TRS	4,600.00	317.25	2,892.60	0.00	0.00	1,707.40
10E050	1700	2200	00	000000	Driver's Ed Ins Ben	1,100.00	90.00	1,025.00	0.00	0.00	120.00
10E---	1700	2---	--	-----		5,700.00	407.25	3,917.60	0.00	0.00	1,827.40
10E050	1700	3190	00	000000	Driver's Ed Pur Serv	250.00	0.00	93.00	0.00	0.00	157.00
10E050	1700	3230	00	000000	Driver's Ed Rep/Maint	1,000.00	0.00	42.00	0.00	450.40	507.60
10E050	1700	3320	00	000000	Driver's Ed Travel	100.00	0.00	76.33	0.00	0.00	23.67
10E050	1700	3600	00	000000	Driver's Ed Printing	100.00	0.00	0.00	0.00	0.00	100.00
10E---	1700	3---	--	-----		1,450.00	0.00	211.33	0.00	450.40	788.27
10E050	1700	4100	00	000000	Driver's Ed Supplies	1,000.00	0.00	738.43	29.00	478.40	-245.83
10E050	1700	4210	00	000000	Drvr's Ed Replcmnt Texbks	360.00	0.00	0.00	0.00	0.00	360.00
10E050	1700	4640	00	000000	Driver's Ed Fuel	4,000.00	0.00	0.00	0.00	0.00	4,000.00
10E---	1700	4---	--	-----		5,360.00	0.00	738.43	29.00	478.40	4,114.17
10E---	17--	----	--	-----		55,510.00	3,583.39	38,962.59	29.00	928.80	16,287.68
10E550	1900	1110	00	550000	TAOEP TA/Aide Salary	25,100.00	2,471.88	23,780.36	0.00	0.00	2,555.58
10E750	1900	1110	00	750000	TAOEP TA/Aide Salary	1,989.00	0.00	1,988.36	0.00	0.00	0.64
10E550	1900	1200	00	550000		0.00	0.00	0.00	0.00	0.00	0.00
10E550	1900	1210	00	550000		1,000.00	59.50	860.00	0.00	0.00	140.00
10E---	1900	1---	--	-----		28,089.00	2,531.38	26,628.72	0.00	0.00	2,696.22
10E750	1900	2130	00	750000		0.00	0.00	0.00	0.00	0.00	0.00
10E550	1900	2200	00	550000	TAOEP Ins Ben	26.00	1.20	11.40	0.00	0.00	15.20
10E750	1900	2200	00	750000	TAOEP Ins Ben	3.00	0.00	2.40	0.00	0.00	0.60
10E---	1900	2---	--	-----		29.00	1.20	13.80	0.00	0.00	15.80
10E550	1900	4100	00	550000	TAOEP Supplies	0.00	0.00	0.00	0.00	0.00	0.00
10E750	1900	4100	00	750000	TAOEP Supp	359.00	0.00	359.00	0.00	0.00	0.00
10E---	1900	4---	--	-----		359.00	0.00	359.00	0.00	0.00	0.00

76

Account Level				2011-12	May 2011-12	2011-12	2011-12	Encumbered	2011-12
FDTLOC	FUNC	OBJ	SJ	Description	Budget	Monthly Activity	FY Activity	Batch Activity	Amount FYTD Avail Fnd -
10E010	1911	6700	00 000000	REG ED PAVILION	1,500.00	0.00	600.00	0.00	0.00 900.00
10E---	1911	6---	--	-----	1,500.00	0.00	600.00	0.00	0.00 900.00
10E260	1912	6700	00 260000	Sp Ed Priv SWANN Tuition	32,000.00	2,653.14	28,096.13	0.00	0.00 3,903.87
10E260	1912	6710	00 260000	Sp Ed Priv PAVILION Tuition	0.00	0.00	0.00	0.00	0.00 0.00
10E260	1912	6720	00 000000	KEMMERER VILLAGE RM/BD/TUITION	135,000.00	12,996.81	117,041.15	0.00	0.00 17,958.85
10E---	1912	6---	--	-----	167,000.00	15,649.95	145,137.28	0.00	0.00 21,862.72
10E---	19--	----	--	-----	196,977.00	18,182.53	172,738.80	0.00	0.00 25,474.74
10E010	2110	1100	00 000000	Social Worker Sal	15,000.00	2,891.77	15,522.71	0.00	0.00 -202.25
10E550	2110	1100	00 550000	TAOEP Social Wrkr Sal	9,500.00	0.00	9,499.93	0.00	0.00 0.07
10E750	2110	1100	00 750000	TAOEP Social Worker Sal	0.00	0.00	0.00	0.00	0.00 0.00
10E020	2110	1110	00 000000	ERES Social Workers Sal	0.00	0.00	0.00	0.00	0.00 0.00
10E550	2110	1110	00 550000	TAOEP Sec/Intervntst Sal	34,000.00	2,954.44	32,067.14	0.00	0.00 3,410.08
10E750	2110	1110	00 750000	TAOEP Interventionist Sal	5,687.00	0.00	5,687.08	0.00	0.00 -0.08
10E---	2110	1---	--	-----	64,187.00	5,846.21	62,776.86	0.00	0.00 3,207.82
10E010	2110	2110	00 000000	Social Worker TRS	1,750.00	339.60	1,822.98	0.00	0.00 -35.35
10E550	2110	2110	00 550000	TAOEP TRS	1,116.00	0.00	1,115.71	0.00	0.00 0.29
10E750	2110	2110	00 750000	TAOEP Social Worker TRS	0.00	0.00	0.00	0.00	0.00 0.00
10E020	2110	2130	00 000000		0.00	0.00	0.00	0.00	0.00 0.00
10E750	2110	2130	00 750000		0.00	0.00	0.00	0.00	0.00 0.00
10E550	2110	2200	00 550000	TAOEP Ins Ben	3,600.00	360.00	3,420.00	0.00	0.00 360.00
10E750	2110	2200	00 750000	TAOEP Ins Ben	680.00	0.00	680.00	0.00	0.00 0.00
10E---	2110	2---	--	-----	7,146.00	699.60	7,038.69	0.00	0.00 324.94
10E550	2110	3190	00 550000	TAOEP Pur Serv	245.00	0.00	245.00	0.00	0.00 0.00
10E750	2110	3190	00 750000	TAOEP Pur Serv	0.00	0.00	0.00	0.00	0.00 0.00
10E010	2110	3320	00 000000	Social Worker Travel	100.00	0.00	0.00	0.00	0.00 100.00
10E550	2110	3320	00 550000	TAOEP Travel-FY06	1,600.00	202.58	1,055.59	0.00	0.00 544.41
10E750	2110	3320	00 750000	TAOEP Travel	0.00	0.00	0.00	0.00	0.00 0.00
10E---	2110	3---	--	-----	1,945.00	202.58	1,300.59	0.00	0.00 644.41
10E020	2120	1100	00 000000	ERES Guidance Sal	35,150.00	2,904.77	33,315.65	0.00	0.00 3,279.79
10E040	2120	1100	00 000000	ERMS Guidance Sal	30,000.00	3,213.14	27,748.06	0.00	0.00 3,858.51
10E050	2120	1100	00 000000	ERHS Guid Salary SAL	112,600.00	9,329.70	107,534.35	0.00	0.00 9,930.50
10E070	2120	1100	00 000000	21st Cent Guid Sal	3,428.00	253.00	2,321.00	0.00	0.00 1,107.00
10E470	2120	1100	00 470000	21st Cent SW Sal	968.00	0.00	968.00	0.00	0.00 0.00
10E050	2120	1110	00 000000	ERHS Guid Sec Salary	23,555.00	1,414.70	22,485.09	0.00	0.00 1,927.26
10E050	2120	1210	00 000000	ERHS Guid Sub Sec Sal	500.00	0.00	0.00	0.00	0.00 500.00
10E---	2120	1---	--	-----	206,201.00	17,115.31	194,372.15	0.00	0.00 20,603.06
10E020	2120	2110	00 000000	ERES Guidance TRS	4,150.00	454.85	4,111.01	0.00	0.00 38.99
10E040	2120	2110	00 000000	ERMS Guidance TRS	2,900.00	503.12	3,108.76	0.00	0.00 -208.76
10E050	2120	2110	00 000000	ERHS Guid TRS	13,500.00	1,460.92	13,220.22	0.00	0.00 303.27
10E070	2120	2110	00 000000	21st Cent TRS	1,184.00	94.22	864.34	0.00	0.00 319.66

Account Level				2011-12	May 2011-12	2011-12	2011-12	Encumbered	2011-12		
FDTLOC	FUNC	OBJ	SJ	Description	Budget	Monthly Activity	FY Activity	Batch Activity	Amount	FYTD Avail	Fnd -
10E470	2120	2110	00	470000	21st Cent TRS	361.00	0.00	360.50	0.00	0.00	0.50
10E050	2120	2130	00	000000		0.00	0.00	0.00	0.00	0.00	0.00
10E020	2120	2200	00	000000	ERES Ins Ben	4,280.00	360.00	4,100.00	0.00	0.00	360.00
10E040	2120	2200	00	000000	ERMS Guidance Ins Ben	4,280.00	360.00	4,100.00	0.00	0.00	360.00
10E050	2120	2200	00	000000	ERHS Guid Ins Ben	8,629.00	721.20	8,256.80	0.00	0.00	732.80
10E---	2120	2---	--	-----		39,284.00	3,954.31	38,121.63	0.00	0.00	1,906.46
10E010	2120	3140	00	000000	Dist Testing Services	6,460.00	0.00	6,435.00	0.00	25.00	0.00
10E020	2120	3190	00	000000	ERES Guid Pur Serv	0.00	0.00	0.00	0.00	0.00	0.00
10E050	2120	3190	00	000000	ERHS Guid Pur Serv	3,000.00	0.00	0.00	0.00	3,000.00	0.00
10E070	2120	3190	00	000000	Century 21 Grant-Pur Srvcs	0.00	0.00	0.00	0.00	0.00	0.00
10E500	2120	3190	00	500000	Title I Guid Pur Serv CHAT	1,200.00	0.00	1,200.00	0.00	0.00	0.00
10E680	2120	3190	00	680000	CHAT Guid Speaker	197.00	0.00	197.00	0.00	0.00	0.00
10E880	2120	3190	00	880000	CHAT #2 JF-Speaker	11,500.00	2,738.66	14,207.55	0.00	0.00	-2,707.55
10E050	2120	3230	00	000000	ERHS Guid Rep/Maint	100.00	0.00	0.00	0.00	0.00	100.00
10E050	2120	3240	00	000000	ERHS Guid Copier Repair	400.00	0.00	128.00	0.00	0.00	272.00
10E050	2120	3260	00	000000	ERHS Guid Postage	250.00	0.00	13.33	0.00	0.00	236.67
10E040	2120	3320	00	000000	ERMS Guidance Travel	50.00	150.65	210.65	0.00	0.00	-160.65
10E050	2120	3320	00	000000	ERHS Guid Travel	530.00	0.00	160.00	0.00	0.00	370.00
10E070	2120	3320	00	000000	21st Cent Mile	0.00	0.00	0.00	0.00	0.00	0.00
10E470	2120	3320	00	470000	21s Cent Mileage	0.00	0.00	0.00	0.00	0.00	0.00
10E050	2120	3600	00	000000	Guidance Printing	0.00	0.00	0.00	0.00	0.00	0.00
10E---	2120	3---	--	-----		23,687.00	2,889.31	22,551.53	0.00	3,025.00	-1,889.53
10E010	2120	4100	00	000000	Dist Testing Supplies	3,800.00	0.00	3,544.00	0.00	0.00	256.00
10E020	2120	4100	00	000000	ERES Guid Supp	1,500.00	458.00	959.54	0.00	0.00	540.46
10E040	2120	4100	00	000000	ERMS Guidance Supplies	600.00	0.00	440.77	0.00	8.84	150.39
10E050	2120	4100	00	000000	ERHS Guid Supplies	2,203.21	0.00	1,921.29	0.00	0.00	281.92
10E070	2120	4100	00	000000	21st Cent Supp	100.00	0.00	25.00	0.00	0.00	75.00
10E500	2120	4100	00	500000	Title I Counselor Supp	0.00	0.00	0.00	0.00	0.00	0.00
10E680	2120	4100	00	680000	CHAT Guid Supp	303.00	0.00	302.93	0.00	0.00	0.07
10E880	2120	4100	00	880000	CHAT #2 JF Supplies	2,561.00	1,017.91	3,547.76	0.00	0.00	-986.76
10E050	2120	4240	00	000000	ERHS Guid Paper/Toner	446.79	0.00	446.79	0.00	300.00	-300.00
10E050	2120	4700	00	000000	ERHS Guid Software	0.00	0.00	0.00	0.00	0.00	0.00
10E---	2120	4---	--	-----		11,514.00	1,475.91	11,188.08	0.00	308.84	17.08
10E050	2120	5500	00	000000	ERHS Gudiance Equipment	1,100.00	0.00	1,095.00	0.00	0.00	5.00
10E---	2120	5---	--	-----		1,100.00	0.00	1,095.00	0.00	0.00	5.00
10E050	2120	6400	00	000000	ERHS Guid Membership/Dues	200.00	0.00	175.00	0.00	0.00	25.00
10E---	2120	6---	--	-----		200.00	0.00	175.00	0.00	0.00	25.00
10E010	2130	1100	00	000000	District Nurse Salary	114,000.00	10,518.84	106,168.47	0.00	0.00	13,240.95
10E010	2130	1200	00	000000	Dist Sub Nurse Sal	2,000.00	0.00	429.50	0.00	0.00	1,570.50
10E---	2130	1---	--	-----		116,000.00	10,518.84	106,597.97	0.00	0.00	14,811.45

78

Account Level				2011-12	May 2011-12	2011-12	2011-12	Encumbered	2011-12		
FDTLOC	FUNC	OBJ	SJ	Description	Budget	Monthly Activity	FY Activity	Batch Activity	Amount FYTD Avail Fnd -		
10E010	2130	2110	00	000000	District Nurse TRS	15,250.00	1,647.14	14,870.29	0.00	0.00	397.32
10E010	2130	2130	00	000000		0.00	0.00	0.00	0.00	0.00	0.00
10E010	2130	2200	00	000000	District Nurse Ins Ben	12,840.00	1,080.00	12,300.00	0.00	0.00	1,080.00
10E---	2130	2---	--	-----		28,090.00	2,727.14	27,170.29	0.00	0.00	1,477.32
10E920	2130	3190	00	920000	Dist Immuniz/Reg Fee	1,200.00	0.00	1,265.26	0.00	0.00	-65.26
10E920	2130	3230	00	920000	District Nurse Rep/Maint	240.00	0.00	129.10	0.00	0.00	110.90
10E920	2130	3320	00	920000	District Nurse Travel	1,500.00	289.02	1,494.61	0.00	0.00	5.39
10E---	2130	3---	--	-----		2,940.00	289.02	2,888.97	0.00	0.00	51.03
10E920	2130	4100	00	920000	District Nurse Supplies	3,738.00	156.82	3,218.18	85.90	1,498.92	-1,065.00
10E920	2130	4400	00	920000	Subscription Renewals	44.00	0.00	44.00	0.00	0.00	0.00
10E920	2130	4700	00	920000	Nurses Software	0.00	0.00	0.00	0.00	0.00	0.00
10E---	2130	4---	--	-----		3,782.00	156.82	3,262.18	85.90	1,498.92	-1,065.00
10E920	2130	5500	00	920000	District Nurse Equipment	0.00	0.00	0.00	0.00	0.00	0.00
10E---	2130	5---	--	-----		0.00	0.00	0.00	0.00	0.00	0.00
10E920	2130	6400	00	920000	Nurses Membership/Dues Fees	515.00	0.00	513.00	0.00	0.00	2.00
10E---	2130	6---	--	-----		515.00	0.00	513.00	0.00	0.00	2.00
10E920	2140	4130	00	920000	Psych Supp	1,500.00	0.00	638.44	0.00	0.00	861.56
10E---	2140	4---	--	-----		1,500.00	0.00	638.44	0.00	0.00	861.56
10E150	2150	1100	00	150000	Speech private sal-fed sese gr	2,508.00	0.00	2,429.16	0.00	0.00	78.84
10E280	2150	1100	00	280000	District Speech Salary	139,000.00	11,887.40	130,639.24	0.00	0.00	14,041.96
10E280	2150	1110	00	280000	District Speech Aide	2,375.00	0.00	1,909.96	0.00	0.00	465.04
10E---	2150	1---	--	-----		143,883.00	11,887.40	134,978.36	0.00	0.00	14,585.84
10E150	2150	2110	00	150000	Speech private TRS-fed sese gr	1,790.00	0.00	999.71	0.00	0.00	790.29
10E280	2150	2110	00	280000	District Speech TRS	16,750.00	1,840.81	16,324.72	0.00	0.00	425.28
10E280	2150	2130	00	280000		0.00	0.00	0.00	0.00	0.00	0.00
10E280	2150	2200	00	280000	District Speech Ins Ben	13,350.00	1,080.00	12,715.56	0.00	0.00	1,174.44
10E---	2150	2---	--	-----		31,890.00	2,920.81	30,039.99	0.00	0.00	2,390.01
10E920	2150	3320	00	920000	District Speech Travel	2,500.00	45.23	2,359.70	16.37	0.00	123.93
10E---	2150	3---	--	-----		2,500.00	45.23	2,359.70	16.37	0.00	123.93
10E920	2150	4100	00	920000	District Speech Supplies	945.00	0.00	803.09	0.00	131.55	10.36
10E920	2150	4130	00	920000	District Speech Testing Suppli	3,715.00	0.00	2,615.45	0.00	0.00	1,099.55
10E920	2150	4200	00	920000	District Bilingual Test Suppli	0.00	0.00	0.00	0.00	0.00	0.00
10E920	2150	4220	00	920000	District Speech Workbooks	0.00	0.00	0.00	0.00	0.00	0.00
10E---	2150	4---	--	-----		4,660.00	0.00	3,418.54	0.00	131.55	1,109.91
10E920	2150	5500	00	000000		3,285.00	0.00	3,285.00	0.00	0.00	0.00
10E---	2150	5---	--	-----		3,285.00	0.00	3,285.00	0.00	0.00	0.00
10E920	2150	6400	00	920000	District Speech Dues & Fees	675.00	0.00	675.00	0.00	0.00	0.00
10E---	2150	6---	--	-----		675.00	0.00	675.00	0.00	0.00	0.00
10E020	2190	1110	00	000000	Supervision Aide Salary	0.00	2,697.30	4,045.95	0.00	0.00	-2,697.30
10E020	2190	1210	00	000000	Sub Supervision Aide	0.00	89.25	89.25	0.00	0.00	-89.25

79

Account Level				2011-12	May 2011-12	2011-12	2011-12	Encumbered	2011-12
FDTLOC	FUNC	OBJ	SJ	Description	Budget	Monthly Activity	FY Activity	Batch Activity	Amount FYTD Avail Fnd -
10E---	2190	1---	--	-----	0.00	2,786.55	4,135.20	0.00	0.00 -2,786.55
10E020	2190	2130	00	000000	0.00	0.00	0.00	0.00	0.00
10E020	2190	2200	00	000000	4,297.00	361.20	4,083.91	0.00	0.00 393.69
10E---	2190	2---	--	-----	4,297.00	361.20	4,083.91	0.00	0.00 393.69
10E---	21--	----	--	-----	699,281.00	63,876.24	662,666.08	102.27	4,964.31 56,799.43
10E070	2210	1100	00	000000	2,300.00	85.00	1,636.38	0.00	0.00 663.62
10E100	2210	1100	00	100000	0.00	0.00	0.00	0.00	0.00
10E120	2210	1100	00	120000	11,110.00	1,275.00	8,439.17	0.00	0.00 2,670.83
10E330	2210	1100	00	330000	700.00	0.00	700.00	0.00	0.00
10E470	2210	1100	00	470000	5,114.00	0.00	5,113.66	0.00	0.00 0.34
10E500	2210	1100	00	500000	1,000.00	0.00	0.00	0.00	0.00 1,000.00
10E510	2210	1100	00	510000	765.00	0.00	765.00	0.00	0.00
10E530	2210	1100	00	530000	0.00	0.00	0.00	0.00	0.00
10E810	2210	1100	00	810000	0.00	0.00	0.00	0.00	0.00
10E070	2210	1110	00	000000	300.00	75.00	188.54	0.00	0.00 111.46
10E010	2210	1200	00	000000	500.00	0.00	0.00	0.00	0.00 500.00
0010E060	2210	1200	00	000000	0.00	0.00	0.00	0.00	0.00
10E100	2210	1200	00	100000	0.00	0.00	0.00	0.00	0.00
10E110	2210	1200	00	110000	0.00	0.00	0.00	0.00	0.00
10E330	2210	1200	00	330000	100.00	0.00	100.00	0.00	0.00
10E500	2210	1200	00	500000	8,000.00	1,360.00	9,405.00	0.00	0.00 -1,405.00
10E530	2210	1200	00	530000	5,500.00	1,105.00	5,957.00	0.00	0.00 -457.00
10E060	2210	1210	00	000000	0.00	0.00	0.00	0.00	0.00
10E---	2210	1---	--	-----	35,389.00	3,900.00	32,304.75	0.00	0.00 3,084.25
10E010	2210	2110	00	000000	50.00	0.00	0.00	0.00	0.00 50.00
10E060	2210	2110	00	000000	0.00	0.00	0.00	0.00	0.00
10E070	2210	2110	00	000000	913.00	20.69	534.72	0.00	0.00 378.28
10E100	2210	2110	00	100000	0.00	0.00	0.00	0.00	0.00
10E110	2210	2110	00	110000	0.00	0.00	0.00	0.00	0.00
10E120	2210	2110	00	120000	1,200.00	14.77	289.27	0.00	0.00 910.73
10E330	2210	2110	00	330000	230.00	0.00	229.47	0.00	0.00 0.53
10E470	2210	2110	00	470000	1,464.00	0.00	1,463.99	0.00	0.00 0.01
10E500	2210	2110	00	500000	2,501.00	289.66	1,781.83	0.00	0.00 719.17
10E510	2210	2110	00	510000	10.00	0.00	7.91	0.00	0.00 2.09
10E530	2210	2110	00	530000	894.00	187.74	1,029.12	0.00	0.00 -135.12
10E810	2210	2110	00	810000	0.00	0.00	0.00	0.00	0.00
10E330	2210	2130	00	330000	0.00	0.00	0.00	0.00	0.00
10E---	2210	2---	--	-----	7,262.00	512.86	5,336.31	0.00	0.00 1,925.69
10E100	2210	3140	00	100000	0.00	0.00	0.00	0.00	0.00
10E330	2210	3140	00	330000	0.00	0.00	0.00	0.00	0.00

Account Level				2011-12	May 2011-12	2011-12	2011-12	Encumbered	2011-12		
FDTLOC	FUNC	OBJ	SJ	Description	Budget	Monthly Activity	FY Activity	Batch Activity	Amount FYTD Avail Fnd -		
10E500	2210	3140	00	500000	Title I Consultant	20,000.00	0.00	10,518.40	0.00	0.00	9,481.60
10E530	2210	3140	00	530000	Title II Consultant	2,700.00	0.00	2,700.00	0.00	0.00	0.00
10E010	2210	3190	00	000000	Improv of Instruc Reg Dist	500.00	0.00	450.00	0.00	0.00	50.00
10E100	2210	3190	00	100000	Title I Improv Reg Fee	2,547.00	0.00	2,547.00	0.00	0.00	0.00
10E110	2210	3190	00	110000	EC 3-5 Pur Serv	0.00	0.00	0.00	0.00	0.00	0.00
10E120	2210	3190	00	120000	Laptop Pur Serv	23,217.00	1,861.56	23,573.62	0.00	1,620.00	-1,976.62
10E330	2210	3190	00	330000	Title II Purchase Serv	8,750.00	0.00	8,750.00	0.00	0.00	0.00
10E470	2210	3190	00	470000	21st Cent Pur Serv	158.00	0.00	158.00	0.00	0.00	0.00
10E500	2210	3190	00	500000	Title I Pur Serv	8,491.00	447.00	7,781.43	-100.00	0.00	809.57
10E530	2210	3190	00	530000	Title II Pur Serv	4,772.00	600.00	5,724.00	0.00	0.00	-952.00
10E680	2210	3190	00	680000	CHAT Pur Serv/Speaker	0.00	0.00	0.00	0.00	0.00	0.00
10E750	2210	3190	00	750000	TAOEP pur serv	0.00	0.00	0.00	0.00	0.00	0.00
10E010	2210	3320	00	000000	Improv of Instruc Mileage Dist	100.00	0.00	0.00	0.00	0.00	100.00
10E070	2210	3320	00	000000	21st Cent Mile	900.00	191.24	1,002.37	0.00	0.00	-102.37
10E090	2210	3320	00	000000	Cloud Grant Improv of Instr Tr	5,000.00	899.87	5,002.25	0.00	0.00	-2.25
10E090	2210	3320	00	090000	Cloud Grant Improv Inst Mileag	0.00	0.00	0.00	0.00	0.00	0.00
10E100	2210	3320	00	100000	Title I Improv Travel	1,664.00	0.00	1,663.88	0.00	0.00	0.12
10E110	2210	3320	00	110000	EC 3-5 Trav	0.00	0.00	0.00	0.00	0.00	0.00
10E110	2210	3320	01	110000	EC 0-3 Trav	0.00	0.00	0.00	0.00	0.00	0.00
10E330	2210	3320	00	330000	Title II Travel	1,487.00	0.00	1,486.55	0.00	0.00	0.45
10E470	2210	3320	00	470000	21st Cent Mileage	224.00	0.00	223.84	0.00	0.00	0.16
10E500	2210	3320	00	500000	Title I Travel	8,000.00	434.63	6,496.79	0.00	0.00	1,702.79
10E510	2210	3320	00	510000	At Risk Improv Trav	1,650.00	0.00	997.58	0.00	0.00	652.42
10E530	2210	3320	00	530000	Prior Yr Title II Travel	913.00	28.93	941.89	0.00	0.00	-28.89
10E550	2210	3320	00	550000	TAOEP Travel	1,496.00	0.00	1,547.69	0.00	0.00	-51.69
10E750	2210	3320	00	750000	TAOEP Travel	0.00	0.00	0.00	0.00	0.00	0.00
10E---	2210	3---	--	-----		92,569.00	4,463.23	81,565.29	-100.00	1,620.00	9,683.29
10E070	2210	4100	00	000000	Cent 21 Prof Dev Supp	0.00	0.00	0.00	0.00	0.00	0.00
10E100	2210	4100	00	100000	Title I Supp	0.00	0.00	0.00	0.00	0.00	0.00
10E120	2210	4100	00	120000		1,406.00	0.00	1,493.85	0.00	0.00	-87.85
10E330	2210	4100	00	330000	Title II Improv of Instruct Su	0.00	0.00	0.00	0.00	0.00	0.00
10E500	2210	4100	00	500000	Title I Supplies	500.00	0.00	0.00	0.00	0.00	500.00
10E530	2210	4100	00	530000	Title II Supplies	1,213.00	0.00	0.00	0.00	0.00	1,213.00
10E680	2210	4100	00	680000	CHAT Supplies	0.00	0.00	0.00	0.00	0.00	0.00
10E---	2210	4---	--	-----		3,119.00	0.00	1,493.85	0.00	0.00	1,625.15
10E120	2210	5500	00	120000	LAPTOP GRANT IMPRV INSTR EQUIP	8,823.00	0.00	8,823.00	0.00	0.00	0.00
10E---	2210	5---	--	-----		8,823.00	0.00	8,823.00	0.00	0.00	0.00
10E020	2220	1100	00	000000	ERES IMC Salary	51,550.00	4,289.56	50,095.10	0.00	0.00	3,899.68
10E040	2220	1100	00	000000	ERMS IMC Salary	0.00	0.00	0.00	0.00	0.00	0.00
10E050	2220	1100	00	000000	ERHS IMC Teach Sal	46,250.00	3,861.72	43,972.58	0.00	0.00	4,208.28

Account Level				2011-12	May 2011-12	2011-12	2011-12	Encumbered	2011-12		
FDTLOC	FUNC	OBJ	SJ	Description	Budget	Monthly Activity	FY Activity	Batch Activity	Amount FYTD Avail Fnd -		
10E020	2220	1110	00	000000	ERES IMC Aide/Asst Sal	16,250.00	1,202.16	15,358.92	0.00	0.00	1,492.16
10E040	2220	1110	00	000000	ERMS Aide/Asst Salary	57,000.00	5,311.12	53,380.60	0.00	0.00	6,279.96
10E050	2220	1110	00	000000	HS Lib TA	18,060.00	1,775.82	16,870.29	0.00	0.00	2,077.62
10E020	2220	1200	00	000000	ERES IMC Sub Sal	600.00	0.00	127.50	0.00	0.00	472.50
10E050	2220	1200	00	000000	ERHS IMC Sub Teach Sal	600.00	85.00	552.50	0.00	0.00	47.50
10E020	2220	1210	00	000000	ERES IMC Sub Aide/Asst	500.00	0.00	89.25	0.00	0.00	410.75
10E040	2220	1210	00	000000	ERMS IMC Sub Aide	500.00	0.00	0.00	0.00	0.00	500.00
10E---	2220	1---	--	-----		191,310.00	16,525.38	180,446.74	0.00	0.00	19,388.45
10E020	2220	2110	00	000000	ERES IMC TRS	6,000.00	671.68	6,007.64	0.00	0.00	27.60
10E050	2220	2110	00	000000	ERHS IMC TRS	5,445.00	605.74	5,446.34	0.00	0.00	-1.34
10E020	2220	2130	00	000000		0.00	0.00	0.00	0.00	0.00	0.00
10E040	2220	2130	00	000000		0.00	0.00	0.00	0.00	0.00	0.00
10E050	2220	2130	00	000000		0.00	0.00	0.00	0.00	0.00	0.00
10E020	2220	2200	00	000000	ERES IMC Ins Benefit	4,300.00	361.60	4,114.40	0.00	0.00	365.60
10E040	2220	2200	00	000000	ERMS IMC Ins Benefit	31.00	2.80	28.20	0.00	0.00	3.40
10E050	2220	2200	00	000000	ERHS IMC Ins Benefit	7,880.00	720.00	7,520.00	0.00	0.00	720.00
10E---	2220	2---	--	-----		23,656.00	2,361.82	23,116.58	0.00	0.00	1,115.26
10E020	2220	3140	00	000000	ERES Library Fees	100.00	0.00	20.99	0.00	0.00	79.01
10E050	2220	3190	00	000000	ERHS IMC Pur Service	2,700.00	0.00	718.00	0.00	0.00	1,982.00
10E020	2220	3230	00	000000	ERES IMC Repair/Maint	100.00	0.00	0.00	0.00	0.00	100.00
10E040	2220	3230	00	000000	ERMS IMC Rep/Maint	150.00	0.00	0.00	0.00	0.00	150.00
10E050	2220	3230	00	000000	ERHS IMC Rep/Maint	300.00	0.00	56.25	0.00	0.00	243.75
10E050	2220	3240	00	000000	ERHS IMC COPIER REPAIR	600.00	0.00	0.00	0.00	600.00	0.00
10E050	2220	3260	00	000000	ERHS IMC Postage	90.00	0.00	0.00	0.00	0.00	90.00
10E---	2220	3---	--	-----		4,040.00	0.00	795.24	0.00	600.00	2,644.76
10E020	2220	4100	00	000000	ERES IMC Supplies	1,700.00	89.95	1,746.65	0.00	0.00	-46.65
10E040	2220	4100	00	000000	ERMS IMC Supplies	1,500.00	0.00	1,182.23	0.00	3.91	313.86
10E050	2220	4100	00	000000	ERHS IMC Supplies	2,000.00	57.60	1,665.74	0.00	162.23	172.03
10E240	2220	4100	00	240000	IL St Library Grnt Supp	1,525.00	0.00	1,489.55	0.00	31.21	4.24
10E050	2220	4110	00	000000	ERHS IMC Video Purchase	500.00	0.00	494.99	0.00	0.00	5.01
10E020	2220	4300	00	000000	ERES IMC Books	2,700.00	0.00	2,698.77	0.00	0.00	1.23
10E040	2220	4300	00	000000	ERMS IMC Books	4,500.00	1,120.82	4,313.15	0.00	16.53	170.32
10E050	2220	4300	00	000000	ERHS IMC Books	3,800.00	0.00	3,642.03	0.00	72.92	85.05
10E020	2220	4400	00	000000	ERES IMC Periodicals	600.00	0.00	72.00	0.00	338.40	189.60
10E040	2220	4400	00	000000	ERMS IMC Periodicals	800.00	0.00	721.81	0.00	0.00	78.19
10E050	2220	4400	00	000000	ERHS IMC Periodicals	2,200.00	0.00	1,982.27	0.00	0.00	217.73
10E020	2220	4700	00	000000	ERES IMC Software	1,200.00	0.00	1,206.04	0.00	0.00	-6.04
10E040	2220	4700	00	000000	ERMS IMC Software	300.00	294.22	294.22	0.00	0.00	5.78
10E050	2220	4700	00	000000	ERHS IMC Software	160.00	0.00	0.00	0.00	0.00	160.00
10E---	2220	4---	--	-----		23,485.00	1,562.59	21,509.45	0.00	625.20	1,350.35

Account Level				2011-12	May 2011-12	2011-12	2011-12	Encumbered	2011-12
FDTLOC	FUNC	OBJ	SJ	Description	Budget	Monthly Activity	FY Activity	Batch Activity	Amount FYTD Avail Fnd -
10E020	2220	5500	00 000000	ERES IMC Equipment	21,400.00	0.00	21,395.56	0.00	0.00 4.44
10E040	2220	5500	00 000000	ERMS IMC Equip	0.00	0.00	0.00	0.00	0.00 0.00
10E050	2220	5500	00 000000	ERHS IMC Equip	900.00	0.00	0.00	0.00	0.00 900.00
10E---	2220	5---	--	-----	22,300.00	0.00	21,395.56	0.00	0.00 904.44
10E020	2220	6400	00 000000	ERES IMC Dues/Fees	700.00	0.00	700.00	0.00	0.00 0.00
10E040	2220	6400	00 000000	ERMS IMC Dues/Fees	700.00	0.00	700.00	0.00	0.00 0.00
10E050	2220	6400	00 000000	ERHS IMC Dues/Fees	50.00	0.00	0.00	0.00	0.00 50.00
10E---	2220	6---	--	-----	1,450.00	0.00	1,400.00	0.00	0.00 50.00
10E100	2230	3140	00 100000	Title I Scoring	0.00	0.00	0.00	0.00	0.00 0.00
10E500	2230	3140	00 500000	Title I Scoring	5,500.00	0.00	0.00	0.00	0.00 5,500.00
10E---	2230	3---	--	-----	5,500.00	0.00	0.00	0.00	0.00 5,500.00
10E100	2230	4100	00 100000	Title I Testing	0.00	0.00	0.00	0.00	0.00 0.00
10E500	2230	4100	00 500000	Title I Testing	0.00	0.00	0.00	0.00	0.00 0.00
10E---	2230	4---	--	-----	0.00	0.00	0.00	0.00	0.00 0.00
10E---	22--	----	--	-----	418,903.00	29,325.88	378,186.77	-100.00	2,845.20 47,271.64
10E010	2310	1110	00 000000	BOE Sec/Treasure Sal	7,000.00	517.80	6,235.21	0.00	0.00 1,170.82
10E---	2310	1---	--	-----	7,000.00	517.80	6,235.21	0.00	0.00 1,170.82
10E010	2310	2130	00 000000		0.00	0.00	0.00	0.00	0.00 0.00
10E---	2310	2---	--	-----	0.00	0.00	0.00	0.00	0.00 0.00
10E010	2310	3140	00 000000	District Feasibility Consultan	0.00	0.00	0.00	0.00	0.00 0.00
10E010	2310	3160	00 000000	BOE Architectural Fees	0.00	0.00	0.00	0.00	0.00 0.00
10E010	2310	3170	00 000000	BOE Audit Fee	9,700.00	0.00	9,700.00	0.00	0.00 0.00
10E010	2310	3180	00 000000	BOE Reg Chicago	15,689.00	-38.08	15,688.29	0.00	0.00 0.71
10E010	2310	3190	00 000000	BOE Other Pur Ser	10,611.00	30.00	7,441.19	0.00	0.00 3,169.81
10E220	2310	3190	00 220000	BOE Background Checks	0.00	0.00	0.00	0.00	0.00 0.00
10E010	2310	3230	00 000000	BOE Repair/Maint	100.00	0.00	0.00	0.00	0.00 100.00
10E010	2310	3320	00 000000	BOE Travel	650.00	163.00	572.14	543.00	0.00 -465.14
10E010	2310	3500	00 000000	BOE Advertising	5,000.00	304.50	5,043.63	0.00	0.00 -43.63
10E010	2310	3600	00 000000	BOE Printing	0.00	0.00	0.00	0.00	0.00 0.00
10E010	2310	3800	00 000000	BOE Pd Cert Life Ins	32,000.00	2,359.92	28,307.27	0.00	0.00 3,692.73
10E010	2310	3850	00 000000	BOE Unemployment Comp	0.00	0.00	0.00	0.00	0.00 0.00
10E---	2310	3---	--	-----	73,750.00	2,819.34	66,752.52	543.00	0.00 6,454.48
10E010	2310	4100	00 000000	BOE Supplies	6,500.00	461.48	5,798.98	0.00	0.00 701.02
10E010	2310	4110	00 000000	BOE Serv Awards Supp	500.00	0.00	0.00	169.00	0.00 331.00
10E---	2310	4---	--	-----	7,000.00	461.48	5,798.98	169.00	0.00 1,032.02
10E010	2310	5500	00 000000	BOE Equipment	0.00	0.00	0.00	0.00	0.00 0.00
10E---	2310	5---	--	-----	0.00	0.00	0.00	0.00	0.00 0.00
10E010	2310	6400	00 000000	BOE Dues/Fees	12,000.00	4,878.00	4,878.00	0.00	0.00 7,122.00
10E---	2310	6---	--	-----	12,000.00	4,878.00	4,878.00	0.00	0.00 7,122.00
10E010	2320	1100	00 000000	Superintendent Salary	150,000.00	13,109.66	143,195.30	0.00	0.00 13,659.53

CS

Account Level				2011-12	May 2011-12	2011-12	2011-12	Encumbered	2011-12
FDTLOC	FUNC	OBJ	SJ	Description	Budget	Monthly Activity	FY Activity	Batch Activity	Amount FYTD Avail Fnd -
10E010	2320	1110	00 000000	Supt Secretary Salary	52,300.00	3,853.70	50,330.85	0.00	0.00 3,896.00
10E---	2320	1---	--		202,300.00	16,963.36	193,526.15	0.00	0.00 17,555.53
10E010	2320	2110	00 000000	Superintendent TRS	19,000.00	1,539.58	17,740.48	0.00	0.00 2,064.55
10E010	2320	2130	00 000000		0.00	0.00	0.00	0.00	0.00 0.00
10E010	2320	2200	00 000000	Supt Office Ins Ben	11,780.00	981.44	11,288.96	0.00	0.00 981.76
10E---	2320	2---	--		30,780.00	2,521.02	29,029.44	0.00	0.00 3,046.31
10E010	2320	3190	00 000000	Supt Office Pur Serv	2,000.00	0.00	1,753.13	0.00	0.00 246.87
10E010	2320	3230	00 000000	Supt Office Repair/Maint	600.00	0.00	7.50	0.00	0.00 592.50
10E010	2320	3240	00 000000	Supt Office Copier Rep	500.00	0.00	54.00	0.00	0.00 446.00
10E010	2320	3250	00 000000	Supt Office Rental	4,800.00	0.00	4,428.00	0.00	0.00 372.00
10E010	2320	3260	00 000000	Supt Office Postage	250.00	0.00	12.72	0.00	0.00 237.28
10E010	2320	3320	00 000000	Supt Office Travel	5,000.00	9.21	4,279.65	0.00	0.00 720.35
10E010	2320	3400	00 000000	Supt Office Telephone	2,000.00	197.69	1,941.45	0.00	0.00 242.29
10E---	2320	3---	--		15,150.00	206.90	12,476.45	0.00	0.00 2,857.29
10E010	2320	4100	00 000000	Supt Office Supplies	4,000.00	0.00	3,864.07	0.00	0.00 135.93
10E010	2320	4240	00 000000	Supt Office Copier Paper	0.00	0.00	0.00	0.00	0.00 0.00
10E010	2320	4400	00 000000	Dist Off Subscription Renwl	200.00	0.00	230.44	0.00	0.00 -30.44
10E010	2320	4700	00 000000	Supt Office Software	1,000.00	0.00	335.00	0.00	0.00 665.00
10E---	2320	4---	--		5,200.00	0.00	4,429.51	0.00	0.00 770.49
10E010	2320	5500	00 000000	District Off Equipment	0.00	0.00	0.00	0.00	0.00 0.00
10E---	2320	5---	--		0.00	0.00	0.00	0.00	0.00 0.00
10E010	2320	6400	00 000000	Supt Office Dues/Fees	5,000.00	0.00	569.00	1,724.39	0.00 2,706.61
10E---	2320	6---	--		5,000.00	0.00	569.00	1,724.39	0.00 2,706.61
10E010	2330	1100	00 000000	Asst Supt/Cur Dir Sal	31,000.00	0.00	30,630.72	0.00	0.00 369.28
10E100	2330	1100	00 100000	Title I Admin Sal	0.00	0.00	0.00	0.00	0.00 0.00
10E500	2330	1100	00 500000	Title Admin Salary	11,617.00	0.00	11,616.99	0.00	0.00 0.01
10E010	2330	1110	00 000000	Asst Supt Sec Sal	25,045.00	2,046.00	23,932.81	0.00	0.00 2,385.19
10E070	2330	1110	00 000000	Cent 21 Sec Sal	5,300.00	1,060.00	5,321.83	0.00	0.00 -21.83
10E100	2330	1110	00 100000	Title I Admin Sec Sal	0.00	0.00	0.00	0.00	0.00 0.00
10E110	2330	1110	00 110000	PreK Admin Sec Sal	0.00	0.00	0.00	0.00	0.00 0.00
10E470	2330	1110	00 470000	21st Cent Sec Sal	0.00	0.00	0.00	0.00	0.00 0.00
10E500	2330	1110	00 500000	Title I Admin Sec Salary	2,455.00	0.00	2,454.99	0.00	0.00 0.01
10E510	2330	1110	00 510000	PreK Adm Sec Sal Prior	1,708.00	0.00	1,707.99	0.00	0.00 0.01
10E---	2330	1---	--		77,125.00	3,106.00	75,665.33	0.00	0.00 2,732.67
10E010	2330	2110	00 000000	Asst Supt TRS	4,700.00	0.00	3,508.67	0.00	0.00 1,191.33
10E070	2330	2110	00 000000	Cent 21 TRS	2,138.00	436.26	2,181.26	0.00	0.00 -43.26
10E100	2330	2110	00 100000	Title I Admin TRS	0.00	0.00	0.00	0.00	0.00 0.00
10E500	2330	2110	00 500000	Title I TRS	4,559.00	0.00	4,558.35	0.00	0.00 0.65
10E010	2330	2130	00 000000		0.00	0.00	0.00	0.00	0.00 0.00
10E100	2330	2130	00 100000		0.00	0.00	0.00	0.00	0.00 0.00

84

				Account Level	2011-12	May 2011-12	2011-12	2011-12	Encumbered	2011-12
FDTLOC	FUNC	OBJ	SJ	Description	Budget	Monthly Activity	FY Activity	Batch Activity	Amount	FYTD Avail Fnd -
10E470	2330	2130	00	470000	0.00	0.00	0.00	0.00	0.00	0.00
10E010	2330	2200	00	000000	5,743.00	360.00	4,907.40	0.00	0.00	1,015.60
10E---	2330	2---	--	-----	17,140.00	796.26	15,155.68	0.00	0.00	2,164.32
10E100	2330	3170	00	100000	0.00	0.00	0.00	0.00	0.00	0.00
10E500	2330	3170	00	500000	750.00	0.00	750.00	0.00	0.00	0.00
10E010	2330	3320	00	000000	1,500.00	280.24	1,489.05	0.00	0.00	17.93
10E100	2330	3320	00	100000	0.00	0.00	0.00	0.00	0.00	0.00
10E500	2330	3320	00	500000	0.00	0.00	0.00	0.00	0.00	0.00
10E---	2330	3---	--	-----	2,250.00	280.24	2,239.05	0.00	0.00	17.93
10E100	2330	4100	00	100000	0.00	0.00	0.00	0.00	0.00	0.00
10E500	2330	4100	00	500000	506.00	0.00	192.95	0.00	0.00	313.05
10E---	2330	4---	--	-----	506.00	0.00	192.95	0.00	0.00	313.05
10E010	2330	6400	00	000000	3,000.00	0.00	150.00	1,368.60	0.00	1,481.40
10E---	2330	6---	--	-----	3,000.00	0.00	150.00	1,368.60	0.00	1,481.40
10E280	2331	1100	00	280000	78,683.00	6,531.84	75,366.16	0.00	0.00	6,832.76
10E280	2331	1110	00	280000	19,000.00	1,316.44	17,139.28	0.00	0.00	3,082.64
10E510	2331	1110	00	510000	3,416.00	230.38	2,793.38	0.00	0.00	2,389.98
10E---	2331	1---	--	-----	101,099.00	8,078.66	95,298.82	0.00	0.00	12,305.38
10E280	2331	2110	00	280000	9,500.00	767.10	8,850.99	0.00	0.00	1,061.92
10E280	2331	2130	00	280000	0.00	0.00	0.00	0.00	0.00	0.00
10E280	2331	2200	00	280000	7,650.00	720.00	6,842.40	0.00	0.00	1,167.60
10E---	2331	2---	--	-----	17,150.00	1,487.10	15,693.39	0.00	0.00	2,229.52
10E920	2331	3190	00	920000	2,000.00	0.00	1,795.00	0.00	0.00	205.00
10E920	2331	3230	00	920000	100.00	0.00	173.12	0.00	0.00	-73.12
10E920	2331	3240	00	920000	250.00	48.00	48.00	0.00	102.00	100.00
10E920	2331	3260	00	920000	0.00	0.00	0.00	0.00	0.00	0.00
10E920	2331	3320	00	920000	1,000.00	39.78	593.35	0.00	0.00	406.65
10E920	2331	3400	00	920000	0.00	0.00	0.00	0.00	0.00	0.00
10E---	2331	3---	--	-----	3,350.00	87.78	2,609.47	0.00	102.00	638.53
10E920	2331	4100	00	920000	3,100.00	401.79	2,639.02	0.00	372.91	88.07
10E920	2331	4130	00	920000	0.00	0.00	0.00	0.00	0.00	0.00
10E920	2331	4240	00	920000	0.00	0.00	0.00	0.00	0.00	0.00
10E920	2331	4700	00	920000	0.00	0.00	0.00	0.00	0.00	0.00
10E---	2331	4---	--	-----	3,100.00	401.79	2,639.02	0.00	372.91	88.07
10E920	2331	5400	00	920000	0.00	0.00	0.00	0.00	0.00	0.00
10E920	2331	5500	00	920000	0.00	0.00	0.00	0.00	0.00	0.00
10E---	2331	5---	--	-----	0.00	0.00	0.00	0.00	0.00	0.00
10E920	2331	6400	00	920000	300.00	0.00	0.00	0.00	0.00	300.00
10E---	2331	6---	--	-----	300.00	0.00	0.00	0.00	0.00	300.00
10E320	2333	1100	00	320000	0.00	5,859.26	9,088.89	0.00	0.00	-5,859.26

Account Level				2011-12	May 2011-12	2011-12	2011-12	Encumbered	2011-12		
FDTLOC	FUNC	OBJ	SJ	Description	Budget	Monthly Activity	FY Activity	Batch Activity	Amount	FYTD Avail	Fnd -
10E---	2333	1---	--	-----	0.00	5,859.26	9,088.89	0.00	0.00		-5,859.26
10E320	2333	2110	00	320000 BLDG/GROUNDS DIR TRS	7,900.00	688.12	6,727.37	0.00	0.00		1,551.92
10E320	2333	2200	00	320000	4,000.00	209.70	2,039.40	0.00	0.00		2,065.45
10E---	2333	2---	--	-----	11,900.00	897.82	8,766.77	0.00	0.00		3,617.37
10E---	23--	----	--	-----	595,100.00	49,362.81	551,194.63	3,804.99	474.91		62,744.53
10E020	2410	1100	00	000000 ERES Prin Sal	156,000.00	16,118.90	146,632.25	0.00	0.00		17,627.20
10E040	2410	1100	00	000000 ERMS Principal Sal	72,128.00	7,586.62	69,377.18	0.00	0.00		6,844.13
10E050	2410	1100	00	000000 ERHS Principal Salary	144,535.00	15,005.64	137,101.36	0.00	0.00		15,486.46
10E020	2410	1110	00	000000 ERES Sec Sal	108,045.00	9,076.84	100,051.11	0.00	0.00		12,482.31
10E040	2410	1110	00	000000 ERMS Secretarial Sal	32,500.00	2,085.50	30,498.24	0.00	0.00		3,344.51
10E050	2410	1110	00	000000 ERHS Principal Sec Sal	75,000.00	5,763.52	71,477.41	0.00	0.00		7,064.35
10E020	2410	1210	00	000000 ERES Sub Sec Sal	2,000.00	0.00	1,038.33	0.00	0.00		961.67
10E040	2410	1210	00	000000 ERMS Sub Secretary Sal	6,500.00	0.00	6,018.00	0.00	0.00		482.00
10E050	2410	1210	00	000000 ERHS Princ Sub Sec Sal	1,000.00	0.00	601.12	0.00	0.00		398.88
10E---	2410	1---	--	-----	597,708.00	55,637.02	562,795.00	0.00	0.00		64,691.51
10E020	2410	2110	00	000000 ERES Prin TRS	23,500.00	2,153.48	22,213.18	0.00	0.00		1,866.11
10E040	2410	2110	00	000000 ERMS Principal TRS	12,000.00	1,187.94	10,756.88	0.00	0.00		1,278.36
10E050	2410	2110	00	000000 ERHS Principal TRS	22,000.00	1,762.24	20,348.43	0.00	0.00		2,597.30
10E020	2410	2130	00	000000	0.00	0.00	0.00	0.00	0.00		0.00
10E040	2410	2130	00	000000	0.00	0.00	0.00	0.00	0.00		0.00
10E050	2410	2130	00	000000	0.00	0.00	0.00	0.00	0.00		0.00
10E020	2410	2200	00	000000 ERES Prin Ins Benefit	800.00	8.40	774.20	0.00	0.00		30.00
10E040	2410	2200	00	000000 ERMS Prin Ins Ben	4,710.00	361.20	4,136.80	0.00	0.00		753.80
10E050	2410	2200	00	000000 ERHS Principals Ins Ben	13,700.00	1,082.40	13,127.00	0.00	0.00		1,114.20
10E---	2410	2---	--	-----	76,710.00	6,555.66	71,356.49	0.00	0.00		7,639.77
10E020	2410	3190	00	000000 ERES Prin Off Pur Serv	3,760.00	0.00	4,082.66	88.90	0.00		-411.56
10E040	2410	3190	00	000000 ERMS Prin Purchase Serv	0.00	0.00	3,312.66	5.50	0.00		-3,318.16
10E050	2410	3190	00	000000 ERHS Principal Pur Serv	5,000.00	437.00	4,936.23	2,050.77	0.00		-1,987.00
10E020	2410	3230	00	000000 ERES Prin Off Rep/Maint	50.00	0.00	0.00	0.00	0.00		50.00
10E040	2410	3230	00	000000 ERMS Prin Rep/Maint	100.00	0.00	78.00	0.00	0.00		22.00
10E050	2410	3230	00	000000 ERHS Princ Rep/Maint	500.00	0.00	440.15	0.00	0.00		59.85
10E020	2410	3240	00	000000 ERES Prin Copier Repair	500.00	0.00	102.00	0.00	402.00		-4.00
10E040	2410	3240	00	000000 ERMS Prin Copier Repair	450.00	42.00	90.00	0.00	310.00		50.00
10E050	2410	3240	00	000000 ERHS Prin Copier Repair	500.00	0.00	305.75	0.00	382.00		-187.75
10E020	2410	3320	00	000000 ERES Prin Off Travel	1,500.00	222.01	2,679.59	103.79	0.00		-857.81
10E040	2410	3320	00	000000 ERMS Prin Travel	2,500.00	36.63	2,350.27	0.00	0.00		199.30
10E050	2410	3320	00	000000 ERHS Principal Travel	1,500.00	36.63	1,827.74	0.00	0.00		-327.74
10E020	2410	3400	00	000000 ERES Prin Off Telephone	8,000.00	673.66	6,881.23	0.00	0.00		1,788.02
10E040	2410	3400	00	000000 ERMS Prin Telephone	3,500.00	305.38	3,128.49	0.00	0.00		668.45
10E050	2410	3400	00	000000 ERHS Principal Telephone	7,000.00	521.25	6,415.84	0.00	0.00		1,109.20

Account Level				2011-12	May 2011-12	2011-12	2011-12	Encumbered	2011-12
FDTLOC	FUNC	OBJ	SJ	Description	Budget	Monthly Activity	FY Activity	Batch Activity	Amount FYTD Avail Fnd -
10E020	2410	3600	00 000000	ERES Printing	4,000.00	0.00	3,122.80	0.00	3,911.87 -3,034.67
10E040	2410	3600	00 000000	ERMS Printing	4,000.00	136.75	4,032.92	0.00	0.00 -32.92
10E050	2410	3600	00 000000	ERHS Printing	8,000.00	0.00	7,735.61	0.00	500.00 -235.61
10E---	2410	3---	--	-----	50,860.00	2,411.31	51,521.94	2,248.96	5,505.87 -6,450.40
10E020	2410	4100	00 000000	ERES Prin Off Supplies	6,300.00	148.50	4,657.31	1,264.08	1,251.39 -872.78
10E040	2410	4100	00 000000	ERMS Prin Supplies	6,000.00	68.85	4,193.89	0.00	1,308.87 497.24
10E050	2410	4100	00 000000	ERHS Principal Supplies	9,000.00	-955.00	6,514.29	72.40	1,089.81 1,323.50
10E020	2410	4240	00 000000	ERES Copier Toner	900.00	0.00	765.00	0.00	0.00 135.00
10E050	2410	4240	00 000000	ERHS Prin Copier Toner	600.00	0.00	600.00	0.00	450.00 -450.00
10E020	2410	4250	00 000000	ERES Copier Parts	1,200.00	0.00	943.00	0.00	700.00 -443.00
10E050	2410	4400	00 000000	ERHS Prin Subscriptions	0.00	0.00	0.00	0.00	0.00 0.00
10E020	2410	4700	00 000000	ERES Prin Off Software	200.00	0.00	0.00	0.00	0.00 200.00
10E040	2410	4700	00 000000	ERMS Prin Software	0.00	0.00	0.00	0.00	0.00 0.00
10E050	2410	4700	00 000000	ERHS Principal Software	100.00	0.00	0.00	0.00	0.00 100.00
10E---	2410	4---	--	-----	24,300.00	-737.65	17,673.49	1,336.48	4,800.07 489.96
10E020	2410	5500	00 000000	ERES Principal Equip	0.00	0.00	0.00	0.00	0.00 0.00
10E040	2410	5500	00 000000	ERMS Principal Equip	724.00	0.00	724.00	0.00	0.00 0.00
10E050	2410	5500	00 000000	ERHS Principal Equip	0.00	0.00	0.00	0.00	0.00 0.00
10E---	2410	5---	--	-----	724.00	0.00	724.00	0.00	0.00 0.00
10E020	2410	6400	00 000000	ERES Prin Dues/Fees	1,500.00	0.00	1,365.00	0.00	0.00 135.00
10E040	2410	6400	00 000000	ERMS Prin Dues/Fees	1,000.00	0.00	541.50	0.00	0.00 458.50
10E050	2410	6400	00 000000	ERHS Principal Dues/Fees	3,100.00	725.00	2,571.56	0.00	0.00 528.44
10E---	2410	6---	--	-----	5,600.00	725.00	4,478.06	0.00	0.00 1,121.94
10E---	24--	----	--	-----	755,902.00	64,591.34	708,548.98	3,585.44	10,305.94 67,492.78
10E010	2520	1110	00 000000	Fiscal Service Salaries	100,500.00	7,374.40	96,481.55	0.00	0.00 8,305.65
10E---	2520	1---	--	-----	100,500.00	7,374.40	96,481.55	0.00	0.00 8,305.65
10E010	2520	2110	00 000000		0.00	0.00	0.00	0.00	0.00 0.00
10E010	2520	2130	00 000000		0.00	0.00	0.00	0.00	0.00 0.00
10E010	2520	2200	00 000000	Fiscal Service Ins Ben	8,650.00	720.00	8,280.00	0.00	0.00 730.00
10E---	2520	2---	--	-----	8,650.00	720.00	8,280.00	0.00	0.00 730.00
10E010	2520	3100	00 000000	Medicaid Fee	0.00	0.00	0.00	0.00	0.00 0.00
10E010	2520	3190	00 000000	Fiscal Service Pur Serv	20,000.00	114.48	19,839.75	95.73	0.00 64.52
10E010	2520	3230	00 000000	Fiscal Sevice Repair/Maint	500.00	0.00	38.00	0.00	0.00 462.00
10E010	2520	3320	00 000000	Fiscal Service Travel	3,500.00	42.18	3,565.69	23.31	0.00 -89.00
10E---	2520	3---	--	-----	24,000.00	156.66	23,443.44	119.04	0.00 437.52
10E010	2520	4100	00 000000	Fiscal Service Supplies	500.00	318.37	366.03	0.00	0.00 133.97
10E010	2520	4700	00 000000	Fiscal Service Software	0.00	0.00	0.00	0.00	0.00 0.00
10E---	2520	4---	--	-----	500.00	318.37	366.03	0.00	0.00 133.97
10E010	2520	5500	00 000000	Fiscal Service Equipment	0.00	0.00	0.00	0.00	0.00 0.00
10E---	2520	5---	--	-----	0.00	0.00	0.00	0.00	0.00 0.00

Account Level				2011-12	May 2011-12	2011-12	2011-12	Encumbered	2011-12
FDTLOC	FUNC	OBJ	SJ	Description	Budget	Monthly Activity	FY Activity	Batch Activity	Amount FYTD Avail Fnd -
10E010	2521	3190	00 000000	Mattoon Coop Wrhs Rental	1,227.00	0.00	1,226.56	0.00	0.00 0.44
10E---	2521	3---	--		1,227.00	0.00	1,226.56	0.00	0.00 0.44
10E010	2521	4100	00 000000		0.00	0.00	0.00	0.00	0.00 0.00
10E---	2521	4---	--		0.00	0.00	0.00	0.00	0.00 0.00
10E020	2540	1110	00 000000	ERES Cust Sal	132,000.00	9,978.56	116,289.24	0.00	0.00 22,256.09
10E040	2540	1110	00 000000	ERMS Cust Salary	108,000.00	9,310.05	102,851.88	0.00	0.00 10,743.18
10E050	2540	1110	00 000000	ERHS Cust Salary	238,200.00	21,789.92	223,189.18	0.00	0.00 27,101.19
10E020	2540	1210	00 000000	ERES Cust Sub Sal	10,000.00	1,208.25	7,504.97	0.00	0.00 3,219.53
10E040	2540	1210	00 000000	ERMS Cust Sub Sal	3,000.00	1,419.75	4,295.25	0.00	0.00 -1,133.25
10E050	2540	1210	00 000000	ERHS Cust Sub Salary	6,000.00	324.00	5,724.00	0.00	0.00 753.00
10E---	2540	1---	--		497,200.00	44,030.53	459,854.52	0.00	0.00 62,939.74
10E020	2540	2130	00 000000		0.00	0.00	0.00	0.00	0.00 0.00
10E040	2540	2130	00 000000		0.00	0.00	0.00	0.00	0.00 0.00
10E050	2540	2130	00 000000		0.00	0.00	0.00	0.00	0.00 0.00
10E020	2540	2200	00 000000	ERES Cust Ins Benefit	13,000.00	1,081.20	12,423.80	0.00	0.00 1,116.80
10E040	2540	2200	00 000000	ERMS Cust Ins Ben	12,960.00	960.00	12,180.00	0.00	0.00 1,380.00
10E050	2540	2200	00 000000	ERHS Cust Ins Ben	27,000.00	2,160.00	25,740.00	0.00	0.00 2,340.00
10E---	2540	2---	--		52,960.00	4,201.20	50,343.80	0.00	0.00 4,836.80
10E010	2540	4650	00 000000	ADMIN Natural Gas	1,000.00	27.99	573.86	0.00	0.00 426.14
10E020	2540	4650	00 000000	ERES Natural Gas	13,500.00	416.83	11,949.93	0.00	0.00 1,550.07
10E040	2540	4650	00 000000	ERMS Natural Gas	6,000.00	247.19	5,278.35	0.00	0.00 721.65
10E050	2540	4650	00 000000	ERHS Natural Gas	40,000.00	1,049.82	34,682.65	0.00	0.00 5,317.35
10E020	2540	4660	00 000000	ERES Electric	138,000.00	12,154.29	123,347.84	0.00	0.00 14,652.16
10E040	2540	4660	00 000000	ERMS Electric	70,000.00	6,156.89	62,347.36	0.00	0.00 7,652.64
10E050	2540	4660	00 000000	ERHS Electric	92,000.00	7,457.76	82,337.61	0.00	0.00 9,662.39
10E---	2540	4---	--		360,500.00	27,510.77	320,517.60	0.00	0.00 39,982.40
10E070	2550	1110	00 000000	Cent 7 trans sal	1,316.00	0.00	0.00	0.00	0.00 1,316.00
10E100	2550	1110	00 100000	Summer School Trans Sal	2,549.00	0.00	2,548.56	0.00	0.00 0.44
10E110	2550	1110	00 110000	PreK Transport Sal	0.00	0.00	0.00	0.00	0.00 0.00
10E210	2550	1110	00 210000	ROE Pre K Bus/Aide Sal	7,500.00	0.00	0.00	0.00	0.00 7,500.00
10E470	2550	1110	00 470000	21st Cent Tran Sal	677.00	0.00	676.40	0.00	0.00 0.60
10E500	2550	1110	00 500000	Summer School Trans Sal	3,000.00	0.00	0.00	0.00	0.00 3,000.00
10E510	2550	1110	00 510000	At Risk Trans Sal	40,838.00	4,570.77	39,746.28	0.00	0.00 1,960.61
10E---	2550	1---	--		55,880.00	4,570.77	42,971.24	0.00	0.00 13,777.65
10E110	2550	2130	00 110000		0.00	0.00	0.00	0.00	0.00 0.00
10E---	2550	2---	--		0.00	0.00	0.00	0.00	0.00 0.00
10E080	2550	3230	00 000000	Van Repair / Maintenance	3,500.00	0.00	1,237.70	1,342.64	0.00 919.66
10E070	2550	3310	00 000000	21st Cent Field Trip	9,935.00	3,949.83	7,562.46	0.00	0.00 2,372.54
10E100	2550	3310	00 100000	Title I Summer School	2,257.00	0.00	2,257.00	0.00	0.00 0.00
10E110	2550	3310	00 110000	Pre-K Trans Operations	0.00	0.00	0.00	0.00	0.00 0.00

				Account Level	2011-12	May 2011-12	2011-12	2011-12	Encumbered	2011-12
FDTLOC	FUNC	OBJ	SJ	Description	Budget	Monthly Activity	FY Activity	Batch Activity	Amount	FYTD Avail Fnd -
10E210	2550	3310	00	210000 ROE Pre K Trans Operations	1,000.00	0.00	629.29	0.00	0.00	370.71
10E470	2550	3310	00	470000 21st Cent Trans Serv	5,902.00	0.00	5,902.05	0.00	0.00	-0.05
10E500	2550	3310	00	500000 Title I Trans Operation Exp.	3,000.00	0.00	0.00	0.00	0.00	3,000.00
10E510	2550	3310	00	510000 PreK Trans Operation Exp	0.00	790.72	790.72	0.00	0.00	-790.72
10E080	2550	3400	00	000000 Bus Barn Telephone	7,000.00	339.21	6,129.16	0.00	0.00	1,222.07
10E080	2550	3700	00	000000 Bus Barn Water/Sewer	500.00	0.00	272.00	0.00	0.00	228.00
10E---	2550	3---	--	-----	33,094.00	5,079.76	24,780.38	1,342.64	0.00	7,322.21
10E080	2550	4100	00	000000 Van Supplies	3,000.00	0.00	1,671.40	0.00	0.00	1,328.60
10E080	2550	4640	00	000000 Bus Barn Van Fuel(Wh/Sil)	10,000.00	1,245.55	1,330.55	0.00	0.00	8,669.45
10E080	2550	4650	00	000000 Bus Barn Natural Gas	1,900.00	45.01	1,767.19	0.00	0.00	132.81
10E080	2550	4660	00	000000 Bus Barn Electric	4,500.00	208.63	3,704.86	0.00	0.00	795.14
10E---	2550	4---	--	-----	19,400.00	1,499.19	8,474.00	0.00	0.00	10,926.00
10E510	2551	1110	00	510000 At Risk New Bus/Aide Sal	0.00	0.00	0.00	0.00	0.00	0.00
10E---	2551	1---	--	-----	0.00	0.00	0.00	0.00	0.00	0.00
10E420	2560	1110	00	420000 Food Service Salary	345,000.00	31,619.66	334,106.78	0.00	0.00	33,503.10
10E420	2560	1210	00	420000 Food Service Sub Sal	12,500.00	1,162.38	12,379.67	0.00	0.00	264.83
10E---	2560	1---	--	-----	357,500.00	32,782.04	346,486.45	0.00	0.00	33,767.93
10E420	2560	2110	00	420000	0.00	0.00	0.00	0.00	0.00	0.00
10E420	2560	2130	00	420000	0.00	0.00	0.00	0.00	0.00	0.00
10E420	2560	2200	00	420000 Food Service Ins Ben	36,000.00	2,895.20	33,863.20	0.00	0.00	3,582.80
10E---	2560	2---	--	-----	36,000.00	2,895.20	33,863.20	0.00	0.00	3,582.80
10E350	2560	3140	00	350000 Food Service Train,Lic	1,759.00	0.00	1,759.00	0.00	0.00	0.00
10E350	2560	3190	00	350000 Food Service Purch Serv	500.00	0.00	388.97	210.00	0.00	-98.97
10E350	2560	3230	00	350000 Food Service Rep/Maint	0.00	0.00	0.00	0.00	0.00	0.00
10E350	2560	3260	00	350000 Food Service Postage	100.00	0.00	22.36	0.00	0.00	77.64
10E350	2560	3320	00	350000 Food Service Travel	950.00	63.83	884.30	30.88	0.00	34.82
10E---	2560	3---	--	-----	3,309.00	63.83	3,054.63	240.88	0.00	13.49
10E110	2560	4100	00	110000 PreK Food Serv Supp	205.00	0.00	204.25	0.00	0.00	0.75
10E210	2560	4100	00	210000 ROE At-Risk Snacks	500.00	0.00	0.00	0.00	0.00	500.00
10E420	2560	4100	00	420000 Food Service Supplies	375,000.00	31,676.30	357,166.88	1,150.73	810.98	15,871.41
10E510	2560	4100	00	510000 Pre K Food Supp	5,100.00	-779.25	1,653.29	1,066.49	41.97	2,338.25
10E510	2560	4110	00	510000 0-3 Food Serv Suppl	5,000.00	249.47	750.85	1,723.22	1,225.28	1,300.65
10E420	2560	4640	00	420000 Food Service Fuel	500.00	0.00	0.00	0.00	0.00	500.00
10E420	2560	4700	00	420000 Food Service Software	300.00	0.00	220.00	0.00	0.00	80.00
10E---	2560	4---	--	-----	386,605.00	31,146.52	359,995.27	3,940.44	2,078.23	20,591.06
10E430	2560	5500	00	430000 Food Serv Equip	35,000.00	0.00	32,562.09	0.00	1,589.99	847.92
10E---	2560	5---	--	-----	35,000.00	0.00	32,562.09	0.00	1,589.99	847.92
10E---	25--	----	--	-----	1,972,325.00	162,349.24	1,812,700.76	5,643.00	3,668.22	208,195.58
10E070	2620	1100	00	000000 21st Cent Eval Sal	1,995.00	319.00	621.50	0.00	0.00	1,373.50
10E010	2620	1110	00	000000 JFF research sal	660.00	0.00	660.00	0.00	0.00	0.00

60

Account Level				2011-12	May 2011-12	2011-12	2011-12	Encumbered	2011-12
FDTLOC	FUNC	OBJ	SJ	Description	Budget	Monthly Activity	FY Activity	Batch Activity	Amount FYTD Avail Fnd -
10E---	2620	1---	--	-----	2,655.00	319.00	1,281.50	0.00	0.00 1,373.50
10E070	2620	2110	00	000000	725.00	118.80	231.46	0.00	0.00 493.54
10E---	2620	2---	--	-----	725.00	118.80	231.46	0.00	0.00 493.54
10E010	2620	3190	00	000000	24,000.00	0.00	18,989.10	0.00	0.00 5,010.90
10E070	2620	3190	00	000000	0.00	0.00	0.00	0.00	0.00 0.00
10E470	2620	3190	00	470000	1,327.00	0.00	1,326.50	0.00	0.00 0.50
10E070	2620	3320	00	000000	0.00	0.00	0.00	0.00	0.00 0.00
10E470	2620	3320	00	470000	0.00	0.00	0.00	0.00	0.00 0.00
10E---	2620	3---	--	-----	25,327.00	0.00	20,315.60	0.00	0.00 5,011.40
10E010	2620	4100	00	000000	1,000.00	0.00	299.86	0.00	0.00 700.14
10E070	2620	4100	00	000000	100.00	0.00	0.00	0.00	0.00 100.00
10E470	2620	4100	00	470000	49.00	0.00	48.57	0.00	0.00 0.43
10E---	2620	4---	--	-----	1,149.00	0.00	348.43	0.00	0.00 800.57
10E010	2630	3400	00	000000	7,163.00	0.00	7,163.00	0.00	0.00 0.00
10E---	2630	3---	--	-----	7,163.00	0.00	7,163.00	0.00	0.00 0.00
10E010	2660	1100	00	000000	59,500.00	4,940.92	56,933.34	0.00	0.00 5,337.12
10E010	2660	1110	00	000000	75,000.00	6,472.17	71,736.71	0.00	0.00 7,140.94
10E---	2660	1---	--	-----	134,500.00	11,413.09	128,670.05	0.00	0.00 12,478.06
10E010	2660	2110	00	000000	7,000.00	773.70	6,998.54	0.00	0.00 36.70
10E010	2660	2130	00	000000	0.00	0.00	0.00	0.00	0.00 0.00
10E010	2660	2200	00	000000	9,375.00	721.20	8,453.20	0.00	0.00 1,282.40
10E---	2660	2---	--	-----	16,375.00	1,494.90	15,451.74	0.00	0.00 1,319.10
10E010	2660	3190	00	000000	44,000.00	8,827.00	34,858.51	0.00	0.00 9,141.49
10E010	2660	3230	00	000000	0.00	0.00	0.00	0.00	0.00 0.00
10E010	2660	3320	00	000000	0.00	0.00	0.00	0.00	0.00 0.00
10E---	2660	3---	--	-----	44,000.00	8,827.00	34,858.51	0.00	0.00 9,141.49
10E010	2660	4100	00	000000	58,000.00	0.00	55,600.63	0.00	0.00 2,399.37
10E010	2660	4700	00	000000	15,000.00	0.00	4,860.00	0.00	4,608.00 5,532.00
10E---	2660	4---	--	-----	73,000.00	0.00	60,460.63	0.00	4,608.00 7,931.37
10E010	2660	5500	00	000000	6,000.00	0.00	4,685.00	0.00	0.00 1,315.00
10E---	2660	5---	--	-----	6,000.00	0.00	4,685.00	0.00	0.00 1,315.00
10E---	26--	----	--	-----	310,894.00	22,172.79	273,465.92	0.00	4,608.00 39,864.03
10E070	2900	1100	00	000000	9,296.00	198.00	9,301.45	0.00	0.00 -5.45
10E470	2900	1100	00	470000	396.00	0.00	396.00	0.00	0.00 0.00
10E---	2900	1---	--	-----	9,692.00	198.00	9,697.45	0.00	0.00 -5.45
10E070	2900	2110	00	000000	2,900.00	73.73	2,730.32	0.00	0.00 169.68
10E470	2900	2110	00	470000	148.00	0.00	147.48	0.00	0.00 0.52
10E---	2900	2---	--	-----	3,048.00	73.73	2,877.80	0.00	0.00 170.20
10E070	2900	4100	00	000000	200.00	36.19	123.97	0.00	0.00 76.03
10E---	2900	4---	--	-----	200.00	36.19	123.97	0.00	0.00 76.03

06

Account Level				2011-12	May 2011-12	2011-12	2011-12	Encumbered	2011-12
FDTLOC	FUNC	OBJ	SJ	Description	Budget	Monthly Activity	FY Activity	Batch Activity	Amount FYTD Avail Fnd -
10E---	29--	----	--	-----	12,940.00	307.92	12,699.22	0.00	0.00 240.78
10E070	3000	1100	00	000000	2,376.00	150.07	2,674.10	0.00	0.00 -298.10
10E100	3000	1100	00	100000	3,576.00	0.00	3,575.20	0.00	0.00 0.80
10E110	3000	1100	00	110000	2,496.00	0.00	2,495.68	0.00	0.00 0.32
10E500	3000	1100	00	500000	19,250.00	1,894.84	18,000.98	0.00	0.00 2,196.44
10E510	3000	1100	00	510000	75,000.00	7,327.80	64,982.46	0.00	0.00 13,810.14
10E100	3000	1110	00	100000	0.00	0.00	0.00	0.00	0.00 0.00
10E500	3000	1110	00	500000	500.00	30.00	426.12	0.00	0.00 73.88
10E100	3000	1300	00	100000	0.00	0.00	0.00	0.00	0.00 0.00
10E500	3000	1300	00	500000	5,194.00	682.00	5,674.05	0.00	0.00 -117.05
10E---	3000	1---	--	-----	108,392.00	10,084.71	97,828.59	0.00	0.00 15,666.43
10E070	3000	2110	00	000000	932.00	18.44	730.47	0.00	0.00 201.53
10E100	3000	2110	00	100000	0.00	0.00	0.00	0.00	0.00 0.00
10E110	3000	2110	00	110000	0.00	0.00	0.00	0.00	0.00 0.00
10E500	3000	2110	00	500000	8,943.00	940.84	8,467.56	0.00	0.00 475.44
10E510	3000	2110	00	510000	7,500.00	604.75	5,537.11	0.00	0.00 2,041.15
10E100	3000	2130	00	100000	0.00	0.00	0.00	0.00	0.00 0.00
10E100	3000	2200	00	100000	340.00	0.00	340.00	0.00	0.00 0.00
10E110	3000	2200	00	110000	238.00	0.00	238.00	0.00	0.00 0.00
10E500	3000	2200	00	500000	1,800.00	180.00	1,710.00	0.00	0.00 180.00
10E510	3000	2200	00	510000	3,800.00	362.40	3,435.60	0.00	0.00 545.60
10E---	3000	2---	--	-----	23,553.00	2,106.43	20,458.74	0.00	0.00 3,443.72
10E100	3000	3140	00	100000	0.00	0.00	0.00	0.00	0.00 0.00
10E330	3000	3140	00	330000	0.00	0.00	0.00	0.00	0.00 0.00
10E500	3000	3140	00	500000	2,700.00	0.00	2,489.00	0.00	0.00 211.00
10E010	3000	3190	00	000000	5,000.00	0.00	43.31	39.50	0.00 4,960.50
10E070	3000	3190	00	000000	800.00	382.93	943.96	0.00	0.00 -143.96
10E100	3000	3190	00	100000	0.00	0.00	0.00	0.00	0.00 0.00
10E130	3000	3190	00	130000	0.00	0.00	0.00	0.00	0.00 0.00
10E170	3000	3190	00	170000	0.00	0.00	0.00	0.00	0.00 0.00
10E470	3000	3190	00	470000	0.00	0.00	0.00	0.00	0.00 0.00
10E500	3000	3190	00	500000	1,412.00	0.00	1,406.09	0.00	0.00 5.91
10E510	3000	3190	00	510000	2,755.00	1,615.53	3,933.53	259.52	800.00 -2,238.05
10E530	3000	3190	00	530000	1,177.00	0.00	1,177.00	0.00	0.00 0.00
10E690	3000	3190	00	690000	0.00	0.00	0.00	0.00	0.00 0.00
10E730	3000	3190	00	730000	2,000.00	0.00	2,035.83	0.00	0.00 -35.83
10E100	3000	3250	00	100000	0.00	0.00	0.00	0.00	0.00 0.00
10E010	3000	3320	00	000000	20,000.00	1,817.60	15,311.81	662.25	0.00 4,801.72
10E100	3000	3320	00	100000	0.00	0.00	0.00	0.00	0.00 0.00
10E110	3000	3320	00	110000	0.00	0.00	0.00	0.00	0.00 0.00

Account Level				2011-12	May 2011-12	2011-12	2011-12	Encumbered	2011-12		
FDTLOC	FUNC	OBJ	SJ	Description	Budget	Monthly Activity	FY Activity	Batch Activity	Amount	FYTD Avail	Fnd -
10E110	3002	3250	00	110000	PreK Comm Serv Rental	0.00	0.00	0.00	0.00	0.00	0.00
10E510	3002	3250	00	510000	At Risk Rental	1,085.00	0.00	350.00	735.00	0.00	0.00
10E110	3002	3320	00	110000	PreK Comm Serv Travel	0.00	0.00	0.00	0.00	0.00	0.00
10E510	3002	3320	00	510000	At Risk Travel	0.00	0.00	0.00	0.00	0.00	0.00
10E---	3002	3---	--	-----		1,085.00	0.00	350.00	735.00	0.00	0.00
10E110	3002	4100	00	110000	PreK Comm Serv Supplies	0.00	0.00	0.00	0.00	0.00	0.00
10E510	3002	4100	00	510000	PreKdgm. Comm Serv Supp	1,000.00	0.00	408.50	591.50	350.00	-350.00
10E---	3002	4---	--	-----		1,000.00	0.00	408.50	591.50	350.00	-350.00
10E---	30--	----	--	-----		266,892.00	23,433.30	227,924.88	2,374.09	3,362.29	41,879.64
10E260	4120	8120	00	260000	Spec Ed Tuition Other Public	0.00	0.00	0.00	0.00	0.00	0.00
10E---	4120	8---	--	-----		0.00	0.00	0.00	0.00	0.00	0.00
10E---	41--	----	--	-----		0.00	0.00	0.00	0.00	0.00	0.00
10E010	4210	6740	00	000000	Reg Ed Public CARBONDALE Tuiti	2,000.00	0.00	518.00	0.00	0.00	1,482.00
10E---	4210	6---	--	-----		2,000.00	0.00	518.00	0.00	0.00	1,482.00
10E010	4220	6700	00	000000	Sp Ed Public SESE Tutition	318,275.00	0.00	318,275.00	0.00	0.00	0.00
10E010	4220	6710	00	000000	SP ED CARBONDALE TUITION	7,500.00	0.00	4,356.00	0.00	0.00	3,144.00
10E---	4220	6---	--	-----		325,775.00	0.00	322,631.00	0.00	0.00	3,144.00
10E---	42--	----	--	-----		327,775.00	0.00	323,149.00	0.00	0.00	4,626.00
1-E---	----	----	--	-----		15,112,365.00	1,186,378.78	13,910,252.46	40,924.22	53,189.74	1,587,548.08
20E010	2530	3140	00	000000	Honeywell Perf Contract	230,000.00	0.00	229,833.32	0.00	0.00	166.68
20E010	2530	3190	00	000000	Dist Construct Pur Serv	1,000.00	0.00	202.40	0.00	0.00	797.60
20E---	2530	3---	--	-----		231,000.00	0.00	230,035.72	0.00	0.00	964.28
20E010	2540	3190	00	000000	Dist Maint-Pur Serv/Physical	5,500.00	57.30	3,807.34	0.00	0.00	1,692.66
20E020	2540	3190	00	000000	ERES Maint Agreement	22,000.00	1,651.60	14,326.40	0.00	0.00	7,673.60
20E040	2540	3190	00	000000	ERMS Maint agreement	2,200.00	0.00	1,919.87	0.00	0.00	280.13
20E010	2540	3210	00	000000	Dist Terminx	0.00	0.00	0.00	0.00	0.00	0.00
20E020	2540	3210	00	000000	ERES Termnx/Trash Serv	5,000.00	352.62	4,184.10	0.00	0.00	1,168.52
20E040	2540	3210	00	000000	ERMS Termnxs/Trash Serv	3,500.00	234.87	3,600.73	0.00	0.00	134.14
20E050	2540	3210	00	000000	ERHS Termnx/Trash Serv	8,000.00	615.80	8,586.96	0.00	0.00	458.84
20E010	2540	3230	00	000000	Dist Maint Rep/Maint	15,500.00	0.00	15,644.87	0.00	0.00	-144.87
20E020	2540	3230	00	000000	ERES Repair/Maint	5,000.00	0.00	4,689.75	0.00	0.00	310.25
20E040	2540	3230	00	000000	ERMS Cust Rep/Maint	2,500.00	0.00	1,027.50	0.00	0.00	1,472.50
20E050	2540	3230	00	000000	ERHS Cust Rep/Maint	5,000.00	40.00	8,153.00	0.00	0.00	-3,153.00
20E010	2540	3250	00	000000	Dist Maint Rental	0.00	0.00	0.00	0.00	0.00	0.00
20E010	2540	3260	00	000000	DIST-WIDE UPS/POSTAGE	100.00	0.00	253.49	0.00	0.00	-153.49
20E010	2540	3320	00	000000	Dist Maint Travel	1,000.00	0.00	763.98	0.00	0.00	236.02
20E020	2540	3700	00	000000	ERES Water/Sewer	6,500.00	631.99	5,675.90	0.00	0.00	1,393.29
20E040	2540	3700	00	000000	ERMS Water/Sewer	4,000.00	355.67	4,015.72	0.00	0.00	339.95
20E050	2540	3700	00	000000	ERHS Water/Sewer	15,000.00	842.55	13,546.45	0.00	0.00	2,178.75
20E---	2540	3---	--	-----		100,800.00	4,782.40	90,196.06	0.00	0.00	13,887.29

Account Level				2011-12	May 2011-12	2011-12	2011-12	Encumbered	2011-12
FDTLOC	FUNC	OBJ	SJ	Description	Budget	Monthly Activity	FY Activity	Batch Activity	Amount FYTD Avail Fnd -
20E010	2540	4100	00 000000	Dist Maint Supplies	116,000.00	4,130.21	87,921.44	1,911.95	7,000.00 19,166.61
20E020	2540	4100	00 000000	ERES Cust Supp	0.00	0.00	0.00	0.00	0.00 0.00
20E050	2540	4110	00 000000	ERHS Athletic Fld Supp	6,000.00	0.00	3,177.09	0.00	0.00 2,822.91
20E010	2540	4640	00 000000	Dist Maint Fuel	5,000.00	0.00	0.00	0.00	0.00 5,000.00
20E---	2540	4---	--		127,000.00	4,130.21	91,098.53	1,911.95	7,000.00 26,989.52
20E010	2540	5500	00 000000	Dist Maint Equip	5,000.00	0.00	3,130.72	0.00	0.00 1,869.28
20E020	2540	5500	00 000000	ERES Cust Equipment	42,800.00	0.00	42,430.14	0.00	0.00 369.86
20E040	2540	5500	00 000000	ERMS Cust Equip	11,000.00	0.00	10,799.20	0.00	0.00 200.80
20E050	2540	5500	00 000000	ERHS Classrm Equip	0.00	0.00	0.00	0.00	0.00 0.00
20E---	2540	5---	--		58,800.00	0.00	56,360.06	0.00	0.00 2,439.94
20E010	2541	1110	00 000000	District Maint Sal	64,000.00	5,225.26	60,609.49	0.00	0.00 6,143.14
20E---	2541	1---	--		64,000.00	5,225.26	60,609.49	0.00	0.00 6,143.14
20E010	2541	2130	00 000000		0.00	0.00	0.00	0.00	0.00 0.00
20E010	2541	2200	00 000000	District Maint Ins Ben	4,320.00	360.00	4,140.00	0.00	0.00 360.00
20E---	2541	2---	--		4,320.00	360.00	4,140.00	0.00	0.00 360.00
20E010	2541	3190	00 000000	District Maint Pur Ser	1,000.00	240.00	275.72	0.00	0.00 724.28
20E---	2541	3---	--		1,000.00	240.00	275.72	0.00	0.00 724.28
20E010	2541	4650	00 000000	Dist Warehouse Nat Gas	1,500.00	30.24	814.38	0.00	0.00 685.62
20E---	2541	4---	--		1,500.00	30.24	814.38	0.00	0.00 685.62
20E010	2542	1110	00 000000	Dist Summer Maint Sal	35,000.00	0.00	25,233.11	0.00	0.00 10,138.14
20E---	2542	1---	--		35,000.00	0.00	25,233.11	0.00	0.00 10,138.14
20E010	2542	2200	00 000000		370.00	0.00	369.89	0.00	0.00 0.11
20E---	2542	2---	--		370.00	0.00	369.89	0.00	0.00 0.11
20E010	2542	3190	00 000000	Dist Smmr Maint Pur Serv	81,000.00	0.00	64,737.72	0.00	0.00 16,262.28
20E010	2542	3320	00 000000	Dist Summer Maint Trav	200.00	0.00	131.88	0.00	0.00 68.12
20E---	2542	3---	--		81,200.00	0.00	64,869.60	0.00	0.00 16,330.40
20E010	2542	4100	00 000000	Dist Summer Maint Supp	65,000.00	534.00	32,796.59	0.00	0.00 32,203.41
20E---	2542	4---	--		65,000.00	534.00	32,796.59	0.00	0.00 32,203.41
20E010	2542	5500	00 000000	Sumr Maint Equipment	26,000.00	0.00	14,164.00	0.00	0.00 11,836.00
20E---	2542	5---	--		26,000.00	0.00	14,164.00	0.00	0.00 11,836.00
20E---	25--	----	--		795,990.00	15,302.11	670,963.15	1,911.95	7,000.00 122,702.13
2-E---	----	----	--		795,990.00	15,302.11	670,963.15	1,911.95	7,000.00 122,702.13
30E010	5200	6200	00 000000	Long Term Bond Interest	1,012,000.00	0.00	1,011,893.76	0.00	0.00 106.24
30E010	5200	6250	00 000000	Long Term Bond Maintenance Fee	1,000.00	0.00	522.50	0.00	0.00 477.50
30E---	5200	6---	--		1,013,000.00	0.00	1,012,416.26	0.00	0.00 583.74
30E---	52--	----	--		1,013,000.00	0.00	1,012,416.26	0.00	0.00 583.74
30E010	5300	6100	00 000000	Long Term Bond Principal	10,000.00	0.00	10,000.00	0.00	0.00 0.00
30E---	5300	6---	--		10,000.00	0.00	10,000.00	0.00	0.00 0.00
30E---	53--	----	--		10,000.00	0.00	10,000.00	0.00	0.00 0.00
3-E---	----	----	--		1,023,000.00	0.00	1,022,416.26	0.00	0.00 583.74

Account Level				2011-12	May 2011-12	2011-12	2011-12	Encumbered	2011-12		
FDTLOC	FUNC	OBJ	SJ	Description	Budget	Monthly Activity	FY Activity	Batch Activity	Amount FYTD Avail Fnd -		
40E080	2550	1100	00	000000	Trans Director Salary	19,313.00	4,199.54	17,200.53	0.00	0.00	4,212.24
40E080	2550	1110	00	000000	Trans Maintenance Sal	40,000.00	5,294.36	32,509.59	0.00	0.00	10,495.40
40E080	2550	1110	61	000000	Trans Regular Rte Sal	260,000.00	23,971.24	244,593.60	0.00	0.00	28,750.05
40E080	2550	1110	70	000000	Trans Secretary Salary	35,000.00	2,617.58	30,908.01	0.00	0.00	5,672.09
40E610	2550	1110	00	610000	Trans Voc Ed Salary	2,000.00	247.97	768.72	0.00	0.00	1,231.28
40E620	2550	1110	00	620000	Trans Spec Ed Sal	157,500.00	20,264.74	156,069.52	0.00	0.00	9,439.31
40E080	2550	1210	00	000000	Trans Sub Reg Rte Sal	12,000.00	2,998.00	14,947.75	0.00	0.00	-2,316.75
40E620	2550	1210	00	620000	Trans Spec Ed Sub Sal	12,000.00	1,480.49	10,630.25	0.00	0.00	1,436.88
40E080	2550	1310	00	000000	Trans Trip Drvr Sal	42,000.00	8,733.17	52,192.52	0.00	0.00	-7,788.67
40E---	2550	1---	--	-----		579,813.00	69,807.09	559,820.49	0.00	0.00	51,131.83
40E080	2550	2110	00	000000	Trans TRS	2,100.00	493.20	2,020.01	0.00	0.00	326.58
40E080	2550	2130	00	000000		0.00	0.00	0.00	0.00	0.00	0.00
40E080	2550	2130	61	000000		0.00	0.00	0.00	0.00	0.00	0.00
40E080	2550	2130	70	000000		0.00	0.00	0.00	0.00	0.00	0.00
40E620	2550	2130	00	620000		0.00	0.00	0.00	0.00	0.00	0.00
40E080	2550	2200	00	000000	Trans Ins Benefit	4,794.00	510.30	4,779.30	0.00	0.00	269.85
40E080	2550	2200	61	000000		53,000.00	5,091.60	48,749.80	0.00	0.00	6,044.40
40E080	2550	2200	70	000000		4,320.00	360.00	4,116.30	0.00	0.00	383.70
40E620	2550	2200	00	620000	Trans Spec Ed Ins Ben	29,500.00	2,521.20	28,203.80	0.00	0.00	2,556.80
40E---	2550	2---	--	-----		93,714.00	8,976.30	87,869.21	0.00	0.00	9,581.33
40E080	2550	3140	00	000000	Trans Micro Renewal	1,250.00	0.00	950.00	0.00	0.00	300.00
40E080	2550	3190	00	000000	Trans Physicals	3,500.00	0.00	2,199.48	75.00	0.00	1,225.52
40E620	2550	3190	00	620000	Spec Ed Trans Contract Fee	82,500.00	4,743.83	62,843.13	0.00	0.00	27,319.88
40E080	2550	3210	00	000000	Trans Trash P/U	500.00	40.73	483.07	0.00	0.00	57.66
40E080	2550	3220	00	000000	Trans Towel Service	1,800.00	130.80	1,601.62	150.86	0.00	47.52
40E080	2550	3230	00	000000	Trans Repair/Maint	20,000.00	1,041.50	19,139.14	173.00	0.00	687.86
40E080	2550	3240	00	000000	Trans Copier Rep/Maint	250.00	0.00	170.95	0.00	0.00	79.05
40E080	2550	3250	00	000000	Trans Rental	100.00	0.00	0.00	0.00	0.00	100.00
40E080	2550	3260	00	000000	Trans Postage	300.00	0.00	94.50	0.00	0.00	205.50
40E080	2550	3270	00	000000	Trans Charter Bus Service	0.00	0.00	0.00	0.00	0.00	0.00
40E080	2550	3310	00	000000	Trans Pupil/Other LEA's	12,400.00	0.00	12,400.00	0.00	0.00	0.00
40E080	2550	3320	00	000000	Trans Travel	50.00	0.00	29.68	0.00	0.00	20.32
40E080	2550	3390	00	000000	Trans Drug/Fngrprnt Fee	2,844.00	0.00	2,843.58	0.00	0.00	0.42
40E080	2550	3600	00	000000	Trans Printing	1,500.00	0.00	1,261.82	0.00	0.00	238.18
40E080	2550	3900	00	000000	Trans Bus Inspection Fee	3,300.00	287.00	3,066.82	0.00	0.00	233.18
40E---	2550	3---	--	-----		130,294.00	6,243.86	107,083.79	398.86	0.00	30,515.09
40E080	2550	4100	00	000000	Trans Supplies	85,000.00	5,767.58	77,587.09	4,659.07	0.00	2,753.84
40E080	2550	4240	00	000000	Trans. Copier Paper & Toner	800.00	0.00	379.55	0.00	0.00	420.45
40E080	2550	4620	00	000000	Trans Oil	2,500.00	0.00	2,430.58	0.00	0.00	69.42
40E080	2550	4640	00	000000	Trans Fuel	238,000.00	22,955.99	198,829.01	0.00	0.00	39,170.99

Account Level				2011-12	May 2011-12	2011-12	2011-12	Encumbered	2011-12
FDTLOC	FUNC	OBJ	SJ	Description	Budget	Monthly Activity	FY Activity	Batch Activity	Amount FYTD Avail Fnd -
40E080	2550	4700	00 000000	Trans Software	0.00	0.00	0.00	0.00	0.00 0.00
40E---	2550	4---	--		326,300.00	28,723.57	279,226.23	4,659.07	0.00 42,414.70
40E080	2550	5500	00 000000	Trans Equipment	0.00	0.00	0.00	0.00	0.00 0.00
40E080	2550	5510	00 000000	Trans Other Vehicle Purchase	21,000.00	20,783.41	20,783.41	0.00	0.00 216.59
40E080	2550	5520	00 000000	Trans Vehicle Purchase	232,413.00	0.00	232,413.00	0.00	0.00 0.00
40E080	2550	5530	00 000000	Trans Radio	1,170.00	0.00	1,170.00	0.00	0.00 0.00
40E---	2550	5---	--		254,583.00	20,783.41	254,366.41	0.00	0.00 216.59
40E---	25--	----	--		1,384,704.00	134,534.23	1,288,366.13	5,057.93	0.00 133,859.54
40E620	4120	3310	00 620000	Trans Sp Ed Out of Dist	0.00	0.00	0.00	0.00	0.00 0.00
40E---	4120	3---	--		0.00	0.00	0.00	0.00	0.00 0.00
40E---	41--	----	--		0.00	0.00	0.00	0.00	0.00 0.00
4-E---	----	----	--		1,384,704.00	134,534.23	1,288,366.13	5,057.93	0.00 133,859.54
50E030	1100	2120	00 000000		0.00	24.63	162.10	0.00	0.00 -162.10
50E070	1100	2120	00 000000	Century 21 IMRF	1,500.00	62.12	1,153.40	0.00	0.00 346.60
50E470	1100	2120	00 470000	21st Cent IMRF	41.00	0.00	56.53	0.00	0.00 -15.53
50E030	1100	2130	00 000000		0.00	17.67	132.24	0.00	0.00 -132.24
50E070	1100	2130	00 000000	Century 21 FICA	1,250.00	104.39	1,126.06	0.00	0.00 123.94
50E470	1100	2130	00 470000	21st Cent FICA	19.00	0.00	71.31	0.00	0.00 -52.31
50E030	1100	2140	00 000000		0.00	4.14	30.62	0.00	0.00 -30.62
50E070	1100	2140	00 000000	Century 21 Med	550.00	49.79	730.44	0.00	0.00 -180.44
50E470	1100	2140	00 470000	21st Cent Med	129.00	0.00	140.86	0.00	0.00 -11.86
50E---	1100	2---	--		3,489.00	262.74	3,603.56	0.00	0.00 -114.56
50E020	1110	2120	00 000000	ERES IMRF	14,500.00	269.46	14,713.13	0.00	0.00 -44.10
50E020	1110	2130	00 000000	ERES FICA	4,000.00	547.88	4,334.69	0.00	0.00 -189.13
50E020	1110	2140	00 000000	ERES Medicare	31,850.00	2,476.91	27,249.22	0.00	0.00 5,757.72
50E160	1110	2140	00 160000	Ed Jobs Fund Med	0.00	0.00	0.00	0.00	0.00 0.00
50E---	1110	2---	--		50,350.00	3,294.25	46,297.04	0.00	0.00 5,524.49
50E040	1120	2120	00 000000	ERMS IMRF	7,000.00	93.43	6,163.20	0.00	0.00 883.52
50E160	1120	2120	00 160000	Ed Jobs Fund IMRF	0.00	0.00	0.00	0.00	0.00 0.00
50E040	1120	2130	00 000000	ERMS FICA	1,300.00	52.49	839.01	0.00	0.00 482.10
50E160	1120	2130	00 160000	Ed Jobs Fund FICA	0.00	0.00	0.00	0.00	0.00 0.00
50E040	1120	2140	00 000000	ERMS Medicare	15,000.00	1,289.67	13,827.75	0.00	0.00 1,777.33
50E160	1120	2140	00 160000	Ed Jobs Fund Med	0.00	0.00	0.00	0.00	0.00 0.00
50E---	1120	2---	--		23,300.00	1,435.59	20,829.96	0.00	0.00 3,142.95
50E110	1125	2120	00 110000	Pre K IMRF	814.00	0.00	813.20	0.00	0.00 0.80
50E210	1125	2120	00 210000	ROE Pre K IIMRF	1,300.00	101.24	1,097.18	0.00	0.00 253.44
50E510	1125	2120	00 510000	Pre K IMRF	5,100.00	503.85	4,873.96	0.00	0.00 488.69
50E110	1125	2130	00 110000	Pre K FICA	403.00	0.00	402.61	0.00	0.00 0.39
50E210	1125	2130	00 210000	ROE Pre K FICA	700.00	47.60	543.04	0.00	0.00 183.53
50E510	1125	2130	00 510000	Pre K FICA	2,650.00	275.66	2,391.11	0.00	0.00 377.59

				Account Level	2011-12	May 2011-12	2011-12	2011-12	Encumbered	2011-12	
FDTLOC	FUNC	OBJ	SJ	Description	Budget	Monthly Activity	FY Activity	Batch Activity	Amount	FYTD Avail Fnd -	
50E110	1125	2140	00	110000	Pre K Medicare	350.00	0.00	349.21	0.00	0.00	0.79
50E210	1125	2140	00	210000	ROE Pre K Medicare	400.00	36.74	383.81	0.00	0.00	33.05
50E510	1125	2140	00	510000	Pre K Medicare	2,200.00	226.38	2,057.05	0.00	0.00	250.31
50E---	1125	2---	--	-----		13,917.00	1,191.47	12,911.17	0.00	0.00	1,588.59
50E050	1130	2120	00	000000	ERHS IMRF	11,000.00	20.58	10,044.60	0.00	0.00	955.40
50E050	1130	2130	00	000000	ERHS FICA	0.00	9.12	36.30	0.00	0.00	-36.30
50E050	1130	2140	00	000000	ERHS Medicare	18,500.00	1,481.64	16,385.72	0.00	0.00	2,840.49
50E160	1130	2140	00	160000	Ed Jobs Fund Med	0.00	0.00	0.00	0.00	0.00	0.00
50E---	1130	2---	--	-----		29,500.00	1,511.34	26,466.62	0.00	0.00	3,759.59
50E570	1140	2120	00	570000	Read Impr IMRF Prior	0.00	0.00	0.00	0.00	0.00	0.00
50E570	1140	2130	00	570000	Read Impr FICA Prior	0.00	0.00	0.00	0.00	0.00	0.00
50E---	1140	2---	--	-----		0.00	0.00	0.00	0.00	0.00	0.00
50E330	1170	2140	00	330000	TITLE II TEACH QUAL MED	156.00	0.00	155.80	0.00	0.00	0.20
50E530	1170	2140	00	530000	Title II Med	1,000.00	84.35	800.40	0.00	0.00	241.26
50E---	1170	2---	--	-----		1,156.00	84.35	956.20	0.00	0.00	241.46
50E---	11--	----	--	-----		121,712.00	7,779.74	111,064.55	0.00	0.00	14,142.52
50E140	1203	2120	00	140000	EMH Aide/Asst IMRF	0.00	0.00	0.00	0.00	0.00	0.00
50E140	1203	2130	00	140000	EMH Aide/Asst FICA	0.00	0.00	0.00	0.00	0.00	0.00
50E140	1203	2140	00	140000	EMH Medicare	0.00	0.00	0.00	0.00	0.00	0.00
50E---	1203	2---	--	-----		0.00	0.00	0.00	0.00	0.00	0.00
50E140	1204	2120	00	140000	Prsnl Aide/Ast IMRF	4,000.00	323.92	3,559.90	0.00	0.00	602.06
50E140	1204	2130	00	140000	Prsnl Aide/Ast FICA	2,000.00	146.38	1,868.20	0.00	0.00	205.05
50E140	1204	2140	00	140000		460.00	34.22	436.80	0.00	0.00	40.33
50E---	1204	2---	--	-----		6,460.00	504.52	5,864.90	0.00	0.00	847.44
50E140	1205	2120	00	140000	LD Aide/Asst IMRF	0.00	0.00	6.11	0.00	0.00	-2.72
50E140	1205	2130	00	140000	LD Aide/Asst FICA	0.00	2.72	28.06	0.00	0.00	-26.59
50E140	1205	2140	00	140000	LD Medicare	6,000.00	467.87	5,323.76	0.00	0.00	915.02
50E---	1205	2---	--	-----		6,000.00	470.59	5,357.93	0.00	0.00	885.71
50E280	1206	2120	00	280000	Visual Aide IMRF	0.00	0.00	0.00	0.00	0.00	0.00
50E280	1206	2130	00	280000	Visual Aide FICA	0.00	0.00	0.00	0.00	0.00	0.00
50E---	1206	2---	--	-----		0.00	0.00	0.00	0.00	0.00	0.00
50E280	1213	2130	00	280000		0.00	0.00	0.00	0.00	0.00	0.00
50E280	1213	2140	00	280000	Homebound Medicare	500.00	16.59	95.71	0.00	0.00	409.25
50E---	1213	2---	--	-----		500.00	16.59	95.71	0.00	0.00	409.25
50E140	1216	2120	00	140000		48.00	0.00	47.81	0.00	0.00	0.19
50E280	1216	2120	00	280000	Autism IMRF	8,100.00	722.64	7,706.07	0.00	0.00	755.25
50E140	1216	2130	00	140000		24.00	0.00	23.98	0.00	0.00	0.02
50E280	1216	2130	00	280000	Autism FICA	4,250.00	327.54	3,804.17	0.00	0.00	603.27
50E140	1216	2140	00	140000	Autism Med	6.00	0.00	5.61	0.00	0.00	0.39
50E280	1216	2140	00	280000		1,000.00	76.60	889.58	0.00	0.00	147.24

Account Level				2011-12	May 2011-12	2011-12	2011-12	Encumbered		2011-12
FDTLOC	FUNC	OBJ	SJ	Description	Budget	Monthly Activity	FY Activity	Batch Activity	Amount	FYTD Avail Fnd -
50E---	1216	2---	--	-----	13,428.00	1,126.78	12,477.22	0.00	0.00	1,506.36
50E140	1220	2120	00	140000 EMH/LD Aide/Asst IMRF	12,500.00	1,141.64	11,911.33	0.00	0.00	1,173.75
50E140	1220	2130	00	140000 EMH/LD Aide/Asst FICA	8,500.00	545.44	6,101.81	0.00	0.00	2,677.35
50E140	1220	2140	00	140000 EMH/LD Medicare	5,500.00	461.02	5,283.65	0.00	0.00	443.68
50E---	1220	2---	--	-----	26,500.00	2,148.10	23,296.79	0.00	0.00	4,294.78
50E100	1250	2120	00	100000 Title I IMRF	1,508.00	0.00	1,507.04	0.00	0.00	0.96
50E500	1250	2120	00	500000 Title I IMRF Prior	17,000.00	1,710.15	13,837.11	0.00	0.00	4,094.82
50E100	1250	2130	00	100000 Title I FICA	776.00	0.00	775.98	0.00	0.00	0.02
50E500	1250	2130	00	500000 Title I FICA Prior	8,400.00	767.79	6,909.72	0.00	0.00	1,911.80
50E100	1250	2140	00	100000 Title I Medicare	443.00	0.00	449.19	0.00	0.00	-6.19
50E500	1250	2140	00	500000 Title I Medicare Prior	3,400.00	288.99	2,925.30	0.00	0.00	630.19
50E---	1250	2---	--	-----	31,527.00	2,766.93	26,404.34	0.00	0.00	6,631.60
50E---	12--	----	--	-----	84,415.00	7,033.51	73,496.89	0.00	0.00	14,575.14
50E050	1400	2120	00	000000 ERHS Voc TA IMRF	0.00	0.00	0.00	0.00	0.00	0.00
50E390	1400	2120	00	390000 Voc Tutor IMRF	1,100.00	14.80	288.57	0.00	0.00	818.83
50E390	1400	2130	00	390000 Voc Tutor FICA	560.00	6.68	140.68	0.00	0.00	422.66
50E050	1400	2140	00	000000 ERHS Voc Medicare	6,000.00	479.95	5,440.00	0.00	0.00	809.03
50E390	1400	2140	00	390000	120.00	6.98	77.85	0.00	0.00	46.11
50E---	1400	2---	--	-----	7,780.00	508.41	5,947.10	0.00	0.00	2,096.63
50E410	1459	2120	00	410000 JROTC Instructor IMRF	16,000.00	1,332.08	14,311.28	0.00	0.00	2,420.62
50E410	1459	2130	00	410000 JROTC Instructor FICA	8,000.00	596.78	6,760.63	0.00	0.00	1,567.42
50E410	1459	2140	00	410000	2,000.00	139.58	1,581.25	0.00	0.00	495.47
50E---	1459	2---	--	-----	26,000.00	2,068.44	22,653.16	0.00	0.00	4,483.51
50E---	14--	----	--	-----	33,780.00	2,576.85	28,600.26	0.00	0.00	6,580.14
50E050	1500	2140	00	000000 ERHS A D Medicare	75.00	5.78	66.47	0.00	0.00	11.43
50E---	1500	2---	--	-----	75.00	5.78	66.47	0.00	0.00	11.43
50E050	1509	2140	00	000000 ERHS Pep Club Med	4.00	0.00	3.56	0.00	0.00	0.44
50E---	1509	2---	--	-----	4.00	0.00	3.56	0.00	0.00	0.44
50E050	1510	2120	00	000000 ERHS Cheerldr Spns IMRF	0.00	0.00	139.43	0.00	0.00	-139.43
50E050	1510	2130	00	000000 ERHS Cheerldr Spns FICA	0.00	0.00	66.30	0.00	0.00	-66.30
50E050	1510	2140	00	000000 ERHS Cheerldr Spns Medi	33.00	0.00	48.12	0.00	0.00	-15.12
50E---	1510	2---	--	-----	33.00	0.00	253.85	0.00	0.00	-220.85
50E050	1511	2140	00	000000 ERHS Golf Medicare	47.00	0.00	46.21	0.00	0.00	0.79
50E---	1511	2---	--	-----	47.00	0.00	46.21	0.00	0.00	0.79
50E050	1512	2120	00	000000 ERHS X C IMRF	0.00	0.00	0.00	0.00	0.00	0.00
50E050	1512	2130	00	000000 ERHS X C FICA	0.00	0.00	0.00	0.00	0.00	0.00
50E050	1512	2140	00	000000 ERHS X C Medicare	57.00	0.00	55.90	0.00	0.00	1.10
50E---	1512	2---	--	-----	57.00	0.00	55.90	0.00	0.00	1.10
50E050	1513	2120	00	000000	0.00	0.00	73.35	0.00	0.00	-73.35
50E050	1513	2130	00	000000 ERHS Dance Team FICA	110.00	0.00	77.35	0.00	0.00	32.65

				Account Level	2011-12	May 2011-12	2011-12	2011-12	Encumbered	2011-12
FDTLOC	FUNC	OBJ	SJ	Description	Budget	Monthly Activity	FY Activity	Batch Activity	Amount	FYTD Avail Fnd -
50E050	1513	2140	00 000000	ERHS Dance Med	0.00	0.00	18.09	0.00	0.00	-18.09
50E---	1513	2---	--	-----	110.00	0.00	168.79	0.00	0.00	-58.79
50E050	1520	2130	00 000000	ERHS Girls TN FICA	191.00	0.00	154.69	0.00	0.00	36.31
50E050	1520	2140	00 000000	ERHS Girls Tn Medicare	0.00	0.00	36.18	0.00	0.00	-36.18
50E---	1520	2---	--	-----	191.00	0.00	190.87	0.00	0.00	0.13
50E050	1521	2120	00 000000	ERHS Volleybl Wkrs IMRF	100.00	0.00	2.60	0.00	0.00	97.40
50E050	1521	2130	00 000000	ERHS Volleybl Wkrs FICA	100.00	0.00	49.09	0.00	0.00	50.91
50E050	1521	2140	00 000000	ERHS Volleyball Medi	300.00	0.00	106.66	0.00	0.00	193.34
50E---	1521	2---	--	-----	500.00	0.00	158.35	0.00	0.00	341.65
50E050	1522	2120	00 000000	ERHS Girls Bsktbl IMRF	100.00	0.00	0.00	0.00	0.00	100.00
50E050	1522	2130	00 000000	ERHS Grls Bsktbl Wkr FICA	100.00	0.00	49.12	0.00	0.00	50.88
50E050	1522	2140	00 000000	ERHS Grls Bsktbl Cch Med	300.00	0.00	213.10	0.00	0.00	86.90
50E---	1522	2---	--	-----	500.00	0.00	262.22	0.00	0.00	237.78
50E050	1523	2120	00 000000	ERHS Girls Track IMRF	25.00	0.00	0.00	0.00	0.00	25.00
50E050	1523	2130	00 000000	ERHS Grls Track FICA	25.00	4.09	4.09	0.00	0.00	20.91
50E050	1523	2140	00 000000	ERHS Grls Track Medicare	250.00	43.05	43.05	0.00	0.00	206.95
50E---	1523	2---	--	-----	300.00	47.14	47.14	0.00	0.00	252.86
50E050	1524	2120	00 000000	ERHS Grls Sftbl IMRF	25.00	0.00	0.00	0.00	0.00	25.00
50E050	1524	2130	00 000000	ERHS Grls Sftbl FICA	25.00	0.00	0.00	0.00	0.00	25.00
50E050	1524	2140	00 000000	ERHS Grls Sftbl Medicare	125.00	107.42	107.42	0.00	0.00	17.58
50E---	1524	2---	--	-----	175.00	107.42	107.42	0.00	0.00	67.58
50E050	1525	2120	00 000000		0.00	0.00	0.00	0.00	0.00	0.00
50E050	1525	2130	00 000000	ERHS GIRLS SOCCER FICA	150.00	265.17	265.17	0.00	0.00	-115.17
50E050	1525	2140	00 000000	ERHS Girls Sccr Med	50.00	62.01	62.01	0.00	0.00	-12.01
50E---	1525	2---	--	-----	200.00	327.18	327.18	0.00	0.00	-127.18
50E050	1530	2130	00 000000	ERHS Boys Tns FICA	220.00	176.78	176.78	0.00	0.00	43.22
50E050	1530	2140	00 000000	ERHS Boys Tns Cch Med	0.00	41.34	41.34	0.00	0.00	-41.34
50E---	1530	2---	--	-----	220.00	218.12	218.12	0.00	0.00	1.88
50E050	1531	2120	00 000000	ERHS FTB IMRF	0.00	0.00	0.00	0.00	0.00	0.00
50E050	1531	2130	00 000000	ERHS Ftbl FICA	350.00	0.00	240.75	0.00	0.00	109.25
50E050	1531	2140	00 000000	ERHS Ftbl Coach Medicare	825.00	0.00	274.10	0.00	0.00	550.90
50E---	1531	2---	--	-----	1,175.00	0.00	514.85	0.00	0.00	660.15
50E050	1532	2120	00 000000	ERHS Boys Bsktball IMRF	25.00	0.00	0.00	0.00	0.00	25.00
50E050	1532	2130	00 000000	ERHS Boys Bsktb FICA	250.00	0.00	261.74	0.00	0.00	-11.74
50E050	1532	2140	00 000000	ERHS Boys Bsktb Medicare	200.00	0.00	212.50	0.00	0.00	-12.50
50E---	1532	2---	--	-----	475.00	0.00	474.24	0.00	0.00	0.76
50E050	1533	2120	00 000000	ERHS Boys Track IMRF	10.00	0.00	0.00	0.00	0.00	10.00
50E050	1533	2130	00 000000	ERHS Boys Track FICA	10.00	0.00	7.44	0.00	0.00	5.72
50E050	1533	2140	00 000000	ERHS Boys Tck Medicare	75.00	99.41	101.07	0.00	0.00	-25.37
50E---	1533	2---	--	-----	95.00	99.41	108.51	0.00	0.00	-9.65

				Account Level	2011-12	May 2011-12	2011-12	2011-12	Encumbered	2011-12
FDTLOC	FUNC	OBJ	SJ	Description	Budget	Monthly Activity	FY Activity	Batch Activity	Amount	FYTD Avail Fnd -
50E050	1534	2120	00 000000	ERHS Boys Base IMRF	350.00	586.81	586.81	0.00	0.00	-236.81
50E050	1534	2130	00 000000	ERHS Boys Baseball FICA	300.00	402.84	402.84	0.00	0.00	-102.84
50E050	1534	2140	00 000000	ERHS Boys Basebl Med	650.00	94.22	94.22	0.00	0.00	555.78
50E---	1534	2---	--	-----	1,300.00	1,083.87	1,083.87	0.00	0.00	216.13
50E050	1536	2130	00 000000	ERHS Soccer Coach FICA	110.00	0.00	88.39	0.00	0.00	21.61
50E050	1536	2140	00 000000	ERHS Soccer Coach Med	100.00	0.00	68.15	0.00	0.00	31.85
50E---	1536	2---	--	-----	210.00	0.00	156.54	0.00	0.00	53.46
50E040	1540	2130	00 000000		0.00	0.00	0.00	0.00	0.00	0.00
50E040	1540	2140	00 000000		0.00	0.00	0.00	0.00	0.00	0.00
50E---	1540	2---	--	-----	0.00	0.00	0.00	0.00	0.00	0.00
50E040	1550	2130	00 000000	ERMS Chrlldr Spons FICA	260.00	0.00	209.93	0.00	0.00	50.07
50E040	1550	2140	00 000000		0.00	0.00	49.10	0.00	0.00	-49.10
50E---	1550	2---	--	-----	260.00	0.00	259.03	0.00	0.00	0.97
50E040	1551	2140	00 000000	ERMS X-Cntry Medicare	0.00	0.00	0.00	0.00	0.00	0.00
50E---	1551	2---	--	-----	0.00	0.00	0.00	0.00	0.00	0.00
50E040	1560	2120	00 000000	ERMS Grls Bsktb IMRF	25.00	0.00	0.00	0.00	0.00	25.00
50E040	1560	2130	00 000000	ERMS Grls Bsktb FICA	200.00	0.00	208.43	0.00	0.00	-8.43
50E040	1560	2140	00 000000	ERMS Grls Bsktb Medicare	200.00	0.00	46.99	0.00	0.00	153.01
50E---	1560	2---	--	-----	425.00	0.00	255.42	0.00	0.00	169.58
50E040	1561	2120	00 000000	ERMS Volleyball Wk IMRF	315.00	0.00	0.00	0.00	0.00	315.00
50E040	1561	2130	00 000000	ERMS Volleybl Wrkrs FICA	164.00	0.00	290.10	0.00	0.00	-124.24
50E040	1561	2140	00 000000	ERMS Volleybl Medicare	164.00	0.00	67.55	0.00	0.00	96.88
50E---	1561	2---	--	-----	643.00	0.00	357.65	0.00	0.00	287.64
50E040	1562	2130	00 000000		0.00	0.00	132.59	0.00	0.00	0.00
50E040	1562	2140	00 000000	ERMS Girls Track Med	30.00	0.00	31.01	0.00	0.00	30.00
50E---	1562	2---	--	-----	30.00	0.00	163.60	0.00	0.00	30.00
50E040	1570	2120	00 000000	ERMS Boys Bsktb IMRF	25.00	0.00	0.00	0.00	0.00	25.00
50E040	1570	2130	00 000000	ERMS Boys Bsktb FICA	25.00	0.00	61.95	0.00	0.00	-36.95
50E040	1570	2140	00 000000	ERMS Boys Bsktb Medicare	58.00	0.00	59.96	0.00	0.00	-1.96
50E---	1570	2---	--	-----	108.00	0.00	121.91	0.00	0.00	-13.91
50E040	1571	2140	00 000000	ERMS BOYS TRACK MED	0.00	18.73	18.73	0.00	0.00	-18.73
50E---	1571	2---	--	-----	0.00	18.73	18.73	0.00	0.00	-18.73
50E050	1572	2130	00 000000	HS Wrestling Workers FICA	25.00	0.00	6.33	0.00	0.00	18.67
50E050	1572	2140	00 000000	ERHS Wrestling Medicare	50.00	0.00	40.61	0.00	0.00	9.39
50E---	1572	2---	--	-----	75.00	0.00	46.94	0.00	0.00	28.06
50E040	1575	2140	00 000000	ERMS Yearbook Spons Med	30.00	1.92	22.45	0.00	0.00	8.50
50E---	1575	2---	--	-----	30.00	1.92	22.45	0.00	0.00	8.50
50E040	1576	2140	00 000000	ERMS Student Council Med	25.00	1.96	22.46	0.00	0.00	3.52
50E---	1576	2---	--	-----	25.00	1.96	22.46	0.00	0.00	3.52
50E050	1580	2140	00 000000	ERHS Schlstc Bwl Med	30.00	0.00	27.87	0.00	0.00	2.13

001

Account Level				2011-12	May 2011-12	2011-12	2011-12	Encumbered	2011-12
FDTLOC	FUNC	OBJ	SJ	Description	Budget	Monthly Activity	FY Activity	Batch Activity	Amount FYTD Avail Fnd -
50E---	1580	2---	--	-----	30.00	0.00	27.87	0.00	0.00 2.13
50E050	1582	2140	00	000000 ERHS Drama Spons Med	100.00	0.00	86.34	0.00	0.00 13.66
50E---	1582	2---	--	-----	100.00	0.00	86.34	0.00	0.00 13.66
50E050	1583	2140	00	000000 ERHS Mrch Bnd Dir Med	100.00	6.89	151.82	0.00	0.00 -48.38
50E---	1583	2---	--	-----	100.00	6.89	151.82	0.00	0.00 -48.38
50E050	1584	2140	00	000000 ERHS Chorus Spons Med	0.00	0.00	0.00	0.00	0.00 0.00
50E---	1584	2---	--	-----	0.00	0.00	0.00	0.00	0.00 0.00
50E050	1585	2140	00	000000 ERHS Jr Cls Spons Med	65.00	3.28	36.28	0.00	0.00 30.36
50E---	1585	2---	--	-----	65.00	3.28	36.28	0.00	0.00 30.36
50E050	1586	2140	00	000000 ERHS Yrbk Spons Medicare	24.00	1.92	18.25	0.00	0.00 6.71
50E---	1586	2---	--	-----	24.00	1.92	18.25	0.00	0.00 6.71
50E050	1588	2120	00	000000 ERHS X-Curr Sprvsn IMRF	100.00	0.00	0.00	0.00	0.00 100.00
50E050	1588	2130	00	000000 ERHS X-Curr Sprvsn FICA	100.00	0.00	0.00	0.00	0.00 100.00
50E050	1588	2140	00	000000 ERHS X-Curr Sprvsn Med	350.00	0.00	0.87	0.00	0.00 349.13
50E---	1588	2---	--	-----	550.00	0.00	0.87	0.00	0.00 549.13
50E050	1589	2140	00	000000 ERHS Stdnt Cncl Medicare	50.00	1.08	12.46	0.00	0.00 38.08
50E---	1589	2---	--	-----	50.00	1.08	12.46	0.00	0.00 38.08
50E050	1590	2120	00	000000 ERHS Rifle/Drill IMRF	500.00	22.09	240.24	0.00	0.00 270.80
50E050	1590	2130	00	000000 ERHS Rifle/Drill FICA	222.00	15.34	175.99	0.00	0.00 53.69
50E050	1590	2140	00	000000	20.00	3.59	41.13	0.00	0.00 -19.33
50E---	1590	2---	--	-----	742.00	41.02	457.36	0.00	0.00 305.16
50E040	1591	2140	00	000000 ERMS BAND MED	30.00	1.77	20.94	0.00	0.00 9.92
50E---	1591	2---	--	-----	30.00	1.77	20.94	0.00	0.00 9.92
50E040	1593	2140	00	000000 ERMS Talent Shw Spon Med	60.00	0.00	43.58	0.00	0.00 16.42
50E---	1593	2---	--	-----	60.00	0.00	43.58	0.00	0.00 16.42
50E040	1594	2140	00	000000 ERMS Drama Spon Medicare	0.00	0.00	0.00	0.00	0.00 0.00
50E---	1594	2---	--	-----	0.00	0.00	0.00	0.00	0.00 0.00
50E040	1598	2120	00	000000 ERMS Dance/Grad IMRF	50.00	0.00	0.00	0.00	0.00 50.00
50E040	1598	2130	00	000000 ERMS Dance/Grad FICA	25.00	0.00	0.00	0.00	0.00 25.00
50E040	1598	2140	00	000000 ERMS Dance/Grad Medicare	25.00	0.00	1.50	0.00	0.00 23.79
50E---	1598	2---	--	-----	100.00	0.00	1.50	0.00	0.00 98.79
50E---	15--	----	--	-----	9,114.00	1,967.49	6,369.55	0.00	0.00 2,947.28
50E050	1700	2120	00	000000 ERHS Dr Ed TA IMRF	0.00	0.00	0.00	0.00	0.00 0.00
50E050	1700	2130	00	000000 ERHS Dr Ed TA FICA	0.00	0.00	0.00	0.00	0.00 0.00
50E050	1700	2140	00	000000 ERHS Dr Ed Medicare	700.00	36.17	417.40	0.00	0.00 290.03
50E---	1700	2---	--	-----	700.00	36.17	417.40	0.00	0.00 290.03
50E---	17--	----	--	-----	700.00	36.17	417.40	0.00	0.00 290.03
50E550	1900	2120	00	550000 TAOEP IMRF	3,200.00	337.97	2,960.95	0.00	0.00 407.44
50E750	1900	2120	00	750000 TAOEP IMRF	245.00	0.00	244.70	0.00	0.00 0.30
50E550	1900	2130	00	550000 TAOEP FICA	1,650.00	155.93	1,541.52	0.00	0.00 184.58

Account Level				2011-12	May 2011-12	2011-12	2011-12	Encumbered	2011-12
FDTLOC	FUNC	OBJ	SJ	Description	Budget	Monthly Activity	FY Activity	Batch Activity	Amount FYTD Avail Fnd -
50E750	1900	2130	00	750000	122.00	0.00	122.00	0.00	0.00 0.00
50E550	1900	2140	00	550000	450.00	36.45	360.69	0.00	0.00 107.10
50E750	1900	2140	00	750000	29.00	0.00	28.53	0.00	0.00 0.47
50E---	1900	2---	--	-----	5,696.00	530.35	5,258.39	0.00	0.00 699.89
50E---	19--	----	--	-----	5,696.00	530.35	5,258.39	0.00	0.00 699.89
50E550	2110	2120	00	550000	4,050.00	303.98	3,286.63	0.00	0.00 915.36
50E750	2110	2120	00	750000	557.00	0.00	556.88	0.00	0.00 0.12
50E020	2110	2130	00	000000	0.00	0.00	0.00	0.00	0.00 0.00
50E550	2110	2130	00	550000	1,800.00	154.39	1,564.83	0.00	0.00 303.85
50E750	2110	2130	00	750000	280.00	0.00	279.32	0.00	0.00 0.68
50E010	2110	2140	00	000000	500.00	41.94	225.09	0.00	0.00 279.56
50E020	2110	2140	00	000000	0.00	0.00	0.00	0.00	0.00 0.00
50E550	2110	2140	00	550000	650.00	36.10	496.45	0.00	0.00 169.61
50E750	2110	2140	00	750000	67.00	0.00	66.80	0.00	0.00 0.20
50E---	2110	2---	--	-----	7,904.00	536.41	6,476.00	0.00	0.00 1,669.38
50E050	2120	2120	00	000000	3,400.00	176.76	2,735.14	0.00	0.00 773.82
50E070	2120	2120	00	000000	0.00	0.00	0.00	0.00	0.00 0.00
50E050	2120	2130	00	000000	1,600.00	64.38	1,187.79	0.00	0.00 453.70
50E070	2120	2130	00	000000	0.00	0.00	0.00	0.00	0.00 0.00
50E020	2120	2140	00	000000	500.00	39.70	458.11	0.00	0.00 61.64
50E040	2120	2140	00	000000	600.00	43.75	379.98	0.00	0.00 241.77
50E050	2120	2140	00	000000	2,000.00	144.36	1,759.51	0.00	0.00 317.74
50E070	2120	2140	00	000000	100.00	3.46	31.90	0.00	0.00 68.10
50E470	2120	2140	00	470000	14.00	0.00	13.65	0.00	0.00 0.35
50E---	2120	2---	--	-----	8,214.00	472.41	6,566.08	0.00	0.00 1,917.12
50E010	2130	2130	00	000000	100.00	0.00	26.63	0.00	0.00 73.37
50E010	2130	2140	00	000000	2,000.00	144.82	1,667.33	0.00	0.00 407.26
50E---	2130	2---	--	-----	2,100.00	144.82	1,693.96	0.00	0.00 480.63
50E280	2150	2120	00	280000	170.00	0.00	169.88	0.00	0.00 0.12
50E280	2150	2130	00	280000	121.00	0.00	118.42	0.00	0.00 2.58
50E150	2150	2140	00	150000	50.00	0.00	32.39	0.00	0.00 17.61
50E280	2150	2140	00	280000	2,000.00	160.29	1,793.48	0.00	0.00 282.86
50E---	2150	2---	--	-----	2,341.00	160.29	2,114.17	0.00	0.00 303.17
50E020	2190	2120	00	000000	4,000.00	359.94	3,781.65	0.00	0.00 398.33
50E020	2190	2130	00	000000	2,500.00	155.35	1,723.21	0.00	0.00 852.47
50E020	2190	2140	00	000000	500.00	36.31	402.85	0.00	0.00 114.84
50E---	2190	2---	--	-----	7,000.00	551.60	5,907.71	0.00	0.00 1,365.64
50E---	21--	----	--	-----	27,559.00	1,865.53	22,757.92	0.00	0.00 5,735.94
50E070	2210	2120	00	000000	25.00	0.00	20.72	0.00	0.00 4.28
50E120	2210	2120	00	120000	25.00	0.00	2.96	0.00	0.00 22.04

201

Account Level				2011-12	May 2011-12	2011-12	2011-12	Encumbered	2011-12
FDTLOC	FUNC	OBJ	SJ	Description	Budget	Monthly Activity	FY Activity	Batch Activity	Amount FYTD Avail Fnd -
50E330	2210	2120	00	330000	24.00	0.00	23.66	0.00	0.00 0.34
50E470	2210	2120	00	470000 21st cent IMRF	98.00	0.00	98.20	0.00	0.00 -0.20
50E530	2210	2120	00	530000 Title II IMRF	0.00	0.00	0.00	0.00	0.00 0.00
50E070	2210	2130	00	000000 Cent 21 FICA	25.00	4.65	17.23	0.00	0.00 7.77
50E100	2210	2130	00	100000 TITLE I IMPROV FICA	0.00	0.00	0.00	0.00	0.00 0.00
50E120	2210	2130	00	120000 IMPROV INSTR LAPTOP FICA	25.00	0.00	3.30	0.00	0.00 21.70
50E330	2210	2130	00	330000 Title II FICA	10.00	0.00	9.59	0.00	0.00 0.41
50E470	2210	2130	00	470000 21st Cent FICA	40.00	0.00	39.88	0.00	0.00 0.12
50E500	2210	2130	00	500000 Title I FICA/NC	0.00	0.00	13.95	0.00	0.00 -13.95
50E510	2210	2130	00	510000 At Risk Fica/NC	0.00	0.00	0.00	0.00	0.00 0.00
50E530	2210	2130	00	530000 Title II FICA	0.00	0.00	3.69	0.00	0.00 -3.69
50E060	2210	2140	00	000000 Aspire Grant Med	0.00	0.00	0.00	0.00	0.00 0.00
50E070	2210	2140	00	000000 Cent 21 Med	595.00	2.32	24.89	0.00	0.00 570.11
50E100	2210	2140	00	100000 Title I Improv Medicare	0.00	0.00	0.00	0.00	0.00 0.00
50E110	2210	2140	00	110000 PreK Improv Instr Med	0.00	0.00	0.00	0.00	0.00 0.00
50E120	2210	2140	00	120000 IMPROV INSTR LAPTOP MED	100.00	18.51	121.38	0.00	0.00 -21.38
50E330	2210	2140	00	330000 Title II Teach Medicare	10.00	0.00	10.04	0.00	0.00 -0.04
50E470	2210	2140	00	470000 21st Cent Med	69.00	0.00	68.98	0.00	0.00 0.02
50E500	2210	2140	00	500000 Title I Med	595.00	19.72	136.39	0.00	0.00 458.61
50E510	2210	2140	00	510000 At Risk Med	595.00	0.00	11.09	0.00	0.00 583.91
50E530	2210	2140	00	530000 Prior Yr Title II Med	200.00	16.02	86.44	0.00	0.00 113.56
50E810	2210	2140	00	810000 PAT BURT FLOW THRU MED	0.00	0.00	0.00	0.00	0.00 0.00
50E---	2210	2---	--	-----	2,436.00	61.22	692.39	0.00	0.00 1,743.61
50E020	2220	2120	00	000000 ERES IMC IMRF	3,000.00	164.94	1,940.13	0.00	0.00 1,142.34
50E040	2220	2120	00	000000 ERMS IMC IMRF	8,900.00	728.69	6,995.75	0.00	0.00 2,269.28
50E050	2220	2120	00	000000 ERHS IMC IMRF	650.00	205.58	1,888.64	0.00	0.00 -1,135.85
50E020	2220	2130	00	000000 ERES IMC FICA	1,800.00	74.54	933.70	0.00	0.00 903.57
50E040	2220	2130	00	000000 ERMS IMC FICA	3,505.00	329.28	3,309.52	0.00	0.00 360.43
50E050	2220	2130	00	000000 ERHS IMC FICA	1,000.00	92.90	883.46	0.00	0.00 162.99
50E020	2220	2140	00	000000 ERES IMC Medicare	1,800.00	76.62	930.05	0.00	0.00 912.61
50E040	2220	2140	00	000000 ERMS IMC Medicare	850.00	77.01	774.04	0.00	0.00 114.54
50E050	2220	2140	00	000000 ERHS IMC Medicare	1,000.00	64.78	694.94	0.00	0.00 336.83
50E---	2220	2---	--	-----	22,505.00	1,814.34	18,350.23	0.00	0.00 5,066.74
50E---	22--	----	--	-----	24,941.00	1,875.56	19,042.62	0.00	0.00 6,810.35
50E010	2310	2120	00	000000 BOE Treasure/Sec IMRF	1,300.00	-53.29	-700.26	0.00	0.00 1,993.80
50E010	2310	2130	00	000000 BOE Treasure/Sec FICA	500.00	28.12	352.71	0.00	0.00 170.12
50E010	2310	2140	00	000000	275.00	6.58	82.51	0.00	0.00 197.83
50E---	2310	2---	--	-----	2,075.00	-18.59	-265.04	0.00	0.00 2,361.75
50E010	2320	2120	00	000000 Supt Office IMRF	7,000.00	493.77	6,285.32	0.00	0.00 961.57
50E010	2320	2130	00	000000 Supt Office FICA	3,500.00	224.18	3,050.51	0.00	0.00 562.10

301

Account Level				2011-12	May 2011-12	2011-12	2011-12	Encumbered	2011-12
FDTLOC	FUNC	OBJ	SJ	Description	Budget	Monthly Activity	FY Activity	Batch Activity	Amount FYTD Avail Fnd -
50E010	2320	2140	00 000000	Supt Office Medicare	3,500.00	240.99	2,887.17	0.00	0.00 737.80
50E---	2320	2---	--		14,000.00	958.94	12,223.00	0.00	0.00 2,261.47
50E010	2330	2120	00 000000	Asst Supt Sec IMRF	3,500.00	251.92	2,891.37	0.00	0.00 768.89
50E070	2330	2120	00 000000	Cent 21 Sec IMRF	0.00	0.00	3.00	0.00	0.00 -3.00
50E100	2330	2120	00 100000	Title I Admin IMRF	0.00	0.00	0.00	0.00	0.00 0.00
50E110	2330	2120	00 110000	PreK Administrative IMRF	0.00	0.00	0.00	0.00	0.00 0.00
50E470	2330	2120	00 470000	21st cent IMRF	0.00	0.00	0.00	0.00	0.00 0.00
50E500	2330	2120	00 500000	Title I IMRF	500.00	0.00	264.54	0.00	0.00 235.46
50E510	2330	2120	00 510000	PreK Admin IMRF Prior	500.00	0.00	443.13	0.00	0.00 56.87
50E010	2330	2130	00 000000	Asst Supt Sec FICA	2,000.00	113.84	1,375.86	0.00	0.00 696.56
50E070	2330	2130	00 000000	Cent 21 FICA	0.00	0.00	1.34	0.00	0.00 -1.34
50E100	2330	2130	00 100000	Title I Admin FICA	0.00	0.00	0.00	0.00	0.00 0.00
50E110	2330	2130	00 110000	PreK Administrative FICA	0.00	0.00	0.00	0.00	0.00 0.00
50E470	2330	2130	00 470000	21st cent FICA	0.00	0.00	0.00	0.00	0.00 0.00
50E500	2330	2130	00 500000	Title I FICA	500.00	0.00	136.59	0.00	0.00 363.41
50E510	2330	2130	00 510000	PreK Admin FICA Prior	0.00	0.00	184.83	0.00	0.00 -184.83
50E010	2330	2140	00 000000	Bldg & Grnds Dir Med	1,000.00	26.62	738.02	0.00	0.00 278.92
50E070	2330	2140	00 000000		0.00	13.67	68.51	0.00	0.00 -68.51
50E100	2330	2140	00 100000	Title I Adm Medicare	0.00	0.00	0.00	0.00	0.00 0.00
50E110	2330	2140	00 110000		0.00	0.00	0.00	0.00	0.00 0.00
50E470	2330	2140	00 470000		0.00	0.00	0.00	0.00	0.00 0.00
50E500	2330	2140	00 500000	Title I Med	1,000.00	0.00	191.43	0.00	0.00 808.57
50E510	2330	2140	00 510000		0.00	0.00	43.23	0.00	0.00 -43.23
50E---	2330	2---	--		9,000.00	406.05	6,341.85	0.00	0.00 2,907.77
50E280	2331	2120	00 280000	Spec Ed Sec IMRF	3,000.00	139.36	1,879.73	0.00	0.00 1,267.29
50E510	2331	2120	00 510000		0.00	0.00	238.41	0.00	0.00 0.00
50E280	2331	2130	00 280000	Spec Ed Sec FICA	1,700.00	71.58	957.71	0.00	0.00 809.43
50E510	2331	2130	00 510000		0.00	13.97	169.93	0.00	0.00 -62.09
50E280	2331	2140	00 280000	Spec Needs Dir Med	1,675.00	104.00	1,200.03	0.00	0.00 537.93
50E510	2331	2140	00 510000		0.00	3.27	39.75	0.00	0.00 -14.53
50E---	2331	2---	--		6,375.00	332.18	4,485.56	0.00	0.00 2,538.03
50E320	2333	2140	00 320000	BLDG/GROUNDS DIR MED	1,500.00	81.80	778.16	0.00	0.00 767.02
50E---	2333	2---	--		1,500.00	81.80	778.16	0.00	0.00 767.02
50E---	23--	----	--		32,950.00	1,760.38	23,563.53	0.00	0.00 10,836.04
50E020	2410	2120	00 000000	ERES Principal IMRF	15,000.00	1,219.88	12,668.08	0.00	0.00 2,939.08
50E040	2410	2120	00 000000	ERMS Principal IMRF	7,000.00	283.78	3,881.63	0.00	0.00 3,301.42
50E050	2410	2120	00 000000	ERHS Principal IMRF	10,000.00	751.12	13,630.26	0.00	0.00 -3,205.31
50E020	2410	2130	00 000000	ERES Principal FICA	10,000.00	551.26	6,128.13	0.00	0.00 4,146.14
50E040	2410	2130	00 000000	ERMS Principal FICA	6,000.00	128.25	2,005.09	0.00	0.00 4,077.63
50E050	2410	2130	00 000000	ERHS Principal FICA	8,000.00	339.44	4,184.89	0.00	0.00 4,025.75

104

Account Level				2011-12	May 2011-12	2011-12	2011-12	Encumbered	2011-12		
FDTLOC	FUNC	OBJ	SJ	Description	Budget	Monthly Activity	FY Activity	Batch Activity	Amount FYTD Avail Fnd -		
50E020	2410	2140	00	000000	ERES Principal Medicare	5,000.00	362.64	4,120.24	0.00	0.00	1,063.66
50E040	2410	2140	00	000000	ERMS Principal Medicare	2,500.00	126.54	1,560.87	0.00	0.00	1,011.10
50E050	2410	2140	00	000000	ERHS Principal Medicare	3,675.00	277.54	3,285.84	0.00	0.00	545.46
50E---	2410	2---	--	-----		67,175.00	4,040.45	51,465.03	0.00	0.00	17,904.93
50E---	24--	----	--	-----		67,175.00	4,040.45	51,465.03	0.00	0.00	17,904.93
50E010	2520	2120	00	000000	Fiscal Service IMRF	12,000.00	994.36	12,238.80	0.00	0.00	340.70
50E010	2520	2130	00	000000	Fiscal Services FICA	6,000.00	396.10	5,262.45	0.00	0.00	972.63
50E010	2520	2140	00	000000		2,000.00	92.62	1,230.64	0.00	0.00	824.33
50E---	2520	2---	--	-----		20,000.00	1,483.08	18,731.89	0.00	0.00	2,137.66
50E020	2540	2120	00	000000	ERES Cust IMRF	25,000.00	1,634.27	27,848.48	0.00	0.00	-1,962.09
50E040	2540	2120	00	000000	ERMS Cust IMRF	16,000.00	1,192.72	14,719.64	0.00	0.00	1,961.72
50E050	2540	2120	00	000000	ERHS Cust IMRF	25,000.00	2,682.22	30,177.44	0.00	0.00	-3,672.33
50E020	2540	2130	00	000000	ERES Cust FICA	15,000.00	795.76	8,912.93	0.00	0.00	6,527.54
50E040	2540	2130	00	000000	ERMS Cust FICA	13,000.00	618.35	7,290.36	0.00	0.00	6,027.58
50E050	2540	2130	00	000000	ERHS Cust FICA	18,000.00	1,230.01	14,741.82	0.00	0.00	3,966.30
50E020	2540	2140	00	000000		2,800.00	186.10	2,084.46	0.00	0.00	818.57
50E040	2540	2140	00	000000		2,000.00	144.61	1,704.96	0.00	0.00	369.40
50E050	2540	2140	00	000000		3,500.00	287.66	3,447.62	0.00	0.00	217.98
50E---	2540	2---	--	-----		120,300.00	8,771.70	110,927.71	0.00	0.00	14,254.67
50E010	2541	2120	00	000000	District Maint IMRF	8,000.00	680.65	7,488.67	0.00	0.00	870.86
50E010	2541	2130	00	000000	District Maint FICA	9,000.00	307.38	3,567.00	0.00	0.00	5,595.38
50E010	2541	2140	00	000000		1,000.00	71.89	834.22	0.00	0.00	203.76
50E---	2541	2---	--	-----		18,000.00	1,059.92	11,889.89	0.00	0.00	6,670.00
50E010	2542	2120	00	000000	Dist Summer Maint IMRF	2,500.00	0.00	1,441.39	0.00	0.00	1,058.61
50E010	2542	2130	00	000000	Dist Summer Maint FICA	2,500.00	0.00	1,892.69	0.00	0.00	630.33
50E010	2542	2140	00	000000		750.00	0.00	436.99	0.00	0.00	318.39
50E---	2542	2---	--	-----		5,750.00	0.00	3,771.07	0.00	0.00	2,007.33
50E070	2550	2120	00	000000	Cent 21 Trans IMRF	500.00	0.00	0.00	0.00	0.00	500.00
50E080	2550	2120	00	000000	Trans IMRF	24,000.00	1,830.84	24,226.67	0.00	0.00	444.32
50E080	2550	2120	61	000000		38,000.00	3,036.59	32,734.00	0.00	0.00	6,990.24
50E080	2550	2120	70	000000		3,000.00	317.92	3,320.15	0.00	0.00	-144.58
50E100	2550	2120	00	100000	Summer School IMRF	267.00	0.00	266.79	0.00	0.00	0.21
50E110	2550	2120	00	110000	PreK Trans IMRF	0.00	0.00	0.00	0.00	0.00	0.00
50E210	2550	2120	00	210000	ROE Pre K Trans IMRF	0.00	0.00	0.00	0.00	0.00	0.00
50E470	2550	2120	00	470000	21st Cent IMRF	63.00	0.00	62.85	0.00	0.00	0.15
50E500	2550	2120	00	500000	Title I Summer School IMRF	100.00	0.00	0.00	0.00	0.00	100.00
50E510	2550	2120	00	510000	Prek Trans IMRF	5,500.00	577.56	4,607.91	0.00	0.00	990.82
50E610	2550	2120	00	610000	Trans Voc Ed IMRF	3,000.00	34.02	78.88	0.00	0.00	2,921.12
50E620	2550	2120	00	620000	Trans Spec Ed IMRF	15,000.00	2,419.15	19,352.65	0.00	0.00	-3,393.38
50E070	2550	2130	00	000000	Cent 21 Trans FICA	100.00	0.00	0.00	0.00	0.00	100.00

50

				Account Level	2011-12	May 2011-12	2011-12	2011-12	Encumbered	2011-12
FDTLOC	FUNC	OBJ	SJ	Description	Budget	Monthly Activity	FY Activity	Batch Activity	Amount	FYTD Avail Fnd -
50E080	2550	2130	00	000000	7,000.00	1,003.00	7,874.63	0.00	0.00	-514.06
50E080	2550	2130	61	000000	12,000.00	1,315.86	14,792.36	0.00	0.00	-2,054.87
50E080	2550	2130	70	000000	2,000.00	126.65	1,509.92	0.00	0.00	569.67
50E100	2550	2130	00	100000	142.00	0.00	142.05	0.00	0.00	-0.05
50E110	2550	2130	00	110000	0.00	0.00	0.00	0.00	0.00	0.00
50E210	2550	2130	00	210000	0.00	0.00	0.00	0.00	0.00	0.00
50E470	2550	2130	00	470000	25.00	0.00	24.74	0.00	0.00	0.26
50E500	2550	2130	00	500000	100.00	0.00	0.00	0.00	0.00	100.00
50E510	2550	2130	00	510000	3,400.00	270.51	2,346.13	0.00	0.00	1,106.54
50E610	2550	2130	00	610000	160.00	14.72	46.10	0.00	0.00	113.90
50E620	2550	2130	00	620000	8,000.00	1,226.65	10,234.02	0.00	0.00	-1,790.41
50E080	2550	2140	00	000000	2,200.00	293.22	2,081.94	0.00	0.00	231.77
50E080	2550	2140	61	000000	3,000.00	307.69	3,459.35	0.00	0.00	-286.88
50E080	2550	2140	70	000000	1,600.00	29.61	353.11	0.00	0.00	1,265.50
50E100	2550	2140	00	100000	34.00	0.00	33.21	0.00	0.00	0.79
50E110	2550	2140	00	110000	0.00	0.00	0.00	0.00	0.00	0.00
50E470	2550	2140	00	470000	6.00	0.00	5.79	0.00	0.00	0.21
50E510	2550	2140	00	510000	800.00	63.27	548.68	0.00	0.00	263.66
50E610	2550	2140	00	610000	25.00	3.44	10.78	0.00	0.00	14.22
50E620	2550	2140	00	620000	7,000.00	286.84	2,393.27	0.00	0.00	4,710.44
50E---	2550	2---	--	-----	137,022.00	13,157.54	130,505.98	0.00	0.00	12,239.59
50E420	2560	2120	00	420000	55,000.00	3,811.84	53,315.39	0.00	0.00	4,548.83
50E420	2560	2130	00	420000	23,000.00	1,812.86	21,511.73	0.00	0.00	2,795.27
50E420	2560	2140	00	420000	10,000.00	423.95	5,030.82	0.00	0.00	5,274.83
50E---	2560	2---	--	-----	88,000.00	6,048.65	79,857.94	0.00	0.00	12,618.93
50E---	25--	----	--	-----	389,072.00	30,520.89	355,684.48	0.00	0.00	49,928.18
50E010	2620	2130	00	000000	100.00	0.00	40.92	0.00	0.00	59.08
50E010	2620	2140	00	000000	50.00	0.00	9.57	0.00	0.00	40.43
50E070	2620	2140	00	000000	50.00	4.12	8.04	0.00	0.00	41.96
50E---	2620	2---	--	-----	200.00	4.12	58.53	0.00	0.00	141.47
50E010	2660	2120	00	000000	9,500.00	862.04	9,055.34	0.00	0.00	963.70
50E010	2660	2130	00	000000	4,800.00	389.55	4,318.01	0.00	0.00	716.54
50E010	2660	2140	00	000000	2,000.00	152.26	1,712.51	0.00	0.00	377.28
50E---	2660	2---	--	-----	16,300.00	1,403.85	15,085.86	0.00	0.00	2,057.52
50E---	26--	----	--	-----	16,500.00	1,407.97	15,144.39	0.00	0.00	2,198.99
50E070	2900	2120	00	000000	500.00	0.00	242.34	0.00	0.00	257.66
50E070	2900	2130	00	000000	500.00	0.00	117.09	0.00	0.00	382.91
50E070	2900	2140	00	000000	250.00	2.56	123.42	0.00	0.00	126.58
50E470	2900	2140	00	470000	6.00	0.00	5.34	0.00	0.00	0.66
50E---	2900	2---	--	-----	1,256.00	2.56	488.19	0.00	0.00	767.81

901

Account Level				2011-12	May 2011-12	2011-12	2011-12	Encumbered	2011-12
FDTLOC	FUNC	OBJ	SJ	Description	Budget	Monthly Activity	FY Activity	Batch Activity	Amount FYTD Avail Fnd -
50E---	29--	----	--	-----	1,256.00	2.56	488.19	0.00	0.00 767.81
50E070	3000	2120	00	000000	0.00	13.79	79.35	0.00	0.00 -79.35
50E100	3000	2120	00	100000 Title I Pnt Inl Sec IMRF	0.00	0.00	0.00	0.00	0.00 0.00
50E110	3000	2120	00	110000 Pre K Babysit IMRF	0.00	0.00	0.00	0.00	0.00 0.00
50E500	3000	2120	00	500000 Title I Pnt Inl IMRF Pr	50.00	-13.87	-82.45	0.00	0.00 132.45
50E510	3000	2120	00	510000	3,000.00	427.56	3,319.98	0.00	0.00 -119.23
50E070	3000	2130	00	000000	100.00	5.55	41.28	0.00	0.00 58.72
50E100	3000	2130	00	100000 Title I Pnt Inl Sec FICA	0.00	0.00	0.00	0.00	0.00 0.00
50E500	3000	2130	00	500000 Title I Pnt Inl FICA Pr	500.00	43.89	374.85	0.00	0.00 147.66
50E510	3000	2130	00	510000	1,500.00	193.53	1,562.33	0.00	0.00 28.39
50E070	3000	2140	00	000000	100.00	1.97	36.39	0.00	0.00 63.61
50E100	3000	2140	00	100000 Title I Pnt Inl Medicare	50.00	0.00	49.80	0.00	0.00 0.20
50E110	3000	2140	00	110000 PreK 0-3 Teach Medicare	34.00	0.00	33.55	0.00	0.00 0.45
50E500	3000	2140	00	500000 Title I Prnt Inv Med Pr	300.00	36.27	335.10	0.00	0.00 -16.75
50E510	3000	2140	00	510000 PreK 0-3 Medicare Prior	800.00	100.98	900.14	0.00	0.00 -47.96
50E---	3000	2---	--	-----	6,434.00	809.67	6,650.32	0.00	0.00 168.19
50E110	3001	2140	00	110000 PreK 3-5 Teach Medicare	63.00	0.00	62.34	0.00	0.00 0.66
50E510	3001	2140	00	510000 PreK 3-5 Medicare Prior	250.00	24.36	231.60	0.00	0.00 30.76
50E---	3001	2---	--	-----	313.00	24.36	293.94	0.00	0.00 31.42
50E110	3002	2120	00	110000 PreK Blk Com Serv IMRF	375.00	0.00	374.45	0.00	0.00 0.55
50E510	3002	2120	00	510000 PreK Com Serv IMRF	600.00	154.68	555.10	0.00	0.00 58.62
50E110	3002	2130	00	110000 PreK Blk Comm Serv FICA	188.00	0.00	187.82	0.00	0.00 0.18
50E510	3002	2130	00	510000 PreK Com Serv FICA	500.00	61.30	220.05	0.00	0.00 285.45
50E110	3002	2140	00	110000 PreK Comm Serv Med	94.00	0.00	93.77	0.00	0.00 0.23
50E510	3002	2140	00	510000 PreK Comm Serv Med Prior	500.00	40.36	301.73	0.00	0.00 215.39
50E---	3002	2---	--	-----	2,257.00	256.34	1,732.92	0.00	0.00 560.42
50E---	30--	----	--	-----	9,004.00	1,090.37	8,677.18	0.00	0.00 760.03
5-E---	----	----	--	-----	823,874.00	62,487.82	722,030.38	0.00	0.00 134,177.27
80E320	2362	3800	00	320000 Work Comp Insurance	112,210.00	0.00	112,209.05	0.00	0.00 0.95
80E320	2362	3900	00	320000 Direct pay for W/C visits	738.00	0.00	737.29	0.00	0.00 0.71
80E---	2362	3---	--	-----	112,948.00	0.00	112,946.34	0.00	0.00 1.66
80E320	2363	3800	00	320000 Unemployment Insurance	34,500.00	5,681.00	26,694.00	0.00	0.00 7,806.00
80E---	2363	3---	--	-----	34,500.00	5,681.00	26,694.00	0.00	0.00 7,806.00
80E320	2364	3800	00	320000 Insurance	12,955.00	0.00	12,954.07	0.00	0.00 0.93
80E---	2364	3---	--	-----	12,955.00	0.00	12,954.07	0.00	0.00 0.93
80E320	2365	3800	00	320000 Building Grounds Ins	50,950.00	0.00	50,950.00	0.00	0.00 0.00
80E320	2365	3810	00	320000 Vehicle Ins	20,733.00	0.00	20,733.00	0.00	0.00 0.00
80E---	2365	3---	--	-----	71,683.00	0.00	71,683.00	0.00	0.00 0.00
80E320	2367	1100	00	320000 Tort Salaries	463,310.00	0.00	441,416.09	0.00	0.00 21,893.91
80E---	2367	1---	--	-----	463,310.00	0.00	441,416.09	0.00	0.00 21,893.91

107

Account Level				2011-12	May 2011-12	2011-12	2011-12	Encumbered	2011-12
FDTLOC	FUNC	OBJ	SJ	Description	Budget	Monthly Activity	FY Activity	Batch Activity	Amount FYTD Avail Fnd -
80E320	2367	3190	00 320000	Background Checks	2,500.00	104.00	1,744.00	0.00	0.00 756.00
80E---	2367	3---	--		2,500.00	104.00	1,744.00	0.00	0.00 756.00
80E320	2369	3800	00 320000	Legal Fees	15,000.00	430.00	11,795.37	0.00	0.00 3,204.63
80E---	2369	3---	--		15,000.00	430.00	11,795.37	0.00	0.00 3,204.63
80E320	2372	3800	00 320000	Vehicle Insurance	0.00	0.00	0.00	0.00	0.00 0.00
80E---	2372	3---	--		0.00	0.00	0.00	0.00	0.00 0.00
80E---	23--	----	--		712,896.00	6,215.00	679,232.87	0.00	0.00 33,663.13
8-E---	----	----	--		712,896.00	6,215.00	679,232.87	0.00	0.00 33,663.13
90E370	2530	3100	00 370000	L/S MS Contractors	0.00	0.00	0.00	0.00	0.00 0.00
90E370	2530	3160	00 370000	L/S MS Arch Fees	94,924.00	0.00	94,923.38	0.00	0.00 0.62
90E010	2530	3190	00 000000	L/S Purchases Services	57,000.00	335.00	45,018.58	0.00	0.00 11,981.42
90E370	2530	3190	00 370000	L/S MS Oth Pur Serv	0.00	0.00	0.00	0.00	0.00 0.00
90E010	2530	3240	00 000000	L/S Contractor Fees	0.00	0.00	0.00	0.00	0.00 0.00
90E---	2530	3---	--		151,924.00	335.00	139,941.96	0.00	0.00 11,982.04
90E010	2530	4100	00 000000	L/S Supplies	25,000.00	0.00	4,586.39	0.00	0.00 20,413.61
90E---	2530	4---	--		25,000.00	0.00	4,586.39	0.00	0.00 20,413.61
90E010	2530	5500	00 000000	L/S Equipment	0.00	0.00	0.00	0.00	0.00 0.00
90E---	2530	5---	--		0.00	0.00	0.00	0.00	0.00 0.00
90E---	25--	----	--		176,924.00	335.00	144,528.35	0.00	0.00 32,395.65
9-E---	----	----	--		176,924.00	335.00	144,528.35	0.00	0.00 32,395.65
--E---	----	----	--		20,029,753.00	1,405,252.94	18,437,789.60	47,894.10	60,189.74 2,044,929.54
Grand Revenue Totals					19,924,610.00	1,022,616.12	18,298,740.45	37.62	0.00 1,625,831.93
Grand Expense Totals					20,029,753.00	1,405,252.94	18,437,789.60	47,894.10	60,189.74 2,044,929.54
Grand Totals					105,143.00	382,636.82	139,049.15	47,856.48	60,189.74 419,097.61
					Loss	Loss	Loss	Loss	Loss

Number of Accounts: 1684

***** End of report *****

Account Level				Beginning	May 2011-12	May 2011-12	Ending	2011-12	
FDTLOC	FUNC	OBJ	SJ	Description	Balance	Beginning Balance	Monthly Activity	Balance	FYTD Activity
10A010	1052	0000	00	000000	6,000.00	6,000.00	0.00	6,000.00	0.00
10A010	1053	0000	00	000000	2,000.00	2,000.00	0.00	2,000.00	0.00
10A010	1120	0000	00	000000	2,519,229.36	3,126,924.25	-251,293.11	2,875,631.14	356,401.78
10A010	1125	0000	00	000000	10,703.41	11,354.43	5.34	11,359.77	656.36
10A010	1126	0000	00	000000	161,155.10	149,891.20	-1,468.15	148,423.05	-12,732.05
10A010	1721	0000	00	000000	0.00	0.00	0.00	0.00	0.00
10A010	1722	0000	00	000000	0.00	0.00	0.00	0.00	0.00
10A010	1723	0000	00	000000	129,642.38	151,724.97	8,855.40	160,580.37	30,937.99
10A---	----	----	--	-----	2,828,730.25	3,447,894.85	-243,900.52	3,203,994.33	375,264.08
10L010	4310	0000	00	000000	0.00	0.00	0.00	0.00	0.00
10L010	4811	0000	00	000000	0.00	0.00	0.00	0.00	0.00
10L010	4812	0000	00	000000	0.00	0.00	0.00	0.00	0.00
10L010	4813	0000	00	000000	0.00	0.00	0.00	0.00	0.00
10L010	4814	0000	00	000000	0.00	0.00	0.00	0.00	0.00
10L010	4815	0000	00	000000	0.00	0.00	0.00	0.00	0.00
10L010	4816	0000	00	000000	-157,466.80	-146,244.64	1,462.81	-144,781.83	12,684.97
6010L010	4817	0000	00	000000	0.00	0.00	0.00	0.00	0.00
10L010	4817	0000	10	000000	0.00	0.00	0.00	0.00	0.00
10L010	4818	0000	00	000000	0.00	0.00	0.00	0.00	0.00
10L010	4819	0000	00	000000	-7,555.85	-8,155.82	0.00	-8,155.82	-599.97
10L010	4990	0000	00	000000	0.00	0.00	0.00	0.00	0.00
10L---	----	----	--	-----	-165,022.65	-154,400.46	1,462.81	-152,937.65	12,085.00
10Q010	7300	0000	00	000000	-1,810,053.98	-1,810,053.98	0.00	-1,810,053.98	0.00
10Q010	7310	0000	00	000000	259,178.82	-370,607.97	242,437.71	-128,170.26	-387,349.08
10Q010	7320	0000	00	000000	0.00	0.00	0.00	0.00	0.00
10Q010	7330	0000	00	000000	-1,112,832.44	-1,112,832.44	0.00	-1,112,832.44	0.00
10Q---	----	----	--	-----	-2,663,707.60	-3,293,494.39	242,437.71	-3,051,056.68	-387,349.08
10----	----	----	--	-----	0.00	0.00	0.00	0.00	0.00
20A010	1120	0000	00	000000	368,602.39	512,194.99	-15,025.33	497,169.66	128,567.27
20A010	1210	0000	00	000000	0.00	0.00	0.00	0.00	0.00
20A010	1310	0000	00	000000	0.00	0.00	0.00	0.00	0.00
20A---	----	----	--	-----	368,602.39	512,194.99	-15,025.33	497,169.66	128,567.27
20L010	4310	0000	00	000000	0.00	0.00	0.00	0.00	0.00
20L010	4812	0000	00	000000	0.00	0.00	0.00	0.00	0.00
20L010	4813	0000	00	000000	0.00	0.00	0.00	0.00	0.00

				Account Level	Beginning	May 2011-12	May 2011-12	Ending	2011-12	
FDTLOC	FUNC	OBJ	SJ	Description	Balance	Beginning Balance	Monthly Activity	Balance	FYTD Activity	
20L010	4814	0000	00	000000	IMRF	0.00	0.00	0.00	0.00	0.00
20L010	4815	0000	00	000000	ANNUITIES PAYABLE	0.00	0.00	0.00	0.00	0.00
20L010	4816	0000	00	000000	EMPLOYEE INS PAYABLE	0.00	0.00	0.00	0.00	0.00
20L010	4817	0000	00	000000	FICA	0.00	0.00	0.00	0.00	0.00
20L010	4817	0000	10	000000	MEDICARE N/C	0.00	0.00	0.00	0.00	0.00
20L010	4818	0000	00	000000	MEDICARE CERT	0.00	0.00	0.00	0.00	0.00
20L010	4819	0000	00	000000	OTHER P/R DEDUCTIONS	0.00	0.00	0.00	0.00	0.00
20L010	4990	0000	00	000000	MISC LIAB DIRECT DEP	0.00	0.00	0.00	0.00	0.00
20L---	----	----	--	-----		0.00	0.00	0.00	0.00	0.00
20Q010	7300	0000	00	000000	BLDG FUND BALANCE	-120,593.72	-120,593.72	0.00	-120,593.72	0.00
20Q010	7310	0000	00	000000	BLDG REV/EXP SUMMARY	59,651.22	-83,941.38	15,025.33	-68,916.05	-128,567.27
20Q010	7320	0000	00	000000	Emcumbrance	0.00	0.00	0.00	0.00	0.00
20Q010	7330	0000	00	000000	EXCESS/DIFFERENCE	-307,659.89	-307,659.89	0.00	-307,659.89	0.00
20Q---	----	----	--	-----		-368,602.39	-512,194.99	15,025.33	-497,169.66	-128,567.27
30---	----	----	--	-----		0.00	0.00	0.00	0.00	0.00
30A010	1120	0000	00	000000	DEBT SERVICES CASH ON HAND	298,680.08	298,588.01	120.54	298,708.55	28.47
30A010	1210	0000	00	000000	DEBT SERVICES CD	0.00	0.00	0.00	0.00	0.00
30A---	----	----	--	-----		298,680.08	298,588.01	120.54	298,708.55	28.47
30L010	4310	0000	00	000000	Accounts Payable	0.00	0.00	0.00	0.00	0.00
30L---	----	----	--	-----		0.00	0.00	0.00	0.00	0.00
30Q010	7300	0000	00	000000	DEBT SERVICES FUND BALANCE	-282,524.23	-282,524.23	0.00	-282,524.23	0.00
30Q010	7310	0000	00	000000	BOND REV/EXP SUMMARY	498,277.65	498,369.72	-120.54	498,249.18	-28.47
30Q010	7330	0000	00	000000	EXCESS/DIFFERENCE	-514,433.50	-514,433.50	0.00	-514,433.50	0.00
30Q---	----	----	--	-----		-298,680.08	-298,588.01	-120.54	-298,708.55	-28.47
30---	----	----	--	-----		0.00	0.00	0.00	0.00	0.00
40A010	1120	0000	00	000000	TRANS CASH ON HAND	162,118.48	57,919.26	-57,178.94	740.32	-161,378.16
40A010	1125	0000	00	000000	TRANS IHI RESERVE	1,206.85	1,208.01	0.00	1,208.01	1.16
40A010	1210	0000	00	000000	TRANS CD	0.00	0.00	0.00	0.00	0.00
40A---	----	----	--	-----		163,325.33	59,127.27	-57,178.94	1,948.33	-161,377.00
40L010	4310	0000	00	000000	Accounts Payable	0.00	0.00	0.00	0.00	0.00
40L010	4811	0000	00	000000	TRS	0.00	0.00	0.00	0.00	0.00
40L010	4812	0000	00	000000	FIT	0.00	0.00	0.00	0.00	0.00

110

				Account Level	Beginning	May 2011-12	May 2011-12	Ending	2011-12
FDTLOC	FUNC	OBJ	SJ	Description	Balance	Beginning Balance	Monthly Activity	Balance	FYTD Activity
40L010	4813	0000	00	000000	SIT	0.00	0.00	0.00	0.00
40L010	4814	0000	00	000000	IMRF	0.00	0.00	0.00	0.00
40L010	4815	0000	00	000000	ANNUITIES PAYABLE	0.00	0.00	0.00	0.00
40L010	4816	0000	00	000000	EMPLOYEE INS PAYABLE	0.00	0.00	0.00	0.00
40L010	4817	0000	00	000000	FICA	0.00	0.00	0.00	0.00
40L010	4817	0000	10	000000	MEDICARE N/C	0.00	0.00	0.00	0.00
40L010	4818	0000	00	000000	MEDICARE CERT	0.00	0.00	0.00	0.00
40L010	4819	0000	00	000000	OTHER P/R DEDUCTIONS	-130.14	-130.14	0.00	-130.14
40L010	4990	0000	00	000000	MISC LIAB DIRECT DEPOSIT	0.00	0.00	0.00	0.00
40L---	----	----	--	-----		-130.14	-130.14	0.00	-130.14
40Q010	7300	0000	00	000000	TRANS FUND BALANCE	-125,788.52	-125,788.52	0.00	-125,788.52
40Q010	7310	0000	00	000000	TRAN REV/EXP SUMMARY	78,940.43	183,138.49	57,178.94	240,317.43
40Q010	7320	0000	00	000000	Emcumbrance	0.00	0.00	0.00	0.00
40Q010	7330	0000	00	000000	EXCESS/DIFFERENCE	-116,347.10	-116,347.10	0.00	-116,347.10
40Q---	----	----	--	-----		-163,195.19	-58,997.13	57,178.94	-1,818.19
40Q---	----	----	--	-----		0.00	0.00	0.00	0.00
50A010	1120	0000	00	000000	IMRF CASH ON HAND	176,084.09	253,989.60	-62,385.28	191,604.32
50A010	1210	0000	00	000000	IMRF CD	0.00	0.00	0.00	0.00
50A---	----	----	--	-----		176,084.09	253,989.60	-62,385.28	191,604.32
50L010	4310	0000	00	000000	Accounts Payable	0.00	0.00	0.00	0.00
50L010	4814	0000	00	000000	IMRF	0.00	0.00	0.00	0.00
50L010	4817	0000	00	000000	FICA	0.00	0.00	0.00	0.00
50L010	4818	0000	00	000000	MEDICARE	0.00	0.00	0.00	0.00
50L010	4990	0000	00	000000		0.00	0.00	0.00	0.00
50L---	----	----	--	-----		0.00	0.00	0.00	0.00
50Q010	7300	0000	00	000000	IMRF FUND BALANCE	-151,984.58	-151,984.58	0.00	-151,984.58
50Q010	7310	0000	00	000000	IMRF/SS REV/EXP SUMMARY	177,246.93	99,341.42	62,385.28	161,726.70
50Q010	7330	0000	00	000000	EXCESS/DIFFERENCE	-201,346.44	-201,346.44	0.00	-201,346.44
50Q---	----	----	--	-----		-176,084.09	-253,989.60	62,385.28	-191,604.32
50Q---	----	----	--	-----		0.00	0.00	0.00	0.00
60A010	1120	0000	00	000000	Site & Construction Cash in on	0.00	0.00	0.00	0.00
60A---	----	----	--	-----		0.00	0.00	0.00	0.00

Account Level				Beginning	May 2011-12	May 2011-12	Ending	2011-12	
FDTLOC	FUNC	OBJ	SJ	Description	Balance	Beginning Balance	Monthly Activity	Balance	FYTD Activity
60L010	4310	0000	00 000000	Accounts Payable	0.00	0.00	0.00	0.00	0.00
60L---	----	----	--	-----	0.00	0.00	0.00	0.00	0.00
60Q010	7300	0000	00 000000	SITE & CONST FUND BALANCE	0.00	0.00	0.00	0.00	0.00
60Q010	7310	0000	00 000000	SITE/CONSTRUCTION REV/EXP SUM	0.00	0.00	0.00	0.00	0.00
60Q010	7330	0000	00 000000	EXCESS/DIFFERENCE	0.00	0.00	0.00	0.00	0.00
60Q---	----	----	--	-----	0.00	0.00	0.00	0.00	0.00
60----	----	----	--	-----	0.00	0.00	0.00	0.00	0.00
70A010	1120	0000	00 000000	WORKING CASH - CASH ON HAND	1,607,935.92	1,694,007.89	683.90	1,694,691.79	86,755.87
70A010	1210	0000	00 000000	WORKING CASH CD	0.00	0.00	0.00	0.00	0.00
70A---	----	----	--	-----	1,607,935.92	1,694,007.89	683.90	1,694,691.79	86,755.87
70Q010	7300	0000	00 000000	WORKING CASH FUND BALANCE	-1,482,040.21	-1,482,040.21	0.00	-1,482,040.21	0.00
70Q010	7310	0000	00 000000	WORKING CASH REV/EXP SUMMARY	-11,393.25	-97,465.22	-683.90	-98,149.12	-86,755.87
70Q010	7330	0000	00 000000	EXCESS/DIFFERENCE	-114,502.46	-114,502.46	0.00	-114,502.46	0.00
70Q---	----	----	--	-----	-1,607,935.92	-1,694,007.89	-683.90	-1,694,691.79	-86,755.87
70----	----	----	--	-----	0.00	0.00	0.00	0.00	0.00
80A010	1120	0000	00 000000	Tort Cash on Hand	0.00	35,413.66	-6,200.70	29,212.96	29,212.96
80A---	----	----	--	-----	0.00	35,413.66	-6,200.70	29,212.96	29,212.96
80L010	4310	0000	00 000000	Accounts Payable	0.00	0.00	0.00	0.00	0.00
80L---	----	----	--	-----	0.00	0.00	0.00	0.00	0.00
80Q010	7300	0000	00 000000	Tort Fund Balance	0.00	0.00	0.00	0.00	0.00
80Q010	7310	0000	00 000000	TORT REV/EXP SUMMARY	227,330.44	191,916.78	6,200.70	198,117.48	-29,212.96
80Q010	7330	0000	00 000000	EXCESS/DIFFERENCE	-227,330.44	-227,330.44	0.00	-227,330.44	0.00
80Q---	----	----	--	-----	0.00	-35,413.66	6,200.70	-29,212.96	-29,212.96
80----	----	----	--	-----	0.00	0.00	0.00	0.00	0.00
90A010	1120	0000	00 000000	LIFE SAFETY CASH ON HAND	365,303.61	301,460.86	-213.30	301,247.56	-64,056.05
90A010	1210	0000	00 000000	LIFE SAFETY CD	0.00	0.00	0.00	0.00	0.00
90A---	----	----	--	-----	365,303.61	301,460.86	-213.30	301,247.56	-64,056.05
90L010	4310	0000	00 000000	Accounts Payable	0.00	0.00	0.00	0.00	0.00
90L010	4812	0000	00 000000	L/S FIT	0.00	0.00	0.00	0.00	0.00

130

Account Level				Beginning	May 2011-12	May 2011-12	Ending	2011-12	
FDTLOC	FUNC	OBJ	SJ	Balance	Beginning Balance	Monthly Activity	Balance	FYTD Activity	
90L010	4813	0000	00 000000	L/S SIT	0.00	0.00	0.00	0.00	0.00
90L010	4817	0000	00 000000	L/S FICA	0.00	0.00	0.00	0.00	0.00
90L010	4817	0000	10 000000	L/S Medicare NC	0.00	0.00	0.00	0.00	0.00
90L---	----	----	--	-----	0.00	0.00	0.00	0.00	0.00
90Q010	7300	0000	00 000000	LIFE SAFETY FUND BALANCE	-1,128,737.03	-1,128,737.03	0.00	-1,128,737.03	0.00
90Q010	7310	0000	00 000000	LIFE SAFETY REV/EXP SUMMARY	52,831.08	116,673.83	213.30	116,887.13	64,056.05
90Q010	7320	0000	00 000000	Emcumbrance	0.00	0.00	0.00	0.00	0.00
90Q010	7330	0000	00 000000	EXCESS/DIFFERENCE	710,602.34	710,602.34	0.00	710,602.34	0.00
90Q---	----	----	--	-----	-365,303.61	-301,460.86	213.30	-301,247.56	64,056.05
90----	----	----	--	-----	0.00	0.00	0.00	0.00	0.00
Grand Asset Totals					5,808,661.67	6,602,677.13	-384,099.63	6,218,577.50	409,915.83
Grand Liability Totals					-165,152.79	-154,530.60	1,462.81	-153,067.79	12,085.00
Grand Equity Totals					-5,643,508.88	-6,448,146.53	382,636.82	-6,065,509.71	-422,000.83
Grand Totals					0.00	0.00	0.00	0.00	0.00

Number of Accounts: 103

***** End of report *****

Harry & June Hillis

535 N. Washington St., Olney, IL 62450 (618) 392-7901

23 May 2012

Administration and Board of Education
East Richland School District
1100 East Laurel Street
Olney, IL 62450

Re: Retirement Event


June and I cannot thank you enough for the wonderful reception given us at the Board of Education meeting May 17, 2012.

The handmade wooden school bell with the music box is indeed a unique and appreciated gift. The golden athletic pass is also appreciated. And the flowers given to June are still being enjoyed. She has kept them well-watered and they are almost as beautiful as they were when presented. We also enjoyed the plate of cookies.

Most of all, I want to thank you for the opportunity to work with such a great group of people. Board members hit a home run when they employed Marilyn Holt as Superintendent. I have worked with many Board members and school administrators, but none greater than the present Board and the administrative team that has been assembled.

Through the years, different Boards and Administrations have faced different opportunities and challenges. All have risen to the occasion, with the support of a citizenry that wants and appreciates a good educational system. I know this present Board and Administration face some challenges. I am confident you will meet these challenges, and also take advantage of the opportunities that come your way.

Sincerely and with appreciation,



Office of the
Superintendent

MAY 23 2012

ERCD#1



ERES Building Report June 2012

1. Enrollment Figures By Grade Level for the End of May:

Prekindergarten	19-20-20-20-20-19-20	138
Kindergarten	19-21-20-20-20-20	120
First Grade	22-22-22-21-22-23-21-22	175
Second Grade	22-23-20-23-22-21	131
Primary LD/MMI		13
Third Grade	25-26-26-26-26-26-26	181
Fourth Grade	25-25-24-21-24-26	145
Fifth Grade	25-27-25-26-24-26	153
Intermediate LD/MMI		5
	Total	1061

SESE Classes

ECE	20
Homebound	1

Total 1082

2. May Attendance Information:

Kindergarten	96.4%
First Grade	96.0%
Second Grade	95.1%
Third Grade	96.0%
Fourth Grade	96.8%
Fifth Grade	96.8%

3. May Discipline Summaries:

*One student – In School Suspension – One day

*One student – Bus Suspension – Two days

4. ERES News and Events

- ERES is having summer tutoring for 54 students in kindergarten – fourth grade. The tutoring dates are June 4 – 28 meeting on Mondays – Thursdays at 8:30-10:00 a.m.
- ERES teachers will work on common core standards on June 6 with Kristen Holly, consultant. Then on July 10 teachers will have inservice on cooperative learning.
- Preschool screening will be July 23 for any children missing the spring screening dates or new to the community.
- Registration for the 2012-2013 school year will be on July 31 - 10:00 a.m. to 1:00 p.m. and 3:00 to 6:00 p.m. at ERES. We are excited to offer online registration, too.

**East Richland Middle School
Building Report
Month Ending 5/17/12**

1. Enrollment

6th Grade ~151
7th Grade ~ 145
8th Grade ~ 146

2. Attendance

6th Grade ~ 94.57%
7th Grade ~ 96.85 %
8th Grade ~ 95.07%

3. Discipline

Number of Expulsions ~ 0
Number of In School Suspensions ~ 6
Number of Out of School Suspensions ~ 6
Number of Days Each Child Suspended ~ 2 @ 1 day; 2 @ 3 days; 2 @ 4 days

4. Month Activities

May 1 ~ 6th grade ETS; ERFAE Awards 7:00
May 2 ~ 8th grade transition visit to ERHS
May 3 ~ Academic Awards 6:00
May 4 ~ 11:07 dismissal
May 6 ~ ERMS & ERHS choir concert 3:00
May 7 ~ Blood Drive 3:00-7:00
May 8 ~ 7th/8th grade ETS; Band Concert 7:00
May 9 ~ SLC field trip to St. Louis
May 10 ~ Sports Awards 6:00
May 11 ~ Olympic Day
May 14 ~ 8th grade field trip to St. Louis; 7th grade dome day
May 15 ~ 8th grade promotion ceremony 7:00
May 16 ~ No school/Institute Day
May 17 ~ Last day of school/report cards issued; 8th grade dance 7:00-9:00; 8th grade Music Department trip to Holiday World

**East Richland High School
Principal's Report
June 5, 2012**

Calendar of Events:

- Summer School/Driver Education: May 29 – June 21

Enrollment Totals for May:

Freshmen: 164	Juniors: 153
Sophomores: 161	Seniors: 136

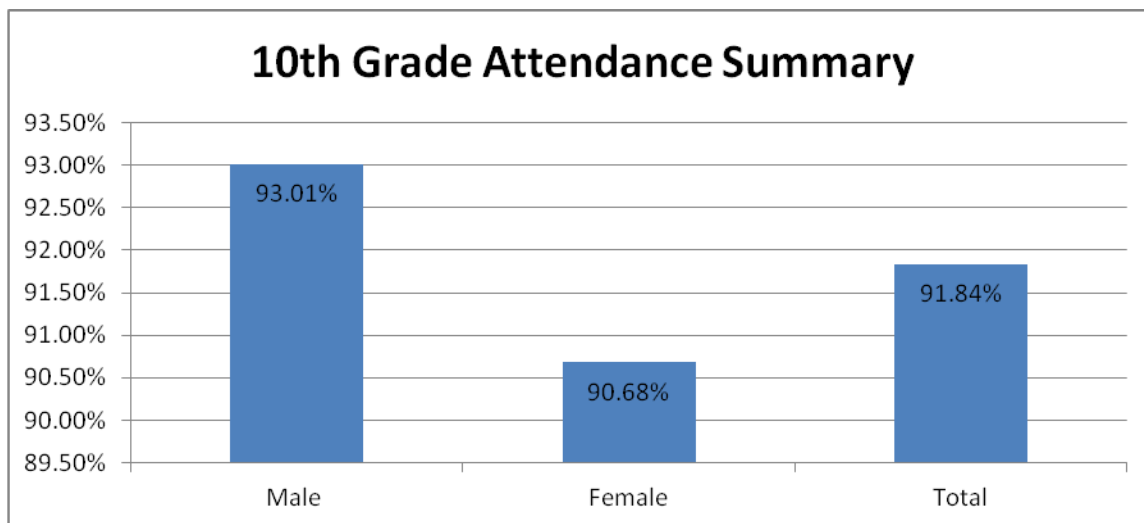
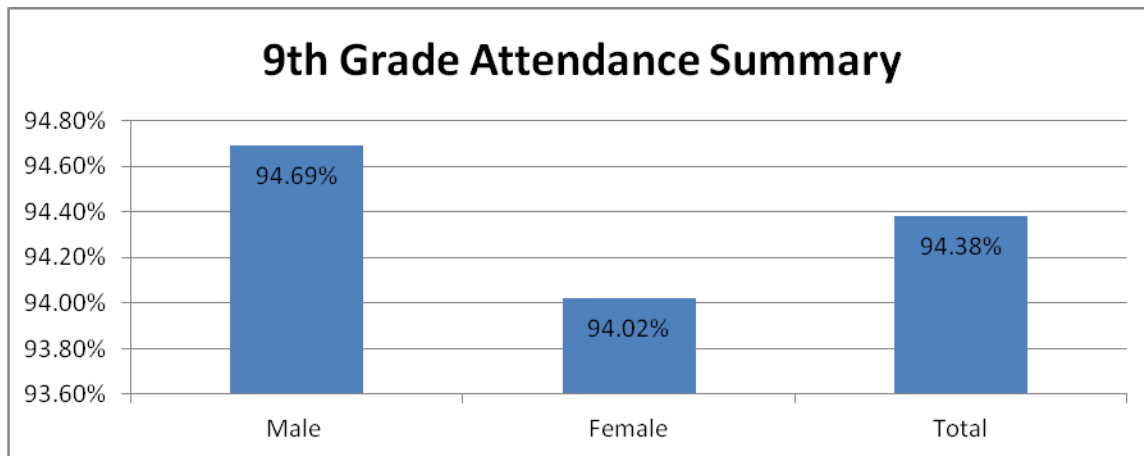
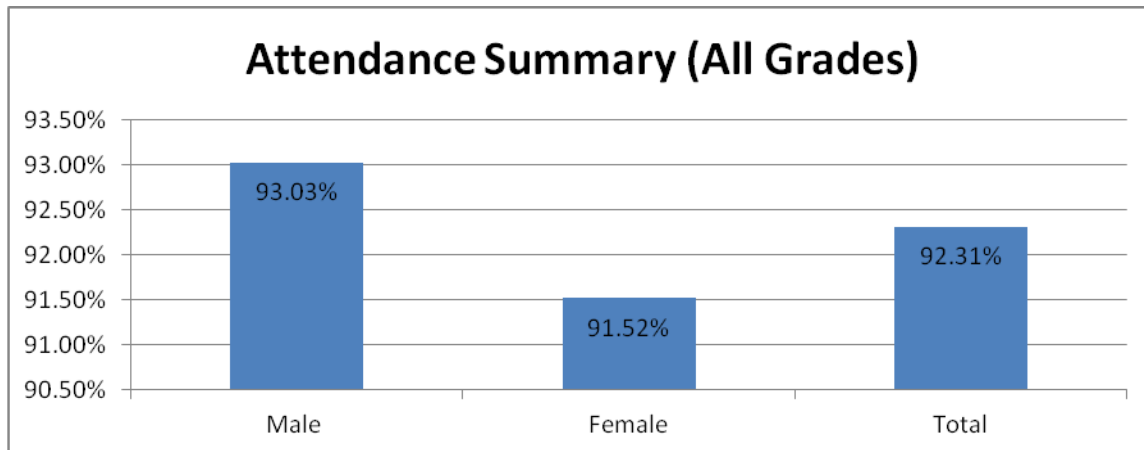
Total: 614

*** Percentage of Attendance for the month of May = 92.31%**

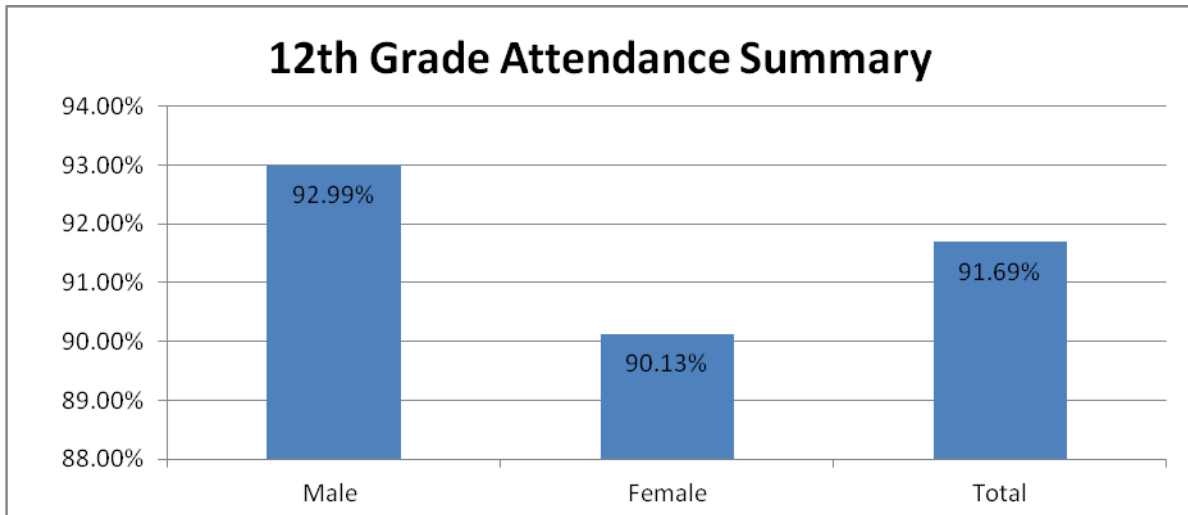
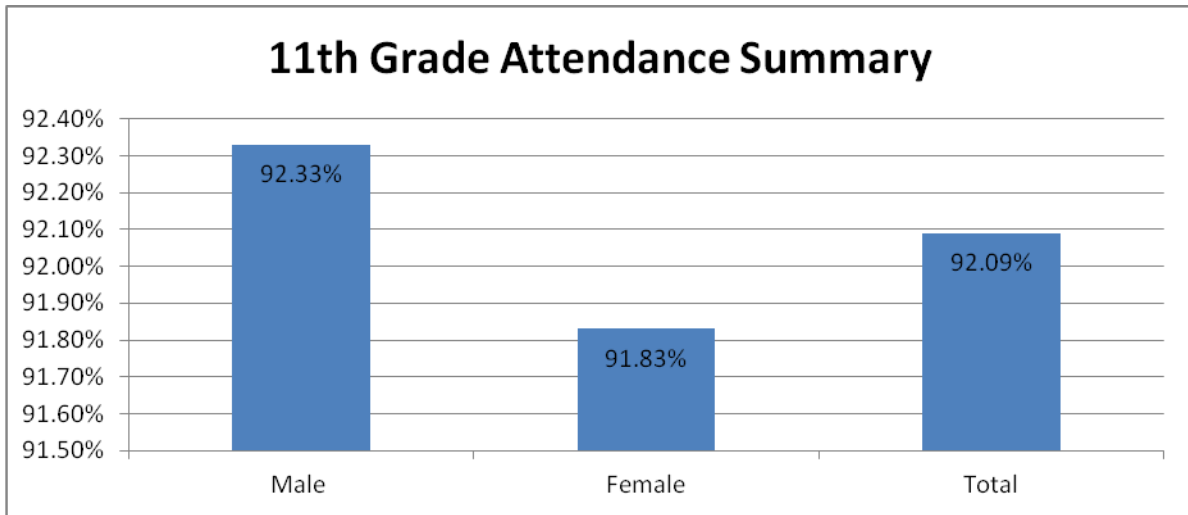
Discipline for May:

Detention - 21
Lunch Detention - 58
Saturday School - 14
AER - 3
Out of School Suspension - 0
Bus Suspension - 0

2011-12 Attendance Summary



2011-12 Attendance Summary



ERHS Attendance Summary

Attendance	Grade	9th	10th	11th	12th	Total	
2004-05	Male					93.70%	
	Female					93.30%	
	Total					93.51%	
	Tardies					3274	
2005-06	Male	94.73%	93.02%	92.92%	92.07%	93.20%	
	Female	93.37%	92.47%	93.69%	91.73%	92.85%	
	Total	94.09%	92.77%	93.32%	91.91%	93.03%	
	Tardies	998	1136	989	1032	4155	
2006-07	Male	95.41%	93.41%	93.90%	89.90%	93.26%	
	Female	93.94%	92.71%	93.35%	89.77%	92.65%	
	Total	94.76%	93.10%	93.64%	89.83%	92.76%	
	Tardies	1128	1183	781	861	4037	
2007-08	Male	94.21%	94.61%	94.23%	92.02%	93.87%	
	Female	93.82%	92.70%	93.56%	90.17%	92.58%	
	Total	94.03%	93.78%	93.92%	91.11%	93.28%	
	Tardies	927	1392	952	717	3988	
2008-09	Male	95.39%	94.28%	94.00%	89.84%	93.43%	
	Female	94.65%	92.47%	93.36%	89.86%	92.51%	
	Total	95.06%	93.38%	93.73%	89.85%	93.01%	
	Tardies	628	1108	1068	883	3756	

ERHS Attendance Summary

2009-10	Male	93.58%	94.80%	94.19%	93.35%	93.72%
	Female	93.51%	91.67%	91.46%	92.72%	92.16%
	Total	93.55%	93.41%	92.85%	93.07%	93.00%
	Tardies	412	490	484	554	2023
2010-11	Male	93.51%	92.43%	93.86%	92.65%	92.84%
	Female	92.07%	92.00%	92.43%	90.32%	91.47%
	Total	92.80%	92.22%	93.22%	91.50%	92.19%
	Tardies	430	483	388	534	1906
2011-12	Male	94.69%	93.01%	92.33%	92.99%	93.03%
	Female	94.02%	90.68%	91.83%	90.13%	91.52%
	Total	94.38%	91.84%	92.09%	91.69%	92.31%
	Tardies	895	1212	1440	907	4454

Male	93.03%
Female	91.52%
Total	92.31% All

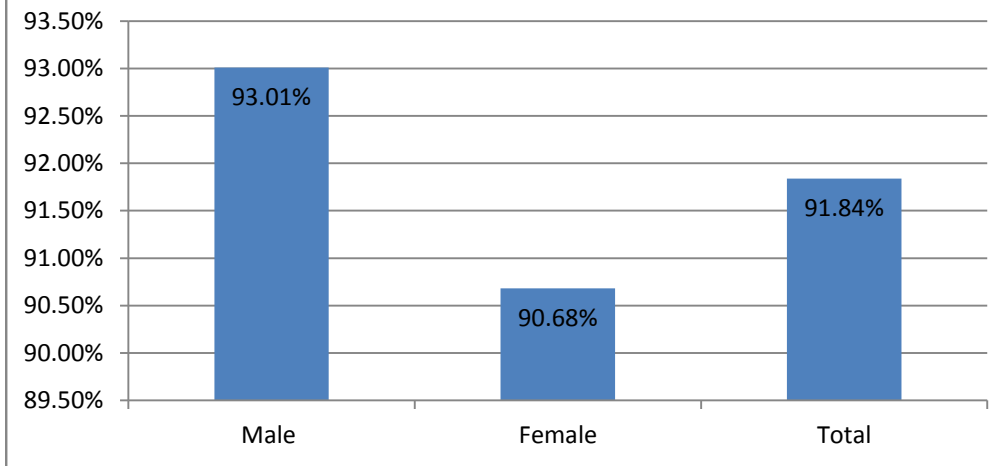
Male	94.69%
Female	94.02%
Total	94.38% 9th

Male	93.01%
Female	90.68%
Total	91.84% 10th

Male	92.33%
Female	91.83%
Total	92.09% 11th

Male	92.99%
Female	90.13%
Total	91.69% 12th

10th Grade Attendance Summary



2011-12 Freshman Data

Attendance

- 94.38% Attendance Rate
 - 94.69%-males, 94.02%-females
- 895 total tardies
- 1 student with perfect attendance
- 40 students missed 0.5-5 days
- 60 students missed 5.5-10 days
- 34 students missed 10.5-15 days
- 16 students missed 15.5-20 days
- 19 students missed more than 20 days

Discipline

- 402 total disciplinary referrals
 - 295 incidents for males, 107 incidents for females
 - 21% of all disciplinary referrals
- 15 suspensions
 - 13 incidents for males, 2 incidents for females
 - 26% of all suspensions
- 95 students received no disciplinary referrals
- 30 students received 1-5 disciplinary referrals
- 5 students received 6-10 referrals
- 24 students received more than 10 disciplinary referrals

Grades

- 59 students with GPA of 4.5-5.0
- 27 students with GPA of 4.0-4.49
- 22 students with GPA of 3.5-3.99
- 23 students with GPA of 3.0-3.49
- 10 students with GPA of 2.5-2.99
- 6 students with GPA of 2.0-2.49
- 4 students with GPA of below 2.0
- 3 students will start 2012-13 school year with Freshman status (less than 6 credits)
 - 1.83% retained

Special Needs Board Report June 2012

- 343 - Total number of students with IEPs (Individual Education Plans)
 - 1 - Total number of students with IEPs attending Optional Education
 - 1 - Total number of students with IEPs attending Safe School
- 16 - Total number of students with IEPs attending out of district
 - SESE MSI** – Louisville (3)
 - SESE MSI** – Ste Marie (2)
 - SESE ED** – West Richland Elementary (2)
 - SESE ED** – Fresh Start TLC at Effingham (4)
 - SESE ED** – Oblong HS (0)
 - SESE ED** – Oblong MS (1)
 - Autism** – West Richland Elementary (1)
 - Autism** – O’Fallon, IL (1)
 - Residential** – Kemmerer Village (1)
 - Residential** – Swann at Champaign, IL (1)
- 12 - Total number of students with Section 504 Plans
 - 6 - Total number of pending re-evaluations
 - 2 - Total number of pending initial evaluations
 - 1 - Total number of move in students (0 - Speech Only)
 - 0 - Total number of students who left district (0 - Speech Only)
- 62 - Total number of IEP meetings held from May

MSI – Moderate to Severely Impaired

ED – Emotional Disability

ILLINOIS STATE BOARD OF EDUCATION
School Business Services Division

Accounting Basis:

Cash
 Accrual

SCHOOL DISTRICT BUDGET FORM *
July 1, 2011 - June 30, 2012

Balanced budget, no deficit
reduction plan is required.

Date of Amended Budget: June 21, 2012
(MM/DD/YY)

District Name: East Richland Community Unit #1

District RCDT No: 12-080-0010-26

Budget of East Richland Community Unit #1, County of Richland, Wayne, Jasper,
State of Illinois, for the Fiscal Year beginning July 1, 2011 and ending June 30, 2012.

WHEREAS the Board of Education of East Richland Community Unit #1,
County of Richland, Wayne, Jasper, State of Illinois, caused to be prepared in tentative form a budget, and the Secretary
of this Board has made the same conveniently available to public inspection for at least thirty days prior to final action thereon;

AND WHEREAS a public hearing was held as to such budget on the 21st day of June, 20 12,
notice of said hearing was given at least thirty days prior thereto as required by law, and all other legal requirements have been complied with;

NOW, THEREFORE, Be it resolved by the Board of Education of said district as follows:
Section 1: That the fiscal year of this school district be and the same hereby is fixed and declared to be

beginning July 1, 2011 and ending June 30, 2012.

Section 2: That the following budget containing an estimate of amounts available in each Fund, separately, and expenditures from each
be and the same is hereby adopted as the budget of this school district for said fiscal year.

ADOPTION OF BUDGET

The budget shall be approved and signed below by members of the School Board. Adopted this 21st
day of June, 20 12 by a roll call vote of _____ Yeas, and _____ Nays, to wit:

MEMBERS VOTING YEA:	MEMBERS VOTING NAY:

* Based on the 23 Illinois Administrative Code-Part 100 and inconformity with Section 17-1 of the School Code.
(1) A certified copy of this document must be filed with the county clerk within 30 days of adoption as required
by Section 18-50 of the Property Tax Code (35 ILCS 200/18-50).
(2) Districts are required to submit the adopted/amended budget electronically to ISBE within 30 days of adoption or by October 31,
whichever comes first. Budgets are submitted to: www.isbe.net/sfms/budget/2012/budget.htm. The electronic version does
not require member signatures.

BUDGET SUMMARY

	A	B	C	D	E	F	G	H	I	J	K	L
1	<i>Begin entering data on EstRev 5-10 and EstExp 11-17 tabs.</i>		(10)	(20)	(30)	(40)	(50)	(60)	(70)	(80)	(90)	
2	Description	Acct #	Educational	Operations & Maintenance	Debt Service	Transportation	Municipal Retirement/ Social Security	Capital Projects	Working Cash	Tort	Fire Prevention & Safety	
3	ESTIMATED BEGINNING FUND BALANCE July 1, 2011 ¹		2,663,708	368,602	298,680	163,195	176,084	0	1,607,936	0	365,304	
4	RECEIPTS/REVENUES											
5	LOCAL SOURCES	1000	3,907,948	793,158	1,022,594	348,399	705,330	0	87,442	708,447	80,623	
6	FLOW-THROUGH RECEIPTS/REVENUES FROM ONE DISTRICT TO ANOTHER DISTRICT	2000	57,000	0	0	0	0	0	0	0	0	
7	STATE SOURCES	3000	9,069,911	0	0	985,845	0	0	0	0	0	
8	FEDERAL SOURCES	4000	1,599,233	0	0	0	0	0	0	0	0	
9	Total Direct Receipts/Revenues		14,634,092	793,158	1,022,594	1,334,244	705,330	0	87,442	708,447	80,623	
10	Receipts/Revenues for "On Behalf" Payments ²	3998	2,066,433	0	0	0	0	0	0	0	0	
11	Total Receipts/Revenues		16,700,525	793,158	1,022,594	1,334,244	705,330	0	87,442	708,447	80,623	
12	DISBURSEMENTS/EXPENDITURES											
13	INSTRUCTION	1000	9,456,973	0	0	0	244,242	0	0	0	0	
14	SUPPORT SERVICES	2000	4,707,907	736,449	0	1,339,040	532,640	0	0	708,450	154,224	
15	COMMUNITY SERVICES	3000	253,699	0	0	0	9,704	0	0	0	0	
16	PAYMENTS TO OTHER DISTRICTS & GOVT UNITS	4000	323,149	0	0	1,200	0	0	0	0	0	
17	DEBT SERVICES	5000	0	0	1,022,417	0	0	0	0	0	0	
18	PROVISION FOR CONTINGENCIES	6000	0	0	0	0	0	0	0	0	0	
19	Total Direct Disbursements/Expenditures		14,741,728	736,449	1,022,417	1,340,240	786,586	0	0	708,450	154,224	
20	Disbursements/Expenditures for "On Behalf" Payments ²	4180	2,066,433	0	0	0	0	0	0	0	0	
21	Total Disbursements/Expenditures		16,808,161	736,449	1,022,417	1,340,240	786,586	0	0	708,450	154,224	
22	Excess of Direct Receipts/Revenues Over (Under) Direct Disbursements/Expenditures		(107,636)	56,709	177	(5,996)	(81,256)	0	87,442	(3)	(73,601)	
23	OTHER SOURCES/USES OF FUNDS											
24	OTHER SOURCES OF FUNDS (7000)											
25	PERMANENT TRANSFER FROM VARIOUS FUNDS											
26	Abolishment the Working Cash Fund	7110										
27	Abatement of the Working Cash Fund	7110										
28	Transfer of Working Cash Fund Interest	7120										
29	Transfer Among Funds	7130										
30	Transfer of Interest	7140										
31	Transfer from Capital Projects Fund to O&M Fund	7150		0								
32	Transfer of Excess Fire Prev & Safety Tax & Interest ³ Proceeds to O&M Fund	7160		0								
33	Transfer of Excess Accumulated Fire Prev & Safety Bond and Int ³ Proceeds to Debt Service Fund	7170			0							
34	SALE OF BONDS (7200)											
35	Principal on Bonds Sold ⁴	7210										
36	Premium on Bonds Sold	7220										
37	Accrued Interest on Bonds Sold	7230										
38	Sale or Compensation for Fixed Assets ⁵	7300										
39	Transfer to Debt Service to Pay Principal on Capital Leases	7400		0								
40	Transfer to Debt Service Fund to Pay Interest on Capital Leases	7500		0								
41	Transfer to Debt Service Fund to Pay Principal on Revenue Bonds	7600		0								
42	Transfer to Debt Service Fund to Pay Interest on Revenue Bonds	7700		0								
43	Transfer to Capital Projects Fund	7800						0				
44	ISBE Loan Proceeds	7900										
45	Other Sources Not Classified Elsewhere	7990										
46	Total Other Sources of Funds		0	0	0	0	0	0	0	0	0	

	A	B	C	D	E	F	G	H	I	J	K	L
1	<i>Begin entering data on EstRev 5-10 and EstExp 11-17 tabs.</i>		(10)	(20)	(30)	(40)	(50)	(60)	(70)	(80)	(90)	
2	Description	Acct #	Educational	Operations & Maintenance	Debt Service	Transportation	Municipal Retirement/ Social Security	Capital Projects	Working Cash	Tort	Fire Prevention & Safety	
47	OTHER USES OF FUNDS (8000)											
49	TRANSFER TO VARIOUS OTHER FUNDS (8100)											
50	Abolishment or Abatement of the Working Cash Fund	8110										
51	Transfer of Working Cash Fund Interest	8120										
52	Transfer Among Funds	8130										
53	Transfer of Interest ⁶	8140										
54	Transfer from Capital Projects Fund to O&M Fund	8150										
55	Transfer of Excess Fire Prev & Safety Tax & Interest ³ Proceeds to O&M Fund	8160										
56	Transfer of Excess Accumulated Fire Prev & Safety Bond ³ and Int Proceeds to Debt Service Fund	8170										
57	Taxes Pledged to Pay Principal on Capital Leases	8410										
58	Grants/Reimbursements Pledged to Pay Principal on Capital Leases	8420										
59	Other Revenues Pledged to Pay Principal on Capital Leases	8430										
60	Fund Balance Transfers Pledged to Pay Principal on Capital Leases	8440										
61	Taxes Pledged to Pay Interest on Capital Leases	8510										
62	Grants/Reimbursements Pledged to Pay Interest on Capital Leases	8520										
63	Other Revenues Pledged to Pay Interest on Capital Leases	8530										
64	Fund Balance Transfers Pledged to Pay Interest on Capital Leases	8540										
65	Taxes Pledged to Pay Principal on Revenue Bonds	8610										
66	Grants/Reimbursements Pledged to Pay Principal on Revenue Bonds	8620										
67	Other Revenues Pledged to Pay Principal on Revenue Bonds	8630										
68	Fund Balance Transfers Pledged to Pay Principal on Revenue Bonds	8640										
69	Taxes Pledged to Pay Interest on Revenue Bonds	8710										
70	Grants/Reimbursements Pledged to Pay Interest on Revenue Bonds	8720										
71	Other Revenues Pledged to Pay Interest on Revenue Bonds	8730										
72	Fund Balance Transfers Pledged to Pay Interest on Revenue Bonds	8740										
73	Taxes Transferred to Pay for Capital Projects	8810										
74	Grants/Reimbursements Pledged to Pay for Capital Projects	8820										
75	Other Revenues Pledged to Pay for Capital Projects	8830										
76	Fund Balance Transfers Pledged to Pay for Capital Projects	8840										
77	Transfer to Debt Service Fund to Pay Principal on ISBE Loans	8910										
78	Other Uses Not Classified Elsewhere	8990										
79	Total Other Uses of Funds		0	0	0	0	0	0	0	0	0	0
80	Total Other Sources/Uses of Fund		0	0	0	0	0	0	0	0	0	0
81	ESTIMATED ENDING FUND BALANCE June 30, 2012		2,556,072	425,311	298,857	157,199	94,828	0	1,695,378	(3)	291,703	

82	SUMMARY OF EXPENDITURES (by Major Object)											
83			(10)	(20)	(30)	(40)	(50)	(60)	(70)	(80)	(90)	
84	Description	Acct #	Educational	Operations & Maintenance	Debt Service	Transportation	Municipal Retirement/ Social Security	Capital Projects	Working Cash	Tort	Fire Prevention & Safety	Total By Object
85	Object Name											
87	Salaries	100	10,016,189	96,700		585,899		0		470,578	0	11,169,366
88	Employee Benefits	200	1,753,093	4,690		91,614	786,586	0		0	0	2,635,983
89	Purchased Services	300	581,555	398,502	0	111,844		0		237,872	144,224	1,473,997
90	Supplies & Materials	400	1,516,100	165,462		296,300		0		0	10,000	1,987,862
91	Capital Outlay	500	361,636	71,095		254,583		0		0	0	687,314
92	Other Objects	600	513,155	0	1,022,417	0	0	0		0	0	1,535,572
93	Non-Capitalized Equipment	700	0	0		0		0		0	0	0
94	Termination Benefits	800	0	0		0						0
95	Total Expenditures		14,741,728	736,449	1,022,417	1,340,240	786,586	0		708,450	154,224	19,490,094

SUMMARY OF CASH TRANSACTIONS

	A	B	C	D	E	F	G	H	I	J	K
1	Description	Acct #	(10)	(20)	(30)	(40)	(50)	(60)	(70)	(80)	(90)
2			Educational	Operations & Maintenance	Debt Service	Transportation	Municipal Retirement/ Social Security	Capital Projects	Working Cash	Tort	Fire Prevention & Safety
3	BEGINNING CASH BALANCE ON HAND July 1, 2011 ⁷		2,691,088	368,602	298,680	163,325	176,084	0	1,607,936	0	365,304
4	Total Direct Receipts & Other Sources ⁸		14,634,092	793,158	1,022,594	1,334,244	705,330	0	87,442	708,447	80,623
5	OTHER RECEIPTS										
6	Interfund Loans Payable (Loans from Other Funds)	411									
7	Interfund Loans Receivable (Repayment of Loans)	141									
8	Notes and Warrants Payable	433									
9	Other Current Assets	199									
10	Total Other Receipts		0	0	0	0	0	0	0	0	0
11	Total Direct Receipts, Other Sources, & Other Receipts		14,634,092	793,158	1,022,594	1,334,244	705,330	0	87,442	708,447	80,623
12	Total Amount Available		17,325,180	1,161,760	1,321,274	1,497,569	881,414	0	1,695,378	708,447	445,927
13	Total Direct Disbursements & Other Uses ⁹		14,741,728	736,449	1,022,417	1,340,240	786,586	0	0	708,450	154,224
14	OTHER DISBURSEMENTS										
15	Interfund Loans Receivable (Loans to Other Funds) ¹⁰	141									
16	Interfund Loans Payable (Repayment of Loans)	411									
17	Notes and Warrants Payable	433									
18	Other Current Liabilities	499									
19	Total Other Disbursements		0	0	0	0	0	0	0	0	0
20	Total Direct Disbursements, Other Uses, & Other Disbursements		14,741,728	736,449	1,022,417	1,340,240	786,586	0	0	708,450	154,224
21	ENDING CASH BALANCE ON HAND June 30, 2012 ⁷		2,583,452	425,311	298,857	157,329	94,828	0	1,695,378	(3)	291,703

	A	B	C	D	E	F	G	H	I	J	K
1			(10)	(20)	(30)	(40)	(50)	(60)	(70)	(80)	(90)
2	Description	Acct #	Educational	Operations & Maintenance	Debt Service	Transportation	Municipal Retirement/ Social Security	Capital Projects	Working Cash	Tort	Fire Prevention & Safety
3	RECEIPTS/REVENUES FROM LOCAL SOURCES										
4	AD VALOREM TAXES LEVIED BY LOCAL EDUCATION AGENCY										
5	Designated Purposes Levies ¹¹	-	2,899,027	787,779	1,018,912	315,112	388,864		78,778	707,930	78,778
6	Leasing Purposes Levy ¹²	1130									
7	Special Education Purposes Levy	1140	63,023								
8	FICA and Medicare Only Levies	1150					239,296				
9	Area Vocational Construction Purposes Levy	1160									
10	Summer School Purposes Levy	1170									
11	Other Tax Levies (Describe & Itemize)	1190									
12	Total Ad Valorem Taxes Levied by District		2,962,050	787,779	1,018,912	315,112	628,160	0	78,778	707,930	78,778
13	PAYMENTS IN LIEU OF TAXES										
14	Mobile Home Privilege Tax	1210	39,697								
15	Payments from Local Housing Authority	1220	11,348								
16	Corporate Personal Property Replacement Taxes ¹³	1230	381,009				75,000				
17	Other Payments in Lieu of Taxes (Describe & Itemize)	1290									
18	Total Payments in Lieu of Taxes		432,054	0	0	0	75,000	0	0	0	0
19	TUITION										
20	Regular Tuition from Pupils or Parents (In State)	1311									
21	Regular Tuition from Other Districts (In State)	1312									
22	Regular Tuition from Other Sources (In State)	1313									
23	Regular Tuition from Other Sources (Out of State)	1314									
24	Summer School Tuition from Pupils or Parents (In State)	1321									
25	Summer School Tuition from Other Districts (In State)	1322									
26	Summer School Tuition from Other Sources (In State)	1323									
27	Summer School Tuition from Other Sources (Out of State)	1324									
28	CTE Tuition from Pupils or Parents (In State)	1331									
29	CTE Tuition from Other Districts (In State)	1332									
30	CTE Tuition from Other Sources (In State)	1333									
31	CTE Tuition from Other Sources (Out of State)	1334									
32	Special Education Tuition from Pupils or Parents (In State)	1341									
33	Special Education Tuition from Other Districts (In State)	1342									
34	Special Education Tuition from Other Sources (In State)	1343									
35	Special Education Tuition from Other Sources (Out of State)	1344									
36	Adult Tuition from Pupils or Parents (In State)	1351									
37	Adult Tuition from Other Districts (In State)	1352									
38	Adult Tuition from Other Sources (In State)	1353									
39	Adult Tuition from Other Sources (Out of State)	1354									
40	Total Tuition		0								
41	TRANSPORTATION FEES										
42	Regular Transportation Fees from Pupils or Parents (In State)	1411									
43	Regular Transportation Fees from Other Districts (In State)	1412				1,421					
44	Regular Transportation Fees from Other Sources (In State)	1413				4,437					
45	Regular Transportation Fees from Co-curricular Activities (In State)	1415				15,736					
46	Regular Transportation Fees from Other Sources (Out of State)	1416									
47	Summer School Transportation Fees from Pupils or Parents (In State)	1421									
48	Summer School Transportation Fees from Other Districts (In State)	1422									
49	Summer School Transportation Fees from Other Sources (In State)	1423									
50	Summer School Transportation Fees from Other Sources (Out of State)	1424									
51	CTE Transportation Fees from Pupils or Parents (In State)	1431									
52	CTE Transportation Fees from Other Districts (In State)	1432									
53	CTE Transportation Fees from Other Sources (In State)	1433									
54	CTE Transportation Fees from Other Sources (Out of State)	1434									
55	Special Education Transportation Fees from Pupils or Parents (In State)	1441									

	A	B	C	D	E	F	G	H	I	J	K
1			(10)	(20)	(30)	(40)	(50)	(60)	(70)	(80)	(90)
2	Description	Acct #	Educational	Operations & Maintenance	Debt Service	Transportation	Municipal Retirement/ Social Security	Capital Projects	Working Cash	Tort	Fire Prevention & Safety
56	Special Education Transportation Fees from Other Districts (In State)	1442				4,095					
57	Special Education Transportation Fees from Other Sources (In State)	1443									
58	Special Education Transportation Fees from Other Sources (Out of State)	1444									
59	Adult Transportation Fees from Pupils or Parents (In State)	1451									
60	Adult Transportation Fees from Other Districts (In State)	1452									
61	Adult Transportation Fees from Other Sources (In State)	1453									
62	Adult Transportation Fees from Other Sources (Out of State)	1454									
63	Total Transportation Fees					25,689					
64	EARNINGS ON INVESTMENTS										
65	Interest on Investments	1510	20,000	3,220	3,682	900	2,170		8,664	517	1,845
66	Gain or Loss on Sale of Investments	1520									
67	Total Earnings on Investments		20,000	3,220	3,682	900	2,170	0	8,664	517	1,845
68	FOOD SERVICE										
69	Sales to Pupils - Lunch	1611	197,000								
70	Sales to Pupils - Breakfast	1612	20,000								
71	Sales to Pupils - A la Carte	1613	11,700								
72	Sales to Pupils - Other (Describe & Itemize)	1614	0								
73	Sales to Adults	1620	25,700								
74	Other Food Service (Describe & Itemize)	1690	5,000								
75	Total Food Service		259,400								
76	DISTRICT/SCHOOL ACTIVITY INCOME										
77	Admissions - Athletic	1711	41,000								
78	Admissions - Other	1719									
79	Fees	1720	1,000								
80	Book Store Sales	1730	200								
81	Other District/School Activity Revenue (Describe & Itemize)	1790	1,000								
82	Total District/School Activity Income		43,200	0							
83	TEXTBOOK Income										
84	Rentals - Regular Textbooks	1811	100,000								
85	Rentals - Summer School Textbooks	1812									
86	Rentals - Adult/Continuing Education Textbooks	1813									
87	Rentals - Other (Describe)	1819									
88	Sales - Regular Textbooks	1821									
89	Sales - Summer School Textbooks	1822									
90	Sales - Adult/Continuing Education Textbooks	1823									
91	Sales - Other (Describe & Itemize)	1829									
92	Other (Describe & Itemize)	1890									
93	Total Textbooks		100,000								
94	OTHER REVENUE FROM LOCAL SOURCES										
95	Rentals	1910	14,735								
96	Contributions and Donations from Private Sources	1920									
97	Impact Fees from Municipal or County Governments	1930									
98	Services Provided Other Districts	1940	1,748								
99	Refund of Prior Years' Expenditures	1950	8,000								
100	Payments of Surplus Moneys from TIF Districts	1960									
101	Drivers' Education Fees	1970	10,500								
102	Proceeds from Vendors' Contracts	1980	0	0	0	0	0	0	0	0	0
103	School Facility Occupation Tax Proceeds	1983									
104	Payment from Other Districts	1991									
105	Sale of Vocational Projects	1992									
106	Other Local Fees	1993									
107	Other Local Revenues (Describe & Itemize)	1999	56,261	2,159		6,698					
108	Total Other Revenue from Local Sources		91,244	2,159	0	6,698	0	0	0	0	0
109	Total Receipts/Revenues from Local Sources	1000	3,907,948	793,158	1,022,594	348,399	705,330	0	87,442	708,447	80,623

ESTIMATED RECEIPTS/REVENUES

1	A	B	C	D	E	F	G	H	I	J	K
2	Description	Acct #	(10) Educational	(20) Operations & Maintenance	(30) Debt Service	(40) Transportation	(50) Municipal Retirement/ Social Security	(60) Capital Projects	(70) Working Cash	(80) Tort	(90) Fire Prevention & Safety
110	FLOW-THROUGH RECEIPTS/REVENUES FROM ONE DISTRICT TO ANOTHER DISTRICT										
111	Flow-Through Revenue from State Sources	2100	57,000								
112	Flow-Through Revenue from Federal Sources	2200									
113	Other Flow-Through Revenue (Describe & Itemize)	2300									
114	Total Flow-Through Receipts/Revenues From One District to Another District	2000	57,000	0		0	0				
115	RECEIPTS/REVENUES FROM STATE SOURCES										
116	UNRESTRICTED GRANTS-IN-AID										
117	General State Aid (Section 18-8.05)	3001	7,047,734			217,489					
118	General State Aid Hold Harmless/Supplemental	3002									
119	Reorganization Incentives (Accounts 3005-3021)	3005									
120	Other Unrestricted Grants-In-Aid From State Sources (Describe & Itemize)	3099									
121	Total Unrestricted Grants-In-Aid		7,047,734	0	0	217,489	0	0		0	0
122	RESTRICTED GRANTS-IN-AID										
123	SPECIAL EDUCATION										
124	Special Education - Private Facility Tuition	3100	44,402								
125	Special Education - Extraordinary	3105	388,664								
126	Special Education - Personnel	3110	312,777								
127	Special Education - Orphanage - Individual	3120	31,547								
128	Special Education - Orphanage - Summer	3130									
129	Special Education - Summer School	3145	3,167								
130	Special Education - Other (Describe & Itemize)	3199									
131	Total Special Education		780,557	0		0					
132	CAREER AND TECHNICAL EDUCATION (CTE)										
133	CTE - Technical Education - Tech Prep	3200									
134	CTE - Secondary Program Improvement (CTEI)	3220									
135	CTE - WECEP	3225									
136	CTE - Agriculture Education	3235									
137	CTE - Instructor Practicum	3240									
138	CTE - Student Organizations	3270									
139	CTE - Other (Describe & Itemize)	3299	80,034								
140	Total Career and Technical Education		80,034	0			0				
141	BILINGUAL EDUCATION										
142	Bilingual Education - Downstate - TPI and TBE	3305									
143	Bilingual Education - Downstate - Transitional Bilingual Education	3310									
144	Total Bilingual Education		0				0				
145	State Free Lunch & Breakfast	3360	27,556								
146	School Breakfast Initiative	3365	100								
147	Driver Education	3370	30,681								
148	Adult Education (from ICCB)	3410									
149	Adult Education - Other (Describe & Itemize)	3499									
150	TRANSPORTATION										
151	Transportation - Regular/Vocational	3500				430,046					
152	Transportation - Special Education	3510				338,310					
153	Transportation - Other (Describe & Itemize)	3599									
154	Total Transportation		0	0		768,356	0				
155	Learning Improvement - Change Grants	3610									
156	Scientific Literacy	3660									
157	Truant Alternative/Optional Education	3695	122,782								
158	Early Childhood - Block Grant	3705	614,632								
159	Reading Improvement Block Grant	3715									
160	Reading Improvement Block Grant - Reading Recovery	3720									
161	Continued Reading Improvement Block Grant	3725									

1	A	B	C	D	E	F	G	H	I	J	K	
2	Description	Acct #	(10) Educational	(20) Operations & Maintenance	(30) Debt Service	(40) Transportation	(50) Municipal Retirement/ Social Security	(60) Capital Projects	(70) Working Cash	(80) Tort	(90) Fire Prevention & Safety	
162	Continued Reading Improvement Block Grant (2% Set Aside)	3726										
163	Chicago General Education Block Grant	3766										
164	Chicago Educational Services Block Grant	3767										
165	School Safety & Educational Improvement Block Grant	3775										
166	Technology - Learning Technology Centers	3780										
167	State Charter Schools	3815										
168	Extended Learning Opportunities - Summer Bridges	3825										
169	Infrastructure Improvements - Planning/Construction	3920										
170	School Infrastructure - Maintenance Projects	3925										
171	Other Restricted Revenue from State Sources (Describe & Itemize)	3999	365,835									
172	Total Restricted Grants-In-Aid		2,022,177	0	0	768,356	0	0	0	0	0	
173	Total Receipts/Revenues from State Sources	3000	9,069,911	0	0	985,845	0	0	0	0	0	
174	RECEIPTS/REVENUES FROM FEDERAL SOURCES											
175	UNRESTRICTED GRANTS-IN-AID RECEIVED DIRECTLY FROM FEDERAL GOVT.											
176	Federal Impact Aid	4001										
177	Other Unrestricted Grants-In-Aid Received Directly from the Federal Govt. (Describe & Itemize)	4009										
178	Total Unrestricted Grants-In-Aid Received Directly from Fed Govt		0	0	0	0	0	0	0	0	0	
179	RESTRICTED GRANTS-IN-AID RECEIVED DIRECTLY FROM FEDERAL GOVT											
180	Head Start	4045										
181	Construction (Impact Aid)	4050										
182	MAGNET	4060										
183	Other Restricted Grants-In-Aid Received Directly from Federal Govt. (Describe & Itemize)	4090										
184	Total Restricted Grants-In-Aid Received Directly from Federal Govt.		0	0		0	0	0			0	
185	RESTRICTED GRANTS-IN-AID RECEIVED FROM FEDERAL GOVT. THRU THE STATE											
186	TITLE V											
187	Title V - Innovation and Flexibility Formula	4100										
188	Title V - SEA Projects	4105										
189	Title V - Rural and Low Income Schools (REI)	4107										
190	Title V - Other (Describe & Itemize)	4199										
191	Total Title V		0	0		0	0					
192	FOOD SERVICE											
193	Breakfast Start-Up	4200										
194	National School Lunch Program	4210	365,771									
195	Special Milk Program	4215	2,177									
196	School Breakfast Program	4220	113,370									
197	Summer Food Service Admin/Program	4225										
198	Child Care Commodity/SFS 13-Adult Day Care	4226										
199	Fresh Fruit and Vegetables	4240										
200	Food Service - Other (Describe & Itemize)	4299										
201	Total Food Service		481,318				0					
202	TITLE I											
203	Title I - Low Income	4300	503,111									
204	Title I - Low Income - Neglected, Private	4305										
205	Title I - Comprehensive School Reform	4332										
206	Title I - Reading First	4334										
207	Title I - Even Start	4335										
208	Title I - Reading First SEA Funds	4337										
209	Title I - Migrant Education	4340										
210	Title I - Other (Describe & Itemize)	4399										
211	Total Title I		503,111	0		0	0					

ESTIMATED RECEIPTS/REVENUES

1	A	B	C	D	E	F	G	H	I	J	K
2	Description	Acct #	(10) Educational	(20) Operations & Maintenance	(30) Debt Service	(40) Transportation	(50) Municipal Retirement/ Social Security	(60) Capital Projects	(70) Working Cash	(80) Tort	(90) Fire Prevention & Safety
212	TITLE IV										
213	Title IV - Safe & Drug Free Schools - Formula	4400									
214	Title IV - 21st Century		126,530								
215	Title IV - Other (Describe & Itemize)	4499									
216	Total Title IV		126,530	0		0	0				
217	FEDERAL - SPECIAL EDUCATION										
218	Federal Special Education - Preschool Flow-Through	4600									
219	Federal Special Education - Preschool Discretionary	4605									
220	Federal Special Education - IDEA Flow Through/Low Incidence	4620	3,146								
221	Federal Special Education - IDEA Room & Board	4625	99,000								
222	Federal Special Education - IDEA Discretionary	4630									
223	Federal Special Education - IDEA - Other (Describe & Itemize)	4699									
224	Total Federal Special Education		102,146	0		0	0				
225	CTE - PERKINS										
226	CTE - Perkins-Title III E Tech Prep	4770									
227	CTE - Other (Describe & Itemize)	4799	10,200								
228	Total CTE - Perkins		10,200	0			0				
229	Federal - Adult Education	4810									
230	ARRA - General State Aid - Education Stabilization	4850									
231	ARRA - Title I - Low Income	4851									
232	ARRA - Title I - Neglected, Private	4852									
233	ARRA - Title I - Delinquent, Private	4853									
234	ARRA - Title I - School Improvement (Part A)	4854									
235	ARRA - Title I - School Improvement (Section 1003g)	4855									
236	ARRA - IDEA - Part B - Preschool	4856									
237	ARRA - IDEA - Part B - Flow-Through	4857									
238	ARRA - Title IID - Technology - Formula	4860									
239	ARRA - Title IID - Technology - Competitive	4861									
240	ARRA - McKinney - Vento Homeless Education	4862									
241	ARRA - Child Nutrition Equipment Assistance	4863									
242	Impact Aid Formula Grants	4864									
243	Impact Aid Competitive Grants	4865									
244	Qualified Zone Academy Bond Tax Credits	4866									
245	Qualified School Construction Bond Credits	4867									
246	Build America Bond Tax Credits	4868									
247	Build America Bond Interest Reimbursement	4869									
248	ARRA - General State Aid - Other Government Services Stabilization	4870									
249	Other ARRA Funds - II	4871									
250	Other ARRA Funds - III	4872									
251	Other ARRA Funds - IV	4873									
252	Other ARRA Funds - V	4874									
253	ARRA - Early Childhood	4875									
254	Other ARRA Funds - VII	4876	5,000								
255	Other ARRA Funds - VIII	4877									
256	Other ARRA Funds - IX	4878									
257	Other ARRA Funds - X	4879									
258	Other ARRA Funds - XI	4880	52,155								
259	Total Stimulus Programs		57,155	0	0	0	0	0		0	0
260	Advanced Placement Fee/International Baccalaureate	4904									
261	Emergency Immigrant Assistance	4905									
262	Title III - English Language Acquisition	4909									
263	Learn & Serve America	4910									
264	McKinney Education for Homeless Children	4920									
265	Title II - Eisenhower - Professional Development Formula	4930									
266	Title II - Teacher Quality	4932	134,004								

ESTIMATED RECEIPTS/REVENUES

	A	B	C	D	E	F	G	H	I	J	K
1			(10)	(20)	(30)	(40)	(50)	(60)	(70)	(80)	(90)
2	Description	Acct #	Educational	Operations & Maintenance	Debt Service	Transportation	Municipal Retirement/ Social Security	Capital Projects	Working Cash	Tort	Fire Prevention & Safety
267	Federal Charter Schools	4960									
268	Medicaid Matching Funds - Administrative Outreach	4991	43,769								
269	Medicaid Matching Funds - Fee-For-Service Program	4992	83,000								
270	Other Restricted Grants Received from Federal Government through State (Describe & Itemize)	4998	58,000								
271	Total Restricted Grants-In-Aid Received from Federal Govt. Thru the State		1,599,233	0	0	0	0	0		0	0
272	TOTAL RECEIPTS/REVENUES FROM FEDERAL SOURCES	4000	1,599,233	0	0	0	0	0	0	0	0
273	TOTAL DIRECT RECEIPTS/REVENUES		14,634,092	793,158	1,022,594	1,334,244	705,330	0	87,442	708,447	80,623

	A	B	C	D	E	F	G	H	I	J	K
			(100)	(200)	(300)	(400)	(500)	(600)	(700)	(800)	(900)
	Description	Func #	Salaries	Employee Benefits	Purchased Services	Supplies & Materials	Capital Outlay	Other Objects	Non-Capitalized Equipment	Termination Benefits	Total
3	10 - EDUCATIONAL FUND (ED)										
4	INSTRUCTION (ED)										
5	Regular Programs	1100	4,729,559	948,756	65,502	426,943	213,549	0	0	0	6,384,309
6	Pre-K Programs	1125	218,914	33,230		6,115					258,259
7	Special Education Programs (Functions 1200 - 1220)	1200	916,374	158,045	1,440	39,397	2,598				1,117,854
8	Special Education Programs Pre-K	1225									0
9	Remedial and Supplemental Programs K-12	1250	281,438	73,917	13	14,837					370,205
10	Remedial and Supplemental Programs Pre-K	1275									0
11	Adult/Continuing Education Programs	1300									0
12	CTE Programs	1400	579,280	77,029	6,661	39,523	53,757	1,284			757,534
13	Interscholastic Programs	1500	195,085	18,517	55,943	44,112	6,000	1,982			321,639
14	Summer School Programs	1600									0
15	Gifted Programs	1650									0
16	Driver's Education Programs	1700	45,700	4,800	1,450	5,360					57,310
17	Bilingual Programs	1800									0
18	Truant Alternative & Optional Programs	1900	28,089	15	0	359	0	0	0	0	28,463
19	Pre-K Programs - Private Tuition	1910									0
20	Regular K-12 Programs Private Tuition	1911						600			600
21	Special Education Programs K-12 Private Tuition	1912						160,800			160,800
22	Special Education Programs Pre-K Tuition	1913									0
23	Remedial/Supplemental Programs K-12 Private Tuition	1914									0
24	Remedial/Supplemental Programs Pre-K Private Tuition	1915									0
25	Adult/Continuing Education Programs Private Tuition	1916									0
26	CTE Programs Private Tuition	1917									0
27	Interscholastic Programs Private Tuition	1918									0
28	Summer School Programs Private Tuition	1919									0
29	Gifted Programs Private Tuition	1920									0
30	Bilingual Programs Private Tuition	1921									0
31	Truants Alternative/Opt Ed Programs Private Tuition	1922									0
32	Total Instruction¹⁴	1000	6,994,439	1,314,309	131,009	576,646	275,904	164,666	0	0	9,456,973
33	SUPPORT SERVICES (ED)										
34	Support Services - Pupil										
35	Attendance & Social Work Services	2110	65,187	7,346	1,945						74,478
36	Guidance Services	2120	203,469	39,284	25,587	12,514	1,100	200			282,154
37	Health Services	2130	112,430	28,090	3,090	4,882		515			149,007
38	Psychological Services	2140				1,500					1,500
39	Speech Pathology & Audiology Services	2150	141,204	30,675	2,500	4,660	3,285	675			182,999
40	Other Support Services - Pupils (Describe & Itemize)	2190		4,297							4,297
41	Total Support Services - Pupil	2100	522,290	109,692	33,122	23,556	4,385	1,390	0	0	694,435
42	Support Services - Instructional Staff										
43	Improvement of Instruction Services	2210	34,389	6,144	92,569	1,906	8,823				143,831
44	Educational Media Services	2220	188,970	23,756	4,040	23,485	22,300	1,450			264,001
45	Assessment & Testing	2230			5,500						5,500
46	Total Support Services - Instructional Staff	2200	223,359	29,900	102,109	25,391	31,123	1,450	0	0	413,332
47	Support Services - General Administration										
48	Board of Education Services	2310	7,000		70,750	7,000		12,000			96,750
49	Executive Administration Services	2320	202,300	30,780	15,150	5,200		3,000			256,430
50	Special Area Administration Services	2330	178,224	45,190	5,600	3,606		1,900			234,520
51	Tort Immunity Services	2360 - 2370									0
52	Total Support Services - General Administration	2300	387,524	75,970	91,500	15,806	0	16,900	0	0	587,700
53	Support Services - School Administration										
54	Office of the Principal Services	2410	592,308	74,010	58,428	24,300	724	5,600			755,370
55	Other Support Services - School Administration (Describe & Itemize)	2490									0
56	Total Support Services - School Administration	2400	592,308	74,010	58,428	24,300	724	5,600	0	0	755,370

	A	B	C	D	E	F	G	H	I	J	K
1			(100)	(200)	(300)	(400)	(500)	(600)	(700)	(800)	(900)
2	Description	Funct #	Salaries	Employee Benefits	Purchased Services	Supplies & Materials	Capital Outlay	Other Objects	Non-Capitalized Equipment	Termination Benefits	Total
57	Support Services - Business										
58	Direction of Business Support Services	2510									0
59	Fiscal Services	2520	101,000	8,650	25,227	500					135,377
60	Operation & Maintenance of Plant Services	2540	482,001	52,960		348,000					882,961
61	Pupil Transportation Services	2550	48,380		30,894	21,400					100,674
62	Food Services	2560	360,100	36,000	4,309	378,605	35,000				814,014
63	Internal Services	2570									0
64	Total Support Services - Business	2500	991,481	97,610	60,430	748,505	35,000	0	0	0	1,933,026
65	Support Services - Central										
66	Direction of Central Support Services	2610									0
67	Planning, Research, Development & Evaluation Services	2620	2,655	725	25,327	1,149					29,856
68	Information Services	2630			7,163						7,163
69	Staff Services	2640									0
70	Data Processing Services	2660	135,300	16,375	34,900	73,000	14,500				274,075
71	Total Support Services - Central	2600	137,955	17,100	67,390	74,149	14,500	0	0	0	311,094
72	Other Support Services (Describe & Itemize)	2900	9,702	3,048		200				0	12,950
73	Total Support Services	2000	2,864,619	407,330	412,979	911,907	85,732	25,340	0	0	4,707,907
74	COMMUNITY SERVICES (ED)	3000	157,131	31,454	37,567	27,547					253,699
75	PAYMENTS TO OTHER DISTRICTS & GOVT UNITS (ED)										
76	Payments to Other Govt Units (In-State)										
77	Payments for Regular Programs	4110									0
78	Payments for Special Education Programs	4120									0
79	Payments for Adult/Continuing Education Programs	4130									0
80	Payments for CTE Programs	4140									0
81	Payments for Community College Programs	4170									0
82	Other Payments to In-State Govt Units (Describe & Itemize)	4190									0
83	Total Payments to Districts and Other Govt Units (In-State)	4100				0		0			0
84	Payments for Regular Programs - Tuition	4210						518			518
85	Payments for Special Education Programs - Tuition	4220						322,631			322,631
86	Payments for Adult/Continuing Education Programs - Tuition	4230									0
87	Payments for CTE Programs - Tuition	4240									0
88	Payments for Community College Programs - Tuition	4270									0
89	Payments for Other Programs - Tuition	4280									0
90	Other Payments to In-State Govt Units	4290									0
91	Total Payments to Other Dist & Govt Units - Tuition (In State)	4200						323,149			323,149
92	Payments for Regular Programs - Transfers	4310									0
93	Payments for Special Education Programs - Transfers	4320									0
94	Payments for Adult/Continuing Ed Programs - Transfers	4330									0
95	Payments for CTE Programs - Transfers	4340									0
96	Payments for Community College Program - Transfers	4370									0
97	Payments for Other Programs - Transfers	4380									0
98	Other Payments to In-State Govt Units - Transfers	4390									0
99	Total Payments to Other District & Govt Units - Transfers (In State)	4300				0		0			0
100	Payments to Other District & Govt Units (Out of State)	4400									0
101	Total Payments to Other District & Govt Units	4000				0		323,149			323,149
102	DEBT SERVICE (ED)										
103	Debt Service - Interest on Short-Term Debt										
104	Tax Anticipation Warrants	5110									0
105	Tax Anticipation Notes	5120									0
106	Corporate Personal Property Repl Tax Anticipated Notes	5130									0
107	State Aid Anticipation Certificates	5140									0
108	Other Interest on Short-Term Debt	5150									0
109	Total Debt Service - Interest on Short-Term Debt	5100						0			0

1	A	B	C	D	E	F	G	H	I	J	K
2	Description	Funct #	(100) Salaries	(200) Employee Benefits	(300) Purchased Services	(400) Supplies & Materials	(500) Capital Outlay	(600) Other Objects	(700) Non-Capitalized Equipment	(800) Termination Benefits	(900) Total
110	Debt Service - Interest on Long-Term Debt	5200									0
111	Total Debt Service	5000						0			0
112	PROVISION FOR CONTINGENCIES (ED)	6000									0
113	Total Direct Disbursements/Expenditures		10,016,189	1,753,093	581,555	1,516,100	361,636	513,155	0	0	14,741,728
114	Excess (Deficiency) of Receipts/Revenues Over Disbursements/Expenditures										(107,636)
115											
116	20 - OPERATIONS AND MAINTENANCE FUND (O&M)										
117	SUPPORT SERVICES (O&M)										
118	Support Services - Pupil										
119	Other Support Services - Pupils (Describe & Itemize)	2190									0
120	Support Services - Business										
121	Direction of Business Support Services	2510									0
122	Facilities Acquisition & Construction Services	2530			231,000						231,000
123	Operation & Maintenance of Plant Services	2540	96,700	4,690	167,502	165,462	71,095				505,449
124	Pupil Transportation Services	2550									0
125	Food Services	2560									0
126	Total Support Services - Business	2500	96,700	4,690	398,502	165,462	71,095	0	0	0	736,449
127	Other Support Services (Describe & Itemize)	2900									0
128	Total Support Services	2000	96,700	4,690	398,502	165,462	71,095	0	0	0	736,449
129	COMMUNITY SERVICES (O&M)										
130	PAYMENTS TO OTHER DISTRICTS & GOVT UNITS (O&M)										
131	Payments to Other Govt Units (In-State)										
132	Payments for Special Education Programs	4120									0
133	Payments for CTE Program	4140									0
134	Other Payments to In-State Govt Units (Describe & Itemize)	4190									0
135	Total Payments to Other Govt Units (In-State)	4100			0			0			0
136	Payments to Other Govt Units (Out of State)	4400									0
137	Total Payments to Other District and Govt Unit	4000			0			0			0
138	DEBT SERVICE (O&M)										
139	Debt Service - Interest on Short-Term Debt										
140	Tax Anticipation Warrants	5110									0
141	Tax Anticipation Notes	5120									0
142	Corporate Personal Prop Repl Tax Anticipated Notes	5130									0
143	State Aid Anticipation Certificates	5140									0
144	Other Interest on Short-Term Debt (Describe & Itemize)	5150									0
145	Total Debt Service - Interest on Short-Term Debt	5100						0			0
146	Debt Service - Interest on Long-Term Debt										
147	Total Debt Service	5000						0			0
148	PROVISION FOR CONTINGENCIES (O&M)										
149	Total Direct Disbursements/Expenditures		96,700	4,690	398,502	165,462	71,095	0	0	0	736,449
150	Excess (Deficiency) of Receipts/Revenues Over Disbursements/Expenditures										56,709
151											
152	30 - DEBT SERVICE FUND (DS)										
153	PAYMENTS TO OTHER DISTRICTS & GOVT UNITS (DS)	4000						0			0
154	DEBT SERVICE (DS)										
155	Debt Service - Interest on Short-Term Debt										
156	Tax Anticipation Warrants	5110									0
157	Tax Anticipation Notes	5120									0
158	Corporate Personal Prop Repl Tax Anticipation Notes	5130									0
159	State Aid Anticipation Certificates	5140									0
160	Other Interest on Short-Term Debt (Describe & Itemize)	5150									0
161	Total Debt Service - Interest On Short-Term Debt	5100						0			0

	A	B	C	D	E	F	G	H	I	J	K
			(100)	(200)	(300)	(400)	(500)	(600)	(700)	(800)	(900)
1	Description	Funct #	Salaries	Employee Benefits	Purchased Services	Supplies & Materials	Capital Outlay	Other Objects	Non-Capitalized Equipment	Termination Benefits	Total
162	Debt Service - Interest on Long-Term Debt	5200						1,012,417			1,012,417
163	Debt Service - Payments of Principal on Long-Term Debt ¹⁵ (Lease/Purchase Principal Retired)	5300						10,000			10,000
164	Debt Service Other (Describe & Itemize)	5400									0
165	Total Debt Service	5000			0			1,022,417			1,022,417
166	PROVISION FOR CONTINGENCIES (DS)	6000									0
167	Total Direct Disbursements/Expenditures				0			1,022,417			1,022,417
168	Excess (Deficiency) of Receipts/Revenues Over Disbursements/Expenditures										177
170	40 - TRANSPORTATION FUND (TR)										
171	SUPPORT SERVICES (TR)										
172	Support Services - Pupils										
173	Other Support Services - Pupils (Describe & Itemize)	2190									0
174	Support Services - Business										
175	Pupil Transportation Services	2550	585,899	91,614	110,644	296,300	254,583				1,339,040
176	Other Support Services (Describe & Itemize)	2900									0
177	Total Support Services	2000	585,899	91,614	110,644	296,300	254,583	0	0	0	1,339,040
178	COMMUNITY SERVICES (TR)	3000									0
179	PAYMENTS TO OTHER DISTRICTS & GOVT UNITS (TR)										
180	Payments to Other Govt Units (In-State)										
181	Payments for Regular Program	4110									0
182	Payments for Special Education Programs	4120			1,200						1,200
183	Payments for Adult/Continuing Education Programs	4130									0
184	Payments for CTE Programs	4140									0
185	Payments for Community College Programs	4170									0
186	Other Payments to In-State Govt Units (Describe & Itemize)	4190									0
187	Total Payments to Other Govt Units (In-State)	4100			1,200			0			1,200
188	Payments to Other Govt Units (Out-of-State) (Describe & Itemize)	4400									0
189	Total Payments to Other Districts & Govt Units	4000			1,200			0			1,200
190	DEBT SERVICE (TR)										
191	Debt Service - Interest on Short-Term Debt										
192	Tax Anticipation Warrants	5110									0
193	Tax Anticipation Notes	5120									0
194	Corporate Personal Prop Repl Tax Anticipation Notes	5130									0
195	State Aid Anticipation Certificates	5140									0
196	Other Interest on Short-Term Debt (Describe and Itemize)	5150									0
197	Total Debt Service - Interest On Short-Term Debt	5100						0			0
198	Debt Service - Interest on Long-Term Debt	5200									0
199	Debt Service - Payments of Principal on Long-Term Debt ¹⁵ (Lease/Purchase Principal Retired)	5300									0
200	Debt Service - Other (Describe and Itemize)	5400									0
201	Total Debt Service	5000						0			0
202	PROVISION FOR CONTINGENCIES (TR)	6000									0
203	Total Direct Disbursements/Expenditures		585,899	91,614	111,844	296,300	254,583	0	0	0	1,340,240
204	Excess (Deficiency) of Receipts/Revenues Over Disbursements/Expenditures										(5,996)
205											
206	50 - MUNICIPAL RETIREMENT/SOC SEC FUND (MR/SS)										
207	INSTRUCTION (MR/SS)										
208	Regular Program	1100		73,639							73,639
209	Pre-K Programs	1125		43,198							43,198
210	Special Education Programs (Functions 1200-1220)	1200		50,788							50,788
211	Special Education Programs Pre-K	1225									0
212	Remedial and Supplemental Programs K-12	1250		28,327							28,327
213	Remedial and Supplemental Programs Pre-K	1275									0
214	Adult/Continuing Education Programs	1300									0

1	A	B	C	D	E	F	G	H	I	J	K
2	Description	Func #	(100) Salaries	(200) Employee Benefits	(300) Purchased Services	(400) Supplies & Materials	(500) Capital Outlay	(600) Other Objects	(700) Non-Capitalized Equipment	(800) Termination Benefits	(900) Total
215	CTE Programs	1400		32,780							32,780
216	Interscholastic Programs	1500		9,114							9,114
217	Summer School Programs	1600									0
218	Gifted Programs	1650									0
219	Driver's Education Programs	1700		700							700
220	Bilingual Programs	1800									0
221	Truant Alternative & Optional Programs	1900		5,696							5,696
	Total Instruction	1000		244,242							244,242
223	SUPPORT SERVICES (MR/SS)										
224	Support Services - Pupil										
225	Attendance & Social Work Services	2110		7,904							7,904
226	Guidance Services	2120		8,214							8,214
227	Health Services	2130		2,100							2,100
228	Psychological Services	2140									0
229	Speech Pathology & Audiology Services	2150		2,341							2,341
230	Other Support Services - Pupils (Describe & Itemize)	2190		7,000							7,000
	Total Support Services - Pupil	2100		27,559							27,559
232	Support Services - Instructional Staff										
233	Improvement of Instruction Services	2210		2,436							2,436
234	Educational Media Services	2220		21,005							21,005
235	Assessment & Testing	2230									0
	Total Support Services - Instructional Staff	2200		23,441							23,441
237	Support Services - General Administration										
238	Board of Education Services	2310		2,075							2,075
239	Executive Administration Services	2320		14,000							14,000
240	Special Area Administrative Services	2330		16,875							16,875
241	Claims Paid from Self Insurance Fund	2361									0
242	Workers' Compensation or Workers' Occupation Disease Acts Payments	2362									0
243	Unemployment Insurance Payments	2363									0
244	Insurance Payments (regular or self-insurance)	2364									0
245	Risk Management and Claims Services Payments	2365									0
246	Judgment and Settlements	2366									0
247	Educational, Inspectional, Supervisory Services Related to Loss Prevention or Reduction	2367									0
248	Reciprocal Insurance Payments	2368									0
249	Legal Service	2369									0
	Total Support Services - General Administration	2300		32,950							32,950
251	Support Services - School Administration										
252	Office of the Principal Services	2410		56,095							56,095
253	Other Support Services - School Administration (Describe & Itemize)	2490									0
	Total Support Services - School Administration	2400		56,095							56,095
255	Support Services - Business										
256	Direction of Business Support Services	2510									0
257	Fiscal Services	2520		20,000							20,000
258	Facilities Acquisition & Construction Services	2530									0
259	Operation & Maintenance of Plant Service	2540		136,111							136,111
260	Pupil Transportation Services	2550		135,522							135,522
261	Food Services	2560		83,206							83,206
262	Internal Services	2570									0
	Total Support Services - Business	2500		374,839							374,839

	A	B	C	D	E	F	G	H	I	J	K
1			(100)	(200)	(300)	(400)	(500)	(600)	(700)	(800)	(900)
2	Description	Func #	Salaries	Employee Benefits	Purchased Services	Supplies & Materials	Capital Outlay	Other Objects	Non-Capitalized Equipment	Termination Benefits	Total
264	Support Services - Central										
265	Direction of Central Support Services	2610									0
266	Planning, Research, Development & Evaluation Services	2620		200							200
267	Information Services	2630									0
268	Staff Services	2640									0
269	Data Processing Services	2660		16,300							16,300
270	Total Support Services - Central	2600		16,500							16,500
271	Other Support Services (Describe & Itemize)	2900		1,256							1,256
272	Total Support Services	2000		532,640							532,640
273	COMMUNITY SERVICES (MR/SS)	3000		9,704							9,704
274	PAYMENTS TO OTHER DISTRICTS & GOVT UNITS (MR/SS)										
275	Payments for Special Education Programs	4120									0
276	Payments for CTE Programs	4140									0
277	Total Payments to Other Districts & Govt Units	4000		0							0
278	DEBT SERVICE (MR/SS)										
279	Debt Service - Interest on Short-Term Debt										
280	Tax Anticipation Warrants	5110									0
281	Tax Anticipation Notes	5120									0
282	Corporate Personal Prop Repl Tax Anticipation Notes	5130									0
283	State Aid Anticipation Certificates	5140									0
284	Other (Describe & Itemize)	5150									0
285	Total Debt Service	5000						0			0
286	PROVISION FOR CONTINGENCIES (MR/SS)	6000									0
287	Total Direct Disbursements/Expenditures			786,586				0			786,586
288	Excess (Deficiency) of Receipts/Revenues Over Disbursements/Expenditures										(81,256)
289											
290	60 - CAPITAL PROJECTS (CP)										
291	SUPPORT SERVICES (CP)										
292	Support Services - Business										
293	Facilities Acquisition & Construction Services	2530									0
294	Other Support Services (Describe & Itemize)	2900									0
295	Total Support Services	2000	0	0	0	0	0	0	0		0
296	PAYMENTS TO OTHER DISTRICTS & GOVT UNITS (CP)										
297	Payments to Other Govt Units (In-State)										
298	Payments to Other Govt Units (In-State)	4100									0
299	Payment for Special Education Programs	4120									0
300	Payment for CTE Programs	4140									0
301	Other Payments to In-State Governmental Units (Describe & Itemize)	4190									0
302	Total Payments to Other Districts & Govt Units	4000			0			0			0
303	PROVISION FOR CONTINGENCIES (CP)	6000									0
304	Total Direct Disbursements/Expenditures		0	0	0	0	0	0	0		0
305	Excess (Deficiency) of Receipts/Revenues Over Disbursements/Expenditures										0
306											
307	70 WORKING CASH FUND (WC)										
308											
309	80 - TORT FUND (TF)										
310	SUPPORT SERVICES - GENERAL ADMINISTRATION										
311	Claims Paid from Self Insurance Fund	2361									0
312	Workers' Compensation or Workers' Occupational Disease Act Payments	2362			112,948						112,948
313	Unemployment Insurance Payments	2363			26,694						26,694
314	Insurance Payments (regular or self-insurance)	2364			12,955						12,955
315	Risk Management and Claims Services Payments	2365			71,683						71,683
316	Judgment and Settlements	2366									0

	A	B	C	D	E	F	G	H	I	J	K
1			(100)	(200)	(300)	(400)	(500)	(600)	(700)	(800)	(900)
2	Description	Funct #	Salaries	Employee Benefits	Purchased Services	Supplies & Materials	Capital Outlay	Other Objects	Non-Capitalized Equipment	Termination Benefits	Total
317	Educational, Inspectional, Supervisory Services Related to Loss Prevention or Reduction	2367	470,578		1,796						472,374
318	Reciprocal Insurance Payments	2368									0
319	Legal Service	2369			11,796						11,796
320	Property Insurance (Building & Grounds)	2371									0
321	Vehicle Insurance (Transportation)	2372									0
322	Total Support Services - General Administration	2000	470,578	0	237,872	0	0	0	0		708,450
323	DEBT SERVICE (TF)										
324	Debt Service - Interest on Short-Term Debt										
325	Tax Anticipation Warrants	5110									0
326	Corporate Personal Property Replacement Tax Anticipation Notes	5130									0
327	Other Interest or Short-Term Debt	5150									0
328	Total Debt Service	5000						0			0
329	PROVISION FOR CONTINGENCIES (TF)	6000									0
330	Total Direct Disbursements/Expenditures		470,578	0	237,872	0	0	0	0		708,450
331	Excess (Deficiency) of Receipts/Revenues Over Disbursements/Expenditures										(3)
332											
333	90 - FIRE PREVENTION & SAFETY FUND (FP&S)										
334	SUPPORT SERVICES (FP&S)										
335	Support Services - Business										
336	Facilities Acquisition & Construction Services	2530			144,224	10,000					154,224
337	Operation & Maintenance of Plant Service	2540									0
338	Total Support Services - Business	2500	0	0	144,224	10,000	0	0	0		154,224
339	Other Support Services (Describe & Itemize)	2900									0
340	Total Support Services	2000	0	0	144,224	10,000	0	0	0		154,224
341	PAYMENTS TO OTHER DISTRICTS & GOVT UNITS (FP&S)										
342	Other Payments to In-State Govt Units (Describe & Itemize)	4190									0
343	Total Payments to Other Districts & Govt Units (FPS)	4000						0			0
344	DEBT SERVICE (FP&S)										
345	Debt Service - Interest on Short-Term Debt										
346	Tax Anticipation Warrants	5110									0
347	Other Interest on Short-Term Debt	5150									0
348	Total Debt Service - Interest on Short-Term Debt	5100						0			0
349	Debt Service - Interest on Long-Term Debt	5200									0
350	Debt Service - Payments of Principal on Long-Term Debt ¹⁵ (Lease/Purchase Principal Retired)	5300									0
351	Total Debt Service	5000						0			0
352	PROVISIONS FOR CONTINGENCIES (FP&S)	6000									0
353	Total Direct Disbursements/Expenditures		0	0	144,224	10,000	0	0	0		154,224
354	Excess (Deficiency) of Receipts/Revenues Over Disbursements/Expenditures										(73,601)

This page is provided for detailed itemizations as requested within the body of the Report.

- 1.
- 2.
- 3.
- 4.

	A	B	C	D	E	F
1						
2	East Richland Community Unit #1 12-080-0010-26					
3	DEFICIT BUDGET SUMMARY INFORMATION - Operating Funds Only					
4		EDUCATIONAL	OPERATIONS & MAINTENANCE	TRANSPORTATION	WORKING CASH	TOTAL
5	Direct Revenues	14,634,092	793,158	1,334,244	87,442	16,848,936
6	Direct Expenditures	14,741,728	736,449	1,340,240		16,818,417
7	Difference	(107,636)	56,709	(5,996)	87,442	30,519
8	Estimated Fund Balance - June 30, 2012	2,556,072	425,311	157,199	1,695,378	4,833,960
9	Balanced budget, no deficit reduction plan is required.					
10						
11						
12	A deficit reduction plan is required if the local board of education adopts (or amends) the 2011-12 school district budget in which the "operating funds" listed above result in direct revenues (line 5) being less than direct expenditures (line 6) by an amount equal to or greater than one-third (1/3) of the ending fund balance (line 8).					
13	Note: The balance is determined using only the four funds listed above. That is, if the estimated ending fund balance is less than three times the deficit spending, the district must adopt and file with ISBE a deficit reduction plan to balance the shortfall within three years.					
14	The deficit reduction plan, if required, is developed using ISBE guidelines and format.					

ILLINOIS STATE BOARD OF EDUCATION
SCHOOL BUSINESS SERVICES DIVISION

	A	B	C	D	E	F	G
1			DEFICIT REDUCTION PLAN				
2			ESTIMATED BUDGET				
3	East Richland Community Unit #1		FY2011-12				
4	<i>District Number</i>						
5							
6			Educational Fund	Operations & Maintenance Fund	Transportation Fund	Working Cash Fund	Total
7	ESTIMATED BEGINNING FUND BALANCE (must equal prior Ending Fund Balance)		2,663,708	368,602	163,195	1,607,936	4,803,441
8	RECEIPTS/REVENUES		Acct No.				
9	LOCAL SOURCES		1000	3,907,948	793,158	348,399	87,442
10	FLOW-THROUGH RECEIPTS/REVENUES FROM ONE DISTRICT TO ANOTHER DISTRICT		2000	57,000	0	0	57,000
11	STATE SOURCES		3000	9,069,911	0	985,845	0
12	FEDERAL SOURCES		4000	1,599,233	0	0	0
13	Total Receipts/Revenues			14,634,092	793,158	1,334,244	87,442
14	DISBURSEMENTS/EXPENDITURES		Funct No.				
15	INSTRUCTION		1000	9,456,973			9,456,973
16	SUPPORT SERVICES		2000	4,707,907	736,449	1,339,040	6,783,396
17	COMMUNITY SERVICES		3000	253,699	0	0	253,699
18	PAYMENTS TO OTHER DISTRICTS & GOVT. UNITS		4000	323,149	0	1,200	324,349
19	DEBT SERVICES		5000	0	0	0	0
20	PROVISION FOR CONTINGENCIES		6000	0	0	0	0
21	Total Disbursements/Expenditures			14,741,728	736,449	1,340,240	16,818,417
22	Excess of Receipts/Revenue Over/(Under) Disbursements/Expenditures			(107,636)	56,709	(5,996)	87,442
23	OTHER SOURCES/USES OF FUNDS						
24	OTHER SOURCES OF FUNDS (7000)			0	0	0	0
25	OTHER USES OF FUNDS (8000)			0	0	0	0
26	TOTAL OTHER SOURCES/USES OF FUNDS			0	0	0	0
27	ESTIMATED ENDING FUND BALANCE			2,556,072	425,311	157,199	1,695,378

ILLINOIS STATE BOARD OF EDUCATION
SCHOOL BUSINESS SERVICES DIVISION

	A	B	H	I	J	K	L
1			ESTIMATED BUDGET FY2012-13				
2							
3	East Richland Community Unit #1 12-080-0010-26						
4	<i>District Number</i>						
5							
6			Educational Fund	Operations & Maintenance Fund	Transportation Fund	Working Cash Fund	Total
7	ESTIMATED BEGINNING FUND BALANCE (must equal prior Ending Fund Balance)		2,556,072	425,311	157,199	1,695,378	4,833,960
8	RECEIPTS/REVENUES		Acct No.				
9	LOCAL SOURCES		1000				0
10	FLOW-THROUGH RECEIPTS/REVENUES FROM ONE DISTRICT TO ANOTHER DISTRICT		2000				0
11	STATE SOURCES		3000				0
12	FEDERAL SOURCES		4000				0
13	Total Receipts/Revenues		0	0	0	0	0
14	DISBURSEMENTS/EXPENDITURES		Funct No.				
15	INSTRUCTION		1000				0
16	SUPPORT SERVICES		2000				0
17	COMMUNITY SERVICES		3000				0
18	PAYMENTS TO OTHER DISTRICTS & GOVT. UNITS		4000				0
19	DEBT SERVICES		5000				0
20	PROVISION FOR CONTINGENCIES		6000				0
21	Total Disbursements/Expenditures		0	0	0		0
22	Excess of Receipts/Revenue Over/(Under) Disbursements/Expenditures		0	0	0	0	0
23	OTHER SOURCES/USES OF FUNDS						
24	OTHER SOURCES OF FUNDS (7000)						0
25	OTHER USES OF FUNDS (8000)						0
26	TOTAL OTHER SOURCES/USES OF FUNDS		0	0	0	0	0
27	ESTIMATED ENDING FUND BALANCE		2,556,072	425,311	157,199	1,695,378	4,833,960

ILLINOIS STATE BOARD OF EDUCATION
SCHOOL BUSINESS SERVICES DIVISION

	A	B	M	N	O	P	Q
1			ESTIMATED BUDGET FY2013-14				
2							
3	East Richland Community Unit #1	12-080-0010-26					
4	<i>District Number</i>						
5							
6			Educational Fund	Operations & Maintenance Fund	Transportation Fund	Working Cash Fund	Total
7	ESTIMATED BEGINNING FUND BALANCE (must equal prior Ending Fund Balance)		2,556,072	425,311	157,199	1,695,378	4,833,960
8	RECEIPTS/REVENUES	Acct No.					
9	LOCAL SOURCES	1000					0
10	FLOW-THROUGH RECEIPTS/REVENUES FROM ONE DISTRICT TO ANOTHER DISTRICT	2000					0
11	STATE SOURCES	3000					0
12	FEDERAL SOURCES	4000					0
13	Total Receipts/Revenues		0	0	0	0	0
14	DISBURSEMENTS/EXPENDITURES	Funct No.					
15	INSTRUCTION	1000					0
16	SUPPORT SERVICES	2000					0
17	COMMUNITY SERVICES	3000					0
18	PAYMENTS TO OTHER DISTRICTS & GOVT. UNITS	4000					0
19	DEBT SERVICES	5000					0
20	PROVISION FOR CONTINGENCIES	6000					0
21	Total Disbursements/Expenditures		0	0	0		0
22	Excess of Receipts/Revenue Over/(Under) Disbursements/Expenditures		0	0	0	0	0
23	OTHER SOURCES/USES OF FUNDS						
24	OTHER SOURCES OF FUNDS (7000)						0
25	OTHER USES OF FUNDS (8000)						0
26	TOTAL OTHER SOURCES/USES OF FUNDS		0	0	0	0	0
27	ESTIMATED ENDING FUND BALANCE		2,556,072	425,311	157,199	1,695,378	4,833,960

ILLINOIS STATE BOARD OF EDUCATION
SCHOOL BUSINESS SERVICES DIVISION

	A	B	R	S	T	U	V
1			ESTIMATED BUDGET FY2014-15				
2							
3	East Richland Community Unit #1 12-080-0010-26						
4	<i>District Number</i>						
5							
6			Educational Fund	Operations & Maintenance Fund	Transportation Fund	Working Cash Fund	Total
7	ESTIMATED BEGINNING FUND BALANCE (must equal prior Ending Fund Balance)		2,556,072	425,311	157,199	1,695,378	4,833,960
8	RECEIPTS/REVENUES		Acct No.				
9	LOCAL SOURCES		1000				0
10	FLOW-THROUGH RECEIPTS/REVENUES FROM ONE DISTRICT TO ANOTHER DISTRICT		2000				0
11	STATE SOURCES		3000				0
12	FEDERAL SOURCES		4000				0
13	Total Receipts/Revenues		0	0	0	0	0
14	DISBURSEMENTS/EXPENDITURES		Funct No.				
15	INSTRUCTION		1000				0
16	SUPPORT SERVICES		2000				0
17	COMMUNITY SERVICES		3000				0
18	PAYMENTS TO OTHER DISTRICTS & GOVT. UNITS		4000				0
19	DEBT SERVICES		5000				0
20	PROVISION FOR CONTINGENCIES		6000				0
21	Total Disbursements/Expenditures		0	0	0		0
22	Excess of Receipts/Revenue Over/(Under) Disbursements/Expenditures		0	0	0	0	0
23	OTHER SOURCES/USES OF FUNDS						
24	OTHER SOURCES OF FUNDS (7000)						0
25	OTHER USES OF FUNDS (8000)						0
26	TOTAL OTHER SOURCES/USES OF FUNDS		0	0	0	0	0
27	ESTIMATED ENDING FUND BALANCE		2,556,072	425,311	157,199	1,695,378	4,833,960

ILLINOIS STATE BOARD OF EDUCATION
SCHOOL BUSINESS SERVICES DIVISION

	A	B	W	X	Y	Z
1			SUMMARY			
2			BUDGET ADDENDUM - DEFICIT REDUCTION PLAN			
3	East Richland Community Unit #1		ESTIMATED BUDGET			
4	<i>District Number</i>		<i>Date of Adoption:</i>			
5	12-080-0010-26		<i>(Enter as MM/DD/YY)</i>			
6			FY2011-12	FY2012-13	FY2013-14	FY2014-15
7	ESTIMATED BEGINNING FUND BALANCE (must equal prior Ending Fund Balance)		4,803,441	4,833,960	4,833,960	4,833,960
8	RECEIPTS/REVENUES		Acct No.			
9	LOCAL SOURCES		1000	5,136,947	0	0
10	FLOW-THROUGH RECEIPTS/REVENUES FROM ONE DISTRICT TO ANOTHER DISTRICT		2000	57,000	0	0
11	STATE SOURCES		3000	10,055,756	0	0
12	FEDERAL SOURCES		4000	1,599,233	0	0
13	Total Receipts/Revenues			16,848,936	0	0
14	DISBURSEMENTS/EXPENDITURES		Funct No.			
15	INSTRUCTION		1000	9,456,973	0	0
16	SUPPORT SERVICES		2000	6,783,396	0	0
17	COMMUNITY SERVICES		3000	253,699	0	0
18	PAYMENTS TO OTHER DISTRICTS & GOVT. UNITS		4000	324,349	0	0
19	DEBT SERVICES		5000	0	0	0
20	PROVISION FOR CONTINGENCIES		6000	0	0	0
21	Total Disbursements/Expenditures			16,818,417	0	0
22	Excess of Receipts/Revenue Over/(Under) Disbursements/Expenditures			30,519	0	0
23	OTHER SOURCES/USES OF FUNDS					
24	OTHER SOURCES OF FUNDS (7000)			0	0	0
25	OTHER USES OF FUNDS (8000)			0	0	0
26	TOTAL OTHER SOURCES/USES OF FUNDS			0	0	0
27	ESTIMATED ENDING FUND BALANCE			4,833,960	4,833,960	4,833,960

Deficit Reduction Plan-Background/Assumptions
Fiscal Year 2012 through Fiscal Year 2015

East Richland Community Unit #1 12-080-0010-26

Please complete the following schedule and include a brief description to identify any areas of the budget that will be impacted from one year to the next. If the deficit reduction plan relies upon new local revenues, identify contingencies for further budget reductions which will be enacted in the event those new revenues are not available. For additional information, please see:

www.isbe.net/sfms/budget/2012/budget.htm

1. Background and Narrative of Budget Reductions:

2. Assumptions Used in the Deficit Reduction Plan:

- Foundation Levels for General State Aid:

- Equal Assessed Valuation and Tax Rates:

- Employee Salaries and Benefits:

- Short and Long Term Borrowing:

- Educational Impact:

- Other Assumptions:

- Has the district considered shared services (Ex: Media Coop, Transportation, Insurance) If yes please explain:

ESTIMATED LIMITATION OF ADMINISTRATIVE COSTS

(For Local Use Only)

This is an estimated Limitation of Administrative Costs Worksheet only and will not be accepted for Official Submission of the Limitation of Administrative Costs Worksheet.

The worksheet is intended for use during the budgeting process to estimate the district's percent increase of FY2012 budgeted expenditures over FY2011 actual expenditures. Budget information is copied to this page. Insert the prior year estimated actual expenditures to compute the estimated percentage increase (decrease).

The official Limitation of Administrative Costs Worksheet is attached to the end of the Annual Financial Report (ISBE Form 50-35) and may be submitted in conjunction with that report.

An official Limitation of Administrative Costs Worksheet can also be found on the ISBE website at:

[Limitation of Administrative Costs](#)

ESTIMATED LIMITATION OF ADMINISTRATIVE COSTS WORKSHEET
(Section 17-1.5 of the School Code)

School District Name: East Richland Community Unit #1
RCDT Number: 12-080-0010-26

Description	Funct. No.	Estimated Actual Expenditures, Fiscal Year 2011			Budgeted Expenditures, Fiscal Year 2012		
		(10) Educational	(20) Operations & Maintenance	Total	(10) Educational	(20) Operations & Maintenance	Total
1. Executive Administration Services	2320	248,805		248,805	256,430		256,430
2. Special Area Administration Services	2330	231,114		231,114	234,520		234,520
3. Other Support Services - School Administration	2490			0	0		0
4. Direction of Business Support Services	2510			0	0	0	0
5. Internal Services	2570			0	0		0
6. Direction of Central Support Services	2610			0	0		0
7. Deduct - Early Retirement or Other Pension Obligations Included Above				0			0
8. Totals		479,919	0	479,919	490,950	0	490,950
9. Estimated Percent Increase (Decrease) for FY2012 (Budgeted) over FY2011 (Actual)							2%

Reference Description

- ¹ Each fund balance should correspond to the fund balance reflected on the books as of June 30th - Balance Sheet Accounts #720 and #730 (audit figures, if available).
- ² Accounting and Financial Reporting for Certain Grants and Other Financial Assistance. The "On-Behalf" Payments should only be reflected on this page (Budget Summary, Lines 10 and 20).
- ³ Requires the secretary of the school board to notify the county clerk (within 30 days of the transfer approval) to abate an equal amount of taxes to be next extended. See Sec. 10-22.14 & 17-2.11.
- ⁴ Principal on Bonds Sold:
 - (1) Funding Bonds are to be entered in the fund or funds in which the liability occurs.
 - (2) Refunding Bonds can be entered in the Debt Services Fund only.
 - (3) Building Bonds can be entered in the Capital Projects Fund only.
 - (4) Fire Prevention and Safety Bonds can be entered in the Fire Prevention & Safety Fund only.
- ⁵ The proceeds from the sale of school sites, buildings, or other real estate shall be used first to pay the principal and interest on any outstanding bonds on the property being sold, and after all such bonds have been retired, the remaining proceeds from the sale next shall be used by the school board to meet any urgent district needs as determined under Sections 2-3.12 and 17-2.11 of the School Code. Once these issues have been addressed, any remaining proceeds may be used for any other authorized purpose and for deposit into any district fund.
- ⁶ The School Code, Section 10-22.44 prohibits the transfer of interest earned on the investment of "any funds for purposes of Illinois Municipal Retirement under the Pension Code." This prohibition does not include funds for Social Security and Medicare-only purposes. For additional requirements on interest earnings, see 23 Illinois Administrative Code, Part 100, Section 100.50.
- ⁷ Cash plus investments must be greater than or equal to zero.
- ⁸ For cash basis budgets, this total will equal the Budget Summary - Total Direct Receipts/Revenues (Line 9) plus Total Other Sources of Funds (Line 45).
- ⁹ For cash basis budgets, this total will equal the Budget Summary - Total Direct Disbursements/Expenditures (Line 19) plus Total Other Uses of Funds (Line 63).
- ¹⁰ Working Cash Fund loans may be made to any district fund for which taxes are levied (Section 20-6 of the School Code).
- ¹¹ Include revenue accounts 1110 through 1115, 1117, 1118 & 1120.
- ¹² The School Code Section 17-2.2c. Tax for leasing educational facilities or computer technology or both, and for temporary relocation expense purposes.
- ¹³ Corporate personal property replacement tax revenue must be first applied to the Municipal Retirement/Social Security Fund to replace tax revenue lost due to the abolition of the corporate personal property tax (30 ILCS 115/12). This provision does not apply to taxes levied for Medicare-Only purposes.
- ¹⁴ Only tuition payments made to private facilities. See Functions 4200 or 4400 for estimated public facility disbursements/expenditures.
- ¹⁵ Payment towards the retirement of lease/purchase agreements or bonded/other indebtedness (principal only) otherwise reported within the fund - e.g.: alternate revenue bonds. (Describe & Itemize)
- ¹⁶ Only abolishment of Working Cash Fund must transfer its funds directly to the Educational Fund upon adoption of a resolution and at the close of the current school Year (see 105 ILCS 5/20-8 for further explanation)
Only abatement of working cash fund can transfer its funds to any fund in most need of money
(see 105 ILCS 5/20-10 for further explanation)

CHECK FOR ERRORS	
<p>This worksheet checks various cells to assure that selected items are in balance. Out-of-balance conditions are accompanied by an error message. Errors must be corrected before the budget is finalized and submitted to ISBE.</p>	
Budget Item References	Message
Is Deficit Reduction Plan Required?	Congratulations! You have a balanced budget.
If required, is Deficit Reduction Plan Completed (Page: DefReductPlan 20-24)?	
1. Cover Page - CASH or ACCRUAL	
Check one type of Accounting Basis used on the Cover sheet.	CASH
2. Budget Summary: Other Sources (Page BudgetSum 2-3 - Acct 7000), must equal Other Uses (BudgetSum 2-3 - Acct. 8000).	
Estimated Beginning Fund Balance July,1 2011 for all Funds (Cells C3 - K3)(Line must have a number or zero)	OK
Transfer Among Funds (Funds 10, 20, 40 - Acct 7130 - Cells C29, D29, F29), must equal (Funds 10, 20 & 40 - Acct 8130 - Cells C52, D52, F52).	OK
Transfer of Interest (Funds 10 thru 90 - Acct 7140 - Cells C30:K30), must equal (Funds 10 thru 60, & 80 - Acct 8140 - Cells C53:H53, J53).	OK
Transfer to Debt Service to Pay Principal on Capital Leases (Fund 30 - Acct 7400 - Cell E39) must equal (Funds 10, 20 & 60 - Acct 8400 Cells C57:H60).	OK
Transfer to Debt Service to Pay Interest on Capital Leases (Fund 30 - Acct 7500 - Cell E40) must equal (Funds 10, 20 & 60 - Acct 8500 - Cells C61:H64).	OK
Transfer to Debt Service Fund to Pay Principal on Revenue Bonds (Fund 30 - Acct 7600 - Cell E41) must equal (Funds 10 & 20 - Acct 8600 - Cells C65:D68).	OK
Transfer to Debt Service to Pay Interest on Revenue Bonds (Fund 30 - Acct 7700 - Cell E42) must equal (Funds 10 & 20 - Acct 8700 - Cells C69:D72).	OK
Transfer to Capital Projects Fund (Fund 60 - Acct 7800 - Cell H43) must equal (Fund 10 & 20, Acct 8800 - Cells C73:D76).	OK
3. Summary of Cash Transactions: Beginning Cash Balance on Hand July 1, 2011, (CashSum 4, All Funds), cannot be negative.	
Educational (Fund 10 - Cell C3)	OK
Operations & Maintenance (Fund 20 - Cell D3)	OK
Debt Service (Fund 30 - Cell E3)	OK
Transportation (Fund 40 - Cell F3)	OK
Municipal Retirement/Social Security (Fund 50 - Cell G3)	OK
Capital Projects (Fund 60 - Cell H3)	OK
Working Cash (Fund 70 - Cell I3)	OK
Tort (Fund 80 - Cell J3)	OK
Fire Prevention & Safety (Fund 90 - Cell K3)	OK
4. Summary of Cash Transactions: Ending Cash Balance on Hand June 30, 2012, (Page CashSum 4 - All Funds), cannot be negative.	
Educational (Fund 10 - Cell C21)	OK
Operations & Maintenance (Fund 20 - Cell D21)	OK
Debt Service (Fund 30 - Cell E21)	OK
Transportation (Fund 40 - F21)	OK
Municipal Retirement/Social Security (Fund 50 - Cell G21)	OK
Capital Projects (Fund 60 - H21)	OK
Working Cash (Fund 70 - Cell I21)	OK
Tort (Fund 80 - Cell J21)	Check Error!
Fire Prevention & Safety (Fund 90 - Cell K21)	OK
5. Summary of Cash Transactions: Other Receipts, (Page CashSum 4), must equal Other Disbursements, (Page CashSum 4).	
Interfund Loans Payable (Funds 10:60, 80, 90 - Acct 411 - Cells C6:H6, J6:K6) must equal Interfund Loans Receivable (Funds 10:20, 40, 70 - Acct 141 - Cells C15:D15, F15, I15).	OK
Interfund Loans Receivable (Funds 10, 20, 40 & 70 - Acct 141 - Cells C7:D7, F7, I7) must equal Interfund Loans Payable (Funds 10:60, 80, 90 - Acct 411 - Cells C16:H16, J16, K16).	OK

End of Balancing

Fund	Fund Balance July 1, 2011	FY2012 Revenue	FY2012 Expenditures	Fund Balance July 1, 2012	Difference
10-Education	2,663,707.60	15,189,994.00	15,078,153.00	2,775,548.60	111,841.00
20-Building/Grounds	368,602.39	794,199.00	755,190.00	407,611.39	39,009.00
30-Bond & Interest	298,680.08	1,023,777.00	1,023,000.00	299,457.08	777.00
40-Transportation	163,195.19	1,252,837.00	1,218,260.00	197,772.19	34,577.00
50-IMRF/SS	176,084.09	705,605.00	734,934.00	146,755.09	(29,329.00)
60-Site & Construction	-			-	-
70-Working Cash	1,607,935.92	90,985.00		1,698,920.92	90,985.00
80-Tort	-	710,260.00	710,260.00	-	-
90-Life Safety*	365,303.61	83,080.00	144,924.00	303,459.61	(61,844.00)
					-
Total	5,643,508.88	19,850,737.00	19,664,721.00	5,829,524.88	186,016.00

*This includes the last payment on the Elementary roof of \$94,923.38

Fund	Fund Balance July 1, 2011	Amended FY2012 Revenue	Amended FY2012 Expenditures	Amended Fund Balance July 1, 2012	Difference
10-Education	2,663,707.60	14,634,092.00	14,741,728.00	2,556,071.60	(107,636.00)
20-Building/Grounds	368,602.39	793,158.00	736,449.00	425,311.39	56,709.00
30-Bond & Interest	298,680.08	1,022,594.00	1,022,417.00	298,857.08	177.00
40-Transportation	163,195.19	1,334,244.00	1,340,240.00	157,199.19	(5,996.00)
50-IMRF/SS	176,084.09	705,330.00	786,586.00	94,828.09	(81,256.00)
60-Site & Construction	-				-
70-Working Cash	1,607,935.92	87,442.00		1,695,377.92	87,442.00
80-Tort	-	708,446.00	709,285.00		(839.00)
90-Life Safety*	365,303.61	80,623.00	154,224.00	291,702.61	(73,601.00)
Total	5,643,508.88	19,365,929.00	19,490,929.00	5,519,347.88	(125,000.00)

*This includes the last payment on the Elementary roof of \$94,923.38

Ordinance Regarding Prevailing Wage Rates

WHEREAS, The State of Illinois has enacted “An Act regulating wages of laborer, mechanics and other workers employed in any public works by the State, county, city or any public body or any political subdivision or by any one under contract for public works,” approved June 26, 1941, as amended, (Ill. Rev. Stat. 1987, Ch. 48, par. 39s-1 et seq. as amended by Public Acts 86-799 and 86-693) and

WHEREAS, the aforesaid Act requires that the East Richland Community Unit School District No. 1 Board of Education, in Olney, Richland County, Illinois investigate and ascertain the prevailing rate of wages as defined in said Act of laborers, mechanics and other workers in the locality of said East Richland Community Unit School District No. 1 employed in performing construction of public works, for said school district.

NOW, THEREFORE, BE IT ORDAINED BY EAST RICHLAND COMMUNITY UNIT SCHOOL DISTRICT NO. 1, RICHLAND COUNTY, ILLINOIS, BY ITS BOARD OF EDUCATION:

Section 1: To the extent and as required by “An Act regulating wages of laborers, mechanics and other workers employed in any public works by State, county, city or any public body or any political subdivision or by any one under contract for public works,” approved June 26, 1941, as amended, the general prevailing rates of wages in this locality for laborers, mechanics and other workers engaged in construction of public works coming under the jurisdiction of the Board of Education is hereby ascertained to be the same as the prevailing rate of wages for construction work in the Richland County area as determined by the Department of Labor of the State of Illinois as of June of the current year, a copy of that determination being attached hereto and incorporated herein by reference. As required by said Act, any and all revision of the prevailing rate of wages by the Department of Labor of the State of Illinois shall supersede the Department’s June determination and apply to any and all public works construction undertaken by the East Richland Community Unit School District No. 1. The definition of any terms appearing in this Ordinance which are also used in the aforesaid Act shall be the same as in said Act.

Section 2: Nothing herein contained shall be construed to apply said general prevailing rate of wages as herein ascertained to any work or employment except public works construction of the East Richland Community Unit School District No. 1 to the extent required by the aforesaid Act.

Section 3: The Board Secretary shall publicly post or keep available for inspection by any interested party in the main office of the school district this determination or any revisions of such prevailing rate of wages. A copy of this determination or of the current revised determination of prevailing rate of wages then in effect shall be attached to all contract specifications.

Section 4: The Board Secretary shall mail a copy of this determination to any employer, and to any association of employers and to any person or association of employees who have filed their names and addresses, requesting copies of any determination stating the particular rates and the particular class of workers whose wages will be affected by such rates.

Section 5: The Board Secretary shall promptly file a certified copy of this Ordinance with both the Secretary of State Index Division and the Department of Labor of the State of Illinois.

Section 6: The Board Secretary shall cause to be published in a newspaper of general circulation within the area a notice of this determination.

Adopted this 21st day of June 2012.

(Seal)

Approved:

Attest:

President of the Board of Education

Secretary to the Board of Education

CERTIFICATE

State of Illinois)
County of Richland)
School District No. 1)

I, Jervaise McGlone, do hereby certify that I am the Secretary to the Board of Education of East Richland Community Unit School District No. 1, in Richland County, Illinois, and that the foregoing is a true and correct copy of an Ordinance duly adopted by the President and Board of Education of said School District, regarding prevailing wage rates for laborers, workmen and mechanics employed on public works of said School District. The Ordinance was adopted at a regular rescheduled meeting held on the 22nd day of June, 2010, the Ordinance being a part of the official records of this School District.

Dated: June 21, 2012

Secretary to the Board of Education

June 22, 2012

Classified Ads
Olney Daily Mail
P.O. Box 340
Olney, IL 62450

Please publish the following under the legal notice heading in the classified section of your paper as soon as possible for one day only.

Thank you.

**Notice of Adoption of Ordinance
Finding Prevailing Wage Rates**

Notice is hereby given that an Ordinance was duly adopted by the Board of Education of East Richland Community Unit School District No. 1, in Richland County, Illinois, on June 22, 2010, finding the prevailing rate of wages for laborers, workmen and mechanics on public works projects in Richland County. The said prevailing rate of wages is on file and available for public inspection at the Administration Office of said School District, 1100 East Laurel Street, Olney, Illinois, during regular business hours.

Marilyn J. Holt
Superintendent of Schools

enclosure

June 22, 2012

Department of Labor
One West Old State Capitol Plaza, Room 300
Springfield, IL 62701

Re: Ordinance on Prevailing Wage Rate

Enclosed is a certified copy of an Ordinance adopted by the Board of Education of this School District, finding the prevailing rate of wages for public works projects in Richland County, Illinois.

Yours truly,

Marilyn Holt
Superintendent of Schools

MJH/ai

enclosures

June 22, 2012

Secretary of State
Index Division
111 East Monroe
Springfield, IL 62756

Re: Ordinance on Prevailing Wage Rage

Enclosed is a certified copy of an Ordinance adopted by the Board of Education of this School District, finding the prevailing rate of wages for public works projects in Richland County, Illinois.

Yours truly,

Marilyn J. Holt
Superintendent of Schools

MJH/ai

enclosures

Richland County Prevailing Wage for June 2012

(See explanation of column headings at bottom of wages)

Trade Name	RG	TYP	C	Base	FRMAN	*M-F>8	OSA	OSH	H/W	Pensn	Vac	Trng
ASBESTOS ABT-GEN		ALL		25.300	25.750	1.5	1.5	2.0	5.750	10.35	0.000	0.900
ASBESTOS ABT-MEC		BLD		20.800	0.000	2.0	2.0	2.0	6.250	5.000	0.000	0.000
BOILERMAKER		BLD		31.500	34.000	1.5	1.5	2.0	7.070	18.73	1.000	0.350
BRICK MASON		BLD		28.620	30.120	1.5	1.5	2.0	8.200	7.030	0.000	0.430
CARPENTER		BLD		31.140	32.640	1.5	1.5	2.0	6.300	6.250	0.000	0.400
CARPENTER		HWY		31.140	32.890	1.5	1.5	2.0	6.300	6.250	0.000	0.400
CEMENT MASON		BLD		28.200	29.700	1.5	1.5	2.0	6.600	5.400	0.000	0.500
CEMENT MASON		HWY		26.080	27.580	1.5	1.5	2.0	6.400	5.470	0.000	0.300
CERAMIC TILE FNSHER		BLD		27.120	0.000	1.5	1.5	2.0	8.200	7.030	0.000	0.430
COMM SYSTEMS TECH		BLD		25.620	28.200	1.5	1.5	2.0	5.350	5.420	0.000	0.290
ELECTRIC PWR EQMT OP		ALL	1	34.400	0.000	1.5	1.5	2.0	5.000	9.630	0.000	0.260
ELECTRIC PWR EQMT OP		ALL	2	30.680	0.000	1.5	1.5	2.0	5.000	8.590	0.000	0.230
ELECTRIC PWR GRNDMAN		ALL		25.210	0.000	1.5	1.5	2.0	5.000	7.060	0.000	0.190
ELECTRIC PWR LINEMAN		ALL		43.200	46.130	1.5	1.5	2.0	5.000	12.10	0.000	0.320
ELECTRICIAN		BLD		34.350	36.750	1.5	1.5	2.0	5.350	8.270	0.000	0.290
FLOOR LAYER		BLD		29.080	29.830	1.5	1.5	2.0	6.300	6.250	0.000	0.400
GLAZIER		BLD		26.780	28.030	1.5	1.5	2.0	5.570	5.200	0.000	0.300
HT/FROST INSULATOR		BLD		28.920	29.920	1.5	1.5	2.0	4.800	8.160	0.000	0.280
IRON WORKER		ALL		27.020	28.270	1.5	1.5	2.0	6.510	8.850	0.000	0.345
LABORER		BLD		25.300	25.750	1.5	1.5	2.0	5.750	10.35	0.000	0.800
LABORER		HWY		25.300	25.750	1.5	1.5	2.0	5.750	10.35	0.000	0.800
MACHINIST		BLD		43.160	45.160	1.5	1.5	2.0	7.980	8.950	0.000	0.000
MARBLE FINISHERS		BLD		27.120	0.000	1.5	1.5	2.0	8.200	7.030	0.000	0.430
MARBLE MASON		BLD		28.620	30.120	1.5	1.5	2.0	8.200	7.030	0.000	0.430
MILLWRIGHT		BLD		31.140	32.640	1.5	1.5	2.0	6.300	6.250	0.000	0.400
MILLWRIGHT		HWY		31.640	33.390	1.5	1.5	2.0	6.300	6.250	0.000	0.400
OPERATING ENGINEER		ALL	1	34.550	0.000	1.5	1.5	2.0	6.350	8.000	0.000	0.750
OPERATING ENGINEER		ALL	2	22.450	0.000	1.5	1.5	2.0	6.350	8.000	0.000	0.750
PAINTER		ALL		26.000	27.500	1.5	1.5	2.0	7.400	8.230	0.000	0.450
PILEDRIVER		BLD		31.140	32.640	1.5	1.5	2.0	6.300	6.250	0.000	0.400
PILEDRIVER		HWY		31.640	33.390	1.5	1.5	2.0	6.300	6.250	0.000	0.400
PIPEFITTER		ALL		35.470	38.130	1.5	1.5	2.0	5.950	6.630	0.000	0.610
PLASTERER		BLD		27.250	28.750	1.5	1.5	2.0	6.400	5.400	0.000	0.500
PLUMBER		ALL		35.470	38.130	1.5	1.5	2.0	5.950	6.630	0.000	0.610
ROOFER		BLD		25.400	27.900	1.5	1.5	2.0	8.900	6.280	0.000	0.550
SHEETMETAL WORKER		ALL		31.690	33.190	1.5	1.5	2.0	7.130	6.730	1.910	0.360
SPRINKLER FITTER		BLD		36.140	38.890	1.5	1.5	2.0	8.100	8.200	0.000	0.350
STONE MASON		BLD		28.620	30.120	1.5	1.5	2.0	8.200	7.030	0.000	0.430
TERRAZZO FINISHER		BLD		27.120	0.000	1.5	1.5	2.0	8.200	7.030	0.000	0.430
TILE MASON		BLD		28.620	30.120	1.5	1.5	2.0	8.200	7.030	0.000	0.430
TRUCK DRIVER		ALL	1	28.955	0.000	1.5	1.5	2.0	9.300	2.900	0.000	0.250
TRUCK DRIVER		ALL	2	29.355	0.000	1.5	1.5	2.0	9.300	2.900	0.000	0.250
TRUCK DRIVER		ALL	3	29.555	0.000	1.5	1.5	2.0	9.300	2.900	0.000	0.250
TRUCK DRIVER		ALL	4	29.805	0.000	1.5	1.5	2.0	9.300	2.900	0.000	0.250
TRUCK DRIVER		ALL	5	30.555	0.000	1.5	1.5	2.0	9.300	2.900	0.000	0.250
TUCKPOINTER		BLD		28.620	30.120	1.5	1.5	2.0	8.200	7.030	0.000	0.430

Legend:

- RG (Region)
- TYP (Trade Type - All, Highway, Building, Floating, Oil & Chip, Rivers)
- C (Class)
- Base (Base Wage Rate)
- FRMAN (Foreman Rate)
- M-F>8 (OT required for any hour greater than 8 worked each day, Mon through Fri.)

OSA (Overtime (OT) is required for every hour worked on Saturday)
 OSH (Overtime is required for every hour worked on Sunday and Holidays)
 H/W (Health & Welfare Insurance)
 Pensn (Pension)
 Vac (Vacation)
 Trng (Training)

Explanations

RICHLAND COUNTY

The following list is considered as those days for which holiday rates of wages for work performed apply: New Years Day, Memorial Day, Fourth of July, Labor Day, Thanksgiving Day, Christmas Day and Veterans Day in some classifications/counties. Generally, any of these holidays which fall on a Sunday is celebrated on the following Monday. This then makes work performed on that Monday payable at the appropriate overtime rate for holiday pay. Common practice in a given local may alter certain days of celebration. If in doubt, please check with IDOL.

EXPLANATION OF CLASSES

ASBESTOS - GENERAL - removal of asbestos material/mold and hazardous materials from any place in a building, including mechanical systems where those mechanical systems are to be removed. This includes the removal of asbestos materials/mold and hazardous materials from ductwork or pipes in a building when the building is to be demolished at the time or at some close future date.

ASBESTOS - MECHANICAL - removal of asbestos material from mechanical systems, such as pipes, ducts, and boilers, where the mechanical systems are to remain.

CERAMIC TILE FINISHER, MARBLE FINISHER, TERRAZZO FINISHER

Assisting, helping or supporting the tile, marble and terrazzo mechanic by performing their historic and traditional work assignments required to complete the proper installation of the work covered by said crafts. The term "Ceramic" is used for naming the classification only, and is in no a limitation of the product handled. Ceramic takes into consideration most hard tiles.

COMMUNICATION SYSTEMS TECHNICIAN

Installation, operation, inspection, maintenance, repair, and service of radio, television, recording, voice sound and vision production and reproduction apparatus, equipment and appliances used for domestic, commercial, education, entertainment and private telephone systems.

ELECTRIC POWER LINEMAN

Construction, maintenance and dismantling of overhead and underground electric power lines, including high voltage pipe type cable work, and associated structures and equipment.

ELECTRIC POWER EQUIPMENT OPERATOR - CLASS 1

Operation of all crawler type equipment D-4 and larger from the ground to assist the Electric Power Linemen in performing their duties.

ELECTRIC POWER EQUIPMENT OPERATORS - CLASS 2

Operation of all other equipment from the ground to assist the Electric Power Linemen in performing their duties.

ELECTRIC POWER GROUNDMAN

Applies to workers who assist the Electric Power Lineman from the ground.

TRUCK DRIVER - BUILDING, HEAVY AND HIGHWAY CONSTRUCTION

Class 1. Drivers on 2 axle trucks hauling less than 9 ton. Air compressor and welding machines and brooms, including those pulled by separate units, truck driver helpers, warehouse employees, mechanic helpers, greasers and tiremen, pickup trucks when hauling materials, tools, or workers to and from and on-the-job site, and fork lifts up to 6,000 lb. capacity.

Class 2. Two or three axle trucks hauling more than 9 ton but hauling less than 16 ton. A-frame winch trucks, hydrolift trucks, vactor trucks or similar equipment when used for transportation purposes. Fork lifts over 6,000 lb. capacity, winch trucks, four axle combination units, and ticket writers.

Class 3. Two, three or four axle trucks hauling 16 ton or more. Drivers on water pulls, articulated dump trucks, mechanics and working forepersons, and dispatchers. Five axle or more combination units.

Class 4. Low Boy and Oil Distributors.

Class 5. Drivers who require special protective clothing while employed on hazardous waste work.

OPERATING ENGINEERS - BUILDING, HEAVY AND HIGHWAY CONSTRUCTION

Class 1. Power Cranes, Draglines, Derricks, Shovels, Gradalls, Mechanics, Tractor Highlift, Tournadozer, Concrete Mixers with Skip, Tournamixer, Two Drum Machine, One Drum Hoist with Tower or Boom, Cableways, Tower Machines, Motor Patrol, Boom Tractor, Boom or Winch Truck, Winch or Hydraulic Boom Truck, Truck Crane, Tournapull, Tractor Operating Scoops, Bulldozer, Push Tractor, Asphalt Planer, Finishing Machine on Asphalt, Large Rollers on Earth, Rollers on Asphalt Mix, Ross Carrier or similar Machine, Gravel Processing Machine, Asphalt Plant Engineer, Paver Operator, Dredging Equipment, or Dredge Engineer, or Dredge Operator, Central Mix Plant Engineer, CMI or similar type machine, Concrete Pump, Truck or Skid Mounted, Tower Crane, Engineer or Rock Crusher Plant, Concrete Plant Engineer, Ditching Machine with dual attachment, Tractor Mounted Loaders, Cherry Picker, Hydro Crane, Standard or Dinkey Locomotives, Scoopmobiles, Euclid Loader, Soil Cement Machine, Back Filler, Elevating Machine, Power Blade, Drilling Machine, including Well Testing, Caissons, Shaft or any similar type drilling machines, Motor Driven Paint Machine, Pipe Cleaning Machine, Pipe Wrapping Machine, Pipe Bending Machine, Apsco Paver, Boring Machine, (Head Equipment Greaser), Barber-Greene Loaders, Formless Paver, (Well Point System),

Concrete Spreader, Hydra Ax, Span Saw, Marine Scoops, Brush Mulcher, Brush Burner, Mesh Placer, Tree Mover, Helicopter Crew (3), Piledriver-Skid or Crawler, Stump Remover, Root Rake, Tug Boat Operator, Refrigerating Machine, Freezing Operator, Chair Cart-Self-Propelled, Hydra Seeder, Straw Blower, Power Sub Grader, Bull Float, Finishing Machine, Self-Propelled Pavement Breaker, Lull (or similar type Machine), Two Air Compressors, Compressors hooked in Manifold, Overhead Crane, Chip Spreader, Mud Cat, Sull-Air, Fork Lifts (except when used for landscaping work), Soil Stabilizer (Seaman Tiller, Bo Mag, Rago Gator, and similar types of equipment), Tube Float, Spray Machine, Curing Machine, Concrete or Asphalt Milling Machine, Snooper Truck-Operator, Backhoe, Farm Tractors (with attachments), 4 Point Lift System (Power Lift or similar type), Skid-Steer (Bob Cat or similar type), Wrecking Shears, Water Blaster.

Class 2. Concrete Mixers without Skips, Rock Crusher, Ditching Machine under 6', Curbing Machine, One Drum Machines without Tower or Boom, Air Tugger, Self-Propelled Concrete Saw, Machine Mounted Post Hole Digger, two to four Generators, Water Pumps or Welding Machines, within 400 feet, Air Compressor 600 cu. ft. and under, Rollers on Aggregate and Seal Coat Surfaces, Fork Lift (when used for landscaping work), Concrete and Blacktop Curb Machine, One Water Pump, Oilers, Air Valves or Steam Valves, One Welding Machine, Truck Jack, Mud Jack, Gunnite Machine, House Elevators when used for hoisting material, Engine Tenders, Fireman, Wagon Drill, Flex Plane, Conveyor, Siphons and Pulsometer, Switchman, Fireman on Paint Pots, Fireman on Asphalt Plants, Distributor Operator on Trucks, Tampers, Self-Propelled Power Broom, Striping Machine (motor driven), Form Tamper, Bulk Cement Plant, Equipment Greaser, Deck Hands, Truck Crane Oiler-Driver, Cement Blimps, Form Grader, Temporary Heat, Throttle Valve, Super Sucker (and similar type of equipment).

Other Classifications of Work:

For definitions of classifications not otherwise set out, the Department generally has on file such definitions which are available. If a task to be performed is not subject to one of the classifications of pay set out, the Department will upon being contacted state which neighboring county has such a classification and provide such rate, such rate being deemed to exist by reference in this document. If no neighboring county rate applies to the task, the Department shall undertake a special determination, such special determination being then deemed to have existed under this determination. If a project requires these, or any classification not listed, please contact IDOL at 217-782-1710 for wage rates or clarifications.

LANDSCAPING

Landscaping work falls under the existing classifications for laborer, operating engineer and truck driver. The work performed by landscape plantsman and landscape laborer is covered by the existing classification of laborer. The work performed by landscape operators (regardless of equipment used or its size) is covered by the classifications of operating engineer. The work performed by landscape truck drivers (regardless of size of truck driven) is covered by the classifications of truck driver.

School Board

Types of School Board Meetings

General

For all meetings of the School Board and its committees, the Superintendent or designee shall satisfy all notice and posting requirements contained herein, as well as the Open Meetings Act. This shall include mailing meeting notification to news media that have officially requested them, and to others as approved by the School Board. Unless otherwise specified, all meetings are held in the District's main office. Board policy 2:220 School Board Meeting Procedure, governs meeting quorum requirements.

The Superintendent is designated on behalf of the Board and each Board committee to receive the training on compliance with the Open Meetings Act that is ***required by Section 1.05(a) of that Act***. The Superintendent may identify other employees to receive the training. Each Board member ***must complete a course of training on the Open Meetings Act as required by Section 1.05(b) or (c) of that Act***.

Regular Meetings

The School Board announces the time and place for its regular meetings at the beginning of each fiscal year. The Superintendent shall prepare and make available the calendar of regular School Board meetings. Meeting dates may be changed with 10 days' notice in accordance with State law.

A meeting agenda shall be posted at the District's main office and the Board's meeting room, or other location where the meeting is to be held, at least 48 hours before the meeting. Items not specifically on the agenda may still be considered during the meeting.

Closed Meetings

The School Board and School Board committees may meet in a closed meeting to consider the following subjects:

1. The appointment, employment, compensation, discipline, performance, or dismissal of specific employees of the public body, including hearing testimony on a complaint lodged against an employee to determine its validity. 5 ILCS 120/2(c)(1).
2. Collective negotiating matters between the public body and its employees or their representatives, or deliberations concerning salary schedules for one or more classes of employees. 5 ILCS 120/2(c)(2).

3. The selection of a person to fill a public office, as defined in the Open Meetings Act, including a vacancy in a public office, when the public body is given power to appoint under law or ordinance, or the discipline, performance or removal of the occupant of a public office, when the public body is given power to remove the occupant under law or ordinance. 5 ILCS 120/2(c)(3).
4. Evidence or testimony presented in open hearing, or in closed hearing where specifically authorized by law, to a quasi-adjudicative body, as defined in the Open Meetings Act, provided that the body prepares and makes available for public inspection a written decision setting forth its determinative reasoning. 5 ILCS 120/2(c)(4).
5. The purchase or lease of real property for the use of the public body, including meetings held for the purpose of discussing whether a particular parcel should be acquired. 5 ILCS 120/2(c)(5).
6. The setting of a price for sale or lease of property owned by the public body. 5 ILCS 120/2(c)(6).
7. The sale or purchase of securities, investments, or investment contracts. 5 ILCS 120/2(c)(7).
8. Security procedures and the use of personnel and equipment to respond to an actual, a threatened, or a reasonably potential danger to the safety of employees, students, staff, the public or public property. 5 ILCS 120/2(c)(8).
9. Student disciplinary cases. 5 ILCS 120/2(c)(9).
10. The placement of individual students in special education programs and other matters relating to individual students. 5 ILCS 120/2(c)(10).
11. Litigation, when an action against, affecting or on behalf of the particular public body has been filed and is pending before a court or administrative tribunal, or when the public body finds that an action is probable or imminent, in which case the basis for the finding shall be recorded and entered into the minutes of the closed meeting. 5 ILCS 120/2(c)(11).
12. The establishment of reserves or settlement of claims as provided in the Local Governmental and Governmental Employees Tort Immunity Act, if otherwise the disposition of a claim or potential claim might be prejudiced, or the review or discussion of claims, loss or risk management information, records, data, advice or communications from or with respect to any insurer of the public body or any intergovernmental risk management association or self insurance pool of which the public body is a member. 5 ILCS 120/2(c)(12).

13. Self-evaluation, practices and procedures, or professional ethics, when meeting with a representative of a statewide association of which the public body is a member 5 ILCS 120/2(c)(16).
14. Discussion of minutes of meetings lawfully closed under the Open Meetings Act, whether for purposes of approval by the body of the minutes or semi-annual review of the minutes as mandated by Section 2.06. 5 ILCS 120/2(c)(21).
15. ***Meetings between internal or external auditors and governmental audit committees, finance committees, and their equivalents, when the discussion involves internal control weaknesses, identification of potential fraud risk areas, known or suspected frauds, and fraud interviews conducted in accordance with generally accepted auditing standards of the United States of America. 5 ILCS 120/2(c)(28)***

The Board may hold a closed meeting, or close a portion of a meeting, by a majority vote of a quorum, taken at an open meeting. The vote of each School Board member present, and the reason for the closed meeting, shall be publicly disclosed at the time of the meeting and clearly stated in the motion and the meeting minutes.

A single motion calling for a series of closed meetings may be adopted when such meetings will involve the same particular matters and are scheduled to be held within 3 months of the vote.

No final School Board action shall be taken at a closed meeting.

Reconvened or Rescheduled Meetings

A meeting may be rescheduled or reconvened. Public notice of a rescheduled or reconvened meeting shall be given in the same manner as that for a special meeting, except that no public notice is required when the original meeting is open to the public and (1) is to be reconvened within 24 hours, or (2) an announcement of the time and place of the reconvened meeting was made at the original meeting and there is no change in the agenda.

Special Meetings

Special meetings may be called by the President or by any 3 members of the School Board by giving notice thereof, in writing, stating the time, place, and purpose of the meeting to remaining Board members by mail at least 48 hours before the meeting, or by personal service at least 24 hours before the meeting.

Public notice of a special meeting is given by posting a notice at the District's administration office at least 48 hours before the meeting and by notifying the news media, which have filed a written request for notice. A meeting agenda shall accompany the notice.

No matters shall be discussed, considered, or brought before the School Board at any special meeting other than such matters as were included in the stated purpose of the meeting.

Emergency Meetings

Notice of emergency meetings shall be given as soon as practical, but in any event, before the meeting to news media that have filed a written request for notice.

Posting on the District Website

In addition to the other notices specified in this policy, the Superintendent or designee shall post the following on the District website (1) the annual schedule of regular meetings, which shall remain posted until the Board approves a new schedule of regular meeting; (2) a public notice of all Board meetings; and (3) the agenda for each regular meeting, which shall remain posted until the regular meeting is concluded.

ADOPTED: June 21, 2012

Board of Education

Access To District's Public Records

Full access to the District's public records is available to any person as provided in the Illinois Freedom of Information Act (FOIA), this policy, and implementing procedures.

Freedom of Information Officer

The Superintendent shall serve as the District's Freedom of Information Officer *assumes* all the duties and powers of that office as provided in FOIA and this policy. The Superintendent may delegate these duties and powers to one or more designees but the delegation shall not relieve the Superintendent of the responsibility for the action that was delegated. The Superintendent or designee(s) shall report any FOIA requests and the status of the District's response to the Board at each regular Board meeting.

Definition

The District's *public records* are defined as records, reports, forms, writing, letters, memoranda, books, papers, maps photographs, microfilms, cards, tapes, recordings, electronic data processing records, electronic communications, recorded information and all other documentary materials pertaining to the transaction of public business, regardless of physical form or characteristics, having been prepared by or for, or having been or being used by, received by, in the possession of, or under the control of the School District.

Requesting Records

A request for inspection and/or copies of public records must be made in writing and may be submitted by personal delivery, mail, telefax, or email directed the District's Freedom of Information Officer. Individuals making a request are not required to state a reason for the request other than to identify when the request is for a commercial purpose or when requesting a fee waiver.

All requests for inspection and copying shall immediately be forwarded to the District's Freedom of Information Officer or designee.

Responding to Requests

The Freedom of Information Officer shall approve all requests for public records unless:

1. The requested material does not exist;
2. The requested material is exempt from inspection and copying by the Freedom of Information Act; or

3. Complying with the request would be unduly burdensome.

Within 5 business days after receipt of a request for access to a public record, the Freedom of Information Officer shall comply with or deny the request, unless the time for response is extended as specified in Section 3 of FOIA. The freedom of Information Officer may extend the time for a response for up to 5 business days from the original due date. If an extension is needed, the Freedom of Information officer shall (1) notify the person making the request of the reason for the *extension*, and (2) either inform the person of the date on which a response will be made or agree with the person in writing on a compliance period.

Notwithstanding the above, the Freedom of Information Officer shall respond to requests for commercial purposes and to recurrent requesters (as those terms are defined in Section 2 of FOIA) according to Sections 3.1 and 3.2 of FOIA.

When responding to a request for a record containing both exempt and non-exempt material, the Freedom of Information Officer shall redact exempt material from the record before complying with the request.

Copying Fees

Persons making a request for copies of public records must pay any applicable copying fee. The Freedom of Information Officer shall, as needed, recommend a copying fee schedule for the Board's approval. Copying fees, except when fixed by statute, are reasonably calculated to reimburse the District's actual cost for reproducing and certifying public records and for the use, by any person, of its equipment to copy records. No *copying* fees shall be charged for the first 50 pages of black and white, letter or legal sized copies. No *copying* fee shall be charged for electronic copies other than the actual cost of the recording medium.

Fees for Responding to a Request for a Commercial Purpose

In addition to copying fees, persons making a request for a commercial purpose, as defined in FOIA, must pay a fee of \$10 for each hour spent by personnel in searching for and retrieving the record. However, no fees shall be charged for the first 8 hours spent by personnel in searing for or retrieving a requested record. The District also charges the actual cost of retrieving and transporting public records from an off-site storage facility when the public records are maintained by a third-party storage facility under contract with the District. Whenever the District charges any fees to a requester making a commercial request, the Freedom of Information Officer shall provide the requester with an accounting of all fees, costs, and personnel hours in connection with the request for public records.

Access

The inspection and copying of a public record that is the subject of an approved access request is permitted at the District's administrative office during regular business hours, unless other arrangements are made by the Freedom of Information Officer.

Many public records are immediately available from the District's website including, but not limited to, a description of the District and the methods for requesting a public record.

Preserving Public Records

Public records, including email messages, shall be preserved and cataloged if: (1) they are evidence of the District's organization, function, policies, procedures, or activities, (2) they contain informational data appropriate for preservation, (3) their retention is required by State or federal law, or (4) they are subject to a retention request by the Board attorney (e.g. a litigation hold), District auditor, or other individual authorized by the School Board or State or federal law to make such a request. Unless its retention is required as described in items 3 or 4 above, a public record, as defined by the Illinois Local Records Act, may be destroyed when authorized by the Local Records Commission.

Adopted: June 21, 2012

Board of Education

Uniform Grievance Procedure

Students or their parent(s)/guardian(s), employees, or community members should notify any District Complaint Manager if they believe that the Board of Education, its employees, or agents have violated their rights guaranteed by the State or federal Constitution, State or federal statute, or Board policy, or have a complaint including:

1. Title II of the Americans with Disabilities Act;
2. Title IX of the Education Amendments of 1972;
3. Section 504 of the Rehabilitation Act of 1973;
4. Title VI of the Civil Rights Act, 42 U.S.C. § 2000d et seq.
5. Equal Employment Opportunities Act (Title VII of the Civil Rights Act), 42 U.S.C. § 2000e et seq.
6. Sexual harassment (Illinois Human Rights Act, Title VII of the Civil Rights Act of 1964, and Title IX of the Education Amendments of 1972).
7. ***Bullying, 105 ILCS 5/127-23.7***
8. The misuse of funds received for services to improve educational opportunities for educationally disadvantaged or deprived children; or
9. Curriculum, instructional materials, and/or programs.
10. Victims' Economic Security and Safety Act, 820 ILCS 180;
11. Illinois Equal Pay Act of 2003, 820 ILCS 112;
12. Provision of services to homeless students; or
13. Illinois Whistleblower Act, 740 ILCS 174/1 et seq.
14. Misuse of genetic information (Illinois Genetic Information Privacy Act (GIPA), 410 ILCS 513/and titles I and II of the Genetic Information Nondiscrimination Act (GINA), 42 U.S.C. §2000ff et seq.)
15. ***Employee Credit Privacy Act, 820 ILCS 70/8***

The Complaint Manager will attempt to respond to and resolve complaints without resorting to this grievance procedure and, if a complaint is filed, to address the complaint promptly and equitably. The right of a person to prompt and equitable resolution of the complaint filed hereunder shall not be impaired by the person's pursuit of other remedies. Use of this grievance procedure is not a prerequisite to the pursuit of other remedies and use of this grievance procedure does not extend any filing deadline related to the pursuit of other remedies. All deadlines under this procedure may be extended by the Complaint Manager as he or she deems appropriate. As used in this policy, "school business days" means days on which the District's main office is open.

1. Filing a Complaint

A person (hereinafter Complainant) who wishes to avail him or herself of this grievance procedure may do so by filing a complaint with any District Complaint Manager. The Complainant shall not be required to file a complaint with a particular Complaint Manager and may request a Complaint Manager of the same gender. The Complaint Manager may request the Complainant to provide a written statement regarding the nature of the complaint or require a meeting with the parent(s)/guardian(s) of a student. The Complaint Manager shall assist the Complainant as needed.

2. Investigation

The Complaint Manager will investigate the complaint or appoint a qualified person to undertake the investigation on his or her behalf. If the Complainant is a student, the Complaint Manager will notify his or her parent(s)/guardian(s) that they may attend any investigatory meetings in which their child is involved. The complaint and identity of the Complainant will not be disclosed except (1) as required by law, this policy, or (2) as necessary to fully investigate the complaint, or (3) as authorized by the Complainant.

The identity of any student witnesses will not be disclosed except: (1) as required by law or any collective bargaining agreement, or (2) as necessary to fully investigate the complaint, or (3) as authorized by the parent/guardian of the student witness, or by the student if the student is 18 years of age or older.

Within 30 school business days of the date the complaint was filed, the Complaint Manager shall file a written report of his or her findings with the Superintendent. The Complaint Manager may request an extension of time. If a complaint of sexual harassment contains allegations involving the Superintendent, the written report shall be filed with the School Board, which will make a decision in accordance with the following section of this policy. The Superintendent will keep the Board informed of all complaints.

3. Decision and Appeal

Within 5 school days after receiving the Complaint Manager's report, the Superintendent shall mail his or her written decision to the Complainant by U.S. mail, first class, as well as the Complaint Manager.

Within 10 school business days after receiving the Superintendent's decision, the Complainant may appeal the decision to the School Board by making a written request to the Complaint Manager. The Complaint Manager shall promptly forward all materials relative to the complaint and appeal to the School Board. Within 30 school business days, the Board shall affirm, reverse, or amend the Superintendent's decision or direct the Superintendent to gather additional information. Within 5 school business days of the Board's decision, the Superintendent shall inform the Complainant of the Board's action.

The grievance procedure shall not be construed to create an independent right to a Board hearing. The failure to strictly follow the timelines in this grievance procedure shall not prejudice any party.

Appointing Complaint Managers

The Superintendent shall appoint a Nondiscrimination Coordinator to manage the District's efforts to provide equal opportunity employment and educational opportunities and prohibit the harassment of employees, students, and others.

The Superintendent shall appoint at least one Complaint Manager to administer the complaint process in this policy. If possible, the Superintendent will appoint 2 Complaint Managers, one of each gender. The District's Nondiscrimination Coordinator may be appointed as one of the Complaint Managers.

The Superintendent shall insert into this policy and keep current the names, addresses, and telephone numbers of the Nondiscrimination Coordinator and the Complaint Managers.

Nondiscrimination Coordinator:

Name	Larry Bussard
Address	1100 E. Laurel, Olney, IL
Telephone No.	618/395-2324

Complaint Managers:

Name	Larry Bussard	Suzanne Hahn
Address	1100 E. Laurel, Olney, IL	1001 N. Holly, Road, Olney, IL
Telephone No.	618/395-2324	618/395-8540

ADOPTED: June 21, 2012

General School Administration

Administrative Responsibility of the Building Principal

The School Board, upon the recommendation of the Superintendent, employs Building Principals as the chief administrators and instructional leaders of their assigned schools. The primary responsibility of a Building Principal is the improvement of instruction. Each Building Principal shall perform all duties as described in The School Code as well as such other duties as specified in his or her employment agreement or as agreed upon by the Building Principal and Superintendent.

The Superintendent or designee shall develop and maintain a principal and *assistant principal* evaluation plan that complies with Section 24A-15 of the School Code. Using that plan, the Superintendent or designee shall evaluate each Building Principal and *Assistant Principal*. The Superintendent or designee may conduct additional evaluations.

The School Board and each Building Principal and *Assistant Principal* shall enter into an employment agreement that conforms to Board policy and State law. The terms of an individual employment contract, when in conflict with the evaluation plan or this policy, will control.

LEGAL REF.: 105 ILCS 5/10-21.4a.
23 Ill. Admin. Code § 1.320.

CROSS REF.: 3:50, 5:250

ADOPTED: June 21, 2012

Operational Services

Accounting and Audits

The School District's accounting and audit services shall comply with the *Requirements for Accounting, budgeting, Financial Reporting, and Auditing, as adopted by the Illinois State Board of Education, and State and federal laws and regulations, and generally accepted accounting principles. Determination of liabilities and assets, prioritization of expenditures of governmental funds, and provisions for accounting disclosures shall be made in accordance with government accounting standards as directed by the auditor designated by the Board.* The Superintendent, in addition to other assigned financial responsibilities, shall report monthly on the District's financial performance, both income and expense, in relation to the financial plan represented in the budget.

Annual Audit

At the close of each fiscal year, the Superintendent shall arrange *an audit of the* District accounts, statements, and other financial matters. *The audit shall be performed* by an independent certified public accountant designated by the Board *and be conducted* in conformance with prescribed standards and legal requirements. A complete and detailed written audit report shall be provided to each Board of Education member and to the Superintendent.

The Superintendent shall annually, on or before October 15, submit an original and one copy of the audit to the Regional Superintendent of Schools.

Annual Financial Report

The Superintendent or designee shall annually prepare and submit the Annual Financial Report on a timely basis using the form adopted by the Illinois State Board of Education. The Superintendent shall review and discuss the Annual Financial Report with the Board before it is submitted.

Inventories

The Superintendent or designee is responsible for establishing and maintaining accurate inventory records. The inventory record of supplies and equipment shall include a description of each item, quantity, location, purchase date, and cost or estimated replacement cost.

Disposition of District Property

The Superintendent or designee shall notify the Board, as necessary, of the following so that the Board may consider its disposition: (1) District personal property (property other than buildings and land) that is no longer needed for school purposes, and (2) school site, building, or other real estate that is unnecessary, unsuitable, or inconvenient. Notwithstanding the above, the Superintendent or designee may unilaterally dispose of personal property of a diminutive value.

Taxable Fringe Benefits

The Superintendent or designee shall: (1) require that all use of District property or equipment by employees is for the District's convenience and best interests unless it is a Board-approved fringe benefit, and (2) ensure compliance with the Internal Revenue Service regulations regarding when to report an employee's personal use of District property or equipment as taxable compensation.

Controls for Revolving Funds and Petty Cash

Revolving funds and the petty cash system are established in Board policy 4:50, Payment Procedures. The Superintendent shall: (1) designate a custodian for each revolving fund and petty cash fund, (2) obtain a bond for each fund custodian, and (3) maintain the funds in compliance with this policy, State law, and Illinois State Board of Education rules. A check for the petty cash fund may be drawn payable to the designated petty cash custodian. Bank accounts for revolving funds are limited to a maximum balance of \$500.00. All expenditures from these bank accounts must be directly related to the purpose for which the account was established and supported with documentation, including signed invoices or receipts. All deposits into these bank accounts must be accompanied with a clear description of their intended purpose. The Superintendent or designee shall include checks written to reimburse revolving funds on the Board's monthly listing of bills indicating the recipient and including an explanation.

Control Requirements for Checks

The Board must approve all bank accounts opened or established in the District's or a District school's name or with the District's Federal Employer Identification Number. All checks issued by the School District must be signed by either the Treasurer or Board President, except that checks from an account containing student activity funds and revolving accounts may be signed by the respective account custodian.

Internal Controls

The Superintendent is primarily responsible for establishing and implementing a system of internal controls for safeguarding the District's financial condition; the Board, however, will oversee these safeguards. The control objectives are to ensure efficient business and financial practices, reliable financial reporting, and compliance with State law and Board policies, and to prevent losses from fraud, employee error, misrepresentation by third parties, or imprudent employee action.

The Superintendent or designee shall annually audit the District's financial and business operations for compliance with established internal controls and provide the results to the Board. The Board may from time-to-time engage a third-party to audit internal controls in addition to the annual audit.

ADOPTED: June 21, 2012

Operational Services

Transportation

The District shall provide free transportation for any student in the District who resides: (1) at a distance of one and one-half miles or more from his or her assigned school, unless the School Board has certified to the Illinois State Board of Education that adequate public transportation is available, or (2) within one and one-half miles from his or her assigned school where walking to school or to a pick-up point or bus stop would constitute a serious hazard due to vehicular traffic or rail crossing, and adequate public transportation is not available. A student's parent(s)/guardian(s) may file a petition with the Board requesting transportation due to the existence of a serious safety hazard. Free transportation services and vehicle adaptation is provided for a special education student if included in the Student's individualized educational program. Non-public school students shall be transported in accordance with State law. Homeless students shall be transported in accordance with **Section 45/1-15** of the ***Education for Homeless Children Act***.

Bus schedules and routes shall be determined by the Director of Transportation or designee and shall be altered only with the Superintendent or designee's approval and direction. In fixing the routes, the pickup and discharge points should be as safe and convenient for students as possible.

No school employee may transport students in school or private vehicles unless authorized by the administration.

Every vehicle regularly used for the transportation of students must pass safety inspections in accordance with State law and Illinois Department of Transportation regulations. The strobe light on a school bus may be illuminated ***only when the bus is actually being used as a school bus and (1) is stopping or stopped for loading or discharging students on a highway outside an urban area, or (2) is bearing one or more students.*** The Superintendent shall implement procedures in accordance with State law for accepting comment calls about school bus driving.

All contracts for charter bus services must contain the clause prescribed by State law regarding criminal background checks for bus drivers.

Pre-Trip and Post-Trip Vehicle Inspection

The Superintendent or designee shall develop and implement a pre-trip and post-trip inspection procedure to ensure that the school bus driver (1) tests the two-way radio and ensures that it is functioning properly before the bus is operated, and (2) walks to the rear of the bus before leaving the bus at the end of each route, work shift, or work day, to check the bus for children or other passengers in the bus.

ADOPTED: June 21, 2012

General Personnel

Equal Employment Opportunity and Minority Recruitment

The School District shall provide equal employment opportunities to all persons regardless of their race; color; creed; religion; national origin; sex; sexual orientation; age; ancestry; marital status; arrest record; military status; *order of protection status*; unfavorable military discharge; citizenship status provided the individual is authorized to work in the United States; use of lawful products while not at work; being a victim of domestic or sexual violence; *genetic information*; physical or mental handicap or disability if otherwise able to perform the essential functions of the job with reasonable accommodation *pregnancy, childbirth, or related medical conditions; credit history, unless a satisfactory credit history is established bona fide occupational requirement of a particular position; or other legally protected categories.*

Persons who believe they have not received equal employment opportunities should report their claims to the Nondiscrimination Coordinator and/or a Complaint Manager for the Uniform Grievance Policy. These individuals are listed below. No employee or applicant will be discriminated or retaliated against because he or she initiated a complaint, was a witness, supplied information, or otherwise participated in an investigation or proceeding involving an alleged violation of this policy or State or federal laws, rules or regulations, provided the employee or applicant did not make a knowingly false accusation nor provide knowingly false information.

Administrative Implementation

The Superintendent shall appoint a Nondiscrimination Coordinator for personnel who shall be responsible for coordinating the District's Nondiscrimination efforts. The Nondiscrimination Coordinator may be the Superintendent or a Complaint Manager for the Uniform Grievance Procedure. The Superintendent shall insert into this policy the names, addresses, and telephone numbers of the District's current Nondiscrimination Coordinator and Complaint Managers.

Nondiscrimination

Coordinator:

Name	<u>Marilyn J. Holt</u>
Address	<u>1100 E. Laurel, Olney, IL.</u>
Telephone No.	<u>618-395-2324</u>

Complaint Managers:

Name	<u>Suzanne Hahn</u>	<u>Larry Bussard</u>
Address	<u>1001 N. Holly, Olney, IL</u>	<u>1100 E. Laurel, Olney, IL</u>
Telephone No.	<u>618/395-8540</u>	<u>618/395-2324</u>

The Superintendent shall also use reasonable measures to inform staff members and applicants that the District is an equal opportunity employer, such as, by posting required notices and including this policy in the appropriate handbooks.

Minority Recruitment

The District will attempt to recruit and hire minority employees. The implementation of this policy may include advertising openings in minority publications, participating in minority job fairs, and recruiting at colleges and universities with significant minority enrollments. This policy, however, does not require or permit the District to give preferential treatment or special rights based on a protected status without evidence of past discrimination.

CROSS REF.: 2:260 (uniform grievance procedure), 5:20, 8:70

ADOPTED: June 21, 2012, 2012

General Personnel

Hiring Process and Criteria

The District hires the most qualified personnel consistent with budget and staffing requirements and in compliance with School Board policy on equal employment *opportunity* and minority recruitment. The Superintendent is responsible for recruiting personnel and making hiring recommendations to the School Board. If the Superintendent's recommendation is rejected, the Superintendent must submit another. No individual will be employed who has been convicted of a criminal offense listed in Section **5.21B-80** of The School Code.

The Superintendent may hire personnel on a short-term basis for a specific project or emergency condition before securing the Board's approval.

All applicants must complete a District *on-line* application in order to be considered for employment.

Job Descriptions

The Superintendent shall develop and maintain a current, comprehensive job description for each position or job category; however, a provision in a collective bargaining agreement or individual contract will control in the event of a conflict.

Investigations

The Superintendent or designee shall ensure that a fingerprint-based criminal history records check and a check of the Statewide Sex Offender Database and Violent Offender Against Youth Database is performed on each applicant as required by State law. The Superintendent or designee shall notify an applicant if the applicant is identified in either database. *The School Code requires the* Board President to keep a conviction record confidential and share it only with the Superintendent, Regional Superintendent, State Superintendent, State *Educator Preparation and Licensure* Board, any other person necessary to the hiring decision, or for purposes of clarifying the information, the Department of State Police and/or Statewide Sex Offender Database.

The Superintendent or designee shall ensure that an applicant's credit history or report from a consumer reporting agency is used only when a satisfactory credit history is an established bona fide occupational requirement of a particular position.

Each newly hired employee must complete an Immigration and Naturalization Service Form as required by federal law.

The District retains the right to discharge any employee whose criminal background investigation reveals a conviction for committing or attempting to commit any of the offenses outlined in Section **5/21B-80** of the School Code or who falsifies, or omits facts from his or her employment application or other employment documents.

Physical Examinations

New employees must furnish evidence of physical fitness to perform assigned duties and freedom from communicable disease, including tuberculosis. All physical fitness examinations and tests for tuberculosis must be performed by a physician licensed in Illinois, or any other state, to practice medicine and surgery in any of its branches, or an advanced practice nurse who has a written collaborative agreement with a collaborating physician that authorizes the advanced practice nurse to perform health examinations, or a physician assistant who has been delegated the authority by his or her supervising physician to perform health examinations. The employee must have the physical examination and tuberculin test performed no more than 90 days before submitting evidence of it to the Board.

Any employee may be required to have an additional examination by a physician who is licensed in Illinois to practice medicine and surgery in all its branches, or an advanced practice nurse who has a written collaborative agreement with a collaborating physician that authorizes the advanced practice nurse to perform health examinations, or a physician assistant who has been delegated the authority by his or her supervising physician to perform health examinations, if the examination is job-related and consistent with business necessity. The Board will pay the expenses of any such examination.

Orientation Program

The District's staff will provide an orientation program for new employees to acquaint them with the District's policies and procedures, their school's rules and regulations, and the responsibilities of their position.

CROSS REF.: 3:50, 5:10, 5:40

ADOPTED: June 21, 2012

Professional Personnel

Teacher Qualifications

A teacher, as the term is used in this policy, refers to a District employee who is required to be certified under State law. The following qualifications apply:

1. Each teacher must:
 - a. Have a valid Illinois certificate that legally qualifies the teacher for the duties for which the teacher is employed.
 - b. Provide the District Office with a complete transcript of credits earned in institutions of higher education.
 - c. *On or before September 1 of each year, unless otherwise provided in an applicable collective bargaining agreement, provide the District Office with a transcript of any credits earned since the date the last transcript was filed.*
 - d. *Notify the Superintendent of any change in the teacher's transcript.*
2. All teachers with primary responsibility for instructing students in core academic subject areas (science, the arts, reading or language arts, English, history, civics and government, economics, geography, foreign language, and mathematics) must be highly qualified for those assignments as determined by State and federal law.

The Superintendent or designee shall:

1. Monitor compliance with State and federal law requirements that teachers be appropriately certified and highly qualified for their assignments:
2. Through incentives for voluntary transfers, professional development, recruiting programs, or other effective strategies, ensure that minority students and students from low-income families are not taught at higher rates than other students by unqualified, out-of-field, or inexperienced teachers; and
3. Ensure parents/guardians of students in schools receiving Title I funds are notified:
 - (a) of their right to request their students' classroom teachers' professional qualifications, and
 - (b) whenever their child is assigned to, or has been taught for 4 or more consecutive weeks by, a teacher who is not highly qualified.

ADOPTED: June 21, 2012

Professional Personnel

Terms and Conditions of Employment and Dismissal

The School Board delegates authority and responsibility to the Superintendent to manage the terms and conditions for the employment of professional personnel. The Superintendent shall act reasonably and comply with State and federal law as well as any applicable collective bargaining agreement in effect. The Superintendent is responsible for making dismissal recommendations to the Board consistent with the Board's goal of having a highly qualified, high performing staff.

School Year and Day

Teachers shall work according to the school calendar adopted by the Board, which shall have a minimum of 176 student attendance days and a minimum of 180 teacher work days, including teacher institute days. ***Teachers are not required to work on legal school holidays unless the District has followed applicable State law that allows it to hold school or schedule teachers' institutes, parent-teacher conferences, or staff development on the third Monday in January (the Birthday of Dr. Martin Luther King, Jr.); February 12 (the Birthday of President Abraham Lincoln); the first Monday in March (known as Casimir Pulaski's birthday); the second Monday in October (Columbus Day); and November 11 (Veterans' Day).***

Teachers are required to work the school day adopted by the Board. Teachers employed for at least 4 hours per day shall receive a duty-free lunch equivalent to the student lunch period, or 30 minutes, whichever is longer.

The District accommodates employees who are nursing mothers according to provisions in State and federal law.

Salary

Teachers shall be paid according to the salary schedule adopted by the Board, but in no case less than the minimum salary provided by the School Code. Teachers shall be paid at least monthly on a 10- or 12-month basis.

Assignments and Transfers

The Superintendent is authorized to make teaching, study hall, extra class duty, and extracurricular assignments. In order of priority, assignments shall be made based on the District's needs and best interests, employee qualifications, and employee desires.

Dismissal

The District will follow State law when dismissing a teacher.

Evaluation

The District's teacher evaluation system will be conducted under the plan developed pursuant to State law.

On an annual basis, the Superintendent will provide the Board with a written report which outlines the results of the District's teacher evaluation system.

ADOPTED: June 21, 2012

Instruction

Curriculum Content

The curriculum shall contain instruction on subjects required by State statute or regulation as follows:

1. Kindergarten through Grade 8 subjects include: (a) language arts, (b) reading, (c) other communication skills, (d) science, (e) mathematics, (f) social studies, (g) art, (h) music, and (i) drug and substance abuse prevention. ***A reading opportunity of 60 minutes per day will be promoted for all students in kindergarten through grade 3 whose reading levels are one grade level or more lower than their current grade level.***
2. Grades 9 through 12: (a) language arts, (b) writing intensive course, (c) science, (d) mathematics, (e) Social Studies including U.S. history, (f) foreign language, (g) music, (h) art, (i) driver and safety education, and (j) vocational education.
Students otherwise eligible to take a driver education course must receive a passing grade in at least 8 courses during the previous 2 semesters before enrolling in the course. This requirement may be waived by the Superintendent if he or she believes a waiver to be in the student's best interest. The course shall include classroom instruction on distracted driving as a major traffic safety issue. Automobile safety instruction covering traffic regulations and highway safety must include instruction on the consequences of alcohol consumption and the operation of a motor vehicle. The eligibility requirements contained in State law for the receipt of a certificate of completion from the Secretary of State shall be provided to students in writing at the time of their registration.
3. In grades 7 through 12, as well as in interscholastic athletic programs, steroid abuse prevention must be taught.
4. In ***kindergarten*** through ***grade*** 12, provided it can be funded by private grants or the federal government, violence prevention and conflict resolution must be stressed, including: (a) causes of conflict, (b) consequences of violent behavior, (c) non-violent resolution, and (d) relationships between drugs, alcohol, and violence.
5. ***In grades kindergarten through 12, age-appropriate Internet safety must be taught, the scope of which shall be determined by the Superintendent or designee. The curriculum must incorporate policy 6.235 Access to Electronic Networks and, at a minimum, include: (a) education about appropriate online behavior, (b) interacting with other individuals on social networking websites and in chat rooms, and (c) cyberbullying awareness and response.***
6. In all grades, character education must be taught including (a) respect, (b) responsibility, (c) fairness, (d) caring, (e) trustworthiness, and (f) citizenship, in order to raise students' honesty, kindness, justice, discipline, respect for others and moral courage.
7. In all schools, citizenship values must be taught including (a) patriotism, (b) democratic principles of freedom, justice, and equality; (c) proper use and display of the American flag; (d) the Pledge of Allegiance, (e) the voting process.

8. In all grades, physical education must be taught including a developmentally planned and sequential curriculum that fosters the development of movement skills, enhances health-related fitness, increases students' knowledge, offers direct opportunities to learn how to work cooperatively in a group setting, and encourages healthy habits and attitudes for a healthy lifestyle. Unless otherwise exempted, all students are required to engage daily during the school day in a physical education course. For exemptions and substitutions, see policies 6:310, Credit for Alternative Courses and Programs, and Course Substitution, and 7:260, Exemption from Physical Activity.
9. In all schools, health education must be stressed, including: (a) proper nutrition, (b) physical fitness, (c) components necessary to develop a sound mind in a healthy body, and (d) dangers and avoidance of abduction. The Superintendent shall implement a comprehensive health education program in accordance with State law.
10. In all schools, career/vocational education must be taught including: (a) the importance of work, (b) the development of basic skills to enter the world of work and/or continue formal education, (c) good work habits and values, (d) the relationship between learning and work, and (e) if possible, a student work program that provides the student with work experience as an extension of the regular classroom. A career awareness and exploration program must be available in all grade levels.
11. In grades 9-12, consumer education must be taught including financial literacy; installment purchasing; budgeting, savings, and investing; banking; simple contracts; income taxes; personal insurance policies; the comparison of prices; **homeownership**; and the roles of consumers interacting with agriculture, business, labor unions and government in formulating and achieving the goals of the mixed free enterprise system.
12. In all schools, conversation of natural resources stressing (a) home ecology, (b) endangered species, (c) threats to the environment, (d) the importance of the environment to life as we know it.
13. In all schools, United States history stressing (a) principles of representative government, (b) the constitutions of the U.S. and Illinois, (c) the role of the U.S. in world affairs, (d) the role of labor unions, (e) the role and contributions of ethnic groups, including but not limited to, the African Americans, Albanians, Asian Americans, Bohemians, Czechs, French, Germans, Hispanics, ***(including the events related to the forceful removal and illegal deportation of Mexican-American U.S. citizens during the Great Depression)***, Hungarians, Irish, Italians, Lithuanians, Polish, Russians, Scots, and Slovaks in the history of this country and State.
14. In addition, all schools shall hold an educational program on the United States Constitution on Constitution Day, each September 17, commemorating the 1787 signing of the Constitution. However, when September 17 falls on a Saturday, Sunday, or holiday, Constitution Day shall be held during the preceding or following week.

15. In grade 7 and all high school courses concerning U.S. history or a combination of U.S. history and American government, students must view a Congressional Medal of Honor film made by the Congressional Medal of Honor Foundation, provided there is no cost for the film.
16. In all schools, the curriculum includes a unit of instruction on the Holocaust and crimes of genocide, including Nazi atrocities of 1933- 1945. Armenian Genocide, the Famine-Genocide in Ukraine, and more recent atrocities in Cambodia, Bosnia, Rwanda, and Sudan.
17. In all schools, the curriculum includes a unit of instruction on the history, struggles, and contributions of women.
18. In all schools, the curriculum includes a unit of instruction on Black History, including the history of the African slave trade, slavery in America, and the vestiges of slavery in this country, as well as the struggles and contributions of African-Americans.
19. In all schools offering secondary agricultural education program, the curriculum includes courses as required by 105ILCS 5/2-3.80.
20. In all schools, instruction during courses as determined by the Superintendent or designee on disability history, awareness, and the disability rights movement.

ADOPTED: June 21, 2012

Instruction

Home and Hospital Instruction

A student who is absent from school, or whose physician anticipates that the student will be absent from school, because of a medical condition may be eligible for instruction in the student's home or hospital. Eligibility shall be determined by State law and the Illinois State Board of Education rule governing the continuum of placement options for home/hospital services. Appropriate educational services from qualified staff will begin no later than 5 school days after receiving a physician's written statement. Instructional or related services for a student receiving special education services will be determined by the student's individualized education program.

A student who is unable to attend school because of pregnancy will be provided home instruction, correspondence courses, or other courses of instruction (1) before the birth of the child when the student's physician indicates, in writing, that she is medically unable to attend regular classroom instruction, and (2) for up to 3 months after the child's birth or miscarriage.

Periodic conferences will be held between appropriate school personnel, parent(s)/guardian(s), and hospital staff to coordinate work and facilitate a student's return to school.

ADOPTED: April 19, 2012

Instruction

Grading and Promotion

The Superintendent shall establish a system of grading and reporting academic achievement to students and their parents/guardians. The system shall also determine when promotion and graduation requirements are met. The decision to promote a student to the next grade level shall be based on successful completion of the curriculum, attendance, performance based on the Illinois Standards Achievement Tests, or other testing. A student shall not be promoted based upon age or any other social reason not related to academic performance. The administration shall determine remedial assistance for a student who is not promoted.

Every teacher shall maintain an evaluation record for each student in the teacher's classroom. A District administrator cannot change the final grade assigned by the teacher without notifying the teacher. Reasons for changing a student's final grade include:

- A miscalculation of test scores
- A technical error in assigning a particular grade or score
- The teacher agrees to allow the student to do extra work that may impact the grade.
- An inappropriate grading system used to determine the grade, or
- An inappropriate grade based on an appropriate grading system.

Should a grade change be made, the administrator making the change must sign the changed record.

ADOPTED: June 21, 2012

Students

Harassment of Students Prohibited

Bullying, Intimidation, and Harassment Prohibited

No person, including a District employee or agent, or student, shall harass or intimidate or bully a student on the basis of actual or perceived: race; color, nationality; sex, sexual orientation; gender identity; gender-related identity or expression; ancestry; age; religion; physical or mental disability; order of protection status; status of being homeless; actual or potential marital or parental status, including pregnancy; association with a person or group with one or more of the aforementioned actual or perceived characteristics; or any other distinguishing characteristic. The District will not tolerate harassing or intimidating conduct, or bullying whether verbal, physical, or visual, that affects the tangible benefits of education, the unreasonably interferes with a student's educational performance, or that creates an intimidating, hostile, or offensive educational environment. Examples of prohibited conduct include name-calling, using derogatory slurs, stalking, causing psychological harm, threatening or causing physical harm, threatened or actual destruction of property, or wearing or possessing items depicting or implying hatred or prejudice of one of the characteristics stated above.

Sexual Harassment Prohibited

Sexual harassment of students is prohibited. Any person, including a district employee or agent, or student, engages in sexual harassment whenever he or she makes sexual advances, requests sexual favors, and engages in other verbal or physical conduct of a sexual or sex-based nature, imposed on the basis of sex, that:

1. Denies or limits the provision of educational aid, benefits, services, or treatment; or that makes such conduct a condition of a student's academic status; or
2. Has the purpose or effect of:
 - a. Substantially interfering with a student's educational environment;
 - b. Creating an intimidating, hostile, or offensive educational environment;
 - c. Depriving a student of educational aid, benefits, services, or treatment; or
 - d. Making submission to or rejection of such conduct the basis for academic decisions affecting a student.

The terms “intimidating,” “hostile,” and “offensive” include conduct which has the effect of humiliation, embarrassment, or discomfort. Examples of sexual harassment include touching, crude jokes or pictures, discussions of sexual experiences, teasing related to sexual characteristics, and spreading rumors related to a person’s alleged sexual activities.

Making a Complaint; Enforcement

Students are encouraged to report claims or incidences of bullying, harassment, sexual harassment, or any other prohibited conduct to the Nondiscrimination Coordinator, Building Principal, Assistant Building Principal, Dean of Students, or a Complaint Manager. A student may choose to report to a person of the student’s same sex. Complaints will be kept confidential to the extent possible given the need to investigate. Students who make good faith complaints will not be disciplined.

An allegation that a student was a victim of any prohibited conduct perpetrated by another student shall be referred to the Building Principal or Assistant Building Principal, or Dean of Students for appropriate action.

Nondiscrimination Coordinator:

Name Marilyn Holt
Address 1100 East Laurel , Olney, IL 62450
Telephone No. 618 395-2324

Complaint Managers:

Name	<u>Suzanne Hahn</u>	<u>Larry Bussard</u>
Address	<u>1001 N. Holly Road</u>	<u>1100 East Laurel, Olney, IL 62450</u>
Telephone	<u>(618) 395 8540</u>	<u>(618) 395-2324</u>

The Superintendent shall use reasonable measures to inform staff members and students of this policy, such as, by including it in the appropriate handbooks.

Any District employee who is determined, after an investigation, to have engaged in conduct prohibited by this policy will be subject to disciplinary action up to and including discharge. Any student of the District who is determined, after an investigation, to have engaged in conduct prohibited by this policy will be subject to disciplinary action, including but not limited to, suspension and expulsion consistent with the discipline policy. Any person making a knowingly false accusation regarding prohibited conduct will likewise be subject to disciplinary action up to and including discharge, with regard to employees, or suspension and expulsion, with regard to students.

ADOPTED: June 21, 2012

Students

Health, Eye, and Dental Examinations, Immunizations, Birth Certificates and Exclusion of Students

Required Health Examinations and Immunizations

A student's Parent(s)/guardian(s) shall present proof of a health examination by a licensed physician and of having received the immunizations against, and screenings for, preventable communicable diseases, as required by the Department of Public Health within one year prior to:

1. Entering kindergarten or the first grade;
2. Entering the *sixth* and ninth grades; and
3. Enrolling in an Illinois school, regardless of the student's grade (*including nursery school, special education, headstart programs operated by elementary or secondary schools, and students transferring into Illinois from out-of-state or out-of-country*).

As required by State law:

1. The required health examinations must be performed by a physician licensed to practice medicine in all of its branches, an advanced practice nurse who has a written collaborative agreement with a collaborating physician authorizing the advanced practice nurse to perform health examinations, or a physician assistant who has been delegated the performance of health examinations by a supervising physician.
2. A diabetes screening must be included as a required part of each health examination; diabetes testing is not required.
3. Before admission and in conjunction with required physical examinations, parents/guardians of children between the ages of 6 months and 6 years must provide a statement from a physician that their child was "risk-assessed" or screened for lead poisoning.
4. The Department of Public Health will provide all female students entering sixth grade and their parents/guardians information about the link between human papilloma virus (HPV) and cervical cancer and the availability of the HPV vaccine.

Unless an exemption or extension applies, the failure to comply with the above requirements by the October 15 of the current school year will result in the student's exclusion from school until the required health forms are presented to the District. New students who register after October 15 of the current school year shall have 30 days following registration to comply with the health examination and immunization regulations. If a medical reason prevents a student from receiving a required immunization by October 15, the student must present, by October 15, an immunization schedule and a statement of the medical reasons causing the delay. The schedule and statement of medical reasons must be signed by the physician, advanced practice nurse, physician assistant, or local health department responsible for administering the immunizations.

Until June 30, 2015, a student transferring from out-of-state who does not have the required proof of immunizations by October 15 may attend classes only if he or she has proof that an appointment for the required vaccinations is scheduled with a party authorized to submit proof of the required vaccinations. If the required proof of vaccination is not submitted within 30 days after the student is permitted attend classes, the student may no longer attend classes until proof of the vaccinations is properly submitted.

Eye Examination

Parent(s)/guardian(s) are encouraged to have their child undergo a vision examination whenever health examinations are required.

Parents/guardians of students entering kindergarten or an Illinois school for the first time shall present proof before October 15 of the current school year that the student received an eye examination within one year prior to entry of kindergarten or the school. A physician licensed to practice medicine in all of its branches or a licensed optometrist must perform the required eye examination.

If a student fails to present proof by October 15, the school may hold the student's report card until the student presents proof: (1) of a completed eye examination, or (2) that an eye examination will take place within 60 days after October 15. The Superintendent or designee shall ensure that parents/guardians are notified of this eye examination requirement in compliance with the rules of the Department of Public Health. Schools shall not exclude a student from attending school due to failure to obtain an eye examination.

Dental Examination

All children in kindergarten and the second and sixth grades must present proof of having been examined by a licensed dentist before May 15 of the current school year in accordance with rules adopted by the Illinois Department of Public Health.

If a child in the second or sixth grade fails to present proof by May 15, the school may hold the child's report card until the child presents proof: (1) of a completed dental examination, or (2) that a dental examination will take place within 60 days after May 15. The Superintendent or designee shall ensure that parents/guardians are notified of this dental examination requirement at least 60 days before May 15 of each school year.

Exemptions

In accordance with rules adopted by the Illinois Department of Public Health, a student will be exempted from this policy's requirements for:

1. Religious or medical grounds if the student's parents/guardians present to the Superintendent a signed statement explaining the objection;
2. Health examination or immunization requirements on medical grounds if a physician provides written verification;
3. Eye examination requirement if the student's parents/guardians show an undue burden or lack of access to a physician licensed to practice medicine in all of its branches who provides eye examinations or a licensed optometrist; or
4. Dental examination requirement if the student's parents/guardians show an undue burden or lack of access to a dentist.

Homeless Child

Any homeless child shall be immediately admitted, even if the child or child's parent/guardian is unable to produce immunization and health records normally required for enrollment. Board policy 6:140, Education of Homeless Children, governs the enrollment of homeless children.

Birth Certificate Requirement

Upon enrollment of a student for the first time, the parent(s)/guardian(s) of students shall present a copy of a certified birth certificate for that student or other reliable proof of the students identity and age and an affidavit explaining the inability to produce a copy of the birth certificate. Other reliable proof of the child's identity and age shall include a passport, visa or other governmental documentation of the student's identity.

Upon the failure of the parent(s)/guardian(s) to comply with the birth certificate requirement, the school principal will within 10 school days notify the Illinois State Police. The parent(s)/ guardians(s) will have ten (10) additional school days to comply with the birth certificate regulation at which time the student will be excluded from school and the Illinois State Police and the Illinois Department of missing children will be notified by the school principal.

ADOPTED: June 21, 2012

Students

Student Discipline

Prohibited Student Conduct

The school administration is authorized to discipline students for gross disobedience or misconduct, including, but not limited to, the following:

1. Using, possessing, distributing, purchasing, or selling tobacco materials.
2. Using, possessing, distributing, purchasing, or selling alcoholic beverages. Students who are under the influence are not permitted to attend school or school functions and are treated as though they had alcohol in their possession.
3. Using, possessing, distributing, purchasing, or selling:
 - a. Any illegal drugs or controlled substances, or cannabis (including marijuana and hashish)
 - b. Any anabolic steroid unless being administered in accordance with a physician's or licensed practitioner's prescription.
 - c. Any performance-enhancing substance on the Illinois High School Association's most current banned substance list unless administered in accordance with a physician's or licensed practitioner's prescription.
 - d. Any prescription drug when not prescribed for the student by a physician or licensed practitioner, or when used in a manner inconsistent with the prescription or prescribing physician's or licensed practitioner's instructions.
 - e. Any inhalant, regardless of whether it contains an illegal drug or controlled substance; (a) that a student believes is, or represents to be capable of, causing intoxication, hallucination, excitement, or dulling of the brain or nervous system; or (b) about which the student engaged in behavior that would lead a reasonable person to believe that the student intended the inhalant to cause intoxication, hallucination, excitement, or dulling of the brain or nervous system. The prohibition in the section does not apply to a student's use of asthma or other legally prescribed inhalant medications.
 - f. "Look-alike" or counterfeit drugs, including a substance not containing an illegal drug or controlled substance, but one (a) that a student believes to be, or represents to be, an illegal drug or controlled substance; or (b) about which a student engaged in behavior that would lead a reasonable person to believe that the student expressly or impliedly represented to be an illegal drug or controlled substance.
 - g. Drug paraphernalia, including devices that are or can be used to: (a) ingest, inhale, or inject cannabis or controlled substances into the body; and (b) grow, process, store, or conceal cannabis or controlled substances.

Students who are under the influence of any prohibited substance are not permitted to attend school or school functions and are treated as though they had the prohibited substance, as applicable, in their possession.

4. Using, possessing, controlling, or transferring a “weapon” as that term is defined in the Weapons section of this policy, or violating the Weapons section of this policy.
5. Using or possessing an electronic paging device. Using a cellular telephone, video recording device, personal digital assistant (PDA), or other electronic device in any manner that disrupts the educational environment, or violates the rights of others, including using the device to take photographs in locker rooms or bathrooms, cheat, or otherwise violate student conduct rules. Prohibited conduct specifically includes, without limitation, creating, sending, sharing, viewing, receiving, or possessing an indecent visual depiction of oneself or another person through the use of a computer, electronic communication device, or cellular phone. Unless otherwise banned under this policy or by the Building Principal, all electronic devices must be kept powered-off and out of sight during the regular school day unless: (a) the supervising teacher grants permission, (b) use of the device is provided in student’s individualized education program (IEP), or (c) it is needed in an emergency that threatens the safety of students, staff, or other individuals.
6. Using or possessing a laser pointer unless under a staff member’s supervision and in the context in instruction.
7. Disobeying rules of student conduct or directives from staff members or school officials. Examples of disobeying staff directives include refusing a District staff member’s request to stop, present school identification, or submit to a search.
8. Engaging in academic dishonesty, including cheating, intentionally plagiarizing, wrongfully giving or receiving help during an academic examination, and wrongfully obtaining test copies or scores.
9. Engaging in hazing or any kind of bullying or aggressive behavior that does physical or psychological harm to a staff person or another student or urging other students to engage in such conduct. Prohibited conduct specifically includes without limitation, any use of violence, intimidation, force, noise, coercion, threats, stalking, harassment, sexual harassment, public humiliation, theft or destruction of property, retaliation, hazing, bullying, bullying using a school computer network, or other comparable conduct.
10. Causing or attempting to cause damage to, or stealing or attempting to steal, school property or another person's personal property.
11. Being absent without a recognized excuse: State law and Board policy on truancy control will be used with chronic and habitual truant.
12. Being involved with any public school fraternity, sorority, or secret society, by
 - a. Being a member
 - b. Promising to join,
 - c. Pledging to become a member, or

- d. Soliciting any other person to join, promise to join, or be pledged to become a member
- 13. Being involved in gangs or gang-related activities, including the display of gang symbols or paraphernalia.
- 14. Violating any criminal law, including but not limited to, assault, battery, arson, theft, gambling, eavesdropping, and hazing.
- 15. *Making an explicit threat on an Internet website against a school employee, a student, or any school-related personnel if the Internet website through which the threat was made is a site that was accessible within the school at the time the threat was made or was available to third parties who worked or studied within the school grounds at the time the threat was made, and the threat could be reasonably interpreted as threatening to the safety and security of the threatened individual because of his or her duties or employment status or status as a student inside the school***
- 16. Engaging in any activity, on or off campus, that interferes with, disrupts, or adversely affects the school environment, school operations, or an educational function, including but not limited to, conduct that may reasonably be considered to: (a) be a threat or an attempted intimidation of a staff member; or (b) endanger the health or safety of students, staff, or school property.

For purposes of this policy, the term “possession” includes having control, custody, or care, currently or in the past, of an object or substance, including situation in which the item is (a) on the student’s person; (b) contained in another item belonging to, or under the control of, the student, such as in the student’s clothing, backpack, or automobile; (c) in a school’s student locker, desk, or other school property; or (d) at any location on school property or at a school-sponsored event.

Efforts, including the use of early intervention and progressive discipline, shall be made to deter students, while at school or a school-related event, from engaging in aggressive behavior that may reasonably produce physical or psychological harm to someone else. The Superintendent or designee shall ensure that the parent/guardian of a student who engages in aggressive behavior is notified of the incident. The failure to provide such notification does not limit the Board’s authority to impose discipline, including suspension or expulsion, for such behavior.

No disciplinary action shall be taken against any student that is based totally or in part on the refusal of the student’s parent/guardian to administer or consent to the administration of psychotropic or psychostimulant medication to the student.

These grounds for disciplinary action, including those described more thoroughly later in this policy, apply whenever the student’s conduct is reasonably related to school or school activities, including, but not limited to:

1. On, or within sight of, school grounds before, during, or after school hours or at any time;
2. Off school grounds at a school-sponsored activity, or event, or any activity or event which bears a reasonable relationship to school;
3. Traveling to or from school or a school activity, function or event; or

4. Anywhere, if the conduct interferes with, disrupts, or adversely affects the school environment, school operations, or an educational function, including, but not limited to, conduct that may reasonably be considered to: (a) be a threat or an attempted intimidation of a staff member; or (b) endanger the health or safety of students, staff, or school property.

Disciplinary Measures

Disciplinary measures include:

1. Disciplinary conference.
2. Withholding of privileges.
3. Seizure of contraband.
4. Suspension from school and all school activities for up to 10 days, provided that appropriate procedures are followed. A suspended student is prohibited from being on school grounds.
5. Suspension of bus riding privileges, provided that appropriate procedures are followed.
6. Expulsion from school and all school-sponsored activities and events for a definite time period not to exceed 2 calendar years, provided that the appropriate procedures are followed. An expelled student is prohibited from being on school grounds.
7. Notification of juvenile authorities whenever the conduct involves illegal drugs (controlled substances), look-alikes, alcohol, or weapons.
8. Notification of parent(s)/guardian(s).
9. Temporary removal from classroom.
10. In-school suspension for a period not to exceed 5 school days. The Building Principal or a designee shall ensure that the student is properly supervised.
11. After-school study or Saturday school, provided the student's parent(s)/guardian(s) have been notified. If transportation arrangements cannot be agreed upon, an alternative disciplinary measure must be used. The student must be supervised by the detaining teacher, the Building Principal or a designee.
12. Community service with local public and nonprofit agencies that enhances community efforts to meet human, educational, environmental, or public safety needs. The District will not provide transportation. School administration shall use this option only as an alternative to another disciplinary measure giving the student and/or parent/guardian the choice..

A student who is subject to a suspension *in excess of 20 school days* or *an* expulsion may be *immediately transferred* to an alternative program *in the manner provided in Article 13A or 13B of the School Code.*

Corporal punishment is prohibited. Corporal punishment is defined as slapping, paddling, or prolonged maintenance of students in physically painful positions, or intentional infliction of bodily harm. Corporal punishment does not include reasonable force as needed to maintain safety for other students, school personnel, or persons, or for the purpose of self-defense or the defense of property.

Weapons

A student who is determined to have brought one of the following objects to school, any school-sponsored activity or event, or any activity or event that bears a reasonable relationship to school shall be expelled for a period of at least one calendar year, but not more than 2 calendar year.

1. A firearm, meaning any gun, rifle, shotgun, or weapon as defined by Section 921 of Title 18, of the United States Code (18 U.S.C.§921), firearm as defined in Section 1.1 of the Firearm Owners Identification Card Act (430 ILCS 65/), or firearm as defined in Section 24-1 of the Criminal Code of 1961 (720 ILCS 5/24-1).
2. A knife, brass knuckles, or other knuckle weapon regardless of its composition, a billy club, or any other object if used or attempted to be used to cause bodily harm, including “look-alikes” of any firearm as defined above.

The expulsion requirement under either paragraph 1 or 2 above may be modified by the Superintendent, and the Superintendent’s determination may be modified by the Board on a case-by-case basis. The Superintendent or designee may grant an exception to this policy, upon the prior request of an adult supervisory, for students in theatre, cooking, ROTC, martial arts, and similar programs, whether or not school-sponsored, provided the item is not equipped, nor intended, to do bodily harm.

Required Notices

A school staff member shall immediately notify the Building Principal in the event that he or she (1) observes any person in possession of a firearm on or around school grounds, however, such action may be delayed if immediate notice would endanger students under his or her supervision, (2) observes or has reason to suspect that any person on school grounds is or was involved in a drug related incident, or (3) observes a battery committed against any staff member. Upon receiving such a report, the Building Principal or designee shall immediately notify the local law enforcement agency, State Police, and the student’s parent(s)/guardian(s).”School grounds” includes modes of transportation to school activities and any public way within 1000 feet of the school, as well as school property itself.

Delegation of Authority

Each teacher, and any other school personnel when students are under his or her charge, is authorized to impose any disciplinary measure, other than suspension, or expulsion, corporal punishment or in-school suspension, which is appropriate and in accordance with the policies and rules on student discipline. Teachers, other certified employees, and other persons providing a related service for or with respect to a student, may use reasonable force as needed to maintain safety for other students, school personnel or persons, or for the purpose of self-defense or defense of property. Teachers may temporarily remove students from a classroom for disruptive behavior.

The Superintendent, Building Principal, Assistant Building Principal or Dean of Students is authorized to impose the same disciplinary measures as teachers and may suspend students guilty of gross disobedience or misconduct from school (including all school functions) and from riding the school bus, up to 10 consecutive school days, provided the appropriate procedures are followed. The Board may suspend a student from riding the bus in excess of 10 days for safety reasons.

Student Handbook

The Superintendent, with input from the joint advisory committee, shall prepare disciplinary rules implementing the District's disciplinary policies. These disciplinary rules shall be presented annually to the Board for its review and approval.

A student handbook, including the District disciplinary policies and rules, shall be distributed to the students' parent(s)/guardian(s) within 15 days of the beginning of the school year or a student's enrollment.

ADOPTED: June 21, 2012

Students

Administering Medicines to Students

Students should not take medication during school hours or during school-related activities unless it is necessary for a student's health and well-being. When a student's licensed health care provider and parent/guardian believe that it is necessary for the student to take a medication during school hours or school-related activities, the parent/guardian must request that the school dispense the medication to the child and otherwise follow the District's procedures on dispensing medication.

No School district employee shall administer to any student, or supervise a student's self-administration of, any prescription or non-prescription medication until a completed and signed "School Medication Authorization Form" is submitted by the student's parent/guardian. No student shall possess or consume any prescription or non-prescription medication on school grounds or at a school-related function other than as provided for in this policy and its implementing procedures.

Nothing in this policy shall prohibit any school employee from providing emergency assistance to students, including administering medication.

The Building Principal shall include this policy in the Student Handbook and shall provide a copy to the parents/guardians of students.

Self-Administration of Medication

A student may possess an epinephrine auto-injector (EpiPen®) and/or medication prescribed for asthma for immediate use at the student's discretion, provided the student's parent/guardian has completed and signed a "School Medication Authorization form." The School District shall incur no liability, except for willful and wanton conduct, as a result of any injury arising from a student's self-administration of medication or epinephrine auto-injector or the storage of any medication by school personnel. A student's parent/guardian must indemnify and hold harmless the School District and its employees and agents, against any claims, except a claim based on willful and wanton conduct, arising out of a student's self-administration of an epinephrine auto-injector and/or medication, or the storage of any medication by school personnel.

School District Supply of Epinephrine Auto-Injectors

The Superintendent or designee shall implement Section 22-30(f) of the School Code and maintain a supply of epinephrine auto-injectors in the name of the District and provide or administer them as necessary according to State law. This section of the policy is void whenever the Superintendent or designee is, for whatever reason, unable to: (1) obtain for the District a prescription for school epinephrine auto-injectors and a standing protocol from a physician licensed to practice medicine in all its branches, or (2) fill the District's prescription for school epinephrine auto-injectors.

Upon implementation of this subsection and Section 22-30(f) of the School Code, the protections from liability and hold harmless provisions as explained in section 22-30(c) of the School Code apply.

None one, including without limitation parents/guardians of students, should rely on the District for the availability of an epinephrine auto-injector. This policy does not guarantee the availability of an epinephrine auto-injector; students and their parents/guardians should consult their own physician regarding this medication.

ADOPTED: June 21, 2012

Students

Student Athlete Concussions and Head Injuries

The Superintendent or designee shall develop and implement a program to manage concussions and head injuries suffered by student athletes. The program shall:

1. Comply with the concussion protocols, policies and by-laws of the Illinois High School Association, including its *Protocol for NFHS Concussion Playing Rules* and its *Return to Play Policy*. *These specifically require that:*
 - a. A student athlete who exhibits signs, symptoms, or behaviors consistent with a concussion in a practice or game shall be removed from participation or competition at that time.
 - b. A student athlete who has been removed from an interscholastic contest for a possible concussion or head injury may not return to that contest unless cleared to do so by a physician licensed to practice medicine in all its branches in Illinois or a certified athletic trainer.
 - c. If not cleared to return to that contest, a student athlete may not return to play or practice until the student athlete has provided his or her school with written clearance from a physician licensed to practice medicine in all its branches in Illinois or a certified athletic trainer working in conjunction with a physician licensed to practice medicine in all its branches in Illinois.
2. Inform student athletes and their parents/guardians about this policy in the *Agreement to Participate* or other written instrument that a student athlete and his or her parent/guardian must sign before the student is allowed to participate in a practice or interscholastic competition.
3. Provide coaches and student athletes and their parents/guardians with educational materials from the Illinois High School association regarding the nature and risk of concussions and head injuries, including the risks inherent in continuing to play after a concussion or head injury.
4. Include a requirement for staff members to notify the parent/guardian of a student who exhibits symptoms consistent with that of a concussion.

ADOPTED: June 21, 2012

East Richland Elementary Sch
SUMMARY NUMBER OF OCCURRENCES

<u>School</u>	<u>Grd</u>	<u>Dis Officer</u>	<u>Action</u>	<u>Occurrences</u>	<u># Stds</u>
East Richland Elementary Sch	01		In School Suspension	3	1
	01		Out of School Suspension	2	1
	03		Out of School Suspension	1	1
	04		In School Suspension	2	2
	05		In School Suspension	9	7
	05		Out of School Suspension	2	2
	05		Bus Suspension	2	1
	KG		In School Suspension	2	2
			Report Total.....	23 *****	14

***** End of report *****

Suspensions 2nd Semester 2012

01/05/2012 Thu.

STUDENT

START DATE	END DATE	NUM DAYS
01/05/2012	01/05/2012	1

COMMENT:

Student was in the office checking on her cell phone that had went off during class. After the student was told that Mr. LeCrone was not available at the time, she got into an exchange with the secretary. As the student walked away, another secretary heard the student say, "You bit**."

01/26/2012 Thu.

STUDENT

START DATE	END DATE	NUM DAYS
01/26/2012	01/30/2012	3

COMMENT:

During Construction class, Student D made a comment. Student J then told Student D to "Shut up." Student D then responded by saying, "Make me." This led to Student J pushing student D down to the ground. When student D got up, he and Student J grabbed one another leading to Student J punching Student D multiple times and Student D scratching the neck of Student J.

01/26/2012	01/26/2012	1
------------	------------	---

COMMENT:

During Construction class, Student D made a comment. Student J then told Student D to "Shut up." Student D then responded by saying, "Make me." This led to Student J pushing student D down to the ground. When student D got up, he and Student J grabbed one another leading to Student J punching Student D multiple times and Student D scratching the neck of Student J.

01/31/2012 Tue.

STUDENT

START DATE	END DATE	NUM DAYS
01/31/2012	02/02/2012	3

COMMENT:

Student was verbally abusive towards the bus aide after school on Friday, January 27th. As the student left the bus she made an obscene gesture towards the bus aide.

02/03/2012 Fri.

STUDENT

START DATE	END DATE	NUM DAYS
02/03/2012	02/09/2012	5

COMMENT:

Student C asked Student S if he had stolen his shoes from his P.E. locker. When Student S said he had not, Student C proceeded to punch Student S several times in the face and head area.

02/09/2012 Thu.

STUDENT

COMMENT:

Student was suspended from school for 5 days due to aggressive behavior.

COMMENT:

Student punched another student in the face during lunch on 2/8/12. He also used profanity towards the cafeteria supervisor.

COMMENT:

Student is suspended from school for 10 days.

02/13/2012 Mon.

STUDENT

COMMENT:

Student got up out of his seat to use the restroom without permission at the beginning of class. The teacher told him to return to his seat. The student then responded by saying he would "take a leak in the corner of the room" along with some other comments under his breath. The teacher then told the student to report to the office. After first refusing to go, the student then went and used repeated profanity towards the teacher as he left the classroom.

02/14/2012 Tue.

STUDENT

COMMENT:

Student N went up to Student S and attacked him by putting his hands around his throat and also smacking him across the face after the teacher had tried to intervene. This is Student N's 2nd offense of a physical nature. Any further similar offenses will result in an alternative placement in Safe School.

02/15/2012 Wed.

STUDENT

COMMENT:

Student was disruptive during 5th block class and would not stay in his assigned seat. When the teacher told him to return to his seat, the student called the teacher a "bi****".

02/27/2012 Mon.

STUDENT

START DATE END DATE NUM DAYS

02/09/2012 02/15/2012 5

02/09/2012 02/13/2012 3

02/09/2012 02/24/2012 10

START DATE END DATE NUM DAYS

02/13/2012 02/21/2012 5

02/13/2012 02/21/2012 5

START DATE END DATE NUM DAYS

02/14/2012 02/22/2012 5

START DATE END DATE NUM DAYS

02/15/2012 02/16/2012 2

START DATE END DATE NUM DAYS

02/27/2012 02/29/2012 3

COMMENT:

Student was out of his seat during class. The teacher told him to have a seat and get his homework out. He responded to the teacher, " I have my homework out so suck it."

03/12/2012 Mon.

STUDENT

START DATE END DATE NUM DAYS
03/12/2012 03/16/2012 5

COMMENT:

Student made inappropriate comments about a teacher to other students as well as to the teacher while in the classroom. In addition, the student has had attendance/truancy issues throughout the school year.

03/12/2012 03/16/2012 5

COMMENT:

Student was in Saturday school and left the classroom during the 10 a.m. break. The student then proceeded to open up multiple student lockers in another wing of the building, stealing a number of items.

03/16/2012 Fri.

STUDENT

START DATE END DATE NUM DAYS
03/16/2012 03/20/2012 3

COMMENT:

Student D approached Student A in the cafeteria during lunch and proceeded to punch her in the face and head several times.

03/19/2012 Mon.

STUDENT

START DATE END DATE NUM DAYS
03/19/2012 03/23/2012 5

COMMENT:

Student is suspended from school for 5 days for using profanity towards his 4th Block teacher. In addition, the student will be referred to the Truant Alternative Education Program to complete the school year.

03/22/2012 Thu.

STUDENT

START DATE END DATE NUM DAYS
03/22/2012 03/28/2012 5

COMMENT:

Student has been told multiple times that he does not have early release from 5th block class. When the early release bell rang, the student headed towards the door and pushed by the teacher to leave. When the teacher told the student to come back, the student responded by saying, "Fu** you."

03/29/2012 Thu.

Thompson, Cody

04/03/2012 Tue.

STUDENT

COMMENT:

Student stole a pair of drumsticks from the band room. This is the student's 2nd offense of theft at school. In addition, the student has been leaving school on several occasions over the last few weeks despite numerous attempts to escort him to class by staff members.

04/12/2012 Thu.

STUDENT

COMMENT:

Student used profanity towards a teacher.

04/19/2012 Thu.

STUDENT

COMMENT:

Student got into a fight with another student at lunch.

Wheeler, Hallie

COMMENT:

Student got into a fight with another student at lunch.

START DATE END DATE NUM DAYS

03/29/2012 04/02/2012 3

03/29/2012 03/30/2012 2

START DATE END DATE NUM DAYS

04/03/2012 04/12/2012 5

START DATE END DATE NUM DAYS

04/12/2012 04/16/2012 3

START DATE END DATE NUM DAYS

04/19/2012 04/23/2012 3

04/19/2012 04/23/2012 3

Suspensions 2nd Semester 2012

01/05/2012 Thu.

STUDENT

START DATE END DATE NUM DAYS

01/05/2012 01/05/2012 1

COMMENT:

Student was in the office checking on her cell phone that had went off during class. After the student was told that Mr. LeCrone was not available at the time, she got into an exchange with the secretary. As the student walked away, another secretary heard the student say, "You bit**."

01/26/2012 Thu.

STUDENT

START DATE END DATE NUM DAYS

01/26/2012 01/30/2012 3

COMMENT:

During Construction class, Student D made a comment. Student J then told Student D to "Shut up." Student D then responded by saying, "Make me." This led to Student J pushing student D down to the ground. When student D got up, he and Student J grabbed one another leading to Student J punching Student D multiple times and Student D scratching the neck of Student J.

01/26/2012 01/26/2012 1

COMMENT:

During Construction class, Student D made a comment. Student J then told Student D to "Shut up." Student D then responded by saying, "Make me." This led to Student J pushing student D down to the ground. When student D got up, he and Student J grabbed one another leading to Student J punching Student D multiple times and Student D scratching the neck of Student J.

01/31/2012 Tue.

STUDENT

START DATE END DATE NUM DAYS

01/31/2012 02/02/2012 3

COMMENT:

Student was verbally abusive towards the bus aide after school on Friday, January 27th. As the student left the bus she made an obscene gesture towards the bus aide.

02/03/2012 Fri.

STUDENT

START DATE END DATE NUM DAYS

02/03/2012 02/09/2012 5

COMMENT:

Student C asked Student S if he had stolen his shoes from his P.E. locker. When Student S said he had not, Student C proceeded to punch Student S several times in the face and head area.

02/09/2012 Thu.

STUDENT

START DATE	END DATE	NUM DAYS
02/09/2012	02/15/2012	5

COMMENT:

Student was suspended from school for 5 days due to aggressive behavior.

02/09/2012	02/13/2012	3
------------	------------	---

COMMENT:

Student punched another student in the face during lunch on 2/8/12. He also used profanity towards the cafeteria supervisor.

02/09/2012	02/24/2012	10
------------	------------	----

COMMENT:

Student is suspended from school for 10 days.

02/13/2012 Mon.

STUDENT

START DATE	END DATE	NUM DAYS
02/13/2012	02/21/2012	5

COMMENT:

Student got up out of his seat to use the restroom without permission at the beginning of class. The teacher told him to return to his seat. The student then responded by saying he would "take a leak in the corner of the room" along with some other comments under his breath. The teacher then told the student to report to the office. After first refusing to go, the student then went and used repeated profanity towards the teacher as he left the classroom.

02/13/2012	02/21/2012	5
------------	------------	---

02/14/2012 Tue.

STUDENT

START DATE	END DATE	NUM DAYS
02/14/2012	02/22/2012	5

COMMENT:

Student N went up to Student S and attacked him by putting his hands around his throat and also smacking him across the face after the teacher had tried to intervene. This is Student N's 2nd offense of a physical nature. Any further similar offenses will result in an alternative placement in Safe School.

02/15/2012 Wed.

STUDENT

START DATE	END DATE	NUM DAYS
02/15/2012	02/16/2012	2

COMMENT:

Student was disruptive during 5th block class and would not stay in his assigned seat. When the teacher told him to return to his seat, the student called the teacher a "bi***".

02/27/2012 Mon.

STUDENT

START DATE	END DATE	NUM DAYS
-------------------	-----------------	-----------------

02/27/2012	02/29/2012	3
------------	------------	---

COMMENT:

Student was out of his seat during class. The teacher told him to have a seat and get his homework out. He responded to the teacher, " I have my homework out so suck it."

03/12/2012 Mon.

STUDENT

START DATE	END DATE	NUM DAYS
03/12/2012	03/16/2012	5

COMMENT:

Student made inappropriate comments about a teacher to other students as well as to the teacher while in the classroom. In addition, the student has had attendance/truancy issues throughout the school year.

03/12/2012	03/16/2012	5
------------	------------	---

COMMENT:

Student was in Saturday school and left the classroom during the 10 a.m. break. The student then proceeded to open up multiple student lockers in another wing of the building, stealing a number of items.

03/16/2012 Fri.

STUDENT

START DATE	END DATE	NUM DAYS
03/16/2012	03/20/2012	3

COMMENT:

Student D approached Student A in the cafeteria during lunch and proceeded to punch her in the face and head several times.

03/19/2012 Mon.

STUDENT

START DATE	END DATE	NUM DAYS
03/19/2012	03/23/2012	5

COMMENT:

Student is suspended from school for 5 days for using profanity towards his 4th Block teacher. In addition, the student will be referred to the Truant Alternative Education Program to complete the school year.

03/22/2012 Thu.

STUDENT

START DATE	END DATE	NUM DAYS
03/22/2012	03/28/2012	5

COMMENT:

Student has been told multiple times that he does not have early release from 5th block class. When the early release bell rang, the student headed towards the door and pushed by the teacher to leave. When the teacher told the student to come back, the student responded by saying, "Fu** you."

03/29/2012 Thu.

START DATE	END DATE	NUM DAYS
03/29/2012	04/02/2012	3
03/29/2012	03/30/2012	2

04/03/2012 Tue.
STUDENT

START DATE	END DATE	NUM DAYS
04/03/2012	04/12/2012	5

COMMENT:

Student stole a pair of drumsticks from the band room. This is the student's 2nd offense of theft at school. In addition, the student has been leaving school on several occasions over the last few weeks despite numerous attempts to escort him to class by staff members.

04/12/2012 Thu.
STUDENT

START DATE	END DATE	NUM DAYS
04/12/2012	04/16/2012	3

COMMENT:

Student used profanity towards a teacher.

04/19/2012 Thu.
STUDENT

START DATE	END DATE	NUM DAYS
04/19/2012	04/23/2012	3

COMMENT:

Student got into a fight with another student at lunch.

04/19/2012	04/23/2012	3
------------	------------	---

COMMENT:

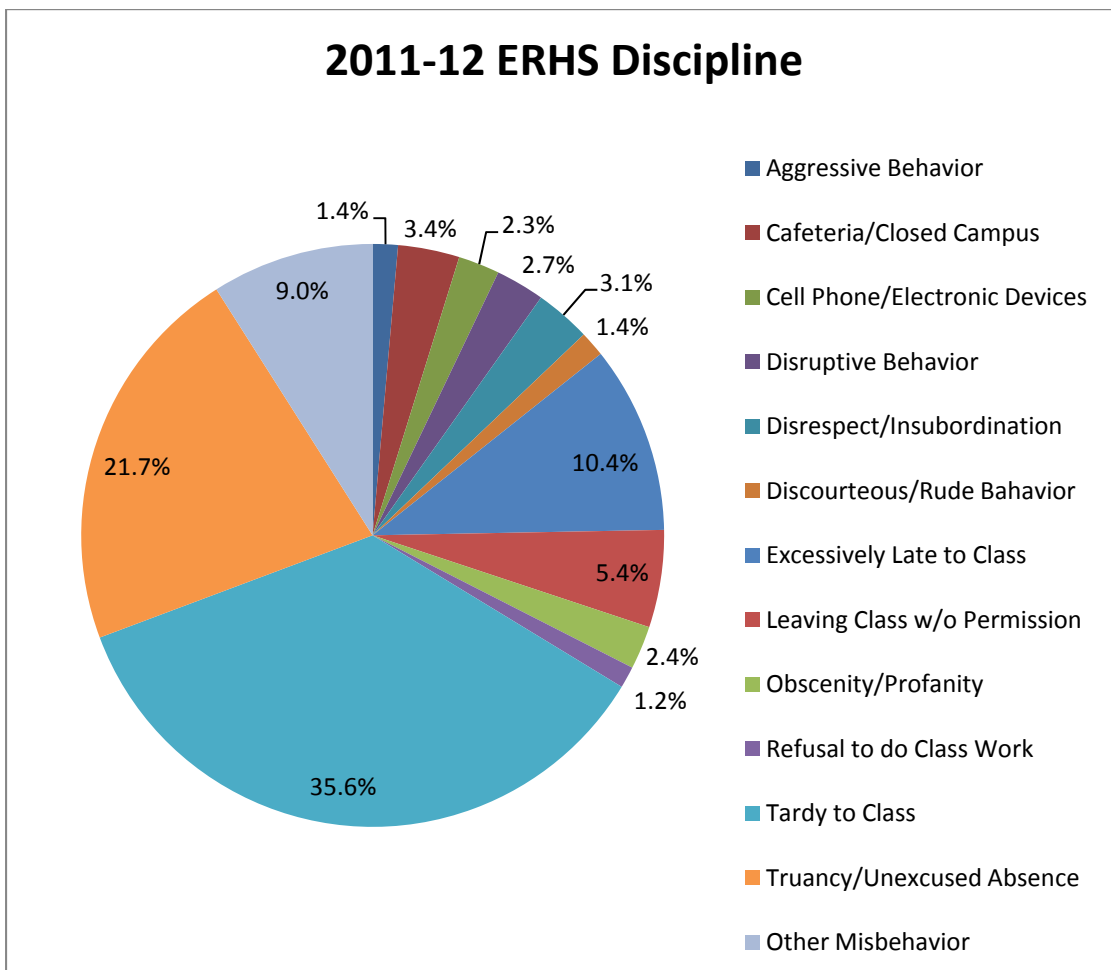
Student got into a fight with another student at lunch.

Discipline Summary Comparison

Year	2004-05	2005-06	2006-07	2007-08	2008-09	2009-10	2010-11	2011-12
Total # of Referrals	1383	1990	1705	1806	1662	1722	1679	1878
Total # of Students Receiving Referral	250	334	325	352	303	318	326	279
Students Receiving Referral for Tardies Only	50	53	87	64	57	53	72	N/A
Total # of Students Who Received 5 or More Referrals	87	132	122	129	124	116	111	143
Highest # of Referrals for a Single Student	28	42	38	26	34	39	39	48

2011-12 Discipline Summary

- There were a total of 1878 referrals submitted as compared to 1673 in 2010-11.
- 262 students received at least one (1) disciplinary during the school year as compared to 326 students in 2010-11.
- 143 students were classified as repeat offenders (received 5 or more referrals) as compared to 111 in 2010-11.
- The highest number of referrals for a single student was 48 as compared to 39 in 2010-11.



Freshman Data Comparison

Freshmen	2006-07	2007-08	2008-09
Attendance:			
Overall Attendance Rate	94.76%	94.03%	95.06%
Male Attendance Rate	95.41%	94.21%	95.39%
Female Attendance Rate	93.94%	93.28%	94.65%
# of Students who missed 0-5 days	88	69	75
# of Students who missed 5.5-10 days	44	45	36
# of Students who missed 10.5-15 days	24	22	23
# of Students who missed 15.5-20 days	11	20	12
# of students who missed more than 20 days	19	21	13
Total # of Tardies	1128	927	628
Discipline:			
Total # of Disciplinary Referrals	733	540	318
# of Disciplinary Referrals for Males	374	400	203
# of Disciplinary Referrals for Females	359	140	115
Total # of Suspensions	46	33	25
# of Suspensions for Males	22	28	21
# of Suspensions for Females	24	5	4
# of Students who received no disciplinary referrals	86	92	104
# of Students who received 1-5 disciplinary referrals	67	56	46
# of Students who received 6-10 disciplinary referrals	18	10	8
# of Students who received more than 10 disciplinary referrals	22	19	9
Grades:			
# of Classes Failed	166	126	96
# of Students Failing a Class	-	49	34
# of Students with GPA of 4.5-5.0	59	48	47
# of Students with GPA of 4.0-4.49	37	32	29
# of Students with GPA of 3.5-3.99	25	24	26
# of Students with GPA of 3.0-3.49	17	30	22
# of Students with GPA of 2.5-2.99	16	16	15
# of Students with GPA of 2.0-2.49	14	9	5
# of Students with GPA below 2.0	7	3	7
# of Students Retained as a Freshman	13	9	9
% of Students retained as a Freshman	7.00%	5.10%	5.70%

Freshman Data Comparison

2009-10	2010-11	2011-12
93.55%	92.80%	94.38%
93.58%	93.51%	94.69%
93.51%	92.07%	94.02%
49	56	40
39	38	60
34	17	34
14	18	16
25	28	19
412	430	895
551	493	402
371	326	295
180	167	107
43	13	15
21	9	13
22	4	2
74	92	95
62	52	30
15	13	5
14	17	24
94	151	106
38	49	30
51	56	59
30	32	27
26	24	22
15	19	23
12	15	10
4	7	6
4	5	4
10	3	3
6.02%	1.80%	1.83%

School	Grade	Action	Occurrences	# Stds
East Richland Middle School	6	In School Suspension	31	16
	6	Out of School Suspension	10	10
	7	In School Suspension	18	14
	7	Out of School Suspension	5	4
	8	In School Suspension	26	19
	8	Out of School Suspension	13	12
			103	75

East Richland Middle School
East Richland Community Unit District No. 1
1099 North Van Street ~ Olney, Illinois 62450
Phone (618) 395-4372 ~ Fax (618) 392-3399
www.ercu1.net

Andy Thomann, Principal Marilyn J. Holt, Superintendent Larry G. Bussard, Assistant Superintendent

ERMS Hiring Vita

Position: 8th Grade Language Arts

Name: Cara Kniss

Address: 104 W Gassmann St.
Olney, IL 62450

Telephone: (815) 973-3084

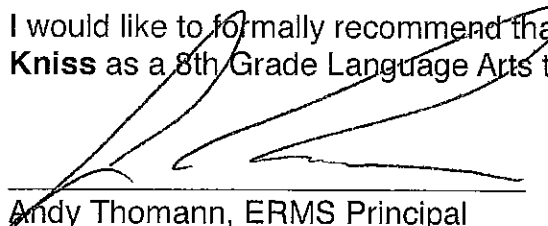
Email: ckniss@ercu1.net

Education: Bachelor of Arts in Communications from Carthage College
Masters of Arts in Teaching from Rockford College

Experience: 3 years as 8th Grade Reading Teacher at Oregon CUSD

Certification: Self-Contained K-9 with Middle School Language Arts endorsement

I would like to formally recommend that the ERCU #1 Board of Education employ **Cara Kniss** as a 8th Grade Language Arts teacher for the 2012-2013 school year.



Andy Thomann, ERMS Principal

East Richland Middle School
East Richland Community Unit District No. 1
1099 North Van Street ~ Olney, Illinois 62450
Phone (618) 395-4372 ~ Fax (618) 392-3399
www.ercu1.net

Andy Thomann, Principal Marilyn J. Holt, Superintendent Larry G. Bussard, Assistant Superintendent

ERMS Hiring Vita

Position: 7th Grade Math

Name: Brianne Anderson

Address: 507 Martin St.
Newton, IL 62448

Telephone: (618) 838-5876

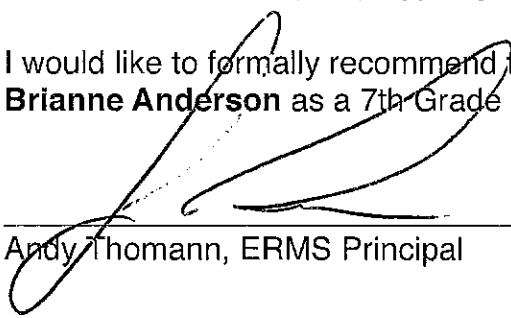
Email: bkuenstler@ercu1.net

Education: Bachelor of Science in Elementary Education from EIU

Experience: 2 years as a 5th Grade Math teacher at Newton Elementary School

Certification: Self-Contained K-9 with Middle School Math endorsement

I would like to formally recommend that the ERCU #1 Board of Education employ **Brianne Anderson** as a 7th Grade Math teacher for the 2012-2013 school year.



Andy Thomann, ERMS Principal

East Richland Community Unit District No. 1

1001 North Holly Road

Olney, IL 62450

(618) 392-3143 • Fax (618) 395-8672



Marilyn J. Holt
Superintendent of Schools

Mick Whittler
Special Needs Coordinator

Larry G. Bussard
Assistant Superintendent

VITA

Position	Speech Pathologist
Name	Ryan K. Spicer
Address	176 Fox Creek Flora, Illinois 62839
Telephone	(618) 662-3617
Education	Master of Science in Communication Disorder & Sciences
Experience	Southeastern Special Education – 12 Years
Certification	Type 73 – School Service Personnel

It is our recommendation to employ Ryan K. Spicer as a Speech Pathologist for the 2012-2013 school year.


Mick Whittler, Special Needs Coordinator

"Committed to Providing the Future Leaders of the 21st Century"



East Richland High School Athletic Department

“Home of the Olney Tigers”

Date: June 14, 2012

To: Chris Simpson, Principal

From: Chad LeCrone, Athletic Director

Re: Coaching Recommendations

I recommend that Ethan Randolph be hired as Assistant Boys’ Basketball Coach for the 2012-13 school year. I believe his knowledge and enthusiasm for the game will be a strong asset to the program.

MINUTES OF EXECUTIVE SESSION OF THE BOARD OF EDUCATION
East Richland Community Unit School District No. 1
Held During Regular Meeting, Thursday, December 16, 2010

Minutes of a closed meeting of the Board of Education of East Richland Community Unit School District No. 1, Counties of Richland, Wayne and Jasper, in the State of Illinois, held during a duly convened (regular) public meeting, in the Unit Administration Office Board Room, 1100 East Laurel Street, Olney, Illinois, in the aforesaid school district, Thursday, December 16, 2010.

Present were the following members of the Board of Education: Mr. Ben Anderson (President), Mr. Steve Marrs, Dr. Gerald M. Mastio, Ms. Jervaise McDaniel, Mr. Leon Redman, Mr. Jan D. Ridgely, Mr. Jeff Wilson.

Also present, in addition to Board Members: Ms. Marilyn J. Holt, Superintendent of Schools; Mr. Larry Bussard, Assistant Superintendent; Ms. Suzanne Hahn, ERES Principal; Ms. Cris Edwards, ERES Assistant Principal; Mr. Andy Thomann, ERMS Principal; Mr. Chris Simpson, ERHS Principal; Mr. Chad LeCrone, ERHS Assistant Principal/Athletic Director; Mr. Mick Whittler, Director of Special Education. Also present was Mr. Harry Hillis, Jr., Recording Secretary.

Purpose: Under Section 2(c)(1) of the Open Meetings Act to consider the appointment, employment, compensation, discipline, performance, or dismissal of individual employees of the district; and, under Section 2(c)(9) of the Open Meetings Act to consider student discipline; and under Section 2(c)(10) of the Open Meetings Act to consider the placement of individual students in special education programs and other matters relating to individual students; and, under Section 2(c)(11) of the Open Meetings Act to consider pending litigation against, affecting or on behalf of the District or litigation which is probable or imminent; and, to conduct the semiannual review of closed session minutes as mandated by Section 2.06 of the Open Meetings Act; and, to conduct a review of closed meeting audio recordings.

Motion to hold a closed meeting was made by Ms. McDaniel and seconded by Mr. Wilson. The motion carried 7 to 0 on a roll call vote, with all members present and voting yea. The closed meeting started at 8:00 p.m.

Matters Discussed: The following matters were reviewed and/or discussed in closed meeting.

1. Resignations: The Superintendent will in open session recommend acceptance of the following personnel resignations for purpose of retirement: Gwyn Wilson, ERHS Secretary; Cheryl Farrar, ERCU#1 Bus Aide; Alice Zwilling, ERCU#1 Food Service Director.

2. Employment: The Superintendent will in open session recommend employment of the following personnel for the 2011-2012 school year:

A. ERHS Part-Time Percussion/Drum Line Instructor – Jay Vaal.

- B. ERHS Part-Time English Instructor – Brenna Correll.
- C. ERES Teacher Aides – Felicia Dial and Monica Grove.
- D. ERCU#1 Bus Aide – Leann Lindsey.
- E. ERCU#1 Food Service Director – Ann Dee Bent.
- F. ERHS Extra-Curricular Positions for Spring Sports.

3. Leave of Absence: The Superintendent will in open session recommend approval of a request for a medical leave of absence from Bobbie Lathrop, 6th Grade Language Arts Instructor.

4. Parents Address Board Regarding Football Coach & Program: Mr. and Mrs. Mike Levitt and Brad Stuck addressed the Board of Education regarding the football program and coach. They were present in the closed meeting from 8:10 to 8:55 p.m.

5. Parents Address Board Regarding a Faculty Member: Troy and Cindy Neal addressed the Board of Education regarding a faculty member. They were present in the closed meeting from 9:00 to 9:20 p.m.

6. Placement of Individual Students in Special Education Programs and Other Matters Relating to Individual Students: Administrators updated the Board of Education on matters regarding placement of individual students in Special Education Programs and other matters relating to individual students.

7. Skyward Program: The administration presented information regarding Skyward, a web-based computer software system for financial and student records management.

8. Semi-Annual Review of Closed Session Minutes: The Board of Education conducted the semi-annual review of closed session minutes. Action will be taken in public session to open to the public record written closed session minutes from May 20, 2010 - October 21, 2010.

9. Destruction of Audio Recordings: The administration will in open session recommend destruction of audio recordings of closed sessions held April 30, 2009 and May 21, 2009.

No formal actions were taken during the closed meeting, which was in session from 8:00 to 10:05 p.m. The closed meeting ended after a motion by Mr. Wilson, seconded by Mr. Marrs.

Approved: President: _____

Secretary: _____

Date Opened to Public Record: _____