



AGENDA
BOARD OF EDUCATION – MOKENA SCHOOL DISTRICT 159
REGULAR MEETING
Mokena Elementary School
November 15, 2017
7:00 PM

| | |
|--|-----|
| I. ROLL CALL | |
| II. PLEDGE OF ALLEGIANCE | |
| III. Public Hearing - Administrative Waiver | 3 |
| IV. COMMUNICATIONS | |
| Public | |
| MTA | |
| MEF/PTA - Fall Fling | |
| Board of Education | |
| V. ACTION REQUESTS | 4 |
| A. Approval of Previous Minutes | 5 |
| B. District Bills (Staley) | 12 |
| C. Personnel | 67 |
| 1. Classified -New Hire | |
| 2. Certified - LOA | |
| 3. Certified - New Hire | |
| 4. Certified- Extended LOA | |
| 5. Food Service and Transportation Pay increase | |
| D. Resolution Administrative Cost Waiver | 68 |
| E. Novel Approval | |
| F. Constellation Energy Contract | 69 |
| G. Community Liaison JD/ Permission to Post | |
| H. Approval of MCSA 2016-2020 Collective Bargaining Agreement-(Extras) | |
| VI. INFORMATION REPORTS | |
| A. Superintendent-written | 77 |
| B. Assistant Superintendent of Instruction-written | 78 |
| C. Director of Student Services-written | 85 |
| D. Chief School Business Official-written | 86 |
| 1. Student Tuition Cost 2019 | 91 |
| 2. Annual Statement of Affairs (ASA) | 93 |
| 3. Tax Levy | 116 |
| E. Financial and Treasurers Reports | 120 |
| F. Director of Technology- no report | |
| G. Principals Reports- written | 172 |
| H. Lincoln Way Area Special Education Minutes - Mrs. Briscoe/Zielinski | 174 |
| I. Finance Committee Update - Mr. Bush | |

VII. **Board Professional Development**

VIII. **Items for December 20, 2017 AGENDA**

IX. **FOR THE GOOD OF MOKENA**

177

X. **CLOSED SESSION-** For Purposes of Personnel, Collective Bargaining, Litigation, Purchased of Leased Property and Superintendent Search; not to return; Pursuant of 5 ILCS 120/2/(c)(1)(2)(5),(11).

XI. **Action Request**

"KNOW THE CHAIN"

(Top 10 Rules of School Boarding- Jim Burgett)

Jennifer Riedl, Board President

PUBLIC HEARING

Board President:

“I am calling to Order the November 15, 2017 Public Hearing”

“It is anticipated that the District’s administrative costs will increase in excess of this 5% rule; due to increases in the superintendent & business offices. The District is in the lowest quartile of all districts with respect to administrative costs and it is able to apply for a waiver of this 5% rule.

An affirmative vote of at least two-thirds of the members of the school board is required. If the District waives the limitation; the district shall notify the State Board within 45 days of such action and signed said resolution.”

Board President:

Does anyone have any objections?

(listen to the objections- limit to 3 minutes per objector)

“This Public Hearing is Closed.”

“May I have a motion to adjourn this hearing to return to Open Session?”

(Roll Call vote needed)



Mokena School District 159
November 15, 2017
Action Requests

Recommended Motions:

V. A. Approval of Previous Minutes

"I approve minutes for October 18, 2017 Regular meeting and Closed Session as presented."

V. B. Bills (Staley)

"I moved to approve the monthly bills as presented."

V.C. Personnel

"I move to approve personnel recommendations V. C. 1-5 as presented, subject successful background check if applicable."

V.D. Resolution Administrative Cost Waiver

"I recommend that the Board of Education approve the resolution that the Mokena School District Board of Education waives the limitation on administrative costs for school year 2017-2018 as authorized by Section 17-5 of the School Code and the Superintendent is directed to notify the State Board of Education within 45 days of the date of action."

V. E. Novel

"I move to approve novel Wonder, by R.J. Palacio."

V.F. Constellation Energy Contract

"I move to approve Constellation NewEnergy Contract for one year ending December 31, 2018 as presented."

V. G. Community Liaison JD and Post

"I move to approve the Community Relations Liaison job description as presented and permission to post the position."

V. H Approval of the MCSA contract as presented

"I moved to approve the Mokena Certified Staff Association (MCSA)2016-2020 Collective Bargaining Agreement as presented."

After each motion has been first and seconded,

Ask audience and BOE if there are any questions

Roll Call vote can be taken

**MINUTES REGULAR MEETING
MOKENA SCHOOL DISTRICT 159 - BOARD OF EDUCATION
MOKENA ELEMENTARY SCHOOL
October 18, 2017**

BOARD OF EDUCATION

| | PRESENT | ABSENT |
|----------------------------------|----------------|---------------|
| Mrs. Jennifer Riedl-President | ✓ | |
| Mrs. Jaime Staley-Vice-President | ✓ | |
| Mrs. Anna Briscoe-Secretary | ✓ | |
| Mr. Jim Andresen | ✓ | |
| Mr. Eric Bush | ✓ | |
| Mr. Michael Everett | ✓ | |
| Mrs. Lisa Zielinski | ✓ | |

STAFF PRESENT: Omar Castillo, Superintendent, Kathleen Wilkey, Assistant Superintendent of Instruction; Teri Shaw, CSBO; Eileen Parente, Director of Student Services; Mike Rolinitis, Principal; Anna Kirchner, Principal; Dave McAtee, Principal; Jacob Smith, Director of Technology; Mary Louise Knoerzer, Board Recording Secretary, Kim Truffa, Kim Rueth, Megan Horsch, Karen Bussean Debi Blank, Tanya Splichen and Kristin Grant.

VISITORS: Bob Kral

PRESS: Amanda Stoll from *Mokena Messenger*

ROLL CALL /PLEDGE OF ALLEGIANCE

At 7:00pm Roll Call was taken; President Riedl, the Board of Education, Administration and audience recited the Pledge of Allegiance.

COMMUNICATIONS

PUBLIC: None **MEF/PTA:** None **MTA:** None

AUDITOR REPORT

Lauterbach & Amen, LLC- Presented to BOE a good report; clean audit healthy balance in General fund; thanked Business department for their hard work.

ACTION REQUESTS

V. A. APPROVAL OF PREVIOUS MINUTES

Recommended Motion:

Mrs. Riedl moved approve minutes for September 20, 2017 Regular meeting as presented; motion seconded by Mr. Everett.

On Roll Call

Ayes: Mr. Andresen, Mrs. Briscoe, Mr. Bush, Mr. Everett, Mrs. Riedl, Mrs. Staley, Mrs. Zielinski

Nays: None

Abstain: None

MOTION CARRIED 7-0

V. B. DISTRICT BILLS

Recommended Motion:

Mrs. Riedl reviewed bills this month; Mrs. Riedl moved to approve the bills as presented; the motion was seconded by Mr. Everett.

Mrs. Riedl appreciated the new layout of the monthly bill report; thanked Ms. Aguayo and Mrs. Aguirre for saving district money on the gas tax.

On Roll Call

Ayes: Mr. Andresen, Mrs. Briscoe, Mr. Bush, Mr. Everett, Mrs. Riedl, Mrs. Staley, Mrs. Zielinski

Nays: None

Abstain: None

MOTION CARRIED 7-0

V. C. PERSONNEL

Recommended Motion:

Mrs. Riedl moved to approve Personnel items V. C. 1-4 as presented; motion was seconded by Mr. Everett.

1. Classified – New Hire

| | | | | |
|-------------------|-----------------------------|-----|------------|---------------------------------------|
| Shelia O'Donoghue | Part-time Para professional | MIS | 10/23/2017 | \$11.34/hr 3/day 5days/wk 180 days/yr |
|-------------------|-----------------------------|-----|------------|---------------------------------------|

2. Certified – LOA

| | | | |
|-----------------|---------|-----|------------------------------------|
| Katherine Jones | Teacher | MES | 3/23/2018 – remainder of 2018 year |
|-----------------|---------|-----|------------------------------------|

3. Certified –Initial Salary Adjustment

| | | | | |
|--------------|---------|-----|-----------|----------------------|
| Carla Dukups | Teacher | MIS | 9/22/2017 | \$1, 860 for 2018 SY |
|--------------|---------|-----|-----------|----------------------|

4. Classified – Medical LOA

| | | | |
|-----------------|--------|----------|------------------------------|
| Kathleen Turner | Server | District | 9/5/2017 until dr.'s release |
|-----------------|--------|----------|------------------------------|

On Roll Call

Ayes: Mr. Andresen, Mrs. Briscoe, Mr. Bush, Mr. Everett, Mrs. Riedl, Mrs. Staley, Mrs. Zielinski
Nays: None
Abstain: None

MOTION CARRIED 7-0

V.D. 1. 2016-17 AUDIT REPORT

Recommended Motion:

Mr. Everett moved to accept 2016-17 Fiscal Year Audit Report as presented; seconded by Mrs. Riedl.

On Roll Call

Ayes: Mr. Andresen, Mrs. Briscoe, Mr. Bush, Mr. Everett, Mrs. Riedl, Mrs. Staley, Mrs. Zielinski
Nays: None
Abstain: None

MOTION CARRIED 7-0

V.D.2. Resolution for 403(b)

Recommended Motion

Mr. Everett moved to approve the 403(b) Resolution as presented; Mrs. Riedl seconded the motion.

On Roll Call

Ayes: Mr. Andresen, Mrs. Briscoe, Mr. Bush, Mr. Everett, Mrs. Riedl, Mrs. Staley, Mrs. Zielinski
Nays: None
Abstain: None

MOTION CARRIED 7-0

V. D. 4. DISPOSAL OF EQUIPMENT

Mr. Bush recommend that the Board of Education approve the disposal of obsolete and broken equipment from the Food Service and Transportation department; motion seconded by Mrs. Riedl.

On Roll Call

Ayes: Mr. Andresen, Mrs. Briscoe, Mr. Bush, Mr. Everett, Mrs. Riedl, Mrs. Staley, Mrs. Zielinski
Nays: None
Abstain: None

MOTION CARRIED 7-0

V. D. 3. COMMUNITY LIAISON JOB DESCRIPTION AND PERMISSION TO POST

Recommended Motion:

Mr. Everett moved to approve the Community Relations Liaison job description as presented and permission to post the position; motion seconded by Mrs. Riedl.

Discussion was had regarding this new position which has been budgeted in FY18 Budget. Additional discussion of the nurse coverage at MIS and what is good for kids was continued. Mrs. Riedl reiterated the position was not related to this matter; emphasized this position was requested through the strategic plan.

Recommended Motion:

Mr. Andresen moved to table the job description and posting; the motion was seconded by Mr. Bush

Ayes: Mr. Andresen, Mrs. Briscoe, Mr. Bush, Mrs. Zielinski

Nays: Mr. Everett, Mrs. Riedl, Mrs. Staley Abstain: None

MOTION CARRIED 4-3

V.E. IASBO Delegate/Alternate:

President Riedl appointed Mr. Andresen as the delegate and Mrs. Staley and alternate who volunteered for this opportunity.

VI. INFORMATION REPORTS

SUPERINTENDENT REPORT

Dr. Castillo updated the BOE:

1. Principal Day – October 20 - Thank you for all that you do!
2. Electronic Policy Manual- is available now on district website
3. Strategic Plan Update – reviewed Mission and Vision Statement and Core Values; takes a team to run the district. Presentation of:

Goal Area #3 Professional Development - Dr. Wilkey and Mrs. Parente:

- Reviewed action steps and deadlines- most have been met
- Developed needs assessment surveys
- Annual timeline for implementation –(including collection analysis and communication of data
- Utilize Data results to develop professional development calendar
- Allocate professional development budget
- Thank you to administrative assistants Cheryl Sorely and Luann Lodes for perfect findings of grants
- Retain internal and external experts for training for staff and parents
- Complete internal and external resources for staff and parent development
- Develop timelines and communicate via Skyward messages Facebook & website
- Staff development timeline – for collection of data and communicate to parents & BOE
- Gather feedback from each opportunity
- Include questions on annual needs regarding effectiveness of staff development
- Analyze feedback; develop parent feed back by Spring 2018
- Incorporate strengths and weaknesses of parent/staff feedback

ASSISTANT SUPERINTENDENT OF INSTRUCTION

Dr. Wilkey reported to BOE:

1. MES Novel recommendation – Wonder by R.J. Palacia; action for next month

Presented Fast Bridge Data Review: Credited Kathryn Flaherty for the slides in presentation

- Benchmark assessments- formative purpose – teachers only use data to inform instruction
- Fast Bridge – Early literacy /numeracy
- MES K Data – Letter Sounds beginning 13-14SY – Fall, Winter Spring thru Fall of 17-18SY
- Historical Data provided
- aReading Historical Data was given for grades 1-3, 4 & 5 and 6-8th grade for 15-16SY- thru Fall of 17-18SY
- Graphs were given by cohorts
- aMath Historical Data was grades 1-3, 4 & 5 and 6-8th grade for 15-16SY- thru Fall of 17-18SY
- Graphs were given by cohorts

Questions were asked and answered of BOE.

CHIEF SCHOOL BUSINESS OFFICIAL

Dr. Shaw updated the BOE:

1. School was awarded an Illinois Public Risk Fund Grant of more than \$5,000 which will be used to purchase security cameras for the district.
2. Finance Committee held October 16; good meeting; packet available on district website
3. Tax Levy and EAV information
4. Administrative Cost waiver documents presented for this month; hearing and approval next month
5. Transportation Update – Idling regulations focus; we have several buses that have SCR system
6. Food Service update – Soups for staff are available to order; disposal of old equipment was approved; Annual Fall Food & Equipment Show will be held November 14 in St. Charles.
7. Buildings & Grounds Update- Lead testing at MIS and MES potable will be complete 11/10; flushing HVAC system; preparing winter equipment and obtaining salt pricing.

FINANCIAL REPORT – Dr. Shaw

Beginning Cash on hand 9/1/2017: \$12,782,620
Ending Cash and Investments 9/30/2017: \$ 16,177,149

DIRECTOR OF TECHNOLOGY

Mr. Smith presented to the BOE:

1. Future Ready Pledge – following a research based framework that emphasizes collaborative leadership and creating an innovative school culture.
2. SysAid- a new ticketing and inventory system for managing our technology assets.

Board Member Everett visited classrooms at MJH; observed the students and staff using Chromebooks.

PRINCIPAL REPORTS

From the desk of Mrs. Kirchner:

- Staff participated in an active shooter drill at extended day activity; Mokena police department led the drill. The police department provided scenarios and allowed time for staff members to discuss what they would do in those situations. Planning on completing grade level drills with students where students will move to another location instead of being locked down in their classrooms. The police department will assist with these drills.
- K-3 grade teachers participated in our GLDA (grade level data analysis) meetings. Teachers looked closer at grade level and student Fastbridge data.
- Grade level teams meet daily or weekly led by content area leader.

From the desk Mr. McAtee:

- Rocket Coffee and Conversation 10/24 9:00 AM; Fall Music Concert, Tuesday, 10/24, 6:00
- PBIS Behavior teams continue to lead towards our first quarter goal of making dismissal more efficient; PBIS Student Ambassadors are discussing celebration ideas.
- Robert Crown visited for 5th graders 10/11; focused on growth and development giving our students a good understanding of how their bodies are changing.
- Lt. Mark Sickles from MFD visited the students 10/12 & 10/13 for Fire Prevention week.
- A new club is up and “running” - Rocket Runners; running club for boys which meets twice a week with a culminating activity of completing a 5K in November.
- Second Step – Social Emotional Learning include empathy and respect, active listening, being assertive, and respecting differences.
- Teachers met to analyze school wide data from both Fastbridge and PARCC. The data was used to formulate grade level goals for both math and ELA.
- Teacher spotlight: Interventionists Maureen McDonough and Beth Halm have done a wonderful job both organizing and delivering RtI services to the students

From the desk of Dr. Rolinitis:

- **Cross-Country** – Students: Camryn Morinec, Vincent Demma, and Caden Simone will be competing in the State Cross-Country Meet in Normal, IL.
- **Boys’ Basketball** is about to begin. Tryouts are taking place over the next two weeks and teams will be forming. Games will begin early in November; still looking for a 6th gr. Coach
- **Drawing Club** - 20 students attending a bi-weekly drawing club; parent led program where the students stay after school to practice drawing and learning how to draw.
- **Writing Club** - expecting more than 30 students to participate this year. With our 1:1 ChromeBooks, our club size is virtually unlimited; students participate in the National Writing Month program. Students write a novel during the month of November; they stay after school every night and write; have at least a strong rough draft by the end of the month.
- National Red Ribbon Week this week (RRW); focusing on Drug and Alcohol awareness, student abstinence, and prevention. Spirit week and assemblies have held to encourage enthusiasm and awareness for student abstinence from Drugs and Alcohol. An exciting assembly is on 10/25 will feature an assembly (sponsored by one of the parents) about the DEA that will include some fun and exciting components: a drug detection dog, a SWAT Command Van, a breaching vehicle (described to me as a “tank”), and if the weather permits, a helicopter landing on the track.
- 8th grade students will be taking the PSAT 8/9 exam 11/7. Mr. Riley, the Curriculum Director of the Lincoln-Way School District, informed me that our students are well prepared for the challenges at Central and he would be happy to share his data.
- **Veterans Day** -Veteran’s Day assembly in conjunction with the Mokena Drill Team, and the Lincoln-Way Central Air Force Junior ROTC program 11/8 at 7:50 AM.

LINCOLN WAY AREA SPECIAL EDUCATION MINUTES

- Classroom sizes are growing; will be adding more space at District 159; all of north Lower level is District 843.
- Good clean audit report

VII. ITEMS FOR November 15, 2017 MEETING

- Items requiring action next month
- Tax Levy
- Annual Statement of Affairs
- Further professional development for BOE

FOR THE GOOD OF MOKENA

- Fall Fling this Friday October 20 - Jenny’s Southside Tap; thank you to the generous parents of the district for supplying the raffle baskets for students at each building
- MES Student Council visited Frankfort Food Pantry

SCHOOL BOARD PROFESSIONAL DEVELOPMENT

President Riedl reviewed and encouraged Board members to Review Policy 2:20 Policy and Duties of the School Board: Indemnification. She reviewed and highlighted their roles as a board member.

ADJOURNMENT

At 8:52pm Mrs. Riedl moved to adjourn the October 18, 2017 regular meeting; to go to Closed Session for purposes of Personnel, Collective Bargaining and Litigation and Purchase of Leased Property; not to return; motioned was seconded by Mrs. Staley.

On Roll Call

Ayes: Mr. Andresen, Mrs. Briscoe, Mr. Bush, Mr. Everett, Mrs. Riedl, Mrs. Staley, Mrs. Zielinski
Nays: None
Abstain: None

MOTION CARRIED 7-0

At 10:52pm the Board of Education reconvened Open Session

- Mr. Everett inquired if the safety vests for building aides had been ordered.
- Mr. Bush requested we resolve MIS nurse concerns.

ADJOURNMENT

At 10:54pm Mrs. Riedl moved to adjourn the October 18, 2017 regular meeting. The motion was seconded by Mr. Everett. The session was adjourned by a unanimous vote.

Minutes Respectfully Submitted by
Mary Louise Knoerzer, Executive Secretary

_____ President

_____ Secretary

**CLOSED SESSION MINUTES
MOKENA SCHOOL DISTRICT 159 BOARD OF EDUCATION
MOKENA ELEMENTARY SCHOOL
October 18, 2017**

BOARD OF EDUCATION

| | PRESENT | ABSENT |
|-----------------------------------|----------------|---------------|
| Mr. Jennifer Riedl- President | ✓ | |
| Mr. Jamie Staley - Vice President | ✓ | |
| Mrs. Anna Briscoe - Secretary | ✓ | |
| Mr. Jim Andresen | ✓ | |
| Mr. Eric Bush | ✓ | |
| Mr. Mike Everett | ✓ | |
| Mrs. Lisa Zielinski | ✓ | |

Staff/Visitors Present: None

At 9:07 p.m. Mrs. Riedl opened Closed Session for Personnel, Collective Bargaining, Litigation and Purchase of Lease Property and Superintendent Search; to return to open session; Pursuant of 5 ILCS 120/2/(c)(1)(2)(5)(11).

PROPERTY FOR LAND PURCHASE

- Mrs. Riedl informed the Board of Education on a piece of property for Land Purchase by the Metra Lot by M.E.S. parking lot.

PERSONNEL AND SUPERINTENDENT SEARCH

- Mrs. Riedl and Mrs. Staley updated the Board of Education on Collective Bargaining meetings for classified staff. Discussion was had on salaries.
- Mrs. Riedl updated the Board of Education on the Superintendent search.
- Mrs. Riedl addressed the Board of Education regarding a disciplinary action on an employee, who then requested to speak to the B.O.E. A discussion was held, the Board of Education cited Policy 3:30; thus decided to instruct the employee to address their concern with their supervisor.

ADJOURNMENT OF CLOSED SESSION

At 10:51 p.m. Mrs. Riedl motioned to adjourn the October 18, 2017 Closed Session for Personnel, Collective Bargaining and Purchase of Lease Property and Superintendent Search; to return to open session. The motion was seconded by Mr. Everett. The session was adjourned by a unanimous vote.

At 10:52pm regular meeting reopened.

President

Secretary

FDTLOC FUNC OBJ SJ SOURCE

| Date | Src | Sub | Batch | Vendor Name/Ref | PO#/Line# | Description | Inv#/Desc2 | Inv Date | Chk#/Rec# | Check Date | Amount |
|---------------------|-----|-----------|----------|--------------------|-----------|---|------------|----------|-----------|------------|--------|
| 11/07/17 | AP | | DA-11 | MICHELLE STAPLETON | 0 | REFUND FOR ACH TRANSPORTATION FEE REIMBURSEMENT | 11/01/2017 | 11/01/17 | | | -50.00 |
| | | | | | | November | | | | | -50.00 |
| | | | | | | *10R004 1720 0000 00 000000 | | | | | -50.00 |
| | | | | | | *Accounts Payable | | | | | -50.00 |
| | | 30,000.00 | Budgeted | 20,986.50 | Receipts | 9,013.50 | Unreceived | % 69.96 | | | |
| 10R004 1720 0000 -- | | | | | | **Accumulated Detail History for Subtotal Break | | | | | -50.00 |
| 10R004 1720 0000 -- | | | | | | **Accumulated Detail History for Subtotal Break | | | | | -50.00 |
| 10R004 1720 000- -- | | | | | | **Accumulated Detail History for Subtotal Break | | | | | -50.00 |
| 10R004 1720 000- -- | | | | | | **Accumulated Detail History for Subtotal Break | | | | | -50.00 |
| 10R004 1720 00-- -- | | | | | | **Accumulated Detail History for Subtotal Break | | | | | -50.00 |
| 10R004 1720 00-- -- | | | | | | **Accumulated Detail History for Subtotal Break | | | | | -50.00 |
| 10R004 1720 0--- -- | | | | | | **Accumulated Detail History for Subtotal Break | | | | | -50.00 |
| 10R004 1720 0--- -- | | | | | | **Accumulated Detail History for Subtotal Break | | | | | -50.00 |

| | | | | | | | | | | | |
|---------------------|----|----------|----------|-----------------------------------|----------|---|------------|----------|--|--|----------|
| 11/07/17 | AP | | DA-11 | ILLINOIS STATE BOARD OF EDUCATION | 0 | 2016-2017 SPED INDIVIDUAL ORPHANAGE REIMBURSEMENT CLAIM | 2017-3120 | 11/01/17 | | | 5,604.26 |
| | | | | | | 2017-3120 (56-099-1590-02) | | | | | |
| | | | | | | November | | | | | 5,604.26 |
| | | | | | | *10R010 3120 0000 00 000000 | | | | | 5,604.26 |
| | | | | | | *Accounts Payable | | | | | 5,604.26 |
| | | 7,243.00 | Budgeted | -3,736.18 | Receipts | 10,979.18 | Unreceived | % -51.58 | | | |
| 10R010 3120 0000 -- | | | | | | **Accumulated Detail History for Subtotal Break | | | | | 5,604.26 |
| 10R010 3120 0000 -- | | | | | | **Accumulated Detail History for Subtotal Break | | | | | 5,604.26 |
| 10R010 3120 000- -- | | | | | | **Accumulated Detail History for Subtotal Break | | | | | 5,604.26 |
| 10R010 3120 000- -- | | | | | | **Accumulated Detail History for Subtotal Break | | | | | 5,604.26 |
| 10R010 3120 00-- -- | | | | | | **Accumulated Detail History for Subtotal Break | | | | | 5,604.26 |
| 10R010 3120 00-- -- | | | | | | **Accumulated Detail History for Subtotal Break | | | | | 5,604.26 |
| 10R010 3120 0--- -- | | | | | | **Accumulated Detail History for Subtotal Break | | | | | 5,604.26 |
| 10R010 3120 0--- -- | | | | | | **Accumulated Detail History for Subtotal Break | | | | | 5,604.26 |

| | | | | | | | | | | | |
|----------|----|--|-------|------------------|---|---------------------------------------|-----------|----------|--|--|--------|
| 11/07/17 | AP | | DA-11 | JM PRINTERS | 0 | REPORT CARD ENVELOPES | 154037P | 11/01/17 | | | 228.90 |
| 11/07/17 | AP | | DA-11 | WAREHOUSE DIRECT | 0 | MES OFFICE ENVELOPES | 3623380-0 | 11/01/17 | | | 24.18 |
| 11/07/17 | AP | | DA-11 | WAREHOUSE DIRECT | 0 | MES OFFICE SUPPLIES - MANILLA FOLDERS | 3674711-0 | 11/01/17 | | | 43.76 |
| 11/07/17 | AP | | DA-11 | HINCKLEY SPRINGS | 0 | SERVICE WATER FOR DISTRICT | OCT 2017 | 11/01/17 | | | 41.29 |

12

FDTLOC FUNC OBJ SJ SOURCE

10E002 1101 4100 00 000000 (continued)

| Date | Src | Sub | Batch | Vendor Name/Ref | PO#/Line# | Description | Inv#/Desc2 | Inv Date | Chk#/Rec# | Check Date | Amount |
|---------------------|-----|-----|--------------------|-----------------|-----------|---|------------|----------------|-----------|------------------------|--------|
| | | | | | | OFFICE, MES & MIS | | | | | |
| | | | | | | November | | | | | 338.13 |
| | | | | | | *10E002 1101 4100 00 000000 | | | | | 338.13 |
| | | | | | | *Accounts Payable | | | | | 338.13 |
| | | | 20,000.00 Budgeted | 7,886.41 Spent | | 12,113.59 Left | % 39.43 | 447.00 Open Po | | 11,666.59 Unencumbered | |
| 10E002 1101 4100 -- | | | | | | **Accumulated Detail History for Subtotal Break | | | | | 338.13 |
| 10E002 1101 4100 -- | | | | | | **Accumulated Detail History for Subtotal Break | | | | | 338.13 |
| 10E002 1101 410- -- | | | | | | **Accumulated Detail History for Subtotal Break | | | | | 338.13 |
| 10E002 1101 410- -- | | | | | | **Accumulated Detail History for Subtotal Break | | | | | 338.13 |

10E002 1101 4160 00 000000

| | | | | | | | | | | | |
|---------------------|----|--|-------------------|----------------------|------------|---|--------------|--------------|--|---------------------|----------|
| 11/07/17 | AP | | DA-11 | SCHOOL SPECIALTY INC | 1011800000 | MES Art Supplies | 308102885217 | 11/01/17 | | | 699.31 |
| | | | | | | November | | | | | 699.31 |
| | | | | | | *10E002 1101 4160 00 000000 | | | | | 699.31 |
| | | | | | | *Accounts Payable | | | | | 699.31 |
| | | | 1,000.00 Budgeted | 699.31 Spent | | 300.69 Left | % 69.93 | 0.00 Open Po | | 300.69 Unencumbered | |
| 10E002 1101 4160 -- | | | | | | **Accumulated Detail History for Subtotal Break | | | | | 699.31 |
| 10E002 1101 4160 -- | | | | | | **Accumulated Detail History for Subtotal Break | | | | | 699.31 |
| 10E002 1101 416- -- | | | | | | **Accumulated Detail History for Subtotal Break | | | | | 699.31 |
| 10E002 1101 416- -- | | | | | | **Accumulated Detail History for Subtotal Break | | | | | 699.31 |
| 10E002 1101 41-- -- | | | | | | **Accumulated Detail History for Subtotal Break | | | | | 1,037.44 |
| 10E002 1101 41-- -- | | | | | | **Accumulated Detail History for Subtotal Break | | | | | 1,037.44 |
| 10E002 1101 4--- -- | | | | | | **Accumulated Detail History for Subtotal Break | | | | | 1,037.44 |
| 10E002 1101 4--- -- | | | | | | **Accumulated Detail History for Subtotal Break | | | | | 1,037.44 |

10E002 2220 4300 00 000000

| | | | | | | | | | | | |
|---------------------|----|--|-------------------|----------------|------------|---|---------|------------------|--|-----------------------|----------|
| 11/07/17 | AP | | DA-11 | PERMA-BOUND | 1011700010 | Books for Library | 1733871 | 11/01/17 | | | 1,054.46 |
| | | | | | | November | | | | | 1,054.46 |
| | | | | | | *10E002 2220 4300 00 000000 | | | | | 1,054.46 |
| | | | | | | *Accounts Payable | | | | | 1,054.46 |
| | | | 5,000.00 Budgeted | 1,666.18 Spent | | 3,333.82 Left | % 33.32 | 1,414.56 Open Po | | 1,919.26 Unencumbered | |
| 10E002 2220 4300 -- | | | | | | **Accumulated Detail History for Subtotal Break | | | | | 1,054.46 |
| 10E002 2220 4300 -- | | | | | | **Accumulated Detail History for Subtotal Break | | | | | 1,054.46 |
| 10E002 2220 430- -- | | | | | | **Accumulated Detail History for Subtotal Break | | | | | 1,054.46 |
| 10E002 2220 430- -- | | | | | | **Accumulated Detail History for Subtotal Break | | | | | 1,054.46 |
| 10E002 2220 43-- -- | | | | | | **Accumulated Detail History for Subtotal Break | | | | | 1,054.46 |
| 10E002 2220 43-- -- | | | | | | **Accumulated Detail History for Subtotal Break | | | | | 1,054.46 |
| 10E002 2220 4--- -- | | | | | | **Accumulated Detail History for Subtotal Break | | | | | 1,054.46 |
| 10E002 2220 4--- -- | | | | | | **Accumulated Detail History for Subtotal Break | | | | | 1,054.46 |

63

FDTLOC FUNC OBJ SJ SOURCE

| Date | Src | Sub | Batch | Vendor Name/Ref | PO#/Line# | Description | Inv#/Desc2 | Inv Date | Chk#/Rec# | Check Date | Amount |
|----------------------------|------|------|-------------------|-------------------------|-----------|---|------------|--------------|-----------|-----------------------|--------|
| 10E002 2220 4--- | -- | ---- | | | | | | | | | |
| 10E002 2410 3320 00 000000 | | | | | | | | | | | |
| 11/07/17 | AP | | DA-11 | VERIZON WIRELESS | 0 | DISTRICT ADMIN/OFFICE CELL PHONES | 9794003704 | 11/01/17 | | | 77.05 |
| | | | | | | November | | | | | 77.05 |
| | | | | | | *10E002 2410 3320 00 000000 | | | | | 77.05 |
| | | | | | | *Accounts Payable | | | | | 77.05 |
| | | | 2,500.00 Budgeted | 357.37 Spent | | 2,142.63 Left | % 14.29 | 0.00 Open Po | | 2,142.63 Unencumbered | |
| 10E002 2410 3320 -- | ---- | | | | | **Accumulated Detail History for Subtotal Break | | | | | 77.05 |
| 10E002 2410 3320 -- | ---- | | | | | **Accumulated Detail History for Subtotal Break | | | | | 77.05 |
| 10E002 2410 332- -- | ---- | | | | | **Accumulated Detail History for Subtotal Break | | | | | 77.05 |
| 10E002 2410 332- -- | ---- | | | | | **Accumulated Detail History for Subtotal Break | | | | | 77.05 |
| 10E002 2410 33-- -- | ---- | | | | | **Accumulated Detail History for Subtotal Break | | | | | 77.05 |
| 10E002 2410 33-- -- | ---- | | | | | **Accumulated Detail History for Subtotal Break | | | | | 77.05 |
| 10E002 2410 3--- -- | ---- | | | | | **Accumulated Detail History for Subtotal Break | | | | | 77.05 |
| 10E002 2410 3--- -- | ---- | | | | | **Accumulated Detail History for Subtotal Break | | | | | 77.05 |
| 10E003 1101 3200 00 000000 | | | | | | | | | | | |
| 11/03/17 | AP | | DD-11 | NEW LENOX PARK DISTRICT | 0 | ROCKET RUNNERS 5K - MIS | 11/02/17 | 11/03/17 | 90582 | 11/03/17 | 270.00 |
| | | | | | | November | | | | | 270.00 |
| | | | | | | *10E003 1101 3200 00 000000 | | | | | 270.00 |
| | | | | | | *Accounts Payable | | | | | 270.00 |
| | | | 5,000.00 Budgeted | 2,070.00 Spent | | 2,930.00 Left | % 41.40 | 0.00 Open Po | | 2,930.00 Unencumbered | |
| 10E003 1101 3200 -- | ---- | | | | | **Accumulated Detail History for Subtotal Break | | | | | 270.00 |
| 10E003 1101 3200 -- | ---- | | | | | **Accumulated Detail History for Subtotal Break | | | | | 270.00 |
| 10E003 1101 320- -- | ---- | | | | | **Accumulated Detail History for Subtotal Break | | | | | 270.00 |
| 10E003 1101 320- -- | ---- | | | | | **Accumulated Detail History for Subtotal Break | | | | | 270.00 |
| 10E003 1101 32-- -- | ---- | | | | | **Accumulated Detail History for Subtotal Break | | | | | 270.00 |
| 10E003 1101 32-- -- | ---- | | | | | **Accumulated Detail History for Subtotal Break | | | | | 270.00 |
| 10E003 1101 3--- -- | ---- | | | | | **Accumulated Detail History for Subtotal Break | | | | | 270.00 |
| 10E003 1101 3--- -- | ---- | | | | | **Accumulated Detail History for Subtotal Break | | | | | 270.00 |
| 10E003 1101 4100 00 000000 | | | | | | | | | | | |
| 11/07/17 | AP | | DA-11 | HINCKLEY SPRINGS | 0 | SERVICE WATER FOR DISTRICT OFFICE, MES & MIS | OCT 2017 | 11/01/17 | | | 45.78 |
| | | | | | | November | | | | | 45.78 |
| | | | | | | *10E003 1101 4100 00 000000 | | | | | 45.78 |
| | | | | | | *Accounts Payable | | | | | 45.78 |

FDTLOC FUNC OBJ SJ SOURCE

10E003 1101 4100 00 000000 (continued)

| Date | Src | Sub | Batch | Vendor Name/Ref | PO#/Line# | Description | Inv#/Desc2 | Inv Date | Chk#/Rec# | Check Date | Amount |
|---------------------|-----|-----------|----------|-----------------|-----------|---|------------|-----------|-----------|------------|--------------|
| | | 10,750.00 | Budgeted | 3,030.18 Spent | | 7,719.82 Left | % 28.19 | -1,141.24 | Open Po | 8,861.06 | Unencumbered |
| 10E003 1101 4100 -- | | | | | | **Accumulated Detail History for Subtotal Break | | | | | 45.78 |
| 10E003 1101 4100 -- | | | | | | **Accumulated Detail History for Subtotal Break | | | | | 45.78 |
| 10E003 1101 410- -- | | | | | | **Accumulated Detail History for Subtotal Break | | | | | 45.78 |
| 10E003 1101 410- -- | | | | | | **Accumulated Detail History for Subtotal Break | | | | | 45.78 |
| 10E003 1101 41-- -- | | | | | | **Accumulated Detail History for Subtotal Break | | | | | 45.78 |
| 10E003 1101 41-- -- | | | | | | **Accumulated Detail History for Subtotal Break | | | | | 45.78 |
| 10E003 1101 4--- -- | | | | | | **Accumulated Detail History for Subtotal Break | | | | | 45.78 |
| 10E003 1101 4--- -- | | | | | | **Accumulated Detail History for Subtotal Break | | | | | 45.78 |

10E003 2130 4100 00 000000

| | | | | | | | | | | | |
|---------------------|----|----------|----------|---------------------|------------|---|------------|----------|---------|----------|--------------|
| 11/07/17 | AP | | DA-11 | SCHOOL NURSE SUPPLY | 1021800001 | Supplies for the Nurse's office | 0656407-IN | 11/01/17 | | | 161.74 |
| | | | | | | November | | | | | 161.74 |
| | | | | | | *10E003 2130 4100 00 000000 | | | | | 161.74 |
| | | | | | | *Accounts Payable | | | | | 161.74 |
| | | 1,500.00 | Budgeted | 161.74 Spent | | 1,338.26 Left | % 10.78 | 0.00 | Open Po | 1,338.26 | Unencumbered |
| 10E003 2130 4100 -- | | | | | | **Accumulated Detail History for Subtotal Break | | | | | 161.74 |
| 10E003 2130 4100 -- | | | | | | **Accumulated Detail History for Subtotal Break | | | | | 161.74 |
| 10E003 2130 410- -- | | | | | | **Accumulated Detail History for Subtotal Break | | | | | 161.74 |
| 10E003 2130 410- -- | | | | | | **Accumulated Detail History for Subtotal Break | | | | | 161.74 |
| 10E003 2130 41-- -- | | | | | | **Accumulated Detail History for Subtotal Break | | | | | 161.74 |
| 10E003 2130 41-- -- | | | | | | **Accumulated Detail History for Subtotal Break | | | | | 161.74 |
| 10E003 2130 4--- -- | | | | | | **Accumulated Detail History for Subtotal Break | | | | | 161.74 |
| 10E003 2130 4--- -- | | | | | | **Accumulated Detail History for Subtotal Break | | | | | 161.74 |

10E003 2410 3320 00 000000

| | | | | | | | | | | | |
|---------------------|----|----------|----------|------------------|---|---|------------|----------|---------|--------|--------------|
| 11/07/17 | AP | | DA-11 | VERIZON WIRELESS | 0 | DISTRICT ADMIN/OFFICE CELL PHONES | 9794003704 | 11/01/17 | | | 62.37 |
| | | | | | | November | | | | | 62.37 |
| | | | | | | *10E003 2410 3320 00 000000 | | | | | 62.37 |
| | | | | | | *Accounts Payable | | | | | 62.37 |
| | | 1,000.00 | Budgeted | 249.18 Spent | | 750.82 Left | % 24.92 | 0.00 | Open Po | 750.82 | Unencumbered |
| 10E003 2410 3320 -- | | | | | | **Accumulated Detail History for Subtotal Break | | | | | 62.37 |
| 10E003 2410 3320 -- | | | | | | **Accumulated Detail History for Subtotal Break | | | | | 62.37 |
| 10E003 2410 332- -- | | | | | | **Accumulated Detail History for Subtotal Break | | | | | 62.37 |
| 10E003 2410 332- -- | | | | | | **Accumulated Detail History for Subtotal Break | | | | | 62.37 |
| 10E003 2410 33-- -- | | | | | | **Accumulated Detail History for Subtotal Break | | | | | 62.37 |

15

FDTLOC FUNC OBJ SJ SOURCE

| Date | Src | Sub | Batch | Vendor Name/Ref | PO#/Line# | Description | Inv#/Desc2 | Inv Date | Chk#/Rec# | Check Date | Amount | |
|----------|------|----------|----------|-------------------------------------|------------|--|---------------|----------|-----------|------------|----------|--------------|
| 10E003 | 2410 | 33-- | -- | ----- | | | | | | | | |
| 10E003 | 2410 | 3--- | -- | ----- | | **Accumulated Detail History for Subtotal Break | | | | | 62.37 | |
| 10E003 | 2410 | 3--- | -- | ----- | | | | | | | | |
| <hr/> | | | | | | | | | | | | |
| 10E004 | 1102 | 3200 | 00 | 000000 | | | | | | | | |
| 11/07/17 | AP | | DA-11 | INTERSTATE ELECTRONICS | 1031800005 | service call to update junior high bell schedule | 73901 | 11/01/17 | | | 420.00 | |
| | | | | | | November | | | | | 420.00 | |
| | | | | | | *10E004 1102 3200 00 000000 | | | | | 420.00 | |
| | | | | | | *Accounts Payable | | | | | 420.00 | |
| | | 4,500.00 | Budgeted | 420.00 | Spent | 4,080.00 | Left | % 9.33 | 0.00 | Open Po | 4,080.00 | Unencumbered |
| 10E004 | 1102 | 3200 | -- | ----- | | **Accumulated Detail History for Subtotal Break | | | | | 420.00 | |
| 10E004 | 1102 | 3200 | -- | ----- | | | | | | | | |
| 10E004 | 1102 | 320- | -- | ----- | | **Accumulated Detail History for Subtotal Break | | | | | 420.00 | |
| 10E004 | 1102 | 320- | -- | ----- | | | | | | | | |
| 10E004 | 1102 | 32-- | -- | ----- | | **Accumulated Detail History for Subtotal Break | | | | | 420.00 | |
| 10E004 | 1102 | 32-- | -- | ----- | | | | | | | | |
| <hr/> | | | | | | | | | | | | |
| 10E004 | 1102 | 3320 | 00 | 000000 | | | | | | | | |
| 11/07/17 | AP | | DA-11 | SUZANNE ISDONAS | 0 | ROUND TRIP TRAIN FARE FOR PBIS CONFERENCE | NOV 2017 | 11/01/17 | | | 14.00 | |
| | | | | | | November | | | | | 14.00 | |
| | | | | | | *10E004 1102 3320 00 000000 | | | | | 14.00 | |
| | | | | | | *Accounts Payable | | | | | 14.00 | |
| | | 1,000.00 | Budgeted | 122.01 | Spent | 877.99 | Left | % 12.20 | 0.00 | Open Po | 877.99 | Unencumbered |
| 10E004 | 1102 | 3320 | -- | ----- | | **Accumulated Detail History for Subtotal Break | | | | | 14.00 | |
| 10E004 | 1102 | 3320 | -- | ----- | | | | | | | | |
| 10E004 | 1102 | 332- | -- | ----- | | **Accumulated Detail History for Subtotal Break | | | | | 14.00 | |
| 10E004 | 1102 | 332- | -- | ----- | | | | | | | | |
| 10E004 | 1102 | 33-- | -- | ----- | | **Accumulated Detail History for Subtotal Break | | | | | 14.00 | |
| 10E004 | 1102 | 33-- | -- | ----- | | | | | | | | |
| 10E004 | 1102 | 3--- | -- | ----- | | **Accumulated Detail History for Subtotal Break | | | | | 434.00 | |
| 10E004 | 1102 | 3--- | -- | ----- | | | | | | | | |
| <hr/> | | | | | | | | | | | | |
| 10E004 | 1102 | 4100 | 00 | 000000 | | | | | | | | |
| 11/07/17 | AP | | DA-11 | SUZANNE ISDONAS | 0 | INCENTIVES/REWARDS FOR STUDENTS | NOVEMBER 2017 | 11/01/17 | | | 24.62 | |
| 11/07/17 | AP | | DA-11 | ANDREA ELISA RAMOS-ESPINOSA, MRS | 0 | ITEMS FOR NATIONAL JUNIOR HONOR SOCIETY INDUCTION | NOV 2017 | 11/01/17 | | | 124.11 | |

10

FDTLOC FUNC OBJ SJ SOURCE

10E004 1102 4100 00 000000 (continued)

| Date | Src | Sub | Batch | Vendor Name/Ref | PO#/Line# | Description | Inv#/Desc2 | Inv Date | Chk#/Rec# | Check Date | Amount |
|----------------------------|-----|-----|-------|------------------------|----------------|--|------------|------------------|------------------------|------------|----------|
| 11/07/17 | AP | | DA-11 | KIMBERLY KLAPPAUF, MRS | 0 | CEREMONY SUPPLIES FOR RED RIBBON WEEK: COOKIES FOR TEAM BUILDING EXERCISE | NOV 2017 | 11/01/17 | | | 34.97 |
| 11/07/17 | AP | | DA-11 | KAREN LEADER | 0 | SUPPLIES FOR ART CLASSES | NOV 2017 | 11/01/17 | | | 317.88 |
| 11/07/17 | AP | | DA-11 | WAREHOUSE DIRECT | 1031800010 | replenish office/building supplies November | 3662700-0 | 11/01/17 | | | 2,073.85 |
| | | | | | | *10E004 1102 4100 00 000000 | | | | | 2,575.43 |
| | | | | | | *Accounts Payable | | | | | 2,575.43 |
| | | | | 15,000.00 Budgeted | 9,309.36 Spent | 5,690.64 Left | % 62.06 | 519.12 Open Po | 5,171.52 Unencumbered | | |
| 10E004 1102 4100 -- | | | | | | **Accumulated Detail History for Subtotal Break | | | | | 2,575.43 |
| 10E004 1102 4100 -- | | | | | | **Accumulated Detail History for Subtotal Break | | | | | 2,575.43 |
| 10E004 1102 410- -- | | | | | | **Accumulated Detail History for Subtotal Break | | | | | 2,575.43 |
| 10E004 1102 410- -- | | | | | | **Accumulated Detail History for Subtotal Break | | | | | 2,575.43 |
| 10E004 1102 41-- -- | | | | | | **Accumulated Detail History for Subtotal Break | | | | | 2,575.43 |
| 10E004 1102 41-- -- | | | | | | **Accumulated Detail History for Subtotal Break | | | | | 2,575.43 |
| <hr/> | | | | | | | | | | | |
| 10E004 1102 4200 00 000000 | | | | | | *10E004 1102 4200 00 000000 | | | | | 0.00 |
| | | | | 35,000.00 Budgeted | 7,002.98 Spent | 27,997.02 Left | % 20.01 | 6,715.80 Open Po | 21,281.22 Unencumbered | | |
| 10E004 1102 4200 -- | | | | | | **Accumulated Detail History for Subtotal Break | | | | | 0.00 |
| 10E004 1102 4200 -- | | | | | | **Accumulated Detail History for Subtotal Break | | | | | 0.00 |
| 10E004 1102 420- -- | | | | | | **Accumulated Detail History for Subtotal Break | | | | | 0.00 |
| 10E004 1102 420- -- | | | | | | **Accumulated Detail History for Subtotal Break | | | | | 0.00 |
| 10E004 1102 42-- -- | | | | | | **Accumulated Detail History for Subtotal Break | | | | | 0.00 |
| 10E004 1102 42-- -- | | | | | | **Accumulated Detail History for Subtotal Break | | | | | 0.00 |
| 10E004 1102 4--- -- | | | | | | **Accumulated Detail History for Subtotal Break | | | | | 2,575.43 |
| 10E004 1102 4--- -- | | | | | | **Accumulated Detail History for Subtotal Break | | | | | 2,575.43 |
| <hr/> | | | | | | | | | | | |
| 10E004 1500 3190 00 000000 | | | | | | | | | | | |
| 11/03/17 | AP | | DD-11 | CLARENCE M HAMBRICK | 0 | BASKETBALL GAME OFFICIAL ON 10/30/2017 | 10/30/2017 | 11/03/17 | 90581 | 11/03/17 | 75.00 |
| 11/03/17 | AP | | DD-11 | JOHN DAVIS | 0 | BASKETBALL GAME OFFICIAL ON 10/30/2017 | 10/30/2017 | 11/03/17 | 90580 | 11/03/17 | 75.00 |
| | | | | | | November | | | | | 150.00 |
| | | | | | | *10E004 1500 3190 00 000000 | | | | | 150.00 |
| | | | | | | *Accounts Payable | | | | | 150.00 |

FDTLOC FUNC OBJ SJ SOURCE

10E004 1500 3190 00 000000 (continued)

| Date | Src | Sub | Batch | Vendor Name/Ref | PO#/Line# | Description | Inv#/Desc2 | Inv Date | Chk#/Rec# | Check Date | Amount |
|---------------------|-----------|-----|----------|-----------------|-----------|---|------------|--------------|-----------|--------------|--------|
| | 10,500.00 | | Budgeted | 3,370.00 Spent | | 7,130.00 Left | % 32.10 | 0.00 Open Po | 7,130.00 | Unencumbered | |
| 10E004 1500 3190 -- | | | | | | **Accumulated Detail History for Subtotal Break | | | | | 150.00 |
| 10E004 1500 3190 -- | | | | | | **Accumulated Detail History for Subtotal Break | | | | | 150.00 |
| 10E004 1500 319- -- | | | | | | **Accumulated Detail History for Subtotal Break | | | | | 150.00 |
| 10E004 1500 319- -- | | | | | | **Accumulated Detail History for Subtotal Break | | | | | 150.00 |
| 10E004 1500 31-- -- | | | | | | **Accumulated Detail History for Subtotal Break | | | | | 150.00 |
| 10E004 1500 31-- -- | | | | | | **Accumulated Detail History for Subtotal Break | | | | | 150.00 |
| 10E004 1500 3--- -- | | | | | | **Accumulated Detail History for Subtotal Break | | | | | 150.00 |
| 10E004 1500 3--- -- | | | | | | **Accumulated Detail History for Subtotal Break | | | | | 150.00 |

10E004 1500 4110 00 000000

| | | | | | | | | | | | |
|---------------------|-----------|--|----------|----------------|--|---|---------|------------------|----------|--------------|------|
| | 10,000.00 | | Budgeted | 4,457.71 Spent | | 5,542.29 Left | % 44.58 | 1,825.00 Open Po | 3,717.29 | Unencumbered | 0.00 |
| 10E004 1500 4110 -- | | | | | | **Accumulated Detail History for Subtotal Break | | | | | 0.00 |
| 10E004 1500 4110 -- | | | | | | **Accumulated Detail History for Subtotal Break | | | | | 0.00 |
| 10E004 1500 411- -- | | | | | | **Accumulated Detail History for Subtotal Break | | | | | 0.00 |
| 10E004 1500 411- -- | | | | | | **Accumulated Detail History for Subtotal Break | | | | | 0.00 |
| 10E004 1500 41-- -- | | | | | | **Accumulated Detail History for Subtotal Break | | | | | 0.00 |
| 10E004 1500 41-- -- | | | | | | **Accumulated Detail History for Subtotal Break | | | | | 0.00 |
| 10E004 1500 4--- -- | | | | | | **Accumulated Detail History for Subtotal Break | | | | | 0.00 |
| 10E004 1500 4--- -- | | | | | | **Accumulated Detail History for Subtotal Break | | | | | 0.00 |

10E004 2220 4300 00 000000

| | | | | | | | | | | | |
|---------------------|----------|--|----------|--------------|--|---|---------|----------------|--------|--------------|------|
| | 1,500.00 | | Budgeted | 537.91 Spent | | 962.09 Left | % 35.86 | 446.37 Open Po | 515.72 | Unencumbered | 0.00 |
| 10E004 2220 4300 -- | | | | | | **Accumulated Detail History for Subtotal Break | | | | | 0.00 |
| 10E004 2220 4300 -- | | | | | | **Accumulated Detail History for Subtotal Break | | | | | 0.00 |
| 10E004 2220 430- -- | | | | | | **Accumulated Detail History for Subtotal Break | | | | | 0.00 |
| 10E004 2220 430- -- | | | | | | **Accumulated Detail History for Subtotal Break | | | | | 0.00 |
| 10E004 2220 43-- -- | | | | | | **Accumulated Detail History for Subtotal Break | | | | | 0.00 |
| 10E004 2220 43-- -- | | | | | | **Accumulated Detail History for Subtotal Break | | | | | 0.00 |
| 10E004 2220 4--- -- | | | | | | **Accumulated Detail History for Subtotal Break | | | | | 0.00 |
| 10E004 2220 4--- -- | | | | | | **Accumulated Detail History for Subtotal Break | | | | | 0.00 |

10E004 2410 3320 00 000000

| | | | | | | | | | | | |
|----------|----|--|-------|------------------|---|-----------------------------------|------------|----------|--|--|--------|
| 11/07/17 | AP | | DA-11 | VERIZON WIRELESS | 0 | DISTRICT ADMIN/OFFICE CELL PHONES | 9794003704 | 11/01/17 | | | 131.20 |
| | | | | | | November | | | | | 131.20 |

FDTLOC FUNC OBJ SJ SOURCE

10E004 2410 3320 00 000000 (continued)

| Date | Src | Sub | Batch | Vendor Name/Ref | PO#/Line# | Description | Inv#/Desc2 | Inv Date | Chk#/Rec# | Check Date | Amount |
|---------------------|-----|-----|-------------------|-----------------|-----------|---|------------|--------------|-----------|-----------------------|--------|
| | | | | | | *10E004 2410 3320 00 000000 | | | | | 131.20 |
| | | | | | | *Accounts Payable | | | | | 131.20 |
| | | | 2,500.00 Budgeted | 632.24 Spent | | 1,867.76 Left | % 25.29 | 0.00 Open Po | | 1,867.76 Unencumbered | |
| 10E004 2410 3320 -- | | | | | | **Accumulated Detail History for Subtotal Break | | | | | 131.20 |
| 10E004 2410 3320 -- | | | | | | **Accumulated Detail History for Subtotal Break | | | | | 131.20 |
| 10E004 2410 332- -- | | | | | | **Accumulated Detail History for Subtotal Break | | | | | 131.20 |
| 10E004 2410 332- -- | | | | | | **Accumulated Detail History for Subtotal Break | | | | | 131.20 |
| 10E004 2410 33-- -- | | | | | | **Accumulated Detail History for Subtotal Break | | | | | 131.20 |
| 10E004 2410 33-- -- | | | | | | **Accumulated Detail History for Subtotal Break | | | | | 131.20 |
| 10E004 2410 3--- -- | | | | | | **Accumulated Detail History for Subtotal Break | | | | | 131.20 |
| 10E004 2410 3--- -- | | | | | | **Accumulated Detail History for Subtotal Break | | | | | 131.20 |

10E005 2660 3120 00 000000

| | | | | | | | | | | | |
|---------------------|----|--|-------------------|-------------------|---|---|-----------------|--------------|--|-----------------------|--------|
| 11/07/17 | AP | | DA-11 | JACOB A SMITH, MR | 0 | MILEAGE REIMBURSEMENT FOR | JULY - OCT 2017 | 11/01/17 | | | 230.11 |
| | | | | | | SCHOOL LEADERSHIP, AMPLIFIED, | | | | | |
| | | | | | | TECH-CON, SKYWARD CONFERENCE | | | | | |
| | | | | | | November | | | | | 230.11 |
| | | | | | | *10E005 2660 3120 00 000000 | | | | | 230.11 |
| | | | | | | *Accounts Payable | | | | | 230.11 |
| | | | 2,500.00 Budgeted | 230.11 Spent | | 2,269.89 Left | % 9.20 | 0.00 Open Po | | 2,269.89 Unencumbered | |
| 10E005 2660 3120 -- | | | | | | **Accumulated Detail History for Subtotal Break | | | | | 230.11 |
| 10E005 2660 3120 -- | | | | | | **Accumulated Detail History for Subtotal Break | | | | | 230.11 |
| 10E005 2660 312- -- | | | | | | **Accumulated Detail History for Subtotal Break | | | | | 230.11 |
| 10E005 2660 312- -- | | | | | | **Accumulated Detail History for Subtotal Break | | | | | 230.11 |
| 10E005 2660 31-- -- | | | | | | **Accumulated Detail History for Subtotal Break | | | | | 230.11 |
| 10E005 2660 31-- -- | | | | | | **Accumulated Detail History for Subtotal Break | | | | | 230.11 |

10E005 2660 3250 00 000000

| | | | | | | | | | | | |
|---------------------|--|--|---------------------|------------------|--|---|---------|-------------------|--|-------------------------|--------|
| | | | | | | *10E005 2660 3250 00 000000 | | | | | 0.00 |
| | | | 216,000.00 Budgeted | 215,779.55 Spent | | 220.45 Left | % 99.90 | 76,209.66 Open Po | | -75,989.21 Unencumbered | |
| 10E005 2660 3250 -- | | | | | | **Accumulated Detail History for Subtotal Break | | | | | 0.00 |
| 10E005 2660 3250 -- | | | | | | **Accumulated Detail History for Subtotal Break | | | | | 0.00 |
| 10E005 2660 325- -- | | | | | | **Accumulated Detail History for Subtotal Break | | | | | 0.00 |
| 10E005 2660 325- -- | | | | | | **Accumulated Detail History for Subtotal Break | | | | | 0.00 |
| 10E005 2660 32-- -- | | | | | | **Accumulated Detail History for Subtotal Break | | | | | 0.00 |
| 10E005 2660 32-- -- | | | | | | **Accumulated Detail History for Subtotal Break | | | | | 0.00 |
| 10E005 2660 3--- -- | | | | | | **Accumulated Detail History for Subtotal Break | | | | | 230.11 |
| 10E005 2660 3--- -- | | | | | | **Accumulated Detail History for Subtotal Break | | | | | 230.11 |

FDTLOC FUNC OBJ SJ SOURCE

| Date | Src | Sub | Batch | Vendor Name/Ref | PO#/Line# | Description | Inv#/Desc2 | Inv Date | Chk#/Rec# | Check Date | Amount | |
|----------|------|-----------|----------|-----------------|------------|---|------------|----------|-----------|------------|-----------|--------------|
| 10E005 | 2660 | 4100 | 00 | 000000 | | | | | | | | |
| 11/07/17 | AP | | DA-11 | APPLE, INC | 1081800035 | Apples iPads for Early Start November | 4463182892 | 11/01/17 | | | 595.91 | |
| | | | | | | *10E005 2660 4100 00 000000 | | | | | 595.91 | |
| | | | | | | *Accounts Payable | | | | | 595.91 | |
| | | 50,000.00 | Budgeted | 5,465.35 | Spent | 44,534.65 | Left | % 10.93 | 0.00 | Open Po | 44,534.65 | Unencumbered |
| 10E005 | 2660 | 4100 | -- | ----- | | **Accumulated Detail History for Subtotal Break | | | | | 595.91 | |
| 10E005 | 2660 | 4100 | -- | ----- | | **Accumulated Detail History for Subtotal Break | | | | | 595.91 | |
| 10E005 | 2660 | 410- | -- | ----- | | **Accumulated Detail History for Subtotal Break | | | | | 595.91 | |
| 10E005 | 2660 | 410- | -- | ----- | | **Accumulated Detail History for Subtotal Break | | | | | 595.91 | |
| 10E005 | 2660 | 41-- | -- | ----- | | **Accumulated Detail History for Subtotal Break | | | | | 595.91 | |
| 10E005 | 2660 | 41-- | -- | ----- | | **Accumulated Detail History for Subtotal Break | | | | | 595.91 | |
| 10E005 | 2660 | 4--- | -- | ----- | | **Accumulated Detail History for Subtotal Break | | | | | 595.91 | |
| 10E005 | 2660 | 4--- | -- | ----- | | **Accumulated Detail History for Subtotal Break | | | | | 595.91 | |

| | | | | | | | | | | | |
|----------|------|------|-------|---|---|---|--------------|----------|--|--|----------|
| 10E010 | 1200 | 3000 | 00 | 000000 | | | | | | | |
| 11/07/17 | AP | | DA-11 | LINCOLN-WAY AREA SP ED | 0 | PURCHASED SERVICES | OCTOBER 2017 | 11/01/17 | | | 1,049.40 |
| 11/07/17 | AP | | DA-11 | KELLIE DOUBEK | 0 | PROF DEV: "ANALYZING DATA & DETERMINING ADEQUATE PROGRESS" 08/22/17 | 590 | 11/01/17 | | | 1,000.00 |
| 11/07/17 | AP | | DA-11 | KELLIE DOUBEK | 0 | PROF DEV: "LITERACY SUPPORT IN... INTERVENTION" - 6 DAYS IN OCTOBER 2017 | 599 | 11/01/17 | | | 9,000.00 |
| 11/07/17 | AP | | DA-11 | OMNI THERAPEUTICS, INC | 0 | SEP 2017 PHYSICAL THERAPIST SERVICES - J. BRADY - 25 HOURS | SEP 2017 | 11/01/17 | | | 1,725.00 |
| 11/07/17 | AP | | DA-11 | HELPING SMALL HANDS DO BIG THINGS, LLC | 0 | OCT 2017 OCCUPATIONAL THERAPY SERVICES | 1002 | 11/01/17 | | | 2,610.00 |
| 11/07/17 | AP | | DA-11 | AUTISM HOME SUPPORT SERV | 0 | OCT 2017 BCBA SERVICES | 1023451 | 11/01/17 | | | 1,800.00 |
| 11/07/17 | AP | | DA-11 | EDU HEALTHCARE LLC | 0 | SCHOOL PSYCHOLOGIST SERVICES FOR MOKENA 159 - C. HARRIS-SMITH (10/02-10/06) | 15917 | 11/01/17 | | | 2,730.00 |
| 11/07/17 | AP | | DA-11 | EDU HEALTHCARE LLC | 0 | SCHOOL PSYCHOLOGIST SERVICES FOR MOKENA 159 - C. HARRIS-SMITH - (10/10-10/13) | 16014 | 11/01/17 | | | 2,117.50 |
| 11/07/17 | AP | | DA-11 | EDU HEALTHCARE LLC | 0 | SCHOOL PSYCHOLOGIST SERVICES FOR MOKENA 159 - C. HARRIS-SMITH (10/16-10/20) | 16129 | 11/01/17 | | | 2,695.00 |
| 11/07/17 | AP | | DA-11 | EDU HEALTHCARE LLC | 0 | SCHOOL PSYCHOLOGIST SERVICES | 16230 | 11/01/17 | | | 1,627.50 |

20

FDTLOC FUNC OBJ SJ SOURCE

10E010 1200 3000 00 000000 (continued)

| Date | Src | Sub | Batch | Vendor Name/Ref | PO#/Line# | Description | Inv#/Desc2 | Inv Date | Chk#/Rec# | Check Date | Amount | |
|---------------------|-----|------------|----------|------------------------------------|-----------|---|---------------|----------|-----------|------------|------------|--------------|
| | | | | | | FOR MOKENA 159 - C. HARRIS-SMITH (10/23-10/25) | | | | | | |
| 11/07/17 | AP | | DA-11 | WITHIN REACH THERAPY SERVICES, LLC | 0 | OCT 2017 OCCUPATIONAL THERAPY SERVICES | 2018010 | 11/01/17 | | | 10,290.00 | |
| 11/07/17 | AP | | DA-11 | LINCOLN-WAY AREA SP ED | 0 | PURCHASED SERVICES (SPEECH) | NOVEMBER 2017 | 11/01/17 | | | 524.70 | |
| | | | | | | November | | | | | 37,169.10 | |
| | | | | | | *10E010 1200 3000 00 000000 | | | | | 37,169.10 | |
| | | | | | | *Accounts Payable | | | | | 37,169.10 | |
| | | 293,800.00 | Budgeted | 76,517.68 | Spent | 217,282.32 | Left | % 26.04 | 0.00 | Open Po | 217,282.32 | Unencumbered |
| 10E010 1200 3000 -- | | | | | | **Accumulated Detail History for Subtotal Break | | | | | 37,169.10 | |
| 10E010 1200 3000 -- | | | | | | **Accumulated Detail History for Subtotal Break | | | | | 37,169.10 | |
| 10E010 1200 300- -- | | | | | | **Accumulated Detail History for Subtotal Break | | | | | 37,169.10 | |
| 10E010 1200 300- -- | | | | | | **Accumulated Detail History for Subtotal Break | | | | | 37,169.10 | |
| 10E010 1200 30-- -- | | | | | | **Accumulated Detail History for Subtotal Break | | | | | 37,169.10 | |
| 10E010 1200 30-- -- | | | | | | **Accumulated Detail History for Subtotal Break | | | | | 37,169.10 | |

10E010 1200 3320 00 000000

| | | | | | | | | | | | | |
|---------------------|----|----------|----------|------------------|-------|---|------------|----------|------|---------|-----------|--------------|
| 11/07/17 | AP | | DA-11 | VERIZON WIRELESS | 0 | DISTRICT ADMIN/OFFICE CELL PHONES | 9794003704 | 11/01/17 | | | 61.23 | |
| | | | | | | November | | | | | 61.23 | |
| | | | | | | *10E010 1200 3320 00 000000 | | | | | 61.23 | |
| | | | | | | *Accounts Payable | | | | | 61.23 | |
| | | 2,200.00 | Budgeted | 244.62 | Spent | 1,955.38 | Left | % 11.12 | 0.00 | Open Po | 1,955.38 | Unencumbered |
| 10E010 1200 3320 -- | | | | | | **Accumulated Detail History for Subtotal Break | | | | | 61.23 | |
| 10E010 1200 3320 -- | | | | | | **Accumulated Detail History for Subtotal Break | | | | | 61.23 | |
| 10E010 1200 332- -- | | | | | | **Accumulated Detail History for Subtotal Break | | | | | 61.23 | |
| 10E010 1200 332- -- | | | | | | **Accumulated Detail History for Subtotal Break | | | | | 61.23 | |
| 10E010 1200 33-- -- | | | | | | **Accumulated Detail History for Subtotal Break | | | | | 61.23 | |
| 10E010 1200 33-- -- | | | | | | **Accumulated Detail History for Subtotal Break | | | | | 61.23 | |
| 10E010 1200 3--- -- | | | | | | **Accumulated Detail History for Subtotal Break | | | | | 37,230.33 | |
| 10E010 1200 3--- -- | | | | | | **Accumulated Detail History for Subtotal Break | | | | | 37,230.33 | |

10E010 1200 6400 00 000000

| | | | | | | | | | | | |
|----------|----|--|-------|---------------------------|---|---|-------------|----------|--|--|--------|
| 11/07/17 | AP | | DA-11 | CRISIS PREVENTION INSTITU | 0 | ANNUAL MEMBERSHIP FEE - C. BIDINGER 08/29/2017 - 08/28/2018 | IUSI0098124 | 11/01/17 | | | 150.00 |
| | | | | | | November | | | | | 150.00 |
| | | | | | | *10E010 1200 6400 00 000000 | | | | | 150.00 |

FDTLOC FUNC OBJ SJ SOURCE

10E010 1200 6400 00 000000 (continued)

| Date | Src | Sub | Batch | Vendor Name/Ref | PO#/Line# | Description | Inv#/Desc2 | Inv Date | Chk#/Rec# | Check Date | Amount |
|--------|------|------|-------------------|-----------------|-----------|---|------------|--------------|-----------|--------------|--------|
| | | | | | | *Accounts Payable | | | | | 150.00 |
| | | | 4,000.00 Budgeted | 394.00 Spent | | 3,606.00 Left | % 9.85 | 0.00 Open Po | 3,606.00 | Unencumbered | |
| 10E010 | 1200 | 6400 | -- | ----- | | **Accumulated Detail History for Subtotal Break | | | | | 150.00 |
| 10E010 | 1200 | 6400 | -- | ----- | | **Accumulated Detail History for Subtotal Break | | | | | 150.00 |
| 10E010 | 1200 | 640- | -- | ----- | | **Accumulated Detail History for Subtotal Break | | | | | 150.00 |
| 10E010 | 1200 | 640- | -- | ----- | | **Accumulated Detail History for Subtotal Break | | | | | 150.00 |
| 10E010 | 1200 | 64-- | -- | ----- | | **Accumulated Detail History for Subtotal Break | | | | | 150.00 |
| 10E010 | 1200 | 64-- | -- | ----- | | **Accumulated Detail History for Subtotal Break | | | | | 150.00 |
| 10E010 | 1200 | 6--- | -- | ----- | | **Accumulated Detail History for Subtotal Break | | | | | 150.00 |
| 10E010 | 1200 | 6--- | -- | ----- | | **Accumulated Detail History for Subtotal Break | | | | | 150.00 |

10E010 4120 3110 00 000000

| | | | | | | | | | | | |
|----------|------|------|--------------------|------------------------|---|---|---------------|--------------|----------|--------------|----------|
| 11/07/17 | AP | | DA-11 | LINCOLN-WAY AREA SP ED | 0 | ADMINISTRATIVE SUPPORT | OCTOBER 2017 | 11/01/17 | | | 2,202.70 |
| 11/07/17 | AP | | DA-11 | LINCOLN-WAY AREA SP ED | 0 | ADMINISTRATIVE SUPPORT | NOVEMBER 2017 | 11/01/17 | | | 2,202.70 |
| | | | | | | November | | | | | 4,405.40 |
| | | | | | | *10E010 4120 3110 00 000000 | | | | | 4,405.40 |
| | | | | | | *Accounts Payable | | | | | 4,405.40 |
| | | | 22,027.00 Budgeted | 15,418.90 Spent | | 6,608.10 Left | % 70.00 | 0.00 Open Po | 6,608.10 | Unencumbered | |
| 10E010 | 4120 | 3110 | -- | ----- | | **Accumulated Detail History for Subtotal Break | | | | | 4,405.40 |
| 10E010 | 4120 | 3110 | -- | ----- | | **Accumulated Detail History for Subtotal Break | | | | | 4,405.40 |
| 10E010 | 4120 | 311- | -- | ----- | | **Accumulated Detail History for Subtotal Break | | | | | 4,405.40 |
| 10E010 | 4120 | 311- | -- | ----- | | **Accumulated Detail History for Subtotal Break | | | | | 4,405.40 |
| 10E010 | 4120 | 31-- | -- | ----- | | **Accumulated Detail History for Subtotal Break | | | | | 4,405.40 |
| 10E010 | 4120 | 31-- | -- | ----- | | **Accumulated Detail History for Subtotal Break | | | | | 4,405.40 |
| 10E010 | 4120 | 3--- | -- | ----- | | **Accumulated Detail History for Subtotal Break | | | | | 4,405.40 |
| 10E010 | 4120 | 3--- | -- | ----- | | **Accumulated Detail History for Subtotal Break | | | | | 4,405.40 |

10E010 4122 3040 00 000000

| | | | | | | | | | | | |
|----------|------|------|---------------------|------------------------|---|---|---------------|--------------|------------|--------------|-----------|
| 11/07/17 | AP | | DA-11 | LINCOLN-WAY AREA SP ED | 0 | MULTI-NEEDS/AUTISM | OCTOBER 2017 | 11/01/17 | | | 39,840.10 |
| 11/07/17 | AP | | DA-11 | LINCOLN-WAY AREA SP ED | 0 | MULTI-NEEDS/AUTISM | NOVEMBER 2017 | 11/01/17 | | | 48,027.35 |
| | | | | | | November | | | | | 87,867.45 |
| | | | | | | *10E010 4122 3040 00 000000 | | | | | 87,867.45 |
| | | | | | | *Accounts Payable | | | | | 87,867.45 |
| | | | 519,148.00 Budgeted | 311,217.35 Spent | | 207,930.65 Left | % 59.95 | 0.00 Open Po | 207,930.65 | Unencumbered | |
| 10E010 | 4122 | 3040 | -- | ----- | | **Accumulated Detail History for Subtotal Break | | | | | 87,867.45 |
| 10E010 | 4122 | 3040 | -- | ----- | | **Accumulated Detail History for Subtotal Break | | | | | 87,867.45 |
| 10E010 | 4122 | 304- | -- | ----- | | **Accumulated Detail History for Subtotal Break | | | | | 87,867.45 |
| 10E010 | 4122 | 304- | -- | ----- | | **Accumulated Detail History for Subtotal Break | | | | | 87,867.45 |

22

FDTLOC FUNC OBJ SJ SOURCE

| Date | Src | Sub | Batch | Vendor Name/Ref | PO#/Line# | Description | Inv#/Desc2 | Inv Date | Chk#/Rec# | Check Date | Amount | |
|----------|------|------------|----------|------------------------|-----------|---|---------------|----------|-----------|------------|------------|--------------|
| 10E010 | 4122 | 3050 | 00 | 000000 | | | | | | | | |
| 11/07/17 | AP | | DA-11 | LINCOLN-WAY AREA SP ED | 0 | ACCESS PROGRAM COST | OCTOBER 2017 | 11/01/17 | | | 24,160.50 | |
| 11/07/17 | AP | | DA-11 | LINCOLN-WAY AREA SP ED | 0 | ACCESS PROGRAM COST | NOVEMBER 2017 | 11/01/17 | | | 16,634.00 | |
| | | | | | | November | | | | | 40,794.50 | |
| | | | | | | *10E010 4122 3050 00 000000 | | | | | 40,794.50 | |
| | | | | | | *Accounts Payable | | | | | 40,794.50 | |
| | | 245,832.00 | Budgeted | 161,642.40 | Spent | 84,189.60 | Left | % 65.75 | 0.00 | Open Po | 84,189.60 | Unencumbered |
| 10E010 | 4122 | 3050 | -- | ----- | | **Accumulated Detail History for Subtotal Break | | | | | 40,794.50 | |
| 10E010 | 4122 | 3050 | -- | ----- | | | | | | | | |
| 10E010 | 4122 | 305- | -- | ----- | | **Accumulated Detail History for Subtotal Break | | | | | 40,794.50 | |
| 10E010 | 4122 | 305- | -- | ----- | | | | | | | | |
| 10E010 | 4122 | 3070 | 00 | 000000 | | | | | | | | |
| 11/07/17 | AP | | DA-11 | LINCOLN-WAY AREA SP ED | 0 | SELF PROGRAM COSTS | OCTOBER 2017 | 11/01/17 | | | 12,021.70 | |
| 11/07/17 | AP | | DA-11 | LINCOLN-WAY AREA SP ED | 0 | SELF PROGRAM COST | NOVEMBER 2017 | 11/01/17 | | | 16,755.45 | |
| | | | | | | November | | | | | 28,777.15 | |
| | | | | | | *10E010 4122 3070 00 000000 | | | | | 28,777.15 | |
| | | | | | | *Accounts Payable | | | | | 28,777.15 | |
| | | 130,068.00 | Budgeted | 87,255.85 | Spent | 42,812.15 | Left | % 67.08 | 0.00 | Open Po | 42,812.15 | Unencumbered |
| 10E010 | 4122 | 3070 | -- | ----- | | **Accumulated Detail History for Subtotal Break | | | | | 28,777.15 | |
| 10E010 | 4122 | 3070 | -- | ----- | | | | | | | | |
| 10E010 | 4122 | 307- | -- | ----- | | **Accumulated Detail History for Subtotal Break | | | | | 28,777.15 | |
| 10E010 | 4122 | 307- | -- | ----- | | | | | | | | |
| 10E010 | 4122 | 30-- | -- | ----- | | **Accumulated Detail History for Subtotal Break | | | | | 157,439.10 | |
| 10E010 | 4122 | 30-- | -- | ----- | | | | | | | | |
| 10E010 | 4122 | 3--- | -- | ----- | | **Accumulated Detail History for Subtotal Break | | | | | 157,439.10 | |
| 10E010 | 4122 | 3--- | -- | ----- | | | | | | | | |
| 10E010 | 4123 | 3000 | 00 | 000000 | | | | | | | | |
| 11/07/17 | AP | | DA-11 | LINCOLN-WAY AREA SP ED | 0 | HEARING ITINERANT | OCTOBER 2017 | 11/01/17 | | | 576.90 | |
| 11/07/17 | AP | | DA-11 | LINCOLN-WAY AREA SP ED | 0 | HEARING ITINERANT | NOVEMBER 2017 | 11/01/17 | | | 423.53 | |
| | | | | | | November | | | | | 1,000.43 | |
| | | | | | | *10E010 4123 3000 00 000000 | | | | | 1,000.43 | |
| | | | | | | *Accounts Payable | | | | | 1,000.43 | |
| | | 3,849.00 | Budgeted | 2,924.03 | Spent | 924.97 | Left | % 75.97 | 0.00 | Open Po | 924.97 | Unencumbered |
| 10E010 | 4123 | 3000 | -- | ----- | | **Accumulated Detail History for Subtotal Break | | | | | 1,000.43 | |
| 10E010 | 4123 | 3000 | -- | ----- | | | | | | | | |
| 10E010 | 4123 | 300- | -- | ----- | | **Accumulated Detail History for Subtotal Break | | | | | 1,000.43 | |
| 10E010 | 4123 | 300- | -- | ----- | | | | | | | | |

23

FDTLOC FUNC OBJ SJ SOURCE

| Date | Src | Sub | Batch | Vendor Name/Ref | PO#/Line# | Description | Inv#/Desc2 | Inv Date | Chk#/Rec# | Check Date | Amount | |
|----------------------------|-----|-----------|----------|------------------------|-----------|---|---------------|----------|-----------|------------|-----------|--------------|
| 10E010 4123 3010 00 000000 | | | | | | | | | | | | |
| 11/07/17 | AP | | DA-11 | LINCOLN-WAY AREA SP ED | 0 | VISION ITINERANT | OCTOBER 2017 | 11/01/17 | | | 3,252.40 | |
| 11/07/17 | AP | | DA-11 | LINCOLN-WAY AREA SP ED | 0 | VISION ITINERANT | NOVEMBER 2017 | 11/01/17 | | | 3,252.40 | |
| | | | | | | November | | | | | 6,504.80 | |
| | | | | | | *10E010 4123 3010 00 000000 | | | | | 6,504.80 | |
| | | | | | | *Accounts Payable | | | | | 6,504.80 | |
| | | 32,563.00 | Budgeted | 22,774.60 | Spent | 9,788.40 | Left | % 69.94 | 0.00 | Open Po | 9,788.40 | Unencumbered |
| 10E010 4123 3010 -- ----- | | | | | | **Accumulated Detail History for Subtotal Break | | | | | 6,504.80 | |
| 10E010 4123 3010 -- ----- | | | | | | | | | | | | |
| 10E010 4123 301- -- ----- | | | | | | **Accumulated Detail History for Subtotal Break | | | | | 6,504.80 | |
| 10E010 4123 301- -- ----- | | | | | | | | | | | | |
| 10E010 4123 3030 00 000000 | | | | | | | | | | | | |
| 11/07/17 | AP | | DA-11 | LINCOLN-WAY AREA SP ED | 0 | ORIENTATION AND MOBILITY | OCTOBER 2017 | 11/01/17 | | | 629.00 | |
| 11/07/17 | AP | | DA-11 | LINCOLN-WAY AREA SP ED | 0 | ORIENTATION AND MOBILITY | NOVEMBER 2017 | 11/01/17 | | | 629.00 | |
| | | | | | | November | | | | | 1,258.00 | |
| | | | | | | *10E010 4123 3030 00 000000 | | | | | 1,258.00 | |
| | | | | | | *Accounts Payable | | | | | 1,258.00 | |
| | | 1,327.00 | Budgeted | 1,920.90 | Spent | -593.90 | Left | % 144.76 | 0.00 | Open Po | -593.90 | Unencumbered |
| 10E010 4123 3030 -- ----- | | | | | | **Accumulated Detail History for Subtotal Break | | | | | 1,258.00 | |
| 10E010 4123 3030 -- ----- | | | | | | | | | | | | |
| 10E010 4123 303- -- ----- | | | | | | **Accumulated Detail History for Subtotal Break | | | | | 1,258.00 | |
| 10E010 4123 303- -- ----- | | | | | | | | | | | | |
| 10E010 4123 3040 00 000000 | | | | | | | | | | | | |
| 11/07/17 | AP | | DA-11 | LINCOLN-WAY AREA SP ED | 0 | OCCUPATIONAL THERAPY | OCTOBER 2017 | 11/01/17 | | | 2,952.00 | |
| 11/07/17 | AP | | DA-11 | LINCOLN-WAY AREA SP ED | 0 | OCCUPATIONAL THERAPY | NOVEMBER 2017 | 11/01/17 | | | 2,952.00 | |
| | | | | | | November | | | | | 5,904.00 | |
| | | | | | | *10E010 4123 3040 00 000000 | | | | | 5,904.00 | |
| | | | | | | *Accounts Payable | | | | | 5,904.00 | |
| | | 32,421.00 | Budgeted | 22,144.40 | Spent | 10,276.60 | Left | % 68.30 | 0.00 | Open Po | 10,276.60 | Unencumbered |
| 10E010 4123 3040 -- ----- | | | | | | **Accumulated Detail History for Subtotal Break | | | | | 5,904.00 | |
| 10E010 4123 3040 -- ----- | | | | | | | | | | | | |
| 10E010 4123 304- -- ----- | | | | | | **Accumulated Detail History for Subtotal Break | | | | | 5,904.00 | |
| 10E010 4123 304- -- ----- | | | | | | | | | | | | |
| 10E010 4123 3050 00 000000 | | | | | | | | | | | | |
| 11/07/17 | AP | | DA-11 | LINCOLN-WAY AREA SP ED | 0 | PHYSICAL THERAPY | OCTOBER 2017 | 11/01/17 | | | 2,156.80 | |
| 11/07/17 | AP | | DA-11 | LINCOLN-WAY AREA SP ED | 0 | PHYSICAL THERAPY | NOVEMBER 2017 | 11/01/17 | | | 2,156.80 | |

24

FDTLOC FUNC OBJ SJ SOURCE

10E010 4123 3050 00 000000 (continued)

| Date | Src | Sub | Batch | Vendor Name/Ref | PO#/Line# | Description | Inv#/Desc2 | Inv Date | Chk#/Rec# | Check Date | Amount |
|--------|------|------|--------------------|-----------------|-----------|---|------------|--------------|-----------|--------------|-----------|
| | | | | | | November | | | | | 4,313.60 |
| | | | | | | *10E010 4123 3050 00 000000 | | | | | 4,313.60 |
| | | | | | | *Accounts Payable | | | | | 4,313.60 |
| | | | 15,388.00 Budgeted | 13,114.90 Spent | | 2,273.10 Left | % 85.23 | 0.00 Open Po | 2,273.10 | Unencumbered | |
| 10E010 | 4123 | 3050 | -- | ----- | | **Accumulated Detail History for Subtotal Break | | | | | 4,313.60 |
| 10E010 | 4123 | 3050 | -- | ----- | | **Accumulated Detail History for Subtotal Break | | | | | 4,313.60 |
| 10E010 | 4123 | 305- | -- | ----- | | **Accumulated Detail History for Subtotal Break | | | | | 4,313.60 |
| 10E010 | 4123 | 305- | -- | ----- | | **Accumulated Detail History for Subtotal Break | | | | | 18,980.83 |
| 10E010 | 4123 | 30-- | -- | ----- | | **Accumulated Detail History for Subtotal Break | | | | | 18,980.83 |
| 10E010 | 4123 | 3--- | -- | ----- | | **Accumulated Detail History for Subtotal Break | | | | | 18,980.83 |
| 10E010 | 4123 | 3--- | -- | ----- | | **Accumulated Detail History for Subtotal Break | | | | | 18,980.83 |

10E010 4124 3010 00 000000

| | | | | | | | | | | | |
|----------|------|------|---------------------|------------------------|---|---|---------------|--------------|-----------|--------------|-----------|
| 11/07/17 | AP | | DA-11 | LINCOLN-WAY AREA SP ED | 0 | 1:1 AIDES/CONTRACTED STAFF | OCTOBER 2017 | 11/01/17 | | | 13,457.10 |
| 11/07/17 | AP | | DA-11 | LINCOLN-WAY AREA SP ED | 0 | 1:1 AIDES (SUB AIDES)/CIBS | OCTOBER 2017 | 11/01/17 | | | 175.56 |
| 11/07/17 | AP | | DA-11 | LINCOLN-WAY AREA SP ED | 0 | 1:1 AIDES/CONTRACTED STAFF | NOVEMBER 2017 | 11/01/17 | | | 11,328.10 |
| | | | | | | November | | | | | 24,960.76 |
| | | | | | | *10E010 4124 3010 00 000000 | | | | | 24,960.76 |
| | | | | | | *Accounts Payable | | | | | 24,960.76 |
| | | | 114,977.00 Budgeted | 92,297.46 Spent | | 22,679.54 Left | % 80.27 | 0.00 Open Po | 22,679.54 | Unencumbered | |
| 10E010 | 4124 | 3010 | -- | ----- | | **Accumulated Detail History for Subtotal Break | | | | | 24,960.76 |
| 10E010 | 4124 | 3010 | -- | ----- | | **Accumulated Detail History for Subtotal Break | | | | | 24,960.76 |
| 10E010 | 4124 | 301- | -- | ----- | | **Accumulated Detail History for Subtotal Break | | | | | 24,960.76 |
| 10E010 | 4124 | 301- | -- | ----- | | **Accumulated Detail History for Subtotal Break | | | | | 24,960.76 |
| 10E010 | 4124 | 30-- | -- | ----- | | **Accumulated Detail History for Subtotal Break | | | | | 24,960.76 |
| 10E010 | 4124 | 30-- | -- | ----- | | **Accumulated Detail History for Subtotal Break | | | | | 24,960.76 |
| 10E010 | 4124 | 3--- | -- | ----- | | **Accumulated Detail History for Subtotal Break | | | | | 24,960.76 |
| 10E010 | 4124 | 3--- | -- | ----- | | **Accumulated Detail History for Subtotal Break | | | | | 24,960.76 |

10E010 4220 6780 00 000000

| | | | | | | | | | | | |
|----------|----|--|-------|----------------|---|-------------------------------|-----------|----------|--|--|-----------|
| 11/07/17 | AP | | DA-11 | BRITTEN SCHOOL | 0 | OCT 2017 TUITION - STUDENT # | 13984 | 11/01/17 | | | 5,509.35 |
| | | | | | | 700122 - 21 DAYS | | | | | |
| 11/07/17 | AP | | DA-11 | CHADDOCK | 0 | JULY 2017 TUITION - STUDENT # | 707041017 | 11/01/17 | | | 14,389.44 |
| | | | | | | 220246 - 31 DAYS RESIDENTIAL | | | | | |
| | | | | | | - 20 DAYS EDUCATION | | | | | |
| 11/07/17 | AP | | DA-11 | CHADDOCK | 0 | SEPT 2017 TUITION - STUDENT | 917041017 | 11/01/17 | | | 14,028.20 |
| | | | | | | #220246 - 30 DAYS RESIDENTIAL | | | | | |

25

FDTLOC FUNC OBJ SJ SOURCE

10E010 4220 6780 00 000000 (continued)

| Date | Src | Sub | Batch | Vendor Name/Ref | PO#/Line# | Description | Inv#/Desc2 | Inv Date | Chk#/Rec# | Check Date | Amount |
|---------------------|-----|-----|-------|-------------------------|-----------|---|------------|--------------|-----------|-------------------------|-----------|
| | | | | | | - 20 DAYS EDUCATION | | | | | |
| 11/07/17 | AP | | DA-11 | GIANT STEPS | 0 | NOV 2017 TUITION - #683915 - | 159-1117E | 11/01/17 | | | 5,578.54 |
| | | | | | | 17 DAYS | | | | | |
| 11/07/17 | AP | | DA-11 | EASTER SEALS METRO CHGO | 0 | JULY 2017 TUITION # 701132 - | 17530 | 11/01/17 | | | 5,517.28 |
| | | | | | | 16 DAYS | | | | | |
| 11/07/17 | AP | | DA-11 | EASTER SEALS METRO CHGO | 0 | SEPT 2017 TUITION #701132 - | 17886 | 11/01/17 | | | 6,823.66 |
| | | | | | | 19 DAYS | | | | | |
| | | | | | | November | | | | | 51,846.47 |
| | | | | | | *10E010 4220 6780 00 000000 | | | | | 51,846.47 |
| | | | | | | *Accounts Payable | | | | | 51,846.47 |
| | | | | | | 306,300.00 Budgeted | | | | | |
| | | | | | | 135,699.46 Spent | | | | | |
| | | | | | | 170,600.54 Left | % 44.30 | 0.00 Open Po | | 170,600.54 Unencumbered | |
| 10E010 4220 6780 -- | | | | | | **Accumulated Detail History for Subtotal Break | | | | | 51,846.47 |
| 10E010 4220 6780 -- | | | | | | **Accumulated Detail History for Subtotal Break | | | | | 51,846.47 |
| 10E010 4220 678- -- | | | | | | **Accumulated Detail History for Subtotal Break | | | | | 51,846.47 |
| 10E010 4220 678- -- | | | | | | **Accumulated Detail History for Subtotal Break | | | | | 51,846.47 |
| 10E010 4220 67-- -- | | | | | | **Accumulated Detail History for Subtotal Break | | | | | 51,846.47 |
| 10E010 4220 67-- -- | | | | | | **Accumulated Detail History for Subtotal Break | | | | | 51,846.47 |
| 10E010 4220 6--- -- | | | | | | **Accumulated Detail History for Subtotal Break | | | | | 51,846.47 |
| 10E010 4220 6--- -- | | | | | | **Accumulated Detail History for Subtotal Break | | | | | 51,846.47 |

10E018 1101 4100 00 000000

| | | | | | | | | | | | |
|---------------------|----|--|-------|------------------------|------------|---|---------|------------------|--|------------------------|----------|
| 11/07/17 | AP | | DA-11 | ESGI | 1081800034 | ESGI Software Renewal - | 17548 | 11/01/17 | | | 1,611.00 |
| | | | | | | (Assessment Software of Pre-K and Kindergarten | | | | | |
| 11/07/17 | AP | | DA-11 | IL ASSOC SCHOOL BOARDS | 0 | BOARDBOOK RENEWAL WEB SERVICE | 185574 | 11/01/17 | | | 2,000.00 |
| | | | | | | LICENSE | | | | | |
| | | | | | | November | | | | | 3,611.00 |
| | | | | | | *10E018 1101 4100 00 000000 | | | | | 3,611.00 |
| | | | | | | *Accounts Payable | | | | | 3,611.00 |
| | | | | | | 200,000.00 Budgeted | | | | | |
| | | | | | | 145,300.61 Spent | | | | | |
| | | | | | | 54,699.39 Left | % 72.65 | 1,124.00 Open Po | | 53,575.39 Unencumbered | |
| 10E018 1101 4100 -- | | | | | | **Accumulated Detail History for Subtotal Break | | | | | 3,611.00 |
| 10E018 1101 4100 -- | | | | | | **Accumulated Detail History for Subtotal Break | | | | | 3,611.00 |
| 10E018 1101 410- -- | | | | | | **Accumulated Detail History for Subtotal Break | | | | | 3,611.00 |
| 10E018 1101 410- -- | | | | | | **Accumulated Detail History for Subtotal Break | | | | | 3,611.00 |
| 10E018 1101 41-- -- | | | | | | **Accumulated Detail History for Subtotal Break | | | | | 3,611.00 |
| 10E018 1101 41-- -- | | | | | | **Accumulated Detail History for Subtotal Break | | | | | 3,611.00 |
| 10E018 1101 4--- -- | | | | | | **Accumulated Detail History for Subtotal Break | | | | | 3,611.00 |
| 10E018 1101 4--- -- | | | | | | **Accumulated Detail History for Subtotal Break | | | | | 3,611.00 |

FDTLOC FUNC OBJ SJ SOURCE

| Date | Src | Sub | Batch | Vendor Name/Ref | PO#/Line# | Description | Inv#/Desc2 | Inv Date | Chk#/Rec# | Check Date | Amount | |
|----------|--------|-----------|----------|--------------------------|-----------|---|------------|----------|-----------|------------|-----------|--------------|
| 10E018 | 2211 | 3120 | 00 | 000000 | | | | | | | | |
| 11/07/17 | AP | | DA-11 | UNIVERSITY OF ST FRANCIS | 0 | TECHNOLOGY FOR TEACHERS | 10/19/2017 | 11/01/17 | | | 80.00 | |
| | | | | | | CONFERENCE ON 10/14/2017 - A. | | | | | | |
| | | | | | | ESPINOSA, K. KLAPPAUF, C. | | | | | | |
| | | | | | | BALTZER & S. CANNING | | | | | | |
| | | | | | | November | | | | | 80.00 | |
| | | | | | | *10E018 2211 3120 00 000000 | | | | | 80.00 | |
| | | | | | | *Accounts Payable | | | | | 80.00 | |
| | | 22,500.00 | Budgeted | 5,287.88 | Spent | 17,212.12 | Left | % 23.50 | 0.00 | Open Po | 17,212.12 | Unencumbered |
| 10E018 | 2211 | 3120 | -- | ----- | | **Accumulated Detail History for Subtotal Break | | | | | 80.00 | |
| 10E018 | 2211 | 3120 | -- | ----- | | | | | | | | |
| 10E018 | 2211 | 312- | -- | ----- | | **Accumulated Detail History for Subtotal Break | | | | | 80.00 | |
| 10E018 | 2211 | 312- | -- | ----- | | | | | | | | |
| 10E018 | 2211 | 31-- | -- | ----- | | **Accumulated Detail History for Subtotal Break | | | | | 80.00 | |
| 10E018 | 2211 | 31-- | -- | ----- | | | | | | | | |
| 10E018 | 2211 | 3--- | -- | ----- | | **Accumulated Detail History for Subtotal Break | | | | | 80.00 | |
| 10E018 | 2211 | 3--- | -- | ----- | | | | | | | | |
| 27 | 10E020 | 2310 | 3150 | 00 | 000000 | | | | | | | |
| 11/07/17 | AP | | DA-11 | FLEXIBLE BENEFIT SERVICE | 0 | PARTICIPATION FEES FOR FSA | 956361 | 11/01/17 | | | 76.00 | |
| | | | | CORP | | | | | | | | |
| | | | | | | November | | | | | 76.00 | |
| | | | | | | *10E020 2310 3150 00 000000 | | | | | 76.00 | |
| | | | | | | *Accounts Payable | | | | | 76.00 | |
| | | 0.00 | Budgeted | 352.00 | Spent | -352.00 | Left | % 0.00 | 0.00 | Open Po | -352.00 | Unencumbered |
| 10E020 | 2310 | 3150 | -- | ----- | | **Accumulated Detail History for Subtotal Break | | | | | 76.00 | |
| 10E020 | 2310 | 3150 | -- | ----- | | | | | | | | |
| 10E020 | 2310 | 315- | -- | ----- | | **Accumulated Detail History for Subtotal Break | | | | | 76.00 | |
| 10E020 | 2310 | 315- | -- | ----- | | | | | | | | |
| 10E020 | 2310 | 3170 | 00 | 000000 | | | | | | | | |
| 11/07/17 | AP | | DA-11 | LAUTERBACK & AMEN, LLP | 0 | SINGLE AUDIT | 24693 | 11/01/17 | | | 3,500.00 | |
| | | | | | | November | | | | | 3,500.00 | |
| | | | | | | *10E020 2310 3170 00 000000 | | | | | 3,500.00 | |
| | | | | | | *Accounts Payable | | | | | 3,500.00 | |
| | | 23,500.00 | Budgeted | 14,000.00 | Spent | 9,500.00 | Left | % 59.57 | 0.00 | Open Po | 9,500.00 | Unencumbered |
| 10E020 | 2310 | 3170 | -- | ----- | | **Accumulated Detail History for Subtotal Break | | | | | 3,500.00 | |
| 10E020 | 2310 | 3170 | -- | ----- | | | | | | | | |
| 10E020 | 2310 | 317- | -- | ----- | | **Accumulated Detail History for Subtotal Break | | | | | 3,500.00 | |

FDTLOC FUNC OBJ SJ SOURCE

| Date | Src | Sub | Batch | Vendor Name/Ref | PO#/Line# | Description | Inv#/Desc2 | Inv Date | Chk#/Rec# | Check Date | Amount |
|----------|------|------|-------|----------------------------|-----------------|--|------------|--------------|-----------|------------------------|----------|
| 10E020 | 2310 | 317- | -- | ----- | | | | | | | |
| 10E020 | 2310 | 3180 | 00 | 000000 | | | | | | | |
| 11/07/17 | AP | | DA-11 | ROBBINS, SCHWARTZ, LTD | 0 | LEGAL FEES FOR SEPTEMBER 2017 | 277529 | 11/01/17 | | | 255.00 |
| 11/07/17 | AP | | DA-11 | SCARIANO HIMES & PETRARCA | 0 | LEGAL BILLS FOR OCTOBER 2017 | 40058 | 11/01/17 | | | 5,167.58 |
| | | | | | | November | | | | | 5,422.58 |
| | | | | | | *10E020 2310 3180 00 000000 | | | | | 5,422.58 |
| | | | | | | *Accounts Payable | | | | | 5,422.58 |
| | | | | 50,000.00 Budgeted | 33,323.29 Spent | 16,676.71 Left | % 66.65 | 0.00 Open Po | | 16,676.71 Unencumbered | |
| 10E020 | 2310 | 3180 | -- | ----- | | **Accumulated Detail History for Subtotal Break | | | | | 5,422.58 |
| 10E020 | 2310 | 3180 | -- | ----- | | | | | | | |
| 10E020 | 2310 | 318- | -- | ----- | | **Accumulated Detail History for Subtotal Break | | | | | 5,422.58 |
| 10E020 | 2310 | 318- | -- | ----- | | | | | | | |
| 10E020 | 2310 | 31-- | -- | ----- | | **Accumulated Detail History for Subtotal Break | | | | | 8,998.58 |
| 10E020 | 2310 | 31-- | -- | ----- | | | | | | | |
| 10E020 | 2310 | 3--- | -- | ----- | | **Accumulated Detail History for Subtotal Break | | | | | 8,998.58 |
| 10E020 | 2310 | 3--- | -- | ----- | | | | | | | |
| 10E020 | 2310 | 6400 | 00 | 000000 | | | | | | | |
| 11/07/17 | AP | | DA-11 | MOKENA CHAMBER OF COMMERCE | 0 | CHAMBER YEARLY MEMBERSHIP | 8238 | 11/01/17 | | | 90.00 |
| 11/07/17 | AP | | DA-11 | IL ASSOC SCHOOL BOARDS | 0 | PRESS MEMBER SUBSCRIPTION SERVICE RENEWAL | 184841 | 11/01/17 | | | 850.00 |
| | | | | | | November | | | | | 940.00 |
| | | | | | | *10E020 2310 6400 00 000000 | | | | | 940.00 |
| | | | | | | *Accounts Payable | | | | | 940.00 |
| | | | | 10,000.00 Budgeted | 8,045.01 Spent | 1,954.99 Left | % 80.45 | 0.00 Open Po | | 1,954.99 Unencumbered | |
| 10E020 | 2310 | 6400 | -- | ----- | | **Accumulated Detail History for Subtotal Break | | | | | 940.00 |
| 10E020 | 2310 | 6400 | -- | ----- | | | | | | | |
| 10E020 | 2310 | 640- | -- | ----- | | **Accumulated Detail History for Subtotal Break | | | | | 940.00 |
| 10E020 | 2310 | 640- | -- | ----- | | | | | | | |
| 10E020 | 2310 | 64-- | -- | ----- | | **Accumulated Detail History for Subtotal Break | | | | | 940.00 |
| 10E020 | 2310 | 64-- | -- | ----- | | | | | | | |
| 10E020 | 2310 | 6--- | -- | ----- | | **Accumulated Detail History for Subtotal Break | | | | | 940.00 |
| 10E020 | 2310 | 6--- | -- | ----- | | | | | | | |
| 10E020 | 2319 | 3000 | 00 | 000000 | | | | | | | |
| 11/07/17 | AP | | DA-11 | IL ASSOC SCHOOL BOARDS | 0 | SCHOOL BOARD POLICIES ONLINE - FY18 (JANUARY - DECEMBER) | 185387 | 11/01/17 | | | 2,500.00 |

28

FDTLOC FUNC OBJ SJ SOURCE

10E020 2319 3000 00 000000 (continued)

| Date | Src | Sub | Batch | Vendor Name/Ref | PO#/Line# | Description | Inv#/Desc2 | Inv Date | Chk#/Rec# | Check Date | Amount |
|--------|------|------|-------|-------------------|-----------|---|------------|--------------|-----------|------------------------|----------|
| | | | | | | 2018) | | | | | |
| | | | | | | November | | | | | 2,500.00 |
| | | | | | | *10E020 2319 3000 00 000000 | | | | | 2,500.00 |
| | | | | | | *Accounts Payable | | | | | 2,500.00 |
| | | | | 5,000.00 Budgeted | | 6,156.62 Spent | | | | | |
| | | | | | | -1,156.62 Left | % 123.13 | 0.00 Open Po | | -1,156.62 Unencumbered | |
| 10E020 | 2319 | 3000 | -- | ----- | | **Accumulated Detail History for Subtotal Break | | | | | 2,500.00 |
| 10E020 | 2319 | 3000 | -- | ----- | | **Accumulated Detail History for Subtotal Break | | | | | 2,500.00 |
| 10E020 | 2319 | 300- | -- | ----- | | **Accumulated Detail History for Subtotal Break | | | | | 2,500.00 |
| 10E020 | 2319 | 300- | -- | ----- | | **Accumulated Detail History for Subtotal Break | | | | | 2,500.00 |
| 10E020 | 2319 | 30-- | -- | ----- | | **Accumulated Detail History for Subtotal Break | | | | | 2,500.00 |
| 10E020 | 2319 | 30-- | -- | ----- | | **Accumulated Detail History for Subtotal Break | | | | | 2,500.00 |
| 10E020 | 2319 | 3--- | -- | ----- | | **Accumulated Detail History for Subtotal Break | | | | | 2,500.00 |
| 10E020 | 2319 | 3--- | -- | ----- | | **Accumulated Detail History for Subtotal Break | | | | | 2,500.00 |

10E021 2319 4100 00 000000

| | | | | | | | | | | | |
|----------|------|------|-------|---------------------|---|---|----------|--------------|--|-----------------------|-------|
| 11/07/17 | AP | | DA-11 | BERKOTS SUPER FOODS | 0 | ADMIN & BOE MEETING | 00081772 | 11/01/17 | | | 17.40 |
| | | | | | | November | | | | | 17.40 |
| | | | | | | *10E021 2319 4100 00 000000 | | | | | 17.40 |
| | | | | | | *Accounts Payable | | | | | 17.40 |
| | | | | 22,500.00 Budgeted | | 15,762.85 Spent | | | | | |
| | | | | | | 6,737.15 Left | % 70.06 | 0.00 Open Po | | 6,737.15 Unencumbered | |
| 10E021 | 2319 | 4100 | -- | ----- | | **Accumulated Detail History for Subtotal Break | | | | | 17.40 |
| 10E021 | 2319 | 4100 | -- | ----- | | **Accumulated Detail History for Subtotal Break | | | | | 17.40 |
| 10E021 | 2319 | 410- | -- | ----- | | **Accumulated Detail History for Subtotal Break | | | | | 17.40 |
| 10E021 | 2319 | 410- | -- | ----- | | **Accumulated Detail History for Subtotal Break | | | | | 17.40 |
| 10E021 | 2319 | 41-- | -- | ----- | | **Accumulated Detail History for Subtotal Break | | | | | 17.40 |
| 10E021 | 2319 | 41-- | -- | ----- | | **Accumulated Detail History for Subtotal Break | | | | | 17.40 |
| 10E021 | 2319 | 4--- | -- | ----- | | **Accumulated Detail History for Subtotal Break | | | | | 17.40 |
| 10E021 | 2319 | 4--- | -- | ----- | | **Accumulated Detail History for Subtotal Break | | | | | 17.40 |

10E021 2321 4100 00 000000

| | | | | | | | | | | | |
|----------|------|------|-------|-------------------|---|---|----------|--------------|--|-----------------------|-------|
| 11/07/17 | AP | | DA-11 | HINCKLEY SPRINGS | 0 | SERVICE WATER FOR DISTRICT | OCT 2017 | 11/01/17 | | | 45.78 |
| | | | | | | OFFICE, MES & MIS | | | | | |
| | | | | | | November | | | | | 45.78 |
| | | | | | | *10E021 2321 4100 00 000000 | | | | | 45.78 |
| | | | | | | *Accounts Payable | | | | | 45.78 |
| | | | | 2,500.00 Budgeted | | 326.19 Spent | | | | | |
| | | | | | | 2,173.81 Left | % 13.05 | 0.00 Open Po | | 2,173.81 Unencumbered | |
| 10E021 | 2321 | 4100 | -- | ----- | | **Accumulated Detail History for Subtotal Break | | | | | 45.78 |
| 10E021 | 2321 | 4100 | -- | ----- | | **Accumulated Detail History for Subtotal Break | | | | | 45.78 |

29

FDTLOC FUNC OBJ SJ SOURCE

| Date | Src | Sub | Batch | Vendor Name/Ref | PO#/Line# | Description | Inv#/Desc2 | Inv Date | Chk#/Rec# | Check Date | Amount | |
|----------|------|----------|----------|-------------------------|------------|---|------------|----------|-----------|------------|--------|--------------|
| 10E021 | 2321 | 410- | -- | ----- | | **Accumulated Detail History for Subtotal Break | | | | | 45.78 | |
| 10E021 | 2321 | 410- | -- | ----- | | | | | | | | |
| 10E021 | 2321 | 41-- | -- | ----- | | **Accumulated Detail History for Subtotal Break | | | | | 45.78 | |
| 10E021 | 2321 | 41-- | -- | ----- | | | | | | | | |
| <hr/> | | | | | | | | | | | | |
| 10E021 | 2321 | 4400 | 00 | 000000 | | | | | | | | |
| 11/07/17 | AP | | DA-11 | WILL CTY REGL OFC OF ED | 0 | YEARLY SUBSCRIPTION TO JOB BANK | 8238 | 11/01/17 | | | 200.00 | |
| | | | | | | November | | | | | 200.00 | |
| | | | | | | *10E021 2321 4400 00 000000 | | | | | 200.00 | |
| | | | | | | *Accounts Payable | | | | | 200.00 | |
| | | 250.00 | Budgeted | 200.00 | Spent | 50.00 | Left | % 80.00 | 0.00 | Open Po | 50.00 | Unencumbered |
| 10E021 | 2321 | 4400 | -- | ----- | | **Accumulated Detail History for Subtotal Break | | | | | 200.00 | |
| 10E021 | 2321 | 4400 | -- | ----- | | | | | | | | |
| 10E021 | 2321 | 440- | -- | ----- | | **Accumulated Detail History for Subtotal Break | | | | | 200.00 | |
| 10E021 | 2321 | 440- | -- | ----- | | | | | | | | |
| 10E021 | 2321 | 44-- | -- | ----- | | **Accumulated Detail History for Subtotal Break | | | | | 200.00 | |
| 10E021 | 2321 | 44-- | -- | ----- | | | | | | | | |
| 10E021 | 2321 | 4--- | -- | ----- | | **Accumulated Detail History for Subtotal Break | | | | | 245.78 | |
| 10E021 | 2321 | 4--- | -- | ----- | | | | | | | | |
| <hr/> | | | | | | | | | | | | |
| 10E022 | 1125 | 4100 | 00 | 000000 | | | | | | | | |
| 11/07/17 | AP | | DA-11 | APPLE, INC | 1081800035 | Apples iPads for Early Start | 4463182892 | 11/01/17 | | | 899.09 | |
| | | | | | | November | | | | | 899.09 | |
| | | | | | | *10E022 1125 4100 00 000000 | | | | | 899.09 | |
| | | | | | | *Accounts Payable | | | | | 899.09 | |
| | | 1,000.00 | Budgeted | 1,000.00 | Spent | 0.00 | Left | % 100.00 | 0.00 | Open Po | 0.00 | Unencumbered |
| 10E022 | 1125 | 4100 | -- | ----- | | **Accumulated Detail History for Subtotal Break | | | | | 899.09 | |
| 10E022 | 1125 | 4100 | -- | ----- | | | | | | | | |
| 10E022 | 1125 | 410- | -- | ----- | | **Accumulated Detail History for Subtotal Break | | | | | 899.09 | |
| 10E022 | 1125 | 410- | -- | ----- | | | | | | | | |
| 10E022 | 1125 | 41-- | -- | ----- | | **Accumulated Detail History for Subtotal Break | | | | | 899.09 | |
| 10E022 | 1125 | 41-- | -- | ----- | | | | | | | | |
| 10E022 | 1125 | 4--- | -- | ----- | | **Accumulated Detail History for Subtotal Break | | | | | 899.09 | |
| 10E022 | 1125 | 4--- | -- | ----- | | | | | | | | |
| <hr/> | | | | | | | | | | | | |
| 10E030 | 1101 | 2110 | 00 | 000000 | | | | | | | | |
| 11/07/17 | AP | | DA-11 | OMNI GROUP | 0 | THIRD PARTY 403(B) | 1711-7879 | 11/01/17 | | | 30.50 | |
| | | | | | | ADMINISTRATOR NOVEMBER | | | | | | |

FDTLOC FUNC OBJ SJ SOURCE

10E030 1101 2110 00 000000 (continued)

| Date | Src | Sub | Batch | Vendor Name/Ref | PO#/Line# | Description | Inv#/Desc2 | Inv Date | Chk#/Rec# | Check Date | Amount |
|---------|------|------|-----------------|-----------------|-----------|---|------------|--------------|-----------|--------------|--------|
| INVOICE | | | | | | | | | | | |
| | | | | | | November | | | | | 30.50 |
| | | | | | | *10E030 1101 2110 00 000000 | | | | | 30.50 |
| | | | | | | *Accounts Payable | | | | | 30.50 |
| | | | 350.00 Budgeted | 150.50 Spent | | 199.50 Left | % 43.00 | 0.00 Open Po | 199.50 | Unencumbered | |
| 10E030 | 1101 | 2110 | -- | ----- | | **Accumulated Detail History for Subtotal Break | | | | | 30.50 |
| 10E030 | 1101 | 2110 | -- | ----- | | **Accumulated Detail History for Subtotal Break | | | | | 30.50 |
| 10E030 | 1101 | 211- | -- | ----- | | **Accumulated Detail History for Subtotal Break | | | | | 30.50 |
| 10E030 | 1101 | 211- | -- | ----- | | **Accumulated Detail History for Subtotal Break | | | | | 30.50 |
| 10E030 | 1101 | 21-- | -- | ----- | | **Accumulated Detail History for Subtotal Break | | | | | 30.50 |
| 10E030 | 1101 | 21-- | -- | ----- | | **Accumulated Detail History for Subtotal Break | | | | | 30.50 |
| 10E030 | 1101 | 2--- | -- | ----- | | **Accumulated Detail History for Subtotal Break | | | | | 30.50 |
| 10E030 | 1101 | 2--- | -- | ----- | | **Accumulated Detail History for Subtotal Break | | | | | 30.50 |

10E030 2510 3120 00 000000

| | | | | | | | | | | | |
|----------|------|------|-------------------|----------------|------------|--|-------------|--------------|----------|--------------|--------|
| 11/07/17 | AP | | DA-11 | ILLINOIS ASBO | 1101800000 | Supportcon Conference on 12/01/2017 for PD School Office Staff - D. Aguayo & K. Riney | DEC 01-2017 | 11/01/17 | | | 750.00 |
| | | | | | | November | | | | | 750.00 |
| | | | | | | *10E030 2510 3120 00 000000 | | | | | 750.00 |
| | | | | | | *Accounts Payable | | | | | 750.00 |
| | | | 4,000.00 Budgeted | 2,346.51 Spent | | 1,653.49 Left | % 58.66 | 0.00 Open Po | 1,653.49 | Unencumbered | |
| 10E030 | 2510 | 3120 | -- | ----- | | **Accumulated Detail History for Subtotal Break | | | | | 750.00 |
| 10E030 | 2510 | 3120 | -- | ----- | | **Accumulated Detail History for Subtotal Break | | | | | 750.00 |
| 10E030 | 2510 | 312- | -- | ----- | | **Accumulated Detail History for Subtotal Break | | | | | 750.00 |
| 10E030 | 2510 | 312- | -- | ----- | | **Accumulated Detail History for Subtotal Break | | | | | 750.00 |
| 10E030 | 2510 | 31-- | -- | ----- | | **Accumulated Detail History for Subtotal Break | | | | | 750.00 |
| 10E030 | 2510 | 31-- | -- | ----- | | **Accumulated Detail History for Subtotal Break | | | | | 750.00 |

10E030 2510 3320 00 000000

| | | | | | | | | | | | |
|----------|----|--|-------|---------------------|---|---|----------------|----------|--|--|--------|
| 11/07/17 | AP | | DA-11 | TERI SHAW | 0 | MILEAGE REIMBURSEMENT FOR FORECAST 5 & SKYWARD CONFERENCE | OCT - NOV 2017 | 11/01/17 | | | 317.02 |
| 11/07/17 | AP | | DA-11 | JANET L WALKER, MRS | 0 | MILEAGE REIMBURSEMENT FOR FORECAST 5 CONFERENCE | 11/03/2017 | 11/01/17 | | | 41.65 |
| | | | | | | November | | | | | 358.67 |
| | | | | | | *10E030 2510 3320 00 000000 | | | | | 358.67 |

31

FDTLOC FUNC OBJ SJ SOURCE

10E030 2510 3320 00 000000 (continued)

| Date | Src | Sub | Batch | Vendor Name/Ref | PO#/Line# | Description | Inv#/Desc2 | Inv Date | Chk#/Rec# | Check Date | Amount |
|--------|------|------|-------------------|-----------------|-----------|---|--------------|----------|-----------|--------------|----------|
| | | | | | | *Accounts Payable | | | | | 358.67 |
| | | | 1,500.00 Budgeted | 388.67 Spent | 1,111.33 | Left % 25.91 | 0.00 Open Po | | 1,111.33 | Unencumbered | |
| 10E030 | 2510 | 3320 | -- | ----- | | **Accumulated Detail History for Subtotal Break | | | | | 358.67 |
| 10E030 | 2510 | 3320 | -- | ----- | | **Accumulated Detail History for Subtotal Break | | | | | 358.67 |
| 10E030 | 2510 | 332- | -- | ----- | | **Accumulated Detail History for Subtotal Break | | | | | 358.67 |
| 10E030 | 2510 | 332- | -- | ----- | | **Accumulated Detail History for Subtotal Break | | | | | 358.67 |
| 10E030 | 2510 | 33-- | -- | ----- | | **Accumulated Detail History for Subtotal Break | | | | | 358.67 |
| 10E030 | 2510 | 33-- | -- | ----- | | **Accumulated Detail History for Subtotal Break | | | | | 1,108.67 |
| 10E030 | 2510 | 3--- | -- | ----- | | **Accumulated Detail History for Subtotal Break | | | | | 1,108.67 |
| 10E030 | 2510 | 3--- | -- | ----- | | **Accumulated Detail History for Subtotal Break | | | | | 1,108.67 |

10E030 2544 3100 00 000000

| | | | | | | | | | | | |
|----------|------|------|--------------------|--------------------------|-----------|---|--------------|----------|-----------|--------------|----------|
| 11/07/17 | AP | | DA-11 | MARTIN WHALEN OFFICE SOL | 0 | MAINT AGREEMENT - 09/25/2017 - 10/24/2017 | 689316 | 11/01/17 | | | 4,400.85 |
| | | | | | | November | | | | | 4,400.85 |
| | | | | | | *10E030 2544 3100 00 000000 | | | | | 4,400.85 |
| | | | | | | *Accounts Payable | | | | | 4,400.85 |
| | | | 30,000.00 Budgeted | 10,387.95 Spent | 19,612.05 | Left % 34.63 | 0.00 Open Po | | 19,612.05 | Unencumbered | |
| 10E030 | 2544 | 3100 | -- | ----- | | **Accumulated Detail History for Subtotal Break | | | | | 4,400.85 |
| 10E030 | 2544 | 3100 | -- | ----- | | **Accumulated Detail History for Subtotal Break | | | | | 4,400.85 |
| 10E030 | 2544 | 310- | -- | ----- | | **Accumulated Detail History for Subtotal Break | | | | | 4,400.85 |
| 10E030 | 2544 | 310- | -- | ----- | | **Accumulated Detail History for Subtotal Break | | | | | 4,400.85 |
| 10E030 | 2544 | 31-- | -- | ----- | | **Accumulated Detail History for Subtotal Break | | | | | 4,400.85 |
| 10E030 | 2544 | 31-- | -- | ----- | | **Accumulated Detail History for Subtotal Break | | | | | 4,400.85 |
| 10E030 | 2544 | 3--- | -- | ----- | | **Accumulated Detail History for Subtotal Break | | | | | 4,400.85 |
| 10E030 | 2544 | 3--- | -- | ----- | | **Accumulated Detail History for Subtotal Break | | | | | 4,400.85 |

10E030 2643 3180 00 000000

| | | | | | | | | | | | |
|----------|------|------|-------------------|-------------------------|--------|---|--------------|----------|--------|--------------|--------|
| 11/07/17 | AP | | DA-11 | WILL CTY REGL OFC OF ED | 0 | BACKGROUND CHECK FOR 4 EMPLOYEE(S) | 10/02/2017 | 11/01/17 | | | 108.00 |
| | | | | | | November | | | | | 108.00 |
| | | | | | | *10E030 2643 3180 00 000000 | | | | | 108.00 |
| | | | | | | *Accounts Payable | | | | | 108.00 |
| | | | 1,000.00 Budgeted | 459.00 Spent | 541.00 | Left % 45.90 | 0.00 Open Po | | 541.00 | Unencumbered | |
| 10E030 | 2643 | 3180 | -- | ----- | | **Accumulated Detail History for Subtotal Break | | | | | 108.00 |
| 10E030 | 2643 | 3180 | -- | ----- | | **Accumulated Detail History for Subtotal Break | | | | | 108.00 |
| 10E030 | 2643 | 318- | -- | ----- | | **Accumulated Detail History for Subtotal Break | | | | | 108.00 |
| 10E030 | 2643 | 318- | -- | ----- | | **Accumulated Detail History for Subtotal Break | | | | | 108.00 |

32

FDTLOC FUNC OBJ SJ SOURCE

| Date | Src | Sub | Batch | Vendor Name/Ref | PO#/Line# | Description | Inv#/Desc2 | Inv Date | Chk#/Rec# | Check Date | Amount | |
|----------|------|----------|----------|-------------------------|-----------|---|----------------|----------|-----------|------------|----------|--------------|
| 10E030 | 2643 | 31-- | -- | ----- | | **Accumulated Detail History for Subtotal Break | | | | | 108.00 | |
| 10E030 | 2643 | 31-- | -- | ----- | | | | | | | | |
| 10E030 | 2643 | 3--- | -- | ----- | | **Accumulated Detail History for Subtotal Break | | | | | 108.00 | |
| 10E030 | 2643 | 3--- | -- | ----- | | | | | | | | |
| <hr/> | | | | | | | | | | | | |
| 10E033 | 2562 | 3150 | 00 | 000000 | | | | | | | | |
| 11/07/17 | AP | | DA-11 | LANTER REFRIG DISTR CO | 0 | FOOD SERVICE DELIVERY | S202304 | 11/01/17 | | | 301.55 | |
| | | | | | | November | | | | | 301.55 | |
| | | | | | | *10E033 2562 3150 00 000000 | | | | | 301.55 | |
| | | | | | | *Accounts Payable | | | | | 301.55 | |
| | | 3,000.00 | Budgeted | 1,063.68 | Spent | 1,936.32 | Left | % 35.46 | 0.00 | Open Po | 1,936.32 | Unencumbered |
| 10E033 | 2562 | 3150 | -- | ----- | | **Accumulated Detail History for Subtotal Break | | | | | 301.55 | |
| 10E033 | 2562 | 3150 | -- | ----- | | | | | | | | |
| 10E033 | 2562 | 315- | -- | ----- | | **Accumulated Detail History for Subtotal Break | | | | | 301.55 | |
| 10E033 | 2562 | 315- | -- | ----- | | | | | | | | |
| 10E033 | 2562 | 31-- | -- | ----- | | **Accumulated Detail History for Subtotal Break | | | | | 301.55 | |
| 10E033 | 2562 | 31-- | -- | ----- | | | | | | | | |
| 10E033 | 2562 | 3--- | -- | ----- | | **Accumulated Detail History for Subtotal Break | | | | | 301.55 | |
| 10E033 | 2562 | 3--- | -- | ----- | | | | | | | | |
| <hr/> | | | | | | | | | | | | |
| 10E033 | 2562 | 4100 | 00 | 000000 | | | | | | | | |
| 11/07/17 | AP | | DA-11 | VERIZON WIRELESS | 0 | DISTRICT ADMIN/OFFICE CELL | 9794003704 | 11/01/17 | | | 2.42 | |
| | | | | | | PHONES | | | | | | |
| 11/07/17 | AP | | DA-11 | FOX RIVER FOODS | 0 | FOOD SERVICE FOOD/NON-FOOD | MULTIPLE -NOV | 11/01/17 | | | 706.02 | |
| | | | | | | November | | | | | 708.44 | |
| | | | | | | *10E033 2562 4100 00 000000 | | | | | 708.44 | |
| | | | | | | *Accounts Payable | | | | | 708.44 | |
| | | 7,000.00 | Budgeted | 4,272.45 | Spent | 2,727.55 | Left | % 61.04 | 0.00 | Open Po | 2,727.55 | Unencumbered |
| 10E033 | 2562 | 4100 | -- | ----- | | **Accumulated Detail History for Subtotal Break | | | | | 708.44 | |
| 10E033 | 2562 | 4100 | -- | ----- | | | | | | | | |
| 10E033 | 2562 | 410- | -- | ----- | | **Accumulated Detail History for Subtotal Break | | | | | 708.44 | |
| 10E033 | 2562 | 410- | -- | ----- | | | | | | | | |
| <hr/> | | | | | | | | | | | | |
| 10E033 | 2562 | 4110 | 00 | 000000 | | | | | | | | |
| 11/07/17 | AP | | DA-11 | FOX RIVER FOODS | 0 | FOOD SERVICE FOOD/NON-FOOD | MULTIPLE -NOV | 11/01/17 | | | 6,056.16 | |
| 11/07/17 | AP | | DA-11 | COMMERCIAL FOOD SYSTEMS | 0 | GENERAL FOOD SERVICE | MULTIPLE - NOV | 11/01/17 | | | 1,379.60 | |
| | | | | | | November | | | | | 7,435.76 | |
| | | | | | | *10E033 2562 4110 00 000000 | | | | | 7,435.76 | |
| | | | | | | *Accounts Payable | | | | | 7,435.76 | |

CS

FDTLOC FUNC OBJ SJ SOURCE

10E033 2562 4110 00 000000 (continued)

| Date | Src | Sub | Batch | Vendor Name/Ref | PO#/Line# | Description | Inv#/Desc2 | Inv Date | Chk#/Rec# | Check Date | Amount |
|---------------------|-----|-----------|----------|-----------------|-----------|---|------------|--------------|-----------|--------------|----------|
| | | 85,000.00 | Budgeted | 28,399.04 Spent | | 56,600.96 Left | % 33.41 | 0.00 Open Po | 56,600.96 | Unencumbered | |
| 10E033 2562 4110 -- | | | | | | **Accumulated Detail History for Subtotal Break | | | | | 7,435.76 |
| 10E033 2562 4110 -- | | | | | | **Accumulated Detail History for Subtotal Break | | | | | 7,435.76 |
| 10E033 2562 411- -- | | | | | | **Accumulated Detail History for Subtotal Break | | | | | 7,435.76 |
| 10E033 2562 411- -- | | | | | | **Accumulated Detail History for Subtotal Break | | | | | 7,435.76 |

10E033 2562 4120 00 000000

| | | | | | | | | | | | |
|---------------------|----|--------|----------|-------------------------|---|---|---------|--------------|--------|--------------|-------|
| 11/07/17 | AP | | DA-11 | JEANNINE WENTZLAFF, MRS | 0 | SHOE REIMBURSEMENT - FOOD SERVICE | FY18 | 11/01/17 | | | 25.00 |
| | | | | | | November | | | | | 25.00 |
| | | | | | | *10E033 2562 4120 00 000000 | | | | | 25.00 |
| | | | | | | *Accounts Payable | | | | | 25.00 |
| | | 400.00 | Budgeted | 119.87 Spent | | 280.13 Left | % 29.97 | 0.00 Open Po | 280.13 | Unencumbered | |
| 10E033 2562 4120 -- | | | | | | **Accumulated Detail History for Subtotal Break | | | | | 25.00 |
| 10E033 2562 4120 -- | | | | | | **Accumulated Detail History for Subtotal Break | | | | | 25.00 |
| 10E033 2562 412- -- | | | | | | **Accumulated Detail History for Subtotal Break | | | | | 25.00 |
| 10E033 2562 412- -- | | | | | | **Accumulated Detail History for Subtotal Break | | | | | 25.00 |

10E033 2562 4130 00 000000

| | | | | | | | | | | | |
|---------------------|----|-----------|----------|---------------------|---|---|----------|--------------|-----------|--------------|------------|
| 11/07/17 | AP | | DA-11 | ANN LEWANDOWSKI, MS | 0 | INGREDIENTS FOR SOUP | NOV 2017 | 11/01/17 | | | 17.18 |
| 11/07/17 | AP | | DA-11 | KRYSTAL DAIRY | 0 | DISTRICT MILK | OCT 2017 | 11/01/17 | | | 1,827.99 |
| | | | | | | November | | | | | 1,845.17 |
| | | | | | | *10E033 2562 4130 00 000000 | | | | | 1,845.17 |
| | | | | | | *Accounts Payable | | | | | 1,845.17 |
| | | 25,000.00 | Budgeted | 4,704.28 Spent | | 20,295.72 Left | % 18.82 | 0.00 Open Po | 20,295.72 | Unencumbered | |
| 10E033 2562 4130 -- | | | | | | **Accumulated Detail History for Subtotal Break | | | | | 1,845.17 |
| 10E033 2562 4130 -- | | | | | | **Accumulated Detail History for Subtotal Break | | | | | 1,845.17 |
| 10E033 2562 413- -- | | | | | | **Accumulated Detail History for Subtotal Break | | | | | 1,845.17 |
| 10E033 2562 413- -- | | | | | | **Accumulated Detail History for Subtotal Break | | | | | 1,845.17 |
| 10E033 2562 41-- -- | | | | | | **Accumulated Detail History for Subtotal Break | | | | | 10,014.37 |
| 10E033 2562 41-- -- | | | | | | **Accumulated Detail History for Subtotal Break | | | | | 10,014.37 |
| 10E033 2562 4--- -- | | | | | | **Accumulated Detail History for Subtotal Break | | | | | 10,014.37 |
| 10E033 2562 4--- -- | | | | | | **Accumulated Detail History for Subtotal Break | | | | | 10,014.37 |
| 10---- | | | | | | **Accumulated Detail History for Subtotal Break | | | | | 340,648.43 |
| 10---- | | | | | | **Accumulated Detail History for Subtotal Break | | | | | 340,648.43 |
| 1----- | | | | | | **Accumulated Detail History for Subtotal Break | | | | | 340,648.43 |
| 1----- | | | | | | **Accumulated Detail History for Subtotal Break | | | | | 340,648.43 |

FDTLOC FUNC OBJ SJ SOURCE

| Date | Src | Sub | Batch | Vendor Name/Ref | PO#/Line# | Description | Inv#/Desc2 | Inv Date | Chk#/Rec# | Check Date | Amount | |
|----------|------|-----------|----------|-----------------------|-----------|--|---------------|----------|-----------|------------|-----------|--------------|
| 20E002 | 2542 | 3230 | 00 | 000000 | | | | | | | | |
| 11/07/17 | AP | | DA-11 | ITR SYSTEMS | 0 | SERVICE ON MES INTERCOM SYSTEM | 95222 | 11/01/17 | | | 417.50 | |
| 11/07/17 | AP | | DA-11 | OTIS ELEVATOR COMPANY | 0 | CONTRACT COST 11/01/2017 - 11/30/2017 - MES ELEVATOR | CYS05470B17 | 11/01/17 | | | 174.63 | |
| | | | | | | November | | | | | 592.13 | |
| | | | | | | *20E002 2542 3230 00 000000 | | | | | 592.13 | |
| | | | | | | *Accounts Payable | | | | | 592.13 | |
| | | 45,000.00 | Budgeted | 47,084.35 | Spent | -2,084.35 | Left | % 104.63 | 0.00 | Open Po | -2,084.35 | Unencumbered |
| 20E002 | 2542 | 3230 | -- | ----- | | **Accumulated Detail History for Subtotal Break | | | | | 592.13 | |
| 20E002 | 2542 | 3230 | -- | ----- | | **Accumulated Detail History for Subtotal Break | | | | | 592.13 | |
| 20E002 | 2542 | 323- | -- | ----- | | **Accumulated Detail History for Subtotal Break | | | | | 592.13 | |
| 20E002 | 2542 | 323- | -- | ----- | | **Accumulated Detail History for Subtotal Break | | | | | 592.13 | |
| 20E002 | 2542 | 32-- | -- | ----- | | **Accumulated Detail History for Subtotal Break | | | | | 592.13 | |
| 20E002 | 2542 | 32-- | -- | ----- | | **Accumulated Detail History for Subtotal Break | | | | | 592.13 | |
| 20E002 | 2542 | 3--- | -- | ----- | | **Accumulated Detail History for Subtotal Break | | | | | 592.13 | |
| 20E002 | 2542 | 3--- | -- | ----- | | **Accumulated Detail History for Subtotal Break | | | | | 592.13 | |
| <hr/> | | | | | | | | | | | | |
| 20E002 | 2542 | 4100 | 00 | 000000 | | | | | | | | |
| 11/07/17 | AP | | DA-11 | WHITMORE ACE HARDWARE | 0 | MES REPAIR/REPLACE - MIS SUPPLIES - O&M SUPPLIES | MULTIPLE -NOV | 11/01/17 | | | 66.36 | |
| | | | | | | November | | | | | 66.36 | |
| | | | | | | *20E002 2542 4100 00 000000 | | | | | 66.36 | |
| | | | | | | *Accounts Payable | | | | | 66.36 | |
| | | 4,000.00 | Budgeted | 2,061.81 | Spent | 1,938.19 | Left | % 51.55 | 0.00 | Open Po | 1,938.19 | Unencumbered |
| 20E002 | 2542 | 4100 | -- | ----- | | **Accumulated Detail History for Subtotal Break | | | | | 66.36 | |
| 20E002 | 2542 | 4100 | -- | ----- | | **Accumulated Detail History for Subtotal Break | | | | | 66.36 | |
| 20E002 | 2542 | 410- | -- | ----- | | **Accumulated Detail History for Subtotal Break | | | | | 66.36 | |
| 20E002 | 2542 | 410- | -- | ----- | | **Accumulated Detail History for Subtotal Break | | | | | 66.36 | |
| <hr/> | | | | | | | | | | | | |
| 20E002 | 2542 | 4110 | 00 | 000000 | | | | | | | | |
| 11/07/17 | AP | | DA-11 | TRANE | 0 | SPOT COOLER RENTAL FOR MES-S104 | 3262385 | 11/01/17 | | | 700.01 | |
| | | | | | | November | | | | | 700.01 | |
| | | | | | | *20E002 2542 4110 00 000000 | | | | | 700.01 | |
| | | | | | | *Accounts Payable | | | | | 700.01 | |
| | | 3,000.00 | Budgeted | 3,484.96 | Spent | -484.96 | Left | % 116.17 | 0.00 | Open Po | -484.96 | Unencumbered |
| 20E002 | 2542 | 4110 | -- | ----- | | **Accumulated Detail History for Subtotal Break | | | | | 700.01 | |
| 20E002 | 2542 | 4110 | -- | ----- | | **Accumulated Detail History for Subtotal Break | | | | | 700.01 | |

3

FDTLOC FUNC OBJ SJ SOURCE

| Date | Src | Sub | Batch | Vendor Name/Ref | PO#/Line# | Description | Inv#/Desc2 | Inv Date | Chk#/Rec# | Check Date | Amount | |
|----------|------|----------|----------|-----------------------|-----------|--|---------------|----------|-----------|------------|-----------|--------------|
| 20E002 | 2542 | 411- | -- | ----- | | **Accumulated Detail History for Subtotal Break | | | | | 700.01 | |
| 20E002 | 2542 | 411- | -- | ----- | | | | | | | | |
| 20E002 | 2542 | 41-- | -- | ----- | | **Accumulated Detail History for Subtotal Break | | | | | 766.37 | |
| 20E002 | 2542 | 41-- | -- | ----- | | | | | | | | |
| 20E002 | 2542 | 4--- | -- | ----- | | **Accumulated Detail History for Subtotal Break | | | | | 766.37 | |
| 20E002 | 2542 | 4--- | -- | ----- | | | | | | | | |
| <hr/> | | | | | | | | | | | | |
| 20E003 | 2542 | 3230 | 00 | 000000 | | | | | | | | |
| 11/07/17 | AP | | DA-11 | ITR SYSTEMS | 0 | SERVICE ON MIS INTERCOM SYSTEM | 94990 | 11/01/17 | | | 253.60 | |
| | | | | | | November | | | | | 253.60 | |
| | | | | | | *20E003 2542 3230 00 000000 | | | | | 253.60 | |
| | | | | | | *Accounts Payable | | | | | 253.60 | |
| | | 5,000.00 | Budgeted | 7,477.44 | Spent | -2,477.44 | Left | % 149.55 | 0.00 | Open Po | -2,477.44 | Unencumbered |
| 20E003 | 2542 | 3230 | -- | ----- | | **Accumulated Detail History for Subtotal Break | | | | | 253.60 | |
| 20E003 | 2542 | 3230 | -- | ----- | | | | | | | | |
| 20E003 | 2542 | 323- | -- | ----- | | **Accumulated Detail History for Subtotal Break | | | | | 253.60 | |
| 20E003 | 2542 | 323- | -- | ----- | | | | | | | | |
| 20E003 | 2542 | 32-- | -- | ----- | | **Accumulated Detail History for Subtotal Break | | | | | 253.60 | |
| 20E003 | 2542 | 32-- | -- | ----- | | | | | | | | |
| 20E003 | 2542 | 3--- | -- | ----- | | **Accumulated Detail History for Subtotal Break | | | | | 253.60 | |
| 20E003 | 2542 | 3--- | -- | ----- | | | | | | | | |
| <hr/> | | | | | | | | | | | | |
| 20E003 | 2542 | 4110 | 00 | 000000 | | | | | | | | |
| 11/07/17 | AP | | DA-11 | WHITMORE ACE HARDWARE | 0 | MES REPAIR/REPLACE - MIS SUPPLIES - O&M SUPPLIES | MULTIPLE -NOV | 11/01/17 | | | 92.03 | |
| | | | | | | November | | | | | 92.03 | |
| | | | | | | *20E003 2542 4110 00 000000 | | | | | 92.03 | |
| | | | | | | *Accounts Payable | | | | | 92.03 | |
| | | 1,000.00 | Budgeted | 977.15 | Spent | 22.85 | Left | % 97.72 | 0.00 | Open Po | 22.85 | Unencumbered |
| 20E003 | 2542 | 4110 | -- | ----- | | **Accumulated Detail History for Subtotal Break | | | | | 92.03 | |
| 20E003 | 2542 | 4110 | -- | ----- | | | | | | | | |
| 20E003 | 2542 | 411- | -- | ----- | | **Accumulated Detail History for Subtotal Break | | | | | 92.03 | |
| 20E003 | 2542 | 411- | -- | ----- | | | | | | | | |
| 20E003 | 2542 | 41-- | -- | ----- | | **Accumulated Detail History for Subtotal Break | | | | | 92.03 | |
| 20E003 | 2542 | 41-- | -- | ----- | | | | | | | | |
| 20E003 | 2542 | 4--- | -- | ----- | | **Accumulated Detail History for Subtotal Break | | | | | 92.03 | |
| 20E003 | 2542 | 4--- | -- | ----- | | | | | | | | |

FDTLOC FUNC OBJ SJ SOURCE

| Date | Src | Sub | Batch | Vendor Name/Ref | PO#/Line# | Description | Inv#/Desc2 | Inv Date | Chk#/Rec# | Check Date | Amount | |
|----------|-----------|------|----------|------------------------|-----------|---|---------------|----------|-----------|------------|-----------|--------------|
| 20E004 | 2542 | 4100 | 00 | 000000 | | | | | | | | |
| 11/07/17 | AP | | DA-11 | GW BERKHEIMER CO | 0 | MJHS HVAC REPAIR/REPLACE | 59327 | 11/01/17 | | | 1,187.86 | |
| 11/07/17 | AP | | DA-11 | GORDON ELECTRIC SUPPLY | 0 | LIGHT BULB FOR MJHS REPAIR | S1598828.001 | 11/01/17 | | | 62.63 | |
| | | | | | | November | | | | | 1,250.49 | |
| | | | | | | *20E004 2542 4100 00 000000 | | | | | 1,250.49 | |
| | | | | | | *Accounts Payable | | | | | 1,250.49 | |
| | 5,000.00 | | Budgeted | 2,010.42 | Spent | 2,989.58 | Left | % 40.21 | 0.00 | Open Po | 2,989.58 | Unencumbered |
| 20E004 | 2542 | 4100 | -- | ----- | | **Accumulated Detail History for Subtotal Break | | | | | 1,250.49 | |
| 20E004 | 2542 | 4100 | -- | ----- | | | | | | | | |
| 20E004 | 2542 | 410- | -- | ----- | | **Accumulated Detail History for Subtotal Break | | | | | 1,250.49 | |
| 20E004 | 2542 | 410- | -- | ----- | | | | | | | | |
| 20E004 | 2542 | 4110 | 00 | 000000 | | | | | | | | |
| 11/07/17 | AP | | DA-11 | GORDON ELECTRIC SUPPLY | 0 | SYLVANIA FLUORESCENT LIGHTS | S1568949.001 | 11/01/17 | | | 106.39 | |
| | | | | | | FOR MJHS | | | | | | |
| | | | | | | November | | | | | 106.39 | |
| | | | | | | *20E004 2542 4110 00 000000 | | | | | 106.39 | |
| | | | | | | *Accounts Payable | | | | | 106.39 | |
| | 2,500.00 | | Budgeted | 325.68 | Spent | 2,174.32 | Left | % 13.03 | 0.00 | Open Po | 2,174.32 | Unencumbered |
| 20E004 | 2542 | 4110 | -- | ----- | | **Accumulated Detail History for Subtotal Break | | | | | 106.39 | |
| 20E004 | 2542 | 4110 | -- | ----- | | | | | | | | |
| 20E004 | 2542 | 411- | -- | ----- | | **Accumulated Detail History for Subtotal Break | | | | | 106.39 | |
| 20E004 | 2542 | 411- | -- | ----- | | | | | | | | |
| 20E004 | 2542 | 41-- | -- | ----- | | **Accumulated Detail History for Subtotal Break | | | | | 1,356.88 | |
| 20E004 | 2542 | 41-- | -- | ----- | | | | | | | | |
| 20E004 | 2542 | 4--- | -- | ----- | | **Accumulated Detail History for Subtotal Break | | | | | 1,356.88 | |
| 20E004 | 2542 | 4--- | -- | ----- | | | | | | | | |
| 20E010 | 4120 | 3090 | 00 | 000000 | | | | | | | | |
| 11/07/17 | AP | | DA-11 | LINCOLN-WAY AREA SP ED | 0 | SPED CO-OP BUILD MAINT | OCTOBER 2017 | 11/01/17 | | | 5,295.20 | |
| 11/07/17 | AP | | DA-11 | LINCOLN-WAY AREA SP ED | 0 | SPED CO-OP BUILD MAINT | NOVEMBER 2017 | 11/01/17 | | | 5,295.20 | |
| | | | | | | November | | | | | 10,590.40 | |
| | | | | | | *20E010 4120 3090 00 000000 | | | | | 10,590.40 | |
| | | | | | | *Accounts Payable | | | | | 10,590.40 | |
| | 67,338.00 | | Budgeted | 37,066.40 | Spent | 30,271.60 | Left | % 55.05 | 0.00 | Open Po | 30,271.60 | Unencumbered |
| 20E010 | 4120 | 3090 | -- | ----- | | **Accumulated Detail History for Subtotal Break | | | | | 10,590.40 | |
| 20E010 | 4120 | 3090 | -- | ----- | | | | | | | | |
| 20E010 | 4120 | 309- | -- | ----- | | **Accumulated Detail History for Subtotal Break | | | | | 10,590.40 | |
| 20E010 | 4120 | 309- | -- | ----- | | | | | | | | |

37

FDTLOC FUNC OBJ SJ SOURCE

| Date | Src | Sub | Batch | Vendor Name/Ref | PO#/Line# | Description | Inv#/Desc2 | Inv Date | Chk#/Rec# | Check Date | Amount | |
|----------|------|------------|----------|--------------------------|-----------|---|------------------------|----------|-----------|------------|------------|--------------|
| 20E010 | 4120 | 30-- | -- | ----- | | **Accumulated Detail History for Subtotal Break | | | | | 10,590.40 | |
| 20E010 | 4120 | 30-- | -- | ----- | | | | | | | | |
| 20E010 | 4120 | 3--- | -- | ----- | | **Accumulated Detail History for Subtotal Break | | | | | 10,590.40 | |
| 20E010 | 4120 | 3--- | -- | ----- | | | | | | | | |
| <hr/> | | | | | | | | | | | | |
| 20E030 | 2540 | 3200 | 00 | 000000 | | | | | | | | |
| 11/07/17 | AP | | DA-11 | GCA SERVICES GROUP | 0 | CUSTODIAL SERVICES FOR | 859113 | 11/01/17 | | | 67,221.00 | |
| | | | | | | OCTOBER 2017 | | | | | | |
| | | | | | | November | | | | | 67,221.00 | |
| | | | | | | *20E030 2540 3200 00 000000 | | | | | 67,221.00 | |
| | | | | | | *Accounts Payable | | | | | 67,221.00 | |
| | | 823,588.00 | Budgeted | 268,884.00 | Spent | 554,704.00 | Left | % 32.65 | 0.00 | Open Po | 554,704.00 | Unencumbered |
| 20E030 | 2540 | 3200 | -- | ----- | | **Accumulated Detail History for Subtotal Break | | | | | 67,221.00 | |
| 20E030 | 2540 | 3200 | -- | ----- | | | | | | | | |
| 20E030 | 2540 | 320- | -- | ----- | | **Accumulated Detail History for Subtotal Break | | | | | 67,221.00 | |
| 20E030 | 2540 | 320- | -- | ----- | | | | | | | | |
| 20E030 | 2540 | 32-- | -- | ----- | | **Accumulated Detail History for Subtotal Break | | | | | 67,221.00 | |
| 20E030 | 2540 | 32-- | -- | ----- | | | | | | | | |
| 20E030 | 2540 | 3--- | -- | ----- | | **Accumulated Detail History for Subtotal Break | | | | | 67,221.00 | |
| 20E030 | 2540 | 3--- | -- | ----- | | | | | | | | |
| <hr/> | | | | | | | | | | | | |
| 20E030 | 2542 | 3400 | 00 | 000000 | | | | | | | | |
| 11/07/17 | AP | | DA-11 | CALL ONE | 0 | DISTRICT FAX PHONE LINES | 97740054562 & 54544 | 11/01/17 | | | 617.30 | |
| 11/07/17 | AP | | DA-11 | COMMUNICATIONS REVOLVING | 0 | COMMUNICATION CHARGE | T1807024 | 11/01/17 | | | 500.00 | |
| | | | | FUND | | INTERNET/NETWORK SERVICES | | | | | | |
| 11/07/17 | AP | | DA-11 | VERIZON WIRELESS | 0 | DISTRICT ADMIN/OFFICE CELL | 9794003704 | 11/01/17 | | | 460.64 | |
| | | | | | | PHONES | | | | | | |
| 11/07/17 | AP | | DA-11 | COMCAST | 0 | INTERNET NETWORK SERVICES OCT | 58419874 | 11/01/17 | | | 4,130.31 | |
| | | | | | | 2017 | | | | | | |
| 11/07/17 | AP | | DA-11 | RIVAL5 TECHNOLOGIES CORP | 0 | VOIP DISTRICT TELEPHONES - | 14276 | 11/01/17 | | | 3,022.82 | |
| | | | | | | NOVEMBER 2017 | | | | | | |
| | | | | | | November | | | | | 8,731.07 | |
| | | | | | | *20E030 2542 3400 00 000000 | | | | | 8,731.07 | |
| | | | | | | *Accounts Payable | | | | | 8,731.07 | |
| | | 130,000.00 | Budgeted | 53,398.24 | Spent | 76,601.76 | Left | % 41.08 | 0.00 | Open Po | 76,601.76 | Unencumbered |
| 20E030 | 2542 | 3400 | -- | ----- | | **Accumulated Detail History for Subtotal Break | | | | | 8,731.07 | |
| 20E030 | 2542 | 3400 | -- | ----- | | | | | | | | |
| 20E030 | 2542 | 340- | -- | ----- | | **Accumulated Detail History for Subtotal Break | | | | | 8,731.07 | |

FDTLOC FUNC OBJ SJ SOURCE

| Date | Src | Sub | Batch | Vendor Name/Ref | PO#/Line# | Description | Inv#/Desc2 | Inv Date | Chk#/Rec# | Check Date | Amount | |
|----------|------|------------|----------|--------------------|-----------|--|-------------|----------|-----------|------------|------------|--------------|
| 20E030 | 2542 | 340- | -- | ----- | | | | | | | | |
| 20E030 | 2542 | 34-- | -- | ----- | | **Accumulated Detail History for Subtotal Break | | | | | 8,731.07 | |
| 20E030 | 2542 | 34-- | -- | ----- | | | | | | | | |
| 20E030 | 2542 | 3--- | -- | ----- | | **Accumulated Detail History for Subtotal Break | | | | | 8,731.07 | |
| 20E030 | 2542 | 3--- | -- | ----- | | | | | | | | |
| <hr/> | | | | | | | | | | | | |
| 20E030 | 2542 | 4600 | 00 | 000000 | | | | | | | | |
| 11/07/17 | AP | | DA-11 | CENTERPOINT ENERGY | 0 | DISTRICT WIDE BUILDING GAS USE | 6600211 | 11/01/17 | | | 1,493.66 | |
| | | | | | | November | | | | | 1,493.66 | |
| | | | | | | *20E030 2542 4600 00 000000 | | | | | 1,493.66 | |
| | | | | | | *Accounts Payable | | | | | 1,493.66 | |
| | | 50,000.00 | Budgeted | 5,461.32 | Spent | 44,538.68 | Left | % 10.92 | 0.00 | Open Po | 44,538.68 | Unencumbered |
| 20E030 | 2542 | 4600 | -- | ----- | | **Accumulated Detail History for Subtotal Break | | | | | 1,493.66 | |
| 20E030 | 2542 | 4600 | -- | ----- | | | | | | | | |
| 20E030 | 2542 | 460- | -- | ----- | | **Accumulated Detail History for Subtotal Break | | | | | 1,493.66 | |
| 20E030 | 2542 | 460- | -- | ----- | | | | | | | | |
| <hr/> | | | | | | | | | | | | |
| 20E030 | 2542 | 4660 | 00 | 000000 | | | | | | | | |
| 11/07/17 | AP | | DA-11 | CONSTELLATION | 0 | BUILDING ELECTRIC - SERVICE FOR MJHS (08/25/17-09/24/17) - MES/MIS (09/02/17-10/02/17) | 0042176894 | 11/01/17 | | | 28,711.11 | |
| | | | | | | November | | | | | 28,711.11 | |
| | | | | | | *20E030 2542 4660 00 000000 | | | | | 28,711.11 | |
| | | | | | | *Accounts Payable | | | | | 28,711.11 | |
| | | 300,000.00 | Budgeted | 131,759.17 | Spent | 168,240.83 | Left | % 43.92 | 0.00 | Open Po | 168,240.83 | Unencumbered |
| 20E030 | 2542 | 4660 | -- | ----- | | **Accumulated Detail History for Subtotal Break | | | | | 28,711.11 | |
| 20E030 | 2542 | 4660 | -- | ----- | | | | | | | | |
| 20E030 | 2542 | 466- | -- | ----- | | **Accumulated Detail History for Subtotal Break | | | | | 28,711.11 | |
| 20E030 | 2542 | 466- | -- | ----- | | | | | | | | |
| 20E030 | 2542 | 46-- | -- | ----- | | **Accumulated Detail History for Subtotal Break | | | | | 30,204.77 | |
| 20E030 | 2542 | 46-- | -- | ----- | | | | | | | | |
| 20E030 | 2542 | 4--- | -- | ----- | | **Accumulated Detail History for Subtotal Break | | | | | 30,204.77 | |
| 20E030 | 2542 | 4--- | -- | ----- | | | | | | | | |
| <hr/> | | | | | | | | | | | | |
| 20E031 | 2542 | 3700 | 00 | 000000 | | | | | | | | |
| 11/07/17 | AP | | DA-11 | VILLAGE OF MOKENA | 0 | DISTRICT WATER USAGE | NOVEMBER 17 | 11/01/17 | | | 3,599.66 | |
| | | | | | | November | | | | | 3,599.66 | |
| | | | | | | *20E031 2542 3700 00 000000 | | | | | 3,599.66 | |

39

FDTLOC FUNC OBJ SJ SOURCE

20E031 2542 3700 00 000000 (continued)

| Date | Src | Sub | Batch | Vendor Name/Ref | PO#/Line# | Description | Inv#/Desc2 | Inv Date | Chk#/Rec# | Check Date | Amount |
|---------------------|-----------|-----|----------|-----------------|-----------|---|--------------|-----------|-----------|--------------|----------|
| | | | | | | *Accounts Payable | | | | | 3,599.66 |
| | 30,000.00 | | Budgeted | 8,429.63 Spent | 21,570.37 | Left % 28.10 | 0.00 Open Po | 21,570.37 | | Unencumbered | |
| 20E031 2542 3700 -- | | | | | | **Accumulated Detail History for Subtotal Break | | | | | 3,599.66 |
| 20E031 2542 370- -- | | | | | | **Accumulated Detail History for Subtotal Break | | | | | 3,599.66 |
| 20E031 2542 37-- -- | | | | | | **Accumulated Detail History for Subtotal Break | | | | | 3,599.66 |
| 20E031 2542 3--- -- | | | | | | **Accumulated Detail History for Subtotal Break | | | | | 3,599.66 |

20E031 2542 4110 00 000000

| | | | | | | | | | | | |
|---------------------|-----------|--|----------|----------------|----------|---|--------------|----------|--|--------------|--------|
| 11/07/17 | AP | | DA-11 | RENTAL MAX | 0 | PALLET JACK RENTAL | 240538B-2 | 11/01/17 | | | 159.00 |
| | | | | | | November | | | | | 159.00 |
| | | | | | | *20E031 2542 4110 00 000000 | | | | | 159.00 |
| | | | | | | *Accounts Payable | | | | | 159.00 |
| | 15,000.00 | | Budgeted | 6,647.30 Spent | 8,352.70 | Left % 44.32 | 0.00 Open Po | 8,352.70 | | Unencumbered | |
| 20E031 2542 4110 -- | | | | | | **Accumulated Detail History for Subtotal Break | | | | | 159.00 |
| 20E031 2542 411- -- | | | | | | **Accumulated Detail History for Subtotal Break | | | | | 159.00 |

20E031 2542 4120 00 000000

| | | | | | | | | | | | |
|----------|-----------|--|----------|-----------------------|-----------|-------------------------------|------------------|-----------|--|--------------|----------|
| 11/07/17 | AP | | DA-11 | UNIQUE PRODUCTS | 0 | CUSTODIAL SUPPLIES - DISTRICT | 334754 | 11/01/17 | | | 677.25 |
| | | | | | | WIDE USE | | | | | |
| 11/07/17 | AP | | DA-11 | WAREHOUSE DIRECT | 0 | CUSTODIAL SUPPLIES - DISTRICT | 3656563-0 | 11/01/17 | | | 2,781.77 |
| | | | | | | WIDE USE | | | | | |
| 11/07/17 | AP | | DA-11 | GOLDY LOCKS | 0 | REPLACEMENT KEYS FOR BROKEN | 652773 & 653301 | 11/01/17 | | | 96.00 |
| | | | | | | AND WORN OUT DISTICT (A) KEYS | | | | | |
| | | | | | | / AP CABINET | | | | | |
| 11/07/17 | AP | | DA-11 | WHITMORE ACE HARDWARE | 0 | MES REPAIR/REPLACE - MIS | MULTIPLE -NOV | 11/01/17 | | | 50.65 |
| | | | | | | SUPPLIES - O&M SUPPLIES | | | | | |
| 11/07/17 | AP | | DA-11 | PERFORMANCE CHEMICAL | 0 | O&M/CUSTODIAL (SUMMER | 215326-213721-21 | 11/01/17 | | | 265.38 |
| | | | | | | SUPPLIES) | 3469 | | | | |
| | | | | | | November | | | | | 3,871.05 |
| | | | | | | *20E031 2542 4120 00 000000 | | | | | 3,871.05 |
| | | | | | | *Accounts Payable | | | | | 3,871.05 |
| | 50,000.00 | | Budgeted | 32,963.06 Spent | 17,036.94 | Left % 65.93 | 0.00 Open Po | 17,036.94 | | Unencumbered | |

40

FDTLOC FUNC OBJ SJ SOURCE

| Date | Src | Sub | Batch | Vendor Name/Ref | PO#/Line# | Description | Inv#/Desc2 | Inv Date | Chk#/Rec# | Check Date | Amount |
|--------|------|------|-------|-----------------|-----------|---|------------|----------|-----------|------------|----------|
| 20E031 | 2542 | 4120 | -- | ----- | | **Accumulated Detail History for Subtotal Break | | | | | 3,871.05 |
| 20E031 | 2542 | 4120 | -- | ----- | | | | | | | |
| 20E031 | 2542 | 412- | -- | ----- | | **Accumulated Detail History for Subtotal Break | | | | | 3,871.05 |
| 20E031 | 2542 | 412- | -- | ----- | | | | | | | |
| 20E031 | 2542 | 41-- | -- | ----- | | **Accumulated Detail History for Subtotal Break | | | | | 4,030.05 |
| 20E031 | 2542 | 41-- | -- | ----- | | | | | | | |
| 20E031 | 2542 | 4--- | -- | ----- | | **Accumulated Detail History for Subtotal Break | | | | | 4,030.05 |
| 20E031 | 2542 | 4--- | -- | ----- | | | | | | | |

| | | | | | | | | | | | | |
|----------|-------|----------|----------|-------------------------------|-------|---|--------|----------|------|---------|------------|--------------|
| 20E031 | 2545 | 4100 | 00 | 000000 | | | | | | | | |
| 11/07/17 | AP | | DA-11 | MOKENA AUTO PARTS | 0 | WHITE DISTRICT VAN BATTERY REPLACEMENT | 037870 | 11/01/17 | | | 115.38 | |
| 11/07/17 | AP | | DA-11 | MOKENA AUTO PARTS | 0 | (4) - ANTIFREEZE FOR O&M VEHICLES | 038248 | 11/01/17 | | | 56.48 | |
| 11/07/17 | AP | | DA-11 | SUPERFLEET MASTERCARD PROGRAM | 0 | 09/26/2017 - 10/25/2017 (O&M AND TRANSPORTATION GAS) | FB333 | 11/01/17 | | | 164.10 | |
| | | | | | | November | | | | | 335.96 | |
| | | | | | | *20E031 2545 4100 00 000000 | | | | | 335.96 | |
| | | | | | | *Accounts Payable | | | | | 335.96 | |
| | | 6,500.00 | Budgeted | 1,480.19 | Spent | 5,019.81 | Left | % 22.77 | 0.00 | Open Po | 5,019.81 | Unencumbered |
| 20E031 | 2545 | 4100 | -- | ----- | | **Accumulated Detail History for Subtotal Break | | | | | 335.96 | |
| 20E031 | 2545 | 4100 | -- | ----- | | | | | | | | |
| 20E031 | 2545 | 410- | -- | ----- | | **Accumulated Detail History for Subtotal Break | | | | | 335.96 | |
| 20E031 | 2545 | 410- | -- | ----- | | | | | | | | |
| 20E031 | 2545 | 41-- | -- | ----- | | **Accumulated Detail History for Subtotal Break | | | | | 335.96 | |
| 20E031 | 2545 | 41-- | -- | ----- | | | | | | | | |
| 20E031 | 2545 | 4--- | -- | ----- | | **Accumulated Detail History for Subtotal Break | | | | | 335.96 | |
| 20E031 | 2545 | 4--- | -- | ----- | | | | | | | | |
| 20---- | ---- | ---- | ---- | ----- | | **Accumulated Detail History for Subtotal Break | | | | | 127,773.92 | |
| 20---- | ---- | ---- | ---- | ----- | | | | | | | | |
| 2----- | ----- | ----- | ----- | ----- | | **Accumulated Detail History for Subtotal Break | | | | | 127,773.92 | |
| 2----- | ----- | ----- | ----- | ----- | | | | | | | | |

| | | | | | | | | | | | |
|----------|------|------|-------|------------------------|---|-----------------------------|---------------|----------|--|--|----------|
| 30E030 | 5200 | 6900 | 00 | 000000 | | | | | | | |
| 11/07/17 | AP | | DA-11 | LINCOLN-WAY AREA SP ED | 0 | COOPERATIVE BOND PAYMENT | OCTOBER 2017 | 11/01/17 | | | 1,438.70 |
| 11/07/17 | AP | | DA-11 | LINCOLN-WAY AREA SP ED | 0 | COOPERATIVE BOND PAYMENTS | NOVEMBER 2017 | 11/01/17 | | | 1,438.70 |
| | | | | | | November | | | | | 2,877.40 |
| | | | | | | *30E030 5200 6900 00 000000 | | | | | 2,877.40 |
| | | | | | | *Accounts Payable | | | | | 2,877.40 |

41

FDTLOC FUNC OBJ SJ SOURCE

30E030 5200 6900 00 000000 (continued)

| Date | Src | Sub | Batch | Vendor Name/Ref | PO#/Line# | Description | Inv#/Desc2 | Inv Date | Chk#/Rec# | Check Date | Amount |
|---------------------|-----|-----------|----------|-----------------|-----------|---|------------|--------------|-----------|--------------|----------|
| | | 14,387.00 | Budgeted | 10,070.90 Spent | | 4,316.10 Left | % 70.00 | 0.00 Open Po | 4,316.10 | Unencumbered | |
| 30E030 5200 6900 -- | | | | | | **Accumulated Detail History for Subtotal Break | | | | | 2,877.40 |
| 30E030 5200 6900 -- | | | | | | **Accumulated Detail History for Subtotal Break | | | | | 2,877.40 |
| 30E030 5200 690- -- | | | | | | **Accumulated Detail History for Subtotal Break | | | | | 2,877.40 |
| 30E030 5200 69- -- | | | | | | **Accumulated Detail History for Subtotal Break | | | | | 2,877.40 |
| 30E030 5200 69-- -- | | | | | | **Accumulated Detail History for Subtotal Break | | | | | 2,877.40 |
| 30E030 5200 6--- -- | | | | | | **Accumulated Detail History for Subtotal Break | | | | | 2,877.40 |
| 30E030 5200 6--- -- | | | | | | **Accumulated Detail History for Subtotal Break | | | | | 2,877.40 |

30E030 5220 6100 00 000000

| | | | | | | | | | | | |
|---------------------|----|------|----------|------------------|---|---|--------------|--------------|-------------|--------------|------------|
| 11/07/17 | AP | | DA-11 | BNY MELLON | 0 | REFUNDING SCHOOL BONDS - | MOKSCH15900C | 11/30/17 | | | 553,033.00 |
| | | | | | | SERIES 2000 | | | | | |
| | | | | | | November | | | | | 553,033.00 |
| | | | | | | *30E030 5220 6100 00 000000 | | | | | 553,033.00 |
| | | | | | | *Accounts Payable | | | | | 553,033.00 |
| | | 0.00 | Budgeted | 553,033.00 Spent | | -553,033.00 Left | % 0.00 | 0.00 Open Po | -553,033.00 | Unencumbered | |
| 30E030 5220 6100 -- | | | | | | **Accumulated Detail History for Subtotal Break | | | | | 553,033.00 |
| 30E030 5220 6100 -- | | | | | | **Accumulated Detail History for Subtotal Break | | | | | 553,033.00 |
| 30E030 5220 610- -- | | | | | | **Accumulated Detail History for Subtotal Break | | | | | 553,033.00 |
| 30E030 5220 610- -- | | | | | | **Accumulated Detail History for Subtotal Break | | | | | 553,033.00 |

30E030 5220 6130 00 000000

| | | | | | | | | | | | |
|---------------------|----|------------|----------|------------------|---|---|-----------|--------------|------------|--------------|------------|
| 11/07/17 | AP | | DA-11 | BNY MELLON | 0 | REFUNDING SCHOOL BONDS - | MOKENA16A | 11/30/17 | | | 110,000.00 |
| | | | | | | SERIES 2016A | | | | | |
| | | | | | | November | | | | | 110,000.00 |
| | | | | | | *30E030 5220 6130 00 000000 | | | | | 110,000.00 |
| | | | | | | *Accounts Payable | | | | | 110,000.00 |
| | | 663,033.00 | Budgeted | 110,000.00 Spent | | 553,033.00 Left | % 16.59 | 0.00 Open Po | 553,033.00 | Unencumbered | |
| 30E030 5220 6130 -- | | | | | | **Accumulated Detail History for Subtotal Break | | | | | 110,000.00 |
| 30E030 5220 6130 -- | | | | | | **Accumulated Detail History for Subtotal Break | | | | | 110,000.00 |
| 30E030 5220 613- -- | | | | | | **Accumulated Detail History for Subtotal Break | | | | | 110,000.00 |
| 30E030 5220 613- -- | | | | | | **Accumulated Detail History for Subtotal Break | | | | | 110,000.00 |
| 30E030 5220 61-- -- | | | | | | **Accumulated Detail History for Subtotal Break | | | | | 663,033.00 |
| 30E030 5220 61-- -- | | | | | | **Accumulated Detail History for Subtotal Break | | | | | 663,033.00 |

30E030 5220 6200 00 000000

| | | | | | | | | | | | |
|----------|----|--|-------|------------|---|--------------------------|--------------|----------|--|--|--------------|
| 11/07/17 | AP | | DA-11 | BNY MELLON | 0 | REFUNDING SCHOOL BONDS - | MOKSCH15900C | 11/30/17 | | | 1,336,967.00 |
|----------|----|--|-------|------------|---|--------------------------|--------------|----------|--|--|--------------|

42

FDTLOC FUNC OBJ SJ SOURCE

30E030 5220 6200 00 000000 (continued)

| Date | Src | Sub | Batch | Vendor Name/Ref | PO#/Line# | Description | Inv#/Desc2 | Inv Date | Chk#/Rec# | Check Date | Amount | |
|--------|------|------|----------|-----------------|-----------|---|------------|----------|-----------|------------|---------------|--------------|
| | | | | | | SERIES 2000 | | | | | | |
| | | | | | | November | | | | | 1,336,967.00 | |
| | | | | | | *30E030 5220 6200 00 000000 | | | | | 1,336,967.00 | |
| | | | | | | *Accounts Payable | | | | | 1,336,967.00 | |
| | | 0.00 | Budgeted | 1,336,967.00 | Spent | -1,336,967.00 | Left | % 0.00 | 0.00 | Open Po | -1,336,967.00 | Unencumbered |
| 30E030 | 5220 | 6200 | -- | ----- | | **Accumulated Detail History for Subtotal Break | | | | | 1,336,967.00 | |
| 30E030 | 5220 | 6200 | -- | ----- | | | | | | | | |
| 30E030 | 5220 | 620- | -- | ----- | | **Accumulated Detail History for Subtotal Break | | | | | 1,336,967.00 | |
| 30E030 | 5220 | 620- | -- | ----- | | | | | | | | |

30E030 5220 6230 00 000000

| | | | | | | | | | | | | |
|----------|-------|-------|----------|------------|-------|---|-----------|----------|------|---------|--------------|--------------|
| 11/07/17 | AP | | DA-11 | BNY MELLON | 0 | REFUNDING SCHOOL BONDS - | MOKENA16B | 11/30/17 | | | 76,475.00 | |
| | | | | | | SERIES 2016B | | | | | | |
| 11/07/17 | AP | | DA-11 | BNY MELLON | 0 | REFUNDING SCHOOL BONDS - | MOKENA16A | 11/30/17 | | | 49,175.00 | |
| | | | | | | SERIES 2016A | | | | | | |
| | | | | | | November | | | | | 125,650.00 | |
| | | | | | | *30E030 5220 6230 00 000000 | | | | | 125,650.00 | |
| | | | | | | *Accounts Payable | | | | | 125,650.00 | |
| | | 0.00 | Budgeted | 125,650.00 | Spent | -125,650.00 | Left | % 0.00 | 0.00 | Open Po | -125,650.00 | Unencumbered |
| 30E030 | 5220 | 6230 | -- | ----- | | **Accumulated Detail History for Subtotal Break | | | | | 125,650.00 | |
| 30E030 | 5220 | 6230 | -- | ----- | | | | | | | | |
| 30E030 | 5220 | 623- | -- | ----- | | **Accumulated Detail History for Subtotal Break | | | | | 125,650.00 | |
| 30E030 | 5220 | 623- | -- | ----- | | | | | | | | |
| 30E030 | 5220 | 62-- | -- | ----- | | **Accumulated Detail History for Subtotal Break | | | | | 1,462,617.00 | |
| 30E030 | 5220 | 62-- | -- | ----- | | | | | | | | |
| 30E030 | 5220 | 6--- | -- | ----- | | **Accumulated Detail History for Subtotal Break | | | | | 2,125,650.00 | |
| 30E030 | 5220 | 6--- | -- | ----- | | | | | | | | |
| 30---- | ---- | ---- | ---- | ----- | | **Accumulated Detail History for Subtotal Break | | | | | 2,128,527.40 | |
| 30---- | ---- | ---- | ---- | ----- | | | | | | | | |
| 3----- | ----- | ----- | ----- | ----- | | **Accumulated Detail History for Subtotal Break | | | | | 2,128,527.40 | |
| 3----- | ----- | ----- | ----- | ----- | | | | | | | | |

40R032 1411 0000 00 000000

| | | | | | | | | | | | |
|----------|----|--|-------|--------------------|---|-------------------------------|------------|----------|--|--|--------|
| 11/07/17 | AP | | DA-11 | MICHELLE STAPLETON | 0 | REFUND FOR ACH TRANSPORTATION | 11/01/2017 | 11/01/17 | | | 200.00 |
| | | | | | | FEE REIMBURSEMENT | | | | | |
| | | | | | | November | | | | | 200.00 |
| | | | | | | *40R032 1411 0000 00 000000 | | | | | 200.00 |
| | | | | | | *Accounts Payable | | | | | 200.00 |

FDTLOC FUNC OBJ SJ SOURCE

40R032 1411 0000 00 000000 (continued)

| Date | Src | Sub | Batch | Vendor Name/Ref | PO#/Line# | Description | Inv#/Desc2 | Inv Date | Chk#/Rec# | Check Date | Amount |
|--------|------|------------|----------|-----------------|-----------|---|------------|----------|-----------|------------|--------|
| | | 200,000.00 | Budgeted | 147,481.12 | Receipts | 52,518.88 | Unreceived | % 73.74 | | | |
| 40R032 | 1411 | 0000 | -- | ----- | | **Accumulated Detail History for Subtotal Break | | | | | 200.00 |
| 40R032 | 1411 | 0000 | -- | ----- | | | | | | | |
| 40R032 | 1411 | 000- | -- | ----- | | **Accumulated Detail History for Subtotal Break | | | | | 200.00 |
| 40R032 | 1411 | 000- | -- | ----- | | | | | | | |
| 40R032 | 1411 | 00-- | -- | ----- | | **Accumulated Detail History for Subtotal Break | | | | | 200.00 |
| 40R032 | 1411 | 00-- | -- | ----- | | | | | | | |
| 40R032 | 1411 | 0--- | -- | ----- | | **Accumulated Detail History for Subtotal Break | | | | | 200.00 |
| 40R032 | 1411 | 0--- | -- | ----- | | | | | | | |

40E010 2559 3310 00 000000

| | | | | | | | | | | | | |
|----------|------|------------|----------|------------------------|-------|---|---------------|----------|------|---------|------------|--------------|
| 11/07/17 | AP | | DA-11 | LINCOLN-WAY AREA SP ED | 0 | 843 CONTRACT TRANSPORTATION | OCTOBER 2017 | 11/01/17 | | | 31,368.20 | |
| 11/07/17 | AP | | DA-11 | LINCOLN-WAY AREA SP ED | 0 | 843 CONTRACT TRANSPORTATION | NOVEMBER 2017 | 11/01/17 | | | 13,120.99 | |
| | | | | | | November | | | | | 44,489.19 | |
| | | | | | | *40E010 2559 3310 00 000000 | | | | | 44,489.19 | |
| | | | | | | *Accounts Payable | | | | | 44,489.19 | |
| | | 312,995.00 | Budgeted | 201,330.19 | Spent | 111,664.81 | Left | % 64.32 | 0.00 | Open Po | 111,664.81 | Unencumbered |
| 40E010 | 2559 | 3310 | -- | ----- | | **Accumulated Detail History for Subtotal Break | | | | | 44,489.19 | |
| 40E010 | 2559 | 3310 | -- | ----- | | | | | | | | |
| 40E010 | 2559 | 331- | -- | ----- | | **Accumulated Detail History for Subtotal Break | | | | | 44,489.19 | |
| 40E010 | 2559 | 331- | -- | ----- | | | | | | | | |
| 40E010 | 2559 | 33-- | -- | ----- | | **Accumulated Detail History for Subtotal Break | | | | | 44,489.19 | |
| 40E010 | 2559 | 33-- | -- | ----- | | | | | | | | |
| 40E010 | 2559 | 3--- | -- | ----- | | **Accumulated Detail History for Subtotal Break | | | | | 44,489.19 | |
| 40E010 | 2559 | 3--- | -- | ----- | | | | | | | | |

40E010 4124 3100 00 000000

| | | | | | | | | | | | | |
|----------|------|-----------|----------|------------------------|-------|---|---------------|----------|------|---------|-----------|--------------|
| 11/07/17 | AP | | DA-11 | LINCOLN-WAY AREA SP ED | 0 | BUS MONITORS | OCTOBER 2017 | 11/01/17 | | | 4,565.20 | |
| 11/07/17 | AP | | DA-11 | LINCOLN-WAY AREA SP ED | 0 | BUS MONITORS | NOVEMBER 2017 | 11/01/17 | | | 4,565.20 | |
| | | | | | | November | | | | | 9,130.40 | |
| | | | | | | *40E010 4124 3100 00 000000 | | | | | 9,130.40 | |
| | | | | | | *Accounts Payable | | | | | 9,130.40 | |
| | | 45,946.00 | Budgeted | 31,984.60 | Spent | 13,961.40 | Left | % 69.61 | 0.00 | Open Po | 13,961.40 | Unencumbered |
| 40E010 | 4124 | 3100 | -- | ----- | | **Accumulated Detail History for Subtotal Break | | | | | 9,130.40 | |
| 40E010 | 4124 | 3100 | -- | ----- | | | | | | | | |
| 40E010 | 4124 | 310- | -- | ----- | | **Accumulated Detail History for Subtotal Break | | | | | 9,130.40 | |
| 40E010 | 4124 | 310- | -- | ----- | | | | | | | | |
| 40E010 | 4124 | 31-- | -- | ----- | | **Accumulated Detail History for Subtotal Break | | | | | 9,130.40 | |

FDTLOC FUNC OBJ SJ SOURCE

| Date | Src | Sub | Batch | Vendor Name/Ref | PO#/Line# | Description | Inv#/Desc2 | Inv Date | Chk#/Rec# | Check Date | Amount | |
|----------|------|-----------|----------|-----------------------|-----------|---|--------------|----------|-----------|------------|-----------|--------------|
| 40E010 | 4124 | 31-- | -- | ----- | | | | | | | | |
| 40E010 | 4124 | 3--- | -- | ----- | | **Accumulated Detail History for Subtotal Break | | | | | 9,130.40 | |
| 40E010 | 4124 | 3--- | -- | ----- | | | | | | | | |
| <hr/> | | | | | | | | | | | | |
| 40E032 | 2550 | 3190 | 00 | 000000 | | | | | | | | |
| 11/07/17 | AP | | DA-11 | TRANSPORT TOWING, INC | 0 | BUS SAFETY INSPECTIONS - BUS #14 SPARE November | 39525 | 11/01/17 | | | 33.00 | |
| | | | | | | *40E032 2550 3190 00 000000 | | | | | 33.00 | |
| | | | | | | *Accounts Payable | | | | | 33.00 | |
| | | 500.00 | Budgeted | 132.00 | Spent | 368.00 | Left | % 26.40 | 0.00 | Open Po | 368.00 | Unencumbered |
| 40E032 | 2550 | 3190 | -- | ----- | | **Accumulated Detail History for Subtotal Break | | | | | 33.00 | |
| 40E032 | 2550 | 3190 | -- | ----- | | | | | | | | |
| 40E032 | 2550 | 319- | -- | ----- | | **Accumulated Detail History for Subtotal Break | | | | | 33.00 | |
| 40E032 | 2550 | 319- | -- | ----- | | | | | | | | |
| 40E032 | 2550 | 31-- | -- | ----- | | **Accumulated Detail History for Subtotal Break | | | | | 33.00 | |
| 40E032 | 2550 | 31-- | -- | ----- | | | | | | | | |
| 40E032 | 2550 | 3--- | -- | ----- | | **Accumulated Detail History for Subtotal Break | | | | | 33.00 | |
| 40E032 | 2550 | 3--- | -- | ----- | | | | | | | | |
| <hr/> | | | | | | | | | | | | |
| 40E032 | 2550 | 4120 | 00 | 000000 | | | | | | | | |
| 11/07/17 | AP | | DA-11 | LINCOLN-WAY HS#210 | 0 | MAINTENANCE SERVICE AND DIESEL FUEL/DEF FOR 09/01/2017-09/30/2017 | NOV. INVOICE | 11/01/17 | | | 761.23 | |
| 11/07/17 | AP | | DA-11 | POMPS TIRE SERVICE | 0 | TIRES FOR #14 SPARE BUS November | 410514904 | 11/01/17 | | | 946.99 | |
| | | | | | | *40E032 2550 4120 00 000000 | | | | | 1,708.22 | |
| | | | | | | *Accounts Payable | | | | | 1,708.22 | |
| | | 15,000.00 | Budgeted | 2,012.67 | Spent | 12,987.33 | Left | % 13.42 | 0.00 | Open Po | 12,987.33 | Unencumbered |
| 40E032 | 2550 | 4120 | -- | ----- | | **Accumulated Detail History for Subtotal Break | | | | | 1,708.22 | |
| 40E032 | 2550 | 4120 | -- | ----- | | | | | | | | |
| 40E032 | 2550 | 412- | -- | ----- | | **Accumulated Detail History for Subtotal Break | | | | | 1,708.22 | |
| 40E032 | 2550 | 412- | -- | ----- | | | | | | | | |
| 40E032 | 2550 | 41-- | -- | ----- | | **Accumulated Detail History for Subtotal Break | | | | | 1,708.22 | |
| 40E032 | 2550 | 41-- | -- | ----- | | | | | | | | |
| <hr/> | | | | | | | | | | | | |
| 40E032 | 2550 | 4640 | 00 | 000000 | | | | | | | | |
| 11/07/17 | AP | | DA-11 | LINCOLN-WAY HS#210 | 0 | MAINTENANCE SERVICE AND DIESEL FUEL/DEF FOR | NOV. INVOICE | 11/01/17 | | | 3,482.95 | |

24

FDTLOC FUNC OBJ SJ SOURCE

40E032 2550 4640 00 000000 (continued)

| Date | Src | Sub | Batch | Vendor Name/Ref | PO#/Line# | Description | Inv#/Desc2 | Inv Date | Chk#/Rec# | Check Date | Amount | |
|----------|------|-----------|----------|-----------------------|-----------|---|------------|----------|-----------|------------|-----------|--------------|
| | | | | | | 09/01/2017-09/30/2017 | | | | | | |
| 11/07/17 | AP | | DA-11 | SUPERFLEET MASTERCARD | 0 | 09/26/2017 - 10/25/2017 (O&M | FB333 | 11/01/17 | | | 3,330.57 | |
| | | | | PROGRAM | | AND TRANSPORTATION GAS) | | | | | | |
| | | | | | | November | | | | | 6,813.52 | |
| | | | | | | *40E032 2550 4640 00 000000 | | | | | 6,813.52 | |
| | | | | | | *Accounts Payable | | | | | 6,813.52 | |
| | | 40,000.00 | Budgeted | -432.55 | Spent | 40,432.55 | Left | % -1.08 | 0.00 | Open Po | 40,432.55 | Unencumbered |
| 40E032 | 2550 | 4640 | -- | ----- | | **Accumulated Detail History for Subtotal Break | | | | | 6,813.52 | |
| 40E032 | 2550 | 4640 | -- | ----- | | **Accumulated Detail History for Subtotal Break | | | | | 6,813.52 | |
| 40E032 | 2550 | 464- | -- | ----- | | **Accumulated Detail History for Subtotal Break | | | | | 6,813.52 | |
| 40E032 | 2550 | 464- | -- | ----- | | **Accumulated Detail History for Subtotal Break | | | | | 6,813.52 | |
| 40E032 | 2550 | 46-- | -- | ----- | | **Accumulated Detail History for Subtotal Break | | | | | 8,521.74 | |
| 40E032 | 2550 | 46-- | -- | ----- | | **Accumulated Detail History for Subtotal Break | | | | | 62,374.33 | |
| 40E032 | 2550 | 4--- | -- | ----- | | **Accumulated Detail History for Subtotal Break | | | | | 62,374.33 | |
| 40E032 | 2550 | 4--- | -- | ----- | | **Accumulated Detail History for Subtotal Break | | | | | 62,374.33 | |
| 40E032 | 2550 | 4--- | -- | ----- | | **Accumulated Detail History for Subtotal Break | | | | | 62,374.33 | |

Total for Accounts Payable 2,659,324.08
Grand Total 2,659,324.08

Grand Totals Account Summary:

| | | | | | | | | | | | |
|-----------|--------------|----------|--------------|----------|------------|------------|---------|-----------|---------|------------|--------------|
| Revenues: | 237,243.00 | Budgeted | 164,731.44 | Receipts | 72,511.56 | Unreceived | % 69.44 | | | | |
| Expenses: | 5,243,437.00 | Budgeted | 4,469,319.47 | Spent | 774,117.53 | Left | % 85.24 | 87,560.27 | Open Po | 686,557.26 | Unencumbered |

Number of Accounts: 83

** The report displays only accounts with activity in the date range selected.

***** End of report *****

| Used By | Name | Tran Date | Tran ID | Card Number | Where Used | Purch Vendor | Imp Date | Post Date | Status | App | Amount |
|---|--|------------|-------------|------------------|---------------------------------|--------------|------------|-----------|----------|-----|----------|
| | | Line | Description | PO Number | Invoice Number | Invoice Dt | Amount | | | | |
| | | Account | Percent | Amount | | | | | | | |
| CASTIOMA000 | CASTILLO OMAR, MR | 10/04/2017 | 486417614 | XXXXXXXXXXXX0007 | IASB, 217-5289688, IL, 62703, U | ILLINOIS008 | 10/06/2017 | | Invoiced | A | 288.40 |
| | 1 Jennifer Riedl Board President workshop at con | | | | 10202017X00005 | 10/20/2017 | 288.40 | | | | |
| | 10E020 2310 3320 00 000000 | | | | 100.00% | | 288.40 | | | | |
| | 10/04/2017 486417615 XXXXXXXXXXXXXXX0007 | | | | IASB, 217-5289688, IL, 62703, U | ILLINOIS008 | 10/06/2017 | | Invoiced | A | 478.95 |
| | 1 IASBO conference - Jaime Staley | | | | 10202017X00005 | 10/20/2017 | 478.95 | | | | |
| | 10E020 2310 3320 00 000000 | | | | 100.00% | | 478.95 | | | | |
| | 10/03/2017 486216562 XXXXXXXXXXXXXXX0007 | | | | ILL ASSOC OF SCHOOL BU, 815-753 | | 10/06/2017 | | Invoiced | A | 320.00 |
| | 1 Teri Shaw - AA registration - Triple I confere | | | | 10202017X00001 | 10/20/2017 | 320.00 | | | | |
| | 10E030 2510 1110 00 000000 | | | | 100.00% | | 320.00 | | | | |
| | 10/03/2017 486216563 XXXXXXXXXXXXXXX0007 | | | | EGGCETERA CAFE, MOKENA, IL, 604 | EGGCETER000 | 10/06/2017 | | Invoiced | A | 117.40 |
| | 1 administrators working lunch 10/2 at MJH | | | | 10202017X00006 | 10/20/2017 | 117.40 | | | | |
| | 10E021 2321 4110 00 000000 | | | | 100.00% | | 117.40 | | | | |
| | 10/02/2017 486094380 XXXXXXXXXXXXXXX0007 | | | | DOUBLETREE AB LINCOLN, SPRINGFI | | 10/06/2017 | | Invoiced | A | 129.95 |
| | 1 room for conference Springfield State of the I | | | | 10202017X00001 | 10/20/2017 | 129.95 | | | | |
| | 10E021 2321 3110 00 000000 | | | | 100.00% | | 129.95 | | | | |
| | 09/29/2017 485897474 XXXXXXXXXXXXXXX0007 | | | | PRAIRIE CAPITAL CONV C, SPRINGF | | 10/06/2017 | | Invoiced | A | 9.00 |
| | 1 parking for Springfield conference - Omar | | | | 10202017X00001 | 10/20/2017 | 9.00 | | | | |
| | 10E021 2321 3110 00 000000 | | | | 100.00% | | 9.00 | | | | |
| | 09/20/2017 484666129 XXXXXXXXXXXXXXX0007 | | | | PITNEY BOWES PI, 800-243-7824, | | 10/06/2017 | | Invoiced | A | 180.00 |
| | 1 monthly rental of postage machine | | | | 10202017X00001 | 10/20/2017 | 180.00 | | | | |
| | 10E030 2630 3400 00 000000 | | | | 100.00% | | 180.00 | | | | |
| | 09/12/2017 483671301 XXXXXXXXXXXXXXX0007 | | | | EGGCETERA CAFE, MOKENA, IL, 604 | EGGCETER000 | 10/06/2017 | | Invoiced | A | 59.95 |
| | 1 negotiations dinner for District team 9/11 | | | | 10202017X00006 | 10/20/2017 | 59.95 | | | | |
| | 10E021 2321 4110 00 000000 | | | | 100.00% | | 59.95 | | | | |
| | 09/08/2017 483389777 XXXXXXXXXXXXXXX0007 | | | | FOXS RESTAURANT - MOKE, MOKENA, | | 10/06/2017 | | Invoiced | A | 98.43 |
| | 1 dinner for bus drivers safety workshop | | | | 10202017X00001 | 10/20/2017 | 98.43 | | | | |
| | 40E032 2550 4100 00 000000 | | | | 100.00% | | 98.43 | | | | |
| 9 transaction(s) for CASTIOMA000. Total Amount =====> | | | | | | | | | | | 1,682.08 |
| KIRCHANN000 | KIRCHNER ANNA, MRS | 10/05/2017 | 486559389 | XXXXXXXXXXXX2157 | AMAZON.COM AMZN.COM/BI, AMZN.CO | AMAZON 000 | 10/06/2017 | | Invoiced | A | 34.70 |
| | 1 pocket folders | | | | 10202017X00003 | 10/20/2017 | 34.70 | | | | |
| | 10E002 1101 4100 00 000000 | | | | 100.00% | | 34.70 | | | | |
| | 10/05/2017 486559390 XXXXXXXXXXXXXXX2157 | | | | INT*IN *BEE READING CO, 815-509 | | 10/06/2017 | | Invoiced | A | 83.00 |
| | 1 Bee reading sound props kit - Fiene | | | | 10202017X00001 | 10/20/2017 | 83.00 | | | | |
| | 10E002 1101 4100 00 000000 | | | | 100.00% | | 83.00 | | | | |

47

| Used By | Name | Tran Date | Tran ID | Card Number | Where Used | Purch Vendor | Imp Date | Post Date | Status | App | Amount |
|---|---|------------|-----------|------------------|---------------------------------|----------------|------------|-----------|----------|-----|--------|
| Line | Description | | | | PO Number | Invoice Number | Invoice Dt | Amount | | | |
| | Account | | | | Percent | Amount | | | | | |
| KIRCHANN000 KIRCHNER ANNA, MRS continued... | | | | | | | | | | | |
| | | 10/05/2017 | 486559391 | XXXXXXXXXXXX2157 | AMAZON MKTPLACE PMTS, AMZN.COM/ | AMAZON 000 | 10/06/2017 | | Invoiced | A | 8.99 |
| 1 | Headphone splitters | | | | | 10202017X00003 | 10/20/2017 | 8.99 | | | |
| | 10E002 1101 4100 00 000000 | | | | 100.00% | 8.99 | | | | | |
| | | 10/05/2017 | 486559392 | XXXXXXXXXXXX2157 | TRIARCO ART, GTA, BENT, PLYMOUT | TRIARCO 000 | 10/06/2017 | | Invoiced | A | 12.84 |
| 1 | PBIS incentives | | | | | 10202017X00014 | 10/20/2017 | 12.84 | | | |
| | 10E053 1101 4920 00 000000 | | | | 100.00% | 12.84 | | | | | |
| | | 10/02/2017 | 486094382 | XXXXXXXXXXXX2157 | Amazon.com, AMZN.COM/BILL, WA, | AMAZON 000 | 10/06/2017 | | Invoiced | A | 35.94 |
| 1 | orange cardstock | | | | | 10202017X00003 | 10/20/2017 | 35.94 | | | |
| | 10E002 1101 4100 00 000000 | | | | 100.00% | 35.94 | | | | | |
| | | 10/02/2017 | 486094383 | XXXXXXXXXXXX2157 | OTC BRANDS, INC., OMAHA, NE, 6 | | 10/06/2017 | | Invoiced | A | 58.80 |
| 1 | PBIS incentives | | | | | 10202017X00001 | 10/20/2017 | 58.80 | | | |
| | 10E053 1101 4920 00 000000 | | | | 100.00% | 58.80 | | | | | |
| | | 09/28/2017 | 485662998 | XXXXXXXXXXXX2157 | OFFICE DEPOT #2271, FRANKFORT, | OFFICE D000 | 10/06/2017 | | Invoiced | A | 22.46 |
| 1 | Signature stamp Lark | | | | | 10202017X00015 | 10/20/2017 | 22.46 | | | |
| | 10E002 1101 4100 00 000000 | | | | 100.00% | 22.46 | | | | | |
| | | 09/28/2017 | 485662999 | XXXXXXXXXXXX2157 | RAYMOND GEDDES & COMPA, BALTIMO | | 10/06/2017 | | Invoiced | A | 101.56 |
| 1 | PBIS incentives | | | | | 10202017X00001 | 10/20/2017 | 101.56 | | | |
| | 10E053 1101 4920 00 000000 | | | | 100.00% | 101.56 | | | | | |
| | | 09/27/2017 | 485508099 | XXXXXXXXXXXX2157 | Amazon.com, AMZN.COM/BILL, WA, | AMAZON 000 | 10/06/2017 | | Invoiced | A | 27.41 |
| 1 | 60 minute visual timer | | | | | 10202017X00003 | 10/20/2017 | 27.41 | | | |
| | 10E002 1101 4100 00 000000 | | | | 100.00% | 27.41 | | | | | |
| | | 09/26/2017 | 485351505 | XXXXXXXXXXXX2157 | EGGCETERA CAFE, MOKENA, IL, 604 | EGGCETER000 | 10/06/2017 | | Invoiced | A | 195.73 |
| 1 | GLDA 2nd grade lunch | | | | | 10202017X00006 | 10/20/2017 | 195.73 | | | |
| | 10E002 2410 4100 00 000000 | | | | 100.00% | 195.73 | | | | | |
| | | 09/25/2017 | 485233049 | XXXXXXXXXXXX2157 | INFOSOURCE, INC., OVIEDO, FL, 3 | | 10/06/2017 | | Invoiced | A | 177.00 |
| 1 | Google training for teachers - Debi Blank | | | | | 10202017X00001 | 10/20/2017 | 177.00 | | | |
| | 10E002 1101 3200 00 000000 | | | | 100.00% | 177.00 | | | | | |
| | | 09/22/2017 | 485070700 | XXXXXXXXXXXX2157 | MAGAZINEDEALS.COM, 03054948501, | | 10/06/2017 | | Invoiced | A | 29.50 |
| 1 | Ranger Rick magazine | | | | | 10202017X00001 | 10/20/2017 | 29.50 | | | |
| | 10E002 2220 4300 00 000000 | | | | 100.00% | 29.50 | | | | | |
| | | 09/22/2017 | 485070701 | XXXXXXXXXXXX2157 | NAT*NATL GEO KIDS, 800-647-5463 | | 10/06/2017 | | Invoiced | A | 15.00 |
| 1 | National geographic for kids | | | | | 10202017X00001 | 10/20/2017 | 15.00 | | | |
| | 10E002 2220 4300 00 000000 | | | | 100.00% | 15.00 | | | | | |
| | | 09/22/2017 | 485070702 | XXXXXXXXXXXX2157 | NO TEARS LEARNING INC, 03012632 | | 10/06/2017 | | Invoiced | A | 435.05 |
| 1 | Screens and capital letters | | | | | 10202017X00001 | 10/20/2017 | 435.05 | | | |
| | 10E002 2220 4300 00 000000 | | | | 100.00% | 435.05 | | | | | |

| Used By | Name | Tran Date | Tran ID | Card Number | Where Used | Purch Vendor | Imp Date | Post Date | Status | App | Amount |
|-------------|--|--------------|-------------|------------------|---------------------------------|--------------|------------|-----------|----------|-----|--------|
| | | Line | Description | PO Number | Invoice Number | Invoice Dt | Amount | | | | |
| | | Account | Percent | Amount | | | | | | | |
| KIRCHANN000 | KIRCHNER ANNA, MRS | continued... | | | | | | | | | |
| | | 09/22/2017 | 485070703 | XXXXXXXXXXXX2157 | TRIARCO ART, GTA, BENT, PLYMOUT | TRIARCO 000 | 10/06/2017 | | Invoiced | A | 149.93 |
| 1 | PBIS incentives | | | | 10202017X00014 | 10/20/2017 | 149.93 | | | | |
| | 10E053 1101 4920 00 000000 | | | | 100.00% | | 149.93 | | | | |
| | | 09/21/2017 | 484813185 | XXXXXXXXXXXX2157 | BERKOT S # 309, MOKENA, IL, 604 | | 10/06/2017 | | Invoiced | A | 19.42 |
| 1 | Staff meeting snacks | | | | 10202017X00001 | 10/20/2017 | 19.42 | | | | |
| | 10E002 2410 4100 00 000000 | | | | 100.00% | | 19.42 | | | | |
| | | 09/21/2017 | 484813186 | XXXXXXXXXXXX2157 | AMAZON MKTPLACE PMTS, AMZN.COM/ | AMAZON 000 | 10/06/2017 | | Invoiced | A | 68.97 |
| 1 | Portable cassette players and splitters for 2n | | | | 10202017X00003 | 10/20/2017 | 68.97 | | | | |
| | 10E002 1101 4100 00 000000 | | | | 100.00% | | 68.97 | | | | |
| | | 09/19/2017 | 484516481 | XXXXXXXXXXXX2157 | Amazon.com, AMZN.COM/BILL, WA, | AMAZON 000 | 10/06/2017 | | Invoiced | A | 59.96 |
| 1 | PBIS incentives | | | | 10202017X00003 | 10/20/2017 | 59.96 | | | | |
| | 10E053 1101 4920 00 000000 | | | | 100.00% | | 59.96 | | | | |
| | | 09/18/2017 | 484393863 | XXXXXXXXXXXX2157 | AMAZON MKTPLACE PMTS, AMZN.COM/ | AMAZON 000 | 10/06/2017 | | Invoiced | A | 104.93 |
| 1 | Chalkboards for kindergarten | | | | 10202017X00003 | 10/20/2017 | 104.93 | | | | |
| | 10E002 2220 4300 00 000000 | | | | 100.00% | | 104.93 | | | | |
| | | 09/15/2017 | 484227564 | XXXXXXXXXXXX2157 | WILSONLANGU, 5083682399, MA, 01 | | 10/06/2017 | | Invoiced | A | 62.00 |
| 1 | Large sound cards 2nd and 3rd editions | | | | 10202017X00001 | 10/20/2017 | 62.00 | | | | |
| | 10E002 1101 4100 00 000000 | | | | 100.00% | | 62.00 | | | | |
| | | 09/15/2017 | 484227565 | XXXXXXXXXXXX2157 | Amazon.com, AMZN.COM/BILL, WA, | AMAZON 000 | 10/06/2017 | | Invoiced | A | 138.16 |
| 1 | Bulletin board for outside central gym | | | | 10202017X00003 | 10/20/2017 | 138.16 | | | | |
| | 10E002 1101 4100 00 000000 | | | | 100.00% | | 138.16 | | | | |
| | | 09/14/2017 | 483960452 | XXXXXXXXXXXX2157 | JEWEL #3051, ORLAND PARK, IL, 6 | JEWEL-OS000 | 10/06/2017 | | Invoiced | A | 41.49 |
| 1 | Staff early dismissal snacks | | | | 10202017X00016 | 10/20/2017 | 41.49 | | | | |
| | 10E002 2410 4100 00 000000 | | | | 100.00% | | 41.49 | | | | |
| | | 09/14/2017 | 483960453 | XXXXXXXXXXXX2157 | Amazon.com, AMZN.COM/BILL, WA, | AMAZON 000 | 10/06/2017 | | Invoiced | A | 109.98 |
| 1 | Pencil sharpeners | | | | 10202017X00003 | 10/20/2017 | 109.98 | | | | |
| | 10E002 1101 4100 00 000000 | | | | 100.00% | | 109.98 | | | | |
| | | 09/12/2017 | 483671304 | XXXXXXXXXXXX2157 | JEWEL #3051, ORLAND PARK, IL, 6 | JEWEL-OS000 | 10/06/2017 | | Invoiced | A | 28.23 |
| 1 | Admin meeting | | | | 10202017X00016 | 10/20/2017 | 28.23 | | | | |
| | 10E002 2410 4100 00 000000 | | | | 100.00% | | 28.23 | | | | |
| | | 09/12/2017 | 483671305 | XXXXXXXXXXXX2157 | NO TEARS LEARNING INC, 03012632 | | 10/06/2017 | | Invoiced | A | 152.73 |
| 1 | Learning kits for kindergarten | | | | 10202017X00001 | 10/20/2017 | 152.73 | | | | |
| | 10E002 2223 4100 00 000000 | | | | 100.00% | | 152.73 | | | | |
| | | 09/11/2017 | 483547973 | XXXXXXXXXXXX2157 | AMAZON MKTPLACE PMTS, AMZN.COM/ | AMAZON 000 | 10/06/2017 | | Invoiced | A | 27.94 |
| 1 | PBIS incentives | | | | 10202017X00003 | 10/20/2017 | 27.94 | | | | |
| | 10E053 1101 4920 00 000000 | | | | 100.00% | | 27.94 | | | | |

| Used By | Name | Tran Date | Tran ID | Card Number | Where Used | Purch Vendor | Imp Date | Post Date | Status | App | Amount |
|--|--|------------|-----------|------------------|---------------------------------|-------------------|------------|------------|----------|-----|----------|
| Line | Description | | | | PO Number | Invoice Number | Invoice Dt | Amount | | | |
| | Account | | | | Percent | Amount | | | | | |
| KIRCHANN000 KIRCHNER ANNA, MRS continued... | | | | | | | | | | | |
| | | 09/11/2017 | 483547974 | XXXXXXXXXXXX2157 | TRIARCO ART, GTA, BENT, PLYMOUT | TRIARCO 000 | 10/06/2017 | | Invoiced | A | 102.45 |
| 1 | PBIS incentives | | | | | 10202017X00014 | 10/20/2017 | 102.45 | | | |
| | 10E053 1101 4920 00 000000 | | | | 100.00% | 102.45 | | | | | |
| | | 09/11/2017 | 483547975 | XXXXXXXXXXXX2157 | OTC BRANDS, INC., OMAHA, NE, 6 | | 10/06/2017 | | Invoiced | A | 61.97 |
| 1 | PBIS incentives | | | | | 10202017X00001 | 10/20/2017 | 61.97 | | | |
| | 10E053 1101 4920 00 000000 | | | | 100.00% | 61.97 | | | | | |
| | | 09/08/2017 | 483389784 | XXXXXXXXXXXX2157 | SMILEMAKERS INC, 888-8007645, S | SMILEMAK000 | 10/06/2017 | | Invoiced | A | 100.95 |
| 1 | PBIS incentives | | | | | 10202017X00017 | 10/20/2017 | 100.95 | | | |
| | 10E053 1101 4920 00 000000 | | | | 100.00% | 100.95 | | | | | |
| | | 09/07/2017 | 483142915 | XXXXXXXXXXXX2157 | TARGET | 00020289, NEW LEN | TARGET 000 | 10/06/2017 | Invoiced | A | 24.93 |
| 1 | office supplies | | | | | 10202017X00000 | 10/20/2017 | 24.93 | | | |
| | 10E002 1101 4100 00 000000 | | | | 100.00% | 24.93 | | | | | |
| | | 09/07/2017 | 483142916 | XXXXXXXXXXXX2157 | BERKOT S # 309, MOKENA, IL, 604 | | 10/06/2017 | | Invoiced | A | 21.67 |
| 1 | Staff meeting | | | | | 10202017X00001 | 10/20/2017 | 21.67 | | | |
| | 10E002 2410 4100 00 000000 | | | | 100.00% | 21.67 | | | | | |
| | | 09/07/2017 | 483142917 | XXXXXXXXXXXX2157 | AMAZON MKTPLACE PMTS, AMZN.COM/ | AMAZON 000 | 10/06/2017 | | Invoiced | A | 38.35 |
| 1 | Visavis markers | | | | | 10202017X00003 | 10/20/2017 | 38.35 | | | |
| | 10E002 1101 4100 00 000000 | | | | 100.00% | 38.35 | | | | | |
| | | 09/07/2017 | 483142918 | XXXXXXXXXXXX2157 | DEMCO INC, 800-9624463, WI, 537 | DEMCOINC000 | 10/06/2017 | | Invoiced | A | 23.03 |
| 1 | Librarian calendars | | | | | 10202017X00002 | 10/20/2017 | 23.03 | | | |
| | 10E002 2223 4100 00 000000 | | | | 100.00% | 23.03 | | | | | |
| 33 transaction(s) for KIRCHANN000. Total Amount =====> | | | | | | | | | | | 2,575.07 |
| MCATEDAV000 MCATEE DAVID A | | | | | | | | | | | |
| | | 09/22/2017 | 485070696 | XXXXXXXXXXXX1762 | ISLMA, PEKIN, IL, 61554, USA | | 10/06/2017 | | Invoiced | A | 10.00 |
| 1 | Bluestem subscription | | | | | 10202017X00001 | 10/20/2017 | 10.00 | | | |
| | 10E003 2223 4100 00 000000 | | | | 100.00% | 10.00 | | | | | |
| | | 09/22/2017 | 485070697 | XXXXXXXXXXXX1762 | LAKESHORE LEARNING #64, ORLANDO | | 10/06/2017 | | Invoiced | A | 14.43 |
| 2 | Letters and numbers for bullentin boards | | | | | 10202017X00001 | 10/20/2017 | 14.43 | | | |
| | 10E003 1101 2100 00 000000 | | | | 100.00% | 14.43 | | | | | |
| | | 09/22/2017 | 485070698 | XXXXXXXXXXXX1762 | WAREHOUSE DIRECT, CCRECEIPTS@WA | | 10/06/2017 | | Invoiced | A | 142.67 |
| 1 | Office and Classroom supplies | | | | | 10202017X00001 | 10/20/2017 | 142.67 | | | |
| | 10E003 1101 4100 00 000000 | | | | 100.00% | 142.67 | | | | | |
| | | 09/08/2017 | 483389779 | XXXXXXXXXXXX1762 | DOLLARTREE, MOKENA, IL, 60448, | | 10/06/2017 | | Invoiced | A | 39.00 |
| 1 | earbuds for testing | | | | | 10202017X00001 | 10/20/2017 | 39.00 | | | |
| | 10E003 1101 4100 00 000000 | | | | 100.00% | 39.00 | | | | | |

50

| Used By | Name | Tran Date | Tran ID | Card Number | Where Used | Purch Vendor | Imp Date | Post Date | Status | App | Amount |
|---|--|--------------|------------------|---------------------------------|---------------------------------|--------------|------------|-----------|----------|-----|---------|
| Line | Description | PO Number | Invoice Number | Invoice Dt | Amount | | | | | | |
| Account | Percent | Amount | | | | | | | | | |
| MCATEDAV000 | MCATEE DAVID A | continued... | | | | | | | | | |
| | 09/08/2017 | 483389780 | XXXXXXXXXXXX1762 | KATOM RESTA, 8005418683, TN, 37 | | 10/06/2017 | | | Invoiced | A | 136.97 |
| 1 | Timers for reading | | | 10202017X00001 | | 10/20/2017 | | 136.97 | | | |
| 10E003 | 1101 4100 00 000000 | | | 100.00% | | | | 136.97 | | | |
| 5 transaction(s) for MCATEDAV000. Total Amount =====> | | | | | | | | | | | 343.07 |
| PARENEIL000 | PARENTE EILEEN, MRS | 10/05/2017 | 486559388 | XXXXXXXXXXXX9756 | VOYAGER SOPRIS LEARN G, 800-547 | VOYAGER 001 | 10/06/2017 | | Invoiced | A | 66.08 |
| 1 | (1) Lang Live! Student software license for ne | | | | 10202017X00010 | | 10/20/2017 | | 66.08 | | |
| 10E010 | 1200 4700 00 000000 | | | 100.00% | | | | 66.08 | | | |
| | 10/03/2017 | 486216565 | XXXXXXXXXXXX9756 | AMAZON MKTPLACE PMTS, AMZN.COM/ | AMAZON 000 | 10/06/2017 | | | Invoiced | A | 44.55 |
| 1 | Hearing Protection Headphones for SI Classroom | | | | 10202017X00003 | | 10/20/2017 | | 44.55 | | |
| 10E010 | 1200 4100 00 000000 | | | 100.00% | | | | 44.55 | | | |
| | 10/02/2017 | 486094381 | XXXXXXXXXXXX9756 | AMAZON.COM AMZN.COM/BI, AMZN.CO | AMAZON 000 | 10/06/2017 | | | Invoiced | A | 16.99 |
| 1 | Jumping Jack game for S/L students | | | | 10202017X00003 | | 10/20/2017 | | 16.99 | | |
| 10E010 | 1200 4100 00 000000 | | | 100.00% | | | | 16.99 | | | |
| | 09/28/2017 | 485662997 | XXXXXXXXXXXX9756 | UPS*29397243ENS, 800-811-1648, | | 10/06/2017 | | | Invoiced | A | 5.80 |
| 1 | Postage to return books | | | | 10202017X00001 | | 10/20/2017 | | 5.80 | | |
| 10E030 | 2630 3400 00 000000 | | | 100.00% | | | | 5.80 | | | |
| | 09/27/2017 | 485508098 | XXXXXXXXXXXX9756 | UPS*1ZC86D6T0300004819, 800-811 | | 10/06/2017 | | | Invoiced | A | 14.19 |
| 1 | Postage to return books | | | | 10202017X00001 | | 10/20/2017 | | 14.19 | | |
| 10E030 | 2630 3400 00 000000 | | | 100.00% | | | | 14.19 | | | |
| | 09/22/2017 | 485070699 | XXXXXXXXXXXX9756 | AMAZON MKTPLACE PMTS, AMZN.COM/ | AMAZON 000 | 10/06/2017 | | | Invoiced | A | 50.97 |
| 1 | (1) Large Weighted Pad for sensory student (OT | | | | 10202017X00003 | | 10/20/2017 | | 50.97 | | |
| 10E010 | 1200 4100 00 000000 | | | 100.00% | | | | 50.97 | | | |
| | 09/21/2017 | 484813184 | XXXXXXXXXXXX9756 | AMAZON MKTPLACE PMTS, AMZN.COM/ | AMAZON 000 | 10/06/2017 | | | Invoiced | A | 30.98 |
| 1 | (1) Slant Board for Student Use (OT) | | | | 10202017X00003 | | 10/20/2017 | | 30.98 | | |
| 10E010 | 1200 4100 00 000000 | | | 100.00% | | | | 30.98 | | | |
| | 09/20/2017 | 484666132 | XXXXXXXXXXXX9756 | AMAZON MKTPLACE PMTS, AMZN.COM/ | AMAZON 000 | 10/06/2017 | | | Invoiced | A | 48.84 |
| 1 | Thermal Laminating Pouches for SI classrooms (| | | | 10202017X00003 | | 10/20/2017 | | 48.84 | | |
| 10E010 | 1200 4100 00 000000 | | | 100.00% | | | | 48.84 | | | |
| | 09/19/2017 | 484516479 | XXXXXXXXXXXX9756 | AMAZON MKTPLACE PMTS, AMZN.COM/ | AMAZON 000 | 10/06/2017 | | | Invoiced | A | 119.14 |
| 1 | Resistance Bands Set, Weighted Pads for Sensor | | | | 10202017X00003 | | 10/20/2017 | | 119.14 | | |
| 10E010 | 1200 4100 00 000000 | | | 88.42% | | | | 105.34 | | | |
| 10E021 | 2321 4110 00 000000 | | | 11.58% | | | | 13.80 | | | |
| | 09/18/2017 | 484393862 | XXXXXXXXXXXX9756 | IAASE, LEBANON, IL, 62254, USA | | 10/06/2017 | | | Invoiced | A | -150.00 |
| 1 | Refund of registration fee for IAASE Conferenc | | | | 10202017X00001 | | 10/20/2017 | | -150.00 | | |
| 10E010 | 1200 3120 00 000000 | | | 100.00% | | | | -150.00 | | | |

| Used By | Name | Tran Date | Tran ID | Card Number | Where Used | Purch Vendor | Imp Date | Post Date | Status | App | Amount |
|-------------|--|--------------|-------------|------------------|---------------------------------|--------------|------------|-----------|----------|-----|--------|
| | | Line | Description | PO Number | Invoice Number | Invoice Dt | Amount | | | | |
| | | Account | Percent | Amount | | | | | | | |
| PARENEIL000 | PARENTE EILEEN, MRS | continued... | | | | | | | | | |
| | | 09/15/2017 | 484227562 | XXXXXXXXXXXX9756 | IXL, SAN MATEO, CA, 94404, USA | | 10/06/2017 | | Invoiced | A | 900.00 |
| 1 | 1 year Site License for Sped Math Curriculum | | | | 10202017X00001 | 10/20/2017 | 900.00 | | | | |
| | 10E010 1200 4700 00 000000 | | | | 100.00% | | 900.00 | | | | |
| | | 09/15/2017 | 484227563 | XXXXXXXXXXXX9756 | Really Good *, 800-366-1920, CT | REALLY G000 | 10/06/2017 | | Invoiced | A | 83.83 |
| 1 | Bouncy Bands for Chairs (OT) (5) | | | | 10202017X000011 | 10/20/2017 | 83.83 | | | | |
| | 10E010 1200 4100 00 000000 | | | | 100.00% | | 83.83 | | | | |
| | | 09/14/2017 | 483960450 | XXXXXXXXXXXX9756 | AMAZON MKTPLACE PMTS, AMZN.COM/ | AMAZON 000 | 10/06/2017 | | Invoiced | A | 32.95 |
| 1 | Stereo CD Player for VI student to hear lesson | | | | 10202017X000003 | 10/20/2017 | 32.95 | | | | |
| | 10E010 1200 4100 00 000000 | | | | 100.00% | | 32.95 | | | | |
| | | 09/14/2017 | 483960451 | XXXXXXXXXXXX9756 | MULTI-HEALTH SYSTEMS, N TONAWAN | | 10/06/2017 | | Invoiced | A | 21.50 |
| 1 | CEFI Online Assessment forms (5) | | | | 10202017X000001 | 10/20/2017 | 21.50 | | | | |
| | 10E010 2230 4100 00 000000 | | | | 100.00% | | 21.50 | | | | |
| | | 09/12/2017 | 483671303 | XXXXXXXXXXXX9756 | AMAZON MKTPLACE PMTS, AMZN.COM/ | AMAZON 000 | 10/06/2017 | | Invoiced | A | 13.99 |
| 1 | Velcro dots for SI Classroom | | | | 10202017X000003 | 10/20/2017 | 13.99 | | | | |
| | 10E010 1200 4100 00 000000 | | | | 100.00% | | 13.99 | | | | |
| | | 09/08/2017 | 483389781 | XXXXXXXXXXXX9756 | CRISIS PREVENTION, 8005588976, | | 10/06/2017 | | Invoiced | A | 250.00 |
| 1 | CPI Refresher Workbooks (20) | | | | 10202017X000001 | 10/20/2017 | 250.00 | | | | |
| | 10E010 1101 4120 00 000000 | | | | 100.00% | | 250.00 | | | | |
| | | 09/08/2017 | 483389782 | XXXXXXXXXXXX9756 | AMAZON MKTPLACE PMTS, AMZN.COM/ | AMAZON 000 | 10/06/2017 | | Invoiced | A | 38.72 |
| 1 | book: 6-Way Paragraphs, Middle Level for MJH R | | | | 10202017X000003 | 10/20/2017 | 38.72 | | | | |
| | 10E010 1101 4200 00 000000 | | | | 100.00% | | 38.72 | | | | |
| | | 09/08/2017 | 483389783 | XXXXXXXXXXXX9756 | VOYAGER SOPRIS LEARN G, 800-547 | VOYAGER 001 | 10/06/2017 | | Invoiced | A | 329.89 |
| 1 | books (2): Six-Minute Solutions, Primary and | | | | 10202017X000010 | 10/20/2017 | 329.89 | | | | |
| | 10E010 1101 4200 00 000000 | | | | 100.00% | | 329.89 | | | | |
| | | 09/07/2017 | 483142913 | XXXXXXXXXXXX9756 | LEARNING A-Z, LLC, 866-889-3729 | LEARNING000 | 10/06/2017 | | Invoiced | A | 219.90 |
| 1 | Raz-Kids Software license for VI child | | | | 10202017X000012 | 10/20/2017 | 219.90 | | | | |
| | 10E010 1200 4700 00 000000 | | | | 100.00% | | 219.90 | | | | |
| | | 09/07/2017 | 483142914 | XXXXXXXXXXXX9756 | AMAZON MKTPLACE PMTS, AMZN.COM/ | AMAZON 000 | 10/06/2017 | | Invoiced | A | 9.59 |
| 1 | Para Cord for bead skills (OT) in EC classroom | | | | 10202017X000003 | 10/20/2017 | 9.59 | | | | |
| | 10E010 1200 4100 00 000000 | | | | 100.00% | | 9.59 | | | | |
| | | 09/06/2017 | 483010779 | XXXXXXXXXXXX9756 | 95 PERCENT GROUP INC, 847-499-8 | | 10/06/2017 | | Invoiced | A | 203.50 |
| 1 | TE Resource Book - Blueprint for Comprehension | | | | 10202017X000001 | 10/20/2017 | 203.50 | | | | |
| | 10E010 1101 4200 00 000000 | | | | 100.00% | | 203.50 | | | | |
| | | 09/06/2017 | 483010780 | XXXXXXXXXXXX9756 | CRISIS PREVENTION, 8005588976, | | 10/06/2017 | | Invoiced | A | 625.00 |
| 1 | CPI Refresher Workbooks (50) | | | | 10202017X000001 | 10/20/2017 | 625.00 | | | | |
| | 10E010 1101 4120 00 000000 | | | | 100.00% | | 625.00 | | | | |

52

| Used By | Name | Tran Date | Tran ID | Card Number | Where Used | Purch Vendor | Imp Date | Post Date | Status | App | Amount | |
|--|--|------------|----------------|------------------|---------------------------------|--------------|------------|-----------|----------|--|--------|----------|
| Line | Description | PO Number | Invoice Number | Invoice Dt | Amount | Account | Percent | Amount | | | | |
| PARENEIL000 PARENTE EILEEN, MRS continued... | | | | | | | | | | | | |
| | | 09/06/2017 | 483010781 | XXXXXXXXXXXX9756 | Discount School Supply, 800-482 | DISCOUNT000 | 10/06/2017 | | Invoiced | A | 529.44 | |
| 1 | Chairs (15) for the Primary SI Classroom | | | | 10202017X00013 | | 10/20/2017 | 529.44 | | | | |
| | 10E010 1200 7000 00 000000 | | | | 100.00% | 529.44 | | | | | | |
| | | | | | | | | | | 23 transaction(s) for PARENEIL000. Total Amount =====> | | 3,505.85 |
| ROLINMIC000 ROLINITIS MICHAEL, MR 10/05/2017 486559386 XXXXXXXXXXXX0032 TARGET 00020289, NEW LEN TARGET 000 10/06/2017 Invoiced A 135.45 | | | | | | | | | | | | |
| 1 | replenish items for PBIS store | | | | 10202017X00000 | | 10/20/2017 | 135.45 | | | | |
| | 10E004 1102 4100 00 000000 | | | | 100.00% | 135.45 | | | | | | |
| 10/05/2017 486559387 XXXXXXXXXXXX0032 POSITIVE PROMOTIONS IN, 800-635 10/06/2017 Invoiced A 55.80 | | | | | | | | | | | | |
| 1 | Red Ribbon Week supplies | | | | 10202017X00001 | | 10/20/2017 | 55.80 | | | | |
| | 10E004 1102 4100 00 000000 | | | | 100.00% | 55.80 | | | | | | |
| 09/29/2017 485897472 XXXXXXXXXXXX0032 ELEVEN CITY DINER, CHICAGO, IL, 10/06/2017 Invoiced A 80.01 | | | | | | | | | | | | |
| 1 | lunch for PBIS National Conference attendees | | | | 10202017X00001 | | 10/20/2017 | 80.01 | | | | |
| | 10E004 1102 3320 00 000000 | | | | 100.00% | 80.01 | | | | | | |
| 09/29/2017 485897473 XXXXXXXXXXXX0032 ILLINOIS PRINCIPALS AS, 2175251 10/06/2017 Invoiced A 717.10 | | | | | | | | | | | | |
| 1 | Illinois Principals Association-2017 Fall Conf | | | | 10202017X00001 | | 10/20/2017 | 717.10 | | | | |
| | 10E004 2410 3120 00 000000 | | | | 100.00% | 717.10 | | | | | | |
| 09/27/2017 485508096 XXXXXXXXXXXX0032 TEACHER LEARNING CENTE, ROCHEST 10/06/2017 Invoiced A 235.00 | | | | | | | | | | | | |
| 1 | seminar, E. Melnyczenko | | | | 10202017X00001 | | 10/20/2017 | 235.00 | | | | |
| | 10E004 2410 3120 00 000000 | | | | 100.00% | 235.00 | | | | | | |
| 09/27/2017 485508097 XXXXXXXXXXXX0032 SCRIPPS SPELLING BEE, 051397738 10/06/2017 Invoiced A 133.00 | | | | | | | | | | | | |
| 1 | MJH registration for Scripps National Spelling | | | | 10202017X00001 | | 10/20/2017 | 133.00 | | | | |
| | 10E004 1500 6400 00 000000 | | | | 100.00% | 133.00 | | | | | | |
| 09/26/2017 485351501 XXXXXXXXXXXX0032 NATIONALGEO, 2028577000, DC, 20 10/06/2017 Invoiced A 120.00 | | | | | | | | | | | | |
| 1 | MJH registration for 2017-18 National Geograph | | | | 10202017X00001 | | 10/20/2017 | 120.00 | | | | |
| | 10E004 1500 6400 00 000000 | | | | 100.00% | 120.00 | | | | | | |
| 09/22/2017 485070692 XXXXXXXXXXXX0032 CHIPOTLE 2821, MOKENA, IL, 6044 10/06/2017 Invoiced A 10.32 | | | | | | | | | | | | |
| 1 | lunch for Student of the Month | | | | 10202017X00001 | | 10/20/2017 | 10.32 | | | | |
| | 10E004 1102 4100 00 000000 | | | | 100.00% | 10.32 | | | | | | |
| 09/22/2017 485070693 XXXXXXXXXXXX0032 UNIVERSITY ST FRANCIS, 800-3593 10/06/2017 Invoiced A 100.00 | | | | | | | | | | | | |
| 1 | seminar, M. Rolinitis | | | | 10202017X00001 | | 10/20/2017 | 100.00 | | | | |
| | 10E004 2410 3120 00 000000 | | | | 100.00% | 100.00 | | | | | | |
| 09/20/2017 484666128 XXXXXXXXXXXX0032 PITNEY BOWES PI, 800-243-7824, 10/06/2017 Invoiced A 129.00 | | | | | | | | | | | | |
| 1 | MJH postage meter rental charge, Oct-Dec 2017 | | | | 10202017X00001 | | 10/20/2017 | 129.00 | | | | |
| | 10E004 2410 3400 00 000000 | | | | 100.00% | 129.00 | | | | | | |

53

| Used By | Name | Tran Date | Tran ID | Card Number | Where Used | Purch Vendor | Imp Date | Post Date | Status | App | Amount |
|--|--|------------|-----------|------------------|---------------------------------|----------------|------------|-----------|----------|-----|----------|
| Line | Description | | | | PO Number | Invoice Number | Invoice Dt | Amount | | | |
| | Account | | | | Percent | Amount | | | | | |
| ROLINMIC000 ROLINITIS MICHAEL, MR continued... | | | | | | | | | | | |
| | | 09/15/2017 | 484227558 | XXXXXXXXXXXX0032 | PANERA BREAD #204014, 081580695 | | 10/06/2017 | | Invoiced | A | 28.62 |
| 1 | lunch, Students of the Month | | | | | 10202017X00001 | 10/20/2017 | 28.62 | | | |
| | 10E004 1102 4100 00 000000 | | | | 100.00% | 28.62 | | | | | |
| | | 09/14/2017 | 483960449 | XXXXXXXXXXXX0032 | DS SERVICES STANDARD C, 800-492 | | 10/06/2017 | | Invoiced | A | 127.47 |
| 1 | water for Staff | | | | | 10202017X00001 | 10/20/2017 | 127.47 | | | |
| | 10E004 1102 4100 00 000000 | | | | 100.00% | 127.47 | | | | | |
| | | 09/13/2017 | 483818606 | XXXXXXXXXXXX0032 | DEMCO INC, 800-9624463, WI, 537 | DEMCOINC000 | 10/06/2017 | | Invoiced | A | 137.45 |
| 1 | book repair supplies | | | | | 10202017X00002 | 10/20/2017 | 137.45 | | | |
| | 10E004 1102 4100 00 000000 | | | | 100.00% | 137.45 | | | | | |
| | | 09/08/2017 | 483389775 | XXXXXXXXXXXX0032 | PEPSIBEVERAGECO, 800-789-2626, | | 10/06/2017 | | Invoiced | A | 87.67 |
| 1 | pop for Staff | | | | | 10202017X00001 | 10/20/2017 | 87.67 | | | |
| | 10E004 1102 4100 00 000000 | | | | 100.00% | 87.67 | | | | | |
| | | 09/08/2017 | 483389776 | XXXXXXXXXXXX0032 | AASPA, 09133271222, KS, 66210, | | 10/06/2017 | | Invoiced | A | 195.00 |
| 1 | AASPA conference, E. Melnyczenko | | | | | 10202017X00001 | 10/20/2017 | 195.00 | | | |
| | 10E004 2410 3120 00 000000 | | | | 100.00% | 195.00 | | | | | |
| | | 09/07/2017 | 483142910 | XXXXXXXXXXXX0032 | AMAZON.COM AMZN.COM/BI, AMZN.CO | AMAZON 000 | 10/06/2017 | | Invoiced | A | 460.04 |
| 1 | table sets for Music class, to use with chrome | | | | | 10202017X00003 | 10/20/2017 | 460.04 | | | |
| | 10E004 1102 4100 00 000000 | | | | 100.00% | 460.04 | | | | | |
| 16 transaction(s) for ROLINMIC000. Total Amount =====> | | | | | | | | | | | 2,751.93 |
| SHAW TER000 SHAW TERI | | | | | | | | | | | |
| | | 09/22/2017 | 485070705 | XXXXXXXXXXXX1197 | SPEEDWAY 05384 WOL, MOKENA, IL, | SPEEDWAY000 | 10/06/2017 | | Invoiced | A | 100.00 |
| 1 | O&M 2014 Chevy truck gas receipts | | | | | 10202017X00007 | 10/20/2017 | 100.00 | | | |
| | 20E031 2545 4100 00 000000 | | | | 100.00% | 100.00 | | | | | |
| | | 09/22/2017 | 485070706 | XXXXXXXXXXXX1197 | SPEEDWAY 05384 WOL, MOKENA, IL, | SPEEDWAY000 | 10/06/2017 | | Invoiced | A | 73.50 |
| 1 | O&M 08 Chevy truck gas receipts | | | | | 10202017X00007 | 10/20/2017 | 73.50 | | | |
| | 20E031 2545 4100 00 000000 | | | | 100.00% | 73.50 | | | | | |
| | | 09/22/2017 | 485070707 | XXXXXXXXXXXX1197 | SPEEDWAY 01414 1, MOKENA, IL, | | 10/06/2017 | | Invoiced | A | 23.23 |
| 1 | O&M Kubata gas receipts | | | | | 10202017X00001 | 10/20/2017 | 23.23 | | | |
| | 20E031 2545 4100 00 000000 | | | | 100.00% | 23.23 | | | | | |
| 3 transaction(s) for SHAW TER000. Total Amount =====> | | | | | | | | | | | 196.73 |
| SIERRJOS000 SIERRA JOSEPH R, MR | | | | | | | | | | | |
| | | 09/28/2017 | 485662994 | XXXXXXXXXXXX0727 | IL TOLLWAY AUTO REPLEN, 800-824 | ILLINOIS004 | 10/06/2017 | | Invoiced | A | 60.00 |
| 1 | replenished I-pass for transporation (account | | | | | 10202017X00004 | 10/20/2017 | 60.00 | | | |
| | 40E032 2550 4100 00 000000 | | | | 100.00% | 60.00 | | | | | |

54

| Used By | Name | Tran Date | Tran ID | Card Number | Where Used | Purch Vendor | Imp Date | Post Date | Status | App | Amount |
|---|------------------------|--|-------------|------------------|---------------------------------|--------------|------------|-----------|----------|-----|----------|
| | | Line | Description | PO Number | Invoice Number | Invoice Dt | Amount | | | | |
| | | Account | Percent | Amount | | | | | | | |
| SMITHJAC000 | SMITH JACOB A, MR | 09/28/2017 | 485663000 | XXXXXXXXXXXX2816 | USPS PO 1652200448, MOKENA, IL, | | 10/06/2017 | | Invoiced | A | 9.90 |
| | 1 | Shipping charges for repair of Chromebook unde | | | 10202017X00001 | 10/20/2017 | 9.90 | | | | |
| | | 10E030 2630 3400 00 000000 | 100.00% | 9.90 | | | | | | | |
| | | 09/22/2017 | 485070704 | XXXXXXXXXXXX2816 | FOCUS TECHNOLOGIES SER, OAKBROO | | 10/06/2017 | | Invoiced | A | 100.00 |
| | 1 | Projector repair for MIS | | | 10202017X00001 | 10/20/2017 | 100.00 | | | | |
| | | 10E005 2660 3100 00 000000 | 100.00% | 100.00 | | | | | | | |
| | | 09/15/2017 | 484227566 | XXXXXXXXXXXX2816 | USPS PO 1652200448, MOKENA, IL, | | 10/06/2017 | | Invoiced | A | 29.70 |
| | 1 | Shipping charges for damaged repair of Chromeb | | | 10202017X00001 | 10/20/2017 | 29.70 | | | | |
| | | 10E030 2630 3400 00 000000 | 100.00% | 29.70 | | | | | | | |
| | | 09/08/2017 | 483389785 | XXXXXXXXXXXX2816 | THE HOME DEPOT #6919, FRANKFORT | | 10/06/2017 | | Invoiced | A | 36.76 |
| | 1 | - Window privacy tinting for new Tech Office. | | | 10202017X00001 | 10/20/2017 | 36.76 | | | | |
| | | 10E005 2660 4100 00 000000 | 100.00% | 36.76 | | | | | | | |
| | | 09/07/2017 | 483142919 | XXXXXXXXXXXX2816 | USPS PO 1652200448, MOKENA, IL, | | 10/06/2017 | | Invoiced | A | 18.30 |
| | 1 | Shipping for damaged projector to Focus Techno | | | 10202017X00001 | 10/20/2017 | 18.30 | | | | |
| | | 10E030 2630 3400 00 000000 | 100.00% | 18.30 | | | | | | | |
| | | 09/07/2017 | 483142920 | XXXXXXXXXXXX2816 | Amazon.com, AMZN.COM/BILL, WA, | AMAZON 000 | 10/06/2017 | | Invoiced | A | 269.97 |
| | 1 | Replacement hard drives for teacher laptops | | | 10202017X00003 | 10/20/2017 | 269.97 | | | | |
| | | 10E005 2660 4100 00 000000 | 100.00% | 269.97 | | | | | | | |
| | | 09/07/2017 | 483142921 | XXXXXXXXXXXX2816 | AMAZON MKTPLACE PMTS, AMZN.COM/ | AMAZON 000 | 10/06/2017 | | Invoiced | A | 59.98 |
| | 1 | RJ-45 Ethernet ends for network upkeep and cus | | | 10202017X00003 | 10/20/2017 | 59.98 | | | | |
| | | 10E005 2660 4100 00 000000 | 100.00% | 59.98 | | | | | | | |
| | | 09/07/2017 | 483142922 | XXXXXXXXXXXX2816 | AMAZON MKTPLACE PMTS, AMZN.COM/ | AMAZON 000 | 10/06/2017 | | Invoiced | A | 1,699.98 |
| | 1 | Replacement hard drives for teacher laptops | | | 10202017X00003 | 10/20/2017 | 1,699.98 | | | | |
| | | 10E005 2660 4100 00 000000 | 100.00% | 1,699.98 | | | | | | | |
| 8 transaction(s) for SMITHJAC000. Total Amount =====> | | | | | | | | | | | 2,224.59 |
| WILKEKAT000 | WILKEY KATHLEEN M, MRS | 10/03/2017 | 486216564 | XXXXXXXXXXXX8977 | SPEEDWAY 01423 57, NEW LENOX, | SPEEDWAY000 | 10/06/2017 | | Invoiced | A | 279.00 |
| | 1 | Gas card for fuel reimbursement for McKinney-V | | | 10202017X00007 | 10/20/2017 | 279.00 | | | | |
| | | 40E032 2550 3310 00 000000 | 100.00% | 279.00 | | | | | | | |
| | | 09/29/2017 | 485897475 | XXXXXXXXXXXX8977 | WPY*Illinois Music Edu, 855-469 | | 10/06/2017 | | Invoiced | A | 95.00 |
| | 1 | IMEA Conference Registration - K. Bussean | | | 10202017X00001 | 10/20/2017 | 95.00 | | | | |
| | | 10E018 2211 3120 00 000000 | 100.00% | 95.00 | | | | | | | |
| | | 09/28/2017 | 485662995 | XXXXXXXXXXXX8977 | PAYPAL *DEANNACJUMP, 4029357733 | | 10/06/2017 | | Invoiced | A | 328.99 |
| | 1 | Get Your Teach On Conference - D. Blank | | | 10202017X00001 | 10/20/2017 | 328.99 | | | | |
| | | 10E018 2211 3120 00 000000 | 100.00% | 328.99 | | | | | | | |

55

| Used By | Name | Tran Date | Tran ID | Card Number | Where Used | Purch Vendor | Imp Date | Post Date | Status | App | Amount |
|-------------|--|----------------|------------------|-------------|--------------------------|--------------|------------|-----------|----------|-----|--------|
| Line | Description | PO Number | Invoice Number | Invoice Dt | Amount | | | | | | |
| Account | Percent | Amount | | | | | | | | | |
| WILKEKAT000 | WILKEY KATHLEEN M, MRS | continued... | | | | | | | | | |
| | 09/28/2017 | 485662996 | XXXXXXXXXXXX8977 | HMCO | *BOOKS, GENEVA, IL, 6013 | | 10/06/2017 | | Invoiced | A | 881.20 |
| 1 | Additional Journey's Student Textbooks for 5th | 10202017X00001 | | 10/20/2017 | 881.20 | | | | | | |
| 10E003 | 1101 4200 00 000000 | 100.00% | 881.20 | | | | | | | | |
| | 09/26/2017 | 485351502 | XXXXXXXXXXXX8977 | CAROLINA | BIOLOGIC SUPP, 0800334 | CAROLINA000 | 10/06/2017 | | Invoiced | A | 177.65 |
| 1 | Supplies for 1st and 2nd Grade Science Kits | 10202017X00008 | | 10/20/2017 | 177.65 | | | | | | |
| 10E002 | 1101 4120 00 000000 | 100.00% | 177.65 | | | | | | | | |
| | 09/26/2017 | 485351503 | XXXXXXXXXXXX8977 | CAROLINA | BIOLOGIC SUPP, 0800334 | CAROLINA000 | 10/06/2017 | | Invoiced | A | 67.45 |
| 1 | Additional Coleus plants needed for 5th Grade | 10202017X00008 | | 10/20/2017 | 67.45 | | | | | | |
| 10E003 | 1101 4120 00 000000 | 100.00% | 67.45 | | | | | | | | |
| | 09/26/2017 | 485351504 | XXXXXXXXXXXX8977 | CAROLINA | BIOLOGIC SUPP, 0800334 | CAROLINA000 | 10/06/2017 | | Invoiced | A | 67.45 |
| 1 | Coleus plants for 5th Grade Science classes | 10202017X00008 | | 10/20/2017 | 67.45 | | | | | | |
| 10E003 | 1101 4120 00 000000 | 100.00% | 67.45 | | | | | | | | |
| | 09/25/2017 | 485233047 | XXXXXXXXXXXX8977 | AMAZON | MKTPLACE PMTS, AMZN.COM/ | AMAZON 000 | 10/06/2017 | | Invoiced | A | 3.33 |
| 1 | Chalk for 1st Grade Science Kits | 10202017X00003 | | 10/20/2017 | 3.33 | | | | | | |
| 10E002 | 1101 4120 00 000000 | 100.00% | 3.33 | | | | | | | | |
| | 09/25/2017 | 485233048 | XXXXXXXXXXXX8977 | AMAZON | MKTPLACE PMTS, AMZN.COM/ | AMAZON 000 | 10/06/2017 | | Invoiced | A | 123.56 |
| 1 | Supplies needed for 1st and 2nd Grade Science | 10202017X00003 | | 10/20/2017 | 123.56 | | | | | | |
| 10E002 | 1101 4120 00 000000 | 100.00% | 123.56 | | | | | | | | |
| | 09/22/2017 | 485070694 | XXXXXXXXXXXX8977 | IAHPERD, | 217-245-6413, IL, 6265 | | 10/06/2017 | | Invoiced | A | 130.00 |
| 1 | 2017 IAHPERD State Convention - S. Neiheisel | 10202017X00001 | | 10/20/2017 | 130.00 | | | | | | |
| 10E018 | 2211 3120 00 000000 | 100.00% | 130.00 | | | | | | | | |
| | 09/22/2017 | 485070695 | XXXXXXXXXXXX8977 | IAHPERD, | 217-245-6413, IL, 6265 | | 10/06/2017 | | Invoiced | A | 130.00 |
| 1 | 2017 IAHPERD State Convention - S. Hipplehuse | 10202017X00001 | | 10/20/2017 | 130.00 | | | | | | |
| 10E018 | 2211 3120 00 000000 | 100.00% | 130.00 | | | | | | | | |
| | 09/21/2017 | 484813183 | XXXXXXXXXXXX8977 | HMCO | *BOOKS, GENEVA, IL, 6013 | | 10/06/2017 | | Invoiced | A | 261.43 |
| 1 | Spanish workbooks for MJH students | 10202017X00001 | | 10/20/2017 | 261.43 | | | | | | |
| 10E004 | 1102 4120 00 000000 | 100.00% | 261.43 | | | | | | | | |
| | 09/20/2017 | 484666130 | XXXXXXXXXXXX8977 | HOLIDAY | INNS, 309-6983333, IL, | | 10/06/2017 | | Invoiced | A | 302.40 |
| 1 | Accommodations for Skyward Conference - J. Smi | 10202017X00001 | | 10/20/2017 | 302.40 | | | | | | |
| 10E018 | 2211 3120 00 000000 | 100.00% | 302.40 | | | | | | | | |
| | 09/20/2017 | 484666131 | XXXXXXXXXXXX8977 | CAROLINA | BIOLOGIC SUPP, 0800334 | CAROLINA000 | 10/06/2017 | | Invoiced | A | 107.08 |
| 1 | Owl Pellets for 5th Grade Science | 10202017X00008 | | 10/20/2017 | 107.08 | | | | | | |
| 10E003 | 1101 4120 00 000000 | 100.00% | 107.08 | | | | | | | | |
| | 09/19/2017 | 484516476 | XXXXXXXXXXXX8977 | CAROLINA | BIOLOGIC SUPP, 0800334 | CAROLINA000 | 10/06/2017 | | Invoiced | A | 158.80 |
| 1 | Coleus and Redworms for 5th Grade Science | 10202017X00008 | | 10/20/2017 | 158.80 | | | | | | |
| 10E003 | 1101 4120 00 000000 | 100.00% | 158.80 | | | | | | | | |

56

| Used By | Name | Tran Date | Tran ID | Card Number | Where Used | Purch Vendor | Imp Date | Post Date | Status | App | Amount |
|-------------|--|----------------|------------------|---------------------------------|-------------|--------------|------------|-----------|----------|-----|--------|
| Line | Description | PO Number | Invoice Number | Invoice Dt | Amount | | | | | | |
| Account | Percent | Amount | | | | | | | | | |
| WILKEKAT000 | WILKEY KATHLEEN M, MRS | continued... | | | | | | | | | |
| | 09/15/2017 | 484227559 | XXXXXXXXXXXX8977 | IAHPERD, 217-245-6413, IL, 6265 | | | 10/06/2017 | | Invoiced | A | 105.00 |
| 1 | 2017 IAHPERD State Convention - C. Vargas | 10202017X00001 | | 10/20/2017 | 105.00 | | | | | | |
| 10E018 | 2211 3120 00 000000 | 100.00% | 105.00 | | | | | | | | |
| | 09/15/2017 | 484227560 | XXXXXXXXXXXX8977 | EB ILLINOIS SKYCON 20, 80141372 | | | 10/06/2017 | | Invoiced | A | 200.00 |
| 1 | Registration for Skyward Conference - T. Shaw | 10202017X00001 | | 10/20/2017 | 200.00 | | | | | | |
| 10E018 | 2211 3120 00 000000 | 100.00% | 200.00 | | | | | | | | |
| | 09/15/2017 | 484227561 | XXXXXXXXXXXX8977 | CAROLINA BIOLOGIC SUPP, 0800334 | CAROLINA000 | | 10/06/2017 | | Invoiced | A | 210.21 |
| 1 | Supplies for 3rd Grade Science Kits | 10202017X00008 | | 10/20/2017 | 210.21 | | | | | | |
| 10E002 | 1101 4120 00 000000 | 100.00% | 210.21 | | | | | | | | |
| | 09/13/2017 | 483818607 | XXXXXXXXXXXX8977 | IAHPERD, 217-245-6413, IL, 6265 | | | 10/06/2017 | | Invoiced | A | 420.00 |
| 1 | 2017 IAHPERD State Convention - Manns, Kocker, | 10202017X00001 | | 10/20/2017 | 420.00 | | | | | | |
| 10E018 | 2211 3120 00 000000 | 100.00% | 420.00 | | | | | | | | |
| | 09/13/2017 | 483818608 | XXXXXXXXXXXX8977 | MHE*MCGRW-HILL ECOMM, 800-648- | MCGRW-H000 | | 10/06/2017 | | Invoiced | A | 826.01 |
| 1 | Reading Mastery Teacher Materials - Grade 1 fo | 10202017X00009 | | 10/20/2017 | 826.01 | | | | | | |
| 10E018 | 1250 4100 00 000000 | 100.00% | 826.01 | | | | | | | | |
| | 09/12/2017 | 483671302 | XXXXXXXXXXXX8977 | CAROLINA BIOLOGIC SUPP, 0800334 | CAROLINA000 | | 10/06/2017 | | Invoiced | A | 375.00 |
| 1 | Butterflies for 3rd Grade Science classes | 10202017X00008 | | 10/20/2017 | 375.00 | | | | | | |
| 10E002 | 1101 4120 00 000000 | 100.00% | 375.00 | | | | | | | | |
| | 09/11/2017 | 483547972 | XXXXXXXXXXXX8977 | MHE*MCGRW-HILL ECOMM, 800-648- | MCGRW-H000 | | 10/06/2017 | | Invoiced | A | 806.60 |
| 1 | MY MATH Spanish Workbooks for Grade 1 Dual Lan | 10202017X00009 | | 10/20/2017 | 806.60 | | | | | | |
| 10E002 | 1101 4120 00 000000 | 100.00% | 806.60 | | | | | | | | |
| | 09/08/2017 | 483389778 | XXXXXXXXXXXX8977 | ASSOC SUPERV AND CURR, 08009332 | | | 10/06/2017 | | Invoiced | A | 193.64 |
| 1 | Book for Admin. "How to Make Decisions with Di | 10202017X00001 | | 10/20/2017 | 193.64 | | | | | | |
| 10E018 | 2211 4100 00 000000 | 100.00% | 193.64 | | | | | | | | |
| | 09/07/2017 | 483142911 | XXXXXXXXXXXX8977 | MHE*MCGRW-HILL ECOMM, 800-648- | MCGRW-H000 | | 10/06/2017 | | Invoiced | A | 89.93 |
| 1 | Horizons A Student Workbook (2 - 5pks) - Reque | 10202017X00009 | | 10/20/2017 | 89.93 | | | | | | |
| 10E018 | 1250 4100 00 000000 | 100.00% | 89.93 | | | | | | | | |
| | 09/07/2017 | 483142912 | XXXXXXXXXXXX8977 | MHE*MCGRW-HILL ECOMM, 800-648- | MCGRW-H000 | | 10/06/2017 | | Invoiced | A | 73.83 |
| 1 | Connecting Math Concepts Workbooks (5) - Level | 10202017X00009 | | 10/20/2017 | 73.83 | | | | | | |
| 10E018 | 1250 4100 00 000000 | 100.00% | 73.83 | | | | | | | | |
| | 09/06/2017 | 483010774 | XXXXXXXXXXXX8977 | ILL ASSOC OF SCHOOL BU, 815-753 | | | 10/06/2017 | | Invoiced | A | 205.00 |
| 1 | Techcon Conference Registration - T. Shaw | 10202017X00001 | | 10/20/2017 | 205.00 | | | | | | |
| 10E018 | 2211 3120 00 000000 | 100.00% | 205.00 | | | | | | | | |
| | 09/06/2017 | 483010775 | XXXXXXXXXXXX8977 | ILL ASSOC OF SCHOOL BU, 815-753 | | | 10/06/2017 | | Invoiced | A | 205.00 |
| 1 | Techcon Conference Registration - K. Wilkey | 10202017X00001 | | 10/20/2017 | 205.00 | | | | | | |
| 10E018 | 2211 3120 00 000000 | 100.00% | 205.00 | | | | | | | | |

| Used By | Name | Tran Date | Tran ID | Card Number | Where Used | Purch Vendor | Imp Date | Post Date | Status | App | Amount |
|---|--|----------------|------------------|---------------------------------|------------|--------------|----------|-----------|----------|-----|-----------|
| Line | Description | PO Number | Invoice Number | Invoice Dt | Amount | | | | | | |
| Account | Percent | Amount | | | | | | | | | |
| WILKEKAT000 | WILKEY KATHLEEN M, MRS | continued... | | | | | | | | | |
| | 09/06/2017 | 483010776 | XXXXXXXXXXXX8977 | ILL ASSOC OF SCHOOL BU, 815-753 | | 10/06/2017 | | | Invoiced | A | 102.50 |
| 1 | Techcon Conference Registration - J. Smith | 10202017X00001 | 10202017X00001 | 10/20/2017 | 102.50 | | | | | | |
| 10E018 | 2211 3120 00 000000 | 100.00% | 102.50 | | | | | | | | |
| | 09/06/2017 | 483010777 | XXXXXXXXXXXX8977 | BERKOT S # 309, MOKENA, IL, 604 | | 10/06/2017 | | | Invoiced | A | 25.00 |
| 1 | Supplies needed for Chromebook distribution | 10202017X00001 | 10202017X00001 | 10/20/2017 | 25.00 | | | | | | |
| 10E018 | 2211 4100 00 000000 | 100.00% | 25.00 | | | | | | | | |
| | 09/06/2017 | 483010778 | XXXXXXXXXXXX8977 | SASED MIDWEST PBIS, 630-6209032 | | 10/06/2017 | | | Invoiced | A | 2,655.00 |
| 1 | National PBIS Leadership Forum - Albon, Melnyc | 10202017X00001 | 10202017X00001 | 10/20/2017 | 2,655.00 | | | | | | |
| 10E018 | 2211 3120 00 000000 | 100.00% | 2,655.00 | | | | | | | | |
| 30 transaction(s) for WILKEKAT000. Total Amount ==> | | | | | | | | | | | 9,606.06 |
| 128 transaction(s). Total Amount ==> | | | | | | | | | | | 22,945.38 |

***** End of report *****

| VEN-KEY | VENDOR NAME | INVOICE # | PO NUMBER | BATCH | BANK | DESCRIPTION | LQ | S | INV DATE | DUE DATE | C | NET AMOUNT |
|------------------------------|----------------------------|----------------------|------------|-------|------------------------|---|-------|-------------|------------|----------------|-----------------|------------|
| ACH VOID DOWNLOAD | | DISCOUNT DESCRIPTION | DISC AMT | | ADJUSTMENT DESCRIPTION | | FY | ADJ AMT | CHECK NBR | INVOICE AMOUNT | | |
| REF | CATALOG | DESCRIPTION | | | | LQ | QTY | LINE AMOUNT | | | | |
| ACCOUNT NUMBER(S) | | 1099 | | | | ACCT AMOUNT | | | | | | |
| CLADINIC000 | CLADIS, NICK | 10/03/2017 | 0000000000 | DD-10 | A/P | BASKETBALL GAME OFFICIAL ON 10/03/2017 | H | 10/06/2017 | 10/06/2017 | R | | \$75.00 |
| | | | | | | | 17-18 | | | 90439 | | \$75.00 |
| | 10E004 1500 3190 00 000000 | NONEM | | | | | | | | | | \$75.00 |
| CLADINIC000 | CLADIS, NICK | 10/17/2017 | 0000000000 | DD-10 | A/P | BASKETBALL GAME OFFICIAL ON 10/17/2017 | H | 10/17/2017 | 10/17/2017 | R | | \$75.00 |
| | | | | | | | 17-18 | | | 90567 | | \$75.00 |
| | 10E004 1500 3190 00 000000 | NONEM | | | | | | | | | | \$75.00 |
| NUMBER OF INVOICES: 2 | | | | | | | | | | | \$150.00 | |
| CYR JOH000 | CYR, JOHN | 10/05/2017 | 0000000000 | DD-10 | A/P | BASKETBALL GAME OFFICIAL ON 10/05/2017 | H | 10/13/2017 | 10/13/2017 | R | | \$75.00 |
| | | | | | | | 17-18 | | | 90448 | | \$75.00 |
| | 10E004 1500 3190 00 000000 | NONEM | | | | | | | | | | \$75.00 |
| CYR JOH000 | CYR, JOHN | 10/21/2017 | 0000000000 | DD-10 | A/P | BASKETBALL GAME OFFICIAL ON 10/21/2017 | H | 10/27/2017 | 10/27/2017 | R | | \$75.00 |
| | | | | | | | 17-18 | | | 90568 | | \$75.00 |
| | 10E004 1500 3190 00 000000 | NONEM | | | | | | | | | | \$75.00 |
| NUMBER OF INVOICES: 2 | | | | | | | | | | | \$150.00 | |
| DAVISJOH000 | DAVIS, JOHN | 10/12/2017 | 0000000000 | DD-10 | A/P | BASKETBALL GAME OFFICIAL ON 10/12/2017 | H | 10/20/2017 | 10/20/2017 | R | | \$75.00 |
| | | | | | | | 17-18 | | | 90561 | | \$75.00 |
| | 10E004 1500 3190 00 000000 | NONEM | | | | | | | | | | \$75.00 |
| DAVISJOH000 | DAVIS, JOHN | 10/17/2017 | 0000000000 | DD-10 | A/P | BASKETBALL GAME OFFICIAL ON 10/17/2017 | H | 10/27/2017 | 10/27/2017 | R | | \$75.00 |
| | | | | | | | 17-18 | | | 90569 | | \$75.00 |
| | 10E004 1500 3190 00 000000 | NONEM | | | | | | | | | | \$75.00 |

59

| VEN-KEY | VENDOR NAME | INVOICE # | PO NUMBER | BATCH | BANK | DESCRIPTION | LQ | S | INV DATE | DUE DATE | C | NET AMOUNT |
|------------------------------|----------------------|---------------|------------------------|-------|---------|--|----------------|-----|------------|------------|-------|-----------------|
| ACH VOID DOWNLOAD | DISCOUNT DESCRIPTION | DISC AMT | ADJUSTMENT DESCRIPTION | FY | ADJ AMT | CHECK NBR | INVOICE AMOUNT | | | | | |
| REF | CATALOG | DESCRIPTION | | | | | LQ | QTY | | | | LINE AMOUNT |
| ACCOUNT NUMBER(S) | 1099 | | | | | | | | | | | ACCT AMOUNT |
| NUMBER OF INVOICES: 2 | | | | | | | | | | | | \$150.00 |
| DOOM TOD000 | DOOM, TODD | 10/20/2017 | 0000000000 | DD-10 | A/P | BASKETBALL GAME OFFICIAL ON 10/20/2017 | H | | 10/27/2017 | 10/27/2017 | R | \$75.00 |
| 10E004 1500 3190 00 000000 | | NONEM | | | | | 17-18 | | | | 90570 | \$75.00 |
| | | | | | | | | | | | | \$75.00 |
| NUMBER OF INVOICES: 1 | | | | | | | | | | | | \$75.00 |
| FISCHMAR000 | FISCH, MARK | 09/29/2017 | 0000000000 | DD-10 | A/P | BASKETBALL GAME OFFICIAL ON 09/29/2017 | H | | 10/06/2017 | 10/06/2017 | R | \$75.00 |
| 10E004 1500 3190 00 000000 | | NONEM | | | | | 17-18 | | | | 90440 | \$75.00 |
| | | | | | | | | | | | | \$75.00 |
| FISCHMAR000 | FISCH, MARK | 10/03/2017 | 0000000000 | DD-10 | A/P | BASKETBALL GAME OFFICIAL ON 10/03/2017 | H | | 10/06/2017 | 10/06/2017 | R | \$75.00 |
| 10E004 1500 3190 00 000000 | | NONEM | | | | | 17-18 | | | | 90440 | \$75.00 |
| | | | | | | | | | | | | \$75.00 |
| NUMBER OF INVOICES: 2 | | | | | | | | | | | | \$150.00 |
| GILLEGOR000 | GILLESPIE, GORDON | 10/21/2017 | 0000000000 | DD-10 | A/P | BASKETBALL GAME OFFICIAL ON 10/21/2017 | H | | 10/27/2017 | 10/27/2017 | R | \$75.00 |
| 10E004 1500 3190 00 000000 | | NONEM | | | | | 17-18 | | | | 90571 | \$75.00 |
| | | | | | | | | | | | | \$75.00 |
| NUMBER OF INVOICES: 1 | | | | | | | | | | | | \$75.00 |
| GRUBETOM000 | GRUBEN, TOM | 10/20-21/2017 | 0000000000 | DD-10 | A/P | BASKETBALL GAME OFFICIAL ON 10/20/2017 - 10/21/2017 | H | | 10/27/2017 | 10/27/2017 | R | \$225.00 |
| 10E004 1500 3190 00 000000 | | NONEM | | | | | 17-18 | | | | 90572 | \$225.00 |
| | | | | | | | | | | | | \$225.00 |

09

| VEN-KEY | VENDOR NAME | INVOICE # | PO NUMBER | BATCH | BANK | DESCRIPTION | LQ | S | INV DATE | DUE DATE | C | NET AMOUNT |
|------------------------------|----------------------|---------------|------------------------|-------|---------|--|----------------|-----|------------|------------|-------|-----------------|
| ACH VOID DOWNLOAD | DISCOUNT DESCRIPTION | DISC AMT | ADJUSTMENT DESCRIPTION | FY | ADJ AMT | CHECK NBR | INVOICE AMOUNT | | | | | |
| REF | CATALOG | DESCRIPTION | | | | | LQ | QTY | | | | LINE AMOUNT |
| ACCOUNT NUMBER(S) | 1099 | | | | | | | | | | | ACCT AMOUNT |
| NUMBER OF INVOICES: 1 | | | | | | | | | | | | \$225.00 |
| HAMBRCLA000 | HAMBRICK, CLARENCE | 09/28/2017 | 0000000000 | DD-10 | A/P | BASKETBALL GAME OFFICIAL ON 09/28/2017 | H | | 10/06/2017 | 10/06/2017 | R | \$75.00 |
| 10E004 1500 3190 00 000000 | NONEM | | | | | | 17-18 | | | | 90441 | \$75.00 |
| | | | | | | | | | | | | \$75.00 |
| HAMBRCLA000 | HAMBRICK, CLARENCE | 09/29/2017 | 0000000000 | DD-10 | A/P | BASKETBALL GAME OFFICIAL ON 09/29/2017 | H | | 10/06/2017 | 10/06/2017 | R | \$75.00 |
| 10E004 1500 3190 00 000000 | NONEM | | | | | | 17-18 | | | | 90441 | \$75.00 |
| | | | | | | | | | | | | \$75.00 |
| HAMBRCLA000 | HAMBRICK, CLARENCE | 10/03/2017 | 0000000000 | DD-10 | A/P | BASKETBALL GAME OFFICIAL ON 10/03/2017 | H | | 10/06/2017 | 10/06/2017 | R | \$75.00 |
| 10E004 1500 3190 00 000000 | NONEM | | | | | | 17-18 | | | | 90441 | \$75.00 |
| | | | | | | | | | | | | \$75.00 |
| HAMBRCLA000 | HAMBRICK, CLARENCE | 10/17/2017 | 0000000000 | DD-10 | A/P | BASKETBALL GAME OFFICIAL ON 10/17/2017 | H | | 10/27/2017 | 10/27/2017 | R | \$75.00 |
| 10E004 1500 3190 00 000000 | NONEM | | | | | | 17-18 | | | | 90573 | \$75.00 |
| | | | | | | | | | | | | \$75.00 |
| HAMBRCLA000 | HAMBRICK, CLARENCE | 10/20-21/2017 | 0000000000 | DD-10 | A/P | BASKETBALL GAME OFFICIAL ON 10/20/2017 - 10/21/2017 | H | | 10/27/2017 | 10/27/2017 | R | \$150.00 |
| 10E004 1500 3190 00 000000 | NONEM | | | | | | 17-18 | | | | 90573 | \$150.00 |
| | | | | | | | | | | | | \$150.00 |
| NUMBER OF INVOICES: 5 | | | | | | | | | | | | \$450.00 |
| HORVABOB000 | HORVATH, BOB | 10/17/2017 | 0000000000 | DD-10 | A/P | BASKETBALL GAME OFFICIAL ON 10/17/2017 | H | | 10/27/2017 | 10/27/2017 | R | \$75.00 |
| 10E004 1500 3190 00 000000 | NONEM | | | | | | 17-18 | | | | 90574 | \$75.00 |
| | | | | | | | | | | | | \$75.00 |

61

| VEN-KEY | VENDOR NAME | INVOICE # | PO NUMBER | BATCH | BANK | DESCRIPTION | LQ | S | INV DATE | DUE DATE | C | NET AMOUNT |
|-------------------|----------------------|-----------------|------------------------|-------|---------|--|----------------|-----|------------|------------|-------|-------------|
| ACH VOID DOWNLOAD | DISCOUNT DESCRIPTION | DISC AMT | ADJUSTMENT DESCRIPTION | FY | ADJ AMT | CHECK NBR | INVOICE AMOUNT | | | | | |
| REF | CATALOG | DESCRIPTION | | | | | LQ | QTY | | | | LINE AMOUNT |
| ACCOUNT NUMBER(S) | 1099 | | | | | | | | | | | ACCT AMOUNT |
| | | | | | | NUMBER OF INVOICES: | 1 | | | | | \$75.00 |
| HORVADAN000 | HORVATH, DANIEL | 10/05/2017 | 0000000000 | DD-10 | A/P | BASKETBALL GAME OFFICIAL ON 10/05/2017 | H | | 10/13/2017 | 10/13/2017 | R | \$75.00 |
| | | | | | | | 17-18 | | | | 90449 | \$75.00 |
| 10E004 | 1500 3190 00 000000 | | | | | NONEM | | | | | | \$75.00 |
| | | | | | | NUMBER OF INVOICES: | 1 | | | | | \$75.00 |
| IESA 000 | IESA | SCHOLASTIC BOWL | 0000000000 | DD-10 | A/P | IESA SCHOLASTIC BOWL WORKSHOP REGISTRATION FEES FOR T. VERMEIRE AND P. NOVAK | H | | 10/20/2017 | 10/20/2017 | R | \$100.00 |
| | | | | | | | 17-18 | | | | 90562 | \$100.00 |
| 10E004 | 1500 6400 00 000000 | | | | | | | | | | | \$100.00 |
| | | | | | | NUMBER OF INVOICES: | 1 | | | | | \$100.00 |
| JOLIET C000 | JOLIET COUNTRY CLUB | 10/04/2017 | 0000000000 | DD-10 | A/P | WILCO BUSINESS MANAGER - LUNCH | H | | 10/04/2017 | 10/04/2017 | R | \$30.00 |
| | | | | | | | 17-18 | | | | 90438 | \$30.00 |
| 10E030 | 2510 3320 00 000000 | | | | | | | | | | | \$30.00 |
| | | | | | | NUMBER OF INVOICES: | 1 | | | | | \$30.00 |
| LEO DIA000 | LEO, DIANE | FY 2016-17 | 0000000000 | DD-10 | A/P | COURSE REIMBURSEMENT MORNINGSIDE COLLEGE | H | | 10/27/2017 | 10/27/2017 | R | \$750.00 |
| | | | | | | | 17-18 | | | | 90575 | \$750.00 |
| 10E005 | 1101 2300 00 000000 | | | | | | | | | | | \$750.00 |
| | | | | | | NUMBER OF INVOICES: | 1 | | | | | \$750.00 |
| LUND RON000 | LUND, RONALD | 09/26/2017 | 0000000000 | DD-10 | A/P | VOLLEYBALL GAME OFFICIAL ON 09/26/2017 | H | | 10/06/2017 | 10/06/2017 | R | \$70.00 |
| | | | | | | | 17-18 | | | | 90442 | \$70.00 |

29

| VEN-KEY | VENDOR NAME | INVOICE # | PO NUMBER | BATCH | BANK | DESCRIPTION | LQ | S | INV DATE | DUE DATE | C | NET AMOUNT |
|----------------------------|----------------------|---------------|------------------------|-------|-------------|--|----------------|---|------------|------------|-------|-------------|
| ACH VOID DOWNLOAD | DISCOUNT DESCRIPTION | DISC AMT | ADJUSTMENT DESCRIPTION | FY | ADJ AMT | CHECK NBR | INVOICE AMOUNT | | | | | |
| REF | CATALOG | DESCRIPTION | LQ | QTY | LINE AMOUNT | | | | | | | |
| ACCOUNT NUMBER(S) | 1099 | | | | | | | | | | | ACCT AMOUNT |
| LUND RON000 | LUND, RONALD | 09/26/2017 | | | | *****CONTINUED***** | | | | | | |
| 10E004 1500 3190 00 000000 | | NONEM | | | | | | | | | | \$70.00 |
| | | | | | | NUMBER OF INVOICES: | 1 | | | | | \$70.00 |
| MACKEMIC000 | MACKAY, MICHAEL | 10/20-21/2017 | 0000000000 | DD-10 | A/P | BASKETBALL GAME OFFICIAL ON 10/20/2017 - 10/21/2017 | H | | 10/27/2017 | 10/27/2017 | R | \$150.00 |
| 10E004 1500 3190 00 000000 | | NONEM | | | | | 17-18 | | | | 90576 | \$150.00 |
| | | | | | | NUMBER OF INVOICES: | 1 | | | | | \$150.00 |
| MCFADTER000 | MCFADDEN, TERRY | 10/03/2017 | 0000000000 | DD-10 | A/P | BASKETBALL GAME OFFICIAL ON 10/03/2017 | H | | 10/06/2017 | 10/06/2017 | R | \$75.00 |
| 10E004 1500 3190 00 000000 | | NONEM | | | | | 17-18 | | | | 90443 | \$75.00 |
| | | | | | | NUMBER OF INVOICES: | 1 | | | | | \$75.00 |
| MCFADTER000 | MCFADDEN, TERRY | 10/05/2017 | 0000000000 | DD-10 | A/P | BASKETBALL GAME OFFICIAL ON 10/05/2017 | H | | 10/13/2017 | 10/13/2017 | R | \$75.00 |
| 10E004 1500 3190 00 000000 | | NONEM | | | | | 17-18 | | | | 90450 | \$75.00 |
| | | | | | | NUMBER OF INVOICES: | 1 | | | | | \$75.00 |
| MCFADTER000 | MCFADDEN, TERRY | 10/12/2017 | 0000000000 | DD-10 | A/P | BASKETBALL GAME OFFICIAL ON 10/12/2017 | H | | 10/20/2017 | 10/20/2017 | R | \$75.00 |
| 10E004 1500 3190 00 000000 | | NONEM | | | | | 17-18 | | | | 90563 | \$75.00 |
| | | | | | | NUMBER OF INVOICES: | 3 | | | | | \$225.00 |
| MENEGJAC000 | MENEGON, JACOB | 10/21/2017 | 0000000000 | DD-10 | A/P | BASKETBALL GAME OFFICIAL ON 10/21/2017 | H | | 10/27/2017 | 10/27/2017 | R | \$75.00 |
| 10E004 1500 3190 00 000000 | | NONEM | | | | | 17-18 | | | | 90577 | \$75.00 |
| | | | | | | NUMBER OF INVOICES: | 1 | | | | | \$75.00 |

3

| VEN-KEY | VENDOR NAME | INVOICE # | PO NUMBER | BATCH | BANK | DESCRIPTION | LQ | S | INV DATE | DUE DATE | C | NET AMOUNT |
|----------------------------|------------------------|-------------|------------------------|-------|---------|--|----------------|-----|------------|------------|-------|-------------|
| ACH VOID DOWNLOAD | DISCOUNT DESCRIPTION | DISC AMT | ADJUSTMENT DESCRIPTION | FY | ADJ AMT | CHECK NBR | INVOICE AMOUNT | | | | | |
| REF | CATALOG | DESCRIPTION | | | | | LQ | QTY | | | | LINE AMOUNT |
| ACCOUNT NUMBER(S) | 1099 | | | | | | | | | | | ACCT AMOUNT |
| | | | | | | NUMBER OF INVOICES: | 1 | | | | | \$75.00 |
| MONDRDAV000 | MONDRELLA, DAVID | 10/12/2017 | 0000000000 | DD-10 | A/P | BASKETBALL GAME OFFICIAL ON 10/12/2017 | H | | 10/20/2017 | 10/20/2017 | R | \$75.00 |
| 10E004 1500 3190 00 000000 | NONEM | | | | | | 17-18 | | | | 90564 | \$75.00 |
| | | | | | | | | | | | | \$75.00 |
| | | | | | | NUMBER OF INVOICES: | 1 | | | | | \$75.00 |
| MOYZIMIK000 | MOYZIS, MIKE | 09/28/2017 | 0000000000 | DD-10 | A/P | BASKETBALL GAME OFFICIAL ON 09/28/2017 | H | | 10/06/2017 | 10/06/2017 | R | \$75.00 |
| 10E004 1500 3190 00 000000 | NONEM | | | | | | 17-18 | | | | 90444 | \$75.00 |
| | | | | | | | | | | | | \$75.00 |
| | | | | | | NUMBER OF INVOICES: | 1 | | | | | \$75.00 |
| ROBERT C000 | ROBERT CROWN HEALTH ED | 09/14/2017 | 0000000000 | DD-10 | A/P | HEALTH EDUCATION FOR THE 5TH GRADE STUDENTS | H | | 10/06/2017 | 10/06/2017 | R | \$1,800.00 |
| 10E003 1101 3200 00 000000 | | | | | | | 17-18 | | | | 90445 | \$1,800.00 |
| | | | | | | | | | | | | \$1,800.00 |
| | | | | | | NUMBER OF INVOICES: | 1 | | | | | \$1,800.00 |
| ROSENDUA000 | ROSENDAHL, DUANE | 10/05/2017 | 0000000000 | DD-10 | A/P | BASKETBALL GAME OFFICIAL ON 10/05/2017 | H | | 10/13/2017 | 10/13/2017 | R | \$75.00 |
| 10E004 1500 3190 00 000000 | NONEM | | | | | | 17-18 | | | | 90451 | \$75.00 |
| | | | | | | | | | | | | \$75.00 |
| ROSENDUA000 | ROSENDAHL, DUANE | 10/21/2017 | 0000000000 | DD-10 | A/P | BASKETBALL GAME OFFICIAL ON 10/21/2017 | H | | 10/27/2017 | 10/27/2017 | R | \$75.00 |
| 10E004 1500 3190 00 000000 | NONEM | | | | | | 17-18 | | | | 90578 | \$75.00 |
| | | | | | | | | | | | | \$75.00 |

64

| VEN-KEY | VENDOR NAME | INVOICE # | PO NUMBER | BATCH | BANK | DESCRIPTION | LQ | S | INV DATE | DUE DATE | C | NET AMOUNT | |
|-------------------|----------------------|-----------|------------------------|-------|---------|-------------|----------------|-----|----------|-------------|----|-------------|-------------|
| ACH VOID DOWNLOAD | DISCOUNT DESCRIPTION | DISC AMT | ADJUSTMENT DESCRIPTION | FY | ADJ AMT | CHECK NBR | INVOICE AMOUNT | REF | CATALOG | DESCRIPTION | LQ | QTY | LINE AMOUNT |
| ACCOUNT NUMBER(S) | 1099 | | | | | | | | | | | ACCT AMOUNT | |

NUMBER OF INVOICES: 2 \$870.00

TOTAL NUMBER OF HISTORY INVOICES: 37 \$6,271.14

37 COMPUTER CHECK INVOICES \$6,271.14

TOTAL INVOICES: 37 \$6,271.14

| BANK TOTALS: | BANK | BANK ACCOUNT # | INVOICE AMOUNT | NET AMOUNT |
|--------------|------|----------------------------|----------------|------------|
| | A/P | **A001 1120 0000 00 000000 | \$6,271.14 | \$6,271.14 |

LIQUIDATION STATUS (LQ) CODE LEGEND:

L = LIQUIDATION PENDING C = CLOSED PO/NOT RECEIVING

P = PARTIAL LIQUIDATION F = FULL LIQUIDATION

BLANK = NO LIQUIDATION



***** End of report *****

ACTION REQUEST

Mokena School District 159

REGULAR MEETING

Personnel Recommendations – November 15, 2017

| NAME | POSITION | BUILDING | EFFECTIVE DATE | EMPLOYMENT DETAIL |
|------------------------------------|---------------------------|----------|------------------------------------|---|
| 1. Classified – New Hire | | | | |
| Nadia Abuata | Para-Professional | MJH | 11/6/2017 | \$11.34/hr 7hrs/day 5days 180 days/yr |
| Leslie Boadway | Sub Bus Driver | District | 10/23/2017 | \$14.50/hr 4.25/day 5 days 168 days/yr |
| Megan Vollman | Building Aide | MJH | 11/6/2017 | \$8.99/hr 2.5hrs/day 5 days 168 days/yr |
| Donna Guca | Receptionist | MIS | 11/20/2017 | \$9.25/hr 7 hrs/day 5 days 174 days/yr |
| 2. Certified – LOA | | | | |
| Samantha Costello | Teacher | MES | 2/18/2018 – remainder of 2018 year | |
| 3. Certified – New Hire | | | | |
| Karen Lewis | Part-time Interventionist | MES | 10/23/2017 | \$32.96 not to exceed 500 hrs/year |
| 4. Certified – extended LOA | | | | |
| Leanne Weber | Teacher | MES | Extended thru 11/15/2017 | |

5. Classified – Food Service and Transportation 2017-2018 Salary Increase

Salary increases for Food Service and Transportation department employees for 2017-2018 SY will be increased by 3.25% retro from beginning of 2017-2018 school year.

“...Move to approve personnel recommendations 1 through 5 as presented, subject to successful background check and physical if applicable.”

RESOLUTION

WHEREAS, Section 17-1.5 of the School Code states: “School districts with administrative expenditures per pupil in the 25th percentile and below for all districts of the same type, as defined by the State Board of Education, may waive the limitation imposed under this section for any year with the affirmative vote of at least two-thirds of the members of the school board of the district,” and

WHEREAS, the administrative expenditures per pupil of this district are in or below the 25th percentile for districts of the same type for school year 2016-2017, the most recent year for which such data is available.

WHEREAS, a public hearing was held on this resolution on November 15, 2017 at Mokena School District 159, 11244 Willowcrest Drive, Mokena, Illinois 60448.

NOW, THEREFORE, BE IT RESOLVED that the Mokena School District Board of Education waives the limitation on administrative costs for school year 2017-2018 as authorized by Section 17-1.5 of the School Code and the Superintendent is directed to notify the State Board of Education within 45 days of the date of this action.

PASSED this 15th day of November, 2017.

President, Board of Education
Mokena School District 159
Will County, Illinois

ATTEST:

Secretary, Board of Education
Mokena School District 159
Will County, Illinois



**Agreement is Not
Valid Unless
Executed by Seller**

**Constellation NewEnergy, Inc.
Electricity Supply Agreement – Flexible Index Solutions**

MOKENA SCHOOL DISTRICT 159 (“Customer”) AND Constellation NewEnergy, Inc. (“Seller”) AGREE AS FOLLOWS:

Defined Terms. Capitalized terms have the meanings set out in this Electricity Supply Agreement, including the attached General Terms and Conditions (“Agreement”); generally the words “you” and “your” refer to the Customer listed above and the words “we” and “us” refer to Seller, unless the context clearly requires otherwise.

Purchase and Sale of Electricity. You will purchase and receive, and we will sell and supply all of your electricity requirements at the prices set forth below for each account identified in the Account Schedule below (“Account”). By signing this Agreement, you authorize us to enroll each Account with your UDC so that we can supply those Account(s). You will take such actions as we request to allow us to enroll each Account in a timely manner. You agree that we may select such sources of energy as we deem appropriate to meet our obligations under the Agreement. We will enroll each Account with the applicable UDC as being supplied by us and will take such other actions with the applicable UDC and ISO necessary for us to meet our obligations under the Agreement.

The specific prices for each Account are set forth in the Account Schedule, below. You are also responsible to pay (1) Taxes - which we will pass through to you on your bill or as part of the price of electricity, as may be required by law, rule or regulation and (2) UDC charges for delivery/distribution services if we provide you a single bill that includes UDC charges. Your prices are fixed for the existing term of this Agreement and only subject to change if there is a change in law, as described in Section 5 of the General Terms and Conditions below. The UDC charges (if any) and Taxes are charged to you as a “pass-through,” which means they will change during the existing term of this Agreement if and as the related charges assessed or charged vary for any reason, including but not limited to the types of changes described above.

We will pass through Energy Costs using the day ahead locational marginal price, which changes hourly (or sub-hourly in some markets), for the applicable ISO residual zone for your Account. If your Account(s) are not equipped with meters that provide an hourly (or sub-hourly in some markets) reading, we will use either the load profiles provided by the UDC applicable to the Account or, in the absence of such load profiles provided by the UDC on a timely basis, an otherwise reasonable allocation method established by us, in order to obtain hourly (or sub-hourly in some markets) readings to calculate costs associated with usage at market index prices. You may fix the Energy Costs for some or all of your usage as described in Retail Trade Transactions Section, below.

Cost Components. For each of the items listed as “Fixed” below, this means the item is included in your contract prices as set forth in the Account Schedule. For each of the items listed as “Passed Through” below, this means that you will be charged the costs associated with the line item in accordance with the definitions of each item in Section 1 Definitions of the General Terms and Conditions.

| | |
|--|----------------|
| Energy Costs | Passed Through |
| Ancillary Services And Other ISO Costs | Fixed |
| Auction Revenue Rights Credits | Fixed |
| Capacity Costs | Passed Through |
| Transmission Costs | Passed Through |
| Transmission Loss Credits | Fixed |
| Line Loss Costs | Passed Through |
| FERC Order 745 Costs | Fixed |
| Balancing Congestion Costs | Fixed |

The contract prices contained in the Account Schedule include credit costs and margin as well as Renewable Portfolio Standards Costs **to be collected by Seller (50% commencing June 1, 2017, 25% commencing June 1, 2018, and 0% commencing June 1, 2019, to the extent such years overlap with the term of this Agreement). The Future Energy Jobs Bill (Illinois Public Act 099-0906) ordered the UDC, effective June 1, 2017, to begin collecting the remaining portions of the Renewable Portfolio Standards Costs.** Any applicable RMR Costs are also included in the contract prices. Except in the case of Transmission Costs, all other costs listed above as “Fixed” may be subject to change if there is a change in law, as described in Section 5 of the General Terms and Conditions below.

FOR INTERNAL USE ONLY

Retail Trade Transactions. At any time during the term of this Agreement, you may enter into one or more Retail Trade Transactions ("RTTs") with us, which shall be evidenced by a fully executed RTT Confirmation and be incorporated herein. Such RTTs may cover the purchase of: (1) electricity to fix your price of energy for supply period of three month or longer equal to a prescribed percentage of your load volume and associated line loss; and (2) renewable energy certificates in an amount equal to a prescribed percentage of your load volume.

Term. This Agreement will become effective and binding after you have signed the Agreement and we have counter-signed. Subject to successful enrollment of your Account(s), this Agreement shall commence on or about the date set forth under "Start Date", and end on or about the date set forth under "End Date", unless extended on a holdover basis as described in this Agreement. The actual Start Date is dependent on the UDC successfully enrolling the Account(s) and furnishing us with all necessary information regarding the Account(s) meter read cycle and meter read date(s). The dates set forth in the Account Schedule below reflect UDC information available at that time or as otherwise estimated by us. The actual meter read dates may occur on or about the dates set forth herein. We will use commercially reasonable efforts to begin service to each Account(s) on the actual meter read date on or about the Start Date set forth herein. If we are unable to timely enroll an Account, the Start Date will commence on the next regularly scheduled UDC meter read cycle date following successful enrollment. The End Date will remain the same unless extended for a holdover term. We shall not be liable for any failure to enroll or drop an Account by the Start and End Date due to circumstances beyond our control. We will not be responsible for any gaps in service that may occur between the termination of your service from a prior supplier and the commencement of supply from us.

Nothing in this Agreement shall be deemed to require or otherwise obligate us to offer to extend the term of this Agreement. If following termination or expiration of this Agreement (whether in whole or in part), for any reason, some or all of the Accounts remain designated by the UDC as being supplied by us, we may continue to serve such Account(s) on a month-to-month holdover basis. During such holdover term, we will calculate your invoice as follows: (Each Account's metered usage, as adjusted by the applicable line loss factor) times (the ISO-published Day Ahead Locational Based Marginal Price for the applicable residual zone ("LMP") + \$.018500/kWh) + (a pass through of all costs and charges incurred for the retail delivery of energy to you) + Taxes. This Agreement will continue to govern the service of such Accounts during such holdover term. Either party may terminate the holdover term at any time within its discretion at which time we will drop each Account as of the next possible meter read date to the then applicable tariff service, whether default service or otherwise.

Your Invoice. Your invoice will contain all charges applicable to your electricity usage, including Taxes (which are passed through to you). If you have elected to receive a single bill from us for one or more of the Account(s) served hereunder, we will invoice you for all UDC Charges and related Taxes for those Account(s) ("Seller Consolidated Billing"). If you have elected to receive a single bill from the UDC for one or more of the Account(s) served hereunder, the UDC will invoice you for all of our charges and all UDC Charges and related Taxes for those Account(s) ("UDC Consolidated Billing"). Otherwise, we will invoice you for all our charges and the UDC will invoice you for all UDC Charges and related Taxes for those Account(s) which we refer to as "Dual Billing." Initially all your Account(s) will be billed as follows, which may change based on your Account(s) eligibility: Dual Billing. All amounts charged are due in full within twenty (20) days of the invoice date, and we reserve the right to adjust amounts previously invoiced based upon supplemental or additional data we may receive from your UDC. Your invoices will be based on actual data provided by the UDC, provided that if we do not receive actual data in a timely manner, we will make a good faith estimate using your historical usage data and other information. Once we receive actual data we will reconcile the estimated charges and adjust them as needed in subsequent invoices. If you fail to make payment by the due date, interest will accrue daily on outstanding amounts from the due date until the bill is paid in full at a rate of 1.50% per month, or the highest rate permitted by law, whichever is less; and we may withhold any payments due to the UDC until we receive such payments.

Certain Warranties. You warrant and represent that for Account(s) located in the State of Illinois, your aggregate consumption and usage during any 12 month period is greater than 15,000 kilowatt-hours and that the electricity supplied under this Agreement is not for use at a residence.

Notices. All notices will be in writing and delivered by hand, certified mail, return receipt requested, or by first class mail, or by express carrier to our respective business addresses. Our business address is 1221 Lamar St. Suite 750, Houston, TX 77010, Attn: Contracts Administration. Either of us can change our address by notice to the other pursuant to this paragraph.

Customer Service. For questions about your invoice or our services, contact us at our Customer Service Department by calling toll-free 888-635-0827, or by e-mail at CustomerCare@Constellation.com. Your prior authorization of us to your UDC as recipient of your current and historical energy billing and usage data will remain in effect during the entire term of this Agreement, including any renewal, unless you rescind the authorization upon written notice to us or by calling us at 888-635-0827. We reserve the right to cancel this Agreement in the event you rescind the authorization.

IN THE EVENT OF AN EMERGENCY, POWER OUTAGE OR WIRES AND EQUIPMENT SERVICE NEEDS, CONTACT YOUR APPLICABLE UDC AT:

| UDC Name | UDC Abbreviation | Contact Numbers |
|---------------------|------------------|-----------------|
| Commonwealth Edison | COMED | 1-800-334-7661 |

FOR INTERNAL USE ONLY

[REMAINDER OF PAGE LEFT INTENTIONALLY BLANK.]

FOR INTERNAL USE ONLY

©2017 Constellation Energy Resources, LLC All rights reserved.
Errors and omissions excepted. Std. Short Form_v.2010 Rev Mar-01-2016 ()
Sales Rep: Tony Wittrock 178011.30623.0 Printed: 9/26/2017

Each party has caused this Agreement to be executed by its authorized representative on the respective dates written below.

Constellation NewEnergy, Inc.

Customer: Mokena School District 159

Signature: _____

Signature: _____

Printed Name:

Printed Name:

Title:

Title:

Date: _____

Address: 1221 Lamar St. Suite 750
Houston, TX 77010
Attn: Contracts Administration

Address: 11244 WILLOW CREST LN
MOKENA, IL 604481334

Fax: **888-829-8738**

Fax:

Phone: **888-635-0827**

Phone:

Email:

FOR INTERNAL USE ONLY

©2017 Constellation Energy Resources, LLC All rights reserved.

Errors and omissions excepted. Std. Short Form_v.2010 Rev Mar-01-2016 ()

Sales Rep: Tony Wittrock

178011.30623.0

Printed: 9/26/2017

General Terms and Conditions

1. Definitions.

"Ancillary Services And Other ISO Costs" means for any billing period the applicable charges regarding ancillary services as set forth in the applicable ISO Open Access Transmission Tariff ("OATT") and for other ISO costs not otherwise included in any of the defined cost components in this Agreement. We will reasonably determine your Account's monthly Ancillary Services And Other ISO Costs based on the Account's \$/kWh share of costs for Ancillary Services And Other ISO Costs or otherwise reasonable allocation method as we may determine from time to time based on how Ancillary Services And Other ISO Costs are assessed by the ISO.

"Auction Revenue Rights Credits" means revenue credits resulting from the annual financial transmission rights auction conducted by the ISO that are applicable with respect to transmission peak load contribution. If Auction Revenue Rights Credits are "Passed Through", such credits shall be reasonably calculated by us as the monthly product of the (i) total Auction Revenue Rights Credits expressed in dollars per planning year for the applicable zone, as published by the ISO; divided by (ii) the total Network Service Peak Load for such zone, as published by the ISO; divided by (iii) the number of days in the applicable planning year; multiplied by (iv) by an Account's applicable Network Service Peak Load; multiplied by (v) the number of days in the billing period or such other reasonable calculation method applied by us.

"Balancing Congestion Costs" means any costs or charges imposed by the ISO in complying with the Federal Energy Regulatory Commission's Order on Rehearing and Compliance regarding Docket Nos. EL16-6-002, EL16-6-003 and ER16-121-001 (January 31, 2017).

"Capacity Costs" means a charge for fulfilling the capacity requirements for the Account(s) imposed by the ISO or otherwise. Capacity Costs includes, but is not limited to, the cost for procuring Capacity Performance resources (as currently required and defined by the ISO) in accordance with the provisions of Federal Energy Regulatory Commission Order on Proposed Tariff Revisions (Docket No. ER15-623-000, et al, issued June 9, 2015).

"Energy Costs" means a charge for the cost items included in the Locational Marginal Price for the ISO residual zone identified in the Account Schedule.

"FERC Order 745 Costs" means any costs or charges imposed by the ISO in accordance with complying with the provisions of Federal Energy Regulatory Commission ("FERC") in Order No. 745 18 CFR Part 35 (March 15, 2011). Any modifications or conditions to the treatment of FERC Order 745 Costs under the ISO tariff or otherwise shall be deemed a change in law pursuant to Section 5 of the General Terms and Conditions of this Agreement.

"ISO" means the independent system operator or regional transmission organization responsible for the service territory governing an Account, or any successor or replacement entity.

"Line Loss Costs" means the costs (to the extent not already captured in the applicable Energy Costs) applicable to each Account based on the kW/h difference between the UDC metered usage and the ISO settlement volumes. If Line Loss Costs are "Fixed," the Line Loss Costs are included in the Energy Costs and will not be invoiced as a separate line item. If Line Loss Costs are "Passed Through," the Line Loss Costs will be invoiced as a separate line item and calculated based on the applicable fixed price or locational marginal price for the corresponding usage.

"Non Time Of Use" or "NTOU" means all hours of each day.

"Off Peak" means all hours other than Peak hours.

"Peak" means the hours designated as peak from time to time by the UDC.

"Renewable Portfolio Standards Costs" means the costs associated with meeting renewable portfolio standards costs at the levels required by currently applicable Law. If Renewable Portfolio Standards Costs are not included in the contract price, such costs for a particular month will be the product of (i) the Monthly RPS Price; and (ii) an Account's monthly kWh usage. The Monthly RPS Price is the price of renewable portfolio standards compliance for the Account, for a particular month, fixed by reference to the renewable portfolio standards forward price curve for the state where the Account is located.

"RMR Costs" or "Reliability-Must-Run Costs" means the generation deactivation charges and other such charges, if any, imposed by the ISO on load served in a particular load zone to recover the cost for any generation units that plan to retire but are required by the ISO to run for reliability purposes beyond their intended retirement date, in accordance with the applicable ISO rules and OATT provisions.

"Taxes" means all federal, state, municipal and local taxes, duties, fees, levies, premiums or other charges imposed by any governmental authority, directly or indirectly, on or with respect to the electricity and related products and services provided under this Agreement, including any taxes enacted after the date we entered into this Agreement.

"Transmission Costs" means the charge for Network Transmission Service and Transmission Cost Enhancement Charges, each as identified in the applicable OATT Tariff for the provision of transmission service by the ISO within the UDC's service territory.

"Transmission Loss Credits" means the credit amounts applicable to the Accounts under the ISO's marginal loss construct

"UDC" means your local electric distribution utility owning and/or controlling and maintaining the distribution system required for delivery of electricity to the Accounts.

"UDC Charges" means all UDC costs, charges, and fees, due under UDC's delivery services rates associated with your use of UDC's distribution network, all as defined by the UDC tariffs, and any similar or related charges the UDC may impose from time to time.

2. Cash deposit and other security. At any time, we may require that you provide information to us so that we may evaluate your creditworthiness. We reserve the right to require that you make a cash deposit or provide other security acceptable to us if your financial obligations to us increase under this Agreement, or if, in our opinion, your credit, payment history, or ability to pay your bills as they come due becomes a concern. You will deliver any required cash deposit or other required security (or any increase therein) within three (3) business days of our request.

3. Default under this Agreement. You will be in default under this Agreement if you fail to: pay your bills on time and in full; provide cash deposits or other security as required by Section 2 above; or perform all material obligations under this Agreement and you do not cure such default within 5 days of written notice from us; or if you declare or file for bankruptcy or otherwise become insolvent or unable to pay your debts as they come due. We will be in default under this Agreement if we fail to perform all material obligations under this Agreement and do not cure such default within 5 days written notice from you, or if we declare or file for bankruptcy or otherwise become insolvent or unable to pay our debts as they come due.

4. Remedies upon default. If you are in default under this Agreement, in addition to any other remedies available to us, we may terminate this

FOR INTERNAL USE ONLY

©2017 Constellation Energy Resources, LLC All rights reserved.

Errors and omissions excepted. Std. Short Form_v.2010 Rev Mar-01-2016 ()

Sales Rep: Tony Wittrock

178011.30623.0

Printed: 9/26/2017

Agreement entirely, or solely with respect to those Accounts adversely affected by such default, and switch your Account(s) back to UDC service (consistent with applicable regulations and UDC practices); and/or require that you compensate us for all losses we sustain due to your default, including the following:

- payment of all amounts you owe us for electricity provided to you;
- when the Agreement is terminated early (entirely or as to certain Accounts), payment of an amount (that we will calculate using our reasonable judgment) equal to the positive difference between (A) the dollar amount you would have paid to us under this Agreement had it not been terminated early and (B) the dollar amount we could resell such electricity for to a third party under then-current market conditions; and
- all costs (including attorneys' fees, expenses and court costs) we incur in collecting amounts you owe us under this Agreement.

The parties agree that any early termination payment determined in accordance with this Section is a reasonable approximation of harm or loss, and is not a penalty or punitive in any respect, and that neither party will be required to enter into a replacement transaction in order to determine or be entitled to a termination payment.

5. Changes in law. We may pass through or allocate, as the case may be, to you any increase or decrease in our costs related to the electricity and related products and services sold to you that results from the implementation of new, or changes (including changes to formula rate calculations) to existing, Laws, or other requirements or changes in administration or interpretation of Laws or other requirements. "Law" means any law, rule, regulation, ordinance, statute, judicial decision, administrative order, ISO business practices or protocol, UDC or ISO tariff, rule of any commission or agency with jurisdiction in the state in which the Accounts are located. Such additional amounts will be included in subsequent invoices to you. The changes described in this Section may change any or all of the charges described in this Agreement, whether described as "fixed," "variable," "pass-through" or otherwise. Your first bill reflecting increased costs will include a bill insert describing the increase in costs in reasonable detail.

6. Events beyond either of our reasonable control. If something happens that is beyond either of our reasonable control that prevents either of us from performing our respective obligations under this Agreement, then whichever one of us cannot perform will be relieved from performance until the situation is resolved. Examples of such events include: acts of God, fire, flood, hurricane, war, terrorism; declaration of emergency by a governmental entity, the ISO or the UDC; curtailment, disruption or interruption of electricity transmission, distribution or supply; regulatory, administrative, or legislative action, or action or restraint by court order or other governmental entity; actions taken by third parties not under your or our control, such as the ISO or a UDC. Such events shall not excuse failure to make payments due in a timely manner for electricity supplied to you prior to such event. Further, if such an event prevents or makes it impossible or impracticable for the claiming party to carry out any obligation under this Agreement due to the events beyond either of our reasonable control for more than 30 days, then whichever one of us whose performance was **not** prevented by such events shall have the right to terminate the Agreement without penalty upon 30 days' written notice to the other.

7. UDC or ISO obligations. We will have no liability or responsibility for matters within the control of the UDC or the ISO-controlled grid, which include

maintenance of electric lines and systems, service interruptions, loss or termination of service, deterioration of electric services, or meter readings. .

8. Limitation on Liability. IN NO EVENT WILL EITHER PARTY OR ANY OF ITS RESPECTIVE AFFILIATED COMPANIES BE LIABLE FOR ANY CONSEQUENTIAL, EXEMPLARY, SPECIAL, INCIDENTAL OR PUNITIVE DAMAGES, INCLUDING, WITHOUT LIMITATION, LOST OPPORTUNITIES OR LOST PROFITS. Each party's total liability related to this Agreement, whether arising under breach of contract, tort, strict liability or otherwise, will be limited to direct, actual damages. Direct, actual damages payable to us will reflect the early termination payment calculation in Section 4. Each party agrees to use commercially reasonable efforts to mitigate damages it may incur. NO WARRANTY, DUTY, OR REMEDY, WHETHER EXPRESSED, IMPLIED OR STATUTORY, ON OUR PART IS GIVEN OR INTENDED TO ARISE OUT OF THIS AGREEMENT, INCLUDING ANY WARRANTY OF MERCHANTABILITY OR FITNESS FOR A PARTICULAR PURPOSE OR USE.

9. DISPUTE RESOLUTION. THIS AGREEMENT WILL BE GOVERNED BY AND INTERPRETED IN ACCORDANCE WITH THE LAWS OF THE STATE IN WHICH ANY ACCOUNT IS LOCATED, WITHOUT GIVING EFFECT TO ANY CONFLICTS OF LAW PROVISIONS, AND ANY CONTROVERSY OR CLAIM ARISING FROM OR RELATING TO THIS AGREEMENT WILL BE SETTLED IN ACCORDANCE WITH THE EXPRESS TERMS OF THIS AGREEMENT BY A COURT LOCATED IN SUCH STATE. IF THE MATTER AT ISSUE INVOLVES ACCOUNTS OR MATTERS IN MORE THAN ONE STATE, THE GOVERNING JURISDICTION AND VENUE SHALL BE DEEMED TO BE NEW YORK. TO THE EXTENT ALLOWED BY APPLICABLE LAW, WE ALSO BOTH AGREE IRREVOCABLY AND UNCONDITIONALLY TO WAIVE ANY RIGHT TO A TRIAL BY JURY OR TO INITIATE OR BECOME A PARTY TO ANY CLASS ACTION CLAIMS WITH RESPECT TO ANY ACTION, SUIT OR PROCEEDING DIRECTLY OR INDIRECTLY ARISING OUT OF OR RELATING TO THIS AGREEMENT OR THE TRANSACTIONS CONTEMPLATED BY THIS AGREEMENT.

10. Relationship of Parties. We are an independent contractor, and nothing in this Agreement establishes a joint venture, fiduciary relationship, partnership or other joint undertaking. We are not acting as your consultant or advisor, and you will **not rely** on us in evaluating the advantages or disadvantages of any specific product or service, predictions about future energy prices, or any other matter. Your decision to enter into this Agreement and any other decisions or actions you may take is and will be based solely upon your own analysis (or that of your advisors) and not on information or statements from us.

11. Confidentiality. Consistent with applicable regulatory requirements, we will hold in confidence all information obtained by us from you related to the provision of services under this Agreement and which concern your energy characteristics and use patterns, except that we may, consistent with applicable law and regulation, disclose such information to our affiliates and such affiliates' employees, agents, advisors, and independent contractors. Except as otherwise required by law, you will agree to keep confidential the terms of our Agreement, including price.

12. Miscellaneous Provisions. If in any circumstance we do not provide notice of, or object to, any default on your part, such situation will not

FOR INTERNAL USE ONLY

constitute a waiver of any future default of any kind. If any of this Agreement is held legally invalid, the remainder will not be affected and will be valid and enforced to the fullest extent permitted by law and equity, and there will be deemed substituted for the invalid provisions such provisions as will most nearly carry out our mutual intent as expressed in this Agreement. You may not assign or otherwise transfer any of your rights or obligations under this Agreement without our prior written consent. Any such attempted transfer will be void. We may assign our rights and obligations under this Agreement. This Agreement contains the entire agreement between both of us, supersedes any other agreements, discussions or understandings (whether written or oral) regarding the subject matter of this Agreement, and may not be contradicted by any prior or contemporaneous oral or written agreement. A facsimile or e-mailed copy with your signature will be considered an original for all purposes, and you will provide original signed copies upon request. Each party authorizes the other party to affix an ink or digital stamp of its signature to this Agreement, and agrees to be bound by a document executed in such a manner. The parties acknowledge that any document generated by the parties with respect to this Agreement, including this Agreement, may be imaged and stored electronically and such imaged documents may be introduced as evidence in any proceeding as if such were original business records and neither party shall contest their admissibility as evidence in any proceeding. Except as otherwise explicitly provided in this Agreement, no amendment (including in form of a purchase order you send us) to this Agreement will be valid or given any effect unless signed by both of us. Applicable provisions of this Agreement will continue in effect after termination or expiration of this Agreement to the extent necessary, including those for billing adjustments and payments, indemnification, limitations of liability, and dispute resolution. This Agreement is a "forward contract" and we are a "forward contract merchant" under the U.S. Bankruptcy Code, as amended. Further, we are not providing advice regarding "commodity interests", including futures contracts and commodity options or any other matter, which would cause us to be a commodity trading advisor under the U.S. Commodity Exchange Act, as amended.

FOR INTERNAL USE ONLY

ACCOUNT SCHEDULE:

For: Mokena School District 159

The Pricing set forth below is only valid until 5:00 PM Central Prevailing Time on October 2, 2017

We shall have no obligation to enroll or supply electricity to any account(s) that are not identified on the Account Schedule below.

Please verify that your specific information is COMPLETE and ACCURATE.

Your review and acceptance of this information will help ensure accurate future invoices

Notes: Accounts or Service Addresses listed in the Account(s) Schedule may be updated or replaced with a new account number issued by the UDC, ISO or other entity.

No. of Service Accounts: 2

| UDC | UDC Account Number | Service Address | Start Date | End Date | Retail Service Price (\$/kWh) |
|-------|--------------------|--|------------|----------|-------------------------------|
| COMED | 0558025004 | 11244 WILLOW CREST LN, MOKENA, IL 604481334 | 12/29/17 | 01/01/19 | \$0.00632 |
| COMED | 0802037010 | 19815 KIRKSTONE WAY, MOKENA, IL 604488016 | 12/06/17 | 12/06/18 | \$0.00632 |

TO ACCEPT THE PRICING ABOVE, PLEASE FAX A SIGNED COPY OF THIS AGREEMENT TO US AT 888-829-8738.

Payments to Certain Third-Parties: You acknowledge and understand that:

- We are making a payment to Midwest Energy, Inc in connection with its efforts to facilitate our entering into this Agreement; and
- Your price reflects the fee we are paying to Midwest Energy, Inc
- Midwest Energy, Inc is acting on your behalf as your representative and is **not** a representative or agent of ours.
- You should direct any questions regarding such fee to Midwest Energy, Inc.

FOR INTERNAL USE ONLY

©2017 Constellation Energy Resources, LLC All rights reserved.

Errors and omissions excepted. Std. Short Form_v.2010 Rev Mar-01-2016 ()

Sales Rep: Tony Wittrock

178011.30623.0

Printed: 9/26/2017



MOKENA PUBLIC SCHOOLS DISTRICT 159

Board Information Report

TO: Board of Education

FROM: Dr. Omar Castillo
Superintendent

DATE: November 15, 2017

RE: Superintendent's Information Report

1. School Board Member Day

Today, November 15th school districts were encouraged to recognize the service of their Board of Education members by thanking them for all they do for our district and join the Illinois Association of School Boards in their statewide campaign of "Leading by Learning" during the 8th Annual School Board Members Day!

From the Mokena 159 Family, thank you for all you do!

2. Open Campus

For the last three years we have been working closely with Mokena Public Library Director Cathy Palmer and the Library Board to go back to an open campus and have the iron rod fence that surrounds the library removed to make it easier for our students to access the library. It is my pleasure to inform you that the project is now complete. Last month they removed portions of the fence that would make it safe for our students to enter from MES and MIS. In addition, they added a concrete walk path from our crosswalk from the MES playground to the library. Last week they did all the final touches on the landscaping and the project turned out great. I would like to thank the Library Board and Director Palmer for working with us to make this possible.

3. Policy Review

Mary Louise and I have been reviewing the Policy Reference Subscription Service (PRESS) for any recommended changes. We have reviewed the PRESS and made minor tweaks, primarily to legal references recommended by PRESS. Our goal is to keep our policies up to date and the new electronic manual is making this process a lot easier to do.

4. MCSA Contract

I would like to take this opportunity to thank the Mokena Classified Staff Association negotiating team and the Board of Education negotiating team for a collegial negotiating process. You will be presented with the new MCSA Negotiated Agreement later this evening for your approval.



MOKENA PUBLIC SCHOOLS DISTRICT 159

Board Information Report

TO: Board of Education

FROM: Dr. Kathleen Wilkey
Assistant Superintendent of Instruction

DATE: November 15, 2017

PARCC Scores

Recall from last year's November report, the district focus for the year was on writing. Included in the board report was the following statement:

"Prior to receiving our PARCC scores (2016), there were already some areas we had identified as a district that we needed to work more on: writing. This decision to design and implement a writing program this year is supported through the scores we analyzed in the PARCC results for the district."

As requested in the September board meeting, the PARCC scores have now officially been released by the state and we can begin to look at where we are in the county. Keep in mind, there are a total of 26 elementary school districts in Will County that we have been compared to.

ELA Scores

Looking at the Will County School District PARCC comparisons in ELA, Mokena School District 159 has jumped from 13th in the county to 7th!!!! This is a huge celebration that needs to be recognized. Teachers worked hard last year implementing the reading standards, a new writing program in K-5, and common reading assessments in 6-8. Also, recall the Fast Bridge data presentation in October, there are grade levels that already have 80% or more of their students meeting benchmark, which supports that we are on our way to having a strong core instructional program.

Math Scores

Looking at math, we as a district have already committed a focus to math this past summer based on data we had from last school year. As presented in August at the board meeting, the district goal for the year is:

***Given an aMath benchmark assessment,
75% of District 159 students will perform at or above benchmark by Spring 2018.***

Reviewing the Will County School District PARCC comparisons in Math, Mokena School District 159 has maintained the rank of 11th place from 2016 to 2017. Teachers continue to work on implementing mathematical practices, centers, and now including a focus on the ALEKS math program in grades 4-8. In addition, the Fast Bridge data presentation in October

demonstrated that no grade levels are currently at 80% or more of their students meeting benchmark, which further supports the need to focus of the core program in math.

MES Composite Score Growth Recognition

Another celebration: MES was ranked 10th in the state of Illinois for growth in PARCC data the 2016 to 2017. MES composite score (math and ELA combined) increased 39.5% of the students attaining meets/exceeds in 2016 to 55% in 2017, a total of 15.5% growth!

I would like to highlight the following groups for their outstanding work:

Third grade team: Katherine Barr, Heather Esgar, Margie Janes, Laurel McGowan, Claudia Padilla, Kim Rueth, and Leanne Weber

Principal Anna Kirchner for leading the teams and pushing to discuss data

AP Judy Splayt and Interim AP Cathy Lark for supporting the teams in their meetings

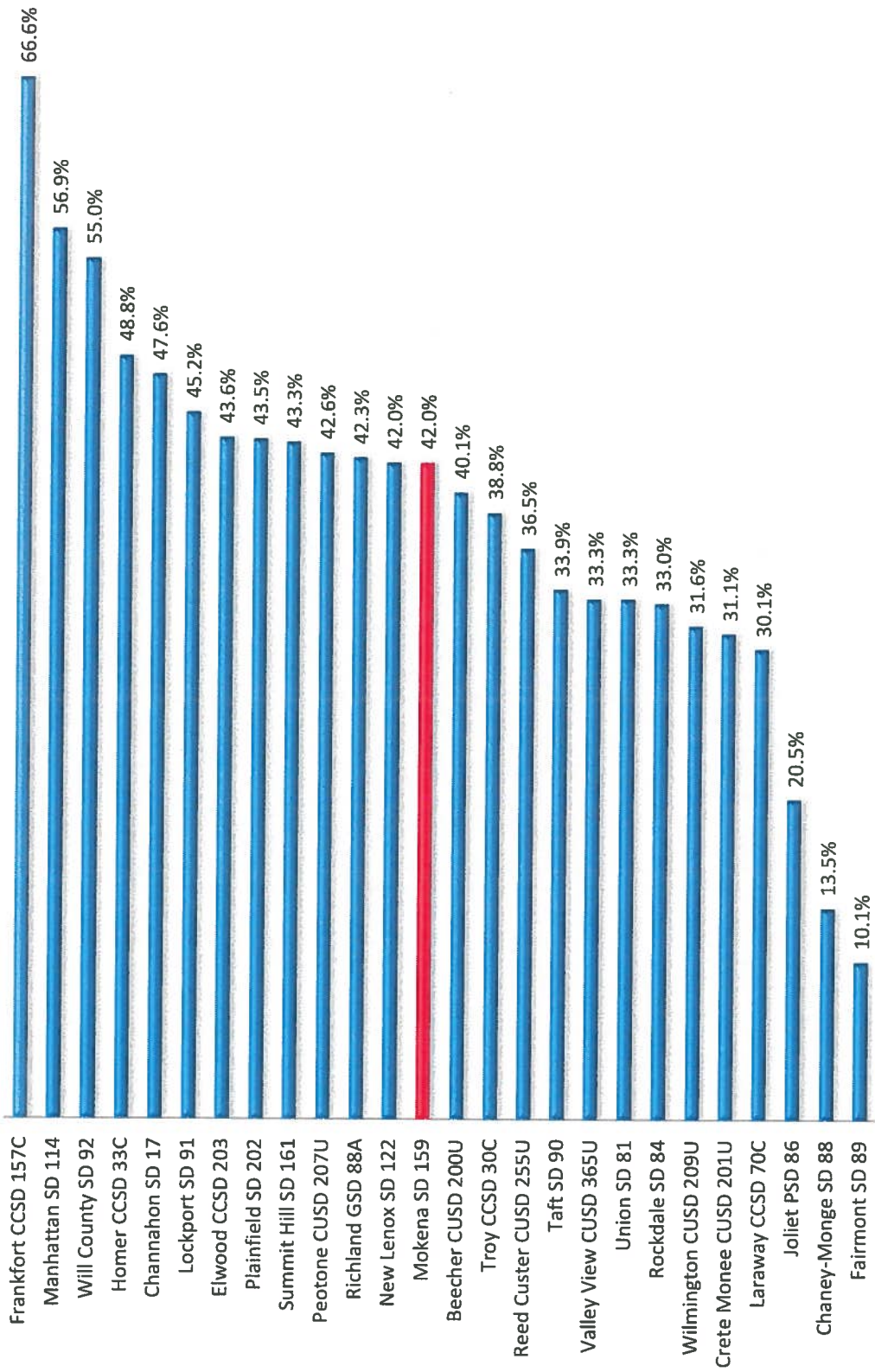
*All the rest of the MES teachers who prepared the students in previous for their third grade experience. It takes a whole team effort to see growth like that. **GO STARS!!!***

On the next few pages, you will find the Will County results for both 2016 and 2017.

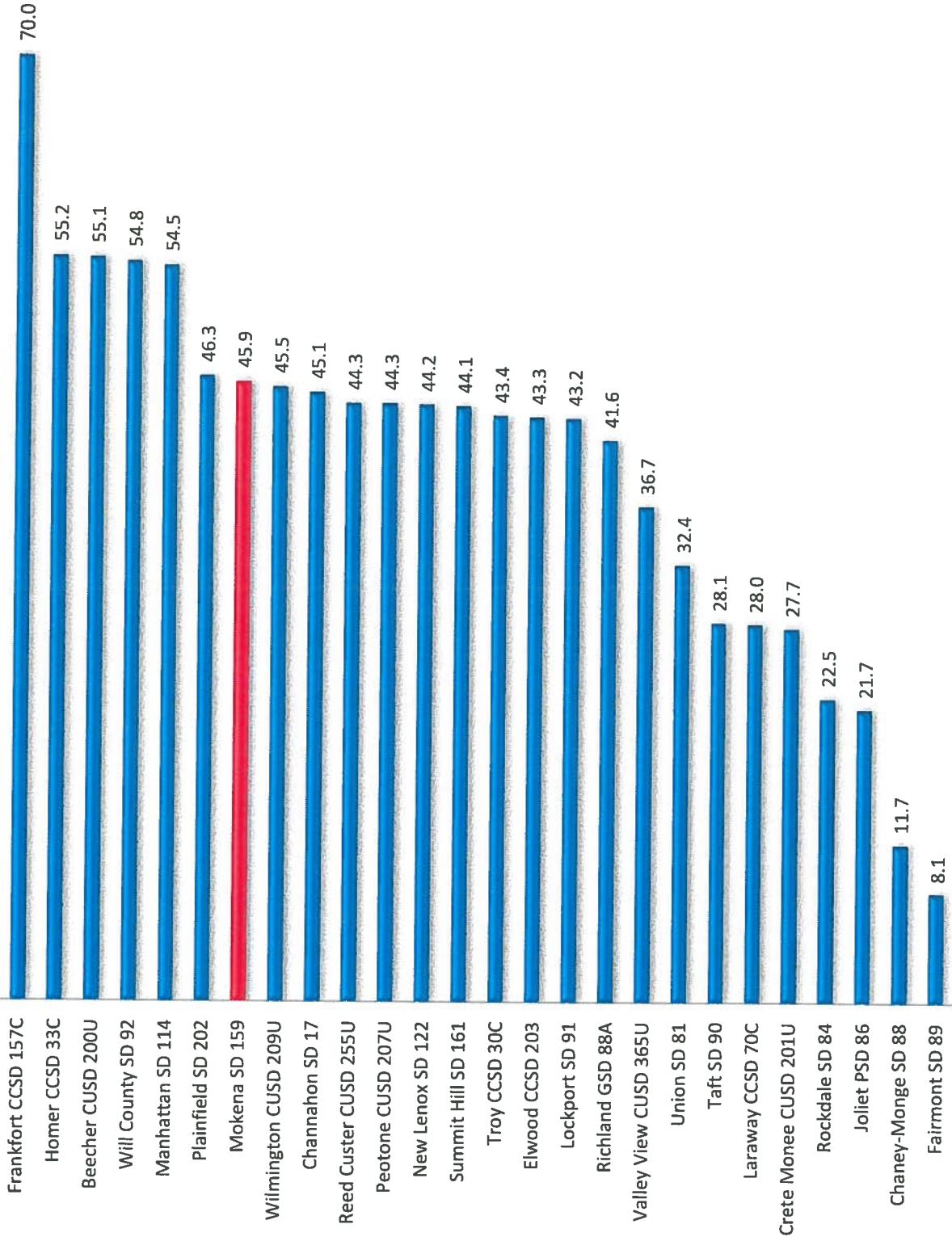
1st Quarter Professional Development

| Date | Title | Number of Attendees |
|-----------------------|--|---------------------|
| August 8, 2017 | Co-Teaching Workshop | 19 |
| August 9, 2017 | Co-Teaching Workshop | 18 |
| August 15, 2017 | Mentor Training | 5 |
| August 16, 2017 | Wilson Training | 8 |
| August 22, 2017 | Jim Burgett Presentation | 150 |
| August 22, 2017 | Grade Level Technology Training | 59 |
| August 22, 2017 | Lions Quest Training | 29 |
| August 22, 2017 | Sensory Supports Workshop | 12 |
| August 22, 2017 | Defining "Adequate Growth" and Aligning Literacy Programs to Student Needs | 20 |
| September 13, 2017 | FastBridge Training | 24 |
| September 13, 2017 | Google Training | 24 |
| September 13, 2017 | My IGDI's Training | 4 |
| September 13, 2017 | "Handwriting Without Tears" Training | 14 |
| September 13, 2017 | CPI Recertification | 23 |
| September 20, 2017 | Personalized Google Training | 29 |
| September 27, 2017 | CPI Refresher | 12 |
| September 28-29, 2017 | PBIS Leadership Forum | 9 |
| October 2, 2017 | CPI Refresher | 10 |
| October 4, 2017 | ALEKS Math Training | 6 |
| October 10, 2017 | "Get Your Teach On" Workshop | 2 |
| October 13, 2017 | Techcon 2017 Conference | 3 |
| October 14, 2017 | Technology for Teachers Conference | 4 |
| October 18, 2017 | ALEKS Math Training | 20 |
| October 18, 2017 | Technology Training | 49 |
| October 18, 2017 | CPI Refresher | 6 |
| October 19, 2017 | CPI Training | 7 |

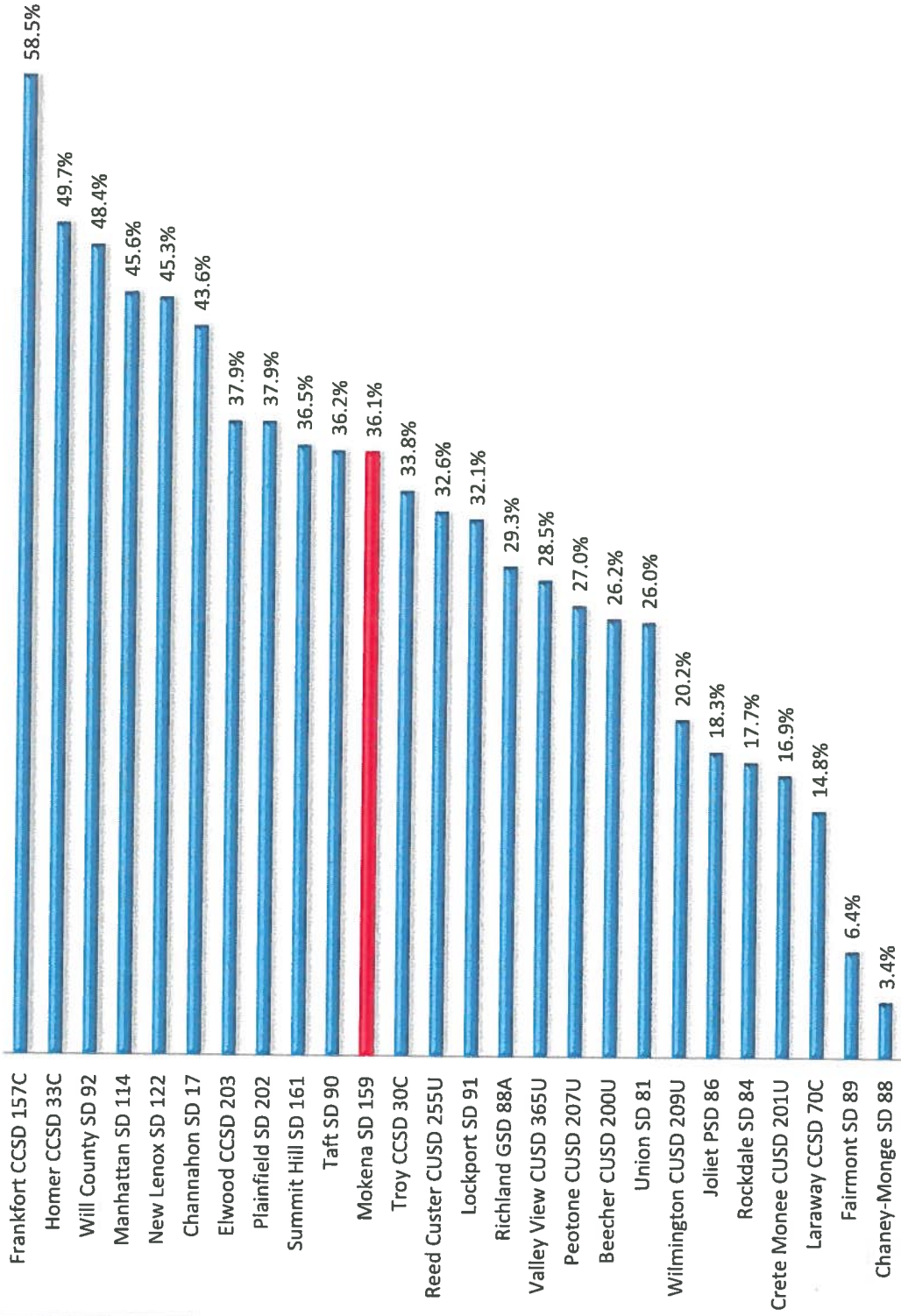
Will County Comparison 2016 PARCC ELA



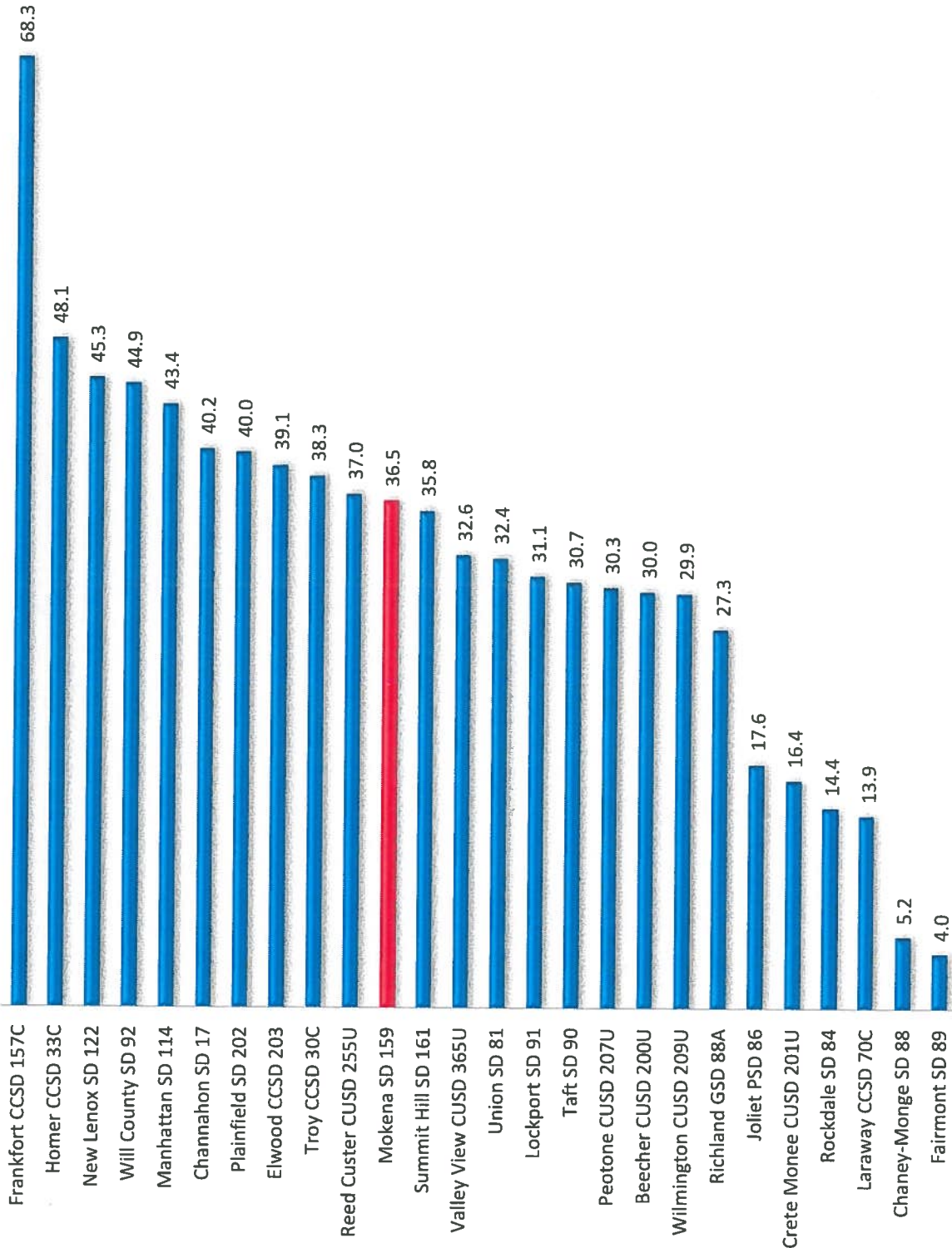
Will County Comparison 2017 PARCC ELA



Will County Comparison 2016 PARCC Math



Will County Comparison 2017 PARCC Math





MOKENA PUBLIC SCHOOLS DISTRICT 159

Board Information Report

TO: Board of Education
FROM: Mrs. Eileen Parente
Director of Student Services
DATE: November 15, 2017
RE: Student Services Information Report

1. Health Coordinator Staffing Needs

During the past month, there has been an increase in identified student who require direct services from our Health Coordinators. Due to the needs of the students, it warrants looking at how the Health Coordinator offices are staffed across the district. Because of the increase in student needs, it has been determined that Mokena Junior High will continue with an assigned 1.0 FTE, MIS will be increased by 0.3 FTE, equally and assignment of 1.0 FTE, and Mokena Elementary School will be increased by 0.7 FTE, equally to an assignment of 2.0 FTE.



MOKENA PUBLIC SCHOOLS DISTRICT 159

11244 Willowcrest Lane • Mokena, IL 60448-1334 • (708) 342-4900 • www.mokena159.org

Memo

To: Superintendent Castillo and the Board of Education
From: Dr. Teri Shaw, CSBO
Date: November 15, 2017
Re: Monthly CSBO Report

Finance: The second finance committee meeting is scheduled for Monday, November 13 at 7PM. The power point will be added to board book for you. The topics to be discussed will be transportation and tax levy.

The Transportation power point will include many data analytics. The analytics will cover student ridership, fees collected, state reimbursements, local revenue, expenses, composite analysis of regular transportation and special education transportation.

Future topics to include: Operations & Maintenance, Capital Improvements and Bonding Capacity, Special Education, Food Service, etc....

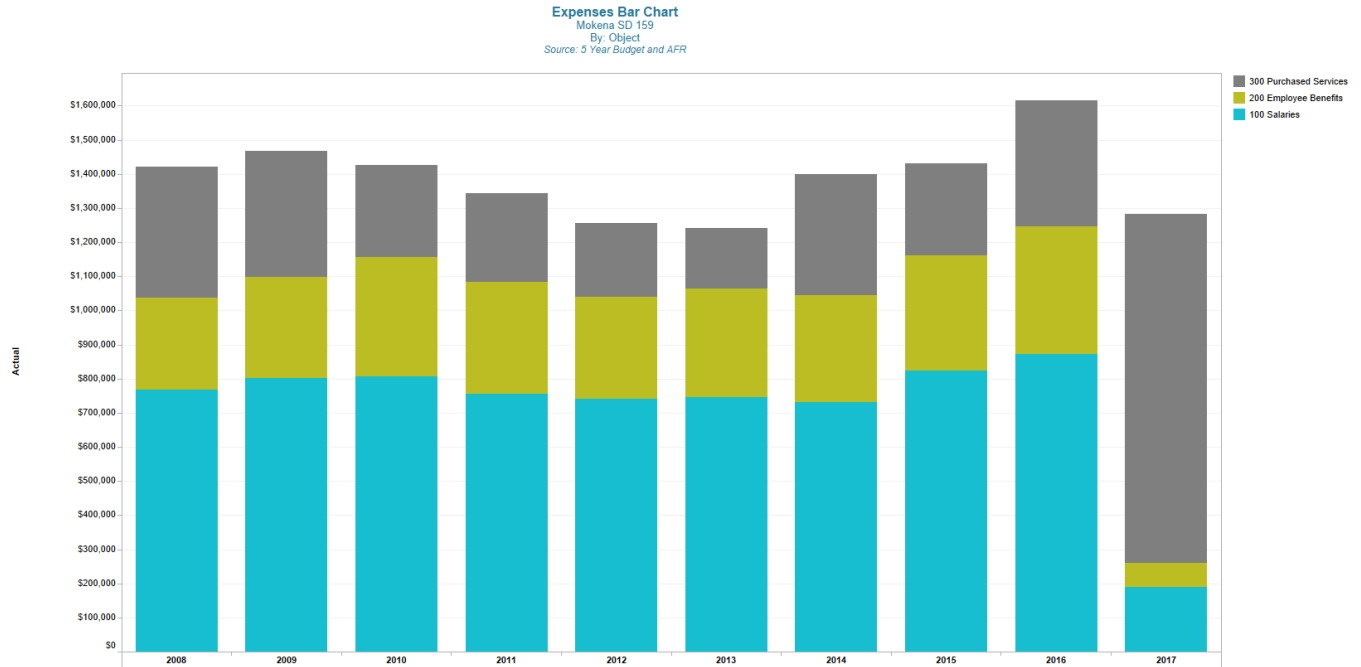
Tax Levy: With the preliminary EAV number we can begin to build the 2017 tax levy which funds the 2018-19 school year. The 2017 CPI was 2.1% which is the highest CPI has been since 2012. The new equitable and adequate funding law removes the tax cap of 3.5 on the education fund levy. It allows the district to distribute the maximum allowable limiting rate unfettered by caps to specific funds.

There is pending legislation currently in Springfield which would have an immediate impact on the tax levy. The legislation is for a two year property tax freeze. This freeze would, in effect, freeze the CPI at 0% on the tax levy for levy 2017 and levy 2018. The levy we are currently discussing is levy 2017 – so if the legislation passes, the current levy would become obsolete and need to be replaced.

The legislation also increases the amount of specific exemptions for senior citizens, veterans, and others with specific disabilities. The local revenue would decrease based on the increase in exemptions being subtracted from the EAV.

Operations and Maintenance:

Below is a graphical representation of



| Function 2540 Analysis Analysis Type (Expense) | Function 2540 All Funds | | Over/(Under) |
|---|-------------------------|--------------------|--------------------|
| | 2016 | 2017 | |
| 700 Non-Capitalized Equipment | \$12,031 | \$14,961 | \$2,930 |
| 500 Capital Outlay | \$12,654 | \$257 | (\$12,397) |
| 400 Supplies & Materials | \$486,829 | \$521,463 | \$34,634 |
| 300 Purchased Services | \$369,080 | \$1,022,453 | \$653,373 |
| 200 Employee Benefits | \$373,032 | \$70,294 | (\$302,738) |
| 100 Salaries | \$872,787 | \$189,521 | (\$683,266) |
| Totals: | \$1,614,899 | \$1,282,268 | (\$332,631) |

There was a significant cost savings through the outsourcing of custodial and maintenance based on an analysis of audited expenses. We will also be invoicing GCA for minor custodial and maintenance supplies based on the contract language.

Equalized Assessed Valuation: We received preliminary EAV numbers from the Will County Assessor's office. The preliminary numbers are an approximately 4.5% increase in EAV from last year. There is also approximately 5.5 Million in new construction.

Administrative Cost Waiver: Every year the District holds a waiver for administrative costs. There is supporting documentation attached to the board pack under extras in the October board pack.

Illinois Budget: The new adequate and equitable funding law is in place. ISBE has released educational and informational documents on their website www.isbe.net. The new state funding model is still a work in progress. The state is still working through the final calculations for each school district. We anticipate seeing the working model sometime in January.

Transportation:

Total Ridership: 1,078 students; including 29 St. Mary's students

Down 3 students from last month

From Rachael:

November Transportation Report

Our focus this month in transportation has turned to improvements in our safety protocol and policy. It has been several years since we have implemented a required CPR/First Aid class for our drivers. This year we will be reinstating this as a standard. All drivers will maintain a current CPR certification while employed at 159. Since the bus drivers are the first responders if an emergency were to arise, we find it critical to empower our drivers with such a valuable tool.

In addition to our CPR certification, we will utilize our nurse Mrs. Dydo; who graciously offered to instruct our drivers on common response indicators, such as; identifying allergic reactions, low blood sugar indicators, and other health risks.

As always, we hope to continue to surpass expectations of our community, students, and ourselves.

Food Service

From Ann:

For the month of October 2017 we sold 8,072 lunches. The most popular lunch this month was the Whole Grain Mini Pancake with Chicken Tenders coming up in second place. No surprises there!!!

We were visited by the Health Department last week. Mokena Junior High received a score of 97%. MIS received a 98%. MES was not rated at this time because the Inspector was filling me in about the new changes in the works. Our staff at all of the schools work very hard to ensure that our kitchens are clean and safe for our students and staff. "GOOD JOB GIRLS". Keep up the GOOD WORK.

The Health Department is planning to change the way inspections are done. They will be using the USDA scoring system which uses a pass/fail system instead of a percentage system that we are using at this time. With the new scoring system, failing the inspection would mean having six or more critical infractions.

I will attend the Performance Fox River Foods Annual Fall Food & Equipment Show November 14th.

Buildings and Grounds

From Paul As of 11-19-17:

- Lead testing results have been received ; The District passed with no problems.
- HVAC system was flushed in house for a large savings versus using an outsourced provider
- Snow preparation has been completed. We hope we don't need it.
- Currently, we are waiting on a hard quote from Forest Alarm for an updated 911 system. We hope to have that by mid-week next week.
- The invoicing has been completed for custodial reimbursement from GCA.
- Our maintenance men have completed more than 2100 work orders as of this date.

Bills Payable:

New Report is based on Fund/Location then Function

| Fund | Description | Location | Short Description |
|------|--------------------------|----------|-------------------|
| 10 | Education | 001 | Gen Admin |
| 20 | Operations & Maintenance | 002 | MES |
| 30 | Debt Service | 003 | MIS |
| 40 | Transportation | 004 | MJS |
| 50 | IMRF/SS | 005 | Gen Elementary |
| 60 | Capital Projects | 010 | Spec Ed |
| 70 | Working Cash | 011 | Title I |
| 80 | Tort | 018 | Curriculum Dev |
| 90 | Life Safety | 020 | Board |
| | | 021 | Superintendent |
| | | 027 | Technology |
| | | 030 | Business |
| | | 031 | Buildings |
| | | 032 | Transportation |
| | | 033 | Food Service |



Mokena School District 159 Information Report

Date: November 15, 2017

To: Board of Education
Dr. Omar Castillo, Superintendent

From: Dr. Teri Shaw, Chief School Business Official

Re: Student Tuition Cost for 2018-19

The student tuition figure to be used for the 2018-2019 school year is based upon the Per Capita Tuition charge furnished to the Illinois State Board of Education on Pages 28 & 29 of our Fiscal Year 2016-17 Annual Financial Report (AFR). This figure is determined from specific revenue and expenses identified from our audited accounting records. We use the Fiscal Year 2016-17 AFR as this is the most current audited information available. The AFR indicates a Per Capita Tuition Charge of \$10,244.41, a decrease of 4.8% from last year's figure of \$10,740.73. The Per Capita Tuition Charge (from this report) is increased by 10% to arrive at the annual tuition amount we charge to students who are not residents of the district.

The monthly tuition charge payable over a **nine-month** period is assessed to parents who are moving into the district, but are still out-of-district residents at the start of the school year. Per past practice, if occupancy occurs prior to October 15, we return the tuition checks to the family. Any students who are paying tuition cannot be included in the average daily attendance calculations that are used to determine our General State Aid.

Attached is a report indicating the history of the annual tuition charge.

The figures for FY18 are as follows:

| <u>Per Capita Charge</u> | <u>110%</u> | <u>Monthly Tuition Charge</u> |
|--------------------------|-----------------------|-------------------------------|
| <u>\$10,244.41</u> | <u>\$11,268.85</u> | <u>\$1,252.10</u> |
| <i>Base</i> | <i>Annual Tuition</i> | <i>9 Month Payment</i> |

| Tuition Year | Amount from Audit | % Increase (prior year) | 110% | Monthly |
|---------------------|--------------------------|--------------------------------|-------------|----------------|
| 1997-1998 | \$3,552.67 | 5.77% | \$3,907.94 | \$434.22 |
| 1998-1999 | \$3,639.30 | 2.44% | \$4,003.23 | \$444.80 |
| 1999-2000 | \$3,844.08 | 5.63% | \$4,228.49 | \$469.83 |
| 2000-2001 | \$3,772.73 | -1.86% | \$4,150.00 | \$461.11 |
| 2001-2002 | \$3,847.19 | 1.97% | \$4,231.91 | \$470.21 |
| 2002-2003 | \$4,278.21 | 11.20% | \$4,706.03 | \$522.89 |
| 2003-2004 | \$4,622.15 | 8.04% | \$5,084.37 | \$564.93 |
| 2004-2005 | \$4,791.62 | 3.67% | \$5,270.78 | \$585.64 |
| 2005-2006 | \$4,948.12 | 3.27% | \$5,442.93 | \$604.77 |
| 2006-2007 | \$5,026.12 | 1.58% | \$5,528.73 | \$614.30 |
| 2007-2008 | \$5,553.90 | 10.50% | \$6,109.29 | \$678.81 |
| 2008-2009 | \$5,825.68 | 4.89% | \$6,408.25 | \$712.03 |
| 2009-2010 | \$6,512.05 | 11.78% | \$7,163.26 | \$795.92 |
| 2010-2011 | \$6,917.97 | 6.23% | \$7,609.77 | \$845.53 |
| 2011-2012 | \$7,190.56 | 3.94% | \$7,909.62 | \$878.85 |
| 2012-2013 | \$6,713.98 | -6.63% | \$7,385.38 | \$820.60 |
| 2013-2014 | \$6,984.38 | 4.03% | \$7,682.82 | \$853.65 |
| 2014-2015 | \$7,008.29 | 0.34% | \$7,709.12 | \$856.57 |
| 2015-2016 | \$8,132.99 | 16.10% | \$8,946.29 | \$994.03 |
| 2016-2017 | \$8,884.26 | 9.23% | \$9,772.68 | \$1,085.85 |
| 2017-2018 | \$10,740.73 | 20.90% | \$11,814.80 | \$1,312.76 |
| 2018-2019 | 10,255.41 | -4.8% | 11,268.85 | 1,252.10 |



Mokena School District 159 **Information Report**

Date: November, 15 2017

To: Board of Education
Dr. Omar Castillo, Superintendent

From: Teri Shaw, Chief School Business Official

Re: **Annual Statement of Affairs for the Fiscal Year Ending June 30, 2017**

The School Code, Section 10-17 (105ILCS 5/10-17) states that, school districts are required to complete the Annual Statement of Affairs Report (ASA). Attached is a copy of the district's ASA Report for the fiscal year ending June 30, 2017.

The information for this ISBE report comes from the FY17 Annual Financial Report and the payroll and accounting programs. The district is required to publish the following pages of the report in Mokena Messenger newspaper by December 1, 2017:

- Published Summary page 4
- Salary Schedule page 5
- Payments Over \$2,500 page 6

The ASA Report must be filed with the Illinois State Board of Education (ISBE) electronically no later than December 15 annually. ISBE will publish the ASA on the ISBE website by January 15 of the following year.

A B C D E F G H I J

Note: For submitting to ISBE, the "Statement of Affairs" can be submitted as one file to avoid separating worksheets.

ILLINOIS STATE BOARD OF EDUCATION

School Business Services

(217)785-8779

ANNUAL STATEMENT OF AFFAIRS FOR THE FISCAL YEAR ENDING

June 30, 2017

(Section 10-17 of the School Code)

SCHOOL DISTRICT/JOINT AGREEMENT NAME: **Mokena School District 159**

RCDT NUMBER: **56-099-1590-02**

ADDRESS: **11244 Willowcrest Lane**

COUNTY: **Will**

NAME OF NEWSPAPER WHERE PUBLISHED: **Mokena Messenger**

DISTRICT TYPE

Elementary

High School

Unit

| | | |
|---|--|--|
| X | | |
|---|--|--|

ASSURANCE

The statement of affairs has been made available in the main administrative office of the school district/joint agreement and the required Annual Statement of Affairs Summary has been published in accordance with Section 10-17 of the School Code.

YES

| CAPITAL ASSETS | VALUE |
|-------------------------------------|-------------------|
| WORKS OF ART & HISTORICAL TREASURES | 1,092,698 |
| LAND | 14,643,014 |
| BUILDING & BUILDING IMPROVEMENTS | 58,985 |
| SITE IMPROVMENTS & INFRASTRUCTURE | 509,094 |
| CAPITALIZED EQUIPMENT | |
| CONSTRUCTION IN PROGRESS | |
| Total | 16,303,791 |

| NUMBER OF PUPILS ENROLLED PER GRADE | VALUE |
|-------------------------------------|--------------|
| PRE-KINDERGARTEN | 42 |
| KINDERGARTEN | 150 |
| FIRST | 153 |
| SECOND | 155 |
| THIRD | 187 |
| FOURTH | 174 |
| FIFTH | 158 |
| SIXTH | 158 |
| SEVENTH | 182 |
| EIGHTH | 198 |
| SPECIAL | |
| Total Elementary | 1,557 |
| NINTH | |
| TENTH | |
| ELEVENTH | |
| TWELFTH | |
| SPECIAL | |
| Total Secondary | 0 |
| Total District | 1,557 |

| | |
|--|-------------|
| SIZE OF DISTRICT IN SQUARE MILES | 12 |
| NUMBER OF ATTENDANCE CENTERS | 3 |
| 9 MONTH AVERAGE DAILY ATTENDANCE | 1,460 |
| NUMBER OF CERTIFICATED EMPLOYEES | |
| FULL-TIME | 112 |
| PART-TIME | 64 |
| NUMBER OF NON-CERTIFICATED EMPLOYEES | |
| FULL-TIME | 105 |
| PART-TIME | 48 |
| TAX RATE BY FUND (IN %) | |
| EDUCATIONAL | 2.0726 |
| OPERATIONS & MAINTENANCE | 0.2177 |
| BOND & INTEREST | 0.4065 |
| TRANSPORTATION | 0.0584 |
| MUNICIPAL RETIREMENT | 0.0219 |
| SOCIAL SECURITY | 0.0220 |
| WORKING CASH | 0.0122 |
| FIRE PREVENTION & SAFETY | |
| TORT IMMUNITY | 0.0241 |
| CAPITAL PROJECTS | |
| SPECIAL EDUCATION | 0.0833 |
| LEASING | |
| OTHER | |
| OTHER | |
| DISTRICT EQUALIZED ASSESSED VALUATION (EAV) | 553,652,807 |
| EQUALIZED ASSESSED VALUATION PER ADA PUPIL | 379,334 |
| TOTAL LONG-TERM DEBT ALLOWED | 38,202,044 |
| TOTAL LONG-TERM DEBT OUTSTANDING AS OF June 30, 2017 | 8,738,145 |
| PERCENT OF LONG-TERM DEBT OBLIGATED CURRENTLY | 22.87% |

| | A | B | C | D | E | F | G | H | I | J | K |
|----|---|---------|------------------|--------------------------|------------------|------------------|--|------------------|------------------|----------------|--------------------------|
| | STATEMENT OF ASSETS AND LIABILITIES | | | | | | | | | | |
| | AS OF JUNE 30, 2017 | | | | | | | | | | |
| | Description | Acct No | (10) | (20) | (30) | (40) | (50) | (60) | (70) | (80) | (90) |
| | | | Educational | Operations & Maintenance | Debt Service | Transportation | Municipal Retirement & Social Security | Capital Projects | Working Cash | Tort | Fire Prevention & Safety |
| 1 | | | | | | | | | | | |
| 2 | | | | | | | | | | | |
| 3 | | | | | | | | | | | |
| 4 | | | | | | | | | | | |
| 5 | | | | | | | | | | | |
| 6 | CURRENT ASSETS (100) | | | | | | | | | | |
| 7 | Cash (Accounts 111 thru 115) | | 326,713 | 8,746 | 17,352 | 56,049 | 28,703 | 2,567 | 20,220 | 665 | 802 |
| 8 | Investments | 120 | 6,094,465 | 2,059,835 | 1,380,380 | 1,354,533 | 335,028 | 60,055 | 2,123,226 | 123,208 | |
| 9 | Taxes Receivable | 130 | | | | | | | | | |
| 10 | Interfund Receivables | 140 | | | | | | | | | |
| 11 | Intergovernmental Accounts Receivable | 150 | | | | | | | | | |
| 12 | Other Receivables | 160 | | | | | | | | | |
| 13 | Inventory | 170 | | | | | | | | | |
| 14 | Prepaid Items | 180 | | | | | | | | | |
| 15 | Other Current Assets | 190 | | | | | | | | | |
| 16 | Total Current Assets | | 6,421,178 | 2,068,581 | 1,397,732 | 1,410,582 | 363,731 | 62,622 | 2,143,446 | 123,873 | 802 |
| 17 | CURRENT LIABILITIES (400) | | | | | | | | | | |
| 18 | Interfund Payables | 410 | | | | | | | | | |
| 19 | Intergovernmental Accounts Payable | 420 | | | | | | | | | |
| 20 | Other Payable | 430 | 5,468 | | | 96,755 | | | | | |
| 21 | Contracts Payable | 440 | | | | | | | | | |
| 22 | Loans Payable | 460 | | | | | | | | | |
| 23 | Salaries & Benefits Payable | 470 | | | | | | | | | |
| 24 | Payroll Deductions & Withholdings | 480 | 2,218 | | | | | | | | |
| 25 | Deferred Revenues & Other Current Liabilities | 490 | | | | | | | | | |
| 26 | Due to Activity Fund Organizations | 493 | | | | | | | | | |
| 27 | Total Current Liabilities | | 7,686 | 0 | 0 | 96,755 | 0 | 0 | 0 | 0 | 0 |
| 28 | LONG-TERM LIABILITIES (500) | | | | | | | | | | |
| 29 | Long-Term Debt Payable | 511 | | | | | | | | | |
| 30 | Total Liabilities | | 7,686 | 0 | 0 | 96,755 | 0 | 0 | 0 | 0 | 0 |
| 31 | Reserved Fund Balance | 714 | | 2,068,581 | 1,397,732 | 1,313,827 | 363,731 | 62,622 | 2,143,446 | 123,873 | 802 |
| 32 | Unreserved Fund Balance | 730 | 6,413,492 | | | | | | | | |
| 33 | Investments in General Fixed Assets | | | | | | | | | | |
| 34 | Total Liabilities and Fund Balances | | 6,421,178 | 2,068,581 | 1,397,732 | 1,410,582 | 363,731 | 62,622 | 2,143,446 | 123,873 | 802 |

| A | B | C | D | E | F | G | H | I | J | K |
|--|---------|------------------|-------------------------------|-------------------|---------------------|---|-----------------------|-------------------|-----------|-------------------------------|
| STATEMENT OF REVENUES RECEIVED/REVENUES, EXPENDITURES DISBURSED/EXPENDITURES, OTHER SOURCES/USES AND CHANGES IN FUND BALANCE - FOR YEAR ENDING JUNE 30, 2017 | | | | | | | | | | |
| | Acct No | (10) Educational | (20) Operations & Maintenance | (30) Debt Service | (40) Transportation | (50) Municipal Retirement & Social Security | (60) Capital Projects | (70) Working Cash | (80) Tort | (90) Fire Prevention & Safety |
| 1 | | | | | | | | | | |
| 2 | | | | | | | | | | |
| 3 | | | | | | | | | | |
| 4 | | | | | | | | | | |
| 5 | | | | | | | | | | |
| 6 | | | | | | | | | | |
| 7 | 1000 | 12,406,512 | 1,401,354 | 2,218,005 | 426,119 | 484,577 | 5,240 | 78,759 | 130,223 | 0 |
| 8 | 2000 | 0 | 0 | 0 | 0 | 0 | 0 | 0 | 0 | 0 |
| 9 | 3000 | 970,793 | 291,898 | 0 | 235,326 | 0 | 0 | 0 | 0 | 0 |
| 10 | 4000 | 901,756 | 0 | 0 | 0 | 0 | 0 | 0 | 0 | 0 |
| 11 | | 14,279,061 | 1,693,252 | 2,218,005 | 661,445 | 484,577 | 5,240 | 78,759 | 130,223 | 0 |
| 12 | 3998 | 5,955,301 | | | | | | | | |
| 13 | | 20,234,362 | 1,693,252 | 2,218,005 | 661,445 | 484,577 | 5,240 | 78,759 | 130,223 | 0 |
| 14 | | | | | | | | | | |
| 15 | 1000 | 8,418,458 | | | | 196,262 | | | | |
| 16 | 2000 | 3,281,691 | 1,720,666 | | 847,871 | 274,608 | 3,207,699 | | 113,627 | 0 |
| 17 | 3000 | 33,757 | 0 | | 0 | 0 | | | | |
| 18 | 4000 | 1,526,228 | 94,472 | 0 | 53,828 | 0 | 0 | | | 0 |
| 19 | 5000 | 0 | 0 | 2,260,377 | 0 | 0 | | | 0 | 0 |
| 20 | | 13,240,134 | 1,815,138 | 2,260,377 | 901,699 | 470,870 | 3,207,699 | | 113,627 | 0 |
| 21 | 4180 | 19,195,435 | 1,815,138 | 2,260,377 | 901,699 | 470,870 | 3,207,699 | | 113,627 | 0 |
| 22 | | | | | | | | | | |
| 23 | | 1,038,927 | (121,886) | (42,372) | (240,254) | 13,707 | (3,202,459) | 78,759 | 16,596 | 0 |
| 24 | 7000 | 107,110 | 107,110 | | | | 107,110 | | | |
| 25 | 8000 | 149,436 | 107,110 | | | | | 107,110 | | |
| 26 | | (149,436) | 0 | 0 | 0 | 0 | 107,110 | (107,110) | 0 | 0 |
| 27 | | | | | | | | | | |
| 28 | | 889,491 | (121,886) | (42,372) | (240,254) | 13,707 | (3,095,349) | (28,351) | 16,596 | 0 |
| 29 | | 5,524,001 | 2,190,467 | 1,440,104 | 1,554,081 | 350,024 | 3,157,971 | 2,171,797 | 107,277 | 802 |
| 30 | | 6,413,492 | 2,068,581 | 1,397,732 | 1,313,827 | 363,731 | 62,622 | 2,143,446 | 123,873 | 802 |

| A | B | C | D | E | F | G | H | I | J | K | L | M |
|----|--|------------------------|------------|-------------|--------------------------|---------------|----------------|--------------------------------------|------------------|-----------------------|------|--------------------------|
| 1 | ANNUAL STATEMENT OF AFFAIRS SUMMARY FOR FISCAL YEAR ENDING JUNE 30, 2017 | | | | | | | | | | | |
| 2 | The summary must be published in the local newspaper. | | | | | | | | | | | |
| 3 | Copies of the detailed Annual Statement of Affairs for the Fiscal Year Ending June 30, 2017 will be available for public inspection in the school district/joint agreement administrative office by December 1, annually. Individuals wanting to | | | | | | | | | | | |
| 4 | review this Annual Statement of Affairs should contact: | | | | | | | | | | | |
| 5 | | | | | | | | | | | | |
| 6 | Mokona School District 159 | 11244 Willowcrest Lane | | | | | | | | | | |
| 7 | School District/Joint Agreement Name | Address | | | | | | 708-342-4900 | | M-F 7:30 AM - 4:00 PM | | |
| 8 | Also by January 15, annually the detailed Annual Statement of Affairs for the Fiscal Year Ending June 30, 2017, will be posted on the Illinois State Board of Education's website@ www.isbe.net. | | | | | | | | | | | |
| 9 | SUMMARY: The following is the Annual Statement of Affairs Summary that is required to be published by the school district/joint agreement for the past fiscal year. | | | | | | | | | | | |
| 10 | | | | | | | | | | | | |
| 11 | | | | | | | | | | | | |
| 12 | Statement of Operations as of June 30, 2017 | | | | | | | | | | | |
| 13 | | | | Educational | Operations & Maintenance | Debt Services | Transportation | Municipal Retirement/Social Security | Capital Projects | Working Cash | Tort | Fire Prevention & Safety |
| 14 | Local Sources | 1000 | 12,406,512 | 1,401,354 | 2,218,005 | 426,119 | 484,577 | 5,240 | 78,759 | 130,223 | 0 | 0 |
| 15 | Flow-Through Receipts/Revenues from One District to Another District | 2000 | 0 | 0 | 0 | 0 | 0 | 0 | 0 | 0 | 0 | 0 |
| 16 | State Sources | 3000 | 970,793 | 291,898 | 0 | 235,326 | 0 | 0 | 0 | 0 | 0 | 0 |
| 17 | Federal Sources | 4000 | 901,756 | 0 | 0 | 0 | 0 | 0 | 0 | 0 | 0 | 0 |
| 18 | Total Direct Receipts/Revenues | | 14,279,061 | 1,693,252 | 2,218,005 | 661,445 | 484,577 | 5,240 | 78,759 | 130,223 | 0 | 0 |
| 19 | Total Direct Disbursements/Expenditures | | 13,240,134 | 1,815,138 | 2,260,377 | 901,699 | 470,870 | 3,207,699 | 113,627 | 0 | 0 | 0 |
| 20 | Other Sources/Uses of Funds | | (149,436) | 0 | 0 | 0 | 0 | 107,110 | (107,110) | 0 | 0 | 0 |
| 21 | Beginning Fund Balances - July 1, 2016 | | 5,524,001 | 2,190,467 | 1,440,104 | 1,554,081 | 350,024 | 3,157,971 | 2,171,797 | 107,277 | 802 | 0 |
| 22 | Other Changes in Fund Balances | | 0 | 0 | 0 | 0 | 0 | 0 | 0 | 0 | 0 | 0 |
| 23 | Ending Fund Balances June 30, 2017 | | 6,413,492 | 2,068,581 | 1,397,732 | 1,313,827 | 363,731 | 62,622 | 2,143,446 | 123,873 | 802 | 0 |

| | A | B | C | D | E | F | G | H | I | J | K |
|----|---|---------|-------------|--------------------------|--------------|----------------|--|------------------|--------------|---------|--------------------------|
| | STATEMENT OF ASSETS AND LIABILITIES | | | | | | | | | | |
| | AS OF JUNE 30, 2017 | | | | | | | | | | |
| | Description | Acct No | (10) | (20) | (30) | (40) | (50) | (60) | (70) | (80) | (90) |
| | | | Educational | Operations & Maintenance | Debt Service | Transportation | Municipal Retirement & Social Security | Capital Projects | Working Cash | Tort | Fire Prevention & Safety |
| 1 | CURRENT ASSETS (100) | | | | | | | | | | |
| 2 | Cash (Accounts 111 thru 115) | | 326,713 | 8,746 | 17,352 | 56,049 | 28,703 | 2,567 | 20,220 | 665 | 802 |
| 3 | Investments | 120 | 6,094,465 | 2,059,835 | 1,380,380 | 1,354,533 | 335,028 | 60,055 | 2,123,226 | 123,208 | |
| 4 | Taxes Receivable | 130 | | | | | | | | | |
| 5 | Interfund Receivables | 140 | | | | | | | | | |
| 6 | Intergovernmental Accounts Receivable | 150 | | | | | | | | | |
| 7 | Other Receivables | 160 | | | | | | | | | |
| 8 | Inventory | 170 | | | | | | | | | |
| 9 | Prepaid Items | 180 | | | | | | | | | |
| 10 | Other Current Assets | 190 | | | | | | | | | |
| 11 | Total Current Assets | | 6,421,178 | 2,068,581 | 1,397,732 | 1,410,582 | 363,731 | 62,622 | 2,143,446 | 123,873 | 802 |
| 12 | CURRENT LIABILITIES (400) | | | | | | | | | | |
| 13 | Interfund Payables | 410 | | | | | | | | | |
| 14 | Intergovernmental Accounts Payable | 420 | | | | | | | | | |
| 15 | Other Payable | 430 | 5,468 | | | 96,755 | | | | | |
| 16 | Contracts Payable | 440 | | | | | | | | | |
| 17 | Loans Payable | 460 | | | | | | | | | |
| 18 | Salaries & Benefits Payable | 470 | | | | | | | | | |
| 19 | Payroll Deductions & Withholdings | 480 | 2,218 | | | | | | | | |
| 20 | Deferred Revenues & Other Current Liabilities | 490 | | | | | | | | | |
| 21 | Due to Activity Fund Organizations | 493 | | | | | | | | | |
| 22 | Total Current Liabilities | | 7,686 | 0 | 0 | 96,755 | 0 | 0 | 0 | 0 | 0 |
| 23 | LONG-TERM LIABILITIES (500) | | | | | | | | | | |
| 24 | Long-Term Debt Payable | 511 | | | | | | | | | |
| 25 | Total Liabilities | | 7,686 | 0 | 0 | 96,755 | 0 | 0 | 0 | 0 | 0 |
| 26 | Reserved Fund Balance | 714 | | 2,068,581 | 1,397,732 | 1,313,827 | 363,731 | 62,622 | 2,143,446 | 123,873 | 802 |
| 27 | Unreserved Fund Balance | 730 | 6,413,492 | | | | | | | | |
| 28 | Investments in General Fixed Assets | | | | | | | | | | |
| 29 | Total Liabilities and Fund Balances | | 6,421,178 | 2,068,581 | 1,397,732 | 1,410,582 | 363,731 | 62,622 | 2,143,446 | 123,873 | 802 |

| A | B | C | D | E | F | G | H | I | J | K | |
|--|--|---------|------------------|-------------------------------|-------------------|---------------------|---|-----------------------|-------------------|-----------|-------------------------------|
| STATEMENT OF REVENUES RECEIVED/REVENUES, EXPENDITURES DISBURSED/EXPENDITURES, OTHER SOURCES/USES AND CHANGES IN FUND BALANCE - FOR YEAR ENDING JUNE 30, 2017 | | | | | | | | | | | |
| | Description | Acct No | (10) Educational | (20) Operations & Maintenance | (30) Debt Service | (40) Transportation | (50) Municipal Retirement & Social Security | (60) Capital Projects | (70) Working Cash | (80) Tort | (90) Fire Prevention & Safety |
| 5 | RECEIPTS/REVENUES | | | | | | | | | | |
| 6 | Local Sources | 1000 | 12,406,512 | 1,401,354 | 2,218,005 | 426,119 | 484,577 | 5,240 | 78,759 | 130,223 | 0 |
| 7 | Flow-Through Received/Revenue from One District to Another District | 2000 | 0 | 0 | 0 | 0 | 0 | 0 | 0 | 0 | 0 |
| 8 | State Sources | 3000 | 970,793 | 291,898 | 0 | 235,326 | 0 | 0 | 0 | 0 | 0 |
| 9 | Federal Sources | 4000 | 901,756 | 0 | 0 | 0 | 0 | 0 | 0 | 0 | 0 |
| 10 | Total Direct Receipts/Revenues | | 14,279,061 | 1,693,252 | 2,218,005 | 661,445 | 484,577 | 5,240 | 78,759 | 130,223 | 0 |
| 11 | Rec./Rev. for "On Behalf" Payments | 3998 | 5,955,301 | | | | | | | | |
| 12 | Total Receipts/Revenues | | 20,234,362 | 1,693,252 | 2,218,005 | 661,445 | 484,577 | 5,240 | 78,759 | 130,223 | 0 |
| 13 | DISBURSEMENTS/EXPENDITURES | | | | | | | | | | |
| 14 | Instruction | 1000 | 8,418,458 | | | | 196,262 | | | | |
| 15 | Support Services | 2000 | 3,261,691 | 1,720,666 | | 847,871 | 274,608 | 3,207,699 | | 113,627 | 0 |
| 16 | Community Services | 3000 | 33,757 | 0 | | 0 | 0 | | | | |
| 17 | Payments to Other Districts & Govt Units | 4000 | 1,526,228 | 94,472 | 0 | 53,828 | 0 | 0 | | | 0 |
| 18 | Debt Services | 5000 | 0 | 0 | 2,260,377 | 0 | 0 | | | 0 | 0 |
| 19 | Total Direct Disbursements/Expenditures | | 13,240,134 | 1,815,138 | 2,260,377 | 901,699 | 470,870 | 3,207,699 | | 113,627 | 0 |
| 20 | Disb./Expend. for "On Behalf" Payments | 4180 | 5,955,301 | 0 | 0 | 0 | 0 | 0 | | 0 | 0 |
| 21 | Total Disbursements/Expenditures | | 19,195,435 | 1,815,138 | 2,260,377 | 901,699 | 470,870 | 3,207,699 | | 113,627 | 0 |
| 22 | Excess of Direct Receipts/Revenues Over (Under) Direct Disbursements/Expenditures | | 1,038,927 | (121,886) | (42,372) | (240,254) | 13,707 | (3,202,459) | 78,759 | 16,596 | 0 |
| 23 | Other Sources of Funds | 7000 | 149,436 | 107,110 | | | 107,110 | | | | |
| 24 | Other Uses of Funds | 8000 | (149,436) | 0 | 0 | 0 | 0 | 107,110 | (107,110) | 0 | 0 |
| 25 | Total Other Sources/Uses of Funds | | 0 | 0 | 0 | 0 | 0 | 0 | 0 | 0 | 0 |
| 26 | Excess of Receipts/Revenues & Other Sources of Funds (Over/Under) Expenditures/Disbursements & Other Uses of Funds | | 889,491 | (121,886) | (42,372) | (240,254) | 13,707 | (3,095,349) | (28,351) | 16,596 | 0 |
| 27 | Beginning Fund Balances - July 1, 2016 | | 5,524,001 | 2,190,467 | 1,440,104 | 1,554,081 | 350,024 | 3,157,971 | 2,171,797 | 107,277 | 802 |
| 28 | Other Changes in Fund Balances Increases (Decreases) | | | | | | | | | | |
| 29 | Ending Fund Balances June 30, 2017 | | 6,413,492 | 2,068,581 | 1,397,732 | 1,313,827 | 363,731 | 62,622 | 2,143,446 | 123,873 | 802 |

| A | B | C | D | E | F | G | H | I | J | K | L | M |
|----|--|-------------------------------|-------------------|------------------|------------------|------------------|----------------|------------------|------------------|----------------|------------|------------|
| 1 | ANNUAL STATEMENT OF AFFAIRS SUMMARY FOR FISCAL YEAR ENDING JUNE 30, 2017 | | | | | | | | | | | |
| 2 | The summary must be published in the local newspaper. | | | | | | | | | | | |
| 3 | Copies of the detailed Annual Statement of Affairs for the Fiscal Year Ending June 30, 2017 will be available for public inspection in the school district/joint agreement administrative office by December 1, annually. Individuals wanting to | | | | | | | | | | | |
| 4 | review this Annual Statement of Affairs should contact: | | | | | | | | | | | |
| 5 | | | | | | | | | | | | |
| 6 | Mokena School District 159 | 11244 Willowcrest Lane | | | | | | | | | | |
| 7 | <i>School District/Joint Agreement Name</i> | <i>Address</i> | | | | | | | | | | |
| 8 | | | | | | | | | | | | |
| 9 | | | | | | | | | | | | |
| 10 | | | | | | | | | | | | |
| 11 | | | | | | | | | | | | |
| 12 | Statement of Operations as of June 30, 2017 | | | | | | | | | | | |
| 13 | | | | | | | | | | | | |
| 14 | Local Sources | 1000 | 12,406,512 | 1,401,354 | 2,218,005 | 426,119 | 484,577 | 5,240 | 78,759 | 130,223 | 0 | 0 |
| 15 | Flow-Through Receipts/Revenues from One District to Another District | 2000 | 0 | 0 | 0 | 0 | 0 | 0 | 0 | 0 | 0 | 0 |
| 16 | State Sources | 3000 | 970,793 | 291,898 | 0 | 235,326 | 0 | 0 | 0 | 0 | 0 | 0 |
| 17 | Federal Sources | 4000 | 901,756 | 0 | 0 | 0 | 0 | 0 | 0 | 0 | 0 | 0 |
| 18 | Total Direct Receipts/Revenues | | 14,279,061 | 1,693,252 | 2,218,005 | 661,445 | 484,577 | 5,240 | 78,759 | 130,223 | 0 | 0 |
| 19 | Total Direct Disbursements/Expenditures | | 13,240,134 | 1,815,138 | 2,260,377 | 901,699 | 470,870 | 3,207,699 | (107,110) | 113,627 | 0 | 0 |
| 20 | Other Sources/Uses of Funds | | 0 | 0 | 0 | 0 | 0 | 0 | 0 | 0 | 0 | 0 |
| 21 | Beginning Fund Balances - July 1, 2016 | | 5,524,001 | 2,190,467 | 1,440,104 | 1,554,081 | 350,024 | 3,157,971 | 2,171,797 | 107,277 | 802 | 802 |
| 22 | Other Changes in Fund Balances | | 0 | 0 | 0 | 0 | 0 | 0 | 0 | 0 | 0 | 0 |
| 23 | Ending Fund Balances June 30, 2017 | | 6,413,492 | 2,068,581 | 1,397,732 | 1,313,827 | 363,731 | 62,622 | 2,143,446 | 123,873 | 802 | 802 |

| A | B | C | D | E | F | G | H | I | J | K | L | M |
|----|--|------------------------|------------|--------------|-----------|-----------------------|---------|-----------|-----------|---------|-----|-----|
| 1 | ANNUAL STATEMENT OF AFFAIRS SUMMARY FOR FISCAL YEAR ENDING JUNE 30, 2017 | | | | | | | | | | | |
| 2 | The summary must be published in the local newspaper. | | | | | | | | | | | |
| 3 | Copies of the detailed Annual Statement of Affairs for the Fiscal Year Ending June 30, 2017 will be available for public inspection in the school district/joint agreement administrative office by December 1, annually. Individuals wanting to review this Annual Statement of Affairs should contact: | | | | | | | | | | | |
| 4 | | | | | | | | | | | | |
| 5 | | | | | | | | | | | | |
| 6 | Mokona School District 159 | 11244 Willowcrest Lane | | 708-342-4900 | | M-F 7:30 AM - 4:00 PM | | | | | | |
| 7 | School District/Joint Agreement Name | Address | | Telephone | | Office Hours | | | | | | |
| 8 | Also by January 15, annually the detailed Annual Statement of Affairs for the Fiscal Year Ending June 30, 2017, will be posted on the Illinois State Board of Education's website@ www.isbe.net. | | | | | | | | | | | |
| 9 | SUMMARY. The following is the Annual Statement of Affairs Summary that is required to be published by the school district/joint agreement for the past fiscal year. | | | | | | | | | | | |
| 10 | Statement of Operations as of June 30, 2017 | | | | | | | | | | | |
| 11 | | | | | | | | | | | | |
| 12 | | | | | | | | | | | | |
| 13 | | | | | | | | | | | | |
| 14 | Local Sources | 1000 | 12,406,512 | 1,401,354 | 2,218,005 | 426,119 | 484,577 | 5,240 | 78,759 | 130,223 | 0 | 0 |
| 15 | Flow-Through Receipts/Revenues from One District to Another District | 2000 | 0 | 0 | 0 | 0 | 0 | 0 | 0 | 0 | 0 | 0 |
| 16 | State Sources | 3000 | 970,793 | 291,898 | 0 | 235,326 | 0 | 0 | 0 | 0 | 0 | 0 |
| 17 | Federal Sources | 4000 | 901,756 | 0 | 0 | 0 | 0 | 0 | 0 | 0 | 0 | 0 |
| 18 | Total Direct Receipts/Revenues | | 14,279,061 | 1,693,252 | 2,218,005 | 661,445 | 484,577 | 5,240 | 78,759 | 130,223 | 0 | 0 |
| 19 | Total Direct Disbursements/Expenditures | | 13,240,134 | 1,815,138 | 2,260,377 | 901,699 | 470,870 | 3,207,699 | 113,627 | 0 | 0 | 0 |
| 20 | Other Sources/Uses of Funds | | (149,436) | 0 | 0 | 0 | 0 | 107,110 | (107,110) | 0 | 0 | 0 |
| 21 | Beginning Fund Balances - July 1, 2016 | | 5,524,001 | 2,190,467 | 1,440,104 | 1,554,081 | 350,024 | 3,157,971 | 2,171,797 | 107,277 | 802 | 802 |
| 22 | Other Changes in Fund Balances | | 0 | 0 | 0 | 0 | 0 | 0 | 0 | 0 | 0 | 0 |
| 23 | Ending Fund Balances June 30, 2017 | | 6,413,492 | 2,068,581 | 1,397,732 | 1,313,827 | 363,731 | 62,622 | 2,143,446 | 123,873 | 802 | 802 |

| | A | B | C | D | E |
|----|--|-------------------------------------|---|-------------------------------------|-------------------------|
| 1 | Payments over \$2,500, excluding wages and salaries. | | | | |
| 2 | <i>This listing must be published in the local newspaper, sent to ISBE, and retained within your district/joint agreement administrative office for public inspection</i> | | | | |
| 3 | | | | | |
| 4 | | | | | |
| 5 | Mokena School District 159 | | | | |
| 6 | 56-099-1590-02 | | | | |
| 7 | | <u>Person, Firm, or Corporation</u> | | <u>Person, Firm, or Corporation</u> | <u>Aggregate Amount</u> |
| 8 | A BEEP, INC | | | | 2,540.00 |
| 9 | 9 AFFILIATED CUSTOMER SERVICE INC | | | | 7,053.15 |
| 10 | 10 AMAZON | | | | 11,862.81 |
| 11 | 11 AMPLIFIED IT | | | | 3,250.00 |
| 12 | 12 APPLE, INC. | | | | 11,120.00 |
| 13 | 13 ARTHUR J GALLAGHER, RMS | | | | 5,466.00 |
| 14 | 14 ASBESTOS PROJECT MGNT | | | | 26,550.00 |
| 15 | 15 AT&T | | | | 6,775.22 |
| 16 | 16 AUTISM HOME SUPPORT SERV | | | | 32,150.00 |
| 17 | 17 BANK OF MONTREAL | | | | 126,916.92 |
| 18 | 18 BERKOTS SUPER FOODS | | | | 2,662.39 |
| 19 | 19 BLUE CROSS BLUE SHIELD IL | | | | 1,410,650.51 |
| 20 | 20 BNY MELLON | | | | 2,246,183.33 |
| 21 | 21 BRITTEN SCHOOL | | | | 55,118.28 |
| 22 | 22 BSN SPORTS | | | | 10,633.14 |
| 23 | 23 BUREAU OF EDUCATION & RESEARCH | | | | 6,991.00 |
| 24 | 24 CALL ONE | | | | 5,019.95 |
| 25 | 25 CAMP MANITOQUA | | | | 6,009.30 |
| 26 | 26 CAROLINA BIOLOGICAL SUPPLY COMPANY | | | | 39,490.17 |
| 27 | 27 CDW GOVERNMENT, INC | | | | 58,747.51 |
| 28 | 28 CEDAR VALLEY | | | | 4,350.00 |
| 29 | 29 CENTERPOINT ENERGY | | | | 48,239.60 |
| 30 | 30 CHADDOCK | | | | 25,612.00 |
| 31 | 31 CLIC | | | | 76,657.00 |
| 32 | 32 COMCAST | | | | 44,894.63 |
| 33 | 33 COMMERCIAL FOOD SYSTEMS | | | | 14,013.48 |
| 34 | 34 COMMUNICATIONS REVOLVING FUND | | | | 3,858.00 |
| 35 | 35 COMMUNITY PLAYTHINGS | | | | 4,179.00 |
| 36 | 36 CONSERV FS | | | | 4,331.14 |
| 37 | 37 CONSTELLATION | | | | 335,418.67 |
| 38 | 38 CUMBERLAND THERAPY SERVICES | | | | 37,560.18 |
| 39 | 39 DEARBORN NATIONAL | | | | 57,724.50 |
| 40 | 40 DEARBORN NATIONAL LIFE | | | | 6,233.74 |
| 41 | 41 DGV CEMENT CONTRACTORS, INC | | | | 9,900.00 |
| 42 | 42 DISCOUNT SCHOOL SUPPLY | | | | 3,109.93 |

| | A | B | C | D | E |
|----|-------------------------------------|------------|---|---|---|
| 43 | DULANY CONSULTING, INC. | 2,500.00 | | | |
| 44 | DURA WAX | 4,994.80 | | | |
| 45 | EASTER SEALS METRO CHGO | 74,056.69 | | | |
| 46 | EASY PERMIT POSTAGE | 3,915.00 | | | |
| 47 | EER FIRE EQUIPMENT CO | 4,226.85 | | | |
| 48 | ETERNALLY GREEN LAWN CARE | 2,598.00 | | | |
| 49 | EXPERT CHEMICAL | 15,397.51 | | | |
| 50 | FIREFLY COMPUTERS | 5,985.00 | | | |
| 51 | FIRST EAGLE BANK | 39,435.65 | | | |
| 52 | FOX RIVER FOODS | 61,267.88 | | | |
| 53 | FUN SERVICES | 3,550.00 | | | |
| 54 | GCA SERVICES GROUP | 739,431.00 | | | |
| 55 | GHA TECHNOLOGIES, INC. | 7,400.00 | | | |
| 56 | GIANT STEPS | 59,034.54 | | | |
| 57 | GOLDY LOCKS | 4,416.95 | | | |
| 58 | GRAINGER | 4,310.02 | | | |
| 59 | GW BERKHEIMER CO | 6,046.00 | | | |
| 60 | HALL PASS ID | 4,229.25 | | | |
| 61 | HAYES MECHANICAL | 11,029.50 | | | |
| 62 | HEART ZONES- THE FITNESS TECHNOLOGY | 4,769.00 | | | |
| 63 | HELSEL-JEPPERSON | 2,765.32 | | | |
| 64 | HOME DEPOT* | 6,183.06 | | | |
| 65 | HOUGHTON MIFFLIN COMPANY | 36,657.77 | | | |
| 66 | IDES | 43,094.50 | | | |
| 67 | IL ASSOC SCHOOL BOARDS | 8,578.90 | | | |
| 68 | IL MUNICIPAL RETIREMENT | 225,416.76 | | | |
| 69 | ILLINOIS ASBO | 2,647.16 | | | |
| 70 | ILLINOIS EDUC ASSOC | 68,019.00 | | | |
| 71 | ILLINOIS PUBLIC RISK FUND | 59,813.00 | | | |
| 72 | INGRAM LIBRARY SERVICES | 8,892.65 | | | |
| 73 | INTEGRATED SYSTEMS CORPORATION | 9,600.00 | | | |
| 74 | ISCORP | 9,600.00 | | | |
| 75 | KAGAN PUBLISHING | 31,977.34 | | | |
| 76 | KANSAS STATE BANK OF MANHATTAN | 79,393.63 | | | |
| 77 | KORELLIS SYSTEMS CONTROL | 9,293.31 | | | |
| 78 | KRYSTAL DAIRY | 22,630.58 | | | |
| 79 | LAKESHORE LEARNING MAT'L | 3,402.55 | | | |
| 80 | LANTER REFRIG DISTR CO | 3,247.95 | | | |
| 81 | LAUTERBACK & AMEN, LLP | 11,500.00 | | | |
| 82 | LEARNING A-Z | 2,952.41 | | | |
| 83 | LEARNING TECHNIQUES, LTD | 6,000.00 | | | |
| 84 | LEGAT ARCHITECTS | 6,300.00 | | | |

| | A | B | C | D | E |
|-----|-------------------------------------|--------------|---|---|---|
| 85 | LINCOLN-WAY AREA SP ED | 1,742,462.26 | | | |
| 86 | LINCOLN-WAY HS#210 | 15,181.53 | | | |
| 87 | LOGICALIS | 3,950.55 | | | |
| 88 | MAHONEY'S GRADUATION SERVICES | 3,823.95 | | | |
| 89 | MARTIN IMPLEMENT SALES | 9,622.54 | | | |
| 90 | MARTIN WHALEN OFFICE SOL | 39,598.41 | | | |
| 91 | MCGRAW-HILL SCHOOL ED | 36,430.68 | | | |
| 92 | METRO PROFESSIONAL PRODUC | 15,681.28 | | | |
| 93 | MIDLAND PAPER COMPANY | 13,205.50 | | | |
| 94 | MIDWEST TRANSIT EQUIPMENT | 6,489.90 | | | |
| 95 | MWM CONSULTING GROUP, INC | 3,500.00 | | | |
| 96 | OMNI THERAPEUTICS, INC | 24,719.00 | | | |
| 97 | ON THE BRIGHT SIDE PEDIATRIC THERAP | 8,648.75 | | | |
| 98 | OTIS ELEVATOR COMPANY | 3,816.96 | | | |
| 99 | PATRICIA ROBERTS | 90,055.00 | | | |
| 100 | PERFORMANCE SERVICES, INC | 3,183,698.75 | | | |
| 101 | PROFESSIONAL DECORATORS I | 3,575.00 | | | |
| 102 | REPUBLIC SERVICES #721 | 17,307.50 | | | |
| 103 | REVTRAK, INC | 16,999.81 | | | |
| 104 | RIVAL5 TECHNOLOGIES CORP | 36,750.83 | | | |
| 105 | ROBBINS, SCHWARTZ, LTD | 3,517.50 | | | |
| 106 | SCARIANO HIMES & PETRARCA | 6,269.25 | | | |
| 107 | SCHOLASTIC BOOK FAIR | 5,936.09 | | | |
| 108 | SCHOLASTIC INC | 10,407.09 | | | |
| 109 | SCHOOL DATE BOOKS, INC | 4,594.42 | | | |
| 110 | SCHOOL IN SITES | 3,600.00 | | | |
| 111 | SCHOOL NURSE SUPPLY | 3,049.72 | | | |
| 112 | SERVPRO OF ORLAND PARK | 4,864.29 | | | |
| 113 | SHERLOCK'S CARPET & TILE | 3,469.48 | | | |
| 114 | SHI | 23,985.60 | | | |
| 115 | SKYWARD ACCOUNTING DEPT | 34,352.50 | | | |
| 116 | SKYWARD INC ACCOUNTING DE | 35,807.75 | | | |
| 117 | SLOWIKOWKI ASSOCIATES | 6,500.00 | | | |
| 118 | SPECIALTY FINISHES | 10,500.00 | | | |
| 119 | SPEEDWAY | 44,174.61 | | | |
| 120 | ST. COLETTAS OF ILLINOIS | 44,090.80 | | | |
| 121 | SUCCESS BY DESIGN | 2,837.38 | | | |
| 122 | SUPPLY WORKS | 10,372.25 | | | |
| 123 | SUZANNE GILLUND | 2,800.00 | | | |
| 124 | SYSAID TECHNOLOGIES LTD | 7,510.00 | | | |
| 125 | TCHRSHEALTH INSSECFUND | 74,162.42 | | | |
| 126 | TEACHER DIRECT | 2,802.13 | | | |

| | A | B | C | D | E |
|-----|-------------------------------|------------|---|---|---|
| 127 | TEACHERS' RETIREMENT SYS | 167,621.09 | | | |
| 128 | TRANE | 9,889.90 | | | |
| 129 | TRI-DIM FILTER CORPORTION | 2,937.48 | | | |
| 130 | TYCO INTEGRATED SECURITY | 4,299.82 | | | |
| 131 | UNIQUE PRODUCTS | 3,972.80 | | | |
| 132 | US BANCORP GOVT LEASING & | 110,000.00 | | | |
| 133 | VAN GOGH SCHOOL PHOTOGRAPHERS | 16,981.08 | | | |
| 134 | VERIZON WIRELESS | 14,823.37 | | | |
| 135 | VILLAGE OF MOKENA | 33,014.21 | | | |
| 136 | VISION SERVICE PLAN (IL) | 3,197.18 | | | |
| 137 | WAREHOUSE DIRECT | 10,186.44 | | | |
| 138 | WON-DOOR CORPORATION | 7,658.28 | | | |

| | A | B | C | D | E |
|----|--|------------------|---|------------------------------|------------------|
| 1 | Payments over \$2,500, excluding wages and salaries. | | | | |
| 2 | <i>This listing must be published in the local newspaper, sent to ISBE, and retained within your district/joint agreement administrative office for public inspection</i> | | | | |
| 3 | | | | | |
| 4 | | | | | |
| 5 | Mokena School District 159 | | | | |
| 6 | 56-099-1590-02 | | | | |
| 7 | Person, Firm, or Corporation | Aggregate Amount | | Person, Firm, or Corporation | Aggregate Amount |
| 8 | A BEEP, INC | 2,540.00 | | | |
| 9 | AFFILIATED CUSTOMER SERVICE INC | 7,053.15 | | | |
| 10 | AMAZON | 11,862.81 | | | |
| 11 | AMPLIFIED IT | 3,250.00 | | | |
| 12 | APPLE, INC. | 11,120.00 | | | |
| 13 | ARTHUR J GALLAGHER, RMS | 5,466.00 | | | |
| 14 | ASBESTOS PROJECT MGNT | 26,550.00 | | | |
| 15 | AT&T | 6,775.22 | | | |
| 16 | AUTISM HOME SUPPORT SERV | 32,150.00 | | | |
| 17 | BANK OF MONTREAL | 126,916.92 | | | |
| 18 | BERKOTS SUPER FOODS | 2,662.39 | | | |
| 19 | BLUE CROSS BLUE SHIELD IL | 1,410,650.51 | | | |
| 20 | BNY MELLON | 2,246,183.33 | | | |
| 21 | BRITTEN SCHOOL | 55,118.28 | | | |
| 22 | BSN SPORTS | 10,633.14 | | | |
| 23 | BUREAU OF EDUCATION & RESEARCH | 6,991.00 | | | |
| 24 | CALL ONE | 5,019.95 | | | |
| 25 | CAMP MANITOQUA | 6,009.30 | | | |
| 26 | CAROLINA BIOLOGICAL SUPPLY COMPANY | 39,490.17 | | | |
| 27 | CDW GOVERNMENT, INC | 58,747.51 | | | |
| 28 | CEDAR VALLEY | 4,350.00 | | | |
| 29 | CENTERPOINT ENERGY | 48,239.60 | | | |
| 30 | CHADDOCK | 25,612.00 | | | |
| 31 | CLIC | 76,657.00 | | | |
| 32 | COMCAST | 44,894.63 | | | |
| 33 | COMMERCIAL FOOD SYSTEMS | 14,013.48 | | | |
| 34 | COMMUNICATIONS REVOLVING FUND | 3,858.00 | | | |
| 35 | COMMUNITY PLAYTHINGS | 4,179.00 | | | |
| 36 | CONSERV FS | 4,331.14 | | | |
| 37 | CONSTELLATION | 335,418.67 | | | |
| 38 | CUMBERLAND THERAPY SERVICES | 37,560.18 | | | |
| 39 | DEARBORN NATIONAL | 57,724.50 | | | |
| 40 | DEARBORN NATIONAL LIFE | 6,233.74 | | | |
| 41 | DGV CEMENT CONTRACTORS, INC | 9,900.00 | | | |
| 42 | DISCOUNT SCHOOL SUPPLY | 3,109.93 | | | |

| | A | B | C | D | E |
|----|-------------------------------------|------------|---|---|---|
| 43 | DULANY CONSULTING, INC. | 2,500.00 | | | |
| 44 | DURA WAX | 4,994.80 | | | |
| 45 | EASTER SEALS METRO CHGO | 74,056.69 | | | |
| 46 | EASY PERMIT POSTAGE | 3,915.00 | | | |
| 47 | EFR FIRE EQUIPMENT CO | 4,226.85 | | | |
| 48 | ETERNALLY GREEN LAWN CARE | 2,598.00 | | | |
| 49 | EXPERT CHEMICAL | 15,397.51 | | | |
| 50 | FIREFLY COMPUTERS | 5,985.00 | | | |
| 51 | FIRST EAGLE BANK | 39,435.65 | | | |
| 52 | FOX RIVER FOODS | 61,267.88 | | | |
| 53 | FUN SERVICES | 3,550.00 | | | |
| 54 | GCA SERVICES GROUP | 739,431.00 | | | |
| 55 | GHA TECHNOLOGIES, INC. | 7,400.00 | | | |
| 56 | GIANT STEPS | 59,034.54 | | | |
| 57 | GOLDY LOCKS | 4,416.95 | | | |
| 58 | GRAINGER | 4,310.02 | | | |
| 59 | GW BERKHEIMER CO | 6,046.00 | | | |
| 60 | HALL PASS ID | 4,229.25 | | | |
| 61 | HAYES MECHANICAL | 11,029.50 | | | |
| 62 | HEART ZONES- THE FITNESS TECHNOLOGY | 4,769.00 | | | |
| 63 | HELSEL-JEPPERSON | 2,765.32 | | | |
| 64 | HOME DEPOT* | 6,183.06 | | | |
| 65 | HOUGHTON MIFFLIN COMPANY | 36,657.77 | | | |
| 66 | IDES | 43,094.50 | | | |
| 67 | IL ASSOC SCHOOL BOARDS | 8,578.90 | | | |
| 68 | IL MUNICIPAL RETIREMENT | 225,416.76 | | | |
| 69 | ILLINOIS ASBO | 2,647.16 | | | |
| 70 | ILLINOIS EDUC ASSOC | 68,019.00 | | | |
| 71 | ILLINOIS PUBLIC RISK FUND | 59,813.00 | | | |
| 72 | INGRAM LIBRARY SERVICES | 8,892.65 | | | |
| 73 | INTEGRATED SYSTEMS CORPORATION | 9,600.00 | | | |
| 74 | ISCORP | 9,600.00 | | | |
| 75 | KAGAN PUBLISHING | 31,977.34 | | | |
| 76 | KANSAS STATE BANK OF MANHATTAN | 79,393.63 | | | |
| 77 | KORELLIS SYSTEMS CONTROL | 9,293.31 | | | |
| 78 | KRYSTAL DAIRY | 22,630.58 | | | |
| 79 | LAKESHORE LEARNING MAT'L | 3,402.55 | | | |
| 80 | LANTER REFRIG DISTR CO | 3,247.95 | | | |
| 81 | LAUTERBACK & AMEN, LLP | 11,500.00 | | | |
| 82 | LEARNING A-Z | 2,952.41 | | | |
| 83 | LEARNING TECHNIQUES, LTD | 6,000.00 | | | |
| 84 | LEGAT ARCHITECTS | 6,300.00 | | | |

| | A | B | C | D | E |
|-----|-------------------------------------|--------------|---|---|---|
| 85 | LINCOLN-WAY AREA SP ED | 1,742,462.26 | | | |
| 86 | LINCOLN-WAY HS#210 | 15,181.53 | | | |
| 87 | LOGICALIS | 3,950.55 | | | |
| 88 | MAHONEY'S GRADUATION SERVICES | 3,823.95 | | | |
| 89 | MARTIN IMPLEMENT SALES | 9,622.54 | | | |
| 90 | MARTIN WHALEN OFFICE SOL | 39,598.41 | | | |
| 91 | MCGRAW-HILL SCHOOL ED | 36,430.68 | | | |
| 92 | METRO PROFESSIONAL PRODUC | 15,681.28 | | | |
| 93 | MIDLAND PAPER COMPANY | 13,205.50 | | | |
| 94 | MIDWEST TRANSIT EQUIPMENT | 6,489.90 | | | |
| 95 | MWM CONSULTING GROUP, INC | 3,500.00 | | | |
| 96 | OMNI THERAPEUTICS, INC | 24,719.00 | | | |
| 97 | ON THE BRIGHT SIDE PEDIATRIC THERAP | 8,648.75 | | | |
| 98 | OTIS ELEVATOR COMPANY | 3,816.96 | | | |
| 99 | PATRICIA ROBERTS | 90,055.00 | | | |
| 100 | PERFORMANCE SERVICES, INC | 3,183,698.75 | | | |
| 101 | PROFESSIONAL DECORATORS I | 3,575.00 | | | |
| 102 | REPUBLIC SERVICES #721 | 17,307.50 | | | |
| 103 | REVTRAK, INC | 16,999.81 | | | |
| 104 | RIVAL5 TECHNOLOGIES CORP | 36,750.83 | | | |
| 105 | ROBBINS, SCHWARTZ, LTD | 3,517.50 | | | |
| 106 | SCARIANO HIMES & PETRARCA | 6,269.25 | | | |
| 107 | SCHOLASTIC BOOK FAIR | 5,936.09 | | | |
| 108 | SCHOLASTIC INC | 10,407.09 | | | |
| 109 | SCHOOL DATE BOOKS, INC | 4,594.42 | | | |
| 110 | SCHOOL IN SITES | 3,600.00 | | | |
| 111 | SCHOOL NURSE SUPPLY | 3,049.72 | | | |
| 112 | SERVPRO OF ORLAND PARK | 4,864.29 | | | |
| 113 | SHERLOCK'S CARPET & TILE | 3,469.48 | | | |
| 114 | SHI | 23,985.60 | | | |
| 115 | SKYWARD ACCOUNTING DEPT | 34,352.50 | | | |
| 116 | SKYWARD INC ACCOUNTING DE | 35,807.75 | | | |
| 117 | SLOWIKOWKI ASSOCIATES | 6,500.00 | | | |
| 118 | SPECIALTY FINISHES | 10,500.00 | | | |
| 119 | SPEEDWAY | 44,174.61 | | | |
| 120 | ST. COLETTAS OF ILLINOIS | 44,090.80 | | | |
| 121 | SUCCESS BY DESIGN | 2,837.38 | | | |
| 122 | SUPPLY WORKS | 10,372.25 | | | |
| 123 | SUZANNE GILLUND | 2,800.00 | | | |
| 124 | SYSAID TECHNOLOGIES LTD | 7,510.00 | | | |
| 125 | TCHRSHEALTH INSSECFUND | 74,162.42 | | | |
| 126 | TEACHER DIRECT | 2,802.13 | | | |

| | A | B | C | D | E |
|-----|-------------------------------|------------|---|---|---|
| 127 | TEACHERS' RETIREMENT SYS | 167,621.09 | | | |
| 128 | TRANE | 9,889.90 | | | |
| 129 | TRI-DIM FILTER CORPORATION | 2,937.48 | | | |
| 130 | TYCO INTEGRATED SECURITY | 4,299.82 | | | |
| 131 | UNIQUE PRODUCTS | 3,972.80 | | | |
| 132 | US BANCORP GOVT LEASING & | 110,000.00 | | | |
| 133 | VAN GOGH SCHOOL PHOTOGRAPHERS | 16,981.08 | | | |
| 134 | VERIZON WIRELESS | 14,823.37 | | | |
| 135 | VILLAGE OF MOKENA | 33,014.21 | | | |
| 136 | VISION SERVICE PLAN (IL) | 3,197.18 | | | |
| 137 | WAREHOUSE DIRECT | 10,186.44 | | | |
| 138 | WON-DOOR CORPORATION | 7,658.28 | | | |


| A | B | C | D | E | F |
|----|--|-------------------------|---|-------------------------------------|-------------------------|
| | PAYMENTS TO PERSON, FIRM, OR CORPORATION OF \$1,000 TO \$2,500 | | | | |
| | <i>This listing must be sent to ISBE, and retained within your district/jointagreement administrative office for public inspection.</i> | | | | |
| | Mokena School District 159 | | | | |
| | 56-099-1590-02 | | | | |
| | Payments of \$1,000 to \$2,500, excluding wages and salaries | | | | |
| 11 | <u>Person, Firm, or Corporation</u> | <u>Aggregate Amount</u> | | <u>Person, Firm, or Corporation</u> | <u>Aggregate Amount</u> |
| 12 | ASCD | 1,926.00 | | | |
| 13 | AWARD EMBLEM | 1,760.30 | | | |
| 14 | BEHAVIOR DEVELOPMENT | 1,065.45 | | | |
| 15 | BROOK ELECTRICAL SUPPLY | 1,648.60 | | | |
| 16 | CED | 1,996.16 | | | |
| 17 | CORWIN LEARNING | 2,115.00 | | | |
| 18 | CROSSMARK PRINTING, INC | 1,712.75 | | | |
| 19 | CUSTOM EDUCATION SOLUTIONS | 1,094.56 | | | |
| 20 | CYBOR FIRE PROTECTION | 1,130.00 | | | |
| 21 | DAVID ANTHONY JEWELRY | 1,140.00 | | | |
| 22 | DEBBIE SPENCER | 1,500.00 | | | |
| 23 | DIANE DENOVELLIS | 1,500.00 | | | |
| 24 | DONNA WILSON | 1,500.00 | | | |
| 25 | DULANY CONSULTING, INC. | 2,500.00 | | | |
| 26 | DYNAVOK | 1,791.00 | | | |
| 27 | ESGI | 1,790.00 | | | |
| 28 | FOLLETT SCHOOL SOLUTIONS | 2,100.00 | | | |
| 29 | FOREST ALARM SERVICE, IN | 1,670.00 | | | |
| 30 | FRANCIS O'DONOGHUE | 2,004.00 | | | |
| 31 | FRANK COONEY COMPANY | 2,482.00 | | | |
| 32 | FRANKFORT SCHOOL DISTRICT 157C | 1,120.00 | | | |
| 33 | FUTURE ENVIRONMENTAL INC | 1,380.00 | | | |
| 34 | GAGGLE.NET, INC. | 1,130.00 | | | |
| 35 | GOPHER | 1,502.74 | | | |
| 36 | GORDON FOOD SERVICE, INC | 1,067.05 | | | |
| 37 | HINCKLEY SPRINGS | 1,273.98 | | | |
| 38 | IASA | 1,911.53 | | | |
| 39 | IESA | 1,983.90 | | | |
| 40 | ILASCD CONFERENCE ON LEARNING | 1,453.00 | | | |
| 41 | ILLINOIS PRINCIPALS ASSOC | 1,903.30 | | | |
| 42 | INTERSTATE BATTERIES | 2,397.23 | | | |

| A | B | C | D | E | F |
|----|------------------------------|----------|---|---|---|
| 43 | IXL SOFTWARE | 1,440.00 | | | |
| 44 | JOHNSTONE SUPPLY | 1,978.51 | | | |
| 45 | JOSTENS, INC | 1,375.10 | | | |
| 46 | JOYCE SISKI | 1,125.00 | | | |
| 47 | JUDITH KUYPERS | 1,612.50 | | | |
| 48 | KAREN POLLAK | 1,500.00 | | | |
| 49 | KONE, INC | 2,312.64 | | | |
| 50 | LAWRENCE ROOP | 1,612.50 | | | |
| 51 | LYRICS2LEARN | 1,000.00 | | | |
| 52 | MEDWORKS OF NEW LENOX | 1,167.00 | | | |
| 53 | NASCO | 2,030.20 | | | |
| 54 | NUTRISLICE | 1,600.00 | | | |
| 55 | PALOS SPORTS, INC | 2,310.10 | | | |
| 56 | PEARSON LEARNING | 1,418.75 | | | |
| 57 | PERMA-BOUND | 2,234.87 | | | |
| 58 | PHILADELPHIA SECURITY PRO | 1,441.00 | | | |
| 59 | PITNEY BOWES INC | 1,768.04 | | | |
| 60 | PRECISION CONTROL SYSTEMS | 1,466.20 | | | |
| 61 | PROFESSIONAL DEVALLIANCE | 2,214.20 | | | |
| 62 | QUAVERMUSIC.COM | 1,560.00 | | | |
| 63 | QUILL CORPORATION | 1,029.30 | | | |
| 64 | RICK BETANCOURT | 1,500.00 | | | |
| 65 | RIVERSIDE MEDICAL CENTER | 1,150.00 | | | |
| 66 | ROBERT CROWN HEALTH ED | 1,600.00 | | | |
| 67 | SCHOOL SPECIALTY INC | 1,126.05 | | | |
| 68 | SHIFFLER | 1,145.42 | | | |
| 69 | SOUTH SIDE CONTROL SUPPLY | 2,141.35 | | | |
| 70 | SYNERGY PEST CONTROL | 1,368.00 | | | |
| 71 | TEACH TOWN | 1,796.00 | | | |
| 72 | TEACHERS' CURRICULUM INST | 1,071.00 | | | |
| 73 | TEKK INTERNATIONAL | 1,288.52 | | | |
| 74 | THE ALLEY/THUNDERBOWL | 1,260.00 | | | |
| 75 | THE CENTER | 1,040.00 | | | |
| 76 | U.S. GAMES | 1,347.00 | | | |
| 77 | VICTORIA MILLER | 1,500.00 | | | |
| 78 | VOYAGER SOPRIS | 1,923.85 | | | |
| 79 | WEST SIDE MUSIC CENTER, INC. | 1,650.00 | | | |
| 80 | WILL CTY REGL OFC OF ED | 1,127.00 | | | |

| | A | B | C | D | E | F |
|----|---|------------------------|----------|---|---|---|
| 81 | | WILLIAM H SADLER, INC | 1,871.50 | | | |
| 82 | | WILLIAM V MACGILL & CO | 1,054.39 | | | |
| 83 | | WORXTIME | 1,200.00 | | | |

| A | B | C | D | E |
|----|--|-------------------------|-------------------------------------|-------------------------|
| 1 | PAYMENTS TO PERSON, FIRM, OR CORPORATION OF \$500 TO \$999 | | | |
| 2 | <i>This listing must be retained within your district/joint agreement administrative office for public inspection.</i> | | | |
| 3 | Mokena School District 159 | | | |
| 4 | 56-099-1590-02 | | | |
| 5 | Payments of \$500 to \$999, excluding wages and salaries. | | | |
| 6 | | <u>Aggregate Amount</u> | <u>Person, Firm, or Corporation</u> | <u>Aggregate Amount</u> |
| 7 | | 877.36 | | |
| 8 | 22ND CENTURY MEDIA | | | |
| 9 | 3SCREENS.COM | 750.00 | | |
| 10 | AASPA | 595.00 | | |
| 11 | AJS PUBLICATIONS INC | 540.00 | | |
| 12 | AREA LANDSCAPE SUPPLY | 521.00 | | |
| 13 | BATTERIES PLUS | 675.59 | | |
| 14 | BENCHMARK EDUCATION | 895.00 | | |
| 15 | BRIAN SKIBINSKI | 500.00 | | |
| 16 | CLARENCE M HAMBRICK | 615.00 | | |
| 17 | CLASSROOM DIRECT/SCHOOL S | 533.05 | | |
| 18 | DEBBIE SULLIVAN | 540.00 | | |
| 19 | DEMCO, INC | 615.68 | | |
| 20 | DOMINO'S | 705.91 | | |
| 21 | DREISILKER ELECTRIC MOTOR | 611.61 | | |
| 22 | EDDIES MECHANICAL | 769.00 | | |
| 23 | EGGCETERA CAFE | 919.38 | | |
| 24 | ENGLISH GARDEN | 635.43 | | |
| 25 | EVENTBRITE ILLINOIS SKYCON | 650.00 | | |
| 26 | EVON'S TROPHIES & AWARDS | 879.95 | | |
| 27 | FLEXIBLE BENEFIT SERVICE CORP | 740.00 | | |
| 28 | HOLIDAY INN | 639.16 | | |
| 29 | HP PRODUCTS | 534.39 | | |
| 30 | IAHPERD | 760.00 | | |
| 31 | J.J KELLER & ASSOCIATES, INC | 602.59 | | |
| 32 | JIMMY JOHN'S | 692.77 | | |
| 33 | JOE E MARSHALL | 712.50 | | |
| 34 | LINCOLN WAY GLASS | 583.49 | | |
| 35 | LOCALGOVNEWSORG | 840.00 | | |

| A | B | C | D | E |
|----|--------------------------|--------|---|---|
| 40 | MEATHEADS | 606.00 | | |
| 41 | MOKENA AUTO PARTS | 650.44 | | |
| 42 | NICK CLADIS | 787.50 | | |
| 43 | NIIPC | 600.00 | | |
| 44 | NOBELUS | 697.01 | | |
| 45 | PUBLIC SAFETY CZAR | 894.00 | | |
| 46 | REALLY GOOD STUFF | 655.32 | | |
| 47 | REGIONAL TRUCK EQUIPMENT | 801.20 | | |
| 48 | RESERVE ACCOUNT | 700.00 | | |
| 49 | ROBERT KELLOGG | 637.50 | | |
| 50 | SMILEMAKERS | 795.82 | | |
| 51 | SR PRODUCTS | 733.86 | | |
| 52 | STAN KARTHAN | 690.00 | | |
| 53 | TEACHING STRATEGIES INC | 662.18 | | |
| 54 | TIME FOR KIDS | 763.20 | | |
| 55 | TIRE TRACKS-FRANKFORT | 968.31 | | |
| 56 | TRANSPORT TOWING, INC | 894.00 | | |
| 57 | VERIZON WIRELESS - IPAD | 641.49 | | |
| 58 | WALMART | 605.56 | | |
| 59 | WHITMORE ACE HARDWARE | 745.78 | | |
| 60 | WILL COUNTY HEALTH DEPT | 825.00 | | |
| 61 | WINDY CITY POPCORN | 502.50 | | |

| A | | B |
|----|--|---|
| 1 | REPORT ON CONTRACTS EXCEEDING \$25,000 AWARDED DURING FY2017 | |
| 2 | | |
| 3 | | |
| 4 | In conformity with sub-section (c) of Section 10-20.44 of the School Code [105 ILCS 5/10-20.44], the following information is required to be submitted in conjunction with submission of the Annual Statement of Affairs [105 ILCS 5/10-17]. | |
| 5 | | |
| 6 | INSTRUCTIONS: (See the attached document (pdf) for additional guidance and definitions.) | |
| 7 |  M: \ASA2011\ Guidance REGARDIN | |
| 8 | ITEM 1. – Count only contracts where the consideration exceeds \$25,000 over the life of the contract and that were awarded during FY2017 and record the number below in the space provided. Do not include: (1) multi-year contracts awarded prior to FY2017; (2) collective bargaining agreements with district employee groups; and (3) personal services contracts with individual district employees. | |
| 9 | | |
| 10 | ITEM 2. – Aggregate the value of consideration of all contracts included in item 1 and record the dollar amount below in the space provided. | |
| 11 | | |
| 12 | ITEM 3. - Count only contracts where the consideration exceeds \$25,000 over the life of the contract that were awarded during FY2017 to minority, female, disabled or local contractors and record the number below in the space provided. Do not include: (1) multi-year contracts awarded prior to FY2017; (2) collective bargaining agreements with district employee groups; and (3) personal services contracts with individual district employees. | |
| 13 | | |
| 14 | ITEM 4. – Aggregate the value of consideration of all contracts included in item 3 and record the dollar amount below in the space provided. | |
| 15 | | |
| 16 | 1. Total number of all contracts awarded by the school district: | |
| 17 | 42 | |
| 18 | 2. Total value of all contracts awarded: | |
| 19 | 13,194,991 | |
| 20 | 3. Total number of contracts awarded to minority owned businesses, female owned businesses, businesses owned by persons with disabilities, and locally owned businesses: | |
| 21 | (Enter Number Here) | |
| 22 | 4. Total value of contracts awarded to minority owned businesses, female owned businesses, businesses owned by person with disabilities, and locally owned businesses: | |
| 23 | (Enter \$ Amount Here) | |



MOKENA PUBLIC SCHOOLS DISTRICT 159

INFORMATION REPORT

TO: Dr. Omar Castillo, Superintendent
Members of the Board of Education

FROM: Dr. Teri Shaw
Chief School Business Official

RE: **2017 Tentative Tax Levy**

DATE: November 15, 2017

The Real Estate Tax Levy is a means by which local government agencies such as school districts acquire funds for its operation. Maximum legal fund rate caps and the Property Tax Extension Limitation Law (PTELL) control the tax rates. The PTELL law limits the levy increase to the Consumer Price Index (CPI-U) or 5percent whichever is less. The consumer price index used for 2017 is 2.1% as compared to last year's of 0.7%.

At this board meeting, the Board will be considering approving the 2017 tentative tax levy. The 2017 tentative tax levy of \$16,741,562 represents a 4.89% increase over last year's levy extension. As a result of the District being subject to the Property Tax Extension Limit Law (PTELL), **we will not receive 4.89%**. The actual amount received will **be approximately 2.1%** plus an additional amount for new property. The reason we request more, called a balloon levy, is to ensure that the District captures all of the new property taxes, which for now is based on estimates.

Mokena School District 159 prior balloon levy percentages:

| | |
|------|-------|
| 2005 | 16.1% |
| 2006 | 24.6% |
| 2007 | 27.6% |
| 2008 | 15.4% |
| 2009 | 5.1% |



MOKENA PUBLIC SCHOOLS DISTRICT 159

INFORMATION REPORT

| | |
|------|-------|
| 2010 | 20.2% |
| 2011 | 4.42% |
| 2012 | 4.98% |
| 2013 | 4.99% |
| 2014 | 4.98% |
| 2015 | 4.99% |
| 2016 | 5.00% |
| 2017 | 4.89% |

Truth In Taxation

In accordance with the Truth in Taxation law – A school district proposing to increase its aggregate levy more than 105% of its prior year’s extension must publish notice prior to such a hearing as required by law. Mokena School District 159 is not proposing to increase its aggregate levy by more than 105% of prior year’s extension.

With CPI at 2.1% combined with the ballooning of the levy to cover the estimate on new construction, the District’s aggregate levy will be less than 105% of prior year’s extension. Although the actual extension is short of the 105%, Administration feels it is still appropriate to conduct a hearing to discuss the levy.

In addition, in an effort to avoid the confusion that is often generated with the required levy publication, Administration is holding the hearing but **not** issuing the levy publication that would only be required under Truth in Taxation (If the District’s aggregate levy exceeds 105% of prior year’s extension).



MOKENA PUBLIC SCHOOLS DISTRICT 159

INFORMATION REPORT

The 2017 Tax Levy Summary as well as the timeline of the levy process is as follows:

- Wednesday, November 15, 2017: Tentative Tax Levy Presentation
- Wednesday, December 20, 2017: Truth in Taxation Hearing
- Wednesday, December 20, 2017: Board approval of 2017 Tax Levy
- Friday, December 22, 2017: Submit 2017 Tax Levy to Will County Clerk, although the tax levy is due to the County Clerk's Office no later than the last Tuesday in December

Tax Levy Summary

The corporate and special purpose property taxes extended or abated for 2016 were \$13,908,865.77. The proposed corporate and special purpose property taxes to be levied for 2017 are \$14,588,612.00. This represents a 4.89% increase over the previous year.

The property taxes extended for debt service and public building commission leases for 2016 were \$2,250,598.66. The estimated property taxes to be levied for debt service and public building commission leases for 2017 are \$2,152,950. This represents a -4.34% decrease over the previous year.

The total property taxes extended or abated for 2016 were \$16,159,464.43. The estimated total property taxes to be levied for 2017 are \$16,741,562.00. This represents a 3.60% increase over the previous year.

Mokena School District 159

Truth in Taxation Notice of Proposed Levy

Notice of Proposed Property Tax Increase For Mokena School District 159

- I. A public hearing to approve a proposed property tax levy increase for Mokena School District 159 for 2017 will be held on Wednesday, December 20, 2017 at 7:00 PM at Mokena Elementary School 11244 Willowcrest Lane, Mokena, Illinois. Any person desiring to appear at the public hearing and present testimony to the taxing district may contact Dr. Teri Shaw, Chief School Business Official, 11244 Willowcrest Lane, Mokena, Illinois, at (708) 342-4900.
- II. The corporate and special purpose property taxes extended or abated for 2016 were \$13,908,865.77. The proposed corporate and special purpose property taxes to be levied for 2017 are \$14,588,612.00. This represents a 4.89% increase over the previous year.
- III. The property taxes extended for debt service and public building commission leases for 2016 were \$2,250,598.66 The estimated property taxes to be levied for debt service and public building commission leases for 2017 are \$2,152,950. This represents a -4.34% decrease over the previous year.
- IV. The total property taxes extended or abated for 2016 were \$16,159,464.43. The estimated total property taxes to be levied for 2017 are \$16,741,562.00. This represents a 3.60% increase over the previous year.

| FDTLOC | FUNC | OBJ | SJ | SOURCE | FD | 2017-18 | | |
|--------|------|------|----|--------|-------------------------------|----------------|---------------|--------|
| | | | | | | Revised Budget | FYTD Activity | FYTD % |
| 10R | ---- | ---- | | | EDUCATION FUND | 14,665,623.00 | 6,942,592.26 | 47.34 |
| 20R | ---- | ---- | | | OPERATIONS & MAINTENANCE FUND | 1,902,302.00 | 758,292.44 | 39.86 |
| 30R | ---- | ---- | | | BOND & INTEREST FUND | 2,253,599.00 | 1,068,452.19 | 47.41 |
| 40R | ---- | ---- | | | TRANSPORTATION FUND | 853,152.00 | 468,065.32 | 54.86 |
| 50R | ---- | ---- | | | IMRF/SOCIAL SECURITY FUND | 289,554.00 | 131,351.48 | 45.36 |
| 60R | ---- | ---- | | | SITE AND CONSTRUCTION/CAPITAL | 0.00 | 729.26 | 0.00 |
| 61R | ---- | ---- | | | NEW CONSTURCTION FUND | 0.00 | 0.00 | 0.00 |
| 70R | ---- | ---- | | | WORKING CASH FUND | 74,046.00 | 37,028.72 | 50.01 |
| 80R | ---- | ---- | | | TORT FUND | 133,580.00 | 63,269.67 | 47.36 |
| 90R | ---- | ---- | | | LIFE SAFETY FUND | 0.00 | 0.00 | 0.00 |
| --R | ---- | ---- | | | Revenue | 20,171,856.00 | 9,469,781.34 | 46.95 |

| FDTLOC | FUNC | OBJ | SJ | SOURCE | FD | 2017-18 | | |
|--------|------|------|----|--------|-------------------------------|----------------|---------------|--------|
| | | | | | | Revised Budget | FYTD Activity | FYTD % |
| 10E | ---- | ---- | | | EDUCATION FUND | 14,410,352.00 | 4,688,315.53 | 32.53 |
| 20E | ---- | ---- | | | OPERATIONS & MAINTENANCE FUND | 1,915,883.00 | 727,683.75 | 37.98 |
| 30E | ---- | ---- | | | BOND & INTEREST FUND | 2,264,587.00 | 7,193.50 | 0.32 |
| 40E | ---- | ---- | | | TRANSPORTATION FUND | 881,375.00 | 286,766.18 | 32.54 |
| 50E | ---- | ---- | | | IMRF/SOCIAL SECURITY FUND | 482,166.00 | 124,378.40 | 25.80 |
| 60E | ---- | ---- | | | SITE AND CONSTRUCTION/CAPITAL | 0.00 | 0.00 | 0.00 |
| 61E | ---- | ---- | | | NEW CONSTURCTION FUND | 0.00 | 0.00 | 0.00 |
| 70E | ---- | ---- | | | WORKING CASH FUND | 0.00 | 0.00 | 0.00 |
| 80E | ---- | ---- | | | TORT FUND | 175,000.00 | 123,718.00 | 70.70 |
| 90E | ---- | ---- | | | LIFE SAFETY FUND | 0.00 | 0.00 | 0.00 |
| --E | ---- | ---- | | | Expense | 20,129,363.00 | 5,958,055.36 | 29.60 |

| FDTLOC | FUNC | OBJ | SJ | SOURCE | FD | 2017-18 Revised Budget | 2017-18 FYTD Activity | 2017-18 FYTD % |
|----------------------|------|-----|----|--------|----|---------------------------|--------------------------|-------------------|
| Grand Revenue Totals | | | | | | 20,171,856.00 | 9,469,781.34 | 46.95 |
| Grand Expense Totals | | | | | | 20,129,363.00 | 5,958,055.36 | 29.60 |
| Grand Totals | | | | | | 42,493.00 | 3,511,725.98 | 8,264.25 |
| | | | | | | Profit | Profit | |

Number of Accounts: 820

***** End of report *****

| Account Level | | | 2017-18 | 2017-18 | October 2017-18 | 2017-18 | 2017-18 | 2017-18 |
|---------------|------|------|-----------------------------|-----------------|-----------------|------------------|---------------|--------------------------|
| FDTLOC | FUNC | OBJ | Description | Original Budget | Revised Budget | Monthly Activity | FYTD Activity | FYTD % Budget Dollars No |
| R | | | Revenue | | | | | |
| 10 | | | EDUCATION FUND | | | | | |
| 10R043 | 1110 | 0000 | ED FUND LEVY PR YR FALL | 5,533,249.00 | 5,533,249.00 | 1,397,717.66 | 5,423,172.90 | 98.01 110,076.10 |
| 10R044 | 1110 | 0000 | ED FUND LEVY CURR YR SPRING | 5,941,759.00 | 5,941,759.00 | 0.00 | 0.00 | 0.00 5,941,759.00 |
| 10R | 1110 | ---- | | 11,475,008.00 | 11,475,008.00 | 1,397,717.66 | 5,423,172.90 | 47.26 6,051,835.10 |
| 10R | 111- | ---- | | 11,475,008.00 | 11,475,008.00 | 1,397,717.66 | 5,423,172.90 | 47.26 6,051,835.10 |
| 10R043 | 1140 | 0000 | SP ED LEVY PR YR FALL | 222,387.00 | 222,387.00 | 56,175.76 | 217,963.09 | 98.01 4,423.91 |
| 10R044 | 1140 | 0000 | SP ED LEVY CURR YR SPRING | 238,806.00 | 238,806.00 | 0.00 | 0.00 | 0.00 238,806.00 |
| 10R | 1140 | ---- | | 461,193.00 | 461,193.00 | 56,175.76 | 217,963.09 | 47.26 243,229.91 |
| 10R | 114- | ---- | | 461,193.00 | 461,193.00 | 56,175.76 | 217,963.09 | 47.26 243,229.91 |
| 10R | 11-- | ---- | | 11,936,201.00 | 11,936,201.00 | 1,453,893.42 | 5,641,135.99 | 47.26 6,295,065.01 |
| 10R030 | 1230 | 0000 | CORP PERSONAL PROP TAX | 55,000.00 | 55,000.00 | 7,559.04 | 19,142.24 | 34.80 35,857.76 |
| 10R | 1230 | ---- | | 55,000.00 | 55,000.00 | 7,559.04 | 19,142.24 | 34.80 35,857.76 |
| 10R | 123- | ---- | | 55,000.00 | 55,000.00 | 7,559.04 | 19,142.24 | 34.80 35,857.76 |
| 10R | 12-- | ---- | | 55,000.00 | 55,000.00 | 7,559.04 | 19,142.24 | 34.80 35,857.76 |
| 10R030 | 1510 | 0000 | ED FUND INTEREST EARNED | 26,000.00 | 26,000.00 | 3,850.91 | 13,770.93 | 52.97 12,229.07 |
| 10R | 1510 | ---- | | 26,000.00 | 26,000.00 | 3,850.91 | 13,770.93 | 52.97 12,229.07 |
| 10R | 151- | ---- | | 26,000.00 | 26,000.00 | 3,850.91 | 13,770.93 | 52.97 12,229.07 |
| 10R | 15-- | ---- | | 26,000.00 | 26,000.00 | 3,850.91 | 13,770.93 | 52.97 12,229.07 |
| 10R033 | 1611 | 0000 | FOOD SALES TO PUPILS | 185,000.00 | 185,000.00 | 24,829.46 | 62,376.13 | 33.72 122,623.87 |
| 10R | 1611 | ---- | | 185,000.00 | 185,000.00 | 24,829.46 | 62,376.13 | 33.72 122,623.87 |
| 10R | 161- | ---- | | 185,000.00 | 185,000.00 | 24,829.46 | 62,376.13 | 33.72 122,623.87 |
| 10R033 | 1620 | 0000 | FOOD SALES TO ADULTS | 3,000.00 | 3,000.00 | 458.81 | 759.05 | 25.30 2,240.95 |
| 10R | 1620 | ---- | | 3,000.00 | 3,000.00 | 458.81 | 759.05 | 25.30 2,240.95 |

123

| Account Level | | | 2017-18 | 2017-18 | October 2017-18 | 2017-18 | 2017-18 | 2017-18 |
|---------------|------|------|---------------------------------|-----------------|-----------------|------------------|---------------|--------------------------|
| FDTLOC | FUNC | OBJ | Description | Original Budget | Revised Budget | Monthly Activity | FYTD Activity | FYTD % Budget Dollars No |
| R | | | Revenue | | | | | |
| 10 | | | EDUCATION FUND | | | | | |
| 10R | 162- | ---- | | 3,000.00 | 3,000.00 | 458.81 | 759.05 | 25.30 2,240.95 |
| 10R033 | 1630 | 0000 | FOOD SALES TRINITY LUNCHES | 0.00 | 8,500.00 | 1,507.25 | 1,507.25 | 17.73 6,992.75 |
| 10R | 1630 | ---- | | 0.00 | 8,500.00 | 1,507.25 | 1,507.25 | 17.73 6,992.75 |
| 10R | 163- | ---- | | 0.00 | 8,500.00 | 1,507.25 | 1,507.25 | 17.73 6,992.75 |
| 10R030 | 1690 | 0000 | TRINITY LUNCHES | 8,500.00 | 0.00 | 0.00 | 0.00 | 0.00 0.00 |
| 10R033 | 1690 | 0000 | MISC REVENUE FOOD SERVICE | 4,500.00 | 4,500.00 | 0.00 | 75.90 | 1.69 4,424.10 |
| 10R | 1690 | ---- | | 13,000.00 | 4,500.00 | 0.00 | 75.90 | 1.69 4,424.10 |
| 10R | 169- | ---- | | 13,000.00 | 4,500.00 | 0.00 | 75.90 | 1.69 4,424.10 |
| 10R | 16-- | ---- | | 201,000.00 | 201,000.00 | 26,795.52 | 64,718.33 | 32.20 136,281.67 |
| 10R003 | 1720 | 0000 | STUDENT ACTIVITY FEES/MIS | 10,000.00 | 10,000.00 | 4,045.00 | 4,045.00 | 40.45 5,955.00 |
| 10R004 | 1720 | 0000 | STUDENT ACTIVITY FEES-GS,LOCKS/ | 30,000.00 | 30,000.00 | 3,772.00 | 20,936.50 | 69.79 9,063.50 |
| 10R007 | 1720 | 0000 | TECHNOLOGY FEES | 38,000.00 | 38,000.00 | 1,947.34 | 33,734.34 | 88.77 4,265.66 |
| 10R | 1720 | ---- | | 78,000.00 | 78,000.00 | 9,764.34 | 58,715.84 | 75.28 19,284.16 |
| 10R | 172- | ---- | | 78,000.00 | 78,000.00 | 9,764.34 | 58,715.84 | 75.28 19,284.16 |
| 10R004 | 1790 | 0000 | GRADUATION FEES | 0.00 | 0.00 | 0.00 | 45.00 | 0.00 -45.00 |
| 10R030 | 1790 | 0000 | REVTRAK HANDLING FEES | 0.00 | 0.00 | 0.00 | 3.00 | 0.00 -3.00 |
| 10R | 1790 | ---- | | 0.00 | 0.00 | 0.00 | 48.00 | 0.00 -48.00 |
| 10R002 | 1791 | 0000 | YEARBOOKS-MES | 100.00 | 100.00 | 0.00 | 0.00 | 0.00 100.00 |
| 10R003 | 1791 | 0000 | YEARBOOKS-MIS | 100.00 | 100.00 | 0.00 | 0.00 | 0.00 100.00 |
| 10R004 | 1791 | 0000 | YEARBOOKS-MJH | 100.00 | 100.00 | 0.00 | 0.00 | 0.00 100.00 |
| 10R | 1791 | ---- | | 300.00 | 300.00 | 0.00 | 0.00 | 0.00 300.00 |
| 10R | 179- | ---- | | 300.00 | 300.00 | 0.00 | 48.00 | 16.00 252.00 |
| 10R | 17-- | ---- | | 78,300.00 | 78,300.00 | 9,764.34 | 58,763.84 | 75.05 19,536.16 |
| 10R005 | 1811 | 0000 | TEXTBOOKS/WORKBOOK FEES | 335,000.00 | 335,000.00 | 14,844.36 | 303,403.11 | 90.57 31,596.89 |
| 10R | 1811 | ---- | | 335,000.00 | 335,000.00 | 14,844.36 | 303,403.11 | 90.57 31,596.89 |

| Account Level | | | 2017-18 | 2017-18 | October 2017-18 | 2017-18 | 2017-18 | 2017-18 |
|---------------|------|------|-------------------------------|-----------------|-----------------|------------------|---------------|--------------------------|
| FDTLOC | FUNC | OBJ | Description | Original Budget | Revised Budget | Monthly Activity | FYTD Activity | FYTD % Budget Dollars No |
| R | | | Revenue | | | | | |
| 10 | | | EDUCATION FUND | | | | | |
| 10R | 181- | ---- | | 335,000.00 | 335,000.00 | 14,844.36 | 303,403.11 | 90.57 31,596.89 |
| 10R | 18-- | ---- | | 335,000.00 | 335,000.00 | 14,844.36 | 303,403.11 | 90.57 31,596.89 |
| 10R030 | 1910 | 0000 | DISTRICT 159 ANNUAL RENT | 15,000.00 | 15,000.00 | 0.00 | 836.28 | 5.58 14,163.72 |
| 10R | 1910 | ---- | | 15,000.00 | 15,000.00 | 0.00 | 836.28 | 5.58 14,163.72 |
| 10R | 191- | ---- | | 15,000.00 | 15,000.00 | 0.00 | 836.28 | 5.58 14,163.72 |
| 10R002 | 1920 | 0000 | CONTRIBUTIONS & DONATIONS-MES | 20,000.00 | 20,000.00 | 0.00 | 18,835.23 | 94.18 1,164.77 |
| 10R003 | 1920 | 0000 | CONTRIBUTION & DONATIONS-MIS | 300.00 | 300.00 | 0.00 | 0.00 | 0.00 300.00 |
| 10R004 | 1920 | 0000 | CONTRIBUTIONS & DONATIONS-MJH | 600.00 | 600.00 | 0.00 | 0.00 | 0.00 600.00 |
| 10R072 | 1920 | 0000 | MUSIC BOOSTERS | 4,000.00 | 4,000.00 | 0.00 | 0.00 | 0.00 4,000.00 |
| 10R | 1920 | ---- | | 24,900.00 | 24,900.00 | 0.00 | 18,835.23 | 75.64 6,064.77 |
| 10R | 192- | ---- | | 24,900.00 | 24,900.00 | 0.00 | 18,835.23 | 75.64 6,064.77 |
| 10R010 | 1950 | 0000 | SP ED REFUND PRIOR YR | 100,000.00 | 100,000.00 | 0.00 | 300.44 | 0.30 99,699.56 |
| 10R | 1950 | ---- | | 100,000.00 | 100,000.00 | 0.00 | 300.44 | 0.30 99,699.56 |
| 10R | 195- | ---- | | 100,000.00 | 100,000.00 | 0.00 | 300.44 | 0.30 99,699.56 |
| 10R002 | 1999 | 0000 | MISCELLANEOUS REVENUE/MES | 3,000.00 | 3,000.00 | 0.00 | 479.98 | 16.00 2,520.02 |
| 10R003 | 1999 | 0000 | MISCELLANEOUS REVENUE/MIS | 1,500.00 | 1,500.00 | 555.00 | 2,232.33 | 148.82 -732.33 |
| 10R004 | 1999 | 0000 | MISCELLANEOUS REVENUE/MJH | 7,500.00 | 7,500.00 | 1,842.00 | 8,146.18 | 108.62 -646.18 |
| 10R030 | 1999 | 0000 | MISCELLANEOUS REVENUE | 15,000.00 | 15,000.00 | 17.80 | 282.35 | 1.88 14,717.65 |
| 10R | 1999 | ---- | | 27,000.00 | 27,000.00 | 2,414.80 | 11,140.84 | 41.26 15,859.16 |
| 10R | 199- | ---- | | 27,000.00 | 27,000.00 | 2,414.80 | 11,140.84 | 41.26 15,859.16 |
| 10R | 19-- | ---- | | 166,900.00 | 166,900.00 | 2,414.80 | 31,112.79 | 18.64 135,787.21 |
| 10R | 1--- | ---- | | 12,798,401.00 | 12,798,401.00 | 1,519,122.39 | 6,132,047.23 | 47.91 6,666,353.77 |
| 10R030 | 3001 | 0000 | ED FUND GEN STATE AID | 705,330.00 | 705,330.00 | 64,166.28 | 192,498.84 | 27.29 512,831.16 |
| 10R065 | 3001 | 0000 | GENERAL ST AID/SP ED SERVICES | 15,500.00 | 15,500.00 | 0.00 | 0.00 | 0.00 15,500.00 |

125

| Account Level | | | 2017-18 | 2017-18 | October 2017-18 | 2017-18 | 2017-18 | 2017-18 |
|---------------|------|------|--------------------------------|-----------------|-----------------|------------------|---------------|--------------------------|
| FDTLOC | FUNC | OBJ | Description | Original Budget | Revised Budget | Monthly Activity | FYTD Activity | FYTD % Budget Dollars No |
| R | | | Revenue | | | | | |
| 10 | | | EDUCATION FUND | | | | | |
| 10R | 3001 | ---- | | 720,830.00 | 720,830.00 | 64,166.28 | 192,498.84 | 26.71 528,331.16 |
| 10R | 300- | ---- | | 720,830.00 | 720,830.00 | 64,166.28 | 192,498.84 | 26.71 528,331.16 |
| 10R | 30-- | ---- | | 720,830.00 | 720,830.00 | 64,166.28 | 192,498.84 | 26.71 528,331.16 |
| 10R010 | 3100 | 0000 | SP ED HOME/HOSPITAL PRIVATE | 161,048.00 | 161,048.00 | 42,276.66 | 84,553.32 | 52.50 76,494.68 |
| 10R | 3100 | ---- | | 161,048.00 | 161,048.00 | 42,276.66 | 84,553.32 | 52.50 76,494.68 |
| 10R010 | 3105 | 0000 | SP ED CHILD REQUIRING SERVICES | 0.00 | 0.00 | 47,902.03 | 95,804.06 | 0.00 -95,804.06 |
| 10R | 3105 | ---- | | 0.00 | 0.00 | 47,902.03 | 95,804.06 | 0.00 -95,804.06 |
| 10R | 310- | ---- | | 161,048.00 | 161,048.00 | 90,178.69 | 180,357.38 | 111.99 -19,309.38 |
| 10R010 | 3110 | 0000 | SPECIAL ED PERSONNEL | 0.00 | 0.00 | 96,273.00 | 192,546.00 | 0.00 -192,546.00 |
| 10R | 3110 | ---- | | 0.00 | 0.00 | 96,273.00 | 192,546.00 | 0.00 -192,546.00 |
| 10R | 311- | ---- | | 0.00 | 0.00 | 96,273.00 | 192,546.00 | 0.00 -192,546.00 |
| 10R010 | 3120 | 0000 | SP ED ORPHANGE | 7,243.00 | 7,243.00 | 0.00 | 1,868.08 | 25.79 5,374.92 |
| 10R | 3120 | ---- | | 7,243.00 | 7,243.00 | 0.00 | 1,868.08 | 25.79 5,374.92 |
| 10R | 312- | ---- | | 7,243.00 | 7,243.00 | 0.00 | 1,868.08 | 25.79 5,374.92 |
| 10R010 | 3130 | 0000 | SP ED ORPHANAGE-SUMMER INDV | 1,908.00 | 1,908.00 | 0.00 | 0.00 | 0.00 1,908.00 |
| 10R | 3130 | ---- | | 1,908.00 | 1,908.00 | 0.00 | 0.00 | 0.00 1,908.00 |
| 10R | 313- | ---- | | 1,908.00 | 1,908.00 | 0.00 | 0.00 | 0.00 1,908.00 |
| 10R010 | 3145 | 0000 | SP ED-SUMMER SCHOOL | 0.00 | 0.00 | 0.00 | 1,908.40 | 0.00 -1,908.40 |
| 10R | 3145 | ---- | | 0.00 | 0.00 | 0.00 | 1,908.40 | 0.00 -1,908.40 |
| 10R | 314- | ---- | | 0.00 | 0.00 | 0.00 | 1,908.40 | 0.00 -1,908.40 |
| 10R | 31-- | ---- | | 170,199.00 | 170,199.00 | 186,451.69 | 376,679.86 | 221.32 -206,480.86 |
| 10R038 | 3220 | 0000 | CAREER & TECHNICAL ED GR | 1,264.00 | 1,264.00 | 0.00 | 0.00 | 0.00 1,264.00 |

126

| Account Level | | | 2017-18 | 2017-18 | October 2017-18 | 2017-18 | 2017-18 | 2017-18 | | |
|---------------|------|------|-------------------------|-----------------|-----------------|------------------|---------------|---------|----------------|----|
| FDTLOC | FUNC | OBJ | Description | Original Budget | Revised Budget | Monthly Activity | FYTD Activity | FYTD % | Budget Dollars | No |
| R | | | Revenue | | | | | | | |
| 10 | | | EDUCATION FUND | | | | | | | |
| 10R | 3220 | ---- | | 1,264.00 | 1,264.00 | 0.00 | 0.00 | 0.00 | 1,264.00 | |
| 10R | 322- | ---- | | 1,264.00 | 1,264.00 | 0.00 | 0.00 | 0.00 | 1,264.00 | |
| 10R | 32-- | ---- | | 1,264.00 | 1,264.00 | 0.00 | 0.00 | 0.00 | 1,264.00 | |
| 10R010 | 3310 | 0000 | ELL GRANT | 4,000.00 | 4,000.00 | 0.00 | 0.00 | 0.00 | 4,000.00 | |
| 10R | 3310 | ---- | | 4,000.00 | 4,000.00 | 0.00 | 0.00 | 0.00 | 4,000.00 | |
| 10R | 331- | ---- | | 4,000.00 | 4,000.00 | 0.00 | 0.00 | 0.00 | 4,000.00 | |
| 10R033 | 3360 | 0000 | STATE LUNCH REIMBURSMNT | 483.00 | 483.00 | 0.00 | 568.54 | 117.71 | -85.54 | |
| 10R | 3360 | ---- | | 483.00 | 483.00 | 0.00 | 568.54 | 117.71 | -85.54 | |
| 10R | 336- | ---- | | 483.00 | 483.00 | 0.00 | 568.54 | 117.71 | -85.54 | |
| 10R | 33-- | ---- | | 4,483.00 | 4,483.00 | 0.00 | 568.54 | 12.68 | 3,914.46 | |
| 10R030 | 3610 | 0000 | SCHOOL LIBRARY GRANT | 1,210.00 | 1,210.00 | 0.00 | 0.00 | 0.00 | 1,210.00 | |
| 10R | 3610 | ---- | | 1,210.00 | 1,210.00 | 0.00 | 0.00 | 0.00 | 1,210.00 | |
| 10R | 361- | ---- | | 1,210.00 | 1,210.00 | 0.00 | 0.00 | 0.00 | 1,210.00 | |
| 10R | 36-- | ---- | | 1,210.00 | 1,210.00 | 0.00 | 0.00 | 0.00 | 1,210.00 | |
| 10R | 3--- | ---- | | 897,986.00 | 897,986.00 | 250,617.97 | 569,747.24 | 63.45 | 328,238.76 | |
| 10R033 | 4210 | 0000 | FEDERAL TYPE A LUNCH | 75,000.00 | 75,000.00 | 10,135.83 | 12,802.32 | 17.07 | 62,197.68 | |
| 10R | 4210 | ---- | | 75,000.00 | 75,000.00 | 10,135.83 | 12,802.32 | 17.07 | 62,197.68 | |
| 10R | 421- | ---- | | 75,000.00 | 75,000.00 | 10,135.83 | 12,802.32 | 17.07 | 62,197.68 | |
| 10R | 42-- | ---- | | 75,000.00 | 75,000.00 | 10,135.83 | 12,802.32 | 17.07 | 62,197.68 | |
| 10R011 | 4300 | 0000 | TITLE I | 110,000.00 | 110,000.00 | 0.00 | 49,741.00 | 45.22 | 60,259.00 | |
| 10R | 4300 | ---- | | 110,000.00 | 110,000.00 | 0.00 | 49,741.00 | 45.22 | 60,259.00 | |

127

| Account Level | | | 2017-18 | 2017-18 | October 2017-18 | 2017-18 | 2017-18 | 2017-18 |
|---------------|------|------|--------------------------------|-----------------|-----------------|------------------|---------------|--------------------------|
| FDTLOC | FUNC | OBJ | Description | Original Budget | Revised Budget | Monthly Activity | FYTD Activity | FYTD % Budget Dollars No |
| R | | | Revenue | | | | | |
| 10 | | | EDUCATION FUND | | | | | |
| 10R | 430- | ---- | | 110,000.00 | 110,000.00 | 0.00 | 49,741.00 | 45.22 60,259.00 |
| 10R | 43-- | ---- | | 110,000.00 | 110,000.00 | 0.00 | 49,741.00 | 45.22 60,259.00 |
| 10R010 | 4605 | 0000 | IDEA PRESCHOOL GRANT | 20,878.00 | 20,878.00 | 0.00 | 21,933.00 | 105.05 -1,055.00 |
| 10R | 4605 | ---- | | 20,878.00 | 20,878.00 | 0.00 | 21,933.00 | 105.05 -1,055.00 |
| 10R | 460- | ---- | | 20,878.00 | 20,878.00 | 0.00 | 21,933.00 | 105.05 -1,055.00 |
| 10R010 | 4620 | 0000 | IDEA FLOW-FEDERAL SP ED FUNDS | 439,306.00 | 439,306.00 | 0.00 | 57,522.60 | 13.09 381,783.40 |
| 10R | 4620 | ---- | | 439,306.00 | 439,306.00 | 0.00 | 57,522.60 | 13.09 381,783.40 |
| 10R010 | 4625 | 0000 | IDEA ROOM & BOARD-FEDERAL SP E | 100,000.00 | 100,000.00 | 36,992.84 | 36,992.84 | 36.99 63,007.16 |
| 10R | 4625 | ---- | | 100,000.00 | 100,000.00 | 36,992.84 | 36,992.84 | 36.99 63,007.16 |
| 10R | 462- | ---- | | 539,306.00 | 539,306.00 | 36,992.84 | 94,515.44 | 17.53 444,790.56 |
| 10R | 46-- | ---- | | 560,184.00 | 560,184.00 | 36,992.84 | 116,448.44 | 20.79 443,735.56 |
| 10R013 | 4932 | 0000 | TITLE II WITH FY03 CSR | 49,052.00 | 49,052.00 | 0.00 | 19,904.00 | 40.58 29,148.00 |
| 10R | 4932 | ---- | | 49,052.00 | 49,052.00 | 0.00 | 19,904.00 | 40.58 29,148.00 |
| 10R | 493- | ---- | | 49,052.00 | 49,052.00 | 0.00 | 19,904.00 | 40.58 29,148.00 |
| 10R010 | 4991 | 0000 | MEDICAID MATCHING-ADMIN OUTREA | 25,000.00 | 25,000.00 | 0.00 | 33,360.14 | 133.44 -8,360.14 |
| 10R | 4991 | ---- | | 25,000.00 | 25,000.00 | 0.00 | 33,360.14 | 133.44 -8,360.14 |
| 10R010 | 4992 | 0000 | MEDICAID MATCHING-FEE FOR SERV | 150,000.00 | 150,000.00 | 625.13 | 8,541.89 | 5.69 141,458.11 |
| 10R | 4992 | ---- | | 150,000.00 | 150,000.00 | 625.13 | 8,541.89 | 5.69 141,458.11 |
| 10R | 499- | ---- | | 175,000.00 | 175,000.00 | 625.13 | 41,902.03 | 23.94 133,097.97 |
| 10R | 49-- | ---- | | 224,052.00 | 224,052.00 | 625.13 | 61,806.03 | 27.59 162,245.97 |
| 10R | 4--- | ---- | | 969,236.00 | 969,236.00 | 47,753.80 | 240,797.79 | 24.84 728,438.21 |
| 10R | ---- | ---- | | 14,665,623.00 | 14,665,623.00 | 1,817,494.16 | 6,942,592.26 | 47.34 7,723,030.74 |

128

| Account Level | | | 2017-18 | 2017-18 | October 2017-18 | 2017-18 | 2017-18 | 2017-18 |
|---------------|------|------|-------------------------------|-----------------|-----------------|------------------|---------------|--------------------------|
| FDTLOC | FUNC | OBJ | Description | Original Budget | Revised Budget | Monthly Activity | FYTD Activity | FYTD % Budget Dollars No |
| R | | | Revenue | | | | | |
| 10 | | | EDUCATION FUND | | | | | |
| 1-R | ---- | ---- | | 14,665,623.00 | 14,665,623.00 | 1,817,494.16 | 6,942,592.26 | 47.34 7,723,030.74 |
| ===== | | | | | | | | |
| 20 | | | OPERATIONS & MAINTENANCE FUND | | | | | |
| 20R043 | 1111 | 0000 | OM FUND LEVY PR YR FALL | 581,197.00 | 581,197.00 | 146,812.28 | 569,634.63 | 98.01 11,562.37 |
| 20R044 | 1111 | 0000 | OM FUND LEVY CURR YR SPRING | 624,105.00 | 624,105.00 | 0.00 | 0.00 | 0.00 624,105.00 |
| 20R | 1111 | ---- | | 1,205,302.00 | 1,205,302.00 | 146,812.28 | 569,634.63 | 47.26 635,667.37 |
| 20R | 111- | ---- | | 1,205,302.00 | 1,205,302.00 | 146,812.28 | 569,634.63 | 47.26 635,667.37 |
| 20R | 11-- | ---- | | 1,205,302.00 | 1,205,302.00 | 146,812.28 | 569,634.63 | 47.26 635,667.37 |
| 20R030 | 1510 | 0000 | OM EARNED INTEREST | 6,000.00 | 6,000.00 | 1,015.74 | 4,638.11 | 77.30 1,361.89 |
| 20R | 1510 | ---- | | 6,000.00 | 6,000.00 | 1,015.74 | 4,638.11 | 77.30 1,361.89 |
| 20R | 151- | ---- | | 6,000.00 | 6,000.00 | 1,015.74 | 4,638.11 | 77.30 1,361.89 |
| 20R | 15-- | ---- | | 6,000.00 | 6,000.00 | 1,015.74 | 4,638.11 | 77.30 1,361.89 |
| 20R030 | 1910 | 0000 | BUILDING REVENUE | 30,000.00 | 30,000.00 | 350.00 | 350.00 | 1.17 29,650.00 |
| 20R | 1910 | ---- | | 30,000.00 | 30,000.00 | 350.00 | 350.00 | 1.17 29,650.00 |
| 20R | 191- | ---- | | 30,000.00 | 30,000.00 | 350.00 | 350.00 | 1.17 29,650.00 |
| 20R005 | 1930 | 0000 | BUILDERS CONTRIBUTIONS | 60,000.00 | 60,000.00 | 2,426.00 | 16,292.00 | 27.15 43,708.00 |
| 20R | 1930 | ---- | | 60,000.00 | 60,000.00 | 2,426.00 | 16,292.00 | 27.15 43,708.00 |
| 20R | 193- | ---- | | 60,000.00 | 60,000.00 | 2,426.00 | 16,292.00 | 27.15 43,708.00 |
| 20R030 | 1999 | 0000 | OM MISC REVENUE | 5,500.00 | 5,500.00 | 5,105.00 | 5,105.00 | 92.82 395.00 |
| 20R | 1999 | ---- | | 5,500.00 | 5,500.00 | 5,105.00 | 5,105.00 | 92.82 395.00 |
| 20R | 199- | ---- | | 5,500.00 | 5,500.00 | 5,105.00 | 5,105.00 | 92.82 395.00 |

120

| Account Level | | | 2017-18 | 2017-18 | October 2017-18 | 2017-18 | 2017-18 | 2017-18 | | |
|---------------|------|------|-------------------------------|-----------------|-----------------|------------------|---------------|---------|----------------|----|
| FDTLOC | FUNC | OBJ | Description | Original Budget | Revised Budget | Monthly Activity | FYTD Activity | FYTD % | Budget Dollars | No |
| R | | | Revenue | | | | | | | |
| 20 | | | OPERATIONS & MAINTENANCE FUND | | | | | | | |
| 20R | 19-- | ---- | | 95,500.00 | 95,500.00 | 7,881.00 | 21,747.00 | 22.77 | 73,753.00 | |
| 20R | 1--- | ---- | | 1,306,802.00 | 1,306,802.00 | 155,709.02 | 596,019.74 | 45.61 | 710,782.26 | |
| 20R030 | 3001 | 0000 | OM GENERAL STATE AID | 595,500.00 | 595,500.00 | 54,090.90 | 162,272.70 | 27.25 | 433,227.30 | |
| 20R | 3001 | ---- | | 595,500.00 | 595,500.00 | 54,090.90 | 162,272.70 | 27.25 | 433,227.30 | |
| 20R | 300- | ---- | | 595,500.00 | 595,500.00 | 54,090.90 | 162,272.70 | 27.25 | 433,227.30 | |
| 20R | 30-- | ---- | | 595,500.00 | 595,500.00 | 54,090.90 | 162,272.70 | 27.25 | 433,227.30 | |
| 20R | 3--- | ---- | | 595,500.00 | 595,500.00 | 54,090.90 | 162,272.70 | 27.25 | 433,227.30 | |
| 20R | ---- | ---- | | 1,902,302.00 | 1,902,302.00 | 209,799.92 | 758,292.44 | 39.86 | 1,144,009.56 | |
| 2-R | ---- | ---- | | 1,902,302.00 | 1,902,302.00 | 209,799.92 | 758,292.44 | 39.86 | 1,144,009.56 | |
| ===== | | | | | | | | | | |
| 30 | | | BOND & INTEREST FUND | | | | | | | |
| 30R043 | 1112 | 0000 | BOND FD LEVY PR YR FALL | 1,085,239.00 | 1,085,239.00 | 274,135.01 | 1,063,649.42 | 98.01 | 21,589.58 | |
| 30R044 | 1112 | 0000 | BOND FD LEVY CURR YR SPRING | 1,165,360.00 | 1,165,360.00 | 0.00 | 0.00 | 0.00 | 1,165,360.00 | |
| 30R | 1112 | ---- | | 2,250,599.00 | 2,250,599.00 | 274,135.01 | 1,063,649.42 | 47.26 | 1,186,949.58 | |
| 30R | 111- | ---- | | 2,250,599.00 | 2,250,599.00 | 274,135.01 | 1,063,649.42 | 47.26 | 1,186,949.58 | |
| 30R | 11-- | ---- | | 2,250,599.00 | 2,250,599.00 | 274,135.01 | 1,063,649.42 | 47.26 | 1,186,949.58 | |
| 30R030 | 1510 | 0000 | BOND FD EARNED INTEREST | 3,000.00 | 3,000.00 | 1,773.41 | 4,802.77 | 160.09 | -1,802.77 | |
| 30R | 1510 | ---- | | 3,000.00 | 3,000.00 | 1,773.41 | 4,802.77 | 160.09 | -1,802.77 | |
| 30R | 151- | ---- | | 3,000.00 | 3,000.00 | 1,773.41 | 4,802.77 | 160.09 | -1,802.77 | |
| 30R | 15-- | ---- | | 3,000.00 | 3,000.00 | 1,773.41 | 4,802.77 | 160.09 | -1,802.77 | |
| 30R | 1--- | ---- | | 2,253,599.00 | 2,253,599.00 | 275,908.42 | 1,068,452.19 | 47.41 | 1,185,146.81 | |

130

| Account Level | | | 2017-18 | 2017-18 | October 2017-18 | 2017-18 | 2017-18 | 2017-18 |
|---------------|------|------|----------------------|----------------|------------------|---------------|---------|-------------------|
| FDTLOC | FUNC | OBJ | Original Budget | Revised Budget | Monthly Activity | FYTD Activity | FYTD % | Budget Dollars No |
| Description | | | | | | | | |
| R | | | Revenue | | | | | |
| 30 | | | BOND & INTEREST FUND | | | | | |
| 30R | ---- | ---- | 2,253,599.00 | 2,253,599.00 | 275,908.42 | 1,068,452.19 | 47.41 | 1,185,146.81 |
| 3-R | ---- | ---- | 2,253,599.00 | 2,253,599.00 | 275,908.42 | 1,068,452.19 | 47.41 | 1,185,146.81 |
| ===== | | | | | | | | |
| 40 | | | TRANSPORTATION FUND | | | | | |
| 40R043 | 1113 | 0000 | 155,911.00 | 155,911.00 | 39,383.73 | 152,809.66 | 98.01 | 3,101.34 |
| 40R044 | 1113 | 0000 | 167,422.00 | 167,422.00 | 0.00 | 0.00 | 0.00 | 167,422.00 |
| 40R | 1113 | ---- | 323,333.00 | 323,333.00 | 39,383.73 | 152,809.66 | 47.26 | 170,523.34 |
| 40R | 111- | ---- | 323,333.00 | 323,333.00 | 39,383.73 | 152,809.66 | 47.26 | 170,523.34 |
| 40R | 11-- | ---- | 323,333.00 | 323,333.00 | 39,383.73 | 152,809.66 | 47.26 | 170,523.34 |
| 40R032 | 1411 | 0000 | 200,000.00 | 200,000.00 | -909.49 | 147,681.12 | 73.84 | 52,318.88 |
| 40R | 1411 | ---- | 200,000.00 | 200,000.00 | -909.49 | 147,681.12 | 73.84 | 52,318.88 |
| 40R032 | 1413 | 0000 | 2,500.00 | 2,500.00 | 0.00 | 3,850.00 | 154.00 | -1,350.00 |
| 40R | 1413 | ---- | 2,500.00 | 2,500.00 | 0.00 | 3,850.00 | 154.00 | -1,350.00 |
| 40R | 141- | ---- | 202,500.00 | 202,500.00 | -909.49 | 151,531.12 | 74.83 | 50,968.88 |
| 40R | 14-- | ---- | 202,500.00 | 202,500.00 | -909.49 | 151,531.12 | 74.83 | 50,968.88 |
| 40R030 | 1510 | 0000 | 6,500.00 | 6,500.00 | 669.20 | 2,986.71 | 45.95 | 3,513.29 |
| 40R | 1510 | ---- | 6,500.00 | 6,500.00 | 669.20 | 2,986.71 | 45.95 | 3,513.29 |
| 40R | 151- | ---- | 6,500.00 | 6,500.00 | 669.20 | 2,986.71 | 45.95 | 3,513.29 |
| 40R | 15-- | ---- | 6,500.00 | 6,500.00 | 669.20 | 2,986.71 | 45.95 | 3,513.29 |
| 40R | 1--- | ---- | 532,333.00 | 532,333.00 | 39,143.44 | 307,327.49 | 57.73 | 225,005.51 |
| 40R032 | 3500 | 0000 | 10,865.00 | 10,865.00 | 2,710.45 | 5,420.90 | 49.89 | 5,444.10 |

151

| Account Level | | | 2017-18 | 2017-18 | October 2017-18 | 2017-18 | 2017-18 | 2017-18 |
|---------------|------|------|--------------------------------|-----------------|-----------------|------------------|---------------|--------------------------|
| FDTLOC | FUNC | OBJ | Description | Original Budget | Revised Budget | Monthly Activity | FYTD Activity | FYTD % Budget Dollars No |
| R | | | Revenue | | | | | |
| 40 | | | TRANSPORTATION FUND | | | | | |
| 40R | 3500 | ---- | | 10,865.00 | 10,865.00 | 2,710.45 | 5,420.90 | 49.89 5,444.10 |
| 40R | 350- | ---- | | 10,865.00 | 10,865.00 | 2,710.45 | 5,420.90 | 49.89 5,444.10 |
| 40R032 | 3510 | 0000 | TRANS SP ED STUDENT AID | 309,954.00 | 309,954.00 | 77,658.46 | 155,316.93 | 50.11 154,637.07 |
| 40R | 3510 | ---- | | 309,954.00 | 309,954.00 | 77,658.46 | 155,316.93 | 50.11 154,637.07 |
| 40R | 351- | ---- | | 309,954.00 | 309,954.00 | 77,658.46 | 155,316.93 | 50.11 154,637.07 |
| 40R | 35-- | ---- | | 320,819.00 | 320,819.00 | 80,368.91 | 160,737.83 | 50.10 160,081.17 |
| 40R | 3--- | ---- | | 320,819.00 | 320,819.00 | 80,368.91 | 160,737.83 | 50.10 160,081.17 |
| 40R | ---- | ---- | | 853,152.00 | 853,152.00 | 119,512.35 | 468,065.32 | 54.86 385,086.68 |
| 4-R | ---- | ---- | | 853,152.00 | 853,152.00 | 119,512.35 | 468,065.32 | 54.86 385,086.68 |
| ===== | | | | | | | | |
| 50 | | | IMRF/SOCIAL SECURITY FUND | | | | | |
| 50R043 | 1114 | 0000 | IMRF/SOCIAL SEC LEVY PR YR FAL | 58,467.00 | 58,467.00 | 14,768.90 | 57,303.62 | 98.01 1,163.38 |
| 50R044 | 1114 | 0000 | IMRF/SOCIAL SEC LEVY CURR YR | 62,783.00 | 62,783.00 | 0.00 | 0.00 | 0.00 62,783.00 |
| 50R | 1114 | ---- | | 121,250.00 | 121,250.00 | 14,768.90 | 57,303.62 | 47.26 63,946.38 |
| 50R | 111- | ---- | | 121,250.00 | 121,250.00 | 14,768.90 | 57,303.62 | 47.26 63,946.38 |
| 50R043 | 1150 | 0000 | FICA LEVY PR YR FALL | 63,070.00 | 63,070.00 | 14,836.33 | 57,565.27 | 91.27 5,504.73 |
| 50R044 | 1150 | 0000 | SOCIAL SEC LEVY CURR YR SPRING | 58,734.00 | 58,734.00 | 0.00 | 0.00 | 0.00 58,734.00 |
| 50R | 1150 | ---- | | 121,804.00 | 121,804.00 | 14,836.33 | 57,565.27 | 47.26 64,238.73 |
| 50R | 115- | ---- | | 121,804.00 | 121,804.00 | 14,836.33 | 57,565.27 | 47.26 64,238.73 |
| 50R | 11-- | ---- | | 243,054.00 | 243,054.00 | 29,605.23 | 114,868.89 | 47.26 128,185.11 |
| 50R030 | 1230 | 0000 | CORPORATE REPLACEMENT TX | 45,000.00 | 45,000.00 | 6,184.67 | 15,661.83 | 34.80 29,338.17 |
| 50R | 1230 | ---- | | 45,000.00 | 45,000.00 | 6,184.67 | 15,661.83 | 34.80 29,338.17 |

132

| Account Level | | | 2017-18 | 2017-18 | October 2017-18 | 2017-18 | 2017-18 | 2017-18 | |
|-------------------------------|------|------|--------------------------------|----------------|------------------|---------------|---------|-------------------|---------|
| FDTLOC | FUNC | OBJ | Original Budget | Revised Budget | Monthly Activity | FYTD Activity | FYTD % | Budget Dollars No | |
| Revenue | | | | | | | | | |
| IMRF/SOCIAL SECURITY FUND | | | | | | | | | |
| 50R | 123- | ---- | 45,000.00 | 45,000.00 | 6,184.67 | 15,661.83 | 34.80 | 29,338.17 | |
| 50R | 12-- | ---- | 45,000.00 | 45,000.00 | 6,184.67 | 15,661.83 | 34.80 | 29,338.17 | |
| 50R030 | 1510 | 0000 | FUND 5 EARNED INTEREST | 1,500.00 | 1,500.00 | 195.55 | 820.76 | 54.72 | 679.24 |
| 50R | 1510 | ---- | 1,500.00 | 1,500.00 | 195.55 | 820.76 | 54.72 | 679.24 | |
| 50R | 151- | ---- | 1,500.00 | 1,500.00 | 195.55 | 820.76 | 54.72 | 679.24 | |
| 50R | 15-- | ---- | 1,500.00 | 1,500.00 | 195.55 | 820.76 | 54.72 | 679.24 | |
| 50R | 1--- | ---- | 289,554.00 | 289,554.00 | 35,985.45 | 131,351.48 | 45.36 | 158,202.52 | |
| 50R | ---- | ---- | 289,554.00 | 289,554.00 | 35,985.45 | 131,351.48 | 45.36 | 158,202.52 | |
| 50R | ---- | ---- | 289,554.00 | 289,554.00 | 35,985.45 | 131,351.48 | 45.36 | 158,202.52 | |
| ===== | | | | | | | | | |
| SITE AND CONSTRUCTION/CAPITAL | | | | | | | | | |
| 60R030 | 1510 | 0000 | INTEREST-CAPITAL PROJ SERIES 2 | 0.00 | 0.00 | 188.52 | 729.26 | 0.00 | -729.26 |
| 60R | 1510 | ---- | 0.00 | 0.00 | 188.52 | 729.26 | 0.00 | -729.26 | |
| 60R | 151- | ---- | 0.00 | 0.00 | 188.52 | 729.26 | 0.00 | -729.26 | |
| 60R | 15-- | ---- | 0.00 | 0.00 | 188.52 | 729.26 | 0.00 | -729.26 | |
| 60R | 1--- | ---- | 0.00 | 0.00 | 188.52 | 729.26 | 0.00 | -729.26 | |
| 60R | ---- | ---- | 0.00 | 0.00 | 188.52 | 729.26 | 0.00 | -729.26 | |
| 6-R | ---- | ---- | 0.00 | 0.00 | 188.52 | 729.26 | 0.00 | -729.26 | |
| ===== | | | | | | | | | |

133

| Account Level | | | 2017-18 | 2017-18 | October 2017-18 | 2017-18 | 2017-18 | 2017-18 |
|---------------|------|------|-----------------------------|-----------------|-----------------|------------------|---------------|--------------------------|
| FDTLOC | FUNC | OBJ | Description | Original Budget | Revised Budget | Monthly Activity | FYTD Activity | FYTD % Budget Dollars No |
| R | | | Revenue | | | | | |
| 70 | | | WORKING CASH FUND | | | | | |
| 70R043 | 1115 | 0000 | WK CASH LEVY PR YR FALL | 32,571.00 | 32,571.00 | 8,227.42 | 31,922.57 | 98.01 648.43 |
| 70R044 | 1115 | 0000 | WK CASH LEVY CURR YR SPRING | 34,975.00 | 34,975.00 | 0.00 | 0.00 | 0.00 34,975.00 |
| 70R | 1115 | ---- | | 67,546.00 | 67,546.00 | 8,227.42 | 31,922.57 | 47.26 35,623.43 |
| 70R | 111- | ---- | | 67,546.00 | 67,546.00 | 8,227.42 | 31,922.57 | 47.26 35,623.43 |
| 70R | 11-- | ---- | | 67,546.00 | 67,546.00 | 8,227.42 | 31,922.57 | 47.26 35,623.43 |
| 70R030 | 1510 | 0000 | WK CASH EARNED INTEREST | 6,500.00 | 6,500.00 | 1,107.83 | 5,106.15 | 78.56 1,393.85 |
| 70R | 1510 | ---- | | 6,500.00 | 6,500.00 | 1,107.83 | 5,106.15 | 78.56 1,393.85 |
| 70R | 151- | ---- | | 6,500.00 | 6,500.00 | 1,107.83 | 5,106.15 | 78.56 1,393.85 |
| 70R | 15-- | ---- | | 6,500.00 | 6,500.00 | 1,107.83 | 5,106.15 | 78.56 1,393.85 |
| 70R | 1--- | ---- | | 74,046.00 | 74,046.00 | 9,335.25 | 37,028.72 | 50.01 37,017.28 |
| 70R | ---- | ---- | | 74,046.00 | 74,046.00 | 9,335.25 | 37,028.72 | 50.01 37,017.28 |
| 7-R | ---- | ---- | | 74,046.00 | 74,046.00 | 9,335.25 | 37,028.72 | 50.01 37,017.28 |
| ===== | | | | | | | | |
| 80 | | | TORT FUND | | | | | |
| 80R043 | 1120 | 0000 | LEVY TORT LIAB PR YR FALL | 64,340.00 | 64,340.00 | 16,252.53 | 63,060.13 | 98.01 1,279.87 |
| 80R044 | 1120 | 0000 | LEVY TORT LIAB CURR YR | 69,090.00 | 69,090.00 | 0.00 | 0.00 | 0.00 69,090.00 |
| 80R | 1120 | ---- | | 133,430.00 | 133,430.00 | 16,252.53 | 63,060.13 | 47.26 70,369.87 |
| 80R | 112- | ---- | | 133,430.00 | 133,430.00 | 16,252.53 | 63,060.13 | 47.26 70,369.87 |
| 80R | 11-- | ---- | | 133,430.00 | 133,430.00 | 16,252.53 | 63,060.13 | 47.26 70,369.87 |
| 80R030 | 1510 | 0000 | INTEREST-TORT FUND | 150.00 | 150.00 | 47.81 | 209.54 | 139.69 -59.54 |
| 80R | 1510 | ---- | | 150.00 | 150.00 | 47.81 | 209.54 | 139.69 -59.54 |

131

| Account Level | | | 2017-18 | 2017-18 | October 2017-18 | 2017-18 | 2017-18 | 2017-18 |
|---------------|------|------|-----------------|----------------|------------------|---------------|---------|-------------------|
| FDTLOC | FUNC | OBJ | Original Budget | Revised Budget | Monthly Activity | FYTD Activity | FYTD % | Budget Dollars No |
| R | | | Revenue | | | | | |
| 80 | | | TORT FUND | | | | | |
| 80R | 151- | ---- | 150.00 | 150.00 | 47.81 | 209.54 | 139.69 | -59.54 |
| 80R | 15-- | ---- | 150.00 | 150.00 | 47.81 | 209.54 | 139.69 | -59.54 |
| 80R | 1--- | ---- | 133,580.00 | 133,580.00 | 16,300.34 | 63,269.67 | 47.36 | 70,310.33 |
| 80R | ---- | ---- | 133,580.00 | 133,580.00 | 16,300.34 | 63,269.67 | 47.36 | 70,310.33 |
| 8-R | ---- | ---- | 133,580.00 | 133,580.00 | 16,300.34 | 63,269.67 | 47.36 | 70,310.33 |
| ===== | | | | | | | | |
| --R | ---- | ---- | 20,171,856.00 | 20,171,856.00 | 2,484,524.41 | 9,469,781.34 | 46.95 | 10,702,074.66 |
| ===== | | | | | | | | |

| Account Level | | | 2017-18 | 2017-18 | October 2017-18 | 2017-18 | 2017-18 | 2017-18 |
|---------------|------|------|--------------------------------|-----------------|-----------------|------------------|---------------|--------------------------|
| FDTLOC | FUNC | OBJ | Description | Original Budget | Revised Budget | Monthly Activity | FYTD Activity | FYTD % Budget Dollars No |
| E | | | Expense | | | | | |
| 10 | | | EDUCATION FUND | | | | | |
| 10E002 | 1101 | 1020 | SALARIES-MES TEACHERS | 2,120,144.00 | 2,120,144.00 | 166,770.93 | 625,623.71 | 29.51 1,494,520.29 |
| 10E003 | 1101 | 1020 | SALARIES-MIS TEACHERS | 1,086,349.00 | 1,086,349.00 | 66,749.67 | 278,094.81 | 25.60 808,254.19 |
| 10E023 | 1101 | 1320 | PASS STIPENDS-MES | 5,512.00 | 5,512.00 | 0.00 | 0.00 | 0.00 5,512.00 |
| 10E023 | 1101 | 1330 | PASS STIPENDS-MIS | 525.00 | 525.00 | 0.00 | 0.00 | 0.00 525.00 |
| 10E005 | 1101 | 1350 | SALARIES-SCHEDULE B | 163,000.00 | 163,000.00 | 19,856.50 | 32,973.50 | 20.23 130,026.50 |
| 10E002 | 1101 | 2100 | NEC-MES TEACHERS | 12,000.00 | 12,000.00 | 1,135.99 | 2,833.56 | 23.61 9,166.44 |
| 10E003 | 1101 | 2100 | NEC-MIS TEACHERS | 6,042.00 | 6,042.00 | 484.85 | 1,187.47 | 19.65 4,854.53 |
| 10E005 | 1101 | 2100 | NEC-SCHEDULE B & SELF FUNDED P | 1,000.00 | 1,000.00 | 114.60 | 194.96 | 19.50 805.04 |
| 10E023 | 1101 | 2100 | NEC-MES/MIS PASS | 1,000.00 | 1,000.00 | 0.00 | 0.00 | 0.00 1,000.00 |
| 10E030 | 1101 | 2110 | BENEFIT-403(b) ADMINISTRATIVE | 350.00 | 350.00 | 30.50 | 120.00 | 34.29 230.00 |
| 10E002 | 1101 | 2220 | MEDICAL/LIFE INS-MES TEACHERS | 297,259.00 | 297,259.00 | 27,206.11 | 103,538.44 | 34.83 193,720.56 |
| 10E003 | 1101 | 2220 | MEDICAL/LIFE INS-MIS TEACHERS | 176,980.00 | 176,980.00 | 13,315.38 | 57,988.09 | 32.77 118,991.91 |
| 10E002 | 1101 | 2240 | ETHIS-MES TEACHERS | 17,590.00 | 17,590.00 | 1,648.61 | 4,704.88 | 26.75 12,885.12 |
| 10E003 | 1101 | 2240 | ETHIS-MIS TEACHERS | 9,167.00 | 9,167.00 | 683.30 | 2,296.45 | 25.05 6,870.55 |
| 10E005 | 1101 | 2240 | ETHIS-SCHEDULE B & SELF FUNDED | 1,323.00 | 1,323.00 | 435.18 | 551.57 | 41.69 771.43 |
| 10E023 | 1101 | 2240 | ETHIS-MES/MIS PASS | 53.00 | 53.00 | 0.00 | 0.00 | 0.00 53.00 |
| 10E005 | 1101 | 2250 | BENEFIT-RETIRED TEACH DIST AMO | 2,500.00 | 2,500.00 | 0.00 | 0.00 | 0.00 2,500.00 |
| 10E005 | 1101 | 2300 | BENEFIT-TEACHER TUITION REIM | 15,000.00 | 15,000.00 | 15,213.30 | 15,213.30 | 101.42 -213.30 |
| 10E002 | 1101 | 3200 | PURCHASE SERVICES-MES | 2,500.00 | 2,500.00 | 177.00 | 177.00 | 7.08 2,323.00 |
| 10E003 | 1101 | 3200 | PURCHASE SERVICES-MIS | 5,000.00 | 5,000.00 | 1,800.00 | 1,800.00 | 36.00 3,200.00 |
| 10E002 | 1101 | 4100 | SUPPLIES-MES SCHOOL | 20,000.00 | 20,000.00 | 1,049.51 | 7,548.28 | 37.74 12,451.72 |
| 10E003 | 1101 | 4100 | SUPPLIES-MIS | 10,750.00 | 10,750.00 | 363.78 | 2,984.40 | 27.76 7,765.60 |
| 10E018 | 1101 | 4100 | SOFTWARE LICENSING | 200,000.00 | 200,000.00 | 4,943.25 | 141,689.61 | 70.84 58,310.39 |
| 10E002 | 1101 | 4120 | WORKBOOKS-MES | 40,000.00 | 40,000.00 | 19,696.73 | 34,548.24 | 86.37 5,451.76 |
| 10E003 | 1101 | 4120 | WORKBOOKS-MIS | 17,500.00 | 17,500.00 | 3,567.88 | 18,210.46 | 104.06 -710.46 |
| 10E010 | 1101 | 4120 | WORKBOOKS-SP ED CURR | 7,000.00 | 7,000.00 | 875.00 | 1,779.07 | 25.42 5,220.93 |
| 10E023 | 1101 | 4120 | SUPPLIES-MES PASS | 250.00 | 250.00 | 0.00 | 0.00 | 0.00 250.00 |
| 10E053 | 1101 | 4120 | SUPPLIES-MES POSITIVE BEHAVIOR | 1,000.00 | 1,000.00 | 0.00 | 227.83 | 22.78 772.17 |
| 10E053 | 1101 | 4130 | SUPPLIES-MIS POSITIVE BEHAVIOR | 500.00 | 500.00 | 0.00 | 0.00 | 0.00 500.00 |
| 10E005 | 1101 | 4150 | BUILDING AIDES SHOES | 250.00 | 250.00 | 0.00 | 0.00 | 0.00 250.00 |
| 10E002 | 1101 | 4160 | ART SUPPLIES | 1,000.00 | 1,000.00 | 0.00 | 0.00 | 0.00 1,000.00 |
| 10E002 | 1101 | 4200 | TEXTBOOKS-MES | 15,576.00 | 15,576.00 | 3,835.57 | 10,034.02 | 64.42 5,541.98 |
| 10E003 | 1101 | 4200 | TEXTBOOKS-MIS | 10,000.00 | 10,000.00 | 3,911.24 | 9,998.73 | 99.99 1.27 |
| 10E010 | 1101 | 4200 | TEXTBOOKS-SP ED CURR | 30,000.00 | 30,000.00 | 572.11 | 1,484.11 | 4.95 28,515.89 |
| 10E053 | 1101 | 4920 | INCENTV/CELEBRTN-MES POS BEHAV | 5,000.00 | 5,000.00 | 676.40 | -98.41 | -1.97 5,098.41 |
| 10E053 | 1101 | 4930 | INCENTV/CELEBRTN-MIS POS BEHAV | 2,200.00 | 2,200.00 | 55.00 | 68.99 | 3.14 2,131.01 |
| 10E002 | 1101 | 5500 | EQUIPMENT-MES | 20,000.00 | 20,000.00 | 0.00 | 0.00 | 0.00 20,000.00 |

931

| Account Level | | | 2017-18 | 2017-18 | October 2017-18 | 2017-18 | 2017-18 | 2017-18 |
|---------------|------|------|--------------------------------|-----------------|-----------------|------------------|---------------|--------------------------|
| FDTLOC | FUNC | OBJ | Description | Original Budget | Revised Budget | Monthly Activity | FYTD Activity | FYTD % Budget Dollars No |
| E | | | Expense | | | | | |
| 10 | | | EDUCATION FUND | | | | | |
| 10E005 | 1101 | 6900 | STUDENT BOOK FEE REFUND | 500.00 | 500.00 | 0.00 | 222.05 | 44.41 277.95 |
| 10E005 | 1101 | 6910 | ACTIVITY FEE REFUND | 500.00 | 500.00 | 0.00 | 0.00 | 0.00 500.00 |
| 10E002 | 1101 | 7000 | NON-CAPITAL EQUIP-MES | 2,500.00 | 2,500.00 | 0.00 | 0.00 | 0.00 2,500.00 |
| 10E003 | 1101 | 7000 | NON-CAPITAL EQUIP-MIS | 1,500.00 | 1,500.00 | 0.00 | 842.10 | 56.14 657.90 |
| 10E | 1101 | ---- | | 4,309,320.00 | 4,309,320.00 | 355,168.39 | 1,356,837.22 | 31.49 2,952,482.78 |
| 10E004 | 1102 | 1020 | SALARIES-MJH TEACHERS | 1,882,964.00 | 1,882,964.00 | 129,619.99 | 531,107.22 | 28.21 1,351,856.78 |
| 10E004 | 1102 | 2100 | NEC-MJH TEACHERS | 10,719.00 | 10,719.00 | 914.69 | 2,289.34 | 21.36 8,429.66 |
| 10E004 | 1102 | 2220 | MEDICAL/LIFE INS-MJH TEACHERS | 258,975.00 | 258,975.00 | 21,634.37 | 97,926.96 | 37.81 161,048.04 |
| 10E004 | 1102 | 2240 | ETHIS-MJH TEACHERS | 16,263.00 | 16,263.00 | 1,326.14 | 3,615.57 | 22.23 12,647.43 |
| 10E004 | 1102 | 3200 | PURCHASE SERVICES-MJH | 4,500.00 | 4,500.00 | 0.00 | 0.00 | 0.00 4,500.00 |
| 10E004 | 1102 | 3320 | TRAVEL-TEACHERS/MJH | 1,000.00 | 1,000.00 | 108.01 | 108.01 | 10.80 891.99 |
| 10E004 | 1102 | 4100 | SUPPLIES-MJH | 15,000.00 | 15,000.00 | 1,503.12 | 6,733.93 | 44.89 8,266.07 |
| 10E004 | 1102 | 4120 | WORKBOOKS-MJH | 50,000.00 | 50,000.00 | 261.43 | 39,482.69 | 78.97 10,517.31 |
| 10E004 | 1102 | 4200 | TEXTBOOKS-MJH | 35,000.00 | 35,000.00 | 375.00 | 7,002.98 | 20.01 27,997.02 |
| 10E004 | 1102 | 7000 | NON-CAPITAL EQUIPMENT-MJH | 3,500.00 | 3,500.00 | 0.00 | 0.00 | 0.00 3,500.00 |
| 10E | 1102 | ---- | | 2,277,921.00 | 2,277,921.00 | 155,742.75 | 688,266.70 | 30.21 1,589,654.30 |
| 10E005 | 1108 | 1150 | SALARIES-BUILDING AIDES | 161,457.00 | 161,457.00 | 17,067.59 | 33,925.37 | 21.01 127,531.63 |
| 10E005 | 1108 | 2220 | | 0.00 | 0.00 | 653.86 | 1,307.11 | 0.00 -1,307.11 |
| 10E | 1108 | ---- | | 161,457.00 | 161,457.00 | 17,721.45 | 35,232.48 | 21.82 126,224.52 |
| 10E005 | 1109 | 1200 | SALARIES-SUB SEC,BLDG AIDE,NUR | 35,500.00 | 35,500.00 | 4,138.20 | 6,198.00 | 17.46 29,302.00 |
| 10E005 | 1109 | 2100 | NEC-SUB PARA PRO | 1,500.00 | 1,500.00 | 0.00 | 0.00 | 0.00 1,500.00 |
| 10E005 | 1109 | 2240 | ETHIS-SUB PARA PRO | 250.00 | 250.00 | 0.00 | 0.00 | 0.00 250.00 |
| 10E | 1109 | ---- | | 37,250.00 | 37,250.00 | 4,138.20 | 6,198.00 | 16.64 31,052.00 |
| 10E | 111- | ---- | | 6,785,948.00 | 6,785,948.00 | 532,770.79 | 2,086,534.40 | 30.75 4,699,413.60 |
| 10E005 | 1111 | 1220 | SALARIES-SUBSTITUTE TEACHERS | 150,000.00 | 150,000.00 | 22,287.58 | 38,591.18 | 25.73 111,408.82 |
| 10E005 | 1111 | 2100 | NEC-SUBSTITUTE TEACHERS | 900.00 | 900.00 | 114.78 | 197.03 | 21.89 702.97 |
| 10E035 | 1111 | 2220 | MEDICAL INSURANCE RETIREES | 20,000.00 | 20,000.00 | 0.00 | 4,312.50 | 21.56 15,687.50 |
| 10E005 | 1111 | 2240 | ETHIS-SUBSTITUTE TEACHERS | 1,500.00 | 1,500.00 | 166.37 | 285.54 | 19.04 1,214.46 |
| 10E | 1111 | ---- | | 172,400.00 | 172,400.00 | 22,568.73 | 43,386.25 | 25.17 129,013.75 |
| 10E | 111- | ---- | | 172,400.00 | 172,400.00 | 22,568.73 | 43,386.25 | 25.17 129,013.75 |

137

| FDTLOC | FUNC | OBJ | Account Level Description | 2017-18 Original Budget | 2017-18 Revised Budget | October 2017-18 Monthly Activity | 2017-18 FYTD Activity | 2017-18 FYTD % | 2017-18 Budget Dollars | No |
|--------|------|------|--------------------------------|----------------------------|---------------------------|-------------------------------------|--------------------------|-------------------|---------------------------|----|
| E | | | Expense | | | | | | | |
| 10 | | | EDUCATION FUND | | | | | | | |
| 10E022 | 1125 | 1120 | SALARIES-EARLY START TEACHER | 49,596.00 | 49,596.00 | 3,815.12 | 15,080.20 | 30.41 | 34,515.80 | |
| 10E022 | 1125 | 1150 | SALARIES-EARLY START AIDE | 16,364.00 | 16,364.00 | 1,178.60 | 5,280.41 | 32.27 | 11,083.59 | |
| 10E022 | 1125 | 2100 | NEC-EARLY START TEACHER | 295.00 | 295.00 | 26.16 | 65.39 | 22.17 | 229.61 | |
| 10E022 | 1125 | 2220 | MEDICAL/LIFE INS-EARLY START | 16,307.00 | 16,307.00 | 1,343.84 | 5,691.23 | 34.90 | 10,615.77 | |
| 10E022 | 1125 | 2240 | ETHIS-EARLY START | 447.00 | 447.00 | 37.88 | 94.70 | 21.19 | 352.30 | |
| 10E022 | 1125 | 4100 | SUPPLIES-EARLY START | 1,000.00 | 1,000.00 | 0.00 | 100.91 | 10.09 | 899.09 | |
| 10E | 1125 | ---- | | 84,009.00 | 84,009.00 | 6,401.60 | 26,312.84 | 31.32 | 57,696.16 | |
| 10E | 112- | ---- | | 84,009.00 | 84,009.00 | 6,401.60 | 26,312.84 | 31.32 | 57,696.16 | |
| 10E | 11-- | ---- | | 7,042,357.00 | 7,042,357.00 | 561,741.12 | 2,156,233.49 | 30.62 | 4,886,123.51 | |
| 10E010 | 1200 | 1110 | SALARIES-STUDENT SERVICES DIRE | 212,776.00 | 212,776.00 | 14,355.92 | 65,212.23 | 30.65 | 147,563.77 | |
| 10E010 | 1200 | 1150 | SALARIES-STUDENT SERVICES SEC, | 48,431.00 | 48,431.00 | 3,436.80 | 13,747.20 | 28.39 | 34,683.80 | |
| 10E010 | 1200 | 2010 | THIS-STUDENT SERVICES | 2,511.00 | 2,511.00 | 160.80 | 730.43 | 29.09 | 1,780.57 | |
| 10E010 | 1200 | 2100 | NEC-STUDENT SERVICES | 1,234.00 | 1,234.00 | 83.26 | 378.21 | 30.65 | 855.79 | |
| 10E010 | 1200 | 2110 | TRS/RETIREMENT-STUDENT SERVICE | 19,150.00 | 19,150.00 | 1,419.82 | 6,449.58 | 33.68 | 12,700.42 | |
| 10E010 | 1200 | 2220 | MEDICAL/LIFE INS-STUDENT SERV | 41,225.00 | 41,225.00 | 3,437.26 | 13,172.38 | 31.95 | 28,052.62 | |
| 10E010 | 1200 | 2240 | ETHIS-STUDENT SERVICES | 1,805.00 | 1,805.00 | 120.60 | 547.82 | 30.35 | 1,257.18 | |
| 10E010 | 1200 | 3000 | PURCHASE SERVICES-STUDENT SERV | 293,800.00 | 293,800.00 | 25,392.50 | 39,348.58 | 13.39 | 254,451.42 | |
| 10E010 | 1200 | 3120 | PROFESSIONAL DEV-ADMIN/STUDENT | 5,000.00 | 5,000.00 | -150.00 | 1,369.40 | 27.39 | 3,630.60 | |
| 10E010 | 1200 | 3320 | TRAVEL/WIRELESS SERV-STUDENT S | 2,200.00 | 2,200.00 | 61.13 | 183.39 | 8.34 | 2,016.61 | |
| 10E010 | 1200 | 4100 | SUPPLIES-STUDENT SERVICES | 20,000.00 | 20,000.00 | 515.03 | 3,228.03 | 16.14 | 16,771.97 | |
| 10E010 | 1200 | 4700 | STUDENT SERVICES SOFTWARE | 20,000.00 | 20,000.00 | 1,185.98 | 2,883.80 | 14.42 | 17,116.20 | |
| 10E010 | 1200 | 5000 | EQUIPMENT-STUDENT SERVICES | 10,000.00 | 10,000.00 | 0.00 | 0.00 | 0.00 | 10,000.00 | |
| 10E010 | 1200 | 6400 | MEMBERSHIP-STUDENT SERVICES | 4,000.00 | 4,000.00 | 0.00 | 244.00 | 6.10 | 3,756.00 | |
| 10E010 | 1200 | 7000 | STUDENT SERVICES NON-CAPITAL | 20,000.00 | 20,000.00 | 529.44 | 637.44 | 3.19 | 19,362.56 | |
| 10E | 1200 | ---- | | 702,132.00 | 702,132.00 | 50,548.54 | 148,132.49 | 21.10 | 553,999.51 | |
| 10E010 | 1201 | 1120 | SALARIES-SI TEACHERS | 256,426.00 | 256,426.00 | 23,502.94 | 83,242.61 | 32.46 | 173,183.39 | |
| 10E010 | 1201 | 1140 | SALARIES-SI PARA PROFESSIONALS | 156,126.00 | 156,126.00 | 11,949.91 | 52,324.04 | 33.51 | 103,801.96 | |
| 10E010 | 1201 | 2100 | NEC-SI TEACHERS | 1,524.00 | 1,524.00 | 161.13 | 406.08 | 26.65 | 1,117.92 | |
| 10E010 | 1201 | 2220 | MEDICAL/LIFE INS-SI | 58,828.00 | 58,828.00 | 8,068.03 | 32,410.90 | 55.09 | 26,417.10 | |
| 10E010 | 1201 | 2240 | ETHIS-SI TEACHERS | 2,313.00 | 2,313.00 | 233.32 | 588.04 | 25.42 | 1,724.96 | |
| 10E010 | 1201 | 3120 | PROFESSIONAL DEV- STAFF/STUDEN | 10,000.00 | 10,000.00 | 0.00 | 400.00 | 4.00 | 9,600.00 | |
| 10E | 1201 | ---- | | 485,217.00 | 485,217.00 | 43,915.33 | 169,371.67 | 34.91 | 315,845.33 | |

051

| Account Level | | | 2017-18 | 2017-18 | October 2017-18 | 2017-18 | 2017-18 | 2017-18 |
|---------------|------|------|--------------------------------|-----------------|-----------------|------------------|---------------|--------------------------|
| FDTLOC | FUNC | OBJ | Description | Original Budget | Revised Budget | Monthly Activity | FYTD Activity | FYTD % Budget Dollars No |
| E | | | Expense | | | | | |
| 10 | | | EDUCATION FUND | | | | | |
| 10E010 | 1202 | 1120 | SALARIES-SI 2 TEACHERS | 0.00 | 0.00 | 0.00 | 0.00 | 0.00 |
| 10E010 | 1202 | 1140 | SALARIES-SI 2 PARA PROFESSIONA | 0.00 | 0.00 | 0.00 | 0.00 | 0.00 |
| 10E010 | 1202 | 2100 | NEC-SI 2 TEACHERS | 0.00 | 0.00 | 0.00 | 0.00 | 0.00 |
| 10E010 | 1202 | 2220 | MEDICAL/LIFE INS-SI 2 | 0.00 | 0.00 | 0.00 | 0.00 | 0.00 |
| 10E010 | 1202 | 2240 | ETHIS-SI 2 TEACHERS | 0.00 | 0.00 | 0.00 | 0.00 | 0.00 |
| 10E | 1202 | ---- | | 0.00 | 0.00 | 0.00 | 0.00 | 0.00 |
| 10E010 | 1209 | 1140 | SALARIES-504 PARA-PROFESSIONAL | 0.00 | 0.00 | 0.00 | 0.00 | 0.00 |
| 10E010 | 1209 | 2220 | MEDICAL/LIFE INS-504 PARA PRO | 0.00 | 0.00 | 0.00 | 0.00 | 0.00 |
| 10E | 1209 | ---- | | 0.00 | 0.00 | 0.00 | 0.00 | 0.00 |
| 10E | 120- | ---- | | 1,187,349.00 | 1,187,349.00 | 94,463.87 | 317,504.16 | 26.74 |
| 10E010 | 1210 | 1120 | SALARIES-RESOURCE TEACHERS | 315,103.00 | 315,103.00 | 17,095.46 | 85,250.86 | 27.05 |
| 10E010 | 1210 | 1140 | SALARIES-RESOURCE PARA PROFESS | 139,784.00 | 139,784.00 | 10,091.31 | 35,550.73 | 25.43 |
| 10E010 | 1210 | 2100 | NEC-RESOURCE TEACHERS | 1,873.00 | 1,873.00 | 117.19 | 291.37 | 15.56 |
| 10E010 | 1210 | 2220 | MEDICAL/LIFE INS-RESOURCE | 48,661.00 | 48,661.00 | 5,166.34 | 23,320.73 | 47.92 |
| 10E010 | 1210 | 2240 | ETHIS-RESOURCE TEACHERS | 2,842.00 | 2,842.00 | 169.74 | 422.02 | 14.85 |
| 10E | 1210 | ---- | | 508,263.00 | 508,263.00 | 32,640.04 | 144,835.71 | 28.50 |
| 10E010 | 1214 | 1120 | SALARIES-EARLY CHILDHOOD | 65,027.00 | 65,027.00 | 5,002.06 | 19,771.83 | 30.41 |
| 10E010 | 1214 | 1140 | SALARIES-EC PARA PROFESSIONALS | 31,363.00 | 31,363.00 | 2,301.71 | 7,408.85 | 23.62 |
| 10E010 | 1214 | 2100 | NEC-EARLY CHILDHOOD TEACHER | 387.00 | 387.00 | 34.28 | 85.70 | 22.14 |
| 10E010 | 1214 | 2220 | MEDICAL/LIFE INS-EARLY CHILHDH | 13,236.00 | 13,236.00 | 1,876.21 | 5,576.00 | 42.13 |
| 10E010 | 1214 | 2240 | ETHIS-EARLY CHILDHOOD TEACHERS | 587.00 | 587.00 | 49.66 | 124.15 | 21.15 |
| 10E | 1214 | ---- | | 110,600.00 | 110,600.00 | 9,263.92 | 32,966.53 | 29.81 |
| 10E | 121- | ---- | | 618,863.00 | 618,863.00 | 41,903.96 | 177,802.24 | 28.73 |
| 10E010 | 1223 | 1120 | SALARIES-SPEECH TEACHERS | 240,874.00 | 240,874.00 | 19,762.02 | 78,114.52 | 32.43 |
| 10E010 | 1223 | 2100 | NEC-SPEECH TEACHERS | 1,432.00 | 1,432.00 | 135.48 | 338.70 | 23.65 |
| 10E010 | 1223 | 2150 | TRS FEDERAL | 0.00 | 0.00 | 174.94 | 1,383.13 | 0.00 |
| 10E010 | 1223 | 2220 | MEDICAL/LIFE INS-SPEECH TCHRS | 35,424.00 | 35,424.00 | 2,952.06 | 11,808.18 | 33.33 |
| 10E010 | 1223 | 2240 | ETHIS-SPEECH TEACHERS | 2,173.00 | 2,173.00 | 196.18 | 490.47 | 22.57 |
| 10E | 1223 | ---- | | 279,903.00 | 279,903.00 | 23,220.68 | 92,135.00 | 32.92 |

651

| Account Level | | | 2017-18 | 2017-18 | October 2017-18 | 2017-18 | 2017-18 | 2017-18 |
|---------------|------|------|--------------------------------|-----------------|-----------------|------------------|---------------|--------------------------|
| FDTLOC | FUNC | OBJ | Description | Original Budget | Revised Budget | Monthly Activity | FYTD Activity | FYTD % Budget Dollars No |
| E | | | Expense | | | | | |
| 10 | | | EDUCATION FUND | | | | | |
| 10E | 122- | ---- | | 279,903.00 | 279,903.00 | 23,220.68 | 92,135.00 | 32.92 187,768.00 |
| 10E018 | 1250 | 1020 | SALARY-RTI COORD/DIAGNOSTIC | 68,654.00 | 68,654.00 | 5,281.06 | 13,202.65 | 19.23 55,451.35 |
| 10E018 | 1250 | 2100 | NEC-RTI COORD/DIAGNOSTIC | 408.00 | 408.00 | 36.20 | 90.50 | 22.18 317.50 |
| 10E018 | 1250 | 2220 | MEDICAL/LIFE INS-RTI | 9,495.00 | 9,495.00 | 814.90 | 2,037.24 | 21.46 7,457.76 |
| 10E018 | 1250 | 2240 | ETHIS-RTI COORD/DIAGNOSTIC | 619.00 | 619.00 | 52.44 | 131.09 | 21.18 487.91 |
| 10E018 | 1250 | 4100 | SUPPLIES-RTI | 7,000.00 | 7,000.00 | 989.77 | 989.77 | 14.14 6,010.23 |
| 10E | 1250 | ---- | | 86,176.00 | 86,176.00 | 7,174.37 | 16,451.25 | 19.09 69,724.75 |
| 10E011 | 1251 | 1020 | SALARIES-TITLE I | 19,980.00 | 19,980.00 | 0.00 | 0.00 | 0.00 19,980.00 |
| 10E011 | 1251 | 1140 | SALARY-TITLE I PARA PRO | 15,753.00 | 15,753.00 | 0.00 | 0.00 | 0.00 15,753.00 |
| 10E011 | 1251 | 2100 | NEC-TITLE I | 119.00 | 119.00 | 0.00 | 0.00 | 0.00 119.00 |
| 10E011 | 1251 | 2220 | MEDICAL/LIFE INS-TITLE I | 0.00 | 0.00 | 0.00 | 0.00 | 0.00 0.00 |
| 10E011 | 1251 | 2240 | ETHIS-TITLE I | 180.00 | 180.00 | 0.00 | 0.00 | 0.00 180.00 |
| 10E | 1251 | ---- | | 36,032.00 | 36,032.00 | 0.00 | 0.00 | 0.00 36,032.00 |
| 10E | 125- | ---- | | 122,208.00 | 122,208.00 | 7,174.37 | 16,451.25 | 13.46 105,756.75 |
| 10E | 12-- | ---- | | 2,208,323.00 | 2,208,323.00 | 166,762.88 | 603,892.65 | 27.35 1,604,430.35 |
| 10E038 | 1400 | 4100 | SUPPLIES-CAREER & TECHNICAL ED | 1,264.00 | 1,264.00 | 0.00 | 0.00 | 0.00 1,264.00 |
| 10E | 1400 | ---- | | 1,264.00 | 1,264.00 | 0.00 | 0.00 | 0.00 1,264.00 |
| 10E | 140- | ---- | | 1,264.00 | 1,264.00 | 0.00 | 0.00 | 0.00 1,264.00 |
| 10E | 14-- | ---- | | 1,264.00 | 1,264.00 | 0.00 | 0.00 | 0.00 1,264.00 |
| 10E004 | 1500 | 3190 | ATHLETIC OFFICIAL | 10,500.00 | 10,500.00 | 905.00 | 3,220.00 | 30.67 7,280.00 |
| 10E002 | 1500 | 4100 | SUPPLIES-PHYSICAL EDUCATION/ME | 1,000.00 | 1,000.00 | 0.00 | 0.00 | 0.00 1,000.00 |
| 10E003 | 1500 | 4100 | SUPPLIES-PHYSICAL EDUCATION/MI | 750.00 | 750.00 | 0.00 | 0.00 | 0.00 750.00 |
| 10E004 | 1500 | 4100 | SUPPLIES-PHYSICAL EDUCATION/MJ | 15,000.00 | 15,000.00 | 0.00 | 7,579.61 | 50.53 7,420.39 |
| 10E004 | 1500 | 4110 | SUPPLIES-ATHLETICS/MJH | 10,000.00 | 10,000.00 | 0.00 | 4,457.71 | 44.58 5,542.29 |
| 10E004 | 1500 | 6400 | MEMBERSHIP FEE-ATHLETIC MUSIC | 3,500.00 | 3,500.00 | 578.00 | 1,823.00 | 52.09 1,677.00 |
| 10E | 1500 | ---- | | 40,750.00 | 40,750.00 | 1,483.00 | 17,080.32 | 41.91 23,669.68 |
| 10E | 150- | ---- | | 40,750.00 | 40,750.00 | 1,483.00 | 17,080.32 | 41.91 23,669.68 |

140

| Account Level | | | 2017-18 | 2017-18 | October 2017-18 | 2017-18 | 2017-18 | 2017-18 |
|---------------|------|------|--------------------------------|-----------------|-----------------|------------------|---------------|--------------------------|
| FDTLOC | FUNC | OBJ | Description | Original Budget | Revised Budget | Monthly Activity | FYTD Activity | FYTD % Budget Dollars No |
| E | | | Expense | | | | | |
| 10 | | | EDUCATION FUND | | | | | |
| 10E | 15-- | ---- | | 40,750.00 | 40,750.00 | 1,483.00 | 17,080.32 | 41.91 23,669.68 |
| 10E010 | 1800 | 1100 | SALARIES-ELL TEACHER & AIDE | 0.00 | 0.00 | 0.00 | 0.00 | 0.00 0.00 |
| 10E046 | 1800 | 1100 | SALARIES-ELL TEACHER | 49,119.00 | 49,119.00 | 3,778.40 | 15,524.82 | 31.61 33,594.18 |
| 10E046 | 1800 | 1140 | SALARIES-ELL AIDE | 16,617.00 | 16,617.00 | 1,179.52 | 2,359.03 | 14.20 14,257.97 |
| 10E046 | 1800 | 2100 | NEC-ELL TEACHERS | 292.00 | 292.00 | 25.90 | 64.75 | 22.17 227.25 |
| 10E010 | 1800 | 2220 | MEDICAL/LIFE INS | 0.00 | 0.00 | 0.00 | 0.00 | 0.00 0.00 |
| 10E046 | 1800 | 2220 | MEDICAL/LIFE INS-ELL | 29.00 | 29.00 | 3.64 | 12.73 | 43.90 16.27 |
| 10E046 | 1800 | 2240 | ETHIS-ELL | 443.00 | 443.00 | 37.52 | 93.80 | 21.17 349.20 |
| 10E046 | 1800 | 3320 | TRAVEL-ELL | 250.00 | 250.00 | 0.00 | 0.00 | 0.00 250.00 |
| 10E | 1800 | ---- | | 66,750.00 | 66,750.00 | 5,024.98 | 18,055.13 | 27.05 48,694.87 |
| 10E | 180- | ---- | | 66,750.00 | 66,750.00 | 5,024.98 | 18,055.13 | 27.05 48,694.87 |
| 10E048 | 1850 | 4100 | SUPPLIES-ELL TPI GRANT | 6,500.00 | 6,500.00 | 0.00 | 236.19 | 3.63 6,263.81 |
| 10E | 1850 | ---- | | 6,500.00 | 6,500.00 | 0.00 | 236.19 | 3.63 6,263.81 |
| 10E | 185- | ---- | | 6,500.00 | 6,500.00 | 0.00 | 236.19 | 3.63 6,263.81 |
| 10E | 18-- | ---- | | 73,250.00 | 73,250.00 | 5,024.98 | 18,291.32 | 24.97 54,958.68 |
| 10E | 1--- | ---- | | 9,365,944.00 | 9,365,944.00 | 735,011.98 | 2,795,497.78 | 29.85 6,570,446.22 |
| 10E010 | 2113 | 1000 | SALARIES-SOCIAL WORKER | 198,327.00 | 198,327.00 | 15,255.90 | 59,020.83 | 29.76 139,306.17 |
| 10E010 | 2113 | 2100 | NEC-SOCIAL WORKERS | 1,179.00 | 1,179.00 | 104.58 | 261.44 | 22.17 917.56 |
| 10E010 | 2113 | 2220 | MEDICAL/LIFE INS-SOCIAL WORKER | 40,940.00 | 40,940.00 | 3,638.21 | 12,630.41 | 30.85 28,309.59 |
| 10E010 | 2113 | 2240 | ETHIS-SOCIALWORKERS/PSYCHOLOGI | 1,789.00 | 1,789.00 | 151.46 | 378.66 | 21.17 1,410.34 |
| 10E | 2113 | ---- | | 242,235.00 | 242,235.00 | 19,150.15 | 72,291.34 | 29.84 169,943.66 |
| 10E | 211- | ---- | | 242,235.00 | 242,235.00 | 19,150.15 | 72,291.34 | 29.84 169,943.66 |
| 10E034 | 2130 | 1110 | SALARIES-HEALTH SERVICES COORD | 113,878.00 | 113,878.00 | 8,315.24 | 33,054.21 | 29.03 80,823.79 |
| 10E034 | 2130 | 2220 | MEDICAL/LIFE INS-HEALTH SERV | 19,850.00 | 19,850.00 | 1,627.85 | 6,511.34 | 32.80 13,338.66 |
| 10E002 | 2130 | 4100 | SUPPLIES-HEALTH SERVICES/MES | 2,000.00 | 2,000.00 | 0.00 | 303.90 | 15.20 1,696.10 |
| 10E003 | 2130 | 4100 | SUPPLIES-HEALTH SERVCIES/MIS | 1,500.00 | 1,500.00 | 0.00 | 0.00 | 0.00 1,500.00 |
| 10E004 | 2130 | 4100 | SUPPLIES-HEALTH SERVICES/MJH | 2,000.00 | 2,000.00 | 0.00 | 104.00 | 5.20 1,896.00 |
| 10E | 2130 | ---- | | 139,228.00 | 139,228.00 | 9,943.09 | 39,973.45 | 28.71 99,254.55 |

141

| Account Level | | | 2017-18 | 2017-18 | October 2017-18 | 2017-18 | 2017-18 | 2017-18 |
|---------------|------|------|--------------------------------|-----------------|-----------------|------------------|---------------|--------------------------|
| FDTLOC | FUNC | OBJ | Description | Original Budget | Revised Budget | Monthly Activity | FYTD Activity | FYTD % Budget Dollars No |
| E | | | Expense | | | | | |
| 10 | | | EDUCATION FUND | | | | | |
| 10E | 213- | ---- | | 139,228.00 | 139,228.00 | 9,943.09 | 39,973.45 | 28.71 99,254.55 |
| 10E010 | 2143 | 1120 | SALARIES-SCHOOL PSYCHOLOGIST | 50,079.00 | 50,079.00 | 3,852.24 | 22,800.72 | 45.53 27,278.28 |
| 10E010 | 2143 | 2100 | NEC-SCHOOL PSYCHOLOGIST | 298.00 | 298.00 | 26.40 | 66.00 | 22.15 232.00 |
| 10E010 | 2143 | 2220 | MEDICAL/LIFE INS-PSYCHOLOGISTS | 10,000.00 | 10,000.00 | 691.18 | 4,372.31 | 43.72 5,627.69 |
| 10E010 | 2143 | 2240 | ETHIS-SCHOOL PSYCHOLOGIST | 452.00 | 452.00 | 40.06 | 100.15 | 22.16 351.85 |
| 10E | 2143 | ---- | | 60,829.00 | 60,829.00 | 4,609.88 | 27,339.18 | 44.94 33,489.82 |
| 10E | 214- | ---- | | 60,829.00 | 60,829.00 | 4,609.88 | 27,339.18 | 44.94 33,489.82 |
| 10E013 | 2190 | 1150 | INTERVENTIONIST SALARY | 51,810.00 | 51,810.00 | 11,683.94 | 11,683.94 | 22.55 40,126.06 |
| 10E013 | 2190 | 2100 | NEC - INTERVENTIONIST | 109.00 | 109.00 | 0.00 | 0.00 | 0.00 109.00 |
| 10E013 | 2190 | 2240 | ETHIS - INTERVENTIONIST | 165.00 | 165.00 | 0.00 | 0.00 | 0.00 165.00 |
| 10E | 2190 | ---- | | 52,084.00 | 52,084.00 | 11,683.94 | 11,683.94 | 22.43 40,400.06 |
| 10E | 219- | ---- | | 52,084.00 | 52,084.00 | 11,683.94 | 11,683.94 | 22.43 40,400.06 |
| 10E | 21-- | ---- | | 494,376.00 | 494,376.00 | 45,387.06 | 151,287.91 | 30.60 343,088.09 |
| 10E013 | 2210 | 1100 | SALARIES-TITLE II | 0.00 | 0.00 | 0.00 | 240.00 | 0.00 -240.00 |
| 10E018 | 2210 | 1100 | STIPENDS-CURR IMP INS WORKSHOP | 30,000.00 | 30,000.00 | 146.30 | 14,670.10 | 48.90 15,329.90 |
| 10E005 | 2210 | 1110 | SALARIES-STAFF DEVELOPMENT SUB | 70,000.00 | 70,000.00 | 0.00 | 0.00 | 0.00 70,000.00 |
| 10E013 | 2210 | 2100 | NEC-TITLE II | 0.00 | 0.00 | 0.00 | 1.64 | 0.00 -1.64 |
| 10E018 | 2210 | 2100 | NEC-CURRICULUM DEVELOPMENT | 250.00 | 250.00 | 1.00 | 106.83 | 42.73 143.17 |
| 10E018 | 2210 | 2150 | TRS FEDERAL | 0.00 | 0.00 | 0.00 | 0.00 | 0.00 0.00 |
| 10E018 | 2210 | 2220 | MEDICAL/LIFE INS | 0.00 | 0.00 | 0.00 | 0.00 | 0.00 0.00 |
| 10E013 | 2210 | 2240 | ETHIS-TITLE II | 15.00 | 15.00 | 0.00 | 2.38 | 15.87 12.62 |
| 10E018 | 2210 | 2240 | ETHIS-CURRICULUM DEVELOPMENT | 350.00 | 350.00 | 1.45 | 155.00 | 44.29 195.00 |
| 10E010 | 2210 | 3120 | PURCHASE SERV-SP ED IDEA | 25,000.00 | 25,000.00 | 19,000.00 | 19,000.00 | 76.00 6,000.00 |
| 10E011 | 2210 | 3120 | PURCH SERV/PROF DEV-TITLE I | 15,000.00 | 15,000.00 | 0.00 | 0.00 | 0.00 15,000.00 |
| 10E048 | 2210 | 3120 | PURCH SERVICES-ELL TPI GRANT | 2,500.00 | 2,500.00 | 0.00 | 0.00 | 0.00 2,500.00 |
| 10E013 | 2210 | 3140 | PURCH SERV/PROF DEV-TITLE II | 32,000.00 | 32,000.00 | 0.00 | 199.00 | 0.62 31,801.00 |
| 10E011 | 2210 | 4100 | SUPPLIES-TITLE I | 5,000.00 | 5,000.00 | 0.00 | 0.00 | 0.00 5,000.00 |
| 10E013 | 2210 | 4100 | SUPPLIES-TITLE II | 5,000.00 | 5,000.00 | 0.00 | 0.00 | 0.00 5,000.00 |
| 10E | 2210 | ---- | | 185,115.00 | 185,115.00 | 19,148.75 | 34,374.95 | 18.57 150,740.05 |
| 10E018 | 2211 | 1100 | SALARIES-ASST SUPT OF INSTRUCT | 121,706.00 | 121,706.00 | 9,362.00 | 37,448.00 | 30.77 84,258.00 |

142

| Account Level | | | 2017-18 | 2017-18 | October 2017-18 | 2017-18 | 2017-18 | 2017-18 |
|---------------|------|------|---------------------------------|-----------------|-----------------|------------------|---------------|--------------------------|
| FDTLOC | FUNC | OBJ | Description | Original Budget | Revised Budget | Monthly Activity | FYTD Activity | FYTD % Budget Dollars No |
| E | | | Expense | | | | | |
| 10 | | | EDUCATION FUND | | | | | |
| 10E018 | 2211 | 1150 | SALARIES-CURRICULUM COORD | 41,161.00 | 41,161.00 | 2,920.00 | 11,816.90 | 28.71 29,344.10 |
| 10E018 | 2211 | 2010 | THIS-CURRICULUM ADMINISTRATORS | 1,578.00 | 1,578.00 | 104.86 | 419.44 | 26.58 1,158.56 |
| 10E018 | 2211 | 2100 | NEC BD PD-CURRICULUM ADMINISTR | 776.00 | 776.00 | 54.30 | 217.20 | 27.99 558.80 |
| 10E018 | 2211 | 2110 | TRS/RETIREMENT-CURRICULUM ADMI | 12,037.00 | 12,037.00 | 925.92 | 3,703.68 | 30.77 8,333.32 |
| 10E018 | 2211 | 2220 | MEDICAL/LIFE INS-ASST SUP OFFC | 26,713.00 | 26,713.00 | 2,227.92 | 8,909.88 | 33.35 17,803.12 |
| 10E018 | 2211 | 2240 | ETHIS-CURRICULUM ADMINISTRATOR | 1,177.00 | 1,177.00 | 78.64 | 314.56 | 26.73 862.44 |
| 10E018 | 2211 | 3120 | PROF DEVELOPMENT-CURRICULUM | 22,500.00 | 22,500.00 | 4,878.89 | 5,207.88 | 23.15 17,292.12 |
| 10E018 | 2211 | 3200 | PURCHASE SERVICES-CURR | 2,500.00 | 2,500.00 | 3,750.00 | 10,735.50 | 429.42 -8,235.50 |
| 10E018 | 2211 | 3320 | TRAVEL-CURRICULUM ADMINISTATOR | 1,000.00 | 1,000.00 | 0.00 | 0.00 | 0.00 1,000.00 |
| 10E018 | 2211 | 4100 | SUPPLIES-CURRICULUM DEVELOPMEN | 4,000.00 | 4,000.00 | 218.64 | 846.51 | 21.16 3,153.49 |
| 10E | 2211 | ---- | | 235,148.00 | 235,148.00 | 24,521.17 | 79,619.55 | 33.86 155,528.45 |
| 10E | 221- | ---- | | 420,263.00 | 420,263.00 | 43,669.92 | 113,994.50 | 27.12 306,268.50 |
| 10E004 | 2220 | 4100 | SUPPLIES-LEARNING CENTER/MJH | 250.00 | 250.00 | 0.00 | 90.46 | 36.18 159.54 |
| 10E002 | 2220 | 4300 | BOOKS-LEARNING CENTER/MES | 5,000.00 | 5,000.00 | 611.72 | 611.72 | 12.23 4,388.28 |
| 10E003 | 2220 | 4300 | BOOKS-LEARNING CENTER/MIS | 550.00 | 550.00 | 0.00 | 0.00 | 0.00 550.00 |
| 10E004 | 2220 | 4300 | BOOKS-LEARNING CENTER/MJH | 1,500.00 | 1,500.00 | 537.91 | 537.91 | 35.86 962.09 |
| 10E005 | 2220 | 4310 | SUPPLIES-LIBRARY GRANT SOFTWARE | 1,500.00 | 1,500.00 | 0.00 | 0.00 | 0.00 1,500.00 |
| 10E | 2220 | ---- | | 8,800.00 | 8,800.00 | 1,149.63 | 1,240.09 | 14.09 7,559.91 |
| 10E002 | 2223 | 4100 | SUPPLIES-LEARNING CENTER/MES | 1,500.00 | 1,500.00 | 175.76 | 186.17 | 12.41 1,313.83 |
| 10E003 | 2223 | 4100 | SUPPLIES-LEARNINC CENTER/MIS | 1,250.00 | 1,250.00 | 10.00 | 10.00 | 0.80 1,240.00 |
| 10E | 2223 | ---- | | 2,750.00 | 2,750.00 | 185.76 | 196.17 | 7.13 2,553.83 |
| 10E | 222- | ---- | | 11,550.00 | 11,550.00 | 1,335.39 | 1,436.26 | 12.44 10,113.74 |
| 10E010 | 2230 | 4100 | TESTING AND ASSESSMENT/STUDENT | 7,000.00 | 7,000.00 | 21.50 | 1,632.79 | 23.33 5,367.21 |
| 10E018 | 2230 | 4100 | TESTING MATERIALS-DISTRICT | 500.00 | 500.00 | 0.00 | 0.00 | 0.00 500.00 |
| 10E | 2230 | ---- | | 7,500.00 | 7,500.00 | 21.50 | 1,632.79 | 21.77 5,867.21 |
| 10E | 223- | ---- | | 7,500.00 | 7,500.00 | 21.50 | 1,632.79 | 21.77 5,867.21 |
| 10E | 22-- | ---- | | 439,313.00 | 439,313.00 | 45,026.81 | 117,063.55 | 26.65 322,249.45 |
| 10E020 | 2310 | 3150 | ADMINISTRATIVE FEES | 0.00 | 0.00 | 276.00 | 276.00 | 0.00 -276.00 |
| 10E020 | 2310 | 3170 | DISTRICT AUDIT | 23,500.00 | 23,500.00 | 0.00 | 10,500.00 | 44.68 13,000.00 |

143

| Account Level | | | 2017-18 | 2017-18 | October 2017-18 | 2017-18 | 2017-18 | 2017-18 |
|---------------|------|------|--------------------------------|-----------------|-----------------|------------------|---------------|--------------------------|
| FDTLOC | FUNC | OBJ | Description | Original Budget | Revised Budget | Monthly Activity | FYTD Activity | FYTD % Budget Dollars No |
| E | | | Expense | | | | | |
| 10 | | | EDUCATION FUND | | | | | |
| 10E020 | 2310 | 3180 | DISTRICT LEGAL SERVICES | 60,000.00 | 50,000.00 | 4,748.90 | 27,900.71 | 55.80 22,099.29 |
| 10E020 | 2310 | 3190 | BOARD PUBLIC RELATIONS | 15,000.00 | 15,000.00 | 0.00 | 0.00 | 0.00 15,000.00 |
| 10E020 | 2310 | 3320 | BOARD OF EDUCATION EXPENSES | 10,000.00 | 20,000.00 | 7,177.35 | 10,274.19 | 51.37 9,725.81 |
| 10E020 | 2310 | 6400 | DISTRICT ASSOC MEMBERSHIPS | 10,000.00 | 10,000.00 | 0.00 | 7,105.01 | 71.05 2,894.99 |
| 10E | 2310 | ---- | | 118,500.00 | 118,500.00 | 12,202.25 | 56,055.91 | 47.30 62,444.09 |
| 10E020 | 2312 | 1200 | SALARIES-BOARD RECORDING SECRE | 2,000.00 | 2,000.00 | 146.76 | 618.27 | 30.91 1,381.73 |
| 10E | 2312 | ---- | | 2,000.00 | 2,000.00 | 146.76 | 618.27 | 30.91 1,381.73 |
| 10E020 | 2319 | 3000 | PURCHASE SERVICE-BOARD OF EDUC | 5,000.00 | 5,000.00 | 625.00 | 3,656.62 | 73.13 1,343.38 |
| 10E021 | 2319 | 3500 | SPECIAL DISTRICT SERVICES | 2,500.00 | 2,500.00 | 0.00 | 0.00 | 0.00 2,500.00 |
| 10E020 | 2319 | 3800 | EDUCATION FUND LIABILITY INSUR | 0.00 | 0.00 | -469.00 | 4,997.00 | 0.00 -4,997.00 |
| 10E021 | 2319 | 4100 | SUPPLIES-BOARD OF EDUCATION | 22,500.00 | 22,500.00 | 87.48 | 15,745.45 | 69.98 6,754.55 |
| 10E | 2319 | ---- | | 30,000.00 | 30,000.00 | 243.48 | 24,399.07 | 81.33 5,600.93 |
| 10E | 231- | ---- | | 150,500.00 | 150,500.00 | 12,592.49 | 81,073.25 | 53.87 69,426.75 |
| 10E021 | 2320 | 1110 | SALARY-SUPERINTENDENT | 198,000.00 | 198,000.00 | 15,230.76 | 60,923.04 | 30.77 137,076.96 |
| 10E021 | 2320 | 1120 | SALARIES-SUPERINTENDENT SECRET | 50,877.00 | 50,877.00 | 3,913.60 | 15,801.16 | 31.06 35,075.84 |
| 10E021 | 2320 | 1150 | SALARIES-DISTRICT RECEPTIONIST | 16,474.00 | 16,474.00 | 1,267.20 | 5,095.05 | 30.93 11,378.95 |
| 10E021 | 2320 | 1390 | OVERTIME-DISTRICT OFFICE | 4,500.00 | 4,500.00 | 0.00 | 388.50 | 8.63 4,111.50 |
| 10E021 | 2320 | 2010 | THIS-SUPERINTENDENT | 2,584.00 | 2,584.00 | 171.80 | 687.20 | 26.59 1,896.80 |
| 10E021 | 2320 | 2100 | NEC-SUPERINTENDENT | 1,270.00 | 1,270.00 | 88.96 | 355.84 | 28.02 914.16 |
| 10E021 | 2320 | 2110 | TRS/RETIREMENT-SUPERINTENDENT | 19,711.00 | 19,711.00 | 1,625.40 | 6,501.60 | 32.98 13,209.40 |
| 10E021 | 2320 | 2220 | MEDICAL/LIFE INS-SUPT OFFICE | 46,408.00 | 46,408.00 | 3,793.08 | 15,054.25 | 32.44 31,353.75 |
| 10E021 | 2320 | 2240 | ETHIS-SUPERINTENDENT | 1,927.00 | 1,927.00 | 128.84 | 515.36 | 26.74 1,411.64 |
| 10E021 | 2320 | 3120 | PROFESSIONAL DEVELOPMENT-DO AD | 2,500.00 | 2,500.00 | 0.00 | 400.00 | 16.00 2,100.00 |
| 10E | 2320 | ---- | | 344,251.00 | 344,251.00 | 26,219.64 | 105,722.00 | 30.71 238,529.00 |
| 10E021 | 2321 | 3110 | SUPT PROF MEETINGS/SEMINARS | 2,500.00 | 2,500.00 | 163.95 | 918.90 | 36.76 1,581.10 |
| 10E021 | 2321 | 3320 | TRAVEL-SUPERINTENDENT | 4,000.00 | 4,000.00 | 0.00 | 0.00 | 0.00 4,000.00 |
| 10E021 | 2321 | 4100 | SUPPLIES-SUPERINTENDENTS OFFIC | 2,500.00 | 2,500.00 | 47.65 | 280.41 | 11.22 2,219.59 |
| 10E021 | 2321 | 4110 | SUPPLIES-DISTRICT OFFICE | 5,000.00 | 5,000.00 | 247.73 | 880.95 | 17.62 4,119.05 |
| 10E021 | 2321 | 4400 | SUBSCRIPTIONS-SUPERINTENDENT O | 250.00 | 250.00 | 0.00 | 0.00 | 0.00 250.00 |
| 10E021 | 2321 | 7000 | NON-CAPITAL EQUIP-DISTRICT OFF | 1,000.00 | 1,000.00 | 0.00 | 960.00 | 96.00 40.00 |
| 10E | 2321 | ---- | | 15,250.00 | 15,250.00 | 459.33 | 3,040.26 | 19.94 12,209.74 |

144

| Account Level | | | 2017-18 | 2017-18 | October 2017-18 | 2017-18 | 2017-18 | 2017-18 |
|---------------|------|------|--------------------------------|-----------------|-----------------|------------------|---------------|--------------------------|
| FDTLOC | FUNC | OBJ | Description | Original Budget | Revised Budget | Monthly Activity | FYTD Activity | FYTD % Budget Dollars No |
| E | | | Expense | | | | | |
| 10 | | | EDUCATION FUND | | | | | |
| 10E | 232- | ---- | | 359,501.00 | 359,501.00 | 26,678.97 | 108,762.26 | 30.25 250,738.74 |
| 10E030 | 2362 | 3800 | WORKERS' COMP INS | 0.00 | 0.00 | 0.00 | 0.00 | 0.00 0.00 |
| 10E | 2362 | ---- | | 0.00 | 0.00 | 0.00 | 0.00 | 0.00 0.00 |
| 10E | 236- | ---- | | 0.00 | 0.00 | 0.00 | 0.00 | 0.00 0.00 |
| 10E | 23-- | ---- | | 510,001.00 | 510,001.00 | 39,271.46 | 189,835.51 | 37.22 320,165.49 |
| 10E005 | 2410 | 1140 | SALARIES-ASSISTANT PRINCIPALS | 155,408.00 | 155,408.00 | 11,954.46 | 47,817.84 | 30.77 107,590.16 |
| 10E005 | 2410 | 1150 | SALARIES-PRINCIPAL SECRETARIES | 226,881.00 | 226,881.00 | 16,840.02 | 60,941.86 | 26.86 165,939.14 |
| 10E005 | 2410 | 1180 | SALARIES-PRINCIPALS | 292,791.00 | 292,791.00 | 22,522.38 | 90,089.52 | 30.77 202,701.48 |
| 10E005 | 2410 | 1250 | SALARIES-SUBSTITUTE TEACHER CO | 7,000.00 | 7,000.00 | 0.00 | 0.00 | 0.00 7,000.00 |
| 10E005 | 2410 | 2010 | THIS BD PD-PRINCIPALS,ASST PRI | 5,812.00 | 5,812.00 | 386.14 | 1,428.24 | 24.57 4,383.76 |
| 10E005 | 2410 | 2100 | NEC-PRINCIPALS, ASST PRINCIPAL | 2,857.00 | 2,857.00 | 199.98 | 754.74 | 26.42 2,102.26 |
| 10E005 | 2410 | 2110 | TRS/RETIREMENT-PRINCIPALS,ASST | 44,327.00 | 44,327.00 | 3,409.78 | 12,612.08 | 28.45 31,714.92 |
| 10E005 | 2410 | 2220 | MED/LIFE INS-BUILDINGS | 187,518.00 | 187,518.00 | 17,497.34 | 78,457.39 | 41.84 109,060.61 |
| 10E005 | 2410 | 2240 | ETHIS-PRINCIPAL, ASST PRINCIPA | 4,334.00 | 4,334.00 | 289.60 | 1,092.97 | 25.22 3,241.03 |
| 10E002 | 2410 | 3120 | PROFESSIONAL DEV-ADMIN/MES | 5,000.00 | 5,000.00 | 0.00 | 0.00 | 0.00 5,000.00 |
| 10E003 | 2410 | 3120 | PROFESSIONAL DEV-ADMIN/MIS | 2,500.00 | 2,500.00 | 0.00 | 0.00 | 0.00 2,500.00 |
| 10E004 | 2410 | 3120 | PROFESSIONAL DEV-ADMIN/MJH | 5,000.00 | 5,000.00 | 1,247.10 | 1,467.10 | 29.34 3,532.90 |
| 10E002 | 2410 | 3320 | TRAVEL/WIRELESS SERV-BLDG ADMI | 2,500.00 | 2,500.00 | 76.60 | 280.32 | 11.21 2,219.68 |
| 10E003 | 2410 | 3320 | TRAVEL/WIRELESS SERV-BLDG ADMI | 1,000.00 | 1,000.00 | 62.27 | 186.81 | 18.68 813.19 |
| 10E004 | 2410 | 3320 | TRAVEL/WIRELESS SERV-BLDG ADMI | 2,500.00 | 2,500.00 | 253.83 | 501.04 | 20.04 1,998.96 |
| 10E004 | 2410 | 3400 | POSTAGE-MJH | 1,850.00 | 1,850.00 | 129.00 | 634.50 | 34.30 1,215.50 |
| 10E002 | 2410 | 4100 | SUPPLIES-ADMINISTRATIVE/MES | 2,500.00 | 2,500.00 | 306.54 | 714.95 | 28.60 1,785.05 |
| 10E003 | 2410 | 4100 | SUPPLIES-ADMINISTRATIVE/MIS | 750.00 | 750.00 | 0.00 | 0.00 | 0.00 750.00 |
| 10E004 | 2410 | 4100 | SUPPLIES-ADMINISTRATIVE/MJH | 1,500.00 | 1,500.00 | 0.00 | 635.16 | 42.34 864.84 |
| 10E002 | 2410 | 6400 | PROF ASSOC FEES STAFF-MES | 665.00 | 665.00 | 0.00 | 665.00 | 100.00 0.00 |
| 10E003 | 2410 | 6400 | PROF ASSOC FEES STAFF-MIS | 500.00 | 500.00 | 0.00 | 0.00 | 0.00 500.00 |
| 10E004 | 2410 | 6400 | PROF ASSOC FEES STAFF-MJH | 760.00 | 760.00 | 0.00 | 0.00 | 0.00 760.00 |
| 10E002 | 2410 | 7000 | NON-CAPITAL EQUIP-ADMIN MES | 750.00 | 750.00 | 0.00 | 179.98 | 24.00 570.02 |
| 10E003 | 2410 | 7000 | NON-CAPITAL EQUIP-ADMIN MIS | 550.00 | 550.00 | 0.00 | 0.00 | 0.00 550.00 |
| 10E004 | 2410 | 7000 | NON-CAPITAL EQUIP-ADMIN MJH | 14,000.00 | 14,000.00 | 0.00 | 0.00 | 0.00 14,000.00 |
| 10E | 2410 | ---- | | 969,253.00 | 969,253.00 | 75,175.04 | 298,459.50 | 30.79 670,793.50 |

| Account Level | | | 2017-18 | 2017-18 | October 2017-18 | 2017-18 | 2017-18 | 2017-18 |
|---------------|------|------|--------------------------------|-----------------|-----------------|------------------|---------------|--------------------------|
| FDTLOC | FUNC | OBJ | Description | Original Budget | Revised Budget | Monthly Activity | FYTD Activity | FYTD % Budget Dollars No |
| E | | | Expense | | | | | |
| 10 | | | EDUCATION FUND | | | | | |
| 10E | 241- | ---- | | 969,253.00 | 969,253.00 | 75,175.04 | 298,459.50 | 30.79 670,793.50 |
| 10E | 24-- | ---- | | 969,253.00 | 969,253.00 | 75,175.04 | 298,459.50 | 30.79 670,793.50 |
| 10E030 | 2510 | 1110 | SALARIES-ASST SUPT OF BUSINESS | 36,667.00 | 36,667.00 | 3,196.92 | 11,827.69 | 32.26 24,839.31 |
| 10E030 | 2510 | 1150 | SALARIES-ASST SUPT OF BUS SECR | 15,036.00 | 15,036.00 | 1,066.88 | 4,515.12 | 30.03 10,520.88 |
| 10E030 | 2510 | 2010 | THIS BD PD-ASST SUPT OF BUSINE | 475.00 | 475.00 | 32.22 | 128.87 | 27.13 346.13 |
| 10E030 | 2510 | 2100 | NEC-ASSISTANT SUPT OF BUSINESS | 234.00 | 234.00 | 16.68 | 66.74 | 28.52 167.26 |
| 10E030 | 2510 | 2110 | TRS/RETIREMENT-ASST SUPT OF BU | 3,626.00 | 3,626.00 | 284.54 | 1,138.14 | 31.39 2,487.86 |
| 10E030 | 2510 | 2220 | MEDICAL/LIFE INS-CSBO OFFICE | 10,421.00 | 10,421.00 | 1,162.01 | 4,076.78 | 39.12 6,344.22 |
| 10E030 | 2510 | 2240 | ETHIS-ASSISTANT SUPT OF BUSINE | 355.00 | 355.00 | 24.16 | 96.66 | 27.23 258.34 |
| 10E030 | 2510 | 3120 | PROFESSIONAL DEV-ADMIN/BUS OFF | 4,000.00 | 4,000.00 | 0.00 | 1,596.51 | 39.91 2,403.49 |
| 10E030 | 2510 | 3320 | TRAVEL-BUSINESS OFFICE | 1,500.00 | 1,500.00 | 30.00 | 30.00 | 2.00 1,470.00 |
| 10E030 | 2510 | 4100 | SUPPLIES-BUSINESS OFFICE | 1,500.00 | 1,500.00 | 0.00 | 236.50 | 15.77 1,263.50 |
| 10E | 2510 | ---- | | 73,814.00 | 73,814.00 | 5,813.41 | 23,713.01 | 32.13 50,100.99 |
| 10E | 251- | ---- | | 73,814.00 | 73,814.00 | 5,813.41 | 23,713.01 | 32.13 50,100.99 |
| 10E030 | 2525 | 1150 | SALARIES-ACCT COORD/PAYROLL CL | 82,683.00 | 82,683.00 | 6,160.00 | 24,909.40 | 30.13 57,773.60 |
| 10E030 | 2525 | 2220 | MEDICAL/LIFE INS-BUSINESS OFFC | 19,770.00 | 19,770.00 | 1,621.08 | 6,484.26 | 32.80 13,285.74 |
| 10E030 | 2525 | 3170 | CREDIT CARD FEES/BANK FEES | 20,000.00 | 20,000.00 | 976.03 | 16,114.83 | 80.57 3,885.17 |
| 10E030 | 2525 | 4100 | SUPPLIES-FISCAL SERVICES | 1,000.00 | 1,000.00 | 0.00 | 0.00 | 0.00 1,000.00 |
| 10E | 2525 | ---- | | 123,453.00 | 123,453.00 | 8,757.11 | 47,508.49 | 38.48 75,944.51 |
| 10E | 252- | ---- | | 123,453.00 | 123,453.00 | 8,757.11 | 47,508.49 | 38.48 75,944.51 |
| 10E030 | 2544 | 3100 | EQUIPMENT MAINTENANCE | 30,000.00 | 30,000.00 | 4,068.04 | 5,987.10 | 19.96 24,012.90 |
| 10E | 2544 | ---- | | 30,000.00 | 30,000.00 | 4,068.04 | 5,987.10 | 19.96 24,012.90 |
| 10E005 | 2546 | 4100 | SUPPLIES-CRISIS COMMITTEE | 500.00 | 500.00 | 0.00 | 0.00 | 0.00 500.00 |
| 10E | 2546 | ---- | | 500.00 | 500.00 | 0.00 | 0.00 | 0.00 500.00 |
| 10E | 254- | ---- | | 30,500.00 | 30,500.00 | 4,068.04 | 5,987.10 | 19.63 24,512.90 |
| 10E033 | 2561 | 1110 | SALARIES-FOOD SERVICE DIRECTOR | 47,658.00 | 47,658.00 | 3,666.04 | 14,664.16 | 30.77 32,993.84 |
| 10E033 | 2561 | 2220 | MEDICAL/LIFE INS-FOOD SERVICE | 17,938.00 | 17,938.00 | 1,413.71 | 5,569.62 | 31.05 12,368.38 |
| 10E | 2561 | ---- | | 65,596.00 | 65,596.00 | 5,079.75 | 20,233.78 | 30.85 45,362.22 |

146

| Account Level | | | 2017-18 | 2017-18 | October 2017-18 | 2017-18 | 2017-18 | 2017-18 |
|---------------|------|------|--------------------------------|-----------------|-----------------|------------------|---------------|--------------------------|
| FDTLOC | FUNC | OBJ | Description | Original Budget | Revised Budget | Monthly Activity | FYTD Activity | FYTD % Budget Dollars No |
| E | | | Expense | | | | | |
| 10 | | | EDUCATION FUND | | | | | |
| 10E033 | 2562 | 1180 | SALARIES-FOOD SERVICE | 137,281.00 | 137,281.00 | 12,208.80 | 23,041.52 | 16.78 114,239.48 |
| 10E033 | 2562 | 3100 | PURCHASE SERV-REPAIR EQUIP/FOO | 100.00 | 100.00 | 0.00 | 0.00 | 0.00 100.00 |
| 10E033 | 2562 | 3120 | PROF DEVELOPMENT-FOOD SERVICE | 2,500.00 | 2,500.00 | 0.00 | 606.51 | 24.26 1,893.49 |
| 10E033 | 2562 | 3150 | DELIVERY CHARGE-FOOD SERVICE | 3,000.00 | 3,000.00 | 380.91 | 762.13 | 25.40 2,237.87 |
| 10E033 | 2562 | 4100 | NON-FOOD SUPPLIES-FOOD SERVICE | 7,000.00 | 7,000.00 | 1,171.96 | 3,564.01 | 50.91 3,435.99 |
| 10E033 | 2562 | 4110 | GENERAL FOOD-FOOD SERVICE | 85,000.00 | 85,000.00 | 9,146.11 | 20,963.28 | 24.66 64,036.72 |
| 10E033 | 2562 | 4120 | SHOE REIMBURSEMENT-FOOD SERVIC | 400.00 | 400.00 | 50.00 | 94.87 | 23.72 305.13 |
| 10E033 | 2562 | 4130 | MILK- FOOD SERVICE | 25,000.00 | 25,000.00 | 1,741.86 | 2,859.11 | 11.44 22,140.89 |
| 10E033 | 2562 | 6900 | STUDENT FOOD REFUNDS-FOOD SERV | 1,000.00 | 1,000.00 | 0.00 | 21.40 | 2.14 978.60 |
| 10E | 2562 | ---- | | 261,281.00 | 261,281.00 | 24,699.64 | 51,912.83 | 19.87 209,368.17 |
| 10E | 256- | ---- | | 326,877.00 | 326,877.00 | 29,779.39 | 72,146.61 | 22.07 254,730.39 |
| 10E | 25-- | ---- | | 554,644.00 | 554,644.00 | 48,417.95 | 149,355.21 | 26.93 405,288.79 |
| 10E030 | 2630 | 3200 | TELEPHONE & COPIER LEASED MAIN | 40,000.00 | 40,000.00 | 3,285.52 | 13,142.08 | 32.86 26,857.92 |
| 10E030 | 2630 | 3400 | POSTAGE/DISTRICT MAILINGS | 5,000.00 | 5,000.00 | 1,562.89 | 1,790.39 | 35.81 3,209.61 |
| 10E | 2630 | ---- | | 45,000.00 | 45,000.00 | 4,848.41 | 14,932.47 | 33.18 30,067.53 |
| 10E | 263- | ---- | | 45,000.00 | 45,000.00 | 4,848.41 | 14,932.47 | 33.18 30,067.53 |
| 10E030 | 2643 | 3180 | EMPLOYEE CRIMINAL BACKGROUND C | 1,000.00 | 1,000.00 | 81.00 | 351.00 | 35.10 649.00 |
| 10E | 2643 | ---- | | 1,000.00 | 1,000.00 | 81.00 | 351.00 | 35.10 649.00 |
| 10E | 264- | ---- | | 1,000.00 | 1,000.00 | 81.00 | 351.00 | 35.10 649.00 |
| 10E005 | 2660 | 1110 | SALARIES-NETWORK ADMIN & ASSIS | 147,025.00 | 147,025.00 | 10,986.26 | 49,902.79 | 33.94 97,122.21 |
| 10E005 | 2660 | 2220 | MEDICAL/LIFE INS-TECH DEPT | 43,165.00 | 43,165.00 | 4,261.72 | 14,325.15 | 33.19 28,839.85 |
| 10E005 | 2660 | 2310 | PROFESSIONAL DEVELOPMENT-COMP | 3,000.00 | 3,000.00 | 0.00 | 66.02 | 2.20 2,933.98 |
| 10E005 | 2660 | 3100 | SERVICES-NETWORK RELATED | 15,000.00 | 15,000.00 | 100.00 | 947.34 | 6.32 14,052.66 |
| 10E005 | 2660 | 3120 | PROF DEVELOPMENT-NETWORK ADM | 2,500.00 | 2,500.00 | 0.00 | 0.00 | 0.00 2,500.00 |
| 10E005 | 2660 | 3250 | COMPUTER LEASING | 216,000.00 | 216,000.00 | 0.00 | 215,779.55 | 99.90 220.45 |
| 10E005 | 2660 | 4100 | SUPPLIES-COMPUTER TECH | 50,000.00 | 50,000.00 | 2,066.69 | 4,869.44 | 9.74 45,130.56 |
| 10E005 | 2660 | 5500 | EQUIPMENT-COMPUTER TECH | 0.00 | 0.00 | 0.00 | 0.00 | 0.00 0.00 |
| 10E005 | 2660 | 7000 | NON-CAPITAL EQUIP-COMPUTER TEC | 25,000.00 | 25,000.00 | 0.00 | 0.00 | 0.00 25,000.00 |
| 10E | 2660 | ---- | | 501,690.00 | 501,690.00 | 17,414.67 | 285,890.29 | 56.99 215,799.71 |

| Account Level | | | 2017-18 | 2017-18 | October 2017-18 | 2017-18 | 2017-18 | 2017-18 |
|---------------|------|------|--------------------------------|-----------------|-----------------|------------------|---------------|--------------------------|
| FDTLOC | FUNC | OBJ | Description | Original Budget | Revised Budget | Monthly Activity | FYTD Activity | FYTD % Budget Dollars No |
| E | | | Expense | | | | | |
| 10 | | | EDUCATION FUND | | | | | |
| 10E | 266- | ---- | | 501,690.00 | 501,690.00 | 17,414.67 | 285,890.29 | 56.99 215,799.71 |
| 10E | 26-- | ---- | | 547,690.00 | 547,690.00 | 22,344.08 | 301,173.76 | 54.99 246,516.24 |
| 10E004 | 2900 | 4000 | YEARBOOKS/GRADUATION-MJHS | 1,600.00 | 1,600.00 | 0.00 | 1,620.00 | 101.25 -20.00 |
| 10E | 2900 | ---- | | 1,600.00 | 1,600.00 | 0.00 | 1,620.00 | 101.25 -20.00 |
| 10E | 290- | ---- | | 1,600.00 | 1,600.00 | 0.00 | 1,620.00 | 101.25 -20.00 |
| 10E | 29-- | ---- | | 1,600.00 | 1,600.00 | 0.00 | 1,620.00 | 101.25 -20.00 |
| 10E | 2--- | ---- | | 3,516,877.00 | 3,516,877.00 | 275,622.40 | 1,208,795.44 | 34.37 2,308,081.56 |
| 10E010 | 3000 | 1120 | SALARIES-IDEA NON-PUBLIC | 26,021.00 | 26,021.00 | 0.00 | 0.00 | 0.00 26,021.00 |
| 10E010 | 3000 | 2150 | TRS FEDERAL-IDEA NON-PUBLIC | 2,923.00 | 2,923.00 | 0.00 | 0.00 | 0.00 2,923.00 |
| 10E013 | 3000 | 3140 | COMMUNITY SERVICES-TITLE II | 2,500.00 | 2,500.00 | 0.00 | 0.00 | 0.00 2,500.00 |
| 10E | 3000 | ---- | | 31,444.00 | 31,444.00 | 0.00 | 0.00 | 0.00 31,444.00 |
| 10E | 300- | ---- | | 31,444.00 | 31,444.00 | 0.00 | 0.00 | 0.00 31,444.00 |
| 10E | 30-- | ---- | | 31,444.00 | 31,444.00 | 0.00 | 0.00 | 0.00 31,444.00 |
| 10E | 3--- | ---- | | 31,444.00 | 31,444.00 | 0.00 | 0.00 | 0.00 31,444.00 |
| 10E010 | 4120 | 3110 | ADMINISTRATIVE SUPPORT COSTS | 22,027.00 | 22,027.00 | 0.00 | 11,013.50 | 50.00 11,013.50 |
| 10E | 4120 | ---- | | 22,027.00 | 22,027.00 | 0.00 | 11,013.50 | 50.00 11,013.50 |
| 10E010 | 4121 | 3000 | ESY SPEECH | 1,514.00 | 1,514.00 | 0.00 | 4,592.13 | 303.31 -3,078.13 |
| 10E010 | 4121 | 3010 | ESY OCCUPATIONAL THERAPY | 1,888.00 | 1,888.00 | 0.00 | 1,075.68 | 56.97 812.32 |
| 10E010 | 4121 | 3020 | ESY PHYSICAL THERAPY | 288.00 | 288.00 | 0.00 | 209.37 | 72.70 78.63 |
| 10E010 | 4121 | 3050 | ESY SPECIALIZED INSTRUCTION | 14,762.00 | 14,762.00 | 0.00 | 15,217.92 | 103.09 -455.92 |
| 10E010 | 4121 | 3060 | ESY EARLY CHILDHOOD | 3,424.00 | 3,424.00 | 0.00 | 0.00 | 0.00 3,424.00 |
| 10E010 | 4121 | 3070 | ESY MULTI-NEEDS/AUTISM | 29,295.00 | 29,295.00 | 0.00 | 32,860.92 | 112.17 -3,565.92 |
| 10E010 | 4121 | 3080 | ESY 843 SPECIAL PROGRAMS | 13,039.00 | 13,039.00 | 0.00 | 6,035.03 | 46.28 7,003.97 |
| 10E010 | 4121 | 3100 | NOT IN USE-ESY EARLY CHILDHOOD | 0.00 | 0.00 | 0.00 | 5,454.28 | 0.00 -5,454.28 |
| 10E010 | 4121 | 3120 | NOT IN USE-ESY 1:1 AIDES | 6,400.00 | 6,400.00 | 0.00 | 4,204.26 | 65.69 2,195.74 |
| 10E010 | 4121 | 3130 | NOT IN USE-ESY SELF PROGRAM | 0.00 | 0.00 | 0.00 | 5,595.03 | 0.00 -5,595.03 |

148

| Account Level | | | 2017-18 | 2017-18 | October 2017-18 | 2017-18 | 2017-18 | 2017-18 |
|---------------|------|------|----------------------------|-----------------|-----------------|------------------|---------------|--------------------------|
| FDTLOC | FUNC | OBJ | Description | Original Budget | Revised Budget | Monthly Activity | FYTD Activity | FYTD % Budget Dollars No |
| E | | | Expense | | | | | |
| 10 | | | EDUCATION FUND | | | | | |
| 10E | 4121 | ---- | | 70,610.00 | 70,610.00 | 0.00 | 75,244.62 | 106.56 -4,634.62 |
| 10E010 | 4122 | 3040 | MULTI-NEEDS/AUTISM PROGRAM | 519,148.00 | 519,148.00 | 0.00 | 223,349.90 | 43.02 295,798.10 |
| 10E010 | 4122 | 3050 | SCII PROGRAM | 245,832.00 | 245,832.00 | 0.00 | 120,847.90 | 49.16 124,984.10 |
| 10E010 | 4122 | 3070 | SELF PROGRAM | 130,068.00 | 130,068.00 | 0.00 | 58,478.70 | 44.96 71,589.30 |
| 10E | 4122 | ---- | | 895,048.00 | 895,048.00 | 0.00 | 402,676.50 | 44.99 492,371.50 |
| 10E010 | 4123 | 3000 | HEARING ITINERANT | 3,849.00 | 3,849.00 | 0.00 | 1,923.60 | 49.98 1,925.40 |
| 10E010 | 4123 | 3010 | VISION ITINERANT | 32,563.00 | 32,563.00 | 0.00 | 16,269.80 | 49.96 16,293.20 |
| 10E010 | 4123 | 3030 | ORIENTATION AND MOBILITY | 1,327.00 | 1,327.00 | 0.00 | 662.90 | 49.95 664.10 |
| 10E010 | 4123 | 3040 | OCCUPATIONAL THERAPY | 32,421.00 | 32,421.00 | 0.00 | 16,240.40 | 50.09 16,180.60 |
| 10E010 | 4123 | 3050 | PHYSICAL THERAPY | 15,388.00 | 15,388.00 | 0.00 | 8,801.30 | 57.20 6,586.70 |
| 10E | 4123 | ---- | | 85,548.00 | 85,548.00 | 0.00 | 43,898.00 | 51.31 41,650.00 |
| 10E010 | 4124 | 3010 | 1:1 AIDES/CONTRACTED STAFF | 114,977.00 | 114,977.00 | 0.00 | 67,336.70 | 58.57 47,640.30 |
| 10E010 | 4124 | 3030 | ASSISTIVE TECHNOLOGY | 1,577.00 | 1,577.00 | 0.00 | 0.00 | 0.00 1,577.00 |
| 10E | 4124 | ---- | | 116,554.00 | 116,554.00 | 0.00 | 67,336.70 | 57.77 49,217.30 |
| 10E | 412- | ---- | | 1,189,787.00 | 1,189,787.00 | 0.00 | 600,169.32 | 50.44 589,617.68 |
| 10E | 41-- | ---- | | 1,189,787.00 | 1,189,787.00 | 0.00 | 600,169.32 | 50.44 589,617.68 |
| 10E010 | 4220 | 6780 | PRIVATE FACILITY TUITION | 306,300.00 | 306,300.00 | 32,055.61 | 83,852.99 | 27.38 222,447.01 |
| 10E | 4220 | ---- | | 306,300.00 | 306,300.00 | 32,055.61 | 83,852.99 | 27.38 222,447.01 |
| 10E | 422- | ---- | | 306,300.00 | 306,300.00 | 32,055.61 | 83,852.99 | 27.38 222,447.01 |
| 10E | 42-- | ---- | | 306,300.00 | 306,300.00 | 32,055.61 | 83,852.99 | 27.38 222,447.01 |
| 10E | 4--- | ---- | | 1,496,087.00 | 1,496,087.00 | 32,055.61 | 684,022.31 | 45.72 812,064.69 |
| 10E | ---- | ---- | | 14,410,352.00 | 14,410,352.00 | 1,042,689.99 | 4,688,315.53 | 32.53 9,722,036.47 |
| 1-E | ---- | ---- | | 14,410,352.00 | 14,410,352.00 | 1,042,689.99 | 4,688,315.53 | 32.53 9,722,036.47 |

149

| Account Level | | | 2017-18 | 2017-18 | October 2017-18 | 2017-18 | 2017-18 | 2017-18 |
|---------------|------|------|--------------------------------|-----------------|-----------------|------------------|---------------|--------------------------|
| FDTLOC | FUNC | OBJ | Description | Original Budget | Revised Budget | Monthly Activity | FYTD Activity | FYTD % Budget Dollars No |
| E | | | Expense | | | | | |
| 20 | | | OPERATIONS & MAINTENANCE FUND | | | | | |
| 20E030 | 2540 | 3200 | BUILDING SERVICES | 823,588.00 | 823,588.00 | 67,221.00 | 201,663.00 | 24.49 621,925.00 |
| 20E031 | 2540 | 4100 | SUPPLIES NON-CUSTODIAL | 850.00 | 850.00 | 0.00 | 152.50 | 17.94 697.50 |
| 20E | 2540 | ---- | | 824,438.00 | 824,438.00 | 67,221.00 | 201,815.50 | 24.48 622,622.50 |
| 20E031 | 2541 | 1130 | SALARIES-O&M ADMINISTRATOR | 36,667.00 | 36,667.00 | 2,792.30 | 11,169.21 | 30.46 25,497.79 |
| 20E031 | 2541 | 2010 | THIS-O&M ADMINISTRATOR | 475.00 | 475.00 | 31.28 | 125.11 | 26.34 349.89 |
| 20E031 | 2541 | 2100 | NEC-O&M ADMINISTRATOR | 234.00 | 234.00 | 16.20 | 64.79 | 27.69 169.21 |
| 20E031 | 2541 | 2110 | TRS-O&M ADMINISTRATOR | 3,626.00 | 3,626.00 | 276.16 | 1,104.65 | 30.46 2,521.35 |
| 20E031 | 2541 | 2220 | MEDICAL/LIFE INS-O&M DIRECTOR | 10,421.00 | 10,421.00 | 859.52 | 2,883.65 | 27.67 7,537.35 |
| 20E031 | 2541 | 2240 | ETHIS - O&M ADMIN | 355.00 | 355.00 | 23.46 | 93.83 | 26.43 261.17 |
| 20E | 2541 | ---- | | 51,778.00 | 51,778.00 | 3,998.92 | 15,441.24 | 29.82 36,336.76 |
| 20E031 | 2542 | 1010 | SALARIES-CLERICAL O&M | 23,632.00 | 23,632.00 | 1,750.56 | 7,073.51 | 29.93 16,558.49 |
| 20E031 | 2542 | 2220 | MEDICAL/LIFE INS-O&M CLERICAL | 6,797.00 | 6,797.00 | 539.74 | 2,158.95 | 31.76 4,638.05 |
| 20E031 | 2542 | 3090 | PURCHASE SERVICE-ADMIN SERV CO | 5,900.00 | 5,900.00 | 0.00 | 0.00 | 0.00 5,900.00 |
| 20E031 | 2542 | 3100 | ROOF MAINTENANCE PROGRAM | 1,000.00 | 1,000.00 | 0.00 | 0.00 | 0.00 1,000.00 |
| 20E031 | 2542 | 3200 | SERVICES-O&M MAINTENANCE/HEATI | 30,000.00 | 30,000.00 | 1,732.43 | 7,750.36 | 25.83 22,249.64 |
| 20E002 | 2542 | 3230 | SERVICES-O&M MAINTENANCE/MES | 45,000.00 | 45,000.00 | 2,615.33 | 46,492.22 | 103.32 -1,492.22 |
| 20E003 | 2542 | 3230 | SERVICES-O&M MAINTENANCE/MIS | 5,000.00 | 5,000.00 | 867.50 | 7,223.84 | 144.48 -2,223.84 |
| 20E004 | 2542 | 3230 | SERVICES-O&M MAINTENANCE/MJH | 20,000.00 | 20,000.00 | 12,540.87 | 37,922.05 | 189.61 -17,922.05 |
| 20E031 | 2542 | 3230 | SERVICES-REPAIR REPLACEMENT O& | 8,000.00 | 8,000.00 | 0.00 | 4,416.77 | 55.21 3,583.23 |
| 20E030 | 2542 | 3400 | DISTRICT TELEPHONES/WIRELESS S | 130,000.00 | 130,000.00 | 7,776.91 | 44,667.17 | 34.36 85,332.83 |
| 20E031 | 2542 | 3700 | UTILITIES-WATER & SEWER | 30,000.00 | 30,000.00 | 2,494.81 | 4,829.97 | 16.10 25,170.03 |
| 20E002 | 2542 | 4100 | REPAIR/REPLACEMENT O&M/MES | 4,000.00 | 4,000.00 | 1,495.00 | 1,995.45 | 49.89 2,004.55 |
| 20E003 | 2542 | 4100 | REPAIR/REPLACEMENT O&M/MIS | 3,000.00 | 3,000.00 | 0.00 | 2,420.45 | 80.68 579.55 |
| 20E004 | 2542 | 4100 | REPAIR/REPLACEMENT O&M/MJH | 5,000.00 | 5,000.00 | 124.60 | 759.93 | 15.20 4,240.07 |
| 20E031 | 2542 | 4100 | O&M REPAIR & REPLACEMENT | 6,500.00 | 6,500.00 | 0.00 | 0.00 | 0.00 6,500.00 |
| 20E002 | 2542 | 4110 | SUPPLIES-O&M MAINTENANCE/MES | 3,000.00 | 3,000.00 | 1,421.14 | 2,784.95 | 92.83 215.05 |
| 20E003 | 2542 | 4110 | SUPPLIES-O&M MAINTENANCE/MIS | 1,000.00 | 1,000.00 | 427.27 | 885.12 | 88.51 114.88 |
| 20E004 | 2542 | 4110 | SUPPLIES-O&M MAINTENANCE/MJH | 2,500.00 | 2,500.00 | 219.29 | 219.29 | 8.77 2,280.71 |
| 20E031 | 2542 | 4110 | SUPPLIES-O&M MAINTENANCE | 15,000.00 | 15,000.00 | 776.18 | 6,488.30 | 43.26 8,511.70 |
| 20E031 | 2542 | 4120 | SUPPLIES-O&M CUSTODIAL | 50,000.00 | 50,000.00 | 2,468.62 | 29,092.01 | 58.18 20,907.99 |
| 20E031 | 2542 | 4130 | DOORS/WINDOWS REPAIR/REPLACE | 20,000.00 | 20,000.00 | 0.00 | 1,763.00 | 8.82 18,237.00 |
| 20E031 | 2542 | 4140 | FLOORING REPAIR/REPLACE | 1,000.00 | 1,000.00 | 0.00 | 0.00 | 0.00 1,000.00 |
| 20E030 | 2542 | 4600 | DISTRICT HEATING/GAS | 50,000.00 | 50,000.00 | 1,369.18 | 3,967.66 | 7.94 46,032.34 |
| 20E030 | 2542 | 4660 | DISTRICT BLDG ELECTRIC | 300,000.00 | 300,000.00 | 35,161.29 | 103,048.06 | 34.35 196,951.94 |
| 20E002 | 2542 | 5500 | REPLACE BLDG EQUIPMENT/MES | 80,000.00 | 80,000.00 | 0.00 | 75,162.95 | 93.95 4,837.05 |

051

| Account Level | | | 2017-18 | 2017-18 | October 2017-18 | 2017-18 | 2017-18 | 2017-18 |
|---------------|------|------|--------------------------------|-----------------|-----------------|------------------|---------------|--------------------------|
| FDTLOC | FUNC | OBJ | Description | Original Budget | Revised Budget | Monthly Activity | FYTD Activity | FYTD % Budget Dollars No |
| E | | | Expense | | | | | |
| 20 | | | OPERATIONS & MAINTENANCE FUND | | | | | |
| 20E003 | 2542 | 5500 | REPLACEMENT BLDG EQUIPMENT/MIS | 38,000.00 | 38,000.00 | 0.00 | 37,100.60 | 97.63 899.40 |
| 20E030 | 2542 | 5500 | NEW EQUIPMENT DIST OPERATIONS | 22,000.00 | 22,000.00 | 0.00 | 22,593.00 | 102.70 -593.00 |
| 20E002 | 2542 | 7000 | NON-CAPT EQUIP-REPLACE BLDG EQ | 4,500.00 | 4,500.00 | 0.00 | 0.00 | 0.00 4,500.00 |
| 20E003 | 2542 | 7000 | NON-CAPT EQUIP-REPLACE BLDG EQ | 2,000.00 | 2,000.00 | 0.00 | 0.00 | 0.00 2,000.00 |
| 20E004 | 2542 | 7000 | NON-CAPT EQUIP-REPLACE BLDG EQ | 3,000.00 | 3,000.00 | 0.00 | 0.00 | 0.00 3,000.00 |
| 20E031 | 2542 | 7000 | NON-CAPT EQUIP-REPLACE BLDG EQ | 1,000.00 | 1,000.00 | 0.00 | 0.00 | 0.00 1,000.00 |
| 20E | 2542 | ---- | | 916,829.00 | 916,829.00 | 73,780.72 | 450,815.61 | 49.17 466,013.39 |
| 20E031 | 2543 | 3190 | CONTRACT SECURITY | 4,500.00 | 4,500.00 | 0.00 | 818.23 | 18.18 3,681.77 |
| 20E031 | 2543 | 3200 | GROUNDS MAINTENANCE SERVICES | 3,000.00 | 3,000.00 | 0.00 | 948.00 | 31.60 2,052.00 |
| 20E031 | 2543 | 4100 | GROUNDS MAINTENANCE SUPPLIES | 10,000.00 | 10,000.00 | 8.99 | 1,092.94 | 10.93 8,907.06 |
| 20E031 | 2543 | 5400 | ASPHALT-SITE IMPROVEMENTS | 30,000.00 | 30,000.00 | 0.00 | 29,132.00 | 97.11 868.00 |
| 20E031 | 2543 | 7000 | NON-CAPT EQUIP-O&M GROUNDS | 1,500.00 | 1,500.00 | 0.00 | 0.00 | 0.00 1,500.00 |
| 20E | 2543 | ---- | | 49,000.00 | 49,000.00 | 8.99 | 31,991.17 | 65.29 17,008.83 |
| 20E031 | 2545 | 4100 | ALL VEHICLES PARTS & GAS | 6,500.00 | 6,500.00 | 423.15 | 1,144.23 | 17.60 5,355.77 |
| 20E | 2545 | ---- | | 6,500.00 | 6,500.00 | 423.15 | 1,144.23 | 17.60 5,355.77 |
| 20E | 254- | ---- | | 1,848,545.00 | 1,848,545.00 | 145,432.78 | 701,207.75 | 37.93 1,147,337.25 |
| 20E | 25-- | ---- | | 1,848,545.00 | 1,848,545.00 | 145,432.78 | 701,207.75 | 37.93 1,147,337.25 |
| 20E | 2--- | ---- | | 1,848,545.00 | 1,848,545.00 | 145,432.78 | 701,207.75 | 37.93 1,147,337.25 |
| 20E010 | 4120 | 3090 | SP ED CO-OP BUILDING MAINTENAN | 67,338.00 | 67,338.00 | 0.00 | 26,476.00 | 39.32 40,862.00 |
| 20E | 4120 | ---- | | 67,338.00 | 67,338.00 | 0.00 | 26,476.00 | 39.32 40,862.00 |
| 20E | 412- | ---- | | 67,338.00 | 67,338.00 | 0.00 | 26,476.00 | 39.32 40,862.00 |
| 20E | 41-- | ---- | | 67,338.00 | 67,338.00 | 0.00 | 26,476.00 | 39.32 40,862.00 |
| 20E | 4--- | ---- | | 67,338.00 | 67,338.00 | 0.00 | 26,476.00 | 39.32 40,862.00 |
| 20E | ---- | ---- | | 1,915,883.00 | 1,915,883.00 | 145,432.78 | 727,683.75 | 37.98 1,188,199.25 |
| 2-E | ---- | ---- | | 1,915,883.00 | 1,915,883.00 | 145,432.78 | 727,683.75 | 37.98 1,188,199.25 |

151

| Account Level | | | 2017-18 | 2017-18 | October 2017-18 | 2017-18 | 2017-18 | 2017-18 |
|---------------|------|------|--------------------------------|-----------------|-----------------|------------------|---------------|--------------------------|
| FDTLOC | FUNC | OBJ | Description | Original Budget | Revised Budget | Monthly Activity | FYTD Activity | FYTD % Budget Dollars No |
| E | | | Expense | | | | | |
| 30 | | | BOND & INTEREST FUND | | | | | |
| 30E030 | 5200 | 6900 | BONDS SERVICE CHARGES | 14,387.00 | 14,387.00 | 0.00 | 7,193.50 | 50.00 7,193.50 |
| 30E | 5200 | ---- | | 14,387.00 | 14,387.00 | 0.00 | 7,193.50 | 50.00 7,193.50 |
| 30E | 520- | ---- | | 14,387.00 | 14,387.00 | 0.00 | 7,193.50 | 50.00 7,193.50 |
| 30E030 | 5220 | 6100 | PRINCIPAL-2000 BOND SERIES | 0.00 | 0.00 | 0.00 | 0.00 | 0.00 0.00 |
| 30E030 | 5220 | 6120 | PRINCIPAL-1996 BOND SERIES | 1,587,167.00 | 1,587,167.00 | 0.00 | 0.00 | 0.00 1,587,167.00 |
| 30E030 | 5220 | 6130 | PRINCIPAL-2016A&B BOND SERIES | 663,033.00 | 663,033.00 | 0.00 | 0.00 | 0.00 663,033.00 |
| 30E030 | 5220 | 6200 | INTEREST-2000 BOND SERIES | 0.00 | 0.00 | 0.00 | 0.00 | 0.00 0.00 |
| 30E030 | 5220 | 6230 | INTEREST-2016A&B BOND SERIES | 0.00 | 0.00 | 0.00 | 0.00 | 0.00 0.00 |
| 30E | 5220 | ---- | | 2,250,200.00 | 2,250,200.00 | 0.00 | 0.00 | 0.00 2,250,200.00 |
| 30E | 522- | ---- | | 2,250,200.00 | 2,250,200.00 | 0.00 | 0.00 | 0.00 2,250,200.00 |
| 30E | 52-- | ---- | | 2,264,587.00 | 2,264,587.00 | 0.00 | 7,193.50 | 0.32 2,257,393.50 |
| 30E | 5--- | ---- | | 2,264,587.00 | 2,264,587.00 | 0.00 | 7,193.50 | 0.32 2,257,393.50 |
| 30E | ---- | ---- | | 2,264,587.00 | 2,264,587.00 | 0.00 | 7,193.50 | 0.32 2,257,393.50 |
| 3-E | ---- | ---- | | 2,264,587.00 | 2,264,587.00 | 0.00 | 7,193.50 | 0.32 2,257,393.50 |
| ===== | | | | | | | | |
| 40 | | | TRANSPORTATION FUND | | | | | |
| 40E032 | 2550 | 1130 | SALARIES-TRANSPORTATION ADMIN | 36,667.00 | 36,667.00 | 2,792.32 | 11,169.26 | 30.46 25,497.74 |
| 40E032 | 2550 | 2010 | THIS-TRANSPORTATION ADMIN | 475.00 | 475.00 | 31.26 | 125.06 | 26.33 349.94 |
| 40E032 | 2550 | 2100 | NEC-TRANSPORTATION ADMIN | 234.00 | 234.00 | 16.20 | 64.79 | 27.69 169.21 |
| 40E032 | 2550 | 2110 | TRS-TRANSPORTATION ADMIN | 3,626.00 | 3,626.00 | 276.16 | 1,104.65 | 30.46 2,521.35 |
| 40E032 | 2550 | 2220 | MEDICAL/LF INS-DIR,ADM TRANSP | 10,421.00 | 10,421.00 | 859.49 | 2,883.61 | 27.67 7,537.39 |
| 40E032 | 2550 | 2240 | ETHIS-TRANSPORTATION ADMIN | 355.00 | 355.00 | 23.46 | 93.83 | 26.43 261.17 |
| 40E032 | 2550 | 3100 | DRIVERS ANNUAL PHYSICALS | 1,500.00 | 1,500.00 | 332.00 | 695.00 | 46.33 805.00 |
| 40E032 | 2550 | 3190 | BUS SAFETY INSPECTIONS | 500.00 | 500.00 | 0.00 | 99.00 | 19.80 401.00 |
| 40E011 | 2550 | 3310 | TRANSPORTATION MCKINNEY-VENTO | 2,500.00 | 2,500.00 | 0.00 | 0.00 | 0.00 2,500.00 |
| 40E032 | 2550 | 3310 | SERVICES-TRANSPORTATION | 5,000.00 | 5,000.00 | 622.94 | 3,753.34 | 75.07 1,246.66 |
| 40E032 | 2550 | 3390 | SPECIAL SERVICES-TRANSPORTATIO | 500.00 | 500.00 | 0.00 | 72.50 | 14.50 427.50 |

152

| Account Level | | | 2017-18 | 2017-18 | October 2017-18 | 2017-18 | 2017-18 | 2017-18 |
|---------------|------|------|--------------------------------|-----------------|-----------------|------------------|---------------|--------------------------|
| FDTLOC | FUNC | OBJ | Description | Original Budget | Revised Budget | Monthly Activity | FYTD Activity | FYTD % Budget Dollars No |
| E | | | Expense | | | | | |
| 40 | | | TRANSPORTATION FUND | | | | | |
| 40E032 | 2550 | 4100 | SUPPLIES-TRANSPORTATION NON-BU | 2,000.00 | 2,000.00 | 1,118.32 | 1,124.82 | 56.24 875.18 |
| 40E032 | 2550 | 4120 | MAINTENANCE PARTS-TRANSPORTATI | 15,000.00 | 15,000.00 | 0.00 | 304.45 | 2.03 14,695.55 |
| 40E032 | 2550 | 4640 | SUPPLIES-TRANSPORTATION/GAS | 40,000.00 | 40,000.00 | 2,025.63 | -7,246.07 | -18.12 47,246.07 |
| 40E | 2550 | ---- | | 118,778.00 | 118,778.00 | 8,097.78 | 14,244.24 | 11.99 104,533.76 |
| 40E032 | 2551 | 1010 | SALARIES-TRANSPORTATION CLERIC | 23,632.00 | 23,632.00 | 1,750.56 | 7,099.76 | 30.04 16,532.24 |
| 40E032 | 2551 | 1070 | SALARIES-TRANSPORTATION BUS DR | 228,206.00 | 228,206.00 | 26,492.28 | 63,020.28 | 27.62 165,185.72 |
| 40E032 | 2551 | 2220 | MEDICAL/LF INS-TRANS CLERICAL | 6,797.00 | 6,797.00 | 542.18 | 2,162.70 | 31.82 4,634.30 |
| 40E035 | 2551 | 2220 | MEDICAL/LIFE INS-TRANSP CLERIC | 2,521.00 | 2,521.00 | 0.00 | 0.00 | 0.00 2,521.00 |
| 40E | 2551 | ---- | | 261,156.00 | 261,156.00 | 28,785.02 | 72,282.74 | 27.68 188,873.26 |
| 40E032 | 2552 | 3250 | BUS LEASING | 140,000.00 | 140,000.00 | 0.00 | 20,544.00 | 14.67 119,456.00 |
| 40E | 2552 | ---- | | 140,000.00 | 140,000.00 | 0.00 | 20,544.00 | 14.67 119,456.00 |
| 40E010 | 2559 | 3310 | SP ED CONTRACT TRANSPORTATION | 312,995.00 | 312,995.00 | 0.00 | 156,841.00 | 50.11 156,154.00 |
| 40E032 | 2559 | 6900 | FEE REFUND-TRANSPORTATION | 2,500.00 | 2,500.00 | 0.00 | 0.00 | 0.00 2,500.00 |
| 40E | 2559 | ---- | | 315,495.00 | 315,495.00 | 0.00 | 156,841.00 | 49.71 158,654.00 |
| 40E | 255- | ---- | | 835,429.00 | 835,429.00 | 36,882.80 | 263,911.98 | 31.59 571,517.02 |
| 40E | 25-- | ---- | | 835,429.00 | 835,429.00 | 36,882.80 | 263,911.98 | 31.59 571,517.02 |
| 40E | 2--- | ---- | | 835,429.00 | 835,429.00 | 36,882.80 | 263,911.98 | 31.59 571,517.02 |
| 40E010 | 4124 | 3100 | BUS MONITORS | 45,946.00 | 45,946.00 | 0.00 | 22,854.20 | 49.74 23,091.80 |
| 40E | 4124 | ---- | | 45,946.00 | 45,946.00 | 0.00 | 22,854.20 | 49.74 23,091.80 |
| 40E | 412- | ---- | | 45,946.00 | 45,946.00 | 0.00 | 22,854.20 | 49.74 23,091.80 |
| 40E | 41-- | ---- | | 45,946.00 | 45,946.00 | 0.00 | 22,854.20 | 49.74 23,091.80 |
| 40E | 4--- | ---- | | 45,946.00 | 45,946.00 | 0.00 | 22,854.20 | 49.74 23,091.80 |
| 40E | ---- | ---- | | 881,375.00 | 881,375.00 | 36,882.80 | 286,766.18 | 32.54 594,608.82 |
| 4-E | ---- | ---- | | 881,375.00 | 881,375.00 | 36,882.80 | 286,766.18 | 32.54 594,608.82 |

CS

| Account Level | | | 2017-18 | 2017-18 | October 2017-18 | 2017-18 | 2017-18 | 2017-18 |
|------------------------------|------|------|--------------------------------|-----------------|-----------------|------------------|---------------|--------------------------|
| FDTLOC | FUNC | OBJ | Description | Original Budget | Revised Budget | Monthly Activity | FYTD Activity | FYTD % Budget Dollars No |
| E Expense | | | | | | | | |
| 50 IMRF/SOCIAL SECURITY FUND | | | | | | | | |
| 50E005 | 1101 | 2120 | IMRF-SHCEDULE B/CLASSIFIED STA | 800.00 | 800.00 | 102.66 | 126.78 | 15.85 673.22 |
| 50E005 | 1101 | 2130 | FICA-CLASSIFIED STAFF/SCHEDULE | 2,500.00 | 2,500.00 | 184.67 | 221.89 | 8.88 2,278.11 |
| 50E002 | 1101 | 2140 | MEDICARE-TEACHERS/MES | 29,540.00 | 29,540.00 | 2,266.53 | 8,510.69 | 28.81 21,029.31 |
| 50E003 | 1101 | 2140 | MEDICARE-TEACHER/MIS | 14,315.00 | 14,315.00 | 906.76 | 3,813.92 | 26.64 10,501.08 |
| 50E005 | 1101 | 2140 | MEDICARE-SCHEDULE B, SELF FUND | 2,950.00 | 2,950.00 | 281.90 | 468.24 | 15.87 2,481.76 |
| 50E023 | 1101 | 2140 | MEDICARE-PASS MES/MIS | 10.00 | 10.00 | 0.00 | 0.00 | 0.00 10.00 |
| | | | | 50,115.00 | 50,115.00 | 3,742.52 | 13,141.52 | 26.22 36,973.48 |
| 50E004 | 1102 | 2130 | FICA REGULAR 6-8 PROGRAMS | 15.00 | 15.00 | 0.00 | 0.00 | 0.00 15.00 |
| 50E004 | 1102 | 2140 | MEDICARE-TEACHERS/MJH | 26,692.00 | 26,692.00 | 1,798.93 | 7,415.46 | 27.78 19,276.54 |
| | | | | 26,707.00 | 26,707.00 | 1,798.93 | 7,415.46 | 27.77 19,291.54 |
| 50E005 | 1106 | 2120 | IMRF-INSTRUCTIONAL AIDE | 20,182.00 | 20,182.00 | 0.00 | 0.00 | 0.00 20,182.00 |
| 50E005 | 1106 | 2130 | FICA-INSTRUCTIONAL AIDE | 10,010.00 | 10,010.00 | 0.00 | 0.00 | 0.00 10,010.00 |
| 50E005 | 1106 | 2140 | MEDICARE-INSTRUCTIONAL AIDE | 2,341.00 | 2,341.00 | 0.00 | 0.00 | 0.00 2,341.00 |
| | | | | 32,533.00 | 32,533.00 | 0.00 | 0.00 | 0.00 32,533.00 |
| 50E005 | 1108 | 2120 | IMRF-BUILDING AIDES | 0.00 | 0.00 | 2,111.26 | 4,196.56 | 0.00 -4,196.56 |
| 50E005 | 1108 | 2130 | FICA-BUILDING AIDES | 0.00 | 0.00 | 1,058.18 | 2,103.37 | 0.00 -2,103.37 |
| 50E005 | 1108 | 2140 | MEDICARE-BUILDING AIDES | 0.00 | 0.00 | 247.48 | 491.94 | 0.00 -491.94 |
| | | | | 0.00 | 0.00 | 3,416.92 | 6,791.87 | 0.00 -6,791.87 |
| 50E005 | 1109 | 2120 | IMRF-SUB SEC,BLDG AIDE, NURSE | 50.00 | 50.00 | 0.83 | 0.83 | 1.66 49.17 |
| 50E005 | 1109 | 2130 | FICA-SUB SEC,BLDG AIDE, NURSE | 2,552.00 | 2,552.00 | 256.55 | 384.27 | 15.06 2,167.73 |
| 50E005 | 1109 | 2140 | MEDICARE-SUB SEC,BLDG AIDE,NUR | 597.00 | 597.00 | 59.99 | 89.86 | 15.05 507.14 |
| | | | | 3,199.00 | 3,199.00 | 317.37 | 474.96 | 14.85 2,724.04 |
| | | | | 112,554.00 | 112,554.00 | 9,275.74 | 27,823.81 | 24.72 84,730.19 |
| 50E005 | 1111 | 2140 | MEDICARE-SUBSTITUTE TEACHERS | 3,000.00 | 3,000.00 | 322.48 | 558.83 | 18.63 2,441.17 |
| | | | | 3,000.00 | 3,000.00 | 322.48 | 558.83 | 18.63 2,441.17 |
| | | | | 3,000.00 | 3,000.00 | 322.48 | 558.83 | 18.63 2,441.17 |
| 50E022 | 1125 | 2120 | IMRF-EARLY START AIDE | 2,046.00 | 2,046.00 | 145.79 | 653.20 | 31.93 1,392.80 |
| 50E022 | 1125 | 2130 | FICA-EARLY START AID | 1,015.00 | 1,015.00 | 73.08 | 327.39 | 32.26 687.61 |
| 50E022 | 1125 | 2140 | MEDICARE - EARLY START | 1,015.00 | 1,015.00 | 72.17 | 294.54 | 29.02 720.46 |

151

| Account Level | | | 2017-18 | 2017-18 | October 2017-18 | 2017-18 | 2017-18 | 2017-18 |
|---------------|------|------|--------------------------------|-----------------|-----------------|------------------|---------------|--------------------------|
| FDTLOC | FUNC | OBJ | Description | Original Budget | Revised Budget | Monthly Activity | FYTD Activity | FYTD % Budget Dollars No |
| E | | | Expense | | | | | |
| 50 | | | IMRF/SOCIAL SECURITY FUND | | | | | |
| 50E | 1125 | ---- | | 4,076.00 | 4,076.00 | 291.04 | 1,275.13 | 31.28 2,800.87 |
| 50E | 112- | ---- | | 4,076.00 | 4,076.00 | 291.04 | 1,275.13 | 31.28 2,800.87 |
| 50E | 11-- | ---- | | 119,630.00 | 119,630.00 | 9,889.26 | 29,657.77 | 24.79 89,972.23 |
| 50E010 | 1200 | 2120 | IMRF-STUDENT SERVICES | 6,054.00 | 6,054.00 | 425.14 | 1,700.56 | 28.09 4,353.44 |
| 50E010 | 1200 | 2130 | FICA-STUDENT SERVICES | 3,003.00 | 3,003.00 | 213.08 | 852.32 | 28.38 2,150.68 |
| 50E010 | 1200 | 2140 | MEDICARE-STUDENT SERVICES | 3,676.00 | 3,676.00 | 258.02 | 1,145.01 | 31.15 2,530.99 |
| 50E | 1200 | ---- | | 12,733.00 | 12,733.00 | 896.24 | 3,697.89 | 29.04 9,035.11 |
| 50E010 | 1201 | 2120 | IMRF-SI 1 PARA PROFESSIONALS | 21,658.00 | 21,658.00 | 1,478.20 | 6,472.50 | 29.89 15,185.50 |
| 50E010 | 1201 | 2130 | FICA-SI 1 PARA PROFESSIONALS | 9,680.00 | 9,680.00 | 667.70 | 3,005.61 | 31.05 6,674.39 |
| 50E010 | 1201 | 2140 | MEDICARE-SI 1 TEACHERS | 2,264.00 | 2,264.00 | 470.07 | 1,806.82 | 79.81 457.18 |
| 50E | 1201 | ---- | | 33,602.00 | 33,602.00 | 2,615.97 | 11,284.93 | 33.58 22,317.07 |
| 50E010 | 1202 | 2120 | IMRF-SI 2 PARA PROFESSIONALS | 0.00 | 0.00 | 0.00 | 0.00 | 0.00 0.00 |
| 50E010 | 1202 | 2130 | FICA-SI 2 PARA PROFESSIONALS | 0.00 | 0.00 | 0.00 | 0.00 | 0.00 0.00 |
| 50E010 | 1202 | 2140 | MEDICARE-SI 2 TEACHERS & PARA | 0.00 | 0.00 | 0.00 | 0.00 | 0.00 0.00 |
| 50E | 1202 | ---- | | 0.00 | 0.00 | 0.00 | 0.00 | 0.00 0.00 |
| 50E010 | 1209 | 2120 | IMRF-504 PARA PROFESSIONAL | 0.00 | 0.00 | 0.00 | 0.00 | 0.00 0.00 |
| 50E010 | 1209 | 2130 | FICA-504 PARA PROFESSIONAL | 0.00 | 0.00 | 0.00 | 0.00 | 0.00 0.00 |
| 50E010 | 1209 | 2140 | FICA-MEDICARE-504 PARA PRO | 0.00 | 0.00 | 0.00 | 0.00 | 0.00 0.00 |
| 50E | 1209 | ---- | | 0.00 | 0.00 | 0.00 | 0.00 | 0.00 0.00 |
| 50E | 120- | ---- | | 46,335.00 | 46,335.00 | 3,512.21 | 14,982.82 | 32.34 31,352.18 |
| 50E010 | 1210 | 2120 | IMRF-RESOURCE PARA PROFESSIONA | 17,473.00 | 17,473.00 | 1,248.31 | 4,397.64 | 25.17 13,075.36 |
| 50E010 | 1210 | 2130 | FICA-RESOURCE PARA PROFESSIONA | 8,667.00 | 8,667.00 | 570.62 | 1,979.10 | 22.83 6,687.90 |
| 50E010 | 1210 | 2140 | MEDICARE-RESOURCE STAFF | 2,027.00 | 2,027.00 | 379.24 | 1,685.31 | 83.14 341.69 |
| 50E | 1210 | ---- | | 28,167.00 | 28,167.00 | 2,198.17 | 8,062.05 | 28.62 20,104.95 |
| 50E010 | 1214 | 2120 | IMRF-EC PARA PROFESSIONALS | 3,920.00 | 3,920.00 | 284.71 | 916.48 | 23.38 3,003.52 |
| 50E010 | 1214 | 2130 | FICA-EC PARA PROFESSIONALS | 1,944.00 | 1,944.00 | 142.71 | 459.34 | 23.63 1,484.66 |
| 50E010 | 1214 | 2140 | MEDICARE-EARLY CHILDHOOD PROGR | 455.00 | 455.00 | 89.76 | 339.16 | 74.54 115.84 |

C:\

| Account Level | | | 2017-18 | 2017-18 | October 2017-18 | 2017-18 | 2017-18 | 2017-18 |
|---------------|------|------|-------------------------------|-----------------|-----------------|------------------|---------------|--------------------------|
| FDTLOC | FUNC | OBJ | Description | Original Budget | Revised Budget | Monthly Activity | FYTD Activity | FYTD % Budget Dollars No |
| E | | | Expense | | | | | |
| 50 | | | IMRF/SOCIAL SECURITY FUND | | | | | |
| 50E | 1214 | ---- | | 6,319.00 | 6,319.00 | 517.18 | 1,714.98 | 27.14 4,604.02 |
| 50E | 121- | ---- | | 34,486.00 | 34,486.00 | 2,715.35 | 9,777.03 | 28.35 24,708.97 |
| 50E010 | 1223 | 2140 | MEDICARE - SPEECH TEACHERS | 2,950.00 | 2,950.00 | 273.62 | 1,085.79 | 36.81 1,864.21 |
| 50E | 1223 | ---- | | 2,950.00 | 2,950.00 | 273.62 | 1,085.79 | 36.81 1,864.21 |
| 50E | 122- | ---- | | 2,950.00 | 2,950.00 | 273.62 | 1,085.79 | 36.81 1,864.21 |
| 50E018 | 1250 | 2140 | MEDICARE-RTI COORD/DIAGNOSTIC | 1,020.00 | 1,020.00 | 75.84 | 191.53 | 18.78 828.47 |
| 50E | 1250 | ---- | | 1,020.00 | 1,020.00 | 75.84 | 191.53 | 18.78 828.47 |
| 50E011 | 1251 | 2120 | IMRF-TITLE I PARA PRO | 1,969.00 | 1,969.00 | 0.00 | 0.00 | 0.00 1,969.00 |
| 50E011 | 1251 | 2130 | FICA-TITLE I PARA PRO | 977.00 | 977.00 | 0.00 | 0.00 | 0.00 977.00 |
| 50E011 | 1251 | 2140 | MEDICARE-TITLE I | 297.00 | 297.00 | 0.00 | 0.00 | 0.00 297.00 |
| 50E | 1251 | ---- | | 3,243.00 | 3,243.00 | 0.00 | 0.00 | 0.00 3,243.00 |
| 50E | 125- | ---- | | 4,263.00 | 4,263.00 | 75.84 | 191.53 | 4.49 4,071.47 |
| 50E | 12-- | ---- | | 88,034.00 | 88,034.00 | 6,577.02 | 26,037.17 | 29.58 61,996.83 |
| 50E010 | 1800 | 2120 | IMRF - ELL | 0.00 | 0.00 | 0.00 | 0.00 | 0.00 0.00 |
| 50E046 | 1800 | 2120 | IMRF-ELL AIDE | 1,900.00 | 1,900.00 | 145.90 | 364.75 | 19.20 1,535.25 |
| 50E010 | 1800 | 2130 | FICA - ELL | 0.00 | 0.00 | 0.00 | 0.00 | 0.00 0.00 |
| 50E046 | 1800 | 2130 | FICA-ELL AIDE | 1,000.00 | 1,000.00 | 73.14 | 182.84 | 18.28 817.16 |
| 50E010 | 1800 | 2140 | MEDICARE - ELL | 0.00 | 0.00 | 0.00 | 0.00 | 0.00 0.00 |
| 50E046 | 1800 | 2140 | MEDICARE-ELL | 625.00 | 625.00 | 71.88 | 259.29 | 41.49 365.71 |
| 50E | 1800 | ---- | | 3,525.00 | 3,525.00 | 290.92 | 806.88 | 22.89 2,718.12 |
| 50E | 180- | ---- | | 3,525.00 | 3,525.00 | 290.92 | 806.88 | 22.89 2,718.12 |
| 50E | 18-- | ---- | | 3,525.00 | 3,525.00 | 290.92 | 806.88 | 22.89 2,718.12 |
| 50E | 1--- | ---- | | 211,189.00 | 211,189.00 | 16,757.20 | 56,501.82 | 26.75 154,687.18 |
| 50E010 | 2113 | 2140 | MEDICARE - SOCIAL WORKERS | 2,500.00 | 2,500.00 | 212.60 | 822.39 | 32.90 1,677.61 |
| 50E | 2113 | ---- | | 2,500.00 | 2,500.00 | 212.60 | 822.39 | 32.90 1,677.61 |

956

| Account Level | | | 2017-18 | 2017-18 | October 2017-18 | 2017-18 | 2017-18 | 2017-18 |
|---------------|------|------|----------------------------------|-----------------|-----------------|------------------|---------------|--------------------------|
| FDTLOC | FUNC | OBJ | Description | Original Budget | Revised Budget | Monthly Activity | FYTD Activity | FYTD % Budget Dollars No |
| E | | | Expense | | | | | |
| 50 | | | IMRF/SOCIAL SECURITY FUND | | | | | |
| 50E | 211- | ---- | | 2,500.00 | 2,500.00 | 212.60 | 822.39 | 32.90 1,677.61 |
| 50E034 | 2130 | 2120 | IMRF-HEALTH SERVICES | 14,235.00 | 14,235.00 | 1,028.60 | 4,088.84 | 28.72 10,146.16 |
| 50E034 | 2130 | 2130 | FICA-HEALTH SERVICES | 7,060.00 | 7,060.00 | 513.17 | 2,039.97 | 28.89 5,020.03 |
| 50E034 | 2130 | 2140 | MEDICARE-HEALTH SERVICES | 1,651.00 | 1,651.00 | 120.01 | 477.08 | 28.90 1,173.92 |
| 50E | 2130 | ---- | | 22,946.00 | 22,946.00 | 1,661.78 | 6,605.89 | 28.79 16,340.11 |
| 50E | 213- | ---- | | 22,946.00 | 22,946.00 | 1,661.78 | 6,605.89 | 28.79 16,340.11 |
| 50E010 | 2143 | 2140 | MEDICARE-SCHOOL PSYCHOLOGIST | 745.00 | 745.00 | 55.72 | 322.01 | 43.22 422.99 |
| 50E | 2143 | ---- | | 745.00 | 745.00 | 55.72 | 322.01 | 43.22 422.99 |
| 50E | 214- | ---- | | 745.00 | 745.00 | 55.72 | 322.01 | 43.22 422.99 |
| 50E013 | 2190 | 2140 | MEDICARE - INTERVENTIONIST | 272.00 | 272.00 | 169.41 | 169.41 | 62.28 102.59 |
| 50E | 2190 | ---- | | 272.00 | 272.00 | 169.41 | 169.41 | 62.28 102.59 |
| 50E | 219- | ---- | | 272.00 | 272.00 | 169.41 | 169.41 | 62.28 102.59 |
| 50E | 21-- | ---- | | 26,463.00 | 26,463.00 | 2,099.51 | 7,919.70 | 29.93 18,543.30 |
| 50E013 | 2210 | 2140 | MEDICARE - TITLE II STIPENDS | 35.00 | 35.00 | 0.00 | 3.48 | 9.94 31.52 |
| 50E018 | 2210 | 2140 | MEDICARE - CURR DEVELOPMENT | 550.00 | 550.00 | 1.91 | 205.05 | 37.28 344.95 |
| 50E | 2210 | ---- | | 585.00 | 585.00 | 1.91 | 208.53 | 35.65 376.47 |
| 50E018 | 2211 | 2120 | IMRF - CURRICULUM SECRETARY | 5,145.00 | 5,145.00 | 361.20 | 1,461.74 | 28.41 3,683.26 |
| 50E018 | 2211 | 2130 | FICA - CURRICULUM | 2,552.00 | 2,552.00 | 181.04 | 732.65 | 28.71 1,819.35 |
| 50E018 | 2211 | 2140 | MEDICARE - CURRICULUM | 2,536.00 | 2,536.00 | 178.08 | 714.31 | 28.17 1,821.69 |
| 50E | 2211 | ---- | | 10,233.00 | 10,233.00 | 720.32 | 2,908.70 | 28.42 7,324.30 |
| 50E | 221- | ---- | | 10,818.00 | 10,818.00 | 722.23 | 3,117.23 | 28.82 7,700.77 |
| 50E | 22-- | ---- | | 10,818.00 | 10,818.00 | 722.23 | 3,117.23 | 28.82 7,700.77 |
| 50E020 | 2312 | 2120 | IMRF - BOARD RECORDING SECRETARY | 188.00 | 188.00 | 18.15 | 76.48 | 40.68 111.52 |
| 50E020 | 2312 | 2130 | FICA-BOARD RECORDING SECRETARY | 93.00 | 93.00 | 7.48 | 32.54 | 34.99 60.46 |
| 50E020 | 2312 | 2140 | MEDICARE - BOARD RECORDING SEC | 22.00 | 22.00 | 1.75 | 7.61 | 34.59 14.39 |

157

| Account Level | | | 2017-18 | 2017-18 | October 2017-18 | 2017-18 | 2017-18 | 2017-18 |
|---------------|------|------|--------------------------------|-----------------|-----------------|------------------|---------------|--------------------------|
| FDTLOC | FUNC | OBJ | Description | Original Budget | Revised Budget | Monthly Activity | FYTD Activity | FYTD % Budget Dollars No |
| E | | | Expense | | | | | |
| 50 | | | IMRF/SOCIAL SECURITY FUND | | | | | |
| 50E | 2312 | ---- | | 303.00 | 303.00 | 27.38 | 116.63 | 38.49 186.37 |
| 50E | 231- | ---- | | 303.00 | 303.00 | 27.38 | 116.63 | 38.49 186.37 |
| 50E021 | 2320 | 2120 | IMRF-SUPERINTENDENTS OFFICE | 2,100.00 | 2,100.00 | 640.88 | 2,632.98 | 125.38 -532.98 |
| 50E021 | 2320 | 2130 | FICA-SUPERINTENDENTS OFFICE | 1,200.00 | 1,200.00 | 264.86 | 1,126.13 | 93.84 73.87 |
| 50E021 | 2320 | 2140 | FICA-MEDICARE-SUPERINTENDENTS | 3,000.00 | 3,000.00 | 279.64 | 1,132.84 | 37.76 1,867.16 |
| 50E | 2320 | ---- | | 6,300.00 | 6,300.00 | 1,185.38 | 4,891.95 | 77.65 1,408.05 |
| 50E | 232- | ---- | | 6,300.00 | 6,300.00 | 1,185.38 | 4,891.95 | 77.65 1,408.05 |
| 50E | 23-- | ---- | | 6,603.00 | 6,603.00 | 1,212.76 | 5,008.58 | 75.85 1,594.42 |
| 50E005 | 2410 | 2120 | IMRF - PRINCIPALS SECRETARIES | 28,360.00 | 28,360.00 | 2,083.11 | 7,538.53 | 26.58 20,821.47 |
| 50E005 | 2410 | 2130 | FICA - PRINCIPALS SECRETARIES | 14,067.00 | 14,067.00 | 941.07 | 3,460.70 | 24.60 10,606.30 |
| 50E005 | 2410 | 2140 | MEDCIARE - PRINCIPALS SECRETAR | 10,431.00 | 10,431.00 | 714.41 | 2,786.68 | 26.72 7,644.32 |
| 50E | 2410 | ---- | | 52,858.00 | 52,858.00 | 3,738.59 | 13,785.91 | 26.08 39,072.09 |
| 50E | 241- | ---- | | 52,858.00 | 52,858.00 | 3,738.59 | 13,785.91 | 26.08 39,072.09 |
| 50E | 24-- | ---- | | 52,858.00 | 52,858.00 | 3,738.59 | 13,785.91 | 26.08 39,072.09 |
| 50E030 | 2510 | 2120 | IMRF - BUSINESS OFFICE | 1,821.00 | 1,821.00 | 131.98 | 558.54 | 30.67 1,262.46 |
| 50E030 | 2510 | 2130 | FICA - BUSINESS OFFICE | 903.00 | 903.00 | 63.84 | 270.15 | 29.92 632.85 |
| 50E030 | 2510 | 2140 | MEDICARE - BUSINESS OFFICE | 780.00 | 780.00 | 55.58 | 225.79 | 28.95 554.21 |
| 50E | 2510 | ---- | | 3,504.00 | 3,504.00 | 251.40 | 1,054.48 | 30.09 2,449.52 |
| 50E | 251- | ---- | | 3,504.00 | 3,504.00 | 251.40 | 1,054.48 | 30.09 2,449.52 |
| 50E030 | 2525 | 2120 | IMRF - ACCOUNTING PAYROLL | 14,800.00 | 14,800.00 | 762.00 | 3,081.30 | 20.82 11,718.70 |
| 50E030 | 2525 | 2130 | FICA- ACCOUNTING PAYROLL | 6,800.00 | 6,800.00 | 381.30 | 1,541.53 | 22.67 5,258.47 |
| 50E030 | 2525 | 2140 | MEDICARE - ACCOUNTING PAYROLL | 1,590.00 | 1,590.00 | 89.18 | 360.54 | 22.68 1,229.46 |
| 50E | 2525 | ---- | | 23,190.00 | 23,190.00 | 1,232.48 | 4,983.37 | 21.49 18,206.63 |
| 50E | 252- | ---- | | 23,190.00 | 23,190.00 | 1,232.48 | 4,983.37 | 21.49 18,206.63 |
| 50E031 | 2541 | 2120 | IMRF-O&M CUSTODIAN/MAINTENANCE | 5,200.00 | 5,200.00 | 0.00 | 0.00 | 0.00 5,200.00 |

05158

| Account Level | | | 2017-18 | 2017-18 | October 2017-18 | 2017-18 | 2017-18 | 2017-18 |
|---------------|------|------|--------------------------------|-----------------|-----------------|------------------|---------------|--------------------------|
| FDTLOC | FUNC | OBJ | Description | Original Budget | Revised Budget | Monthly Activity | FYTD Activity | FYTD % Budget Dollars No |
| E | | | Expense | | | | | |
| 50 | | | IMRF/SOCIAL SECURITY FUND | | | | | |
| 50E031 | 2541 | 2130 | FICA - O & M DIRECTOR | 2,600.00 | 2,600.00 | 0.00 | 0.00 | 0.00 2,600.00 |
| 50E031 | 2541 | 2140 | MEDICARE - O & M DIRECTOR | 1,100.00 | 1,100.00 | 39.46 | 157.83 | 14.35 942.17 |
| 50E | 2541 | ---- | | 8,900.00 | 8,900.00 | 39.46 | 157.83 | 1.77 8,742.17 |
| 50E031 | 2542 | 2120 | IMRF-O&M CUSTODIAL/MAINTENANCE | 15,000.00 | 15,000.00 | 216.54 | 874.98 | 5.83 14,125.02 |
| 50E031 | 2542 | 2130 | FICA-O&M CUSTODIAN/MAINTENANCE | 7,200.00 | 7,200.00 | 98.18 | 403.15 | 5.60 6,796.85 |
| 50E031 | 2542 | 2140 | MEDICARE-O&M CUSTODIAN/MAINTEN | 1,700.00 | 1,700.00 | 22.96 | 94.92 | 5.58 1,605.08 |
| 50E | 2542 | ---- | | 23,900.00 | 23,900.00 | 337.68 | 1,373.05 | 5.74 22,526.95 |
| 50E | 254- | ---- | | 32,800.00 | 32,800.00 | 377.14 | 1,530.88 | 4.67 31,269.12 |
| 50E032 | 2550 | 2120 | IMRF-TRANSPORTATION DIRECTOR | 5,052.00 | 5,052.00 | 0.00 | 0.00 | 0.00 5,052.00 |
| 50E032 | 2550 | 2130 | FICA-TRANSPORTATION DIRECTOR | 2,506.00 | 2,506.00 | 0.00 | 0.00 | 0.00 2,506.00 |
| 50E032 | 2550 | 2140 | MEDICARE-TRANSPORTATION DIRECT | 1,155.00 | 1,155.00 | 39.44 | 157.78 | 13.66 997.22 |
| 50E | 2550 | ---- | | 8,713.00 | 8,713.00 | 39.44 | 157.78 | 1.81 8,555.22 |
| 50E032 | 2551 | 2120 | IMRF-BUS DRIVERS & CLERICAL | 32,000.00 | 32,000.00 | 3,443.86 | 8,603.15 | 26.88 23,396.85 |
| 50E032 | 2551 | 2130 | FICA-BUS DRIVERS & CLERICAL | 18,000.00 | 18,000.00 | 1,740.69 | 4,311.95 | 23.96 13,688.05 |
| 50E032 | 2551 | 2140 | MEDICARE-BUS DRIVERS & CLERICA | 4,500.00 | 4,500.00 | 407.11 | 1,009.20 | 22.43 3,490.80 |
| 50E | 2551 | ---- | | 54,500.00 | 54,500.00 | 5,591.66 | 13,924.30 | 25.55 40,575.70 |
| 50E | 255- | ---- | | 63,213.00 | 63,213.00 | 5,631.10 | 14,082.08 | 22.28 49,130.92 |
| 50E033 | 2561 | 2120 | IMRF-FOOD SERVICE DIRECTOR | 5,957.00 | 5,957.00 | 453.48 | 1,813.92 | 30.45 4,143.08 |
| 50E033 | 2561 | 2130 | FICA-FOOD SERVICE DIRECTOR | 2,955.00 | 2,955.00 | 225.18 | 900.72 | 30.48 2,054.28 |
| 50E033 | 2561 | 2140 | MEDICARE-FOOD SERVICE DIRECTOR | 691.00 | 691.00 | 52.66 | 210.64 | 30.48 480.36 |
| 50E | 2561 | ---- | | 9,603.00 | 9,603.00 | 731.32 | 2,925.28 | 30.46 6,677.72 |
| 50E033 | 2562 | 2120 | IMRF-FOOD SERVICE STAFF | 16,551.00 | 16,551.00 | 952.56 | 1,728.99 | 10.45 14,822.01 |
| 50E033 | 2562 | 2130 | FICA-FOOD SERVICE STAFF | 8,209.00 | 8,209.00 | 756.96 | 1,428.57 | 17.40 6,780.43 |
| 50E033 | 2562 | 2140 | MEDICARE-FOOD SERVICE STAFF | 1,920.00 | 1,920.00 | 177.04 | 334.12 | 17.40 1,585.88 |
| 50E | 2562 | ---- | | 26,680.00 | 26,680.00 | 1,886.56 | 3,491.68 | 13.09 23,188.32 |
| 50E | 256- | ---- | | 36,283.00 | 36,283.00 | 2,617.88 | 6,416.96 | 17.69 29,866.04 |
| 50E | 25-- | ---- | | 158,990.00 | 158,990.00 | 10,110.00 | 28,067.77 | 17.65 130,922.23 |

69

| Account Level | | | 2017-18 | 2017-18 | October 2017-18 | 2017-18 | 2017-18 | 2017-18 |
|---------------|------|------|---------------------------|-----------------|-----------------|------------------|---------------|--------------------------|
| FDTLOC | FUNC | OBJ | Description | Original Budget | Revised Budget | Monthly Activity | FYTD Activity | FYTD % Budget Dollars No |
| E | | | Expense | | | | | |
| 50 | | | IMRF/SOCIAL SECURITY FUND | | | | | |
| 50E005 | 2660 | 2120 | IMRF-COMPUTER TECH | 9,457.00 | 9,457.00 | 1,358.99 | 6,172.69 | 65.27 3,284.31 |
| 50E005 | 2660 | 2130 | FICA-COMPUTER TECH | 4,691.00 | 4,691.00 | 678.58 | 3,083.52 | 65.73 1,607.48 |
| 50E005 | 2660 | 2140 | MEDICARE-COMPUTER TECH | 1,097.00 | 1,097.00 | 158.71 | 721.18 | 65.74 375.82 |
| 50E | 2660 | ---- | | 15,245.00 | 15,245.00 | 2,196.28 | 9,977.39 | 65.45 5,267.61 |
| 50E | 266- | ---- | | 15,245.00 | 15,245.00 | 2,196.28 | 9,977.39 | 65.45 5,267.61 |
| 50E | 26-- | ---- | | 15,245.00 | 15,245.00 | 2,196.28 | 9,977.39 | 65.45 5,267.61 |
| 50E | 2--- | ---- | | 270,977.00 | 270,977.00 | 20,079.37 | 67,876.58 | 25.05 203,100.42 |
| 50E | ---- | ---- | | 482,166.00 | 482,166.00 | 36,836.57 | 124,378.40 | 25.80 357,787.60 |
| 5-E | ---- | ---- | | 482,166.00 | 482,166.00 | 36,836.57 | 124,378.40 | 25.80 357,787.60 |
| ===== | | | | | | | | |
| 160 | | | TORT FUND | | | | | |
| 80E030 | 2362 | 3800 | WORKERS' COMPENSATION INS | 75,000.00 | 75,000.00 | 0.00 | 45,717.00 | 60.96 29,283.00 |
| 80E | 2362 | ---- | | 75,000.00 | 75,000.00 | 0.00 | 45,717.00 | 60.96 29,283.00 |
| 80E030 | 2364 | 3800 | LIABILITY INSURANCE | 80,000.00 | 80,000.00 | 0.00 | 78,001.00 | 97.50 1,999.00 |
| 80E | 2364 | ---- | | 80,000.00 | 80,000.00 | 0.00 | 78,001.00 | 97.50 1,999.00 |
| 80E030 | 2369 | 3180 | LEGAL SERVICES-TORT FUND | 20,000.00 | 20,000.00 | 0.00 | 0.00 | 0.00 20,000.00 |
| 80E | 2369 | ---- | | 20,000.00 | 20,000.00 | 0.00 | 0.00 | 0.00 20,000.00 |
| 80E | 236- | ---- | | 175,000.00 | 175,000.00 | 0.00 | 123,718.00 | 70.70 51,282.00 |
| 80E | 23-- | ---- | | 175,000.00 | 175,000.00 | 0.00 | 123,718.00 | 70.70 51,282.00 |
| 80E | 2--- | ---- | | 175,000.00 | 175,000.00 | 0.00 | 123,718.00 | 70.70 51,282.00 |
| 80E | ---- | ---- | | 175,000.00 | 175,000.00 | 0.00 | 123,718.00 | 70.70 51,282.00 |
| 8-E | ---- | ---- | | 175,000.00 | 175,000.00 | 0.00 | 123,718.00 | 70.70 51,282.00 |

| Account Level | | | 2017-18 | 2017-18 | October 2017-18 | 2017-18 | 2017-18 | 2017-18 |
|---------------|------|------|-----------------|----------------|------------------|---------------|---------|-------------------|
| FDTLOC | FUNC | OBJ | Original Budget | Revised Budget | Monthly Activity | FYTD Activity | FYTD % | Budget Dollars No |
| E | | | Expense | | | | | |
| 80 | | | TORT FUND | | | | | |
| ===== | | | | | | | | |
| --E | ---- | ---- | 20,129,363.00 | 20,129,363.00 | 1,261,842.14 | 5,958,055.36 | 29.60 | 14,171,307.64 |
| ===== | | | | | | | | |

| Account Level | | 2017-18 | 2017-18 | October 2017-18 | 2017-18 | 2017-18 | 2017-18 |
|---------------|----------------------|-----------------|----------------|------------------|---------------|----------|-------------------|
| FDTLOC | FUNC OBJ Description | Original Budget | Revised Budget | Monthly Activity | FYTD Activity | FYTD % | Budget Dollars No |
| | Grand Revenue To | 20,171,856.00 | 20,171,856.00 | 2,484,524.41 | 9,469,781.34 | 46.95 | 10,702,074.66 |
| | Grand Expense To | 20,129,363.00 | 20,129,363.00 | 1,261,842.14 | 5,958,055.36 | 29.60 | 14,171,307.64 |
| | Grand Totals | 42,493.00 | 42,493.00 | 1,222,682.27 | 3,511,725.98 | 8,264.25 | 3,469,232.98 |
| | | Profit | Profit | Profit | Profit | | Loss |

Number of Accounts: 558

***** End of report *****

| FD | FD | October 2017-18 Beginning Balance | October 2017-18 Debits | October 2017-18 Credits | October 2017-18 Monthly Activity | Ending Balance | % Change |
|---------------------|-------------------------------|--------------------------------------|---------------------------|----------------------------|-------------------------------------|-------------------|----------|
| 10 | EDUCATION FUND | 7,892,964.42CR | 1,083,727.29 | 1,858,531.46 | -774,804.17 | 8,667,768.59CR | 91.06% |
| 20 | OPERATIONS & MAINTENANCE FUND | 2,034,822.20CR | 145,738.85 | 210,105.99 | -64,367.14 | 2,099,189.34CR | 96.93% |
| 30 | BOND & INTEREST FUND | 2,183,082.06CR | 0.00 | 275,908.42 | -275,908.42 | 2,458,990.48CR | 88.78% |
| 40 | TRANSPORTATION FUND | 1,412,496.42CR | 48,844.80 | 131,474.35 | -82,629.55 | 1,495,125.97CR | 94.47% |
| 50 | IMRF/SOCIAL SECURITY FUND | 371,555.11CR | 37,267.15 | 36,416.03 | 851.12 | 370,703.99CR | 100.23% |
| 60 | SITE AND CONSTRUCTION/CAPITAL | 57,617.41CR | 0.00 | 188.52 | -188.52 | 57,805.93CR | 99.67% |
| 61 | NEW CONSTRUCTION FUND | 5,545.43CR | 0.00 | 0.00 | 0.00 | 5,545.43CR | 100.00% |
| 70 | WORKING CASH FUND | 2,171,139.39CR | 0.00 | 9,335.25 | -9,335.25 | 2,180,474.64CR | 99.57% |
| 80 | TORT FUND | 47,124.16CR | 0.00 | 16,300.34 | -16,300.34 | 63,424.50CR | 74.30% |
| 90 | LIFE SAFETY FUND | 803.12CR | 0.00 | 0.00 | 0.00 | 803.12CR | 100.00% |
| XX | *EDUCATION FUND | 16,177,149.72CR | 1,315,578.09 | 2,538,260.36 | -1,222,682.27 | 17,399,831.99CR | 92.97% |
| Grand Equity Totals | | 16,177,149.72CR | 1,315,578.09 | 2,538,260.36 | -1,222,682.27 | 17,399,831.99CR | 92.97% |

Number of Accounts: 10

***** End of report *****

Mokena School District 159
Treasurer's Detail Investment Report
October 31, 2017

| Fund | General/Transfer/RevTrak Flexible Spending Acct | FNBC Bank & Trust- Payroll Account | Certificates of Deposit | Municipal Securities | IIIT Money Market | ISDLAF Money Market | Fund Balances |
|---------------------------------------|--|---------------------------------------|----------------------------|-------------------------|----------------------|------------------------|------------------|
| 10 Education & Adequacy Grant | \$ 31,793.69 | \$ 261,194.67 | \$ 7,301,587.69 | \$ 49,137.51 | \$ 12,147.63 | \$ 1,011,907.40 | \$ 8,667,768.59 |
| 20 Operations & Maintenance | \$ 77,986.19 | \$ 2,491.73 | \$ 1,634,996.95 | \$ 15,918.05 | \$ 320,021.28 | \$ 47,775.14 | \$ 2,099,189.34 |
| 30 Bond & Interest | \$ 17,356.15 | \$ - | \$ 1,101,785.50 | \$ 6,125.71 | \$ 79,918.85 | \$ 1,253,804.27 | \$ 2,458,990.48 |
| 40 Transportation | \$ 184,332.96 | \$ 2,334.62 | \$ 953,352.41 | \$ 10,459.94 | \$ 244,373.36 | \$ 100,272.68 | \$ 1,495,125.97 |
| 50 IMRF | \$ 7,468.95 | \$ 28,101.97 | \$ 283,967.38 | \$ 2,348.54 | \$ 2,403.27 | \$ 46,413.88 | \$ 370,703.99 |
| 60 Capital Projects Series 2016 AB | \$ 2,566.41 | \$ - | \$ 33,484.20 | | \$ 2,738.06 | \$ 19,017.26 | \$ 57,805.93 |
| 61 New Construction | \$ 0.77 | \$ - | \$ 2,110.77 | | \$ - | \$ 3,433.89 | \$ 5,545.43 |
| 70 Working Cash | \$ 20,225.17 | \$ - | \$ 1,740,041.74 | \$ 16,473.97 | \$ 393,278.31 | \$ 10,455.45 | \$ 2,180,474.64 |
| 80 Tort Fund | \$ 6,534.13 | \$ - | \$ 1,773.36 | \$ 14.28 | \$ 475.53 | \$ 54,627.20 | \$ 63,424.50 |
| 90 Life Safety Fund | \$ 803.12 | \$ - | \$ - | | \$ - | \$ - | \$ 803.12 |
| TOTALS | \$ 349,067.54 | \$ 294,122.99 | \$ 13,053,100.00 | \$ 100,478.00 | \$ 1,055,356.29 | \$ 2,547,707.17 | \$ 17,399,831.99 |
| Percentages | 2.006% | 1.690% | 75.019% | 0.577% | 6.065% | 14.642% | 100.000% |

164

| <u>FUNC</u> | <u>FUNC</u> | 2017-18 <u>Original Budget</u> | 2017-18 <u>FYTD Activity</u> | 2017-18 <u>FYTD %</u> |
|----------------------|------------------------------|-----------------------------------|---------------------------------|--------------------------|
| 1--- | REVENUE FROM LOCAL SOURCES | 17,388,315.00 | 8,336,225.78 | 47.94 |
| 3--- | REVENUE FROM STATE SOURCES | 1,814,305.00 | 892,757.77 | 49.21 |
| 4--- | REVENUE FROM FEDERAL SOURCES | 969,236.00 | 240,797.79 | 24.84 |
| 7--- | | 0.00 | 0.00 | 0.00 |
| Grand Revenue Totals | | 20,171,856.00 | 9,469,781.34 | 46.95 |

Number of Accounts: 132

***** End of report *****

| OBJ | OBJ | 2017-18 Original Budget | 2017-18 FYTD Activity | 2017-18 FYTD % |
|----------------------|---------------------------|----------------------------|--------------------------|-------------------|
| 0--- | | 0.00 | 0.00 | 0.00 |
| 1--- | SALARIES | 9,779,511.00 | 2,739,386.41 | 28.01 |
| 2--- | EMPLOYEE BENEFITS | 2,179,046.00 | 730,174.94 | 33.51 |
| 3--- | PURCHASE SERVICES | 3,970,754.00 | 1,712,803.36 | 43.14 |
| 4--- | SUPPLIES & MATERIALS | 1,324,440.00 | 507,955.63 | 38.35 |
| 5--- | CAPITAL OUTLAY | 200,000.00 | 163,988.55 | 81.99 |
| 6--- | OTHER OBJECTS | 2,594,812.00 | 101,126.95 | 3.90 |
| 7--- | NON-CAPITALIZED EQUIPMENT | 80,800.00 | 2,619.52 | 3.24 |
| Grand Expense Totals | | 20,129,363.00 | 5,958,055.36 | 29.60 |

Number of Accounts: 688

***** End of report *****

Certificate of Deposit Investments - October 2017

| Financial Facility | Date Invested | Gross Rate | Net Rate | Opening Balance | Maturity Date |
|--|---------------|------------|----------|-------------------------|---------------|
| Associated Bank, NA - WI | 09/08/17 | 1.200% | 1.100% | \$ 1,650,000.00 | 11/08/2017 |
| Associated Bank, NA - WI | 09/08/17 | 1.200% | 1.100% | \$ 249,300.00 | 12/06/2017 |
| Associated Bank, NA - WI | 09/08/17 | 1.240% | 1.140% | \$ 1,005,500.00 | 02/14/2018 |
| Associated Bank, NA - WI | 09/08/17 | 1.200% | 1.100% | \$ 500,000.00 | 01/03/2018 |
| Associated Bank, NA - WI | 10/05/17 | 1.250% | 1.150% | \$ 601,400.00 | 03/22/2018 |
| Bank of China | 05/25/17 | 1.250% | 1.117% | \$ 248,500.00 | 11/29/2017 |
| Bank of Commerce | 05/25/17 | 1.250% | 1.100% | \$ 204,900.00 | 11/29/2017 |
| Bank of East Asia | 01/04/17 | 1.250% | 1.106% | \$ 247,200.00 | 01/04/2018 |
| Bank 7-OK | 06/08/17 | 1.350% | 1.260% | \$ 247,000.00 | 05/17/2018 |
| Bank of the Ozarks | 05/25/17 | 1.270% | 1.125% | \$ 248,500.00 | 11/29/2017 |
| Beverly Bank & Trust Co, NA-Wintrust-IL | 06/08/17 | 1.350% | 1.250% | \$ 247,600.00 | 03/14/2018 |
| Bofi Federal Bank-CA | 09/11/17 | 1.270% | 1.170% | \$ 1,000,000.00 | 01/09/2018 |
| Bremer Bank, NA-MN | 10/05/17 | 1.350% | 1.250% | \$ 248,300.00 | 04/19/2018 |
| CFG Community Bank-MD | 06/08/17 | 1.450% | 1.293% | \$ 246,900.00 | 05/17/2018 |
| Citizens State Bank-TX | 06/22/17 | 1.200% | 1.050% | \$ 249,000.00 | 11/08/2017 |
| Farmers & Merchants Union Bank-WI | 06/08/17 | 1.450% | 1.293% | \$ 247,300.00 | 04/11/2018 |
| Financial Federal Bank-TN | 10/05/17 | 1.400% | 1.300% | \$ 248,000.00 | 05/09/2018 |
| First Capital Bank-TN | 06/08/17 | 1.400% | 1.250% | \$ 247,300.00 | 04/11/2018 |
| First National Bank-Sprearman-TX | 09/08/17 | 1.450% | 1.293% | \$ 248,500.00 | 02/22/2018 |
| Grand Ridge National Bank-IL | 06/08/17 | 1.450% | 1.302% | \$ 246,900.00 | 05/17/2018 |
| Industiral & Commercial Bank of China-NY | 08/18/17 | 1.650% | 1.511% | \$ 246,200.00 | 08/20/2018 |
| Landmark Comm Bank-TN | 06/08/17 | 1.350% | 1.193% | \$ 248,000.00 | 01/31/2018 |
| Luther Burbank Savings-CA | 08/18/17 | 1.300% | 1.168% | \$ 102,000.00 | 11/29/2017 |
| Luther Burbank Savings-CA | 09/08/17 | 1.300% | 1.171% | \$ 146,000.00 | 02/22/2018 |
| Mainstreet Bank-VA | 06/08/17 | 1.480% | 1.332% | \$ 246,900.00 | 05/17/2018 |
| Northbrook B&TC-Wintrust-IL | 06/08/17 | 1.350% | 1.250% | \$ 247,600.00 | 03/14/2018 |
| Orrstown Bank-PA | 10/05/17 | 1.410% | 1.260% | \$ 248,100.00 | 04/19/2018 |
| Pacific Western Bank | 05/25/17 | 1.200% | 1.067% | \$ 248,600.00 | 11/29/2017 |
| Prudential Savings Bank-PA | 10/05/17 | 1.350% | 1.200% | \$ 248,600.00 | 03/22/2018 |
| Rockford B&TC-IL | 10/05/17 | 1.400% | 1.293% | \$ 248,100.00 | 05/09/2018 |
| Security Bank | 05/25/17 | 1.200% | 1.050% | \$ 101,000.00 | 11/29/2017 |
| Security Bank-OK | 09/08/17 | 1.350% | 1.200% | \$ 147,000.00 | 12/14/2017 |
| TBK Bank, SSB/The National Bank-IL | 10/05/17 | 1.350% | 1.250% | \$ 248,300.00 | 04/19/2018 |
| Texas Capital Bank-TX | 08/18/17 | 1.250% | 1.152% | \$ 248,900.00 | 11/29/2017 |
| USAmeribank-FL | 08/18/17 | 1.280% | 1.173% | \$ 249,100.00 | 11/29/2017 |
| Western Alliance Bank/Torrey Pines Bank | 05/25/17 | 1.250% | 1.155% | \$ 248,500.00 | 11/29/2017 |
| Wintrust Bank/North Shore Comm-IL | 06/08/17 | 1.250% | 1.150% | \$ 248,100.00 | 01/31/2018 |
| Total | | | | \$ 12,153,100.00 | |

| |
|---------------------------------|
| PMA Investments |
| PMA-DTC Term Series Investments |
| IIIT |
| Bond Funds |

ISDLAF & IIIT Term Series Money Market - October 2017

| Financial Facility | Date Invested | Gross Rate | Net Rate | Opening Balance | Maturity Date | Face Amount | Cost Amount | Maturity Interest Minus Cost |
|--------------------------|---------------|------------|----------|-----------------|---------------|-------------|-------------|------------------------------|
| Term Series-20171108AC02 | 6/23/2017 | | 0.970% | \$ 50,000.00 | 11/8/2017 | | | |
| Term Series-20171205AB02 | 9/22/2017 | | 1.020% | \$ 850,000.00 | 12/5/2017 | | | |
| | | | | | | | | |
| | Total | | | \$ 900,000.00 | | | | |

ISDLAF Municipal Securities - October 2017

| Name/Description | Date Invested | Coupon Rate | Client YTM | Cost | Trade Interest | Cost + Trade Interest = Net Proceeds | Maturity Date |
|--------------------------------------|---------------|-------------|------------|----------------------|----------------|--------------------------------------|---------------|
| Kane County Forest Preserve District | 8/22/2017 | 2.000% | 1.850% | \$ 100,478.00 | \$ 144.44 | \$ 100,622.44 | 12/15/2020 |
| Total | | | | \$ 100,478.00 | | | |

PMA Investments

MOKENA SCHOOL DISTRICT 159
OUTSTANDING STATE PROGRAM PAYMENTS FY 2017-2018

STATE FUNDING ONLY

| Program | Function | PAYMENT AMOUNT | Date Scheduled | Date Disbursed / Vouchered | Processed By Comptroller | Date Received | PAID AMOUNT | BALANCE DUE to-Date @ 10/31/2017 |
|----------------------------------|----------|-----------------------|----------------|----------------------------|--------------------------|---------------|---------------------|----------------------------------|
| General State Aid | 3001 | \$59,128.59 | 8/10/2017 | 9/1/2017 | 9/6/2017 | 9/8/2017 | \$59,128.59 | \$0.00 |
| General State Aid | 3001 | \$59,128.59 | 8/20/2017 | 9/1/2017 | 9/6/2017 | 9/8/2017 | \$59,128.59 | \$0.00 |
| General State Aid | 3001 | \$59,128.59 | 9/10/2017 | 9/6/2017 | 9/8/2017 | 9/12/2017 | \$59,128.59 | \$0.00 |
| General State Aid | 3001 | \$59,128.59 | 9/20/2017 | 9/15/2017 | 9/20/2017 | 9/22/2017 | \$59,128.59 | \$0.00 |
| General State Aid | 3001 | \$59,128.59 | 10/10/2017 | 10/4/2017 | 10/10/2017 | 10/12/2017 | \$59,128.59 | \$0.00 |
| General State Aid | 3001 | \$59,128.59 | 10/20/2017 | 10/17/2017 | 10/20/2017 | 10/24/2017 | \$59,128.59 | \$0.00 |
| General State Aid | 3001 | \$59,128.59 | 11/10/2017 | 11/7/2017 | | | | \$59,128.59 |
| General State Aid | 3001 | \$59,128.59 | 11/20/2017 | | | | | \$59,128.59 |
| General State Aid | 3001 | \$59,128.59 | 12/10/2017 | | | | | \$59,128.59 |
| General State Aid | 3001 | \$59,128.59 | 12/20/2017 | | | | | \$59,128.59 |
| General State Aid | 3001 | \$59,128.59 | 1/10/2018 | | | | | \$59,128.59 |
| General State Aid | 3001 | \$59,128.59 | 1/20/2018 | | | | | \$59,128.59 |
| General State Aid | 3001 | \$59,128.59 | 2/10/2018 | | | | | \$59,128.59 |
| General State Aid | 3001 | \$59,128.59 | 2/20/2018 | | | | | \$59,128.59 |
| General State Aid | 3001 | \$59,128.59 | 3/10/2018 | | | | | \$59,128.59 |
| General State Aid | 3001 | \$59,128.59 | 3/20/2018 | | | | | \$59,128.59 |
| General State Aid | 3001 | \$59,128.59 | 4/10/2018 | | | | | \$59,128.59 |
| General State Aid | 3001 | \$59,128.59 | 4/20/2018 | | | | | \$59,128.59 |
| General State Aid | 3001 | \$59,128.59 | 5/10/2018 | | | | | \$59,128.59 |
| General State Aid | 3001 | \$59,128.59 | 5/20/2018 | | | | | \$59,128.59 |
| General State Aid | 3001 | \$59,128.59 | 6/10/2018 | | | | | \$59,128.59 |
| General State Aid | 3001 | \$59,128.59 | 6/20/2018 | | | | | \$59,128.59 |
| 3001 Total | | \$1,300,828.98 | | | | | \$354,771.54 | \$946,057.44 |
| General State Aide PY/Special | 3001 | | | | | | | \$0.00 |
| 3001 Total | | \$0.00 | | | | | \$0.00 | \$0.00 |
| Spec Ed Private Facility Tuition | 3100 | \$42,276.66 | 3/30/2017 | 3/28/2017 | 8/10/2017 | 8/14/2017 | \$42,276.66 | \$0.00 |
| Spec Ed Private Facility Tuition | 3100 | \$42,276.66 | 6/20/2017 | 6/19/2017 | 10/23/2017 | 10/25/2017 | \$42,276.66 | \$0.00 |
| 3100 Total | | \$84,553.32 | | | | | \$84,553.32 | \$0.00 |
| Funding for Children Req Sp Ed | 3105 | \$47,902.03 | 3/30/2017 | 3/28/2017 | 8/10/2017 | 8/14/2017 | \$47,902.03 | \$0.00 |
| Funding for Children Req Sp Ed | 3105 | \$47,902.03 | 6/20/2017 | 6/19/2017 | 10/23/2017 | 10/25/2017 | \$47,902.03 | \$0.00 |
| 3105 Total | | \$95,804.06 | | | | | \$95,804.06 | \$0.00 |
| Special Ed - Personnel | 3110 | \$96,273.00 | 3/30/2017 | 3/28/2017 | 8/10/2017 | 8/14/2017 | \$96,273.00 | \$0.00 |
| Special Ed - Personnel | 3110 | \$96,273.00 | 6/20/2017 | 6/19/2017 | 10/23/2017 | 10/25/2017 | \$96,273.00 | \$0.00 |
| 3110 Total | | \$192,546.00 | | | | | \$192,546.00 | \$0.00 |
| Special Ed - Orphanage | 3120 | \$1,868.08 | 3/31/2017 | 3/28/2017 | 8/10/2017 | 8/14/2017 | \$1,868.08 | \$0.00 |
| 3120 Total | | \$1,868.08 | | | | | \$1,868.08 | \$0.00 |
| Special Ed - Summer School | 3145 | \$1,908.40 | 12/15/2016 | 12/13/2016 | 9/21/2017 | 9/25/2017 | \$1,908.40 | \$0.00 |
| 3145 Total | | \$1,908.40 | | | | | \$1,908.40 | \$0.00 |
| Bilingual Ed | 3305 | \$6,760.00 | 3/31/2017 | 4/25/2017 | | | | \$6,760.00 |

170

MOKENA SCHOOL DISTRICT 159
OUTSTANDING STATE PROGRAM PAYMENTS FY 2017-2018

STATE FUNDING ONLY

| Program | Function | PAYMENT AMOUNT | Date Scheduled | Date Disbursed / Vouchered | Processed By Comptroller | Date Received | PAID AMOUNT | BALANCE DUE to-Date @ 10/31/2017 |
|-----------------------------|--------------------|----------------|----------------|----------------------------|--------------------------|---------------|--------------|----------------------------------|
| Bilingual Ed | 3305 | \$1,233.00 | 8/23/2017 | 8/28/2017 | | | | \$1,233.00 |
| | 3305 Total | \$7,993.00 | | | | | \$0.00 | \$7,993.00 |
| State Free Lunch | 3360 | \$46.15 | 10/9/2016 | 11/9/2016 | 8/16/2017 | 8/18/2017 | \$46.15 | \$0.00 |
| State Free Lunch | 3360 | \$44.05 | 12/26/2016 | 12/20/2016 | 9/8/2017 | 9/12/2017 | \$44.05 | \$0.00 |
| State Free Lunch | 3360 | \$45.77 | 1/29/2017 | 1/17/2017 | 9/8/2017 | 9/12/2017 | \$45.77 | \$0.00 |
| State Free Lunch | 3360 | \$46.10 | 3/4/2017 | 2/7/2017 | 9/8/2017 | 9/12/2017 | \$46.10 | \$0.00 |
| State Free Lunch | 3360 | \$54.67 | 4/1/2017 | 3/7/2017 | 9/8/2017 | 9/12/2017 | \$54.67 | \$0.00 |
| State Free Lunch | 3360 | \$54.60 | 5/27/2017 | 4/11/2017 | 9/8/2017 | 9/12/2017 | \$54.60 | \$0.00 |
| State Free Lunch | 3360 | \$57.47 | 6/4/2017 | 5/2/2017 | 9/8/2017 | 9/12/2017 | \$57.47 | \$0.00 |
| State Free Lunch | 3360 | \$72.62 | 6/13/2017 | 6/13/2017 | 9/8/2017 | 9/12/2017 | \$72.62 | \$0.00 |
| State Free Lunch | 3360 | \$147.11 | 6/29/2017 | 8/23/2017 | 9/13/2017 | 9/15/2017 | \$147.11 | \$0.00 |
| State Free Lunch | 3360 | \$18.17 | 9/4/2017 | 9/19/2017 | | | | \$18.17 |
| | 3360 Total | \$586.71 | | | | | \$568.54 | \$18.17 |
| Transportation - Regular | 3500 | \$2,710.45 | 3/30/2017 | 3/28/2017 | 8/10/2017 | 8/14/2017 | \$2,710.45 | \$0.00 |
| Transportation - Regular | 3500 | \$2,710.45 | 6/15/2017 | 6/19/2017 | 10/23/2017 | 10/25/2017 | \$2,710.45 | \$0.00 |
| Transportation - Regular | 3500 | \$3,966.17 | 9/30/2017 | 9/26/2017 | | | | \$3,966.17 |
| | 3500 Total | \$9,387.07 | | | | | \$5,420.90 | \$3,966.17 |
| Transportation - Special Ed | 3510 | \$77,658.46 | 3/30/2017 | 3/28/2017 | 8/10/2017 | 8/14/2017 | \$77,658.46 | \$0.00 |
| Transportation - Special Ed | 3510 | \$77,658.46 | 6/15/2017 | 6/19/2017 | 10/23/2017 | 10/25/2017 | \$77,658.46 | \$0.00 |
| Transportation - Special Ed | 3510 | \$63,588.21 | 9/30/2017 | 9/26/2017 | | | | \$63,588.21 |
| | 3510 Total | \$218,905.13 | | | | | \$155,316.92 | \$63,588.21 |
| Total Receivable | Grand Total | \$1,914,380.75 | | | | | \$892,757.76 | \$1,021,622.99 |

Unpaid Categoricals Receivable from ISBE - By Month

FY17 Funds

171



MOKENA INTERMEDIATE SCHOOL

11331 195th Street • Mokena, IL 60448-1334 • (708) 342-4860 • www.mokena159.org

BOARD REPORT

TO: Board of Education

FROM: Dave McAtee, Principal Mokena Intermediate School

DATE: November 15, 2017

1. Upcoming events

- Rocket Coffee and Conversation, Tuesday, November 29, 6:00 PM
- DARE Graduation, Thursday, December 7, 9:00 AM
- MIS Movie Night, Friday, December 8, 6:30 PM
- Winter Music Concert, Tuesday, December 12, 6:00 at MJHS
- Winter Benchmarking, December 11 - 15

2. PBIS – We are continuing to focus on our more “unstructured” times of the day. The first quarter we asked our students to focus on the efficiency of our dismissal procedure. The second quarter we will be working on students taking responsibility for themselves and helping to decrease the time it takes to clean up our cafeteria. The objective is to decrease clean up time and increase recess time.

3. One of our goals is to help our students feel connected with our school and one way we are working towards that end is to offer extra-curricular opportunities for all students. The clubs and activities that we are offering are; Band, Chess Scholars, Fitness Club (spring), PBIS Ambassadors, Girls on the Run (spring), Peer mediation, Rocket Runners, 5th Grade Intramurals (spring), Singing Club, STEM, Student Council, and Young Rembrandts. Between all of the activities we have close to 300 students participating which equates to almost 80% of our students involved in something outside of the classroom.

4. Second Step – Social Emotional Learning

- The focus of our lessons throughout December will include; showing compassion and managing our emotions.

5. Teacher spotlight: Some of our 5th graders recently completed dissecting owl pellets and attempting to reassemble the skeletons of the animals they uncovered. This is a long process and I want to thank our 5th grade science teachers for their patience and guidance. Thank you Kelli Chlum, Steve Roberts and Jackie Schoenecker.



Mokena Elementary School

Date: November 2017

To: Board of Education

MES Parent Academy:

MES hosted a Parent Academy on Tuesday November 7th. We had 26 parents attend the academy. Teachers provided a mini in-service to parents on a variety of topics. Topics included: math, spelling, reading, fun activities to promote learning, and speech and language ideas. Thank you to Mrs. Kosina, Ms. Matt, Mrs. Jones, Mrs. Essary, Ms. Sullivan, Ms. Marx, and Mrs. Youngblood for presenting!!

PBIS Make Everyone Shine:

Our teachers completed the SAEBRS (the behavior screener through FastBridge) on our students to help us identify students who may need more support socially/emotionally.

Our second quarter goal is focusing on respect. The goal is to decrease the number of referrals in the area of defiance/disrespect. If we meet our goal the students will be able to enjoy a dance party in January. Students can earn respect tickets this quarter for demonstrating respectful behavior.

Fall Fling:

Our MES families did such a great job responding to the Fall Fling basket raffle. We had over 70 baskets donated at MES! To thank the students for their support we will have grade level dodgeball tournaments on November 20th. We will also host our Principal for a day, and Gym teachers for a day on the 20th as well.

Professional Development

To address the school goal of improving math achievement members of the MES staff attended a math training focusing on guided math instruction in the classroom. The staff members will attend a second training in January, and then provide PD for the MES staff in February.

**LINCOLN-WAY AREA SPECIAL EDUCATION
Joint Agreement District 843**

MINUTES

Regular Meeting, October 24, 2017

Minutes of the regular meeting of the Board of Special Education, Will County, Illinois, held at Pioneer Grove Educational Center, 601 Willow Street, Frankfort, IL 60423, at 7:00 p.m. on the 24th day October, 2017.

A. ROUTINE MATTERS

Roll Call

Present: Rich Marron (District #161), Ron Lullo (District #210), Lisa Zielinski (District #159), Terry Doyle (District #114)

Staff Present: Sarah Rexroad, Director
Colleen Wronski, Business Manager
Kristin Menconi, Administrative Assistant

Visitors Present: Dawn Roiland, Teacher
Judy Boyens, Supervisor
Sue Kaczmarczyk, Principal, Pioneer Grove
Marie Goulet, Principal, Mackay Center
Carolyn Brescia, Transportation Supervisor
Holly Kasper, Teacher

B. PUBLIC COMMENT

C. CONSENT AGENDA

Acting on the recommendation of the Director, Terry Doyle moved, seconded by Rich Marron for the Governing Board to ratify the Consent Agenda as follows:

1. Approval of the September 26, 2017, Regular and Closed Session Minutes
2. Approval of Financial Statement
3. Approval of Current Payables
4. Approval of Personnel Items
5. Approval of Policies

Voting Aye: Doyle, Marron, Lullo, Zielinski

Motion carried: 4 Aye, 0 Nay

D. REPORTS

1. Administrative Reports

a. ACCESS & Transportation- Carolyn Brescia

Ms. Brescia stated that the Mokena Junior High students will be attending the Halloween dance this Friday. The ACCESS students at Anna McDonald went on a field trip to tour the Manhattan Fire Station. The fourth and fifth graders at Anna McDonald had their music programs. On October 30th students will have Halloween parties and a parade. The Wilson Creek second graders went to Plum Creek Nature Center, and to Konows Corn Maze for some fall sensory fun. Ms. Brescia mentioned that it was also fire prevention month for the first graders. The ACCESS students at Wilson Creek have been paired up with a buddy, which has been going very well. Transportation is currently transporting 519 students. They have completed trainings for the Traversa program. All routes are being entered into the new system.

b. Mackay Center- Marie Goulet

Ms. Goulet mentioned that Mackay is currently at 44 students, and 15 new students have started since August. The PSAT's were held on October 11th, which was a great practice run for the students. There was an all school field trip to Camp Manitoqua. A new school Social Work Intern has started two days per week, which is going great. Mackay also participated in "Say Something Week" by the Sandy Hook Promise. It's a great resource with a free curriculum for the students. A worker from the Illinois Dept of Employment Services presented to the students 16 and older about jobs available to them. Fundraising for Hurricane Harvey is wrapping up. Ms. Goulet is looking forward to seeing the total for their efforts.

c. Pioneer Grove & PSO- Sue Kaczmarczyk

Mrs. Kaczmarczyk mentioned that forms went home for spirit wear. A lock down drill was conducted with the police department this month. The students and staff did very well. An occupational therapy student from Governor's State, a physical therapy student from the University of Chicago, and two student nurses from St. Xavier have been at Pioneer Grove, which has been working out great. A Trunk or Treat for Halloween is taking place on October 31st in the parking lot for students. The response has been terrific, and we are expecting 18 cars. The PSO raised \$1,870 from last month's fundraiser.

d. SELF- Judy Boyens

Dr. Boyens mentioned that SELF is slated to have five new students that are first through third graders. A new teacher has started at Hickory Creek, and is doing very well. November 13th will be their annual Thanksgiving feast at Peace Lutheran Church in New Lenox. A flyer will be coming out soon. It is a wonderful event for the students and their families.

2. Finance Report

Mrs. Wronski stated that we have received our audit back. There were no findings for FY17. All of our grants were audited by the state also. There were no findings for those either. A message came out from the state two days ago about the fourth personnel reimbursement for last year that they are now going to pay. Mrs. Wronski is waiting for the payment to be processed. It is \$193,000 that the Cooperative was not planning on receiving. The Business Manager's are discussing a few ideas for what to do with the money that will be coming in. Their next meeting is December 1st. If anyone has any ideas she is open to hearing them. The last bill to go out to member districts was on October 1st. We have billed six months so far, and will be done billing in February.

3. Director's Report

a. Review of Advisory Committee Minutes – October 16, 2017

Mrs. Rexroad presented the minutes from the October 16, 2017, Advisory Meeting.

b. Staff & Classroom Update

Mrs. Rexroad reviewed the enrollment in the programs.

| | |
|-----------------|-----|
| Pioneer Grove: | 52 |
| Mackay Center: | 39 |
| SELF: | 30 |
| ACCESS: | 14 |
| Transportation: | 508 |

c. Technology Report

Mr. Furgason has been researching the vendors for the voice over IP. Getting our website updated with current information is another priority for Mr. Furgason.

d. FMLA

There were none

- e. FOIA
There were none

E. CLOSED SESSION

A motion was made by Terry Doyle and seconded by Rich Marron to move to closed session at 7:37 p.m. for the purpose of discussing:

- A. The appointment, employment, compensation, discipline, performance or dismissal of employees.
- B. Litigation

OPEN SESSION

A motion was made by Terry Doyle and seconded by Rich Marron to return to open session at 7:56 p.m. On voice vote the motion carried.

F. OLD BUSINESS

No Old Business

G. NEW BUSINESS

No New Business

H. ACTION ITEMS

- 1. Acceptance of Gift

A motion was made by Rich Marron and seconded by Terry Doyle that the Governing Board accept the gift of \$1,200 from Knights of Columbus.

Voting Aye: Doyle, Marron, Lullo, Zielinski

Motion carried: 4 Aye, 0 Nay

- 2. Dismissal of Employee

A motion was made by Terry Doyle and seconded by Rich Marron that the Governing Board terminate the employment of Jeri Sandt.

Voting Aye: Doyle, Marron, Lullo, Zielinski

Motion carried: 4 Aye, 0 Nay

I. NEXT MEETING

November 28, 2017 – 7:00 p.m. – Pioneer Grove Educational Center

J. ADJOURNMENT

A motion was made by Terry Doyle and seconded by Rich Marron that the meeting be adjourned. All members voted Aye. Motion carried. President Lullo declared the meeting adjourned at 7:58 p.m.

Respectfully submitted,
Kristin Menconi,
Administrative Assistant

President

Secretary

MOKENA SCHOOL DISTRICT 159 BOARD OF EDUCATION

D159 board tables vote on community relations liaison position

AMANDA STOLL, Assistant Editor

Amongst discussion about the community relations liaison position that the Mokena School District 159 Board of Education has talked about hiring since at least the beginning of the year, the topic of school nurse staffing resurfaced.

During a lengthy back-and-forth, board members disagreed about whether the board should approve and open the possibility to post a description for the position, which has been proposed as a part-time, three-hours per day position to be compensated \$15,000 for a 10.5 month period.

Board Member Jim Andresen opposed approving and posting the job description when, in his opinion, they should be prioritizing hiring a full-time nurse for Mokena Intermediate School.

"I have a huge problem with this. I know that it's part of our strategic plan, but we have needs in our district that are not being fully funded, and I think we need to tackle those first," Andresen said, referring to the issue of nurse staffing at Mokena Intermediate School. "... We don't want to hire a PR person to tell the district why we weren't taking

care of other things first.

"MIS does not have a nurse full time, all day, therefore, from what I can tell, we are relying on office people to administer certain things to our children. Where we have young people in a building, it's my opinion there should be a nurse in that building while we have students there."

Board Vice President Jaime Staley disagreed, citing that building administrators had not recommended hiring a full-time nurse for MIS.

"But, properly staffing nurses is your opinion, not the needs of the district," Staley said to Andresen.

Andresen replied, citing concerns about emergency situations that could arise.

"If something happened and one of these kids gets hurt and we did not have

ROUND IT UP

- The board approved four personnel recommendations, including the hiring of part-time paraprofessional at MIS.
- Dr. Kathleen Wilkey, assistant superintendent of instruction, reported that students' FastBridge scores showed a marked improvement at the start of the school year, which she attributed to the change in testing environment. The students took tests on laptops in their classroom this year.
- Board members heard a short presentation by a representative from Lauterbach & Arnen, LLC and voted unanimously to approve the annual audit.
- Chief School Business Official Teri Shaw reported that the school was awarded a Illinois Public Risk Fund Grant of more than \$5,000 which will be used to purchase security cameras for the district.
- The board's next regularly scheduled meeting will be held at 7 p.m. on Nov. 15 in the boardroom at Mokena Elementary School.

proper people in there, how are we going to deal with that?" Andresen asked.

Board President Jennifer Riedl said she did not believe the nursing situation related to the motion on the floor to ap-

to travel to Mokena Intermediate School if their services are needed.

After that part of the discussion was put to rest, Board member Eric Bush said he would feel more comfortable revisiting the community relations liaison job description after considering the financial impact of the board's ongoing negotiations with the district's classified staff.

Andresen agreed and made a motion to table the vote.

The motion to table the vote passed, with board members Mike Everett, Riedl and Staley voting "no." Andresen, Eric Bush, Anna Briscoe and Lisa Zielinski voted in favor of tabling it.

This content has been trimmed for space. For full meeting coverage, visit www.mokenamessenger.com.

Red Ribbon Week includes visit from DEA, local law enforcement

T.J. KREMER III, Editor

A throng of students from Mokena Junior High eagerly stare up into the cloudy sky Oct. 25. They can hear the tiny dot of a Drug Enforcement Agency helicopter over the horizon, and their excitement builds as the vehicle gets closer and closer, finally buzzing only a few hundred yards or so over their heads and landing on the grass of the school's outdoor track.

No sooner had the helicopter touched down did the children rush across the grassy infield to see the DEA chopper and pilot up close.

The experience was part of Red Ribbon Week at the junior high, a week of themed spirit days and culminating in teaching the students about the dangers associated with ille-



Students line up for a chance to get inside Will County Sheriff's SWAT vehicle, "The Bearcat."

gal drug use, according to Kim Klappauf, an eighth grade history teacher at the school.

The day started with a presentation from Tom Aselborn, a DEA agent and father of one of the students. There was also a demonstra-

tion by a DEA dog and children had an opportunity to try on some of the gear that agents use during raids.

Although the DEA's helicopter was the star of the show, other local law enforcement groups got their share of buzz from the students, too.



Students at Mokena Junior High School swarm a DEA helicopter Oct. 25 during Red Ribbon Week. PHOTOS BY T.J. KREMER III/2ND CENTURY MEDIA

The Will County Sheriff's Department brought its SWAT truck, "The Bearcat," and gave students

the chance to climb in and see what the huge, heavily armored vehicle looked like from the inside and a view

from the roof through a hatch that allows officers to get an over-the-top perspective of things.

Mokena Elementary School students visit food pantry

JESSIE MOLLOY
Freelance Reporter

The members of Mokena Elementary School's third-grade student council got a special tour of the Frankfort Food Pantry Wednesday morning, Oct. 18, during a field trip meant to give them a better understanding of the pantry's school-sponsored food drives.

The 21 student members, representing M.E.S.'s seven third-grade classes, are largely responsible for promoting the school's seasonal food drives. As such, pantry Director Jeannine Hefteisch began inviting the student council members to come learn about the pantry last spring. This was the second group to take the tour.

"I'm glad you could come early this year," Hefteisch told the group. "That way you'll know what happens



Students from Mokena Elementary School visit the Frankfort Food Pantry Wednesday, Oct. 18. The students are members of M.E.S.'s student council and help promote the school's seasonal food drives. PHOTO SUBMITTED

with all the food you collect at school."

The elementary school was holding the first of its three or four annual drives for the food pantry between Oct. 23 and 26, aimed at primarily collecting paper goods, such as paper towels, tissues, napkins and toilet paper.

"A lot of pantries are only able to give their families food items, but Jeannine has done a lot of work so we can also provide paper goods, plastic baggies and some cleaning and toiletry items," said volunteer Pauline Deuran, who was helping to lead the tour. "Your Please see **FOOD PANTRY**, 11

FOOD PANTRY

From Page 6

school is one of the places which donates a lot of the things we don't usually get a lot of."

Hefteisch explained to the students that the food pantry serves about 325 local families, which include about 750 individuals. Each month the family is given an appointment to come in and fill a designated amount of grocery bags with nonperishable canned and dry items from the main pantry along with the other aforementioned non-food items and pet food. Each family is also then permitted to visit once a week and fill up on refrigerated and frozen items, such as meat and dairy products, as well as perishable items, such as fresh fruits, vegetables and breads.

Students were delighted to learn that in addition to the four main food groups

the pantry also carries items such as ice cream, baked goods and candy for families to select from.

"We usually get a lot of seasonal candy this time of year, but after the fact," Deuran said. "Stores will send us tons of Halloween candy they didn't sell in a couple of weeks, but it's all still good and will last a long time."

Deuran also noted that after Christmas last year the pantry got so many boxes of candy canes donated from local grocery stores that the pantry is giving boxes of them out to families with their Thanksgiving dinner turkeys and fixings so they can get a jump on the holiday season.

While individual donations and food drives at local schools and churches contribute a lot to the pantry's supplies, the majority of its donations come from local grocery stores, which

will send excess or near-expiration food items every week.

The pantry also receives donations from the Northern Illinois Food Bank along with a number of other pantries and is the recipient of the Mokena Meijer store's Simply Give campaign.

After learning about how the pantry works and how the employees and volunteers make sure that the shelves are constantly stocked with good, usable food the students were taken for a walk-through of the main pantry, the refrigerated pantry and the kitchen where the township runs its Meals on Wheels program.

"It was very interesting," said student Lauren Woods. "It's pretty cool to get to help all the people in need."
"I thought it was really good to know about the pantry and where all the food we collect goes," added her classmate Will Luoma.