



**AGENDA**  
**BOARD OF EDUCATION – MOKENA SCHOOL DISTRICT 159**  
**FINANCE COMMITTEE MEETING**  
**Mokena Elementary School**  
**October 16, 2017**  
**7:00 PM**

- I. ROLL CALL**
- II. PLEDGE OF ALLEGIANCE**
- III. PUBLIC COMMUNICATIONS**
- IV. NEW BUSINESS**
  - A. BoardBook Overview - (10 min.) 2
  - B. 2017 Audit Review - Lauterbach & Amen, LLC - Mr. Don Shaw (15 min.)
  - C. State of the District Presentation - Dr. Teri Shaw (20 min.) 30
  - D. Board of Education Financial Reports - (10 min.) 53
  - E. Preliminary Levy -Dr. Teri Shaw (5 min.) 105
    - 1. Tax Levy Presentation
    - 2. Tax Levy Timeline
  - F. 403b Providers - (5 min.)
  - G. Future Meeting Dates and Time - discussion (5 min.) 106
- V. ADJOURNMENT**



# Logging Into BoardBook

A screenshot of the BoardBook login interface. It features a dark brown header with the BoardBook logo and name. Below the header is a light beige background with a faint grid pattern. The login form consists of two input fields: "User ID:" and "Password:", each followed by a white text box. A "Login" button is positioned below the password field.

boardbook

User ID:

Password:

Login

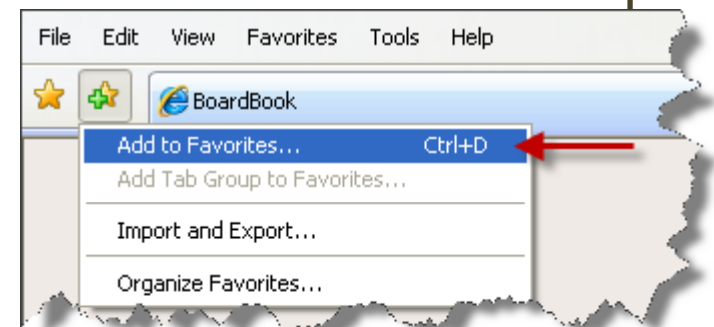


- To log into BoardBook, go to the member login page in your web browser: <https://login.boardbook.org>
- Type in your assigned User Id and Password and click on “Login” (First time users will enter the temporary password provided in the welcome email.)



## Helpful Tip!

- Make the login screen a “Favorite” in your web browser





Access meeting materials by simply clicking the appropriate meeting date and time...

Search BoardBook

Plum Valley School District

Administration Resources Help Log Off

Show: Current Meetings

Meetings	Title
<a href="#">Thursday, December 3, 2009 at 7:00 PM</a>	Regular
<a href="#">Monday, November 16, 2009 at 7:00 PM</a>	Regular
<a href="#">Monday, October 12, 2009 at 7:00 PM</a>	Regular
<a href="#">Monday, April 20, 2009 at 7:30 PM</a>	Regular
<a href="#">Tuesday, March 10, 2009 at 7:00 PM</a>	Regular



To download and save the full board meeting packet, click  
"BoardBook" ...

A screenshot of the Plum Valley School District BoardBook website. The page header includes the school district logo and name, a search bar, and navigation buttons for Home, Administration, Resources, Help, and Log Off. The main content area lists several links: Regular (Monday, November 16, 2009 at 7:00 PM), Notice, Agenda, BoardBook (highlighted with a red arrow), QuickView, and School Facility Maintenance Report.pptx (with a description: Powerpoint resource for the latest facility report.).

Plum Valley School District

Search BoardBook

Home Administration Resources Help Log Off

**Regular**  
Monday, November 16, 2009 at 7:00 PM

[Notice](#)

[Agenda](#)

[BoardBook](#)

[QuickView](#)

[School Facility Maintenance Report.pptx](#) Powerpoint resource for the latest facility report.



Saving the packet allows for “offline” viewing .....

A screenshot of a Windows Internet Explorer browser window. The address bar shows the URL: https://v3.boardbook.org/Viewer/Itemdownload.aspx?mk=50000110&amp;fn=boardbook.pdf. The browser's menu bar is open, and the 'File' menu is expanded. The 'Save As...' option is highlighted in blue, and a red arrow points to it from the left. Other menu options include 'New Tab', 'New Window', 'Open...', 'Close Tab', 'Page Setup...', 'Print...', 'Send', 'Import and Export...', 'Properties', 'Work Offline', and 'Exit'. The main content area displays an 'AGENDA' with a list of items and their corresponding page numbers. A sidebar on the left contains a table of contents with expandable sections. At the bottom of the browser window, a status bar reads 'Saves this document as a file.'



The "QuickView" links provides a web-view of the agenda with links to each individual document by topic...

A screenshot of the Plum Valley School District BoardBook website. The page has a header with the school district logo and name, a search bar, and navigation buttons for Home, Administration, Resources, Help, and Log Off. The main content area is a table with several rows of links. A red arrow points to the "QuickView" link in the fourth row.





<b>Regular</b> Monday, November 16, 2009 at 7:00 PM	
<a href="#">Notice</a>	
<a href="#">Agenda</a>	
<a href="#">BoardBook</a>	
<a href="#">QuickView</a>	
<a href="#">School Facility Maintenance Report.pptx</a>	Powerpoint resource for the latest facility report.



Documents can be downloaded separately when needed in the "QuickView"...

A screenshot of the BoardBook web application interface. At the top left is the Plum Valley School District logo. To its right is a search bar labeled "Search BoardBook" with a magnifying glass icon. Below the search bar are navigation buttons for "Home", "Administration", "Resources", "Help", and "Log Off". A secondary navigation bar contains buttons for "Return to Meeting", "Printer Friendly", and "Save BoardBook". The main content area displays the following text:

Regular  
Monday, November 16, 2009 7:00 PM  
Grade School Conference Room

- I. Call to Order
- II. Pledge of Allegiance
- III. Approval of Agenda
- IV. Consent Agenda
  - A. Approval of October Regular Meeting Minutes
    -  [Sample Minutes.rtf](#)
  - B. Board Bills
    -  [Payables from General Fund.pdf](#)
  - C. Personnel
    - 1. New Hires
    - 2. Resignations
- V. Public Comments
- VI. Superintendent's Report
  - A. Learning Goals
    -  [Learning Goals.docx](#)
  - B. H1N1 Update
    -  [H1N1.pdf](#)



To search for previous meeting materials, simply type a phrase in the Search box and click the magnifying glass...

A screenshot of the BoardBook website interface. At the top left is the Plum Valley School District logo. To its right is a search box containing the text "Search BoardBook" with a magnifying glass icon. A red arrow points to this search box. Below the search box is a navigation menu with buttons for "Home", "Administration", "Resources", "Help", and "Log Off". A second red arrow points to the "Log Off" button. Below the navigation menu, the text "You requested:" is followed by a search input field containing "passenger bus" and a magnifying glass icon, with a link to "Advanced Search". Below this is a "Search Results" section with a dark header. It contains four search results, each with a "Meeting Date" of "Monday, April 20, 2009" and a "File Name" with a corresponding link. The results are: 1) "minutes.doc" with link "Minutes of Regular Meeting"; 2) "boardbook.pdf" with link "boardbook.pdf"; 3) "quickview.html" with link "quickview.html"; 4) "fauxagenda.doc" with link "fauxagenda.doc".



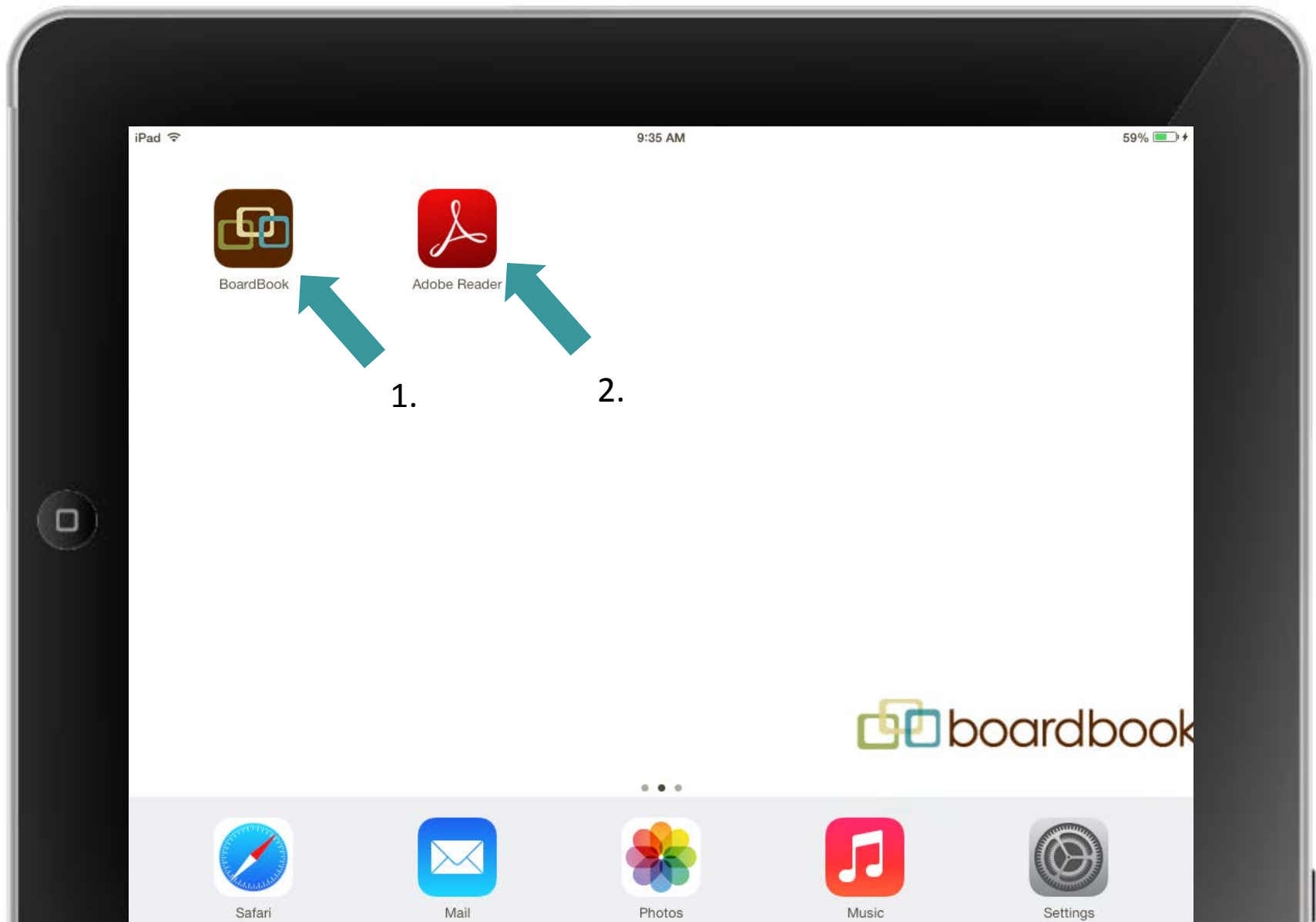
The Resources tab may contain important links or files distributed by the school district or Association...





On your iPad!

Let us **show**  
**you** how it  
works.



Setting up your iPad to use with BoardBook is easy:

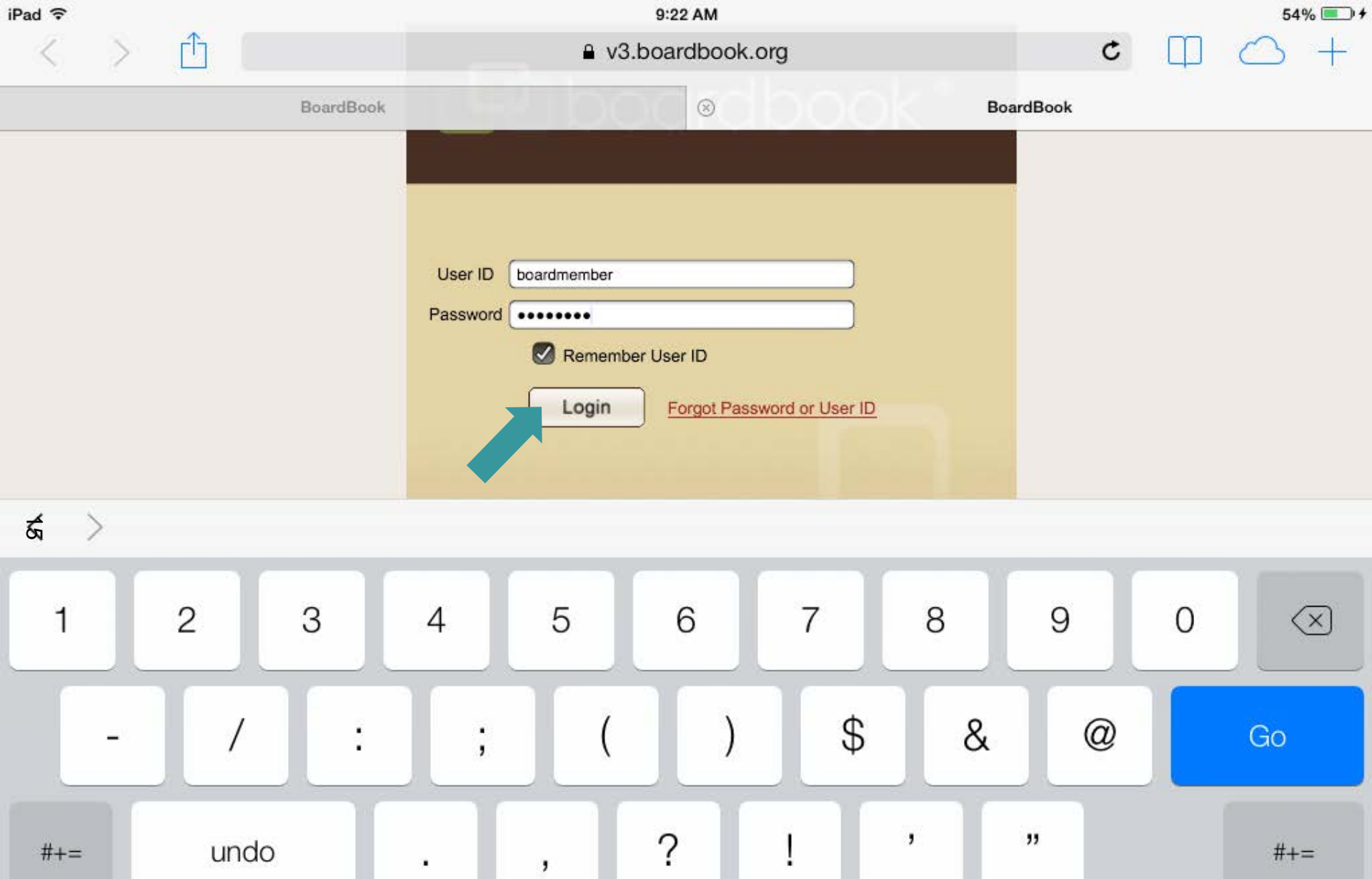
1. Add a Home Page button for BoardBook
2. Install a PDF app such as Adobe Reader



To add a Home Page button: Open Safari, enter [www.BoardBook.org](http://www.BoardBook.org) in the Internet address field and touch Member Login.



Tap the Action button and select Add to Home Screen.



To log into BoardBook, touch the new Home Page button, enter User ID & password, and tap Login.

Show: Current Meetings

Meetings	Title
<a href="#">Monday, February 10, 2014 at 7:00 PM</a>	Regular Meeting
<a href="#">Monday, January 27, 2014 at 7:00 PM</a>	Regular Meeting
<a href="#">Wednesday, December 11, 2013 at 7:00 PM</a>	Regular Meeting
<a href="#">Tuesday, December 10, 2013 at 7:00 PM</a>	Regular Meeting
<a href="#">Monday, November 18, 2013 at 7:00 PM</a>	Regular Meeting
<a href="#">Monday, October 21, 2013 at 7:00 PM</a>	Regular Meeting
<a href="#">Monday, October 21, 2013 at 7:00 PM</a>	Closed Session
<a href="#">Monday, September 30, 2013 at 7:00 PM</a>	Regular Meeting



16

Touch the appropriate meeting date to access meeting materials.

**Regular Meeting**  
**Monday, February 10, 2014 at 7:00 PM**

---

[BoardBook](#)

---

[QuickView](#)

17



To quickly view the agenda and related attachments online,  
touch "QuickView"

**Purple Mountain School District**  
Regular Meeting  
Monday, February 10, 2014 7:00 PM  
Administrative Center Board Room

**I. Call to Order**

- A. Pledge to the Flag
- B. Roll Call

**II. Audience Participation**

**III. Approval of the Consent Agenda Items**

- A. Approve minutes of January 13, 2014 Regular Meeting

 [Sample Minutes.docx](#)

- B. Approve claims

 [Sample Bills.docx](#)

- C. Personnel

- 1) New Hires

 [New Hires.docx](#)

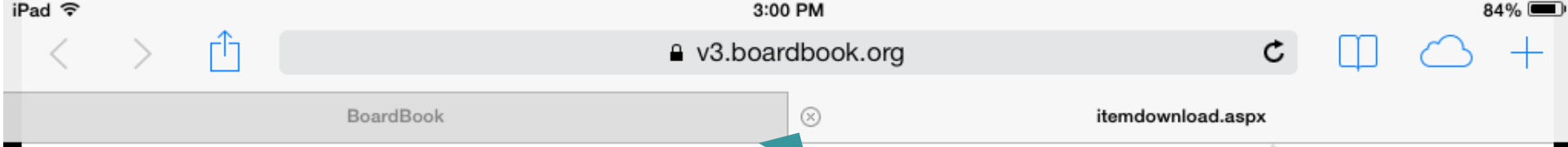
- 2) Resignations

 [Resignations.docx](#)



18

To view an individual document, simply touch the file name next to the paperclip. The file will open in a new tab within the browser.



19

After viewing an attachment from Quickview, touch the small circled X on the left-hand side of the tab to close the document.

- Return to Meeting
- Printer Friendly
- Save BoardBook**



20

**Purple Mountain School District**  
Regular Meeting  
Monday, February 10, 2014 7:00 PM  
Administrative Center Board Room

- I. Call to Order**
  - A. Pledge to the Flag
  - B. Roll Call
- II. Audience Participation**
- III. Approval of the Consent Agenda Items**
  - A. Approve minutes of January 13, 2014 Regular Meeting
    -  [Sample Minutes.docx](#)
  - B. Approve claims
    -  [Sample Bills.docx](#)
  - C. Personnel
    - 1) New Hires
      -  [New Hires.docx](#)
    - 2) Resignations
      -  [Resignations.docx](#)

To save a complete agenda packet for offline viewing and to add notes to your packet, touch the Save BoardBook tab.

iPad 3:01 PM 84%

v3.boardbook.org

BoardBook itemdownload.aspx

boardbook.pdf Open in "Documents" Open in...

**BOARD OF EDUCATION**  
**Purple Mountain School District**

**Regular Meeting**  
**AGENDA**  
**Monday, February 10, 2014**  
**Administrative Center Board Room**  
**7:00 PM**

**I. Call to Order**

- A. Pledge to the Flag
- B. Roll Call

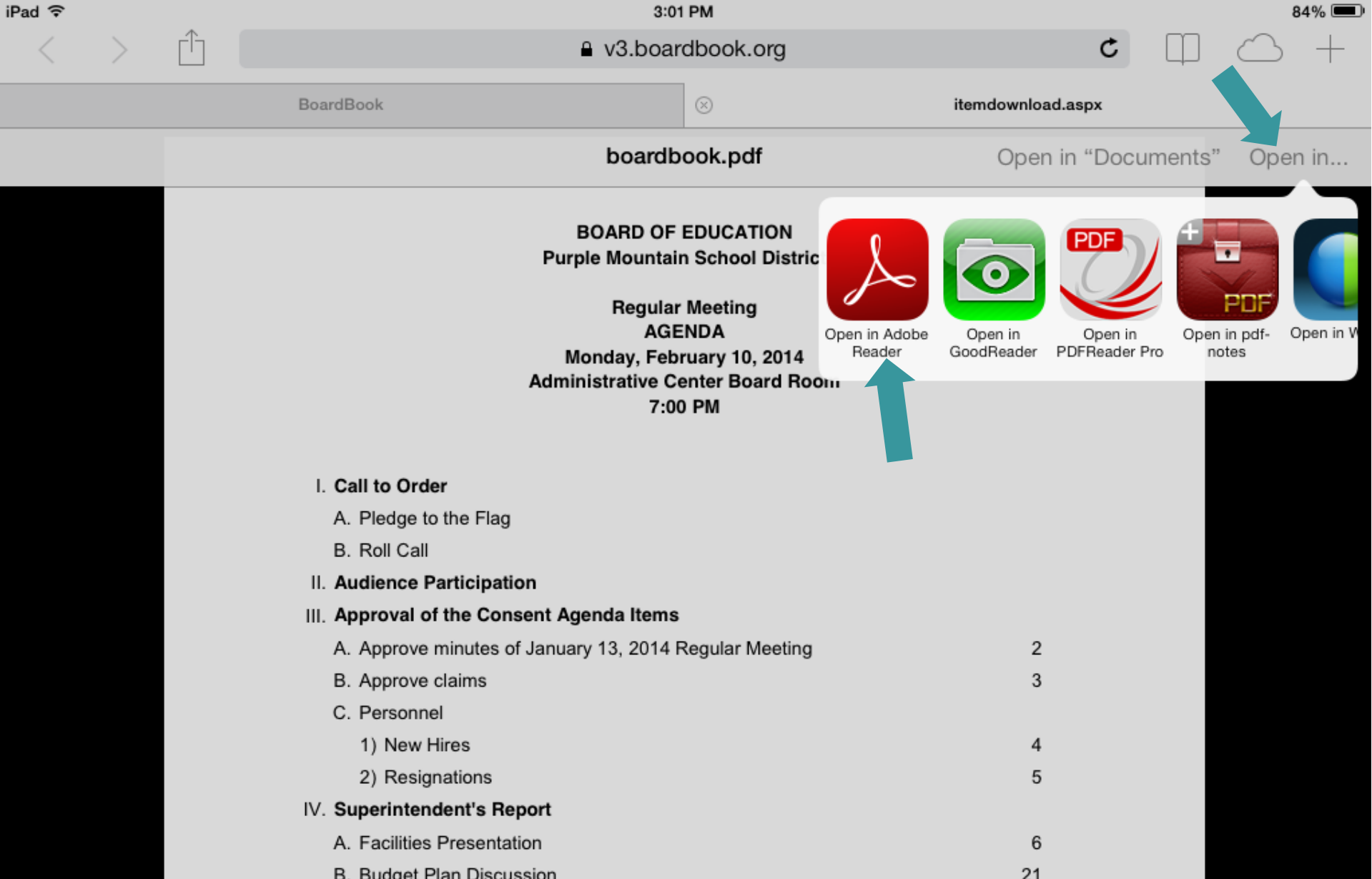
**II. Audience Participation**

**III. Approval of the Consent Agenda Items**

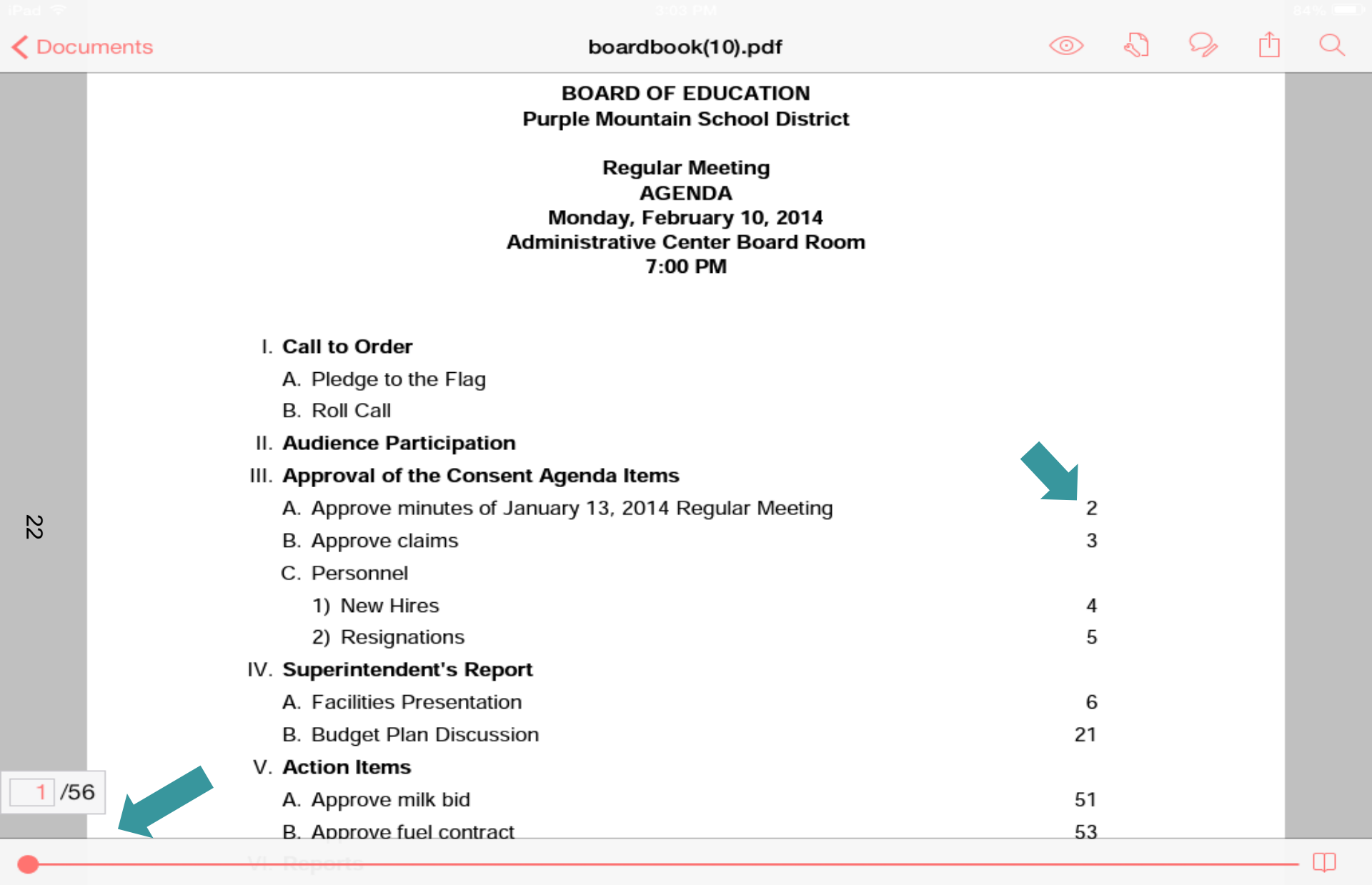
A. Approve minutes of January 13, 2014 Regular Meeting	2
B. Approve claims	3
C. Personnel	
1) New Hires	4
2) Resignations	5

**IV. Superintendent's Report**

A. Facilities Presentation	6
B. Budget Plan Discussion	21



After the BoardBook has finished downloading, touch at the top of the page to reveal an "Open in..." button. Touch Open in..., then select "Open in Adobe Reader".



**boardbook(10).pdf**

**BOARD OF EDUCATION**  
**Purple Mountain School District**

**Regular Meeting**  
**AGENDA**  
**Monday, February 10, 2014**  
**Administrative Center Board Room**  
**7:00 PM**

<b>I. Call to Order</b>	
A. Pledge to the Flag	
B. Roll Call	
<b>II. Audience Participation</b>	
<b>III. Approval of the Consent Agenda Items</b>	
A. Approve minutes of January 13, 2014 Regular Meeting	2
B. Approve claims	3
C. Personnel	
1) New Hires	4
2) Resignations	5
<b>IV. Superintendent's Report</b>	
A. Facilities Presentation	6
B. Budget Plan Discussion	21
<b>V. Action Items</b>	
A. Approve milk bid	51
B. Approve fuel contract	53

To navigate by page numbers in Adobe Reader, identify the starting page number reference from the agenda and use the page number slide or box in the bottom left-hand corner to move to desired page.

iPad 3:05 PM 84%

< Documents boardbook(10).pdf

Purple Mountain School District

Regular Meeting  
AGENDA  
Monday, February 10, 2014  
Administrative Center Board Room  
7:00 PM

I. **Call to Order**  
A. Pledge to the Flag  
B. Roll Call

II. **Audience Participation**

III. **Approval of the Consent Agenda Items**  
A. Approve minutes of January 13, 2014 Regular Meeting  
B. Approve claims  
C. Personnel  
    1) New Hires  
    2) Resignations

IV. **Superintendent's Report**  
A. Facilities Presentation  
B. Budget Plan Discussion

V. **Action Items**  
A. Approve milk bid  
B. Approve fuel contract


VI. **Reports**  
A. BoardBook Presentation  
<http://www.BoardBook.org>

23

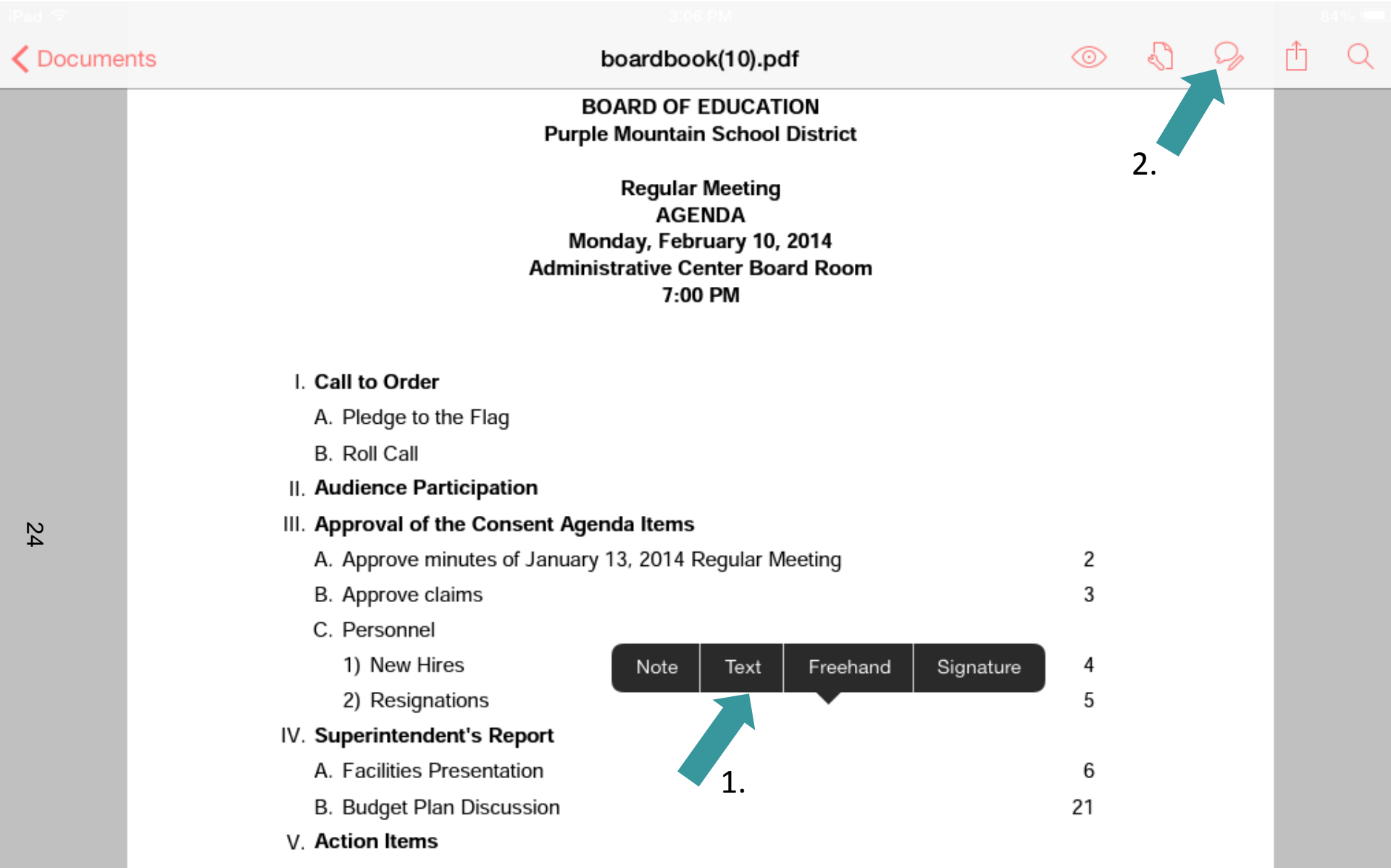
1 /56

**Bookmarks**

- Agenda
- Call to Order >
- Audience Participation
- Approval of the Consent Agenda... >
- Superintendent's Report >
- Action Items >
- Reports >
- Old Business
- ClosedSession
- Information
- Adjournment



To navigate using Bookmarks, touch the book button in the bottom right-hand corner.



To add notes to your packet, open the annotation tools by either:

1. Holding finger on the screen until black note bar appears.
2. Touching the Annotation Tools button in the upper right corner.

**BOARD OF EDUCATION  
Purple Mountain School District**


**Regular Meeting  
AGENDA  
Monday, February 10, 2014  
Administrative Center Board Room  
7:00 PM**

**I. Call to Order**

- A. Pledge to the Flag
- B. Roll Call

**II. Audience Participation**

**III. Approval of the Consent Agenda Items**

- A. Approve minutes of January 13, 2014 Regular Meeting  1. 2
- B. Approve claims** 2. 3
- C. Personnel
  - 1) New Hires 4
  - 2) Resignations 5

**IV. Superintendent's Report**

- A. Facilities Presentation 6
- B. Budget Plan Discussion 21

**V. Action Items**

- A. Approve milk bid 51
- B. Approve fuel contract 53

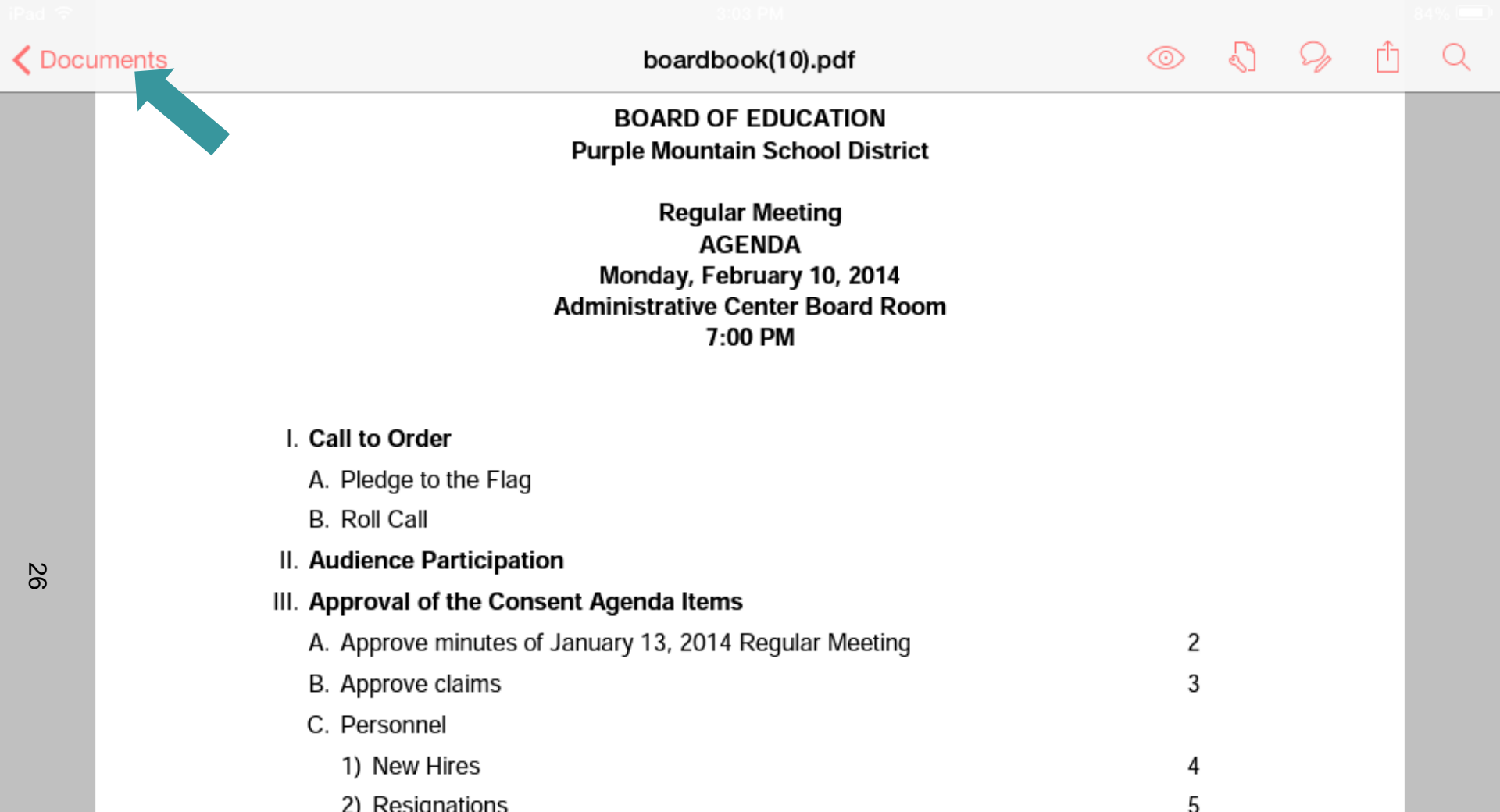
**VI. Reports**

- A. BoardBook Presentation

*Note* 3.

25

Example annotations: 1. Sticky Note, 2. Highlight, 3. Freehand note



**I. Call to Order**

- A. Pledge to the Flag
- B. Roll Call

**II. Audience Participation**

**III. Approval of the Consent Agenda Items**

- |  |   |
|--|---|
| A. Approve minutes of January 13, 2014 Regular Meeting | 2 |
| B. Approve claims                                      | 3 |
| C. Personnel   |   |
| 1) New Hires   | 4 |
| 2) Resignations  | 5 |

As a reminder: once a BoardBook packet has been saved into Adobe Reader, it can be accessed by touching the Adobe Reader app button from your iPad home screen. You may want to either delete previously saved packets or rename them for better organization. To manage saved BoardBooks, touch the Documents button in the upper left corner.

iPad Adobe Reader

- Documents
- Acrobat.com
- Camera to PDF

RECENTS

- boardbook(7).pdf
- boardbook(8).pdf
- boardbook(10).pdf
- boardbook(9).pdf
- Purple Mountain Packet.pdf

Documents

84%

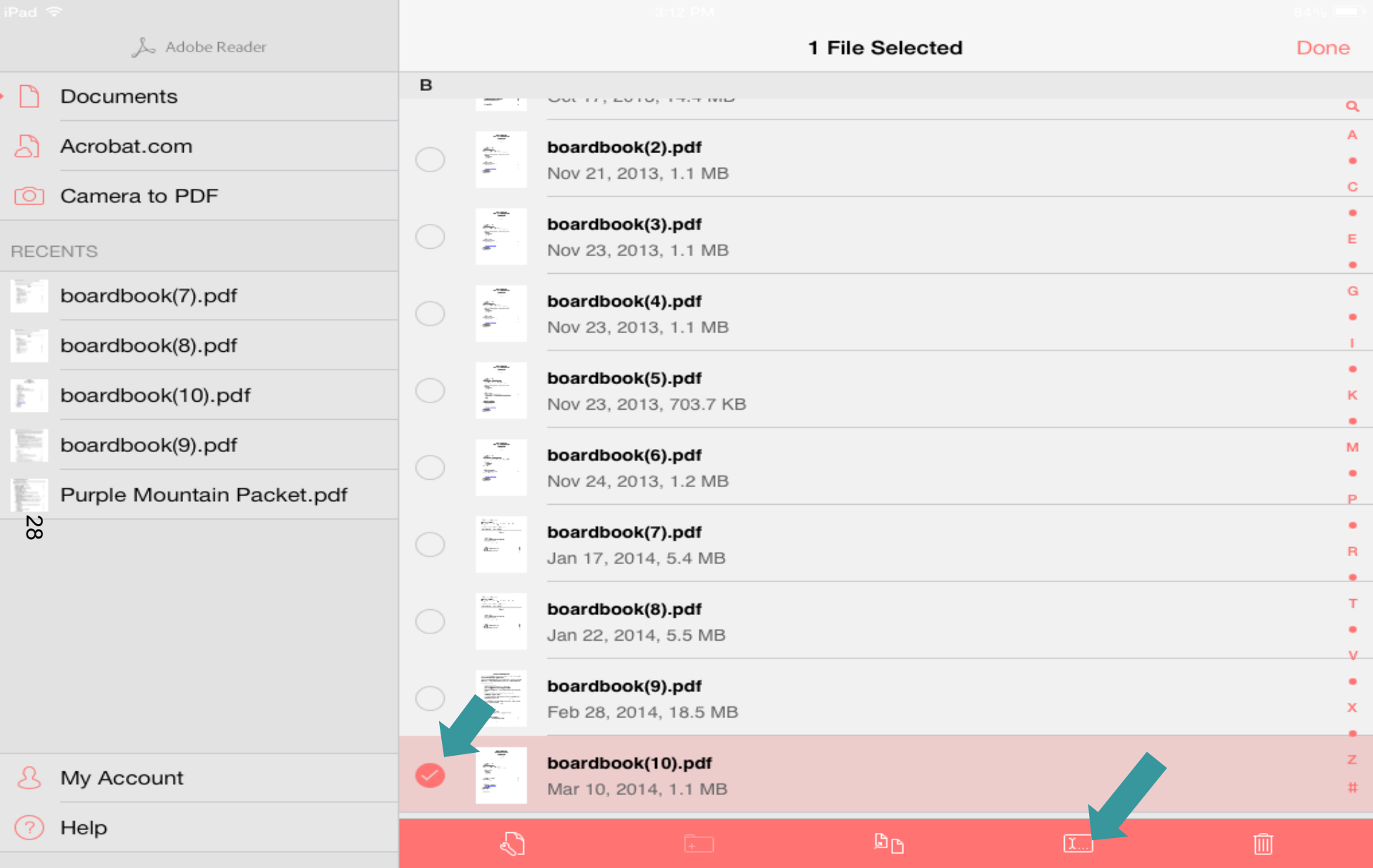
**Edit**

**B**

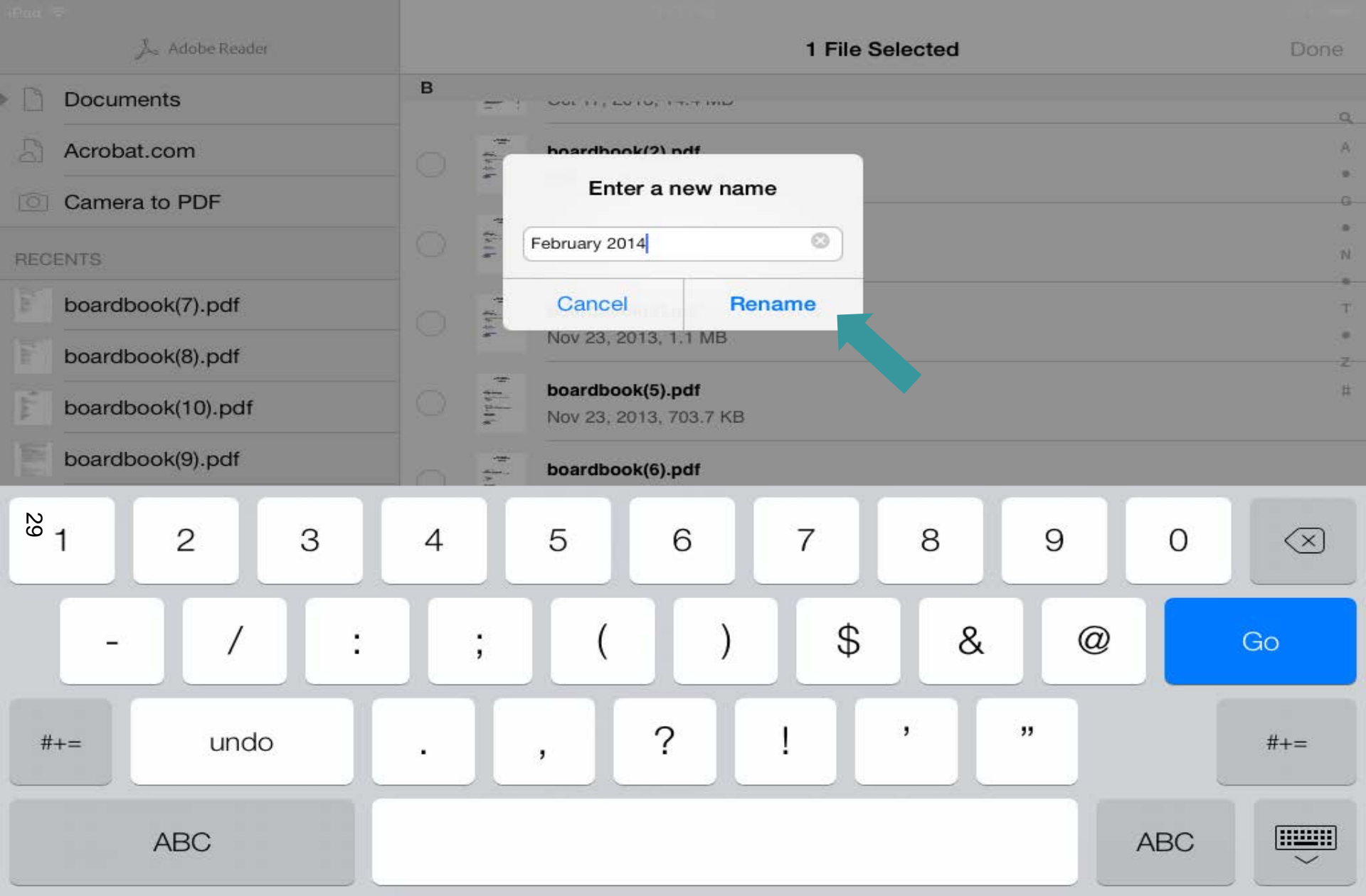
- Oct 17, 2013, 14.4 MB
- boardbook(2).pdf**  
Nov 21, 2013, 1.1 MB
- boardbook(3).pdf**  
Nov 23, 2013, 1.1 MB
- boardbook(4).pdf**  
Nov 23, 2013, 1.1 MB
- boardbook(5).pdf**  
Nov 23, 2013, 703.7 KB
- boardbook(6).pdf**  
Nov 24, 2013, 1.2 MB
- boardbook(7).pdf**  
Jan 17, 2014, 5.4 MB
- boardbook(8).pdf**  
Jan 22, 2014, 5.5 MB
- boardbook(9).pdf**

Q  
A  
B  
C  
D  
E  
F  
G  
H  
I  
J  
K  
L  
M  
N  
O  
P  
Q  
R  
S  
T  
U  
V

To Delete or Rename a saved agenda packet, begin by touching Edit in the upper right corner.



To rename a file, check the appropriate document, and then touch the Rename button.



Enter a new name and touch Rename.



FORECAST<sup>5</sup>  
ANALYTICS

---

# Mokena SD – Financial Profile, Local EAV, Per Pupil EAV, Tax Rate Review



## Agenda

Overview of Board Book – 7:00 – 7:10

Audit Review – 7:10 – 7:30

Financial Power Point – 7:30 – 7:50

BOE Financial Reports – 7:50 – 8:05

Levy – 8:05 – 8:10

403(b) Providers – 8:10 - 8:15

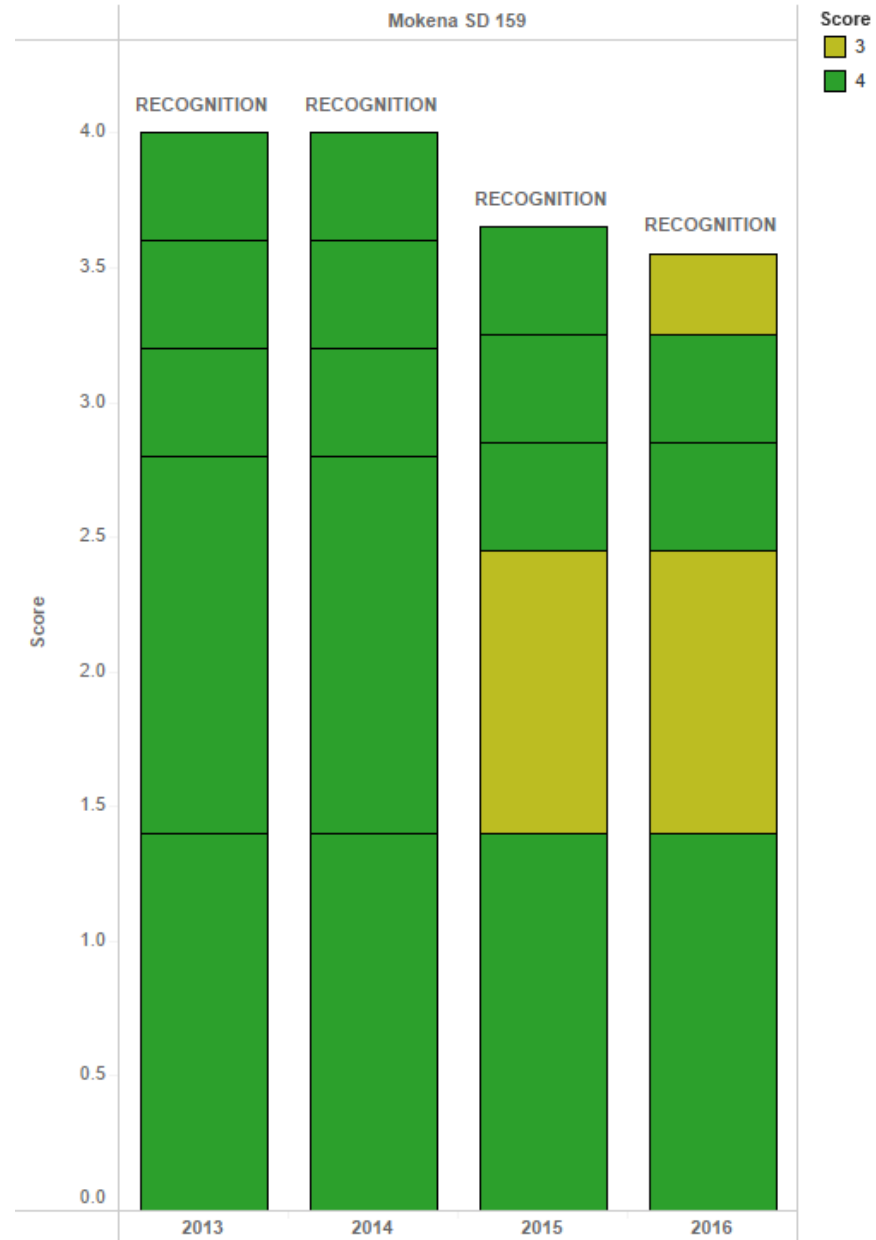
Future Meetings – Discussion 8:15 – 8:20

Question 8:20 – 8:30

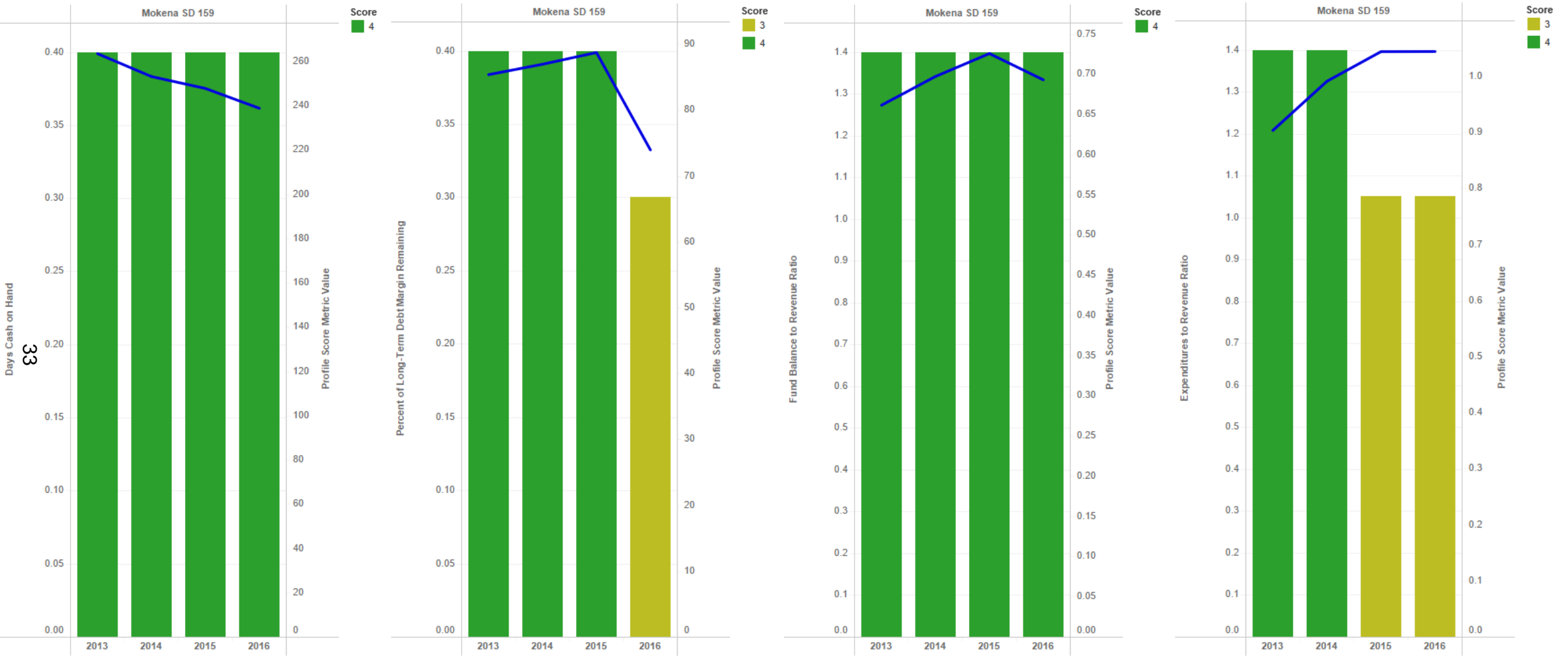
Adjourn 8:30



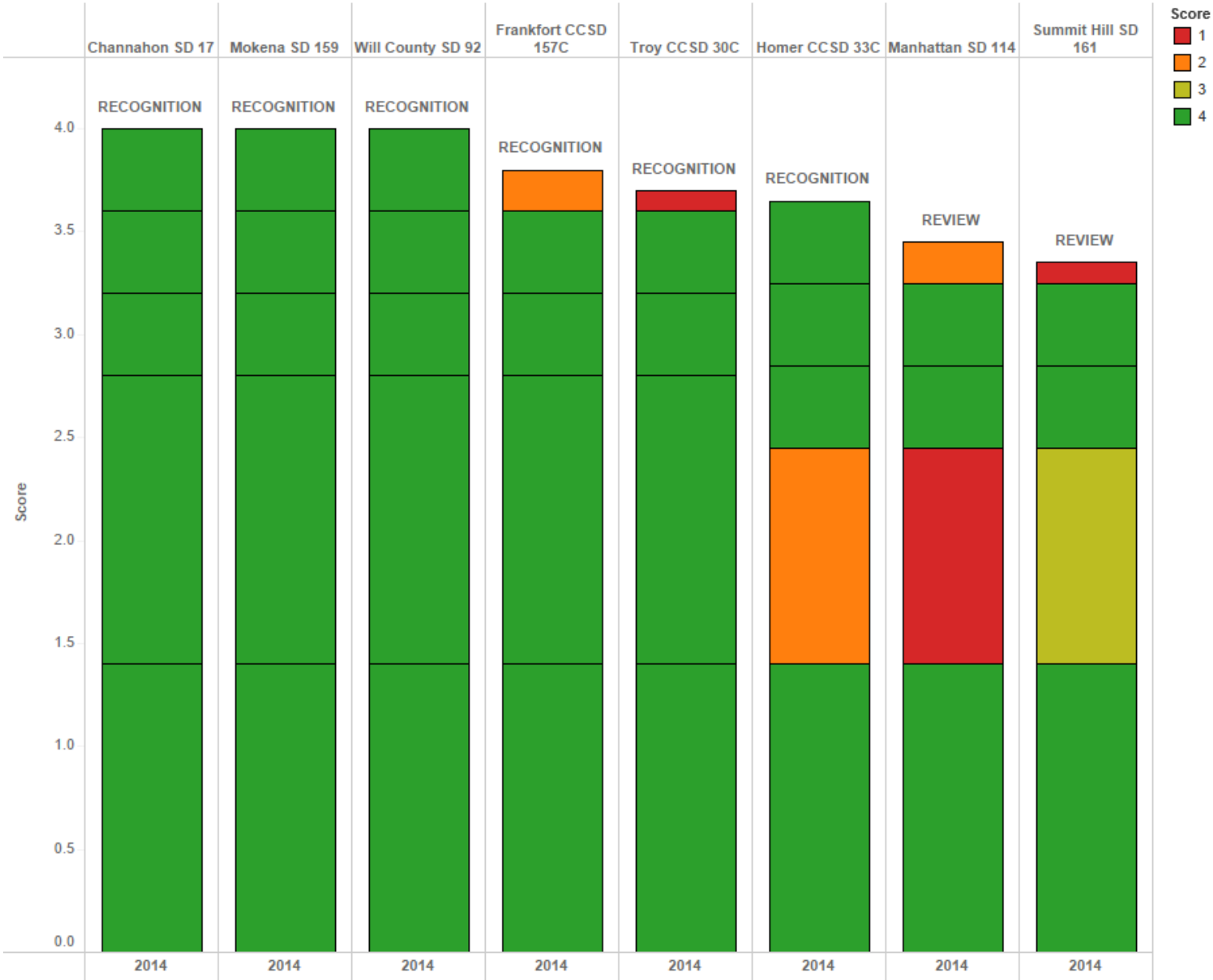
# Financial Profile Score Trend



# Financial Profile Score Elements



# Financial Profile Score Comparison - 2014

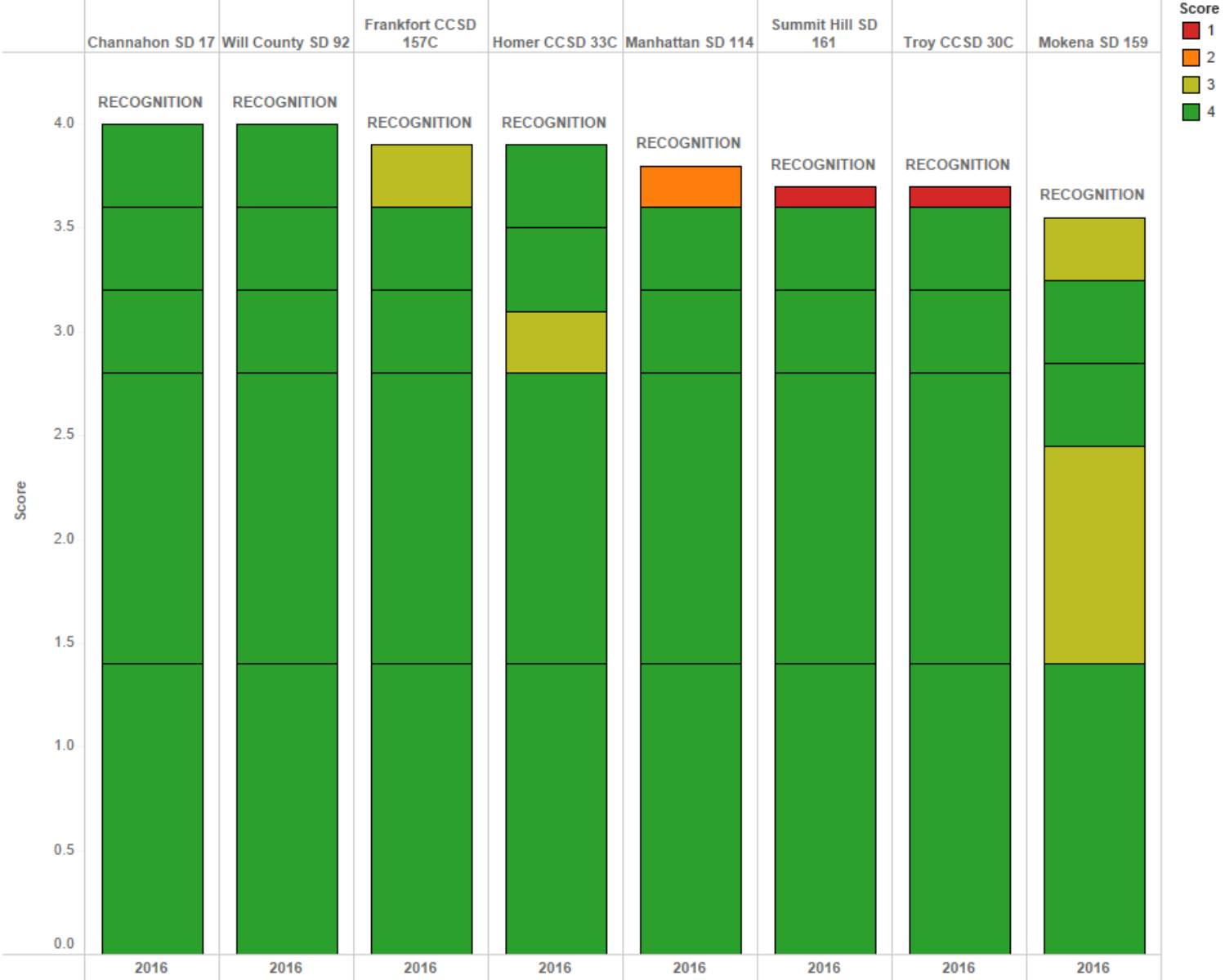


# Financial Profile Score Comparison - 2015

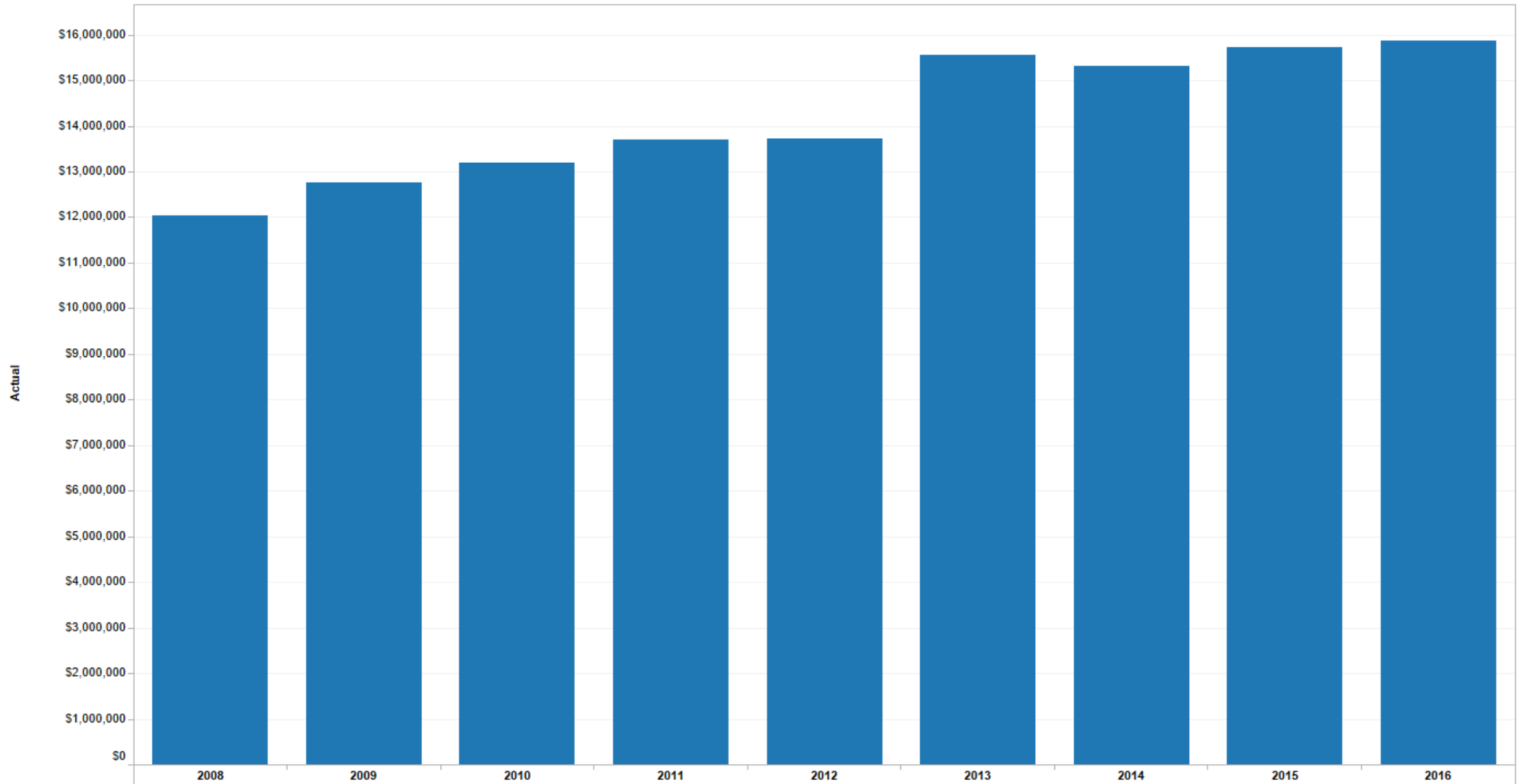


35

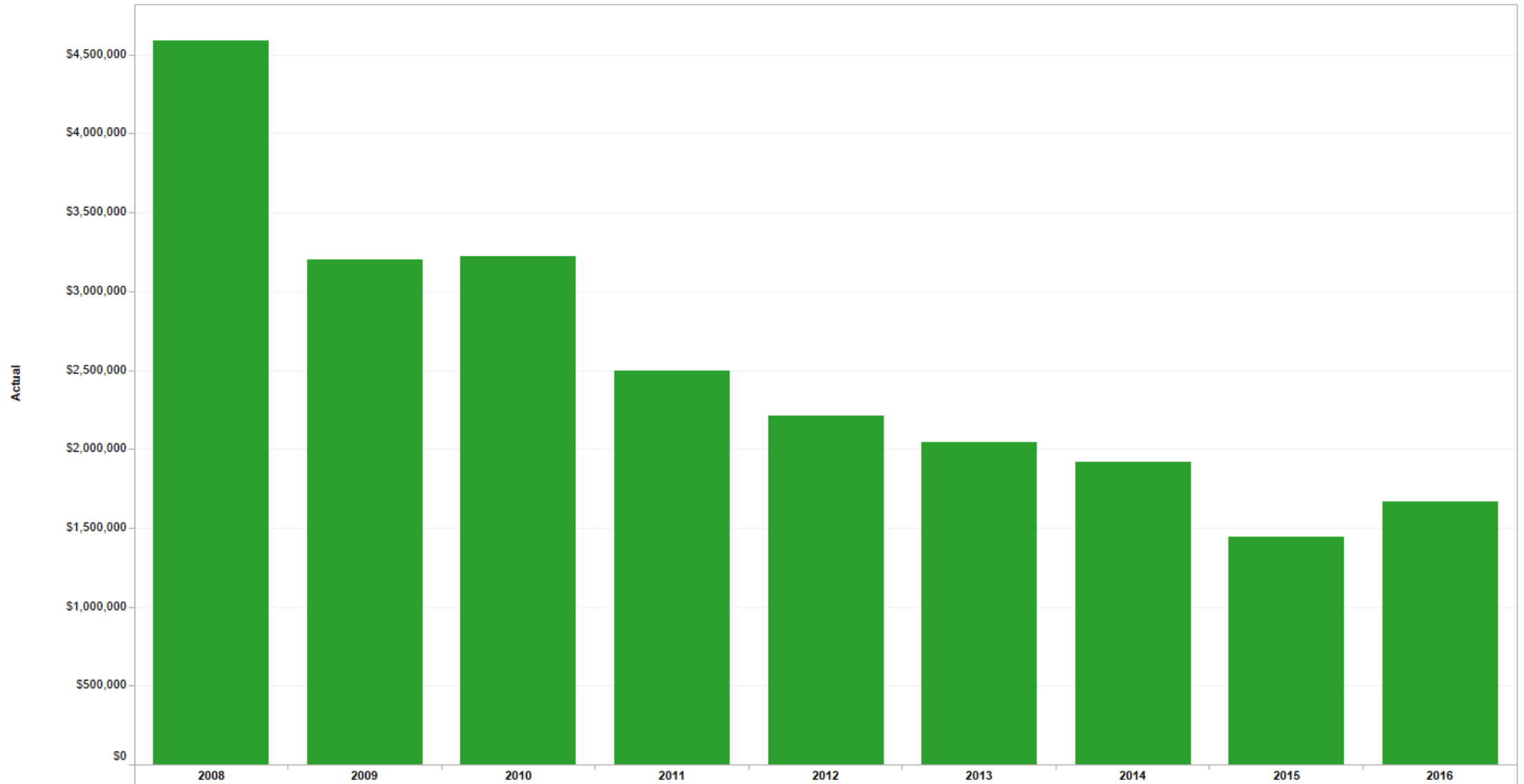
# Financial Profile Score Comparison - 2016



# Local Tax Levy Revenue Trend

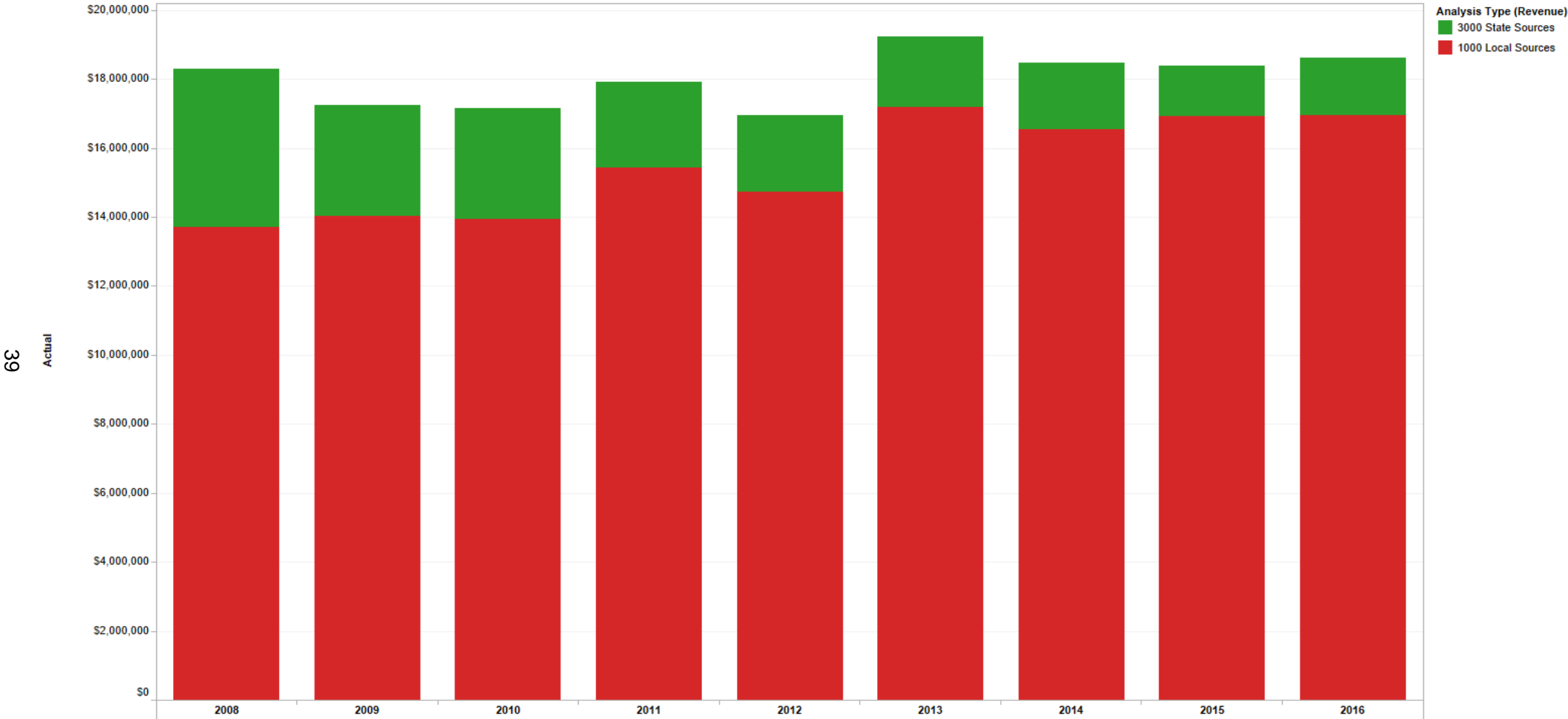


# State Revenue Trend

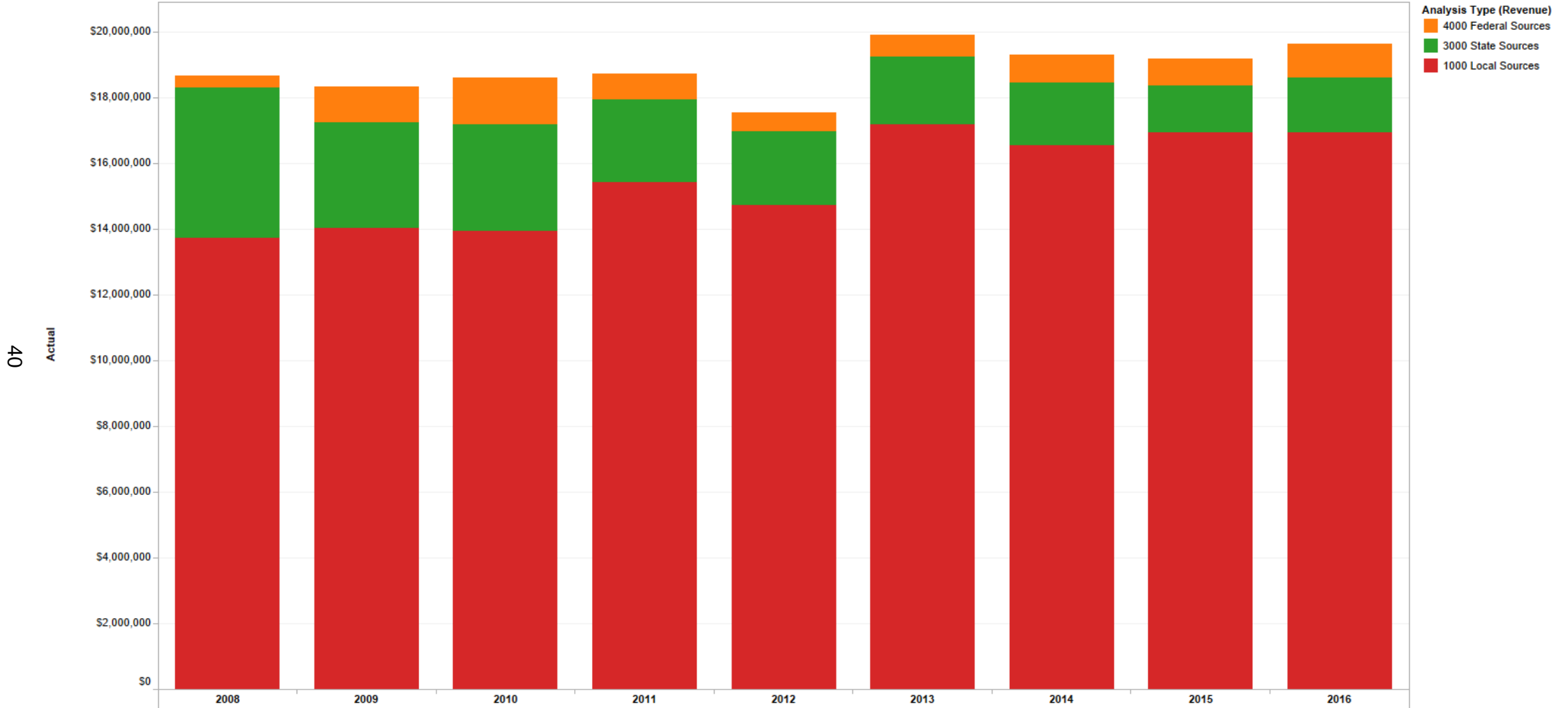


38

# Local & State Revenue Trend

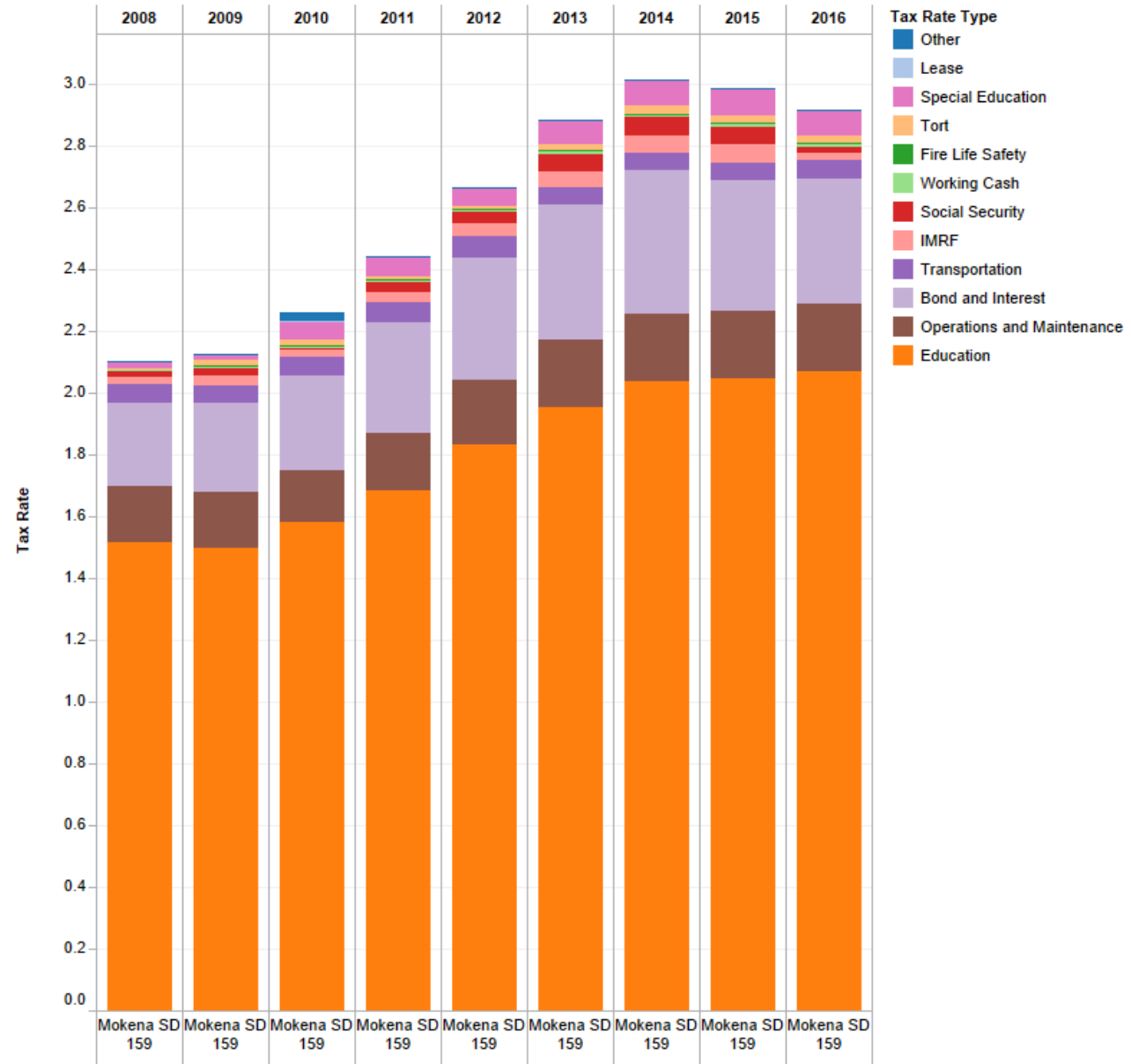


# Total Revenue By Source

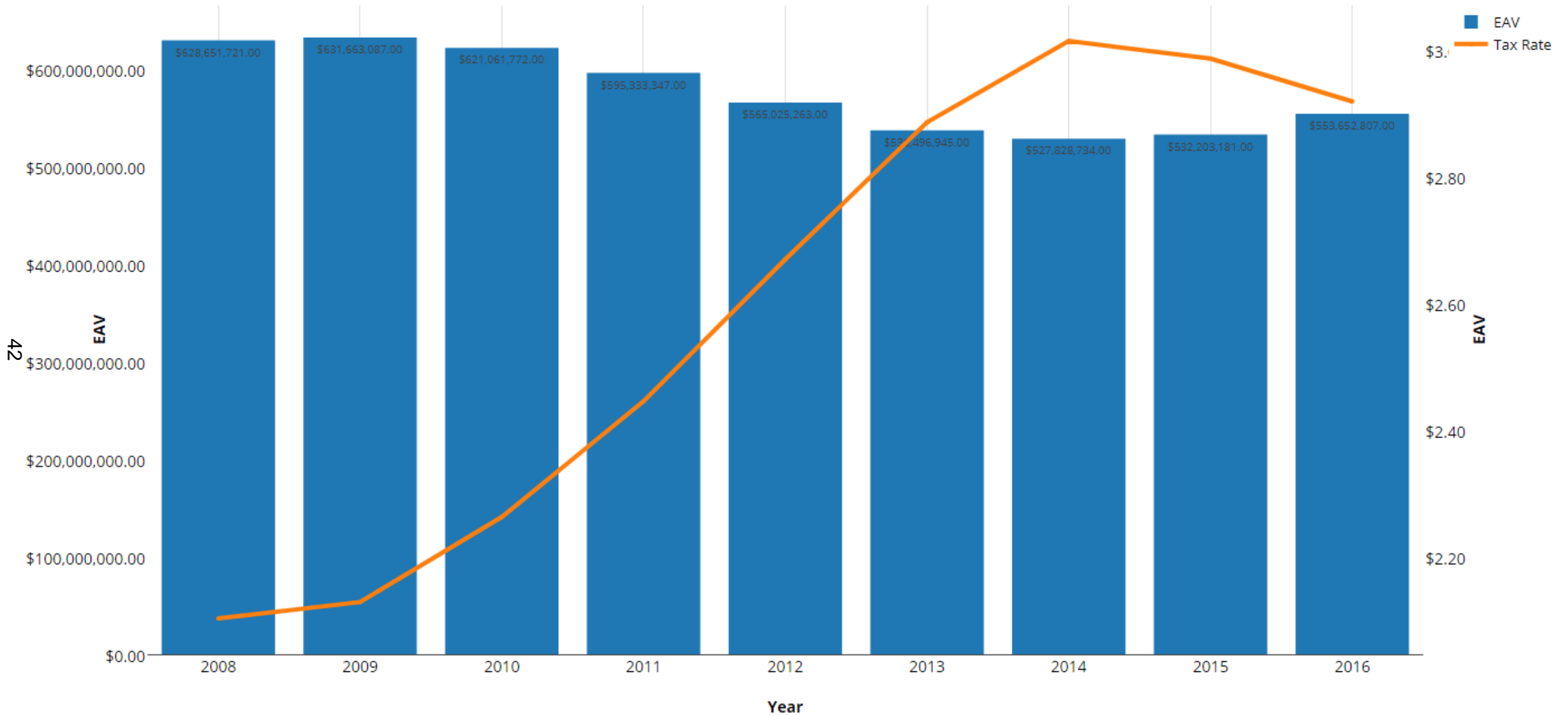




# Total Tax Rate Trend

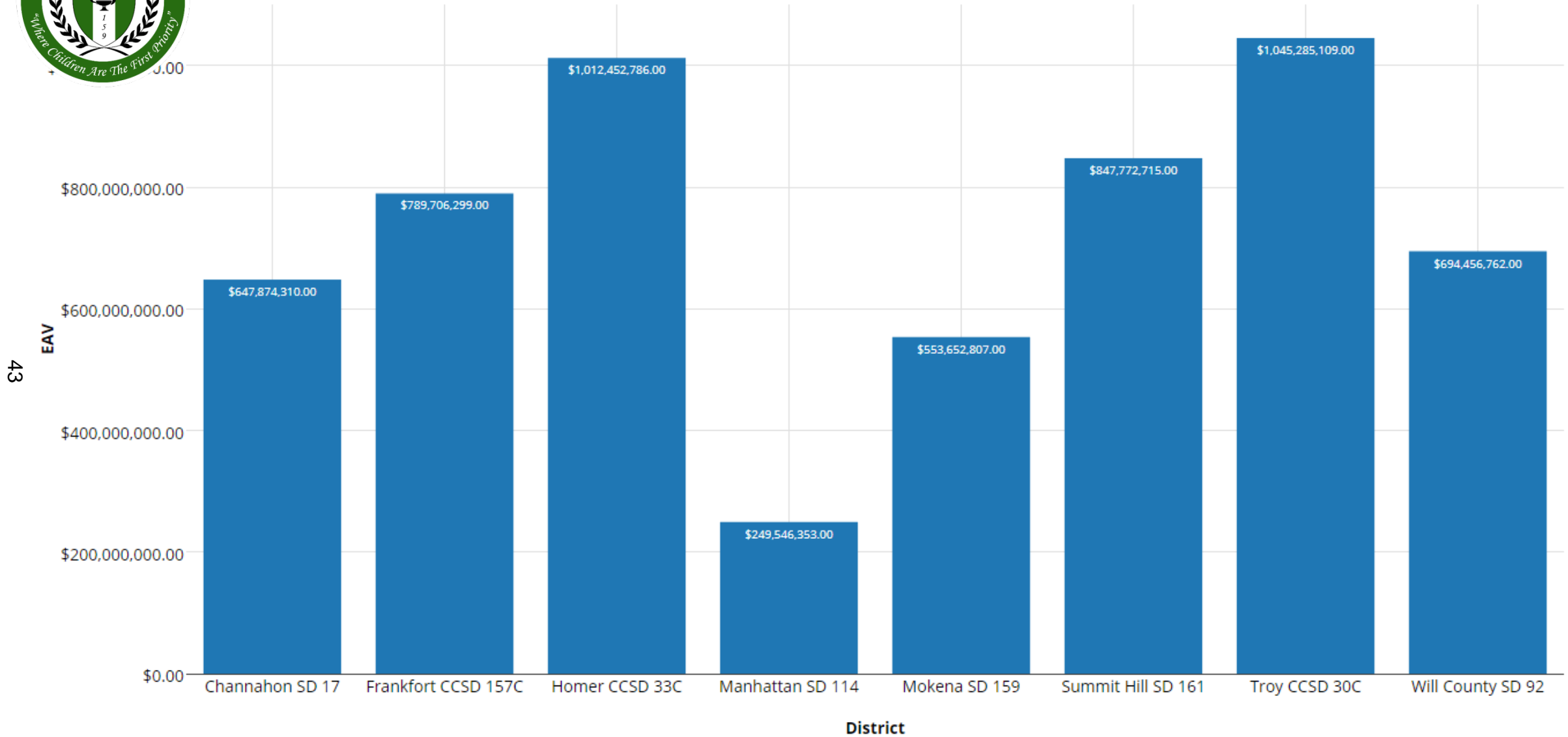


# Total EAV and Tax Rate



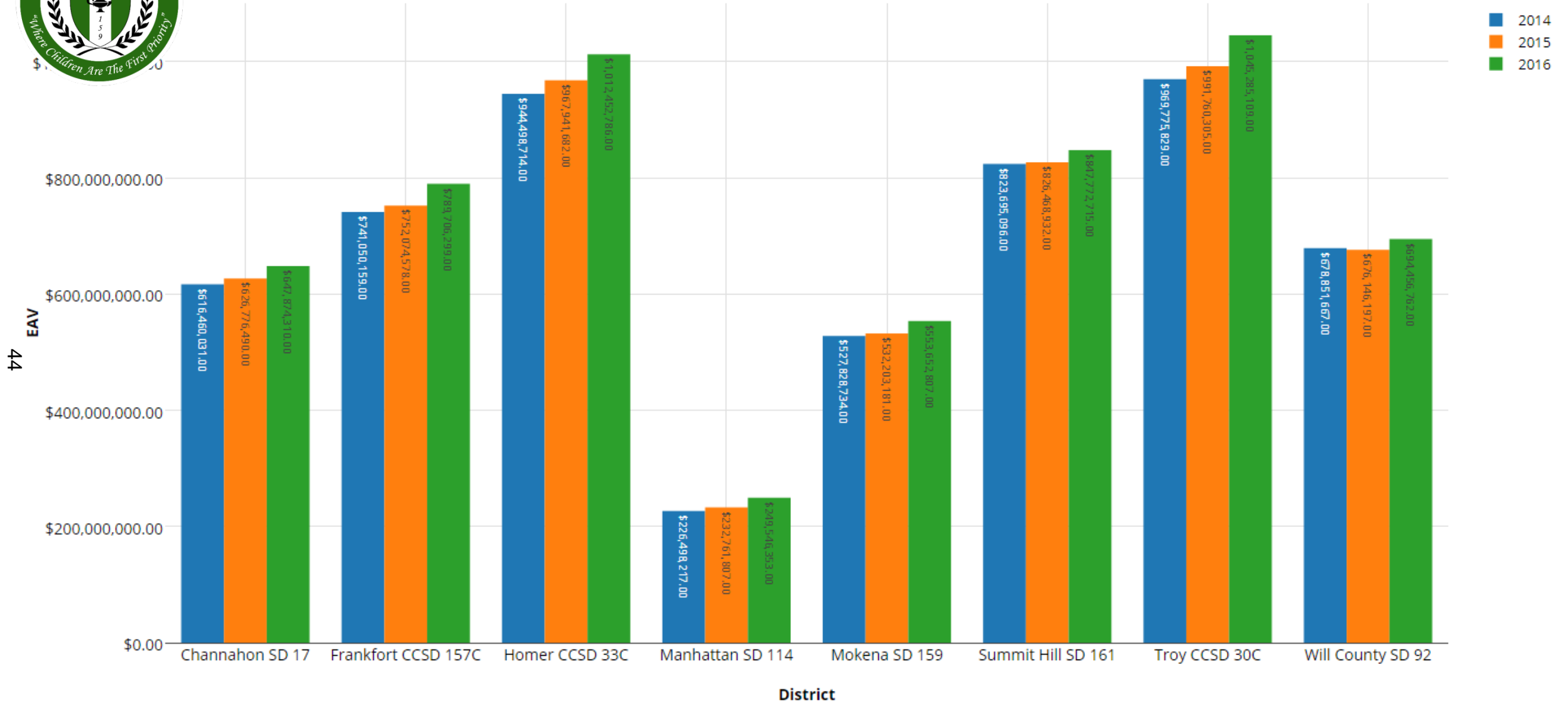


# Total EAV Comparison



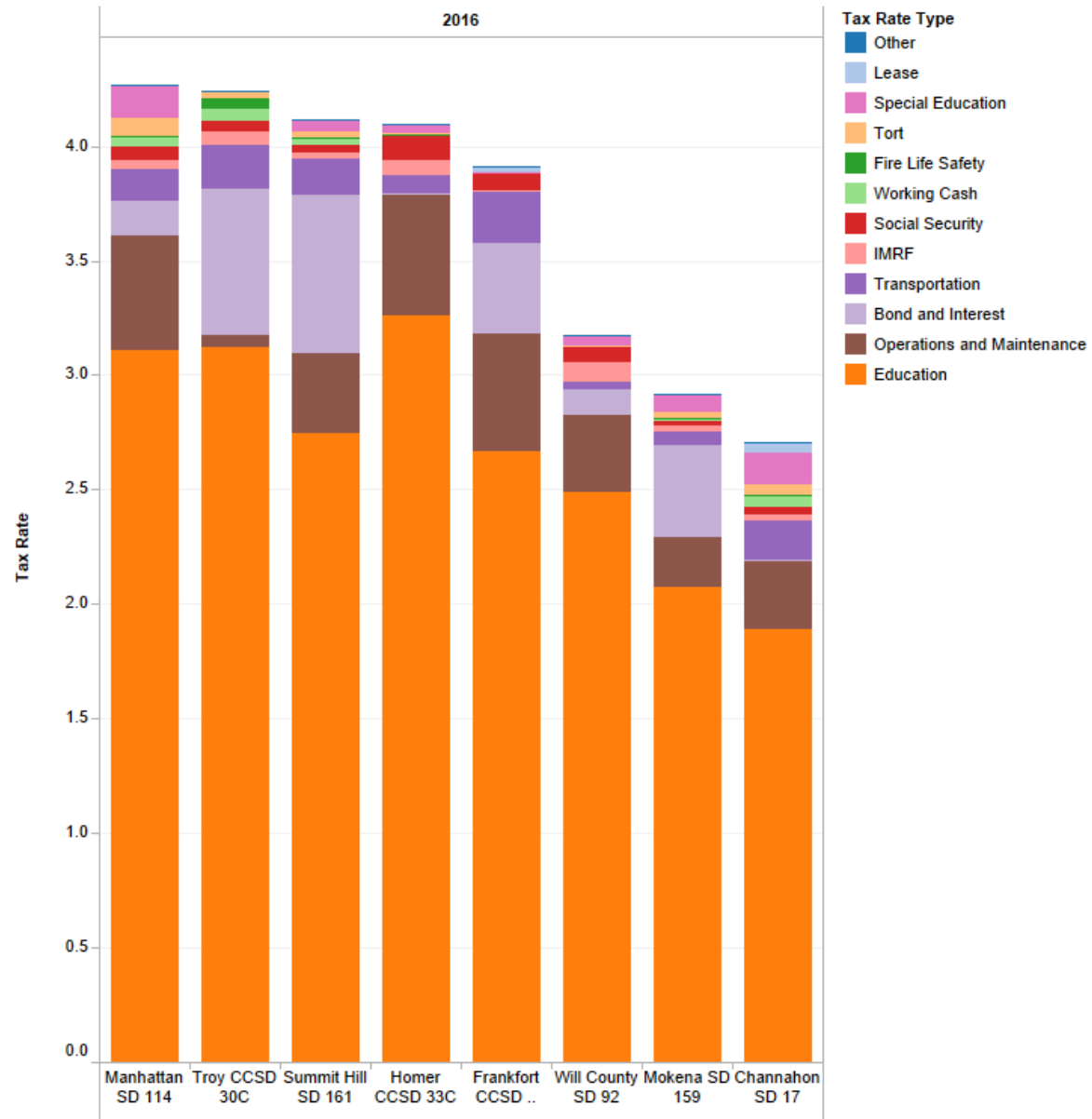


# Total EAV Comparison - 3-Year Trend

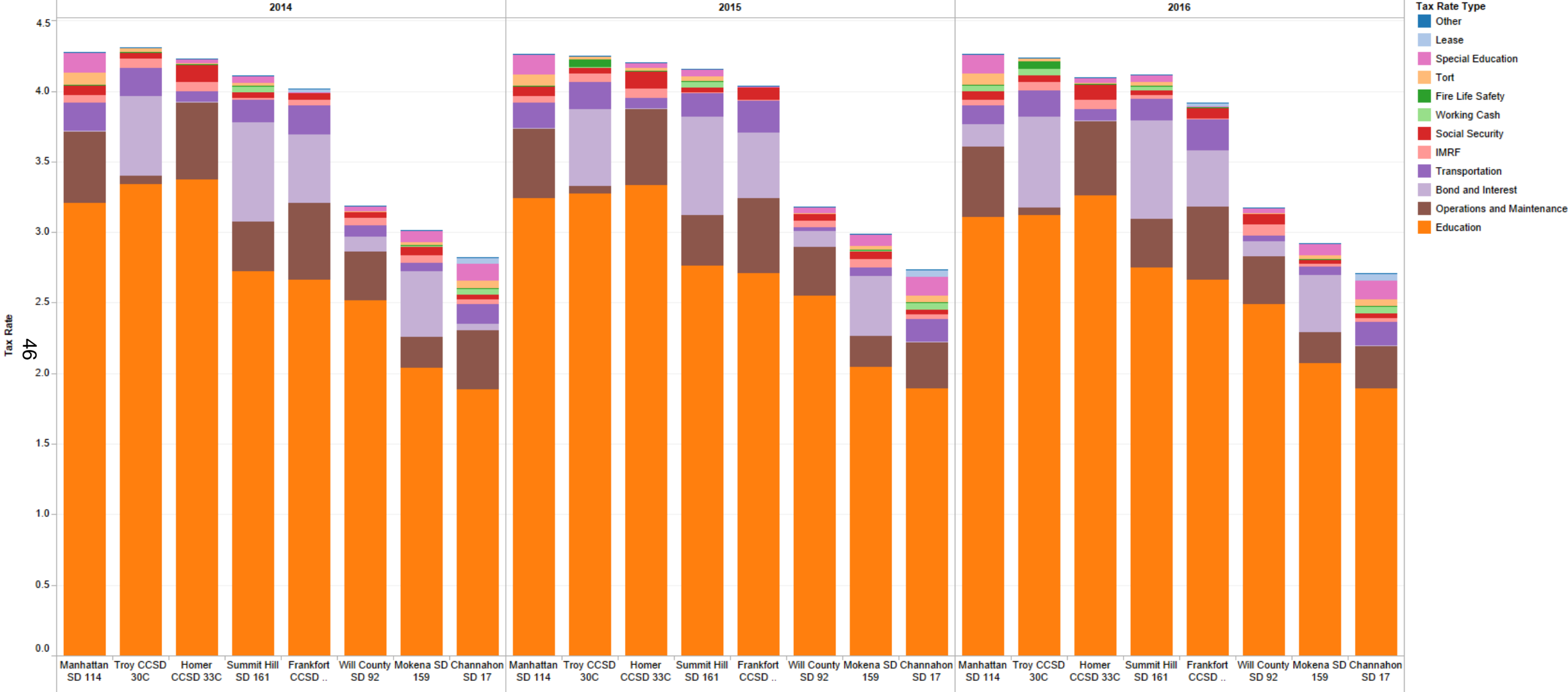




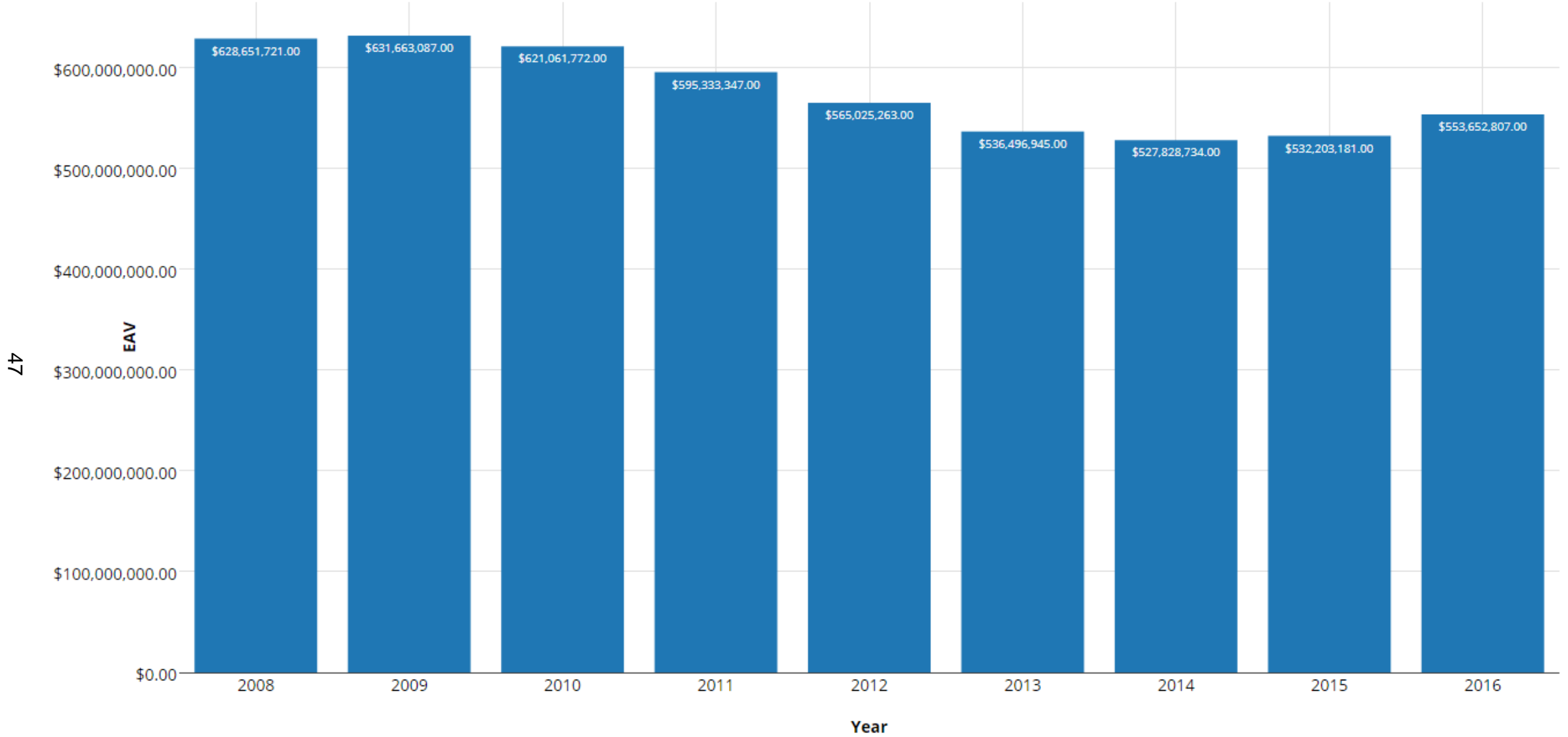
# Total Tax Rate Comparison



# Total Tax Rate – 3 Year Comparison

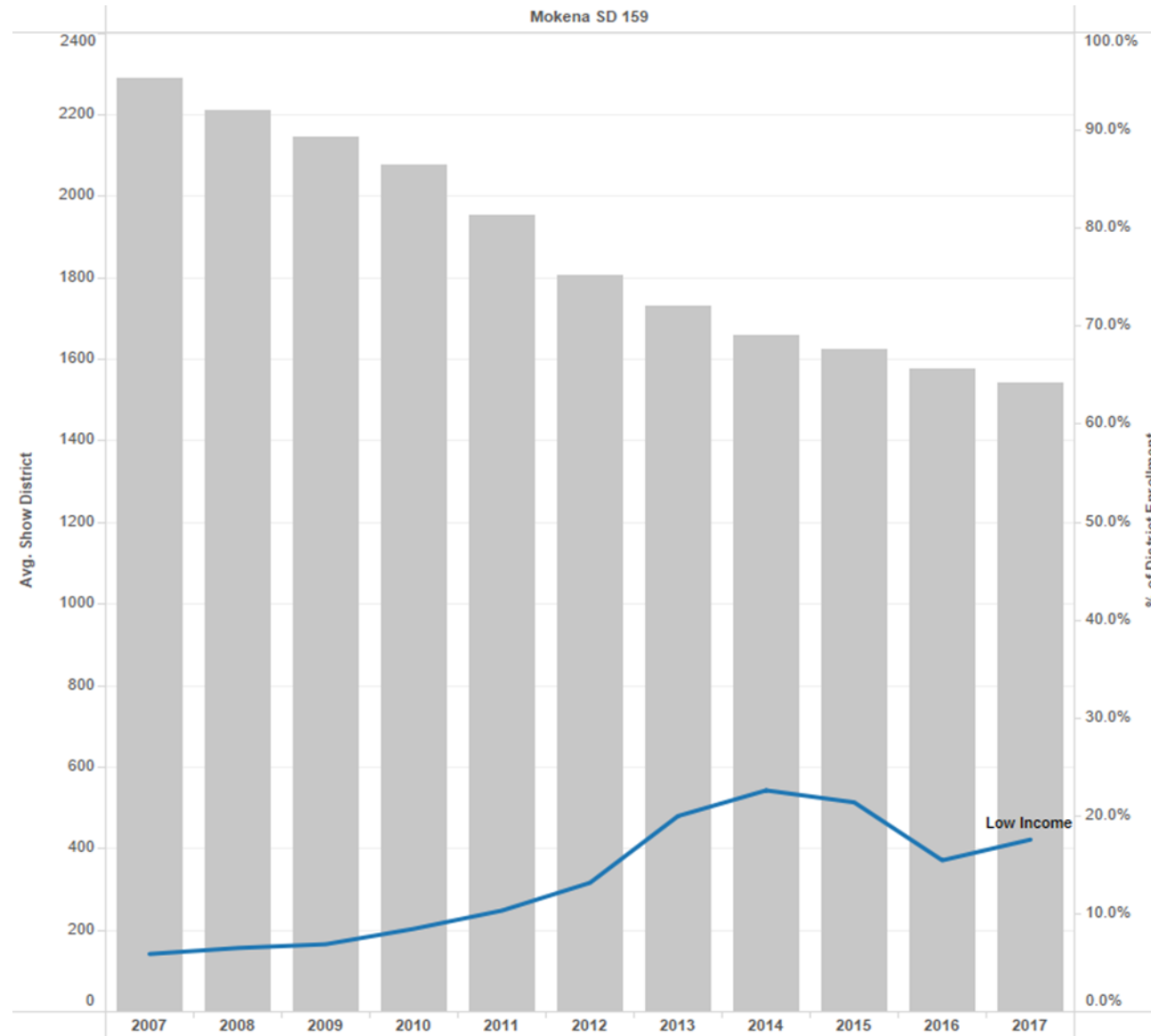


# Total EAV Trend





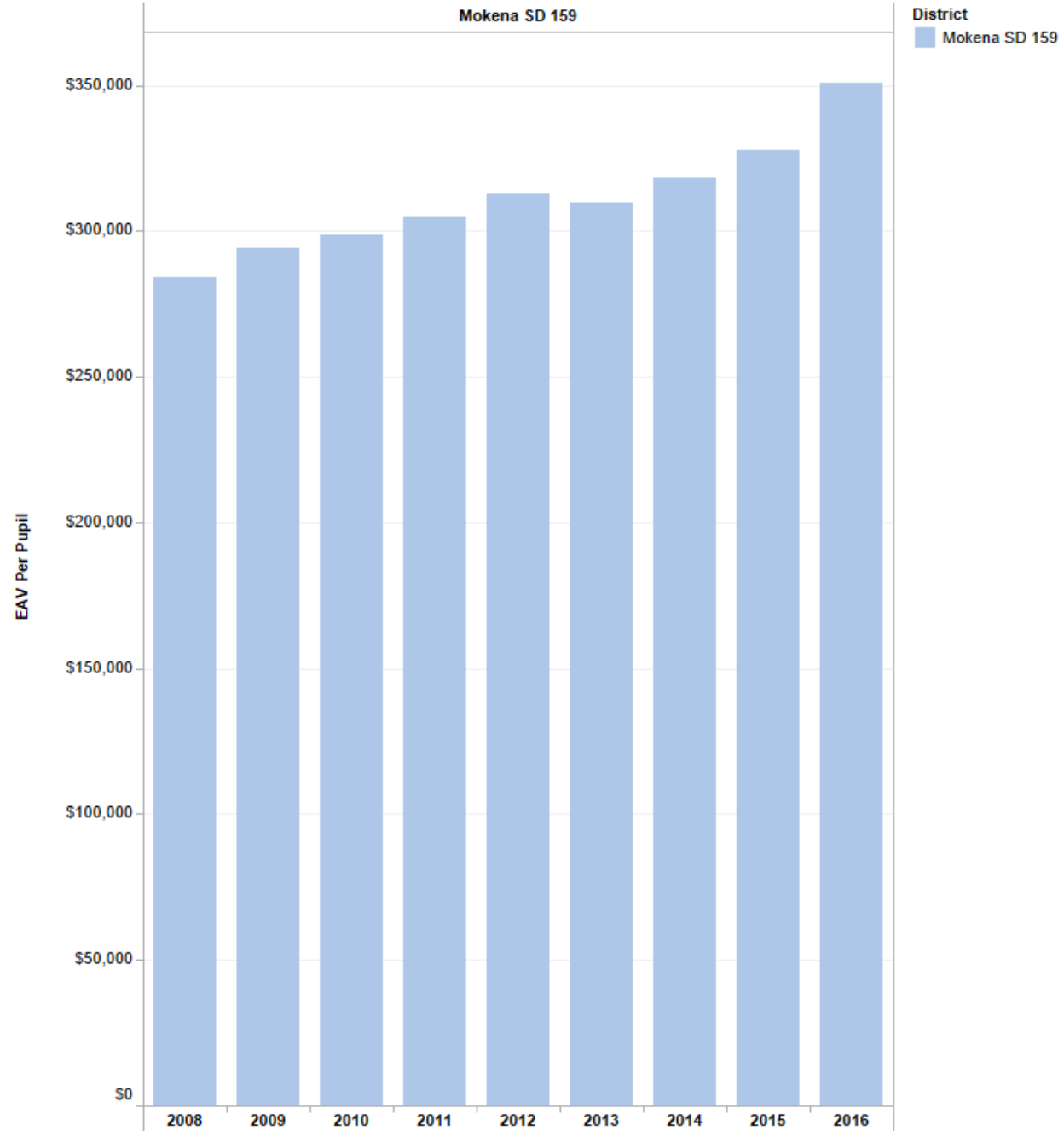
# Student Enrollment Trend





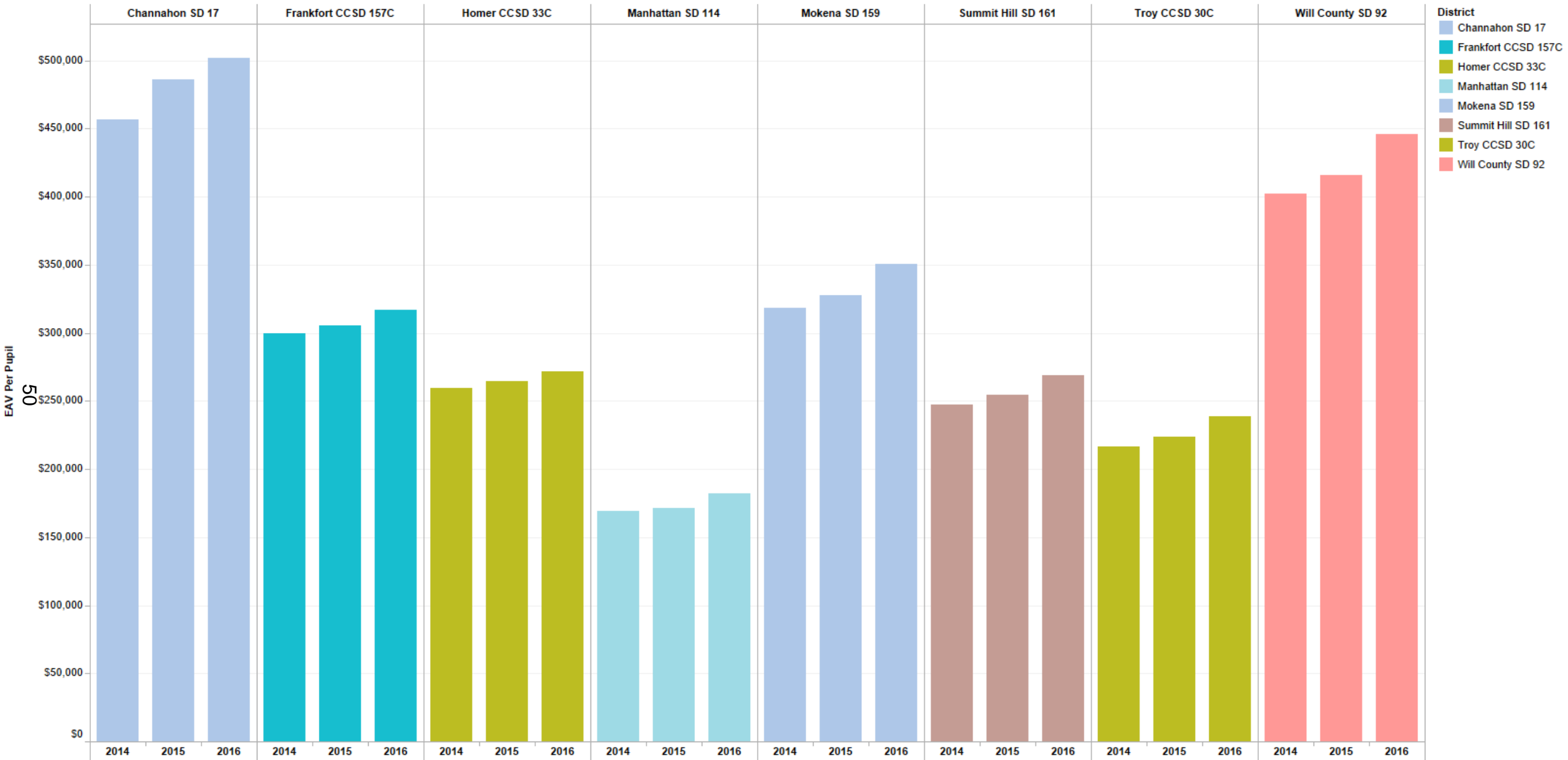
## EAV Per Pupil

Source: ISBE General State Aid and Fall Housing Enrollment Data



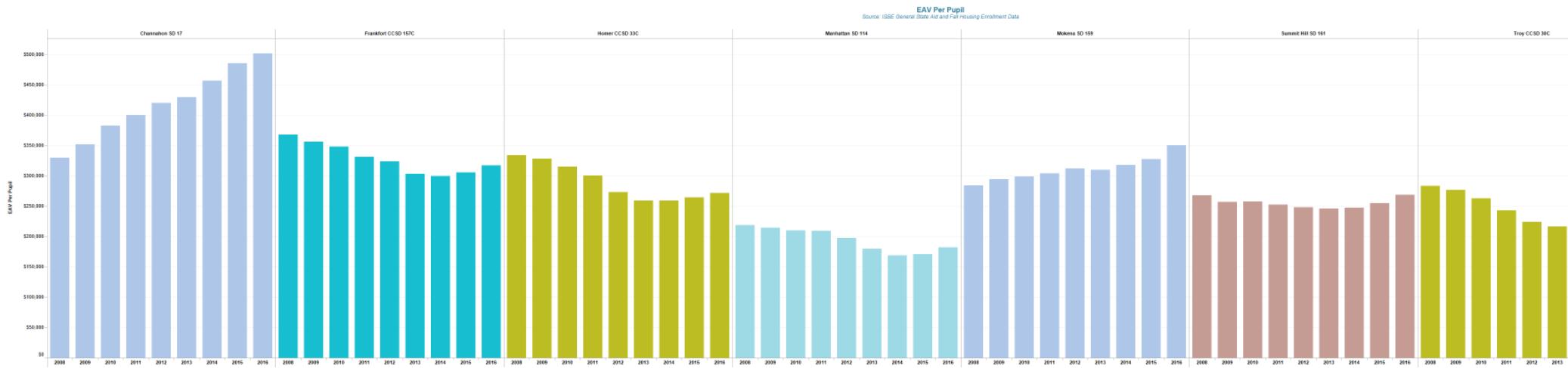
# EAV Per Pupil

Source: ISBE General State Aid and Fall Housing Enrollment Data





# Questions



FDTLOC	FUNC	OBJ	SJ SOURCE	FD	2017-18		
					Revised Budget	FYTD Activity	FYTD %
10R	----	----		EDUCATION FUND	14,665,623.00	5,125,098.10	34.95
20R	----	----		OPERATIONS & MAINTENANCE FUND	1,902,302.00	548,492.52	28.83
30R	----	----		BOND & INTEREST FUND	2,253,599.00	792,543.77	35.17
40R	----	----		TRANSPORTATION FUND	853,152.00	348,552.97	40.85
50R	----	----		IMRF/SOCIAL SECURITY FUND	289,554.00	95,366.03	32.94
60R	----	----		SITE AND CONSTRUCTION/CAPITAL	0.00	540.74	0.00
61R	----	----		NEW CONSTURCTION FUND	0.00	0.00	0.00
70R	----	----		WORKING CASH FUND	74,046.00	27,693.47	37.40
80R	----	----		TORT FUND	133,580.00	46,969.33	35.16
90R	----	----		LIFE SAFETY FUND	0.00	0.00	0.00
--R	----	----		Revenue	20,171,856.00	6,985,256.93	34.63

FDTLOC	FUNC	OBJ	SJ SOURCE	FD	2017-18		
					Revised Budget	FYTD Activity	FYTD %
10E	----	----		EDUCATION FUND	14,410,352.00	3,645,625.54	25.30
20E	----	----		OPERATIONS & MAINTENANCE FUND	1,915,883.00	582,250.97	30.39
30E	----	----		BOND & INTEREST FUND	2,264,587.00	7,193.50	0.32
40E	----	----		TRANSPORTATION FUND	881,375.00	249,883.38	28.35
50E	----	----		IMRF/SOCIAL SECURITY FUND	482,166.00	87,541.83	18.16
60E	----	----		SITE AND CONSTRUCTION/CAPITAL	0.00	0.00	0.00
61E	----	----		NEW CONSTURCTION FUND	0.00	0.00	0.00
70E	----	----		WORKING CASH FUND	0.00	0.00	0.00
80E	----	----		TORT FUND	175,000.00	123,718.00	70.70
90E	----	----		LIFE SAFETY FUND	0.00	0.00	0.00
--E	----	----		Expense	20,129,363.00	4,696,213.22	23.33

FDTLOC	FUNC	OBJ	SJ	SOURCE	FD	2017-18 Revised Budget	2017-18 FYTD Activity	2017-18 FYTD %
Grand Revenue Totals						20,171,856.00	6,985,256.93	34.63
Grand Expense Totals						20,129,363.00	4,696,213.22	23.33
Grand Totals						42,493.00	2,289,043.71	5,386.87
						Profit	Profit	

Number of Accounts: 819

\*\*\*\*\* End of report \*\*\*\*\*

<u>FUNC</u>	<u>FUNC</u>	2017-18 <u>Original Budget</u>	2017-18 <u>FYTD Activity</u>	2017-18 <u>FYTD %</u>
1---	REVENUE FROM LOCAL SOURCES	17,388,315.00	6,284,532.95	36.14
3---	REVENUE FROM STATE SOURCES	1,814,305.00	507,679.99	27.98
4---	REVENUE FROM FEDERAL SOURCES	969,236.00	193,043.99	19.92
7---		0.00	0.00	0.00
Grand Revenue Totals		20,171,856.00	6,985,256.93	34.63

Number of Accounts: 132

\*\*\*\*\* End of report \*\*\*\*\*

OBJ	OBJ	2017-18 Original Budget	2017-18 FYTD Activity	2017-18 FYTD %
0---		0.00	0.00	0.00
1---	SALARIES	9,779,511.00	1,993,891.40	20.39
2---	EMPLOYEE BENEFITS	2,179,046.00	531,749.58	24.40
3---	PURCHASE SERVICES	3,970,754.00	1,535,901.65	38.68
4---	SUPPLIES & MATERIALS	1,324,440.00	400,098.62	30.21
5---	CAPITAL OUTLAY	200,000.00	163,988.55	81.99
6---	OTHER OBJECTS	2,594,812.00	68,493.34	2.64
7---	NON-CAPITALIZED EQUIPMENT	80,800.00	2,090.08	2.59
Grand Expense Totals		20,129,363.00	4,696,213.22	23.33

Number of Accounts: 687

\*\*\*\*\* End of report \*\*\*\*\*

Account Level			2017-18	2017-18	September 2017-18	2017-18	2017-18	2017-18
FDTLOC	FUNC	OBJ	Description	Original Budget	Revised Budget	Monthly Activity	FYTD Activity	FYTD % Budget Dollars No
R			Revenue					
10			EDUCATION FUND					
10R043	1110	0000	ED FUND LEVY PR YR FALL	5,533,249.00	5,533,249.00	3,290,112.77	4,025,455.24	72.75 1,507,793.76
10R044	1110	0000	ED FUND LEVY CURR YR SPRING	5,941,759.00	5,941,759.00	0.00	0.00	0.00 5,941,759.00
10R	1110	----		11,475,008.00	11,475,008.00	3,290,112.77	4,025,455.24	35.08 7,449,552.76
10R	111-	----		11,475,008.00	11,475,008.00	3,290,112.77	4,025,455.24	35.08 7,449,552.76
10R043	1140	0000	SP ED LEVY PR YR FALL	222,387.00	222,387.00	132,233.13	161,787.33	72.75 60,599.67
10R044	1140	0000	SP ED LEVY CURR YR SPRING	238,806.00	238,806.00	0.00	0.00	0.00 238,806.00
10R	1140	----		461,193.00	461,193.00	132,233.13	161,787.33	35.08 299,405.67
10R	114-	----		461,193.00	461,193.00	132,233.13	161,787.33	35.08 299,405.67
10R	11--	----		11,936,201.00	11,936,201.00	3,422,345.90	4,187,242.57	35.08 7,748,958.43
10R030	1230	0000	CORP PERSONAL PROP TAX	55,000.00	55,000.00	0.00	11,583.20	21.06 43,416.80
10R	1230	----		55,000.00	55,000.00	0.00	11,583.20	21.06 43,416.80
10R	123-	----		55,000.00	55,000.00	0.00	11,583.20	21.06 43,416.80
10R	12--	----		55,000.00	55,000.00	0.00	11,583.20	21.06 43,416.80
10R030	1510	0000	ED FUND INTEREST EARNED	26,000.00	26,000.00	3,775.48	9,920.02	38.15 16,079.98
10R	1510	----		26,000.00	26,000.00	3,775.48	9,920.02	38.15 16,079.98
10R	151-	----		26,000.00	26,000.00	3,775.48	9,920.02	38.15 16,079.98
10R	15--	----		26,000.00	26,000.00	3,775.48	9,920.02	38.15 16,079.98
10R033	1611	0000	FOOD SALES TO PUPILS	185,000.00	185,000.00	22,036.95	37,546.67	20.30 147,453.33
10R	1611	----		185,000.00	185,000.00	22,036.95	37,546.67	20.30 147,453.33
10R	161-	----		185,000.00	185,000.00	22,036.95	37,546.67	20.30 147,453.33
10R033	1620	0000	FOOD SALES TO ADULTS	3,000.00	3,000.00	179.34	300.24	10.01 2,699.76
10R	1620	----		3,000.00	3,000.00	179.34	300.24	10.01 2,699.76

58

Account Level			2017-18	2017-18	September 2017-18	2017-18	2017-18	2017-18		
FDTLOC	FUNC	OBJ	Description	Original Budget	Revised Budget	Monthly Activity	FYTD Activity	FYTD %	Budget Dollars	No
R			Revenue							
10			EDUCATION FUND							
10R	162-	----		3,000.00	3,000.00	179.34	300.24	10.01	2,699.76	
10R033	1630	0000	FOOD SALES TRINITY LUNCHES	0.00	8,500.00	0.00	0.00	0.00	8,500.00	
10R	1630	----		0.00	8,500.00	0.00	0.00	0.00	8,500.00	
10R	163-	----		0.00	8,500.00	0.00	0.00	0.00	8,500.00	
10R030	1690	0000	TRINITY LUNCHES	8,500.00	0.00	0.00	0.00	0.00	0.00	
10R033	1690	0000	MISC REVENUE FOOD SERVICE	4,500.00	4,500.00	0.00	75.90	1.69	4,424.10	
10R	1690	----		13,000.00	4,500.00	0.00	75.90	1.69	4,424.10	
10R	169-	----		13,000.00	4,500.00	0.00	75.90	1.69	4,424.10	
10R	16--	----		201,000.00	201,000.00	22,216.29	37,922.81	18.87	163,077.19	
10R003	1720	0000	STUDENT ACTIVITY FEES/MIS	10,000.00	10,000.00	0.00	0.00	0.00	10,000.00	
10R004	1720	0000	STUDENT ACTIVITY FEES-GS,LOCKS/	30,000.00	30,000.00	9,983.50	17,164.50	57.22	12,835.50	
10R007	1720	0000	TECHNOLOGY FEES	38,000.00	38,000.00	411.00	31,787.00	83.65	6,213.00	
10R	1720	----		78,000.00	78,000.00	10,394.50	48,951.50	62.76	29,048.50	
10R	172-	----		78,000.00	78,000.00	10,394.50	48,951.50	62.76	29,048.50	
10R004	1790	0000	GRADUATION FEES	0.00	0.00	0.00	45.00	0.00	-45.00	
10R030	1790	0000	REVTRAK HANDLING FEES	0.00	0.00	0.00	3.00	0.00	-3.00	
10R	1790	----		0.00	0.00	0.00	48.00	0.00	-48.00	
10R002	1791	0000	YEARBOOKS-MES	100.00	100.00	0.00	0.00	0.00	100.00	
10R003	1791	0000	YEARBOOKS-MIS	100.00	100.00	0.00	0.00	0.00	100.00	
10R004	1791	0000	YEARBOOKS-MJH	100.00	100.00	0.00	0.00	0.00	100.00	
10R	1791	----		300.00	300.00	0.00	0.00	0.00	300.00	
10R	179-	----		300.00	300.00	0.00	48.00	16.00	252.00	
10R	17--	----		78,300.00	78,300.00	10,394.50	48,999.50	62.58	29,300.50	
10R005	1811	0000	TEXTBOOKS/WORKBOOK FEES	335,000.00	335,000.00	2,517.55	288,558.75	86.14	46,441.25	
10R	1811	----		335,000.00	335,000.00	2,517.55	288,558.75	86.14	46,441.25	

6

Account Level			2017-18	2017-18	September 2017-18	2017-18	2017-18	2017-18
FDTLOC	FUNC	OBJ	Description	Original Budget	Revised Budget	Monthly Activity	FYTD Activity	FYTD % Budget Dollars No
R			Revenue					
10			EDUCATION FUND					
10R	181-	----		335,000.00	335,000.00	2,517.55	288,558.75	86.14 46,441.25
10R	18--	----		335,000.00	335,000.00	2,517.55	288,558.75	86.14 46,441.25
10R030	1910	0000	DISTRICT 159 ANNUAL RENT	15,000.00	15,000.00	0.00	836.28	5.58 14,163.72
10R	1910	----		15,000.00	15,000.00	0.00	836.28	5.58 14,163.72
10R	191-	----		15,000.00	15,000.00	0.00	836.28	5.58 14,163.72
10R002	1920	0000	CONTRIBUTIONS & DONATIONS-MES	20,000.00	20,000.00	0.00	18,835.23	94.18 1,164.77
10R003	1920	0000	CONTRIBUTION & DONATIONS-MIS	300.00	300.00	0.00	0.00	0.00 300.00
10R004	1920	0000	CONTRIBUTIONS & DONATIONS-MJH	600.00	600.00	0.00	0.00	0.00 600.00
10R072	1920	0000	MUSIC BOOSTERS	4,000.00	4,000.00	0.00	0.00	0.00 4,000.00
10R	1920	----		24,900.00	24,900.00	0.00	18,835.23	75.64 6,064.77
10R	192-	----		24,900.00	24,900.00	0.00	18,835.23	75.64 6,064.77
10R010	1950	0000	SP ED REFUND PRIOR YR	100,000.00	100,000.00	0.00	300.44	0.30 99,699.56
10R	1950	----		100,000.00	100,000.00	0.00	300.44	0.30 99,699.56
10R	195-	----		100,000.00	100,000.00	0.00	300.44	0.30 99,699.56
10R002	1999	0000	MISCELLANEOUS REVENUE/MES	3,000.00	3,000.00	0.00	479.98	16.00 2,520.02
10R003	1999	0000	MISCELLANEOUS REVENUE/MIS	1,500.00	1,500.00	918.08	1,677.33	111.82 -177.33
10R004	1999	0000	MISCELLANEOUS REVENUE/MJH	7,500.00	7,500.00	1,177.33	6,304.18	84.06 1,195.82
10R030	1999	0000	MISCELLANEOUS REVENUE	15,000.00	15,000.00	200.86	264.55	1.76 14,735.45
10R	1999	----		27,000.00	27,000.00	2,296.27	8,726.04	32.32 18,273.96
10R	199-	----		27,000.00	27,000.00	2,296.27	8,726.04	32.32 18,273.96
10R	19--	----		166,900.00	166,900.00	2,296.27	28,697.99	17.19 138,202.01
10R	1---	----		12,798,401.00	12,798,401.00	3,463,545.99	4,612,924.84	36.04 8,185,476.16
10R030	3001	0000	ED FUND GEN STATE AID	705,330.00	705,330.00	128,332.56	128,332.56	18.19 576,997.44
10R065	3001	0000	GENERAL ST AID/SP ED SERVICES	15,500.00	15,500.00	0.00	0.00	0.00 15,500.00

09

Account Level			2017-18	2017-18	September 2017-18	2017-18	2017-18	2017-18
FDTLOC	FUNC	OBJ	Description	Original Budget	Revised Budget	Monthly Activity	FYTD Activity	FYTD % Budget Dollars No
R			Revenue					
10			EDUCATION FUND					
10R	3001	----		720,830.00	720,830.00	128,332.56	128,332.56	17.80 592,497.44
10R	300-	----		720,830.00	720,830.00	128,332.56	128,332.56	17.80 592,497.44
10R	30--	----		720,830.00	720,830.00	128,332.56	128,332.56	17.80 592,497.44
10R010	3100	0000	SP ED HOME/HOSPITAL PRIVATE	161,048.00	161,048.00	0.00	42,276.66	26.25 118,771.34
10R	3100	----		161,048.00	161,048.00	0.00	42,276.66	26.25 118,771.34
10R010	3105	0000	SP ED CHILD REQUIRING SERVICES	0.00	0.00	0.00	47,902.03	0.00 -47,902.03
10R	3105	----		0.00	0.00	0.00	47,902.03	0.00 -47,902.03
10R	310-	----		161,048.00	161,048.00	0.00	90,178.69	55.99 70,869.31
10R010	3110	0000	SPECIAL ED PERSONNEL	0.00	0.00	0.00	96,273.00	0.00 -96,273.00
10R	3110	----		0.00	0.00	0.00	96,273.00	0.00 -96,273.00
10R	311-	----		0.00	0.00	0.00	96,273.00	0.00 -96,273.00
10R010	3120	0000	SP ED ORPHANGE	7,243.00	7,243.00	0.00	1,868.08	25.79 5,374.92
10R	3120	----		7,243.00	7,243.00	0.00	1,868.08	25.79 5,374.92
10R	312-	----		7,243.00	7,243.00	0.00	1,868.08	25.79 5,374.92
10R010	3130	0000	SP ED ORPHANAGE-SUMMER INDV	1,908.00	1,908.00	0.00	0.00	0.00 1,908.00
10R	3130	----		1,908.00	1,908.00	0.00	0.00	0.00 1,908.00
10R	313-	----		1,908.00	1,908.00	0.00	0.00	0.00 1,908.00
10R010	3145	0000	SP ED-SUMMER SCHOOL	0.00	0.00	1,908.40	1,908.40	0.00 -1,908.40
10R	3145	----		0.00	0.00	1,908.40	1,908.40	0.00 -1,908.40
10R	314-	----		0.00	0.00	1,908.40	1,908.40	0.00 -1,908.40
10R	31--	----		170,199.00	170,199.00	1,908.40	190,228.17	111.77 -20,029.17
10R038	3220	0000	CAREER & TECHNICAL ED GR	1,264.00	1,264.00	0.00	0.00	0.00 1,264.00

Account Level			2017-18	2017-18	September 2017-18	2017-18	2017-18	2017-18		
FDTLOC	FUNC	OBJ	Description	Original Budget	Revised Budget	Monthly Activity	FYTD Activity	FYTD %	Budget Dollars	No
R			Revenue							
10			EDUCATION FUND							
10R	3220	----		1,264.00	1,264.00	0.00	0.00	0.00	1,264.00	
10R	322-	----		1,264.00	1,264.00	0.00	0.00	0.00	1,264.00	
10R	32--	----		1,264.00	1,264.00	0.00	0.00	0.00	1,264.00	
10R010	3310	0000	ELL GRANT	4,000.00	4,000.00	0.00	0.00	0.00	4,000.00	
10R	3310	----		4,000.00	4,000.00	0.00	0.00	0.00	4,000.00	
10R	331-	----		4,000.00	4,000.00	0.00	0.00	0.00	4,000.00	
10R033	3360	0000	STATE LUNCH REIMBURSMNT	483.00	483.00	522.39	568.54	117.71	-85.54	
10R	3360	----		483.00	483.00	522.39	568.54	117.71	-85.54	
10R	336-	----		483.00	483.00	522.39	568.54	117.71	-85.54	
10R	33--	----		4,483.00	4,483.00	522.39	568.54	12.68	3,914.46	
10R030	3610	0000	SCHOOL LIBRARY GRANT	1,210.00	1,210.00	0.00	0.00	0.00	1,210.00	
10R	3610	----		1,210.00	1,210.00	0.00	0.00	0.00	1,210.00	
10R	361-	----		1,210.00	1,210.00	0.00	0.00	0.00	1,210.00	
10R	36--	----		1,210.00	1,210.00	0.00	0.00	0.00	1,210.00	
10R	3---	----		897,986.00	897,986.00	130,763.35	319,129.27	35.54	578,856.73	
10R033	4210	0000	FEDERAL TYPE A LUNCH	75,000.00	75,000.00	2,666.49	2,666.49	3.56	72,333.51	
10R	4210	----		75,000.00	75,000.00	2,666.49	2,666.49	3.56	72,333.51	
10R	421-	----		75,000.00	75,000.00	2,666.49	2,666.49	3.56	72,333.51	
10R	42--	----		75,000.00	75,000.00	2,666.49	2,666.49	3.56	72,333.51	
10R011	4300	0000	TITLE I	110,000.00	110,000.00	0.00	49,741.00	45.22	60,259.00	
10R	4300	----		110,000.00	110,000.00	0.00	49,741.00	45.22	60,259.00	

29

Account Level			2017-18	2017-18	September 2017-18	2017-18	2017-18	2017-18
FDTLOC	FUNC	OBJ	Description	Original Budget	Revised Budget	Monthly Activity	FYTD Activity	FYTD % Budget Dollars No
R			Revenue					
10			EDUCATION FUND					
10R	430-	----		110,000.00	110,000.00	0.00	49,741.00	45.22 60,259.00
10R	43--	----		110,000.00	110,000.00	0.00	49,741.00	45.22 60,259.00
10R010	4605	0000	IDEA PRESCHOOL GRANT	20,878.00	20,878.00	0.00	21,933.00	105.05 -1,055.00
10R	4605	----		20,878.00	20,878.00	0.00	21,933.00	105.05 -1,055.00
10R	460-	----		20,878.00	20,878.00	0.00	21,933.00	105.05 -1,055.00
10R010	4620	0000	IDEA FLOW-FEDERAL SP ED FUNDS	439,306.00	439,306.00	0.00	57,522.60	13.09 381,783.40
10R	4620	----		439,306.00	439,306.00	0.00	57,522.60	13.09 381,783.40
10R010	4625	0000	IDEA ROOM & BOARD-FEDERAL SP E	100,000.00	100,000.00	0.00	0.00	0.00 100,000.00
10R	4625	----		100,000.00	100,000.00	0.00	0.00	0.00 100,000.00
10R	462-	----		539,306.00	539,306.00	0.00	57,522.60	10.67 481,783.40
10R	46--	----		560,184.00	560,184.00	0.00	79,455.60	14.18 480,728.40
10R013	4932	0000	TITLE II WITH FY03 CSR	49,052.00	49,052.00	0.00	19,904.00	40.58 29,148.00
10R	4932	----		49,052.00	49,052.00	0.00	19,904.00	40.58 29,148.00
10R	493-	----		49,052.00	49,052.00	0.00	19,904.00	40.58 29,148.00
10R010	4991	0000	MEDICAID MATCHING-ADMIN OUTREA	25,000.00	25,000.00	0.00	33,360.14	133.44 -8,360.14
10R	4991	----		25,000.00	25,000.00	0.00	33,360.14	133.44 -8,360.14
10R010	4992	0000	MEDICAID MATCHING-FEE FOR SERV	150,000.00	150,000.00	7,916.76	7,916.76	5.28 142,083.24
10R	4992	----		150,000.00	150,000.00	7,916.76	7,916.76	5.28 142,083.24
10R	499-	----		175,000.00	175,000.00	7,916.76	41,276.90	23.59 133,723.10
10R	49--	----		224,052.00	224,052.00	7,916.76	61,180.90	27.31 162,871.10
10R	4---	----		969,236.00	969,236.00	10,583.25	193,043.99	19.92 776,192.01
10R	----	----		14,665,623.00	14,665,623.00	3,604,892.59	5,125,098.10	34.95 9,540,524.90

39

Account Level			2017-18	2017-18	September 2017-18	2017-18	2017-18	2017-18
FDTLOC	FUNC	OBJ	Description	Original Budget	Revised Budget	Monthly Activity	FYTD Activity	FYTD % Budget Dollars No
R			Revenue					
10			EDUCATION FUND					
1-R	----	----		14,665,623.00	14,665,623.00	3,604,892.59	5,125,098.10	34.95 9,540,524.90
=====								
20			OPERATIONS & MAINTENANCE FUND					
20R043	1111	0000	OM FUND LEVY PR YR FALL	581,197.00	581,197.00	345,584.07	422,822.35	72.75 158,374.65
20R044	1111	0000	OM FUND LEVY CURR YR SPRING	624,105.00	624,105.00	0.00	0.00	0.00 624,105.00
20R	1111	----		1,205,302.00	1,205,302.00	345,584.07	422,822.35	35.08 782,479.65
20R	111-	----		1,205,302.00	1,205,302.00	345,584.07	422,822.35	35.08 782,479.65
20R	11--	----		1,205,302.00	1,205,302.00	345,584.07	422,822.35	35.08 782,479.65
20R030	1510	0000	OM EARNED INTEREST	6,000.00	6,000.00	1,398.08	3,622.37	60.37 2,377.63
20R	1510	----		6,000.00	6,000.00	1,398.08	3,622.37	60.37 2,377.63
20R	151-	----		6,000.00	6,000.00	1,398.08	3,622.37	60.37 2,377.63
20R	15--	----		6,000.00	6,000.00	1,398.08	3,622.37	60.37 2,377.63
20R030	1910	0000	BUILDING REVENUE	30,000.00	30,000.00	0.00	0.00	0.00 30,000.00
20R	1910	----		30,000.00	30,000.00	0.00	0.00	0.00 30,000.00
20R	191-	----		30,000.00	30,000.00	0.00	0.00	0.00 30,000.00
20R005	1930	0000	BUILDERS CONTRIBUTIONS	60,000.00	60,000.00	9,858.00	13,866.00	23.11 46,134.00
20R	1930	----		60,000.00	60,000.00	9,858.00	13,866.00	23.11 46,134.00
20R	193-	----		60,000.00	60,000.00	9,858.00	13,866.00	23.11 46,134.00
20R030	1999	0000	OM MISC REVENUE	5,500.00	5,500.00	0.00	0.00	0.00 5,500.00
20R	1999	----		5,500.00	5,500.00	0.00	0.00	0.00 5,500.00
20R	199-	----		5,500.00	5,500.00	0.00	0.00	0.00 5,500.00

64

Account Level			2017-18	2017-18	September 2017-18	2017-18	2017-18	2017-18		
FDTLOC	FUNC	OBJ	Description	Original Budget	Revised Budget	Monthly Activity	FYTD Activity	FYTD %	Budget Dollars	No
R Revenue										
20 OPERATIONS & MAINTENANCE FUND										
20R	19--	----		95,500.00	95,500.00	9,858.00	13,866.00	14.52	81,634.00	
20R	1---	----		1,306,802.00	1,306,802.00	356,840.15	440,310.72	33.69	866,491.28	
20R030	3001	0000	OM GENERAL STATE AID	595,500.00	595,500.00	108,181.80	108,181.80	18.17	487,318.20	
20R	3001	----		595,500.00	595,500.00	108,181.80	108,181.80	18.17	487,318.20	
20R	300-	----		595,500.00	595,500.00	108,181.80	108,181.80	18.17	487,318.20	
20R	30--	----		595,500.00	595,500.00	108,181.80	108,181.80	18.17	487,318.20	
20R	3---	----		595,500.00	595,500.00	108,181.80	108,181.80	18.17	487,318.20	
20R	----	----		1,902,302.00	1,902,302.00	465,021.95	548,492.52	28.83	1,353,809.48	
2-R	----	----		1,902,302.00	1,902,302.00	465,021.95	548,492.52	28.83	1,353,809.48	
=====										
30 BOND & INTEREST FUND										
30R043	1112	0000	BOND FD LEVY PR YR FALL	1,085,239.00	1,085,239.00	645,291.35	789,514.41	72.75	295,724.59	
30R044	1112	0000	BOND FD LEVY CURR YR SPRING	1,165,360.00	1,165,360.00	0.00	0.00	0.00	1,165,360.00	
30R	1112	----		2,250,599.00	2,250,599.00	645,291.35	789,514.41	35.08	1,461,084.59	
30R	111-	----		2,250,599.00	2,250,599.00	645,291.35	789,514.41	35.08	1,461,084.59	
30R	11--	----		2,250,599.00	2,250,599.00	645,291.35	789,514.41	35.08	1,461,084.59	
30R030	1510	0000	BOND FD EARNED INTEREST	3,000.00	3,000.00	1,119.42	3,029.36	100.98	-29.36	
30R	1510	----		3,000.00	3,000.00	1,119.42	3,029.36	100.98	-29.36	
30R	151-	----		3,000.00	3,000.00	1,119.42	3,029.36	100.98	-29.36	
30R	15--	----		3,000.00	3,000.00	1,119.42	3,029.36	100.98	-29.36	
30R	1---	----		2,253,599.00	2,253,599.00	646,410.77	792,543.77	35.17	1,461,055.23	

69

Account Level			2017-18	2017-18	September 2017-18	2017-18	2017-18	2017-18		
FDTLOC	FUNC	OBJ	Description	Original Budget	Revised Budget	Monthly Activity	FYTD Activity	FYTD %	Budget Dollars	No
Revenue										
BOND & INTEREST FUND										
30R	----	----		2,253,599.00	2,253,599.00	646,410.77	792,543.77	35.17	1,461,055.23	
3-R	----	----		2,253,599.00	2,253,599.00	646,410.77	792,543.77	35.17	1,461,055.23	
=====										
TRANSPORTATION FUND										
40R043	1113	0000	TRANS FD LEVY PR YR FALL	155,911.00	155,911.00	92,706.06	113,425.93	72.75	42,485.07	
40R044	1113	0000	TRANS FD LEVY CURR YR SPRING	167,422.00	167,422.00	0.00	0.00	0.00	167,422.00	
40R	1113	----		323,333.00	323,333.00	92,706.06	113,425.93	35.08	209,907.07	
40R	111-	----		323,333.00	323,333.00	92,706.06	113,425.93	35.08	209,907.07	
40R	11--	----		323,333.00	323,333.00	92,706.06	113,425.93	35.08	209,907.07	
40R032	1411	0000	TRANSPORTATION FEES	200,000.00	200,000.00	1,650.00	148,590.61	74.30	51,409.39	
40R	1411	----		200,000.00	200,000.00	1,650.00	148,590.61	74.30	51,409.39	
40R032	1413	0000	ST MARY TRANSPORTATION FEES	2,500.00	2,500.00	200.00	3,850.00	154.00	-1,350.00	
40R	1413	----		2,500.00	2,500.00	200.00	3,850.00	154.00	-1,350.00	
40R	141-	----		202,500.00	202,500.00	1,850.00	152,440.61	75.28	50,059.39	
40R	14--	----		202,500.00	202,500.00	1,850.00	152,440.61	75.28	50,059.39	
40R030	1510	0000	INTEREST-TRANSPORTATION	6,500.00	6,500.00	930.24	2,317.51	35.65	4,182.49	
40R	1510	----		6,500.00	6,500.00	930.24	2,317.51	35.65	4,182.49	
40R	151-	----		6,500.00	6,500.00	930.24	2,317.51	35.65	4,182.49	
40R	15--	----		6,500.00	6,500.00	930.24	2,317.51	35.65	4,182.49	
40R	1---	----		532,333.00	532,333.00	95,486.30	268,184.05	50.38	264,148.95	
40R032	3500	0000	TRANS REGULAR ST AID	10,865.00	10,865.00	0.00	2,710.45	24.95	8,154.55	

Account Level			2017-18	2017-18	September 2017-18	2017-18	2017-18	2017-18
FDTLOC	FUNC	OBJ	Description	Original Budget	Revised Budget	Monthly Activity	FYTD Activity	FYTD % Budget Dollars No
R			Revenue					
40			TRANSPORTATION FUND					
40R	3500	----		10,865.00	10,865.00	0.00	2,710.45	24.95 8,154.55
40R	350-	----		10,865.00	10,865.00	0.00	2,710.45	24.95 8,154.55
40R032	3510	0000	TRANS SP ED STUDENT AID	309,954.00	309,954.00	0.00	77,658.47	25.05 232,295.53
40R	3510	----		309,954.00	309,954.00	0.00	77,658.47	25.05 232,295.53
40R	351-	----		309,954.00	309,954.00	0.00	77,658.47	25.05 232,295.53
40R	35--	----		320,819.00	320,819.00	0.00	80,368.92	25.05 240,450.08
40R	3---	----		320,819.00	320,819.00	0.00	80,368.92	25.05 240,450.08
40R	----	----		853,152.00	853,152.00	95,486.30	348,552.97	40.85 504,599.03
4-R	----	----		853,152.00	853,152.00	95,486.30	348,552.97	40.85 504,599.03
=====								
50			IMRF/SOCIAL SECURITY FUND					
50R043	1114	0000	IMRF/SOCIAL SEC LEVY PR YR FAL	58,467.00	58,467.00	34,764.77	42,534.72	72.75 15,932.28
50R044	1114	0000	IMRF/SOCIAL SEC LEVY CURR YR	62,783.00	62,783.00	0.00	0.00	0.00 62,783.00
50R	1114	----		121,250.00	121,250.00	34,764.77	42,534.72	35.08 78,715.28
50R	111-	----		121,250.00	121,250.00	34,764.77	42,534.72	35.08 78,715.28
50R043	1150	0000	FICA LEVY PR YR FALL	63,070.00	63,070.00	34,923.51	42,728.94	67.75 20,341.06
50R044	1150	0000	SOCIAL SEC LEVY CURR YR SPRING	58,734.00	58,734.00	0.00	0.00	0.00 58,734.00
50R	1150	----		121,804.00	121,804.00	34,923.51	42,728.94	35.08 79,075.06
50R	115-	----		121,804.00	121,804.00	34,923.51	42,728.94	35.08 79,075.06
50R	11--	----		243,054.00	243,054.00	69,688.28	85,263.66	35.08 157,790.34
50R030	1230	0000	CORPORATE REPLACEMENT TX	45,000.00	45,000.00	0.00	9,477.16	21.06 35,522.84
50R	1230	----		45,000.00	45,000.00	0.00	9,477.16	21.06 35,522.84

67

Account Level			2017-18	2017-18	September 2017-18	2017-18	2017-18	2017-18
FDTLOC	FUNC	OBJ	Original Budget	Revised Budget	Monthly Activity	FYTD Activity	FYTD %	Budget Dollars No
Description								
R			Revenue					
50			IMRF/SOCIAL SECURITY FUND					
50R	123-	----	45,000.00	45,000.00	0.00	9,477.16	21.06	35,522.84
50R	12--	----	45,000.00	45,000.00	0.00	9,477.16	21.06	35,522.84
50R030	1510	0000	1,500.00	1,500.00	235.17	625.21	41.68	874.79
			FUND 5 EARNED INTEREST					
50R	1510	----	1,500.00	1,500.00	235.17	625.21	41.68	874.79
50R	151-	----	1,500.00	1,500.00	235.17	625.21	41.68	874.79
50R	15--	----	1,500.00	1,500.00	235.17	625.21	41.68	874.79
50R	1---	----	289,554.00	289,554.00	69,923.45	95,366.03	32.94	194,187.97
50R	----	----	289,554.00	289,554.00	69,923.45	95,366.03	32.94	194,187.97
50-R	----	----	289,554.00	289,554.00	69,923.45	95,366.03	32.94	194,187.97
=====								
60			SITE AND CONSTRUCTION/CAPITAL					
60R030	1510	0000	0.00	0.00	182.10	540.74	0.00	-540.74
60R	1510	----	0.00	0.00	182.10	540.74	0.00	-540.74
60R	151-	----	0.00	0.00	182.10	540.74	0.00	-540.74
60R	15--	----	0.00	0.00	182.10	540.74	0.00	-540.74
60R	1---	----	0.00	0.00	182.10	540.74	0.00	-540.74
60R	----	----	0.00	0.00	182.10	540.74	0.00	-540.74
6-R	----	----	0.00	0.00	182.10	540.74	0.00	-540.74
=====								

Account Level			2017-18	2017-18	September 2017-18	2017-18	2017-18	2017-18
FDTLOC	FUNC	OBJ	Description	Original Budget	Revised Budget	Monthly Activity	FYTD Activity	FYTD % Budget Dollars No
R			Revenue					
70			WORKING CASH FUND					
70R043	1115	0000	WK CASH LEVY PR YR FALL	32,571.00	32,571.00	19,366.68	23,695.15	72.75 8,875.85
70R044	1115	0000	WK CASH LEVY CURR YR SPRING	34,975.00	34,975.00	0.00	0.00	0.00 34,975.00
70R	1115	----		67,546.00	67,546.00	19,366.68	23,695.15	35.08 43,850.85
70R	111-	----		67,546.00	67,546.00	19,366.68	23,695.15	35.08 43,850.85
70R	11--	----		67,546.00	67,546.00	19,366.68	23,695.15	35.08 43,850.85
70R030	1510	0000	WK CASH EARNED INTEREST	6,500.00	6,500.00	1,638.69	3,998.32	61.51 2,501.68
70R	1510	----		6,500.00	6,500.00	1,638.69	3,998.32	61.51 2,501.68
70R	151-	----		6,500.00	6,500.00	1,638.69	3,998.32	61.51 2,501.68
70R	15--	----		6,500.00	6,500.00	1,638.69	3,998.32	61.51 2,501.68
70R	1---	----		74,046.00	74,046.00	21,005.37	27,693.47	37.40 46,352.53
70R	----	----		74,046.00	74,046.00	21,005.37	27,693.47	37.40 46,352.53
7-R	----	----		74,046.00	74,046.00	21,005.37	27,693.47	37.40 46,352.53
=====								
80			TORT FUND					
80R043	1120	0000	LEVY TORT LIAB PR YR FALL	64,340.00	64,340.00	38,257.12	46,807.60	72.75 17,532.40
80R044	1120	0000	LEVY TORT LIAB CURR YR	69,090.00	69,090.00	0.00	0.00	0.00 69,090.00
80R	1120	----		133,430.00	133,430.00	38,257.12	46,807.60	35.08 86,622.40
80R	112-	----		133,430.00	133,430.00	38,257.12	46,807.60	35.08 86,622.40
80R	11--	----		133,430.00	133,430.00	38,257.12	46,807.60	35.08 86,622.40
80R030	1510	0000	INTEREST-TORT FUND	150.00	150.00	17.14	161.73	107.82 -11.73
80R	1510	----		150.00	150.00	17.14	161.73	107.82 -11.73

69

Account Level			2017-18	2017-18	September 2017-18	2017-18	2017-18	2017-18
FDTLOC	FUNC	OBJ	Original Budget	Revised Budget	Monthly Activity	FYTD Activity	FYTD %	Budget Dollars No
R			Revenue					
80			TORT FUND					
80R	151-	----	150.00	150.00	17.14	161.73	107.82	-11.73
80R	15--	----	150.00	150.00	17.14	161.73	107.82	-11.73
80R	1---	----	133,580.00	133,580.00	38,274.26	46,969.33	35.16	86,610.67
80R	----	----	133,580.00	133,580.00	38,274.26	46,969.33	35.16	86,610.67
8-R	----	----	133,580.00	133,580.00	38,274.26	46,969.33	35.16	86,610.67
=====								
--R	----	----	20,171,856.00	20,171,856.00	4,941,196.79	6,985,256.93	34.63	13,186,599.07
=====								

Account Level			2017-18	2017-18	September 2017-18	2017-18	2017-18	2017-18
FDTLOC	FUNC	OBJ	Description	Original Budget	Revised Budget	Monthly Activity	FYTD Activity	FYTD % Budget Dollars No
E			Expense					
10			EDUCATION FUND					
10E002	1101	1020	SALARIES-MES TEACHERS	2,120,144.00	2,120,144.00	168,036.02	458,852.78	21.64 1,661,291.22
10E003	1101	1020	SALARIES-MIS TEACHERS	1,086,349.00	1,086,349.00	70,314.24	211,345.14	19.45 875,003.86
10E023	1101	1320	PASS STIPENDS-MES	5,512.00	5,512.00	0.00	0.00	0.00 5,512.00
10E023	1101	1330	PASS STIPENDS-MIS	525.00	525.00	0.00	0.00	0.00 525.00
10E005	1101	1350	SALARIES-SCHEDULE B	163,000.00	163,000.00	11,917.00	13,117.00	8.05 149,883.00
10E002	1101	2100	NEC-MES TEACHERS	12,000.00	12,000.00	1,141.35	1,697.57	14.15 10,302.43
10E003	1101	2100	NEC-MIS TEACHERS	6,042.00	6,042.00	469.13	702.62	11.63 5,339.38
10E005	1101	2100	NEC-SCHEDULE B & SELF FUNDED P	1,000.00	1,000.00	80.36	80.36	8.04 919.64
10E023	1101	2100	NEC-MES/MIS PASS	1,000.00	1,000.00	0.00	0.00	0.00 1,000.00
10E030	1101	2110	BENEFIT-403(b) ADMINISTRATIVE	350.00	350.00	32.50	89.50	25.57 260.50
10E002	1101	2220	MEDICAL/LIFE INS-MES TEACHERS	297,259.00	297,259.00	27,438.80	76,332.33	25.68 220,926.67
10E003	1101	2220	MEDICAL/LIFE INS-MIS TEACHERS	176,980.00	176,980.00	13,300.62	44,672.71	25.24 132,307.29
10E002	1101	2240	ETHIS-MES TEACHERS	17,590.00	17,590.00	1,656.42	3,056.27	17.38 14,533.73
10E003	1101	2240	ETHIS-MIS TEACHERS	9,167.00	9,167.00	681.39	1,613.15	17.60 7,553.85
10E005	1101	2240	ETHIS-SCHEDULE B & SELF FUNDED	1,323.00	1,323.00	116.39	116.39	8.80 1,206.61
10E023	1101	2240	ETHIS-MES/MIS PASS	53.00	53.00	0.00	0.00	0.00 53.00
10E005	1101	2250	BENEFIT-RETIRED TEACH DIST AMO	2,500.00	2,500.00	0.00	0.00	0.00 2,500.00
10E005	1101	2300	BENEFIT-TEACHER TUITION REIM	15,000.00	15,000.00	0.00	0.00	0.00 15,000.00
10E002	1101	3200	PURCHASE SERVICES-MES	2,500.00	2,500.00	0.00	0.00	0.00 2,500.00
10E003	1101	3200	PURCHASE SERVICES-MIS	5,000.00	5,000.00	0.00	0.00	0.00 5,000.00
10E002	1101	4100	SUPPLIES-MES SCHOOL	20,000.00	20,000.00	3,993.59	6,498.77	32.49 13,501.23
10E003	1101	4100	SUPPLIES-MIS	10,750.00	10,750.00	1,782.23	2,620.62	24.38 8,129.38
10E018	1101	4100	SOFTWARE LICENSING	200,000.00	200,000.00	33,550.55	136,746.36	68.37 63,253.64
10E002	1101	4120	WORKBOOKS-MES	40,000.00	40,000.00	2,499.83	14,851.51	37.13 25,148.49
10E003	1101	4120	WORKBOOKS-MIS	17,500.00	17,500.00	2,794.56	14,642.58	83.67 2,857.42
10E010	1101	4120	WORKBOOKS-SP ED CURR	7,000.00	7,000.00	904.07	904.07	12.92 6,095.93
10E023	1101	4120	SUPPLIES-MES PASS	250.00	250.00	0.00	0.00	0.00 250.00
10E053	1101	4120	SUPPLIES-MES POSITIVE BEHAVIOR	1,000.00	1,000.00	65.99	227.83	22.78 772.17
10E053	1101	4130	SUPPLIES-MIS POSITIVE BEHAVIOR	500.00	500.00	0.00	0.00	0.00 500.00
10E005	1101	4150	BUILDING AIDES SHOES	250.00	250.00	0.00	0.00	0.00 250.00
10E002	1101	4160	ART SUPPLIES	1,000.00	1,000.00	0.00	0.00	0.00 1,000.00
10E002	1101	4200	TEXTBOOKS-MES	15,576.00	15,576.00	5,656.11	6,198.45	39.79 9,377.55
10E003	1101	4200	TEXTBOOKS-MIS	10,000.00	10,000.00	5,866.00	6,087.49	60.87 3,912.51
10E010	1101	4200	TEXTBOOKS-SP ED CURR	30,000.00	30,000.00	912.00	912.00	3.04 29,088.00
10E053	1101	4920	INCENTV/CELEBRTN-MES POS BEHAV	5,000.00	5,000.00	-774.81	-774.81	-15.50 5,774.81
10E053	1101	4930	INCENTV/CELEBRTN-MIS POS BEHAV	2,200.00	2,200.00	0.00	13.99	0.64 2,186.01
10E002	1101	5500	EQUIPMENT-MES	20,000.00	20,000.00	0.00	0.00	0.00 20,000.00

Account Level			2017-18	2017-18	September 2017-18	2017-18	2017-18	2017-18
FDTLOC	FUNC	OBJ	Description	Original Budget	Revised Budget	Monthly Activity	FYTD Activity	FYTD % Budget Dollars No
E			Expense					
10			EDUCATION FUND					
10E005	1101	6900	STUDENT BOOK FEE REFUND	500.00	500.00	222.05	222.05	44.41 277.95
10E005	1101	6910	ACTIVITY FEE REFUND	500.00	500.00	0.00	0.00	0.00 500.00
10E002	1101	7000	NON-CAPITAL EQUIP-MES	2,500.00	2,500.00	0.00	0.00	0.00 2,500.00
10E003	1101	7000	NON-CAPITAL EQUIP-MIS	1,500.00	1,500.00	842.10	842.10	56.14 657.90
10E	1101	----		4,309,320.00	4,309,320.00	353,498.49	1,001,668.83	23.24 3,307,651.17
10E004	1102	1020	SALARIES-MJH TEACHERS	1,882,964.00	1,882,964.00	138,334.51	401,487.23	21.32 1,481,476.77
10E004	1102	2100	NEC-MJH TEACHERS	10,719.00	10,719.00	899.90	1,374.65	12.82 9,344.35
10E004	1102	2220	MEDICAL/LIFE INS-MJH TEACHERS	258,975.00	258,975.00	20,778.28	76,292.59	29.46 182,682.41
10E004	1102	2240	ETHIS-MJH TEACHERS	16,263.00	16,263.00	1,304.75	2,289.43	14.08 13,973.57
10E004	1102	3200	PURCHASE SERVICES-MJH	4,500.00	4,500.00	0.00	0.00	0.00 4,500.00
10E004	1102	3320	TRAVEL-TEACHERS/MJH	1,000.00	1,000.00	0.00	0.00	0.00 1,000.00
10E004	1102	4100	SUPPLIES-MJH	15,000.00	15,000.00	1,634.10	5,230.81	34.87 9,769.19
10E004	1102	4120	WORKBOOKS-MJH	50,000.00	50,000.00	15,120.83	39,221.26	78.44 10,778.74
10E004	1102	4200	TEXTBOOKS-MJH	35,000.00	35,000.00	1,186.76	6,627.98	18.94 28,372.02
10E004	1102	7000	NON-CAPITAL EQUIPMENT-MJH	3,500.00	3,500.00	0.00	0.00	0.00 3,500.00
10E	1102	----		2,277,921.00	2,277,921.00	179,259.13	532,523.95	23.38 1,745,397.05
10E005	1108	1150	SALARIES-BUILDING AIDES	161,457.00	161,457.00	16,735.79	16,857.78	10.44 144,599.22
10E005	1108	2220		0.00	0.00	653.25	653.25	0.00 -653.25
10E	1108	----		161,457.00	161,457.00	17,389.04	17,511.03	10.85 143,945.97
10E005	1109	1200	SALARIES-SUB SEC,BLDG AIDE,NUR	35,500.00	35,500.00	2,059.80	2,059.80	5.80 33,440.20
10E005	1109	2100	NEC-SUB PARA PRO	1,500.00	1,500.00	0.00	0.00	0.00 1,500.00
10E005	1109	2240	ETHIS-SUB PARA PRO	250.00	250.00	0.00	0.00	0.00 250.00
10E	1109	----		37,250.00	37,250.00	2,059.80	2,059.80	5.53 35,190.20
10E	1110	----		6,785,948.00	6,785,948.00	552,206.46	1,553,763.61	22.90 5,232,184.39
10E005	1111	1220	SALARIES-SUBSTITUTE TEACHERS	150,000.00	150,000.00	16,003.00	16,303.60	10.87 133,696.40
10E005	1111	2100	NEC-SUBSTITUTE TEACHERS	900.00	900.00	82.25	82.25	9.14 817.75
10E035	1111	2220	MEDICAL INSURANCE RETIREES	20,000.00	20,000.00	4,312.50	4,312.50	21.56 15,687.50
10E005	1111	2240	ETHIS-SUBSTITUTE TEACHERS	1,500.00	1,500.00	119.17	119.17	7.94 1,380.83
10E	1111	----		172,400.00	172,400.00	20,516.92	20,817.52	12.08 151,582.48
10E	1111	----		172,400.00	172,400.00	20,516.92	20,817.52	12.08 151,582.48

Account Level			2017-18	2017-18	September 2017-18	2017-18	2017-18	2017-18
FDTLOC	FUNC	OBJ	Description	Original Budget	Revised Budget	Monthly Activity	FYTD Activity	FYTD % Budget Dollars No
E			Expense					
10			EDUCATION FUND					
10E022	1125	1120	SALARIES-EARLY START TEACHER	49,596.00	49,596.00	3,815.12	11,265.08	22.71 38,330.92
10E022	1125	1150	SALARIES-EARLY START AIDE	16,364.00	16,364.00	1,756.87	4,101.81	25.07 12,262.19
10E022	1125	2100	NEC-EARLY START TEACHER	295.00	295.00	26.16	39.23	13.30 255.77
10E022	1125	2220	MEDICAL/LIFE INS-EARLY START	16,307.00	16,307.00	1,659.75	4,347.39	26.66 11,959.61
10E022	1125	2240	ETHIS-EARLY START	447.00	447.00	37.88	56.82	12.71 390.18
10E022	1125	4100	SUPPLIES-EARLY START	1,000.00	1,000.00	100.91	100.91	10.09 899.09
10E	1125	----		84,009.00	84,009.00	7,396.69	19,911.24	23.70 64,097.76
10E	112-	----		84,009.00	84,009.00	7,396.69	19,911.24	23.70 64,097.76
10E	11--	----		7,042,357.00	7,042,357.00	580,120.07	1,594,492.37	22.64 5,447,864.63
10E010	1200	1110	SALARIES-STUDENT SERVICES DIRE	212,776.00	212,776.00	14,355.92	50,856.31	23.90 161,919.69
10E010	1200	1150	SALARIES-STUDENT SERVICES SEC,	48,431.00	48,431.00	3,436.80	10,310.40	21.29 38,120.60
10E010	1200	2010	THIS-STUDENT SERVICES	2,511.00	2,511.00	160.80	569.63	22.69 1,941.37
10E010	1200	2100	NEC-STUDENT SERVICES	1,234.00	1,234.00	83.26	294.95	23.90 939.05
10E010	1200	2110	TRS/RETIREMENT-STUDENT SERVICE	19,150.00	19,150.00	1,419.82	5,029.76	26.27 14,120.24
10E010	1200	2220	MEDICAL/LIFE INS-STUDENT SERV	41,225.00	41,225.00	3,245.04	9,735.12	23.61 31,489.88
10E010	1200	2240	ETHIS-STUDENT SERVICES	1,805.00	1,805.00	120.60	427.22	23.67 1,377.78
10E010	1200	3000	PURCHASE SERVICES-STUDENT SERV	293,800.00	293,800.00	11,188.50	13,956.08	4.75 279,843.92
10E010	1200	3120	PROFESSIONAL DEV-ADMIN/STUDENT	5,000.00	5,000.00	114.40	1,519.40	30.39 3,480.60
10E010	1200	3320	TRAVEL/WIRELESS SERV-STUDENT S	2,200.00	2,200.00	61.13	122.26	5.56 2,077.74
10E010	1200	4100	SUPPLIES-STUDENT SERVICES	20,000.00	20,000.00	2,295.79	2,713.00	13.57 17,287.00
10E010	1200	4700	STUDENT SERVICES SOFTWARE	20,000.00	20,000.00	1,697.82	1,697.82	8.49 18,302.18
10E010	1200	5000	EQUIPMENT-STUDENT SERVICES	10,000.00	10,000.00	0.00	0.00	0.00 10,000.00
10E010	1200	6400	MEMBERSHIP-STUDENT SERVICES	4,000.00	4,000.00	34.00	244.00	6.10 3,756.00
10E010	1200	7000	STUDENT SERVICES NON-CAPITAL	20,000.00	20,000.00	-2,754.88	108.00	0.54 19,892.00
10E	1200	----		702,132.00	702,132.00	35,459.00	97,583.95	13.90 604,548.05
10E010	1201	1120	SALARIES-SI TEACHERS	256,426.00	256,426.00	23,819.00	59,739.67	23.30 196,686.33
10E010	1201	1140	SALARIES-SI PARA PROFESSIONALS	156,126.00	156,126.00	11,381.32	40,374.13	25.86 115,751.87
10E010	1201	2100	NEC-SI TEACHERS	1,524.00	1,524.00	163.30	244.95	16.07 1,279.05
10E010	1201	2220	MEDICAL/LIFE INS-SI	58,828.00	58,828.00	7,815.19	24,342.87	41.38 34,485.13
10E010	1201	2240	ETHIS-SI TEACHERS	2,313.00	2,313.00	236.46	354.72	15.34 1,958.28
10E010	1201	3120	PROFESSIONAL DEV- STAFF/STUDEN	10,000.00	10,000.00	0.00	400.00	4.00 9,600.00
10E	1201	----		485,217.00	485,217.00	43,415.27	125,456.34	25.86 359,760.66

51

Account Level			2017-18	2017-18	September 2017-18	2017-18	2017-18	2017-18
FDTLOC	FUNC	OBJ	Description	Original Budget	Revised Budget	Monthly Activity	FYTD Activity	FYTD % Budget Dollars No
E			Expense					
10			EDUCATION FUND					
10E010	1202	1120	SALARIES-SI 2 TEACHERS	0.00	0.00	0.00	0.00	0.00
10E010	1202	1140	SALARIES-SI 2 PARA PROFESSIONA	0.00	0.00	0.00	0.00	0.00
10E010	1202	2100	NEC-SI 2 TEACHERS	0.00	0.00	0.00	0.00	0.00
10E010	1202	2220	MEDICAL/LIFE INS-SI 2	0.00	0.00	0.00	0.00	0.00
10E010	1202	2240	ETHIS-SI 2 TEACHERS	0.00	0.00	0.00	0.00	0.00
10E	1202	----		0.00	0.00	0.00	0.00	0.00
10E010	1209	1140	SALARIES-504 PARA-PROFESSIONAL	0.00	0.00	0.00	0.00	0.00
10E010	1209	2220	MEDICAL/LIFE INS-504 PARA PRO	0.00	0.00	0.00	0.00	0.00
10E	1209	----		0.00	0.00	0.00	0.00	0.00
10E	120-	----		1,187,349.00	1,187,349.00	78,874.27	223,040.29	18.78
10E010	1210	1120	SALARIES-RESOURCE TEACHERS	315,103.00	315,103.00	16,837.36	68,155.40	21.63
10E010	1210	1140	SALARIES-RESOURCE PARA PROFESS	139,784.00	139,784.00	9,561.25	25,459.42	18.21
10E010	1210	2100	NEC-RESOURCE TEACHERS	1,873.00	1,873.00	115.42	174.18	9.30
10E010	1210	2220	MEDICAL/LIFE INS-RESOURCE	48,661.00	48,661.00	5,471.43	18,154.39	37.31
10E010	1210	2240	ETHIS-RESOURCE TEACHERS	2,842.00	2,842.00	167.18	252.28	8.88
10E	1210	----		508,263.00	508,263.00	32,152.64	112,195.67	22.07
10E010	1214	1120	SALARIES-EARLY CHILDHOOD	65,027.00	65,027.00	5,002.06	14,769.77	22.71
10E010	1214	1140	SALARIES-EC PARA PROFESSIONALS	31,363.00	31,363.00	2,315.59	5,107.14	16.28
10E010	1214	2100	NEC-EARLY CHILDHOOD TEACHER	387.00	387.00	34.28	51.42	13.29
10E010	1214	2220	MEDICAL/LIFE INS-EARLY CHILHDH	13,236.00	13,236.00	1,490.80	3,699.79	27.95
10E010	1214	2240	ETHIS-EARLY CHILDHOOD TEACHERS	587.00	587.00	49.66	74.49	12.69
10E	1214	----		110,600.00	110,600.00	8,892.39	23,702.61	21.43
10E	121-	----		618,863.00	618,863.00	41,045.03	135,898.28	21.96
10E010	1223	1120	SALARIES-SPEECH TEACHERS	240,874.00	240,874.00	19,762.02	58,352.50	24.23
10E010	1223	2100	NEC-SPEECH TEACHERS	1,432.00	1,432.00	135.48	203.22	14.19
10E010	1223	2150	TRS FEDERAL	0.00	0.00	674.38	1,208.19	0.00
10E010	1223	2220	MEDICAL/LIFE INS-SPEECH TCHRS	35,424.00	35,424.00	2,952.04	8,856.12	25.00
10E010	1223	2240	ETHIS-SPEECH TEACHERS	2,173.00	2,173.00	196.18	294.29	13.54
10E	1223	----		279,903.00	279,903.00	23,720.10	68,914.32	24.62

Account Level			2017-18	2017-18	September 2017-18	2017-18	2017-18	2017-18
FDTLOC	FUNC	OBJ	Description	Original Budget	Revised Budget	Monthly Activity	FYTD Activity	FYTD % Budget Dollars No
E			Expense					
10			EDUCATION FUND					
10E	122-	----		279,903.00	279,903.00	23,720.10	68,914.32	24.62 210,988.68
10E018	1250	1020	SALARY-RTI COORD/DIAGNOSTIC	68,654.00	68,654.00	5,281.06	7,921.59	11.54 60,732.41
10E018	1250	2100	NEC-RTI COORD/DIAGNOSTIC	408.00	408.00	36.20	54.30	13.31 353.70
10E018	1250	2220	MEDICAL/LIFE INS-RTI	9,495.00	9,495.00	814.89	1,222.34	12.87 8,272.66
10E018	1250	2240	ETHIS-RTI COORD/DIAGNOSTIC	619.00	619.00	52.44	78.65	12.71 540.35
10E018	1250	4100	SUPPLIES-RTI	7,000.00	7,000.00	0.00	0.00	0.00 7,000.00
10E	1250	----		86,176.00	86,176.00	6,184.59	9,276.88	10.77 76,899.12
10E011	1251	1020	SALARIES-TITLE I	19,980.00	19,980.00	0.00	0.00	0.00 19,980.00
10E011	1251	1140	SALARY-TITLE I PARA PRO	15,753.00	15,753.00	0.00	0.00	0.00 15,753.00
10E011	1251	2100	NEC-TITLE I	119.00	119.00	0.00	0.00	0.00 119.00
10E011	1251	2220	MEDICAL/LIFE INS-TITLE I	0.00	0.00	0.00	0.00	0.00 0.00
10E011	1251	2240	ETHIS-TITLE I	180.00	180.00	0.00	0.00	0.00 180.00
10E	1251	----		36,032.00	36,032.00	0.00	0.00	0.00 36,032.00
10E	125-	----		122,208.00	122,208.00	6,184.59	9,276.88	7.59 112,931.12
10E	12--	----		2,208,323.00	2,208,323.00	149,823.99	437,129.77	19.79 1,771,193.23
10E038	1400	4100	SUPPLIES-CAREER & TECHNICAL ED	1,264.00	1,264.00	0.00	0.00	0.00 1,264.00
10E	1400	----		1,264.00	1,264.00	0.00	0.00	0.00 1,264.00
10E	140-	----		1,264.00	1,264.00	0.00	0.00	0.00 1,264.00
10E	14--	----		1,264.00	1,264.00	0.00	0.00	0.00 1,264.00
10E004	1500	3190	ATHLETIC OFFICIAL	10,500.00	10,500.00	1,765.00	2,315.00	22.05 8,185.00
10E002	1500	4100	SUPPLIES-PHYSICAL EDUCATION/ME	1,000.00	1,000.00	0.00	0.00	0.00 1,000.00
10E003	1500	4100	SUPPLIES-PHYSICAL EDUCATION/MI	750.00	750.00	0.00	0.00	0.00 750.00
10E004	1500	4100	SUPPLIES-PHYSICAL EDUCATION/MJ	15,000.00	15,000.00	1,433.20	7,579.61	50.53 7,420.39
10E004	1500	4110	SUPPLIES-ATHLETICS/MJH	10,000.00	10,000.00	4,385.21	4,457.71	44.58 5,542.29
10E004	1500	6400	MEMBERSHIP FEE-ATHLETIC MUSIC	3,500.00	3,500.00	535.00	1,245.00	35.57 2,255.00
10E	1500	----		40,750.00	40,750.00	8,118.41	15,597.32	38.28 25,152.68
10E	150-	----		40,750.00	40,750.00	8,118.41	15,597.32	38.28 25,152.68

75

Account Level			2017-18	2017-18	September 2017-18	2017-18	2017-18	2017-18
FDTLOC	FUNC	OBJ	Description	Original Budget	Revised Budget	Monthly Activity	FYTD Activity	FYTD % Budget Dollars No
E			Expense					
10			EDUCATION FUND					
10E	15--	----		40,750.00	40,750.00	8,118.41	15,597.32	38.28 25,152.68
10E010	1800	1100	SALARIES-ELL TEACHER & AIDE	0.00	0.00	0.00	0.00	0.00 0.00
10E046	1800	1100	SALARIES-ELL TEACHER	49,119.00	49,119.00	4,368.16	11,746.42	23.91 37,372.58
10E046	1800	1140	SALARIES-ELL AIDE	16,617.00	16,617.00	589.76	1,179.51	7.10 15,437.49
10E046	1800	2100	NEC-ELL TEACHERS	292.00	292.00	25.90	38.85	13.30 253.15
10E010	1800	2220	MEDICAL/LIFE INS	0.00	0.00	0.00	0.00	0.00 0.00
10E046	1800	2220	MEDICAL/LIFE INS-ELL	29.00	29.00	3.64	9.09	31.34 19.91
10E046	1800	2240	ETHIS-ELL	443.00	443.00	37.52	56.28	12.70 386.72
10E046	1800	3320	TRAVEL-ELL	250.00	250.00	0.00	0.00	0.00 250.00
10E	1800	----		66,750.00	66,750.00	5,024.98	13,030.15	19.52 53,719.85
10E	180-	----		66,750.00	66,750.00	5,024.98	13,030.15	19.52 53,719.85
10E048	1850	4100	SUPPLIES-ELL TPI GRANT	6,500.00	6,500.00	-91.76	236.19	3.63 6,263.81
10E	1850	----		6,500.00	6,500.00	-91.76	236.19	3.63 6,263.81
10E	185-	----		6,500.00	6,500.00	-91.76	236.19	3.63 6,263.81
10E	18--	----		73,250.00	73,250.00	4,933.22	13,266.34	18.11 59,983.66
10E	1---	----		9,365,944.00	9,365,944.00	742,995.69	2,060,485.80	22.00 7,305,458.20
10E010	2113	1000	SALARIES-SOCIAL WORKER	198,327.00	198,327.00	15,255.90	43,764.93	22.07 154,562.07
10E010	2113	2100	NEC-SOCIAL WORKERS	1,179.00	1,179.00	104.58	156.86	13.30 1,022.14
10E010	2113	2220	MEDICAL/LIFE INS-SOCIAL WORKER	40,940.00	40,940.00	2,997.40	8,992.20	21.96 31,947.80
10E010	2113	2240	ETHIS-SOCIALWORKERS/PSYCHOLOGI	1,789.00	1,789.00	151.46	227.20	12.70 1,561.80
10E	2113	----		242,235.00	242,235.00	18,509.34	53,141.19	21.94 189,093.81
10E	211-	----		242,235.00	242,235.00	18,509.34	53,141.19	21.94 189,093.81
10E034	2130	1110	SALARIES-HEALTH SERVICES COORD	113,878.00	113,878.00	8,413.50	24,738.97	21.72 89,139.03
10E034	2130	2220	MEDICAL/LIFE INS-HEALTH SERV	19,850.00	19,850.00	1,627.83	4,883.49	24.60 14,966.51
10E002	2130	4100	SUPPLIES-HEALTH SERVICES/MES	2,000.00	2,000.00	123.40	303.90	15.20 1,696.10
10E003	2130	4100	SUPPLIES-HEALTH SERVCIES/MIS	1,500.00	1,500.00	0.00	0.00	0.00 1,500.00
10E004	2130	4100	SUPPLIES-HEALTH SERVICES/MJH	2,000.00	2,000.00	0.00	104.00	5.20 1,896.00
10E	2130	----		139,228.00	139,228.00	10,164.73	30,030.36	21.57 109,197.64

96

Account Level			2017-18	2017-18	September 2017-18	2017-18	2017-18	2017-18
FDTLOC	FUNC	OBJ	Description	Original Budget	Revised Budget	Monthly Activity	FYTD Activity	FYTD % Budget Dollars No
E			Expense					
10			EDUCATION FUND					
10E	213-	----		139,228.00	139,228.00	10,164.73	30,030.36	21.57 109,197.64
10E010	2143	1120	SALARIES-SCHOOL PSYCHOLOGIST	50,079.00	50,079.00	3,852.24	18,948.48	37.84 31,130.52
10E010	2143	2100	NEC-SCHOOL PSYCHOLOGIST	298.00	298.00	26.40	39.60	13.29 258.40
10E010	2143	2220	MEDICAL/LIFE INS-PSYCHOLOGISTS	10,000.00	10,000.00	346.80	3,681.13	36.81 6,318.87
10E010	2143	2240	ETHIS-SCHOOL PSYCHOLOGIST	452.00	452.00	40.06	60.09	13.29 391.91
10E	2143	----		60,829.00	60,829.00	4,265.50	22,729.30	37.37 38,099.70
10E	214-	----		60,829.00	60,829.00	4,265.50	22,729.30	37.37 38,099.70
10E013	2190	1150	INTERVENTIONIST SALARY	51,810.00	51,810.00	0.00	0.00	0.00 51,810.00
10E013	2190	2100	NEC - INTERVENTIONIST	109.00	109.00	0.00	0.00	0.00 109.00
10E013	2190	2240	ETHIS - INTERVENTIONIST	165.00	165.00	0.00	0.00	0.00 165.00
10E	2190	----		52,084.00	52,084.00	0.00	0.00	0.00 52,084.00
10E	219-	----		52,084.00	52,084.00	0.00	0.00	0.00 52,084.00
10E	21--	----		494,376.00	494,376.00	32,939.57	105,900.85	21.42 388,475.15
10E013	2210	1100	SALARIES-TITLE II	0.00	0.00	0.00	240.00	0.00 -240.00
10E018	2210	1100	STIPENDS-CURR IMP INS WORKSHOP	30,000.00	30,000.00	976.30	14,523.80	48.41 15,476.20
10E005	2210	1110	SALARIES-STAFF DEVELOPMENT SUB	70,000.00	70,000.00	0.00	0.00	0.00 70,000.00
10E013	2210	2100	NEC-TITLE II	0.00	0.00	0.00	1.64	0.00 -1.64
10E018	2210	2100	NEC-CURRICULUM DEVELOPMENT	250.00	250.00	7.17	105.83	42.33 144.17
10E018	2210	2150	TRS FEDERAL	0.00	0.00	-91.64	0.00	0.00 0.00
10E018	2210	2220	MEDICAL/LIFE INS	0.00	0.00	0.00	0.00	0.00 0.00
10E013	2210	2240	ETHIS-TITLE II	15.00	15.00	0.00	2.38	15.87 12.62
10E018	2210	2240	ETHIS-CURRICULUM DEVELOPMENT	350.00	350.00	10.40	153.55	43.87 196.45
10E010	2210	3120	PURCHASE SERV-SP ED IDEA	25,000.00	25,000.00	0.00	0.00	0.00 25,000.00
10E011	2210	3120	PURCH SERV/PROF DEV-TITLE I	15,000.00	15,000.00	-470.00	0.00	0.00 15,000.00
10E048	2210	3120	PURCH SERVICES-ELL TPI GRANT	2,500.00	2,500.00	0.00	0.00	0.00 2,500.00
10E013	2210	3140	PURCH SERV/PROF DEV-TITLE II	32,000.00	32,000.00	-1,942.00	199.00	0.62 31,801.00
10E011	2210	4100	SUPPLIES-TITLE I	5,000.00	5,000.00	0.00	0.00	0.00 5,000.00
10E013	2210	4100	SUPPLIES-TITLE II	5,000.00	5,000.00	-208.91	0.00	0.00 5,000.00
10E	2210	----		185,115.00	185,115.00	-1,718.68	15,226.20	8.23 169,888.80
10E018	2211	1100	SALARIES-ASST SUPT OF INSTRUCT	121,706.00	121,706.00	9,362.00	28,086.00	23.08 93,620.00

77

Account Level			2017-18	2017-18	September 2017-18	2017-18	2017-18	2017-18
FDTLOC	FUNC	OBJ	Description	Original Budget	Revised Budget	Monthly Activity	FYTD Activity	FYTD % Budget Dollars No
E			Expense					
10			EDUCATION FUND					
10E018	2211	1150	SALARIES-CURRICULUM COORD	41,161.00	41,161.00	2,920.00	8,896.90	21.61 32,264.10
10E018	2211	2010	THIS-CURRICULUM ADMINISTRATORS	1,578.00	1,578.00	104.86	314.58	19.94 1,263.42
10E018	2211	2100	NEC BD PD-CURRICULUM ADMINISTR	776.00	776.00	54.30	162.90	20.99 613.10
10E018	2211	2110	TRS/RETIREMENT-CURRICULUM ADMI	12,037.00	12,037.00	925.92	2,777.76	23.08 9,259.24
10E018	2211	2220	MEDICAL/LIFE INS-ASST SUP OFFC	26,713.00	26,713.00	2,227.32	6,681.96	25.01 20,031.04
10E018	2211	2240	ETHIS-CURRICULUM ADMINISTRATOR	1,177.00	1,177.00	78.64	235.92	20.04 941.08
10E018	2211	3120	PROF DEVELOPMENT-CURRICULUM	22,500.00	22,500.00	0.00	328.99	1.46 22,171.01
10E018	2211	3200	PURHASE SERVICES-CURR	2,500.00	2,500.00	6,785.50	6,985.50	279.42 -4,485.50
10E018	2211	3320	TRAVEL-CURRICULUM ADMINISTATOR	1,000.00	1,000.00	0.00	0.00	0.00 1,000.00
10E018	2211	4100	SUPPLIES-CURRICULUM DEVELOPMEN	4,000.00	4,000.00	51.51	627.87	15.70 3,372.13
10E	2211	----		235,148.00	235,148.00	22,510.05	55,098.38	23.43 180,049.62
10E	221-	----		420,263.00	420,263.00	20,791.37	70,324.58	16.73 349,938.42
10E004	2220	4100	SUPPLIES-LEARNING CENTERE/MJH	250.00	250.00	90.46	90.46	36.18 159.54
10E002	2220	4300	BOOKS-LEARNING CENTER/MES	5,000.00	5,000.00	283.14	0.00	0.00 5,000.00
10E003	2220	4300	BOOKS-LEARNING CENTER/MIS	550.00	550.00	0.00	0.00	0.00 550.00
10E004	2220	4300	BOOKS-LEARNING CENTER/MJH	1,500.00	1,500.00	0.00	0.00	0.00 1,500.00
10E005	2220	4310	SUPPLIES-LIBRARY GRANT SOFTWARE	1,500.00	1,500.00	0.00	0.00	0.00 1,500.00
10E	2220	----		8,800.00	8,800.00	373.60	90.46	1.03 8,709.54
10E002	2223	4100	SUPPLIES-LEARNING CENTER/MES	1,500.00	1,500.00	10.41	10.41	0.69 1,489.59
10E003	2223	4100	SUPPLIES-LEARNINC CENTER/MIS	1,250.00	1,250.00	0.00	0.00	0.00 1,250.00
10E	2223	----		2,750.00	2,750.00	10.41	10.41	0.38 2,739.59
10E	222-	----		11,550.00	11,550.00	384.01	100.87	0.87 11,449.13
10E010	2230	4100	TESTING AND ASSESSMENT/STUDENT	7,000.00	7,000.00	1,611.29	1,611.29	23.02 5,388.71
10E018	2230	4100	TESTING MATERIALS-DISTRICT	500.00	500.00	0.00	0.00	0.00 500.00
10E	2230	----		7,500.00	7,500.00	1,611.29	1,611.29	21.48 5,888.71
10E	223-	----		7,500.00	7,500.00	1,611.29	1,611.29	21.48 5,888.71
10E	22--	----		439,313.00	439,313.00	22,786.67	72,036.74	16.40 367,276.26
10E020	2310	3170	DISTRICT AUDIT	23,500.00	23,500.00	10,500.00	10,500.00	44.68 13,000.00
10E020	2310	3180	DISTRICT LEGAL SERVICES	60,000.00	60,000.00	2,757.83	23,151.81	38.59 36,848.19

Account Level			2017-18	2017-18	September 2017-18	2017-18	2017-18	2017-18
FDTLOC	FUNC	OBJ	Description	Original Budget	Revised Budget	Monthly Activity	FYTD Activity	FYTD % Budget Dollars No
E			Expense					
10			EDUCATION FUND					
10E020	2310	3190	BOARD PUBLIC RELATIONS	15,000.00	15,000.00	0.00	0.00	0.00 15,000.00
10E020	2310	3320	BOARD OF EDUCATION EXPENSES	10,000.00	10,000.00	2,324.60	3,096.84	30.97 6,903.16
10E020	2310	6400	DISTRICT ASSOC MEMBERSHIPS	10,000.00	10,000.00	814.50	7,105.01	71.05 2,894.99
10E	2310	----		118,500.00	118,500.00	16,396.93	43,853.66	37.01 74,646.34
10E020	2312	1200	SALARIES-BOARD RECORDING SECRE	2,000.00	2,000.00	73.38	471.51	23.58 1,528.49
10E	2312	----		2,000.00	2,000.00	73.38	471.51	23.58 1,528.49
10E020	2319	3000	PURCHASE SERVICE-BOARD OF EDUC	5,000.00	5,000.00	2,327.07	3,031.62	60.63 1,968.38
10E021	2319	3500	SPECIAL DISTRICT SERVICES	2,500.00	2,500.00	0.00	0.00	0.00 2,500.00
10E020	2319	3800	EDUCATION FUND LIABILITY INSUR	0.00	0.00	0.00	5,466.00	0.00 -5,466.00
10E021	2319	4100	SUPPLIES-BOARD OF EDUCATION	22,500.00	22,500.00	15,600.88	15,657.97	69.59 6,842.03
10E	2319	----		30,000.00	30,000.00	17,927.95	24,155.59	80.52 5,844.41
10E	231-	----		150,500.00	150,500.00	34,398.26	68,480.76	45.50 82,019.24
10E021	2320	1110	SALARY-SUPERINTENDENT	198,000.00	198,000.00	15,230.76	45,692.28	23.08 152,307.72
10E021	2320	1120	SALARIES-SUPERINTENDENT SECRET	50,877.00	50,877.00	3,913.60	11,887.56	23.37 38,989.44
10E021	2320	1150	SALARIES-DISTRICT RECEPTIONIST	16,474.00	16,474.00	1,267.20	3,827.85	23.24 12,646.15
10E021	2320	1390	OVERTIME-DISTRICT OFFICE	4,500.00	4,500.00	111.00	388.50	8.63 4,111.50
10E021	2320	2010	THIS-SUPERINTENDENT	2,584.00	2,584.00	171.80	515.40	19.95 2,068.60
10E021	2320	2100	NEC-SUPERINTENDENT	1,270.00	1,270.00	88.96	266.88	21.01 1,003.12
10E021	2320	2110	TRS/RETIREMENT-SUPERINTENDENT	19,711.00	19,711.00	1,625.40	4,876.20	24.74 14,834.80
10E021	2320	2220	MEDICAL/LIFE INS-SUPT OFFICE	46,408.00	46,408.00	3,753.71	11,261.17	24.27 35,146.83
10E021	2320	2240	ETHIS-SUPERINTENDENT	1,927.00	1,927.00	128.84	386.52	20.06 1,540.48
10E021	2320	3120	PROFESSIONAL DEVELOPMENT-DO AD	2,500.00	2,500.00	0.00	400.00	16.00 2,100.00
10E	2320	----		344,251.00	344,251.00	26,291.27	79,502.36	23.09 264,748.64
10E021	2321	3110	SUPT PROF MEETINGS/SEMINARS	2,500.00	2,500.00	140.00	754.95	30.20 1,745.05
10E021	2321	3320	TRAVEL-SUPERINTENDENT	4,000.00	4,000.00	0.00	0.00	0.00 4,000.00
10E021	2321	4100	SUPPLIES-SUPERINTENDENTS OFFIC	2,500.00	2,500.00	112.66	232.76	9.31 2,267.24
10E021	2321	4110	SUPPLIES-DISTRICT OFFICE	5,000.00	5,000.00	38.97	633.22	12.66 4,366.78
10E021	2321	4400	SUBSCRIPTIONS-SUPERINTENDENT O	250.00	250.00	0.00	0.00	0.00 250.00
10E021	2321	7000	NON-CAPITAL EQUIP-DISTRICT OFF	1,000.00	1,000.00	0.00	960.00	96.00 40.00
10E	2321	----		15,250.00	15,250.00	291.63	2,580.93	16.92 12,669.07

67

Account Level			2017-18	2017-18	September 2017-18	2017-18	2017-18	2017-18
FDTLOC	FUNC	OBJ	Description	Original Budget	Revised Budget	Monthly Activity	FYTD Activity	FYTD % Budget Dollars No
E			Expense					
10			EDUCATION FUND					
10E	232-	----		359,501.00	359,501.00	26,582.90	82,083.29	22.83 277,417.71
10E030	2362	3800	WORKERS' COMP INS	0.00	0.00	0.00	0.00	0.00 0.00
10E	2362	----		0.00	0.00	0.00	0.00	0.00 0.00
10E	236-	----		0.00	0.00	0.00	0.00	0.00 0.00
10E	23--	----		510,001.00	510,001.00	60,981.16	150,564.05	29.52 359,436.95
10E005	2410	1140	SALARIES-ASSISTANT PRINCIPALS	155,408.00	155,408.00	11,954.46	35,863.38	23.08 119,544.62
10E005	2410	1150	SALARIES-PRINCIPAL SECRETARIES	226,881.00	226,881.00	16,798.58	44,101.84	19.44 182,779.16
10E005	2410	1180	SALARIES-PRINCIPALS	292,791.00	292,791.00	22,522.38	67,567.14	23.08 225,223.86
10E005	2410	1250	SALARIES-SUBSTITUTE TEACHER CO	7,000.00	7,000.00	0.00	0.00	0.00 7,000.00
10E005	2410	2010	THIS BD PD-PRINCIPALS,ASST PRI	5,812.00	5,812.00	386.14	1,042.10	17.93 4,769.90
10E005	2410	2100	NEC-PRINCIPALS, ASST PRINCIPAL	2,857.00	2,857.00	199.98	554.76	19.42 2,302.24
10E005	2410	2110	TRS/RETIREMENT-PRINCIPALS,ASST	44,327.00	44,327.00	3,409.78	9,202.30	20.76 35,124.70
10E005	2410	2220	MED/LIFE INS-BUILDINGS	187,518.00	187,518.00	19,086.91	60,960.05	32.51 126,557.95
10E005	2410	2240	ETHIS-PRINCIPAL, ASST PRINCIPA	4,334.00	4,334.00	289.60	803.37	18.54 3,530.63
10E002	2410	3120	PROFESSIONAL DEV-ADMIN/MES	5,000.00	5,000.00	0.00	0.00	0.00 5,000.00
10E003	2410	3120	PROFESSIONAL DEV-ADMIN/MIS	2,500.00	2,500.00	0.00	0.00	0.00 2,500.00
10E004	2410	3120	PROFESSIONAL DEV-ADMIN/MJH	5,000.00	5,000.00	220.00	220.00	4.40 4,780.00
10E002	2410	3320	TRAVEL/WIRELESS SERV-BLDG ADMI	2,500.00	2,500.00	70.32	203.72	8.15 2,296.28
10E003	2410	3320	TRAVEL/WIRELESS SERV-BLDG ADMI	1,000.00	1,000.00	62.27	124.54	12.45 875.46
10E004	2410	3320	TRAVEL/WIRELESS SERV-BLDG ADMI	2,500.00	2,500.00	123.40	247.21	9.89 2,252.79
10E004	2410	3400	POSTAGE-MJH	1,850.00	1,850.00	300.00	505.50	27.32 1,344.50
10E002	2410	4100	SUPPLIES-ADMINISTRATIVE/MES	2,500.00	2,500.00	251.57	408.41	16.34 2,091.59
10E003	2410	4100	SUPPLIES-ADMINISTRATIVE/MIS	750.00	750.00	0.00	0.00	0.00 750.00
10E004	2410	4100	SUPPLIES-ADMINISTRATIVE/MJH	1,500.00	1,500.00	635.16	635.16	42.34 864.84
10E002	2410	6400	PROF ASSOC FEES STAFF-MES	665.00	665.00	0.00	665.00	100.00 0.00
10E003	2410	6400	PROF ASSOC FEES STAFF-MIS	500.00	500.00	0.00	0.00	0.00 500.00
10E004	2410	6400	PROF ASSOC FEES STAFF-MJH	760.00	760.00	0.00	0.00	0.00 760.00
10E002	2410	7000	NON-CAPITAL EQUIP-ADMIN MES	750.00	750.00	179.98	179.98	24.00 570.02
10E003	2410	7000	NON-CAPITAL EQUIP-ADMIN MIS	550.00	550.00	0.00	0.00	0.00 550.00
10E004	2410	7000	NON-CAPITAL EQUIP-ADMIN MJH	14,000.00	14,000.00	0.00	0.00	0.00 14,000.00
10E	2410	----		969,253.00	969,253.00	76,490.53	223,284.46	23.04 745,968.54
10E	241-	----		969,253.00	969,253.00	76,490.53	223,284.46	23.04 745,968.54

Account Level			2017-18	2017-18	September 2017-18	2017-18	2017-18	2017-18
FDTLOC	FUNC	OBJ	Description	Original Budget	Revised Budget	Monthly Activity	FYTD Activity	FYTD % Budget Dollars No
E			Expense					
10			EDUCATION FUND					
10E	24--	----		969,253.00	969,253.00	76,490.53	223,284.46	23.04 745,968.54
10E030	2510	1110	SALARIES-ASST SUPT OF BUSINESS	36,667.00	36,667.00	2,876.92	8,630.77	23.54 28,036.23
10E030	2510	1150	SALARIES-ASST SUPT OF BUS SECR	15,036.00	15,036.00	1,066.88	3,448.24	22.93 11,587.76
10E030	2510	2010	THIS BD PD-ASST SUPT OF BUSINE	475.00	475.00	32.22	96.65	20.35 378.35
10E030	2510	2100	NEC-ASSISTANT SUPT OF BUSINESS	234.00	234.00	16.68	50.06	21.39 183.94
10E030	2510	2110	TRS/RETIREMENT-ASST SUPT OF BU	3,626.00	3,626.00	284.54	853.60	23.54 2,772.40
10E030	2510	2220	MEDICAL/LIFE INS-CSBO OFFICE	10,421.00	10,421.00	1,096.80	2,914.77	27.97 7,506.23
10E030	2510	2240	ETHIS-ASSISTANT SUPT OF BUSINE	355.00	355.00	24.16	72.50	20.42 282.50
10E030	2510	3120	PROFESSIONAL DEV-ADMIN/BUS OFF	4,000.00	4,000.00	571.56	1,596.51	39.91 2,403.49
10E030	2510	3320	TRAVEL-BUSINESS OFFICE	1,500.00	1,500.00	0.00	0.00	0.00 1,500.00
10E030	2510	4100	SUPPLIES-BUSINESS OFFICE	1,500.00	1,500.00	129.82	236.50	15.77 1,263.50
10E	2510	----		73,814.00	73,814.00	6,099.58	17,899.60	24.25 55,914.40
10E	251-	----		73,814.00	73,814.00	6,099.58	17,899.60	24.25 55,914.40
10E030	2525	1150	SALARIES-ACCT COORD/PAYROLL CL	82,683.00	82,683.00	6,219.40	18,749.40	22.68 63,933.60
10E030	2525	2220	MEDICAL/LIFE INS-BUSINESS OFFC	19,770.00	19,770.00	1,621.06	4,863.18	24.60 14,906.82
10E030	2525	3170	CREDIT CARD FEES/BANK FEES	20,000.00	20,000.00	4,266.00	15,138.80	75.69 4,861.20
10E030	2525	4100	SUPPLIES-FISCAL SERVICES	1,000.00	1,000.00	0.00	0.00	0.00 1,000.00
10E	2525	----		123,453.00	123,453.00	12,106.46	38,751.38	31.39 84,701.62
10E	252-	----		123,453.00	123,453.00	12,106.46	38,751.38	31.39 84,701.62
10E030	2544	3100	EQUIPMENT MAINTENANCE	30,000.00	30,000.00	1,603.04	1,919.06	6.40 28,080.94
10E	2544	----		30,000.00	30,000.00	1,603.04	1,919.06	6.40 28,080.94
10E005	2546	4100	SUPPLIES-CRISIS COMMITTEE	500.00	500.00	0.00	0.00	0.00 500.00
10E	2546	----		500.00	500.00	0.00	0.00	0.00 500.00
10E	254-	----		30,500.00	30,500.00	1,603.04	1,919.06	6.29 28,580.94
10E033	2561	1110	SALARIES-FOOD SERVICE DIRECTOR	47,658.00	47,658.00	3,666.04	10,998.12	23.08 36,659.88
10E033	2561	2220	MEDICAL/LIFE INS-FOOD SERVICE	17,938.00	17,938.00	1,396.67	4,155.91	23.17 13,782.09
10E	2561	----		65,596.00	65,596.00	5,062.71	15,154.03	23.10 50,441.97
10E033	2562	1180	SALARIES-FOOD SERVICE	137,281.00	137,281.00	10,715.84	10,832.72	7.89 126,448.28

Account Level			2017-18	2017-18	September 2017-18	2017-18	2017-18	2017-18
FDTLOC	FUNC	OBJ	Description	Original Budget	Revised Budget	Monthly Activity	FYTD Activity	FYTD % Budget Dollars No
E			Expense					
10			EDUCATION FUND					
10E033	2562	3100	PURCHASE SERV-REPAIR EQUIP/FOO	100.00	100.00	0.00	0.00	0.00 100.00
10E033	2562	3120	PROF DEVELOPMENT-FOOD SERVICE	2,500.00	2,500.00	410.24	606.51	24.26 1,893.49
10E033	2562	3150	DELIVERY CHARGE-FOOD SERVICE	3,000.00	3,000.00	381.22	381.22	12.71 2,618.78
10E033	2562	4100	NON-FOOD SUPPLIES-FOOD SERVICE	7,000.00	7,000.00	2,389.57	2,392.05	34.17 4,607.95
10E033	2562	4110	GENERAL FOOD-FOOD SERVICE	85,000.00	85,000.00	11,776.17	11,817.17	13.90 73,182.83
10E033	2562	4120	SHOE REIMBURSEMENT-FOOD SERVIC	400.00	400.00	44.87	44.87	11.22 355.13
10E033	2562	4130	MILK- FOOD SERVICE	25,000.00	25,000.00	1,117.25	1,117.25	4.47 23,882.75
10E033	2562	6900	STUDENT FOOD REFUNDS-FOOD SERV	1,000.00	1,000.00	0.00	21.40	2.14 978.60
10E	2562	----		261,281.00	261,281.00	26,835.16	27,213.19	10.42 234,067.81
10E	256-	----		326,877.00	326,877.00	31,897.87	42,367.22	12.96 284,509.78
10E	25--	----		554,644.00	554,644.00	51,706.95	100,937.26	18.20 453,706.74
10E030	2630	3200	TELEPHONE & COPIER LEASED MAIN	40,000.00	40,000.00	3,285.52	9,856.56	24.64 30,143.44
10E030	2630	3400	POSTAGE/DISTRICT MAILINGS	5,000.00	5,000.00	23.75	227.50	4.55 4,772.50
10E	2630	----		45,000.00	45,000.00	3,309.27	10,084.06	22.41 34,915.94
10E	263-	----		45,000.00	45,000.00	3,309.27	10,084.06	22.41 34,915.94
10E030	2643	3180	EMPLOYEE CRIMINAL BACKGROUND C	1,000.00	1,000.00	162.00	270.00	27.00 730.00
10E	2643	----		1,000.00	1,000.00	162.00	270.00	27.00 730.00
10E	264-	----		1,000.00	1,000.00	162.00	270.00	27.00 730.00
10E005	2660	1110	SALARIES-NETWORK ADMIN & ASSIS	147,025.00	147,025.00	11,423.52	38,916.53	26.47 108,108.47
10E005	2660	2220	MEDICAL/LIFE INS-TECH DEPT	43,165.00	43,165.00	3,946.81	10,063.43	23.31 33,101.57
10E005	2660	2310	PROFESSIONAL DEVELOPMENT-COMP	3,000.00	3,000.00	0.00	66.02	2.20 2,933.98
10E005	2660	3100	SERVICES-NETWORK RELATED	15,000.00	15,000.00	692.19	847.34	5.65 14,152.66
10E005	2660	3120	PROF DEVELOPMENT-NETWORK ADM	2,500.00	2,500.00	0.00	0.00	0.00 2,500.00
10E005	2660	3250	COMPUTER LEASING	216,000.00	216,000.00	0.00	215,779.55	99.90 220.45
10E005	2660	4100	SUPPLIES-COMPUTER TECH	50,000.00	50,000.00	186.14	2,802.75	5.61 47,197.25
10E005	2660	5500	EQUIPMENT-COMPUTER TECH	0.00	0.00	0.00	0.00	0.00 0.00
10E005	2660	7000	NON-CAPITAL EQUIP-COMPUTER TEC	25,000.00	25,000.00	0.00	0.00	0.00 25,000.00
10E	2660	----		501,690.00	501,690.00	16,248.66	268,475.62	53.51 233,214.38

NS

Account Level			2017-18	2017-18	September 2017-18	2017-18	2017-18	2017-18
FDTLOC	FUNC	OBJ	Description	Original Budget	Revised Budget	Monthly Activity	FYTD Activity	FYTD % Budget Dollars No
E			Expense					
10			EDUCATION FUND					
10E	266-	----		501,690.00	501,690.00	16,248.66	268,475.62	53.51 233,214.38
10E	26--	----		547,690.00	547,690.00	19,719.93	278,829.68	50.91 268,860.32
10E004	2900	4000	YEARBOOKS/GRADUATION-MJHS	1,600.00	1,600.00	1,620.00	1,620.00	101.25 -20.00
10E	2900	----		1,600.00	1,600.00	1,620.00	1,620.00	101.25 -20.00
10E	290-	----		1,600.00	1,600.00	1,620.00	1,620.00	101.25 -20.00
10E	29--	----		1,600.00	1,600.00	1,620.00	1,620.00	101.25 -20.00
10E	2---	----		3,516,877.00	3,516,877.00	266,244.81	933,173.04	26.53 2,583,703.96
10E010	3000	1120	SALARIES-IDEA NON-PUBLIC	26,021.00	26,021.00	0.00	0.00	0.00 26,021.00
10E010	3000	2150	TRS FEDERAL-IDEA NON-PUBLIC	2,923.00	2,923.00	0.00	0.00	0.00 2,923.00
10E013	3000	3140	COMMUNITY SERVICES-TITLE II	2,500.00	2,500.00	0.00	0.00	0.00 2,500.00
10E	3000	----		31,444.00	31,444.00	0.00	0.00	0.00 31,444.00
10E	300-	----		31,444.00	31,444.00	0.00	0.00	0.00 31,444.00
10E	30--	----		31,444.00	31,444.00	0.00	0.00	0.00 31,444.00
10E	3---	----		31,444.00	31,444.00	0.00	0.00	0.00 31,444.00
10E010	4120	3110	ADMINISTRATIVE SUPPORT COSTS	22,027.00	22,027.00	2,202.70	11,013.50	50.00 11,013.50
10E	4120	----		22,027.00	22,027.00	2,202.70	11,013.50	50.00 11,013.50
10E010	4121	3000	ESY SPEECH	1,514.00	1,514.00	4,592.13	4,592.13	303.31 -3,078.13
10E010	4121	3010	ESY OCCUPATIONAL THERAPY	1,888.00	1,888.00	1,075.68	1,075.68	56.97 812.32
10E010	4121	3020	ESY PHYSICAL THERAPY	288.00	288.00	209.37	209.37	72.70 78.63
10E010	4121	3050	ESY SPECIALIZED INSTRUCTION	14,762.00	14,762.00	15,217.92	15,217.92	103.09 -455.92
10E010	4121	3060	ESY EARLY CHILDHOOD	3,424.00	3,424.00	0.00	0.00	0.00 3,424.00
10E010	4121	3070	ESY MULTI-NEEDS/AUTISM	29,295.00	29,295.00	32,860.92	32,860.92	112.17 -3,565.92
10E010	4121	3080	ESY 843 SPECIAL PROGRAMS	13,039.00	13,039.00	6,035.03	6,035.03	46.28 7,003.97
10E010	4121	3100	NOT IN USE-ESY EARLY CHILDHOOD	0.00	0.00	5,454.28	5,454.28	0.00 -5,454.28
10E010	4121	3120	NOT IN USE-ESY 1:1 AIDES	6,400.00	6,400.00	4,204.26	4,204.26	65.69 2,195.74
10E010	4121	3130	NOT IN USE-ESY SELF PROGRAM	0.00	0.00	5,595.03	5,595.03	0.00 -5,595.03

83

Account Level			2017-18	2017-18	September 2017-18	2017-18	2017-18	2017-18
FDTLOC	FUNC	OBJ	Description	Original Budget	Revised Budget	Monthly Activity	FYTD Activity	FYTD % Budget Dollars No
E			Expense					
10			EDUCATION FUND					
10E	4121	----		70,610.00	70,610.00	75,244.62	75,244.62	106.56 -4,634.62
10E010	4122	3040	MULTI-NEEDS/AUTISM PROGRAM	519,148.00	519,148.00	39,840.10	223,349.90	43.02 295,798.10
10E010	4122	3050	SCII PROGRAM	245,832.00	245,832.00	24,160.50	120,847.90	49.16 124,984.10
10E010	4122	3070	SELF PROGRAM	130,068.00	130,068.00	12,021.70	58,478.70	44.96 71,589.30
10E	4122	----		895,048.00	895,048.00	76,022.30	402,676.50	44.99 492,371.50
10E010	4123	3000	HEARING ITINERANT	3,849.00	3,849.00	384.60	1,923.60	49.98 1,925.40
10E010	4123	3010	VISION ITINERANT	32,563.00	32,563.00	3,252.40	16,269.80	49.96 16,293.20
10E010	4123	3030	ORIENTATION AND MOBILITY	1,327.00	1,327.00	132.50	662.90	49.95 664.10
10E010	4123	3040	OCCUPATIONAL THERAPY	32,421.00	32,421.00	3,246.80	16,240.40	50.09 16,180.60
10E010	4123	3050	PHYSICAL THERAPY	15,388.00	15,388.00	1,907.90	8,801.30	57.20 6,586.70
10E	4123	----		85,548.00	85,548.00	8,924.20	43,898.00	51.31 41,650.00
10E010	4124	3010	1:1 AIDES/CONTRACTED STAFF	114,977.00	114,977.00	13,457.10	67,336.70	58.57 47,640.30
10E010	4124	3030	ASSISTIVE TECHNOLOGY	1,577.00	1,577.00	0.00	0.00	0.00 1,577.00
10E	4124	----		116,554.00	116,554.00	13,457.10	67,336.70	57.77 49,217.30
10E	412-	----		1,189,787.00	1,189,787.00	175,850.92	600,169.32	50.44 589,617.68
10E	41--	----		1,189,787.00	1,189,787.00	175,850.92	600,169.32	50.44 589,617.68
10E010	4220	6780	PRIVATE FACILITY TUITION	306,300.00	306,300.00	21,005.31	51,797.38	16.91 254,502.62
10E	4220	----		306,300.00	306,300.00	21,005.31	51,797.38	16.91 254,502.62
10E	422-	----		306,300.00	306,300.00	21,005.31	51,797.38	16.91 254,502.62
10E	42--	----		306,300.00	306,300.00	21,005.31	51,797.38	16.91 254,502.62
10E	4---	----		1,496,087.00	1,496,087.00	196,856.23	651,966.70	43.58 844,120.30
10E	----	----		14,410,352.00	14,410,352.00	1,206,096.73	3,645,625.54	25.30 10,764,726.46
1-E	----	----		14,410,352.00	14,410,352.00	1,206,096.73	3,645,625.54	25.30 10,764,726.46

84

Account Level			2017-18	2017-18	September 2017-18	2017-18	2017-18	2017-18
FDTLOC	FUNC	OBJ	Description	Original Budget	Revised Budget	Monthly Activity	FYTD Activity	FYTD % Budget Dollars No
E			Expense					
20			OPERATIONS & MAINTENANCE FUND					
20E030	2540	3200	BUILDING SERVICES	823,588.00	823,588.00	67,221.00	134,442.00	16.32 689,146.00
20E031	2540	4100	SUPPLIES NON-CUSTODIAL	850.00	850.00	25.52	152.50	17.94 697.50
20E	2540	----		824,438.00	824,438.00	67,246.52	134,594.50	16.33 689,843.50
20E031	2541	1130	SALARIES-O&M ADMINISTRATOR	36,667.00	36,667.00	2,792.30	8,376.91	22.85 28,290.09
20E031	2541	2010	THIS-O&M ADMINISTRATOR	475.00	475.00	31.28	93.83	19.75 381.17
20E031	2541	2100	NEC-O&M ADMINISTRATOR	234.00	234.00	16.20	48.59	20.76 185.41
20E031	2541	2110	TRS-O&M ADMINISTRATOR	3,626.00	3,626.00	276.16	828.49	22.85 2,797.51
20E031	2541	2220	MEDICAL/LIFE INS-O&M DIRECTOR	10,421.00	10,421.00	796.24	2,024.13	19.42 8,396.87
20E031	2541	2240	ETHIS - O&M ADMIN	355.00	355.00	23.46	70.37	19.82 284.63
20E	2541	----		51,778.00	51,778.00	3,935.64	11,442.32	22.10 40,335.68
20E031	2542	1010	SALARIES-CLERICAL O&M	23,632.00	23,632.00	1,750.56	5,322.95	22.52 18,309.05
20E031	2542	2220	MEDICAL/LIFE INS-O&M CLERICAL	6,797.00	6,797.00	539.75	1,619.21	23.82 5,177.79
20E031	2542	3090	PURCHASE SERVICE-ADMIN SERV CO	5,900.00	5,900.00	0.00	0.00	0.00 5,900.00
20E031	2542	3100	ROOF MAINTENANCE PROGRAM	1,000.00	1,000.00	0.00	0.00	0.00 1,000.00
20E031	2542	3200	SERVICES-O&M MAINTENANCE/HEATI	30,000.00	30,000.00	2,845.43	6,017.93	20.06 23,982.07
20E002	2542	3230	SERVICES-O&M MAINTENANCE/MES	45,000.00	45,000.00	43,527.63	43,876.89	97.50 1,123.11
20E003	2542	3230	SERVICES-O&M MAINTENANCE/MIS	5,000.00	5,000.00	6,356.34	6,356.34	127.13 -1,356.34
20E004	2542	3230	SERVICES-O&M MAINTENANCE/MJH	20,000.00	20,000.00	23,842.50	25,381.18	126.91 -5,381.18
20E031	2542	3230	SERVICES-REPAIR REPLACEMENT O&	8,000.00	8,000.00	4,254.02	4,416.77	55.21 3,583.23
20E030	2542	3400	DISTRICT TELEPHONES/WIRELESS S	130,000.00	130,000.00	23,197.37	36,890.26	28.38 93,109.74
20E031	2542	3700	UTILITIES-WATER & SEWER	30,000.00	30,000.00	1,215.51	2,335.16	7.78 27,664.84
20E002	2542	4100	REPAIR/REPLACEMENT O&M/MES	4,000.00	4,000.00	69.90	500.45	12.51 3,499.55
20E003	2542	4100	REPAIR/REPLACEMENT O&M/MIS	3,000.00	3,000.00	2,420.45	2,420.45	80.68 579.55
20E004	2542	4100	REPAIR/REPLACEMENT O&M/MJH	5,000.00	5,000.00	563.49	635.33	12.71 4,364.67
20E031	2542	4100	O&M REPAIR & REPLACEMENT	6,500.00	6,500.00	0.00	0.00	0.00 6,500.00
20E002	2542	4110	SUPPLIES-O&M MAINTENANCE/MES	3,000.00	3,000.00	321.29	1,363.81	45.46 1,636.19
20E003	2542	4110	SUPPLIES-O&M MAINTENANCE/MIS	1,000.00	1,000.00	268.81	457.85	45.79 542.15
20E004	2542	4110	SUPPLIES-O&M MAINTENANCE/MJH	2,500.00	2,500.00	0.00	0.00	0.00 2,500.00
20E031	2542	4110	SUPPLIES-O&M MAINTENANCE	15,000.00	15,000.00	4,204.24	5,712.12	38.08 9,287.88
20E031	2542	4120	SUPPLIES-O&M CUSTODIAL	50,000.00	50,000.00	11,568.17	26,623.39	53.25 23,376.61
20E031	2542	4130	DOORS/WINDOWS REPAIR/REPLACE	20,000.00	20,000.00	270.00	1,763.00	8.82 18,237.00
20E031	2542	4140	FLOORING REPAIR/REPLACE	1,000.00	1,000.00	0.00	0.00	0.00 1,000.00
20E030	2542	4600	DISTRICT HEATING/GAS	50,000.00	50,000.00	1,269.63	2,598.48	5.20 47,401.52
20E030	2542	4660	DISTRICT BLDG ELECTRIC	300,000.00	300,000.00	39,322.83	67,886.77	22.63 232,113.23
20E002	2542	5500	REPLACE BLDG EQUIPMENT/MES	80,000.00	80,000.00	49,518.00	75,162.95	93.95 4,837.05

Account Level			2017-18	2017-18	September 2017-18	2017-18	2017-18	2017-18
FDTLOC	FUNC	OBJ	Description	Original Budget	Revised Budget	Monthly Activity	FYTD Activity	FYTD % Budget Dollars No
E			Expense					
20			OPERATIONS & MAINTENANCE FUND					
20E003	2542	5500	REPLACEMENT BLDG EQUIPMENT/MIS	38,000.00	38,000.00	0.00	37,100.60	97.63 899.40
20E030	2542	5500	NEW EQUIPMENT DIST OPERATIONS	22,000.00	22,000.00	17,471.00	22,593.00	102.70 -593.00
20E002	2542	7000	NON-CAPT EQUIP-REPLACE BLDG EQ	4,500.00	4,500.00	0.00	0.00	0.00 4,500.00
20E003	2542	7000	NON-CAPT EQUIP-REPLACE BLDG EQ	2,000.00	2,000.00	0.00	0.00	0.00 2,000.00
20E004	2542	7000	NON-CAPT EQUIP-REPLACE BLDG EQ	3,000.00	3,000.00	0.00	0.00	0.00 3,000.00
20E031	2542	7000	NON-CAPT EQUIP-REPLACE BLDG EQ	1,000.00	1,000.00	0.00	0.00	0.00 1,000.00
20E	2542	----		916,829.00	916,829.00	234,796.92	377,034.89	41.12 539,794.11
20E031	2543	3190	CONTRACT SECURITY	4,500.00	4,500.00	818.23	818.23	18.18 3,681.77
20E031	2543	3200	GROUNDS MAINTENANCE SERVICES	3,000.00	3,000.00	948.00	948.00	31.60 2,052.00
20E031	2543	4100	GROUNDS MAINTENANCE SUPPLIES	10,000.00	10,000.00	1,083.95	1,083.95	10.84 8,916.05
20E031	2543	5400	ASPHALT-SITE IMPROVEMENTS	30,000.00	30,000.00	0.00	29,132.00	97.11 868.00
20E031	2543	7000	NON-CAPT EQUIP-O&M GROUNDS	1,500.00	1,500.00	0.00	0.00	0.00 1,500.00
20E	2543	----		49,000.00	49,000.00	2,850.18	31,982.18	65.27 17,017.82
20E031	2545	4100	ALL VEHICLES PARTS & GAS	6,500.00	6,500.00	721.08	721.08	11.09 5,778.92
20E	2545	----		6,500.00	6,500.00	721.08	721.08	11.09 5,778.92
20E	254-	----		1,848,545.00	1,848,545.00	309,550.34	555,774.97	30.07 1,292,770.03
20E	25--	----		1,848,545.00	1,848,545.00	309,550.34	555,774.97	30.07 1,292,770.03
20E	2---	----		1,848,545.00	1,848,545.00	309,550.34	555,774.97	30.07 1,292,770.03
20E010	4120	3090	SP ED CO-OP BUILDING MAINTENAN	67,338.00	67,338.00	5,295.20	26,476.00	39.32 40,862.00
20E	4120	----		67,338.00	67,338.00	5,295.20	26,476.00	39.32 40,862.00
20E	412-	----		67,338.00	67,338.00	5,295.20	26,476.00	39.32 40,862.00
20E	41--	----		67,338.00	67,338.00	5,295.20	26,476.00	39.32 40,862.00
20E	4---	----		67,338.00	67,338.00	5,295.20	26,476.00	39.32 40,862.00
20E	----	----		1,915,883.00	1,915,883.00	314,845.54	582,250.97	30.39 1,333,632.03
2-E	----	----		1,915,883.00	1,915,883.00	314,845.54	582,250.97	30.39 1,333,632.03

Account Level			2017-18	2017-18	September 2017-18	2017-18	2017-18	2017-18
FDTLOC	FUNC	OBJ	Description	Original Budget	Revised Budget	Monthly Activity	FYTD Activity	FYTD % Budget Dollars No
E			Expense					
30			BOND & INTEREST FUND					
30E030	5200	6900	BONDS SERVICE CHARGES	14,387.00	14,387.00	1,438.70	7,193.50	50.00 7,193.50
30E	5200	----		14,387.00	14,387.00	1,438.70	7,193.50	50.00 7,193.50
30E	520-	----		14,387.00	14,387.00	1,438.70	7,193.50	50.00 7,193.50
30E030	5220	6120	PRINCIPAL-1996 BOND SERIES	1,587,167.00	1,587,167.00	0.00	0.00	0.00 1,587,167.00
30E030	5220	6130	PRINCIPAL-2016A&B BOND SERIES	663,033.00	663,033.00	0.00	0.00	0.00 663,033.00
30E	5220	----		2,250,200.00	2,250,200.00	0.00	0.00	0.00 2,250,200.00
30E	522-	----		2,250,200.00	2,250,200.00	0.00	0.00	0.00 2,250,200.00
30E	52--	----		2,264,587.00	2,264,587.00	1,438.70	7,193.50	0.32 2,257,393.50
30E	5---	----		2,264,587.00	2,264,587.00	1,438.70	7,193.50	0.32 2,257,393.50
30E	----	----		2,264,587.00	2,264,587.00	1,438.70	7,193.50	0.32 2,257,393.50
3-E	----	----		2,264,587.00	2,264,587.00	1,438.70	7,193.50	0.32 2,257,393.50
				=====	=====	=====	=====	=====
40			TRANSPORTATION FUND					
40E032	2550	1130	SALARIES-TRANSPORTATION ADMIN	36,667.00	36,667.00	2,792.32	8,376.94	22.85 28,290.06
40E032	2550	2010	THIS-TRANSPORTATION ADMIN	475.00	475.00	31.26	93.80	19.75 381.20
40E032	2550	2100	NEC-TRANSPORTATION ADMIN	234.00	234.00	16.20	48.59	20.76 185.41
40E032	2550	2110	TRS-TRANSPORTATION ADMIN	3,626.00	3,626.00	276.16	828.49	22.85 2,797.51
40E032	2550	2220	MEDICAL/LF INS-DIR,ADM TRANSP	10,421.00	10,421.00	796.23	2,024.12	19.42 8,396.88
40E032	2550	2240	ETHIS-TRANSPORTATION ADMIN	355.00	355.00	23.46	70.37	19.82 284.63
40E032	2550	3100	DRIVERS ANNUAL PHYSICALS	1,500.00	1,500.00	298.00	363.00	24.20 1,137.00
40E032	2550	3190	BUS SAFETY INSPECTIONS	500.00	500.00	66.00	99.00	19.80 401.00
40E011	2550	3310	TRANSPORTATION MCKINNEY-VENTO	2,500.00	2,500.00	-315.00	0.00	0.00 2,500.00
40E032	2550	3310	SERVICES-TRANSPORTATION	5,000.00	5,000.00	3,130.40	3,130.40	62.61 1,869.60
40E032	2550	3390	SPECIAL SERVICES-TRANSPORTATIO	500.00	500.00	72.50	72.50	14.50 427.50
40E032	2550	4100	SUPPLIES-TRANSPORTATION NON-BU	2,000.00	2,000.00	6.50	6.50	0.33 1,993.50
40E032	2550	4120	MAINTENANCE PARTS-TRANSPORTATI	15,000.00	15,000.00	304.45	304.45	2.03 14,695.55
40E032	2550	4640	SUPPLIES-TRANSPORTATION/GAS	40,000.00	40,000.00	-9,271.70	-9,271.70	-23.18 49,271.70

87

Account Level			2017-18	2017-18	September 2017-18	2017-18	2017-18	2017-18
FDTLOC	FUNC	OBJ	Description	Original Budget	Revised Budget	Monthly Activity	FYTD Activity	FYTD % Budget Dollars No
E			Expense					
40			TRANSPORTATION FUND					
40E	2550	----		118,778.00	118,778.00	-1,773.22	6,146.46	5.17 112,631.54
40E032	2551	1010	SALARIES-TRANSPORTATION CLERIC	23,632.00	23,632.00	1,750.56	5,349.20	22.64 18,282.80
40E032	2551	1070	SALARIES-TRANSPORTATION BUS DR	228,206.00	228,206.00	26,664.45	36,528.00	16.01 191,678.00
40E032	2551	2220	MEDICAL/LF INS-TRANS CLERICAL	6,797.00	6,797.00	540.98	1,620.52	23.84 5,176.48
40E035	2551	2220	MEDICAL/LIFE INS-TRANSP CLERIC	2,521.00	2,521.00	0.00	0.00	0.00 2,521.00
40E	2551	----		261,156.00	261,156.00	28,955.99	43,497.72	16.66 217,658.28
40E032	2552	3250	BUS LEASING	140,000.00	140,000.00	-96,440.00	20,544.00	14.67 119,456.00
40E	2552	----		140,000.00	140,000.00	-96,440.00	20,544.00	14.67 119,456.00
40E010	2559	3310	SP ED CONTRACT TRANSPORTATION	312,995.00	312,995.00	31,368.20	156,841.00	50.11 156,154.00
40E032	2559	6900	FEE REFUND-TRANSPORTATION	2,500.00	2,500.00	0.00	0.00	0.00 2,500.00
40E	2559	----		315,495.00	315,495.00	31,368.20	156,841.00	49.71 158,654.00
40E	255-	----		835,429.00	835,429.00	-37,889.03	227,029.18	27.18 608,399.82
40E	25--	----		835,429.00	835,429.00	-37,889.03	227,029.18	27.18 608,399.82
40E	2---	----		835,429.00	835,429.00	-37,889.03	227,029.18	27.18 608,399.82
40E010	4124	3100	BUS MONITORS	45,946.00	45,946.00	4,565.20	22,854.20	49.74 23,091.80
40E	4124	----		45,946.00	45,946.00	4,565.20	22,854.20	49.74 23,091.80
40E	412-	----		45,946.00	45,946.00	4,565.20	22,854.20	49.74 23,091.80
40E	41--	----		45,946.00	45,946.00	4,565.20	22,854.20	49.74 23,091.80
40E	4---	----		45,946.00	45,946.00	4,565.20	22,854.20	49.74 23,091.80
40E	----	----		881,375.00	881,375.00	-33,323.83	249,883.38	28.35 631,491.62
4-E	----	----		881,375.00	881,375.00	-33,323.83	249,883.38	28.35 631,491.62

Account Level			2017-18	2017-18	September 2017-18	2017-18	2017-18	2017-18
FDTLOC	FUNC	OBJ	Description	Original Budget	Revised Budget	Monthly Activity	FYTD Activity	FYTD % Budget Dollars No
E			Expense					
50			IMRF/SOCIAL SECURITY FUND					
50E005	1101	2120	IMRF-SHCEDULE B/CLASSIFIED STA	800.00	800.00	24.12	24.12	3.02 775.88
50E005	1101	2130	FICA-CLASSIFIED STAFF/SCHEDULE	2,500.00	2,500.00	6.22	37.22	1.49 2,462.78
50E002	1101	2140	MEDICARE-TEACHERS/MES	29,540.00	29,540.00	2,293.64	6,244.16	21.14 23,295.84
50E003	1101	2140	MEDICARE-TEACHER/MIS	14,315.00	14,315.00	966.57	2,907.16	20.31 11,407.84
50E005	1101	2140	MEDICARE-SCHEDULE B, SELF FUND	2,950.00	2,950.00	169.20	186.34	6.32 2,763.66
50E023	1101	2140	MEDICARE-PASS MES/MIS	10.00	10.00	0.00	0.00	0.00 10.00
50E	1101	----		50,115.00	50,115.00	3,459.75	9,399.00	18.75 40,716.00
50E004	1102	2130	FICA REGULAR 6-8 PROGRAMS	15.00	15.00	0.00	0.00	0.00 15.00
50E004	1102	2140	MEDICARE-TEACHERS/MJH	26,692.00	26,692.00	1,939.76	5,616.53	21.04 21,075.47
50E	1102	----		26,707.00	26,707.00	1,939.76	5,616.53	21.03 21,090.47
50E005	1106	2120	IMRF-INSTRUCTIONAL AIDE	20,182.00	20,182.00	0.00	0.00	0.00 20,182.00
50E005	1106	2130	FICA-INSTRUCTIONAL AIDE	10,010.00	10,010.00	0.00	0.00	0.00 10,010.00
50E005	1106	2140	MEDICARE-INSTRUCTIONAL AIDE	2,341.00	2,341.00	0.00	0.00	0.00 2,341.00
50E	1106	----		32,533.00	32,533.00	0.00	0.00	0.00 32,533.00
50E005	1108	2120	IMRF-BUILDING AIDES	0.00	0.00	2,070.21	2,085.30	0.00 -2,085.30
50E005	1108	2130	FICA-BUILDING AIDES	0.00	0.00	1,037.62	1,045.19	0.00 -1,045.19
50E005	1108	2140	MEDICARE-BUILDING AIDES	0.00	0.00	242.69	244.46	0.00 -244.46
50E	1108	----		0.00	0.00	3,350.52	3,374.95	0.00 -3,374.95
50E005	1109	2120	IMRF-SUB SEC,BLDG AIDE, NURSE	50.00	50.00	0.00	0.00	0.00 50.00
50E005	1109	2130	FICA-SUB SEC,BLDG AIDE, NURSE	2,552.00	2,552.00	127.72	127.72	5.00 2,424.28
50E005	1109	2140	MEDICARE-SUB SEC,BLDG AIDE,NUR	597.00	597.00	29.87	29.87	5.00 567.13
50E	1109	----		3,199.00	3,199.00	157.59	157.59	4.93 3,041.41
50E	110-	----		112,554.00	112,554.00	8,907.62	18,548.07	16.48 94,005.93
50E005	1111	2140	MEDICARE-SUBSTITUTE TEACHERS	3,000.00	3,000.00	231.99	236.35	7.88 2,763.65
50E	1111	----		3,000.00	3,000.00	231.99	236.35	7.88 2,763.65
50E	111-	----		3,000.00	3,000.00	231.99	236.35	7.88 2,763.65
50E022	1125	2120	IMRF-EARLY START AIDE	2,046.00	2,046.00	217.33	507.41	24.80 1,538.59
50E022	1125	2130	FICA-EARLY START AID	1,015.00	1,015.00	108.93	254.31	25.06 760.69
50E022	1125	2140	MEDICARE - EARLY START	1,015.00	1,015.00	80.61	222.37	21.91 792.63

68

Account Level			2017-18	2017-18	September 2017-18	2017-18	2017-18	2017-18
FDTLOC	FUNC	OBJ	Description	Original Budget	Revised Budget	Monthly Activity	FYTD Activity	FYTD % Budget Dollars No
E			Expense					
50			IMRF/SOCIAL SECURITY FUND					
50E	1125	----		4,076.00	4,076.00	406.87	984.09	24.14 3,091.91
50E	112-	----		4,076.00	4,076.00	406.87	984.09	24.14 3,091.91
50E	11--	----		119,630.00	119,630.00	9,546.48	19,768.51	16.52 99,861.49
50E010	1200	2120	IMRF-STUDENT SERVICES	6,054.00	6,054.00	425.14	1,275.42	21.07 4,778.58
50E010	1200	2130	FICA-STUDENT SERVICES	3,003.00	3,003.00	213.08	639.24	21.29 2,363.76
50E010	1200	2140	MEDICARE-STUDENT SERVICES	3,676.00	3,676.00	258.02	886.99	24.13 2,789.01
50E	1200	----		12,733.00	12,733.00	896.24	2,801.65	22.00 9,931.35
50E010	1201	2120	IMRF-SI 1 PARA PROFESSIONALS	21,658.00	21,658.00	1,407.87	4,994.30	23.06 16,663.70
50E010	1201	2130	FICA-SI 1 PARA PROFESSIONALS	9,680.00	9,680.00	658.43	2,337.91	24.15 7,342.09
50E010	1201	2140	MEDICARE-SI 1 TEACHERS	2,264.00	2,264.00	473.46	1,336.75	59.04 927.25
50E	1201	----		33,602.00	33,602.00	2,539.76	8,668.96	25.80 24,933.04
50E010	1202	2120	IMRF-SI 2 PARA PROFESSIONALS	0.00	0.00	0.00	0.00	0.00 0.00
50E010	1202	2130	FICA-SI 2 PARA PROFESSIONALS	0.00	0.00	0.00	0.00	0.00 0.00
50E010	1202	2140	MEDICARE-SI 2 TEACHERS & PARA	0.00	0.00	0.00	0.00	0.00 0.00
50E	1202	----		0.00	0.00	0.00	0.00	0.00 0.00
50E010	1209	2120	IMRF-504 PARA PROFESSIONAL	0.00	0.00	0.00	0.00	0.00 0.00
50E010	1209	2130	FICA-504 PARA PROFESSIONAL	0.00	0.00	0.00	0.00	0.00 0.00
50E010	1209	2140	FICA-MEDICARE-504 PARA PRO	0.00	0.00	0.00	0.00	0.00 0.00
50E	1209	----		0.00	0.00	0.00	0.00	0.00 0.00
50E	120-	----		46,335.00	46,335.00	3,436.00	11,470.61	24.76 34,864.39
50E010	1210	2120	IMRF-RESOURCE PARA PROFESSIONA	17,473.00	17,473.00	1,182.74	3,149.33	18.02 14,323.67
50E010	1210	2130	FICA-RESOURCE PARA PROFESSIONA	8,667.00	8,667.00	528.25	1,408.48	16.25 7,258.52
50E010	1210	2140	MEDICARE-RESOURCE STAFF	2,027.00	2,027.00	367.43	1,306.07	64.43 720.93
50E	1210	----		28,167.00	28,167.00	2,078.42	5,863.88	20.82 22,303.12
50E010	1214	2120	IMRF-EC PARA PROFESSIONALS	3,920.00	3,920.00	286.44	631.77	16.12 3,288.23
50E010	1214	2130	FICA-EC PARA PROFESSIONALS	1,944.00	1,944.00	143.57	316.63	16.29 1,627.37
50E010	1214	2140	MEDICARE-EARLY CHILDHOOD PROGR	455.00	455.00	93.10	249.40	54.81 205.60

Account Level			2017-18	2017-18	September 2017-18	2017-18	2017-18	2017-18
FDTLOC	FUNC	OBJ	Description	Original Budget	Revised Budget	Monthly Activity	FYTD Activity	FYTD % Budget Dollars No
E Expense								
50 IMRF/SOCIAL SECURITY FUND								
50E	1214	----		6,319.00	6,319.00	523.11	1,197.80	18.96 5,121.20
50E	121-	----		34,486.00	34,486.00	2,601.53	7,061.68	20.48 27,424.32
50E010	1223	2140	MEDICARE - SPEECH TEACHERS	2,950.00	2,950.00	275.13	812.17	27.53 2,137.83
50E	1223	----		2,950.00	2,950.00	275.13	812.17	27.53 2,137.83
50E	122-	----		2,950.00	2,950.00	275.13	812.17	27.53 2,137.83
50E018	1250	2140	MEDICARE-RTI COORD/DIAGNOSTIC	1,020.00	1,020.00	75.85	115.69	11.34 904.31
50E	1250	----		1,020.00	1,020.00	75.85	115.69	11.34 904.31
50E011	1251	2120	IMRF-TITLE I PARA PRO	1,969.00	1,969.00	0.00	0.00	0.00 1,969.00
50E011	1251	2130	FICA-TITLE I PARA PRO	977.00	977.00	0.00	0.00	0.00 977.00
50E011	1251	2140	MEDICARE-TITLE I	297.00	297.00	0.00	0.00	0.00 297.00
50E	1251	----		3,243.00	3,243.00	0.00	0.00	0.00 3,243.00
50E	125-	----		4,263.00	4,263.00	75.85	115.69	2.71 4,147.31
50E	12--	----		88,034.00	88,034.00	6,388.51	19,460.15	22.11 68,573.85
50E010	1800	2120	IMRF - ELL	0.00	0.00	0.00	0.00	0.00 0.00
50E046	1800	2120	IMRF-ELL AIDE	1,900.00	1,900.00	145.90	218.85	11.52 1,681.15
50E010	1800	2130	FICA - ELL	0.00	0.00	0.00	0.00	0.00 0.00
50E046	1800	2130	FICA-ELL AIDE	1,000.00	1,000.00	73.14	109.70	10.97 890.30
50E010	1800	2140	MEDICARE - ELL	0.00	0.00	0.00	0.00	0.00 0.00
50E046	1800	2140	MEDICARE-ELL	625.00	625.00	71.88	187.41	29.99 437.59
50E	1800	----		3,525.00	3,525.00	290.92	515.96	14.64 3,009.04
50E	180-	----		3,525.00	3,525.00	290.92	515.96	14.64 3,009.04
50E	18--	----		3,525.00	3,525.00	290.92	515.96	14.64 3,009.04
50E	1---	----		211,189.00	211,189.00	16,225.91	39,744.62	18.82 171,444.38
50E010	2113	2140	MEDICARE - SOCIAL WORKERS	2,500.00	2,500.00	211.49	609.79	24.39 1,890.21
50E	2113	----		2,500.00	2,500.00	211.49	609.79	24.39 1,890.21

Account Level			2017-18	2017-18	September 2017-18	2017-18	2017-18	2017-18
FDTLOC	FUNC	OBJ	Description	Original Budget	Revised Budget	Monthly Activity	FYTD Activity	FYTD % Budget Dollars No
E			Expense					
50			IMRF/SOCIAL SECURITY FUND					
50E	211-	----		2,500.00	2,500.00	211.49	609.79	24.39 1,890.21
50E034	2130	2120	IMRF-HEALTH SERVICES	14,235.00	14,235.00	1,040.76	3,060.24	21.50 11,174.76
50E034	2130	2130	FICA-HEALTH SERVICES	7,060.00	7,060.00	519.30	1,526.80	21.63 5,533.20
50E034	2130	2140	MEDICARE-HEALTH SERVICES	1,651.00	1,651.00	121.44	357.07	21.63 1,293.93
50E	2130	----		22,946.00	22,946.00	1,681.50	4,944.11	21.55 18,001.89
50E	213-	----		22,946.00	22,946.00	1,681.50	4,944.11	21.55 18,001.89
50E010	2143	2140	MEDICARE-SCHOOL PSYCHOLOGIST	745.00	745.00	55.79	266.29	35.74 478.71
50E	2143	----		745.00	745.00	55.79	266.29	35.74 478.71
50E	214-	----		745.00	745.00	55.79	266.29	35.74 478.71
50E013	2190	2140	MEDICARE - INTERVENTIONIST	272.00	272.00	0.00	0.00	0.00 272.00
50E	2190	----		272.00	272.00	0.00	0.00	0.00 272.00
50E	219-	----		272.00	272.00	0.00	0.00	0.00 272.00
50E	21--	----		26,463.00	26,463.00	1,948.78	5,820.19	21.99 20,642.81
50E013	2210	2140	MEDICARE - TITLE II STIPENDS	35.00	35.00	0.00	3.48	9.94 31.52
50E018	2210	2140	MEDICARE - CURR DEVELOPMENT	550.00	550.00	13.91	203.14	36.93 346.86
50E	2210	----		585.00	585.00	13.91	206.62	35.32 378.38
50E018	2211	2120	IMRF - CURRICULUM SECRETARY	5,145.00	5,145.00	361.20	1,100.54	21.39 4,044.46
50E018	2211	2130	FICA - CURRICULUM	2,552.00	2,552.00	181.04	551.61	21.61 2,000.39
50E018	2211	2140	MEDICARE - CURRICULUM	2,536.00	2,536.00	178.08	536.23	21.14 1,999.77
50E	2211	----		10,233.00	10,233.00	720.32	2,188.38	21.39 8,044.62
50E	221-	----		10,818.00	10,818.00	734.23	2,395.00	22.14 8,423.00
50E	22--	----		10,818.00	10,818.00	734.23	2,395.00	22.14 8,423.00
50E020	2312	2120	IMRF - BOARD RECORDING SECRETARY	188.00	188.00	9.08	58.33	31.03 129.67
50E020	2312	2130	FICA-BOARD RECORDING SECRETARY	93.00	93.00	3.71	25.06	26.95 67.94
50E020	2312	2140	MEDICARE - BOARD RECORDING SEC	22.00	22.00	0.87	5.86	26.64 16.14

26

Account Level			2017-18	2017-18	September 2017-18	2017-18	2017-18	2017-18
FDTLOC	FUNC	OBJ	Description	Original Budget	Revised Budget	Monthly Activity	FYTD Activity	FYTD % Budget Dollars No
E			Expense					
50			IMRF/SOCIAL SECURITY FUND					
50E	2312	----		303.00	303.00	13.66	89.25	29.46 213.75
50E	231-	----		303.00	303.00	13.66	89.25	29.46 213.75
50E021	2320	2120	IMRF-SUPERINTENDENTS OFFICE	2,100.00	2,100.00	654.60	1,992.10	94.86 107.90
50E021	2320	2130	FICA-SUPERINTENDENTS OFFICE	1,200.00	1,200.00	279.49	861.27	71.77 338.73
50E021	2320	2140	FICA-MEDICARE-SUPERINTENDENTS	3,000.00	3,000.00	281.76	853.20	28.44 2,146.80
50E	2320	----		6,300.00	6,300.00	1,215.85	3,706.57	58.83 2,593.43
50E	232-	----		6,300.00	6,300.00	1,215.85	3,706.57	58.83 2,593.43
50E	23--	----		6,603.00	6,603.00	1,229.51	3,795.82	57.49 2,807.18
50E005	2410	2120	IMRF - PRINCIPALS SECRETARIES	28,360.00	28,360.00	2,077.98	5,455.42	19.24 22,904.58
50E005	2410	2130	FICA - PRINCIPALS SECRETARIES	14,067.00	14,067.00	931.65	2,519.63	17.91 11,547.37
50E005	2410	2140	MEDCIARE - PRINCIPALS SECRETAR	10,431.00	10,431.00	712.22	2,072.27	19.87 8,358.73
50E	2410	----		52,858.00	52,858.00	3,721.85	10,047.32	19.01 42,810.68
50E	241-	----		52,858.00	52,858.00	3,721.85	10,047.32	19.01 42,810.68
50E	24--	----		52,858.00	52,858.00	3,721.85	10,047.32	19.01 42,810.68
50E030	2510	2120	IMRF - BUSINESS OFFICE	1,821.00	1,821.00	131.98	426.56	23.42 1,394.44
50E030	2510	2130	FICA - BUSINESS OFFICE	903.00	903.00	63.85	206.31	22.85 696.69
50E030	2510	2140	MEDICARE - BUSINESS OFFICE	780.00	780.00	55.59	170.21	21.82 609.79
50E	2510	----		3,504.00	3,504.00	251.42	803.08	22.92 2,700.92
50E	251-	----		3,504.00	3,504.00	251.42	803.08	22.92 2,700.92
50E030	2525	2120	IMRF - ACCOUNTING PAYROLL	14,800.00	14,800.00	769.35	2,319.30	15.67 12,480.70
50E030	2525	2130	FICA- ACCOUNTING PAYROLL	6,800.00	6,800.00	384.51	1,160.23	17.06 5,639.77
50E030	2525	2140	MEDICARE - ACCOUNTING PAYROLL	1,590.00	1,590.00	89.93	271.36	17.07 1,318.64
50E	2525	----		23,190.00	23,190.00	1,243.79	3,750.89	16.17 19,439.11
50E	252-	----		23,190.00	23,190.00	1,243.79	3,750.89	16.17 19,439.11
50E031	2541	2120	IMRF-O&M CUSTODIAN/MAINTENANCE	5,200.00	5,200.00	0.00	0.00	0.00 5,200.00

Account Level			2017-18	2017-18	September 2017-18	2017-18	2017-18	2017-18
FDTLOC	FUNC	OBJ	Description	Original Budget	Revised Budget	Monthly Activity	FYTD Activity	FYTD % Budget Dollars No
E			Expense					
50			IMRF/SOCIAL SECURITY FUND					
50E031	2541	2130	FICA - O & M DIRECTOR	2,600.00	2,600.00	0.00	0.00	0.00 2,600.00
50E031	2541	2140	MEDICARE - O & M DIRECTOR	1,100.00	1,100.00	39.46	118.37	10.76 981.63
50E	2541	----		8,900.00	8,900.00	39.46	118.37	1.33 8,781.63
50E031	2542	2120	IMRF-O&M CUSTODIAL/MAINTENANCE	15,000.00	15,000.00	216.54	658.44	4.39 14,341.56
50E031	2542	2130	FICA-O&M CUSTODIAN/MAINTENANCE	7,200.00	7,200.00	98.35	304.97	4.24 6,895.03
50E031	2542	2140	MEDICARE-O&M CUSTODIAN/MAINTEN	1,700.00	1,700.00	23.65	71.96	4.23 1,628.04
50E	2542	----		23,900.00	23,900.00	338.54	1,035.37	4.33 22,864.63
50E	254-	----		32,800.00	32,800.00	378.00	1,153.74	3.52 31,646.26
50E032	2550	2120	IMRF-TRANSPORTATION DIRECTOR	5,052.00	5,052.00	0.00	0.00	0.00 5,052.00
50E032	2550	2130	FICA-TRANSPORTATION DIRECTOR	2,506.00	2,506.00	0.00	0.00	0.00 2,506.00
50E032	2550	2140	MEDICARE-TRANSPORTATION DIRECT	1,155.00	1,155.00	39.44	118.34	10.25 1,036.66
50E	2550	----		8,713.00	8,713.00	39.44	118.34	1.36 8,594.66
50E032	2551	2120	IMRF-BUS DRIVERS & CLERICAL	32,000.00	32,000.00	3,494.02	5,159.29	16.12 26,840.71
50E032	2551	2130	FICA-BUS DRIVERS & CLERICAL	18,000.00	18,000.00	1,751.52	2,571.26	14.28 15,428.74
50E032	2551	2140	MEDICARE-BUS DRIVERS & CLERICA	4,500.00	4,500.00	410.31	602.09	13.38 3,897.91
50E	2551	----		54,500.00	54,500.00	5,655.85	8,332.64	15.29 46,167.36
50E	255-	----		63,213.00	63,213.00	5,695.29	8,450.98	13.37 54,762.02
50E033	2561	2120	IMRF-FOOD SERVICE DIRECTOR	5,957.00	5,957.00	453.48	1,360.44	22.84 4,596.56
50E033	2561	2130	FICA-FOOD SERVICE DIRECTOR	2,955.00	2,955.00	225.18	675.54	22.86 2,279.46
50E033	2561	2140	MEDICARE-FOOD SERVICE DIRECTOR	691.00	691.00	52.66	157.98	22.86 533.02
50E	2561	----		9,603.00	9,603.00	731.32	2,193.96	22.85 7,409.04
50E033	2562	2120	IMRF-FOOD SERVICE STAFF	16,551.00	16,551.00	761.98	776.43	4.69 15,774.57
50E033	2562	2130	FICA-FOOD SERVICE STAFF	8,209.00	8,209.00	664.36	671.61	8.18 7,537.39
50E033	2562	2140	MEDICARE-FOOD SERVICE STAFF	1,920.00	1,920.00	155.38	157.08	8.18 1,762.92
50E	2562	----		26,680.00	26,680.00	1,581.72	1,605.12	6.02 25,074.88
50E	256-	----		36,283.00	36,283.00	2,313.04	3,799.08	10.47 32,483.92
50E	25--	----		158,990.00	158,990.00	9,881.54	17,957.77	11.29 141,032.23

49

Account Level			2017-18	2017-18	September 2017-18	2017-18	2017-18	2017-18
FDTLOC	FUNC	OBJ	Description	Original Budget	Revised Budget	Monthly Activity	FYTD Activity	FYTD % Budget Dollars No
E			Expense					
50			IMRF/SOCIAL SECURITY FUND					
50E005	2660	2120	IMRF-COMPUTER TECH	9,457.00	9,457.00	1,413.09	4,813.70	50.90 4,643.30
50E005	2660	2130	FICA-COMPUTER TECH	4,691.00	4,691.00	705.68	2,404.94	51.27 2,286.06
50E005	2660	2140	MEDICARE-COMPUTER TECH	1,097.00	1,097.00	165.04	562.47	51.27 534.53
50E	2660	----		15,245.00	15,245.00	2,283.81	7,781.11	51.04 7,463.89
50E	266-	----		15,245.00	15,245.00	2,283.81	7,781.11	51.04 7,463.89
50E	26--	----		15,245.00	15,245.00	2,283.81	7,781.11	51.04 7,463.89
50E	2---	----		270,977.00	270,977.00	19,799.72	47,797.21	17.64 223,179.79
50E	----	----		482,166.00	482,166.00	36,025.63	87,541.83	18.16 394,624.17
5-E	----	----		482,166.00	482,166.00	36,025.63	87,541.83	18.16 394,624.17
=====								
80			TORT FUND					
80E030	2362	3800	WORKERS' COMPENSATION INS	75,000.00	75,000.00	21,585.00	45,717.00	60.96 29,283.00
80E	2362	----		75,000.00	75,000.00	21,585.00	45,717.00	60.96 29,283.00
80E030	2364	3800	LIABILITY INSURANCE	80,000.00	80,000.00	0.00	78,001.00	97.50 1,999.00
80E	2364	----		80,000.00	80,000.00	0.00	78,001.00	97.50 1,999.00
80E030	2369	3180	LEGAL SERVICES-TORT FUND	20,000.00	20,000.00	0.00	0.00	0.00 20,000.00
80E	2369	----		20,000.00	20,000.00	0.00	0.00	0.00 20,000.00
80E	236-	----		175,000.00	175,000.00	21,585.00	123,718.00	70.70 51,282.00
80E	23--	----		175,000.00	175,000.00	21,585.00	123,718.00	70.70 51,282.00
80E	2---	----		175,000.00	175,000.00	21,585.00	123,718.00	70.70 51,282.00
80E	----	----		175,000.00	175,000.00	21,585.00	123,718.00	70.70 51,282.00
8-E	----	----		175,000.00	175,000.00	21,585.00	123,718.00	70.70 51,282.00

95



Account Level		2017-18	2017-18	September 2017-18	2017-18	2017-18	2017-18
FDTLOC	FUNC OBJ Description	Original Budget	Revised Budget	Monthly Activity	FYTD Activity	FYTD %	Budget Dollars No
	Grand Revenue To	20,171,856.00	20,171,856.00	4,941,196.79	6,985,256.93	34.63	13,186,599.07
	Grand Expense To	20,129,363.00	20,129,363.00	1,546,667.77	4,696,213.22	23.33	15,433,149.78
	Grand Totals	42,493.00	42,493.00	3,394,529.02	2,289,043.71	5,386.87	2,246,550.71
		Profit	Profit	Profit	Profit		Loss

Number of Accounts: 554

\*\*\*\*\* End of report \*\*\*\*\*

FD	FD	September 2017-18 Beginning Balance	September 2017-18 Debits	September 2017-18 Credits	September 2017-18 Monthly Activity	Ending Balance	% Change
10	EDUCATION FUND	5,494,168.56CR	1,235,472.37	3,634,268.23	-2,398,795.86	7,892,964.42CR	69.61%
20	OPERATIONS & MAINTENANCE FUND	1,884,645.79CR	315,260.55	465,436.96	-150,176.41	2,034,822.20CR	92.62%
30	BOND & INTEREST FUND	1,538,109.99CR	1,438.70	646,410.77	-644,972.07	2,183,082.06CR	70.46%
40	TRANSPORTATION FUND	1,283,686.29CR	73,945.44	202,755.57	-128,810.13	1,412,496.42CR	90.88%
50	IMRF/SOCIAL SECURITY FUND	337,657.29CR	36,925.22	70,823.04	-33,897.82	371,555.11CR	90.88%
60	SITE AND CONSTRUCTION/CAPITAL	57,435.31CR	0.00	182.10	-182.10	57,617.41CR	99.68%
61	NEW CONSTRUCTION FUND	5,545.43CR	0.00	0.00	0.00	5,545.43CR	100.00%
70	WORKING CASH FUND	2,150,134.02CR	0.00	21,005.37	-21,005.37	2,171,139.39CR	99.03%
80	TORT FUND	30,434.90CR	21,585.00	38,274.26	-16,689.26	47,124.16CR	64.58%
90	LIFE SAFETY FUND	803.12CR	0.00	0.00	0.00	803.12CR	100.00%
XX	*EDUCATION FUND	12,782,620.70CR	1,684,627.28	5,079,156.30	-3,394,529.02	16,177,149.72CR	79.02%
Grand Equity Totals		12,782,620.70CR	1,684,627.28	5,079,156.30	-3,394,529.02	16,177,149.72CR	79.02%

Number of Accounts: 10

06

\*\*\*\*\* End of report \*\*\*\*\*

**Mokena School District 159**  
**Treasurer's Detail Investment Report**  
**September 30, 2017**

Fund	General/Transfer/RevTrak Flexible Spending Acct	FNBC Bank & Trust- Payroll Account	Certificates of Deposit	Municipal Securities	IIIT Money Market	ISDLAF Money Market	Fund Balances
10 Education & Adequacy Grant	\$ 30,393.55	\$ 264,833.32	\$ 7,113,533.00	\$ 49,137.51	\$ 9,258.41	\$ 425,808.63	\$ 7,892,964.42
20 Operations & Maintenance	\$ 70,464.20	\$ 2,491.73	\$ 1,673,065.51	\$ 15,918.05	\$ 243,906.59	\$ 28,976.12	\$ 2,034,822.20
30 Bond & Interest	\$ 17,355.32	\$ -	\$ 1,095,950.21	\$ 6,125.71	\$ 60,910.75	\$ 1,002,740.07	\$ 2,183,082.06
40 Transportation	\$ 183,863.53	\$ 2,334.62	\$ 988,952.08	\$ 10,459.94	\$ 186,250.97	\$ 40,635.28	\$ 1,412,496.42
50 IMRF	\$ 8,438.68	\$ 28,101.97	\$ 278,242.56	\$ 2,348.54	\$ 1,831.67	\$ 52,591.69	\$ 371,555.11
60 Capital Projects Series 2016 AB	\$ 2,566.41	\$ -	\$ 33,484.20		\$ 2,563.71	\$ 19,003.09	\$ 57,617.41
61 New Construction	\$ 0.77	\$ -	\$ 2,110.77		\$ -	\$ 3,433.89	\$ 5,545.43
70 Working Cash	\$ 20,224.20	\$ -	\$ 1,822,117.22	\$ 16,473.97	\$ 299,739.98	\$ 12,584.02	\$ 2,171,139.39
80 Tort Fund	\$ 6,533.81	\$ -	\$ 1,844.45	\$ 14.28	\$ 362.43	\$ 38,369.19	\$ 47,124.16
90 Life Safety Fund	\$ 803.12	\$ -	\$ -		\$ -	\$ -	\$ 803.12
<b>TOTALS</b>	\$ 340,643.59	\$ 297,761.64	\$ 13,009,300.00	\$ 100,478.00	\$ 804,824.51	\$ 1,624,141.98	\$ 16,177,149.72
Percentages	2.106%	1.841%	80.418%	0.621%	4.975%	10.040%	100.000%

66

## Certificate of Deposit Investments - September 2017

Financial Facility	Date Invested	Gross Rate	Net Rate	Opening Balance	Maturity Date
Associated Bank, NA - WI	09/08/17	1.200%	1.100%	\$ 1,650,000.00	11/8/2017
Associated Bank, NA - WI	09/08/17	1.200%	1.100%	\$ 249,300.00	12/6/2017
Associated Bank, NA - WI	09/08/17	1.240%	1.140%	\$ 1,005,500.00	2/14/2018
Associated Bank, NA - WI	09/08/17	1.200%	1.100%	\$ 500,000.00	1/3/2018
Bank of China	05/25/17	1.250%	1.117%	\$ 248,500.00	11/29/2017
Bank of Commerce	05/25/17	1.250%	1.100%	\$ 204,900.00	11/29/2017
Bank of East Asia	01/04/17	1.250%	1.106%	\$ 247,200.00	1/4/2018
Bank 7-OK	06/08/17	1.350%	1.260%	\$ 247,000.00	5/17/2018
Bank of the Ozarks	05/25/17	1.270%	1.125%	\$ 248,500.00	11/29/2017
Beverly Bank & Trust Co, NA-Wintrust-IL	06/08/17	1.350%	1.250%	\$ 247,600.00	3/14/2018
Bofi Federal Bank-CA	09/11/17	1.250%	1.100%	\$ 800,000.00	10/10/2017
Bofi Federal Bank-CA	09/11/17	1.270%	1.170%	\$ 1,000,000.00	1/9/2018
CFG Community Bank-MD	06/08/17	1.450%	1.293%	\$ 246,900.00	5/17/2018
Citizens State Bank-TX	06/22/17	1.200%	1.050%	\$ 249,000.00	11/8/2017
Farmers & Merchants Union Bank-WI	06/08/17	1.450%	1.293%	\$ 247,300.00	4/11/2018
First Capital Bank-TN	06/08/17	1.400%	1.250%	\$ 247,300.00	4/11/2018
First National Bank-Sprearman-TX	09/08/17	1.450%	1.293%	\$ 248,500.00	2/22/2018
<b>Franklin Synergy Bank, TN</b>	10/27/16	1.100%	0.950%	\$ 247,000.00	10/27/2017
Grand Ridge National Bank-IL	06/08/17	1.450%	1.302%	\$ 246,900.00	5/17/2018
Industiral & Commercial Bank of China-NY	08/18/17	1.650%	1.511%	\$ 246,200.00	8/20/2018
Landmark Comm Bank-TN	06/08/17	1.350%	1.193%	\$ 248,000.00	1/31/2018
Luther Burbank Savings-CA	08/18/17	1.300%	1.168%	\$ 102,000.00	11/29/2017
Luther Burbank Savings-CA	09/08/17	1.300%	1.171%	\$ 146,000.00	2/22/2018
Mainstreet Bank-VA	06/08/17	1.480%	1.332%	\$ 246,900.00	5/17/2018
Northbrook B&TC-Wintrust-IL	06/08/17	1.350%	1.250%	\$ 247,600.00	3/14/2018
Pacific Western Bank	05/25/17	1.200%	1.067%	\$ 248,600.00	11/29/2017
Security Bank	05/25/17	1.200%	1.050%	\$ 101,000.00	11/29/2017
Security Bank-OK	09/08/17	1.350%	1.200%	\$ 147,000.00	12/14/2017
Texas Capital Bank-TX	08/18/17	1.250%	1.152%	\$ 248,900.00	11/29/2017
USAmeribank-FL	08/18/17	1.280%	1.173%	\$ 249,100.00	11/29/2017
Western Alliance Bank/Torrey Pines Bank	05/25/17	1.250%	1.155%	\$ 248,500.00	11/29/2017
Wintrust Bank/North Shore Comm-IL	06/08/17	1.250%	1.150%	\$ 248,100.00	1/31/2018
<b>Total</b>				<b>\$ 11,109,300.00</b>	

PMA Investments

PMA-DTC Term Series Investments

IIIT

Bond Funds

## ISDLAF & IIIT Term Series Money Market - September 2017

Financial Facility	Date Invested	Gross Rate	Net Rate	Opening Balance	Maturity Date	Face Amount	Cost Amount	Maturity Interest Minus Cost
Term Series-20171004AA02	6/23/2017		0.940%	\$ 1,000,000.00	10/4/2017			
Term Series-20171108AC02	6/23/2017		0.970%	\$ 50,000.00	11/8/2017			
Term Series-20171205AB02	9/22/2017		1.020%	\$ 850,000.00	12/5/2017			
Total				\$ 1,900,000.00				

PMA Investments
IIIT
Bond Funds

ISDLAF Municipal Securities - September 2017

Name/Description	Date Invested	Coupon Rate	Client YTM	Cost	Trade Interest	Cost + Trade Interest = Net Proceeds	Maturity Date
Kane County Forest Preserve District	8/22/2017	2.000%	1.850%	\$ 100,478.00	\$ 144.44	\$ 100,622.44	12/15/2020
<b>Total</b>				<b>\$ 100,478.00</b>			

PMA Investments

**MOKENA SCHOOL DISTRICT 159**  
**OUTSTANDING STATE PROGRAM PAYMENTS FY 2017-2018**

STATE FUNDING ONLY

Program	Function	PAYMENT AMOUNT	Date Scheduled	Date Disbursed / Vouchered	Processed By Comptroller	Date Received	PAID AMOUNT	BALANCE DUE to-Date @ 9/30/2017
General State Aid	3001	\$59,128.59	8/10/2017	9/1/2017	9/6/2017	9/8/2017	\$59,128.59	\$0.00
General State Aid	3001	\$59,128.59	8/20/2017	9/1/2017	9/6/2017	9/8/2017	\$59,128.59	\$0.00
General State Aid	3001	\$59,128.59	9/10/2017	9/6/2017	9/8/2017	9/12/2017	\$59,128.59	\$0.00
General State Aid	3001	\$59,128.59	9/20/2017	9/15/2017	9/20/2017	9/22/2017	\$59,128.59	\$0.00
General State Aid	3001	\$59,128.59	10/10/2017	10/4/2017				\$59,128.59
General State Aid	3001	\$59,128.59	10/20/2017					\$59,128.59
General State Aid	3001	\$59,128.59	11/10/2017					\$59,128.59
General State Aid	3001	\$59,128.59	11/20/2017					\$59,128.59
General State Aid	3001	\$59,128.59	12/10/2017					\$59,128.59
General State Aid	3001	\$59,128.59	12/20/2017					\$59,128.59
General State Aid	3001	\$59,128.59	1/10/2018					\$59,128.59
General State Aid	3001	\$59,128.59	1/20/2018					\$59,128.59
General State Aid	3001	\$59,128.59	2/10/2018					\$59,128.59
General State Aid	3001	\$59,128.59	2/20/2018					\$59,128.59
General State Aid	3001	\$59,128.59	3/10/2018					\$59,128.59
General State Aid	3001	\$59,128.59	3/20/2018					\$59,128.59
General State Aid	3001	\$59,128.59	4/10/2018					\$59,128.59
General State Aid	3001	\$59,128.59	4/20/2018					\$59,128.59
General State Aid	3001	\$59,128.59	5/10/2018					\$59,128.59
General State Aid	3001	\$59,128.59	5/20/2018					\$59,128.59
General State Aid	3001	\$59,128.59	6/10/2018					\$59,128.59
General State Aid	3001	\$59,128.59	6/20/2018					\$59,128.59
<b>3001 Total</b>		<b>\$1,300,828.98</b>					<b>\$236,514.36</b>	<b>\$1,064,314.62</b>
General State Aide PY/Special	3001							\$0.00
<b>3001 Total</b>		<b>\$0.00</b>					<b>\$0.00</b>	<b>\$0.00</b>
Spec Ed Private Facility Tuition	3100	\$42,276.66	3/30/2017	3/28/2017	8/10/2017	8/14/2017	\$42,276.66	\$0.00
Spec Ed Private Facility Tuition	3100	\$42,276.66	6/20/2017	6/19/2017				\$42,276.66
<b>3100 Total</b>		<b>\$84,553.32</b>					<b>\$42,276.66</b>	<b>\$42,276.66</b>
Funding for Children Req Sp Ed	3105	\$47,902.03	3/30/2017	3/28/2017	8/10/2017	8/14/2017	\$47,902.03	\$0.00
Funding for Children Req Sp Ed	3105	\$47,902.03	6/20/2017	6/19/2017				\$47,902.03
<b>3105 Total</b>		<b>\$95,804.06</b>					<b>\$47,902.03</b>	<b>\$47,902.03</b>
Special Ed - Personnel	3110	\$96,273.00	3/30/2017	3/28/2017	8/10/2017	8/14/2017	\$96,273.00	\$0.00
Special Ed - Personnel	3110	\$96,273.00	6/20/2017	6/19/2017				\$96,273.00
<b>3110 Total</b>		<b>\$192,546.00</b>					<b>\$96,273.00</b>	<b>\$96,273.00</b>
Special Ed - Orphanage	3120	\$1,868.08	3/31/2017	3/28/2017	8/10/2017	8/14/2017	\$1,868.08	\$0.00
<b>3120 Total</b>		<b>\$1,868.08</b>					<b>\$1,868.08</b>	<b>\$0.00</b>
Special Ed - Summer School	3145	\$1,908.40	12/15/2016	12/13/2016	9/21/2017	9/25/2017	\$1,908.40	\$0.00
<b>3145 Total</b>		<b>\$1,908.40</b>					<b>\$1,908.40</b>	<b>\$0.00</b>
Bilingual Ed	3305	\$6,760.00	3/31/2017	4/25/2017				\$6,760.00

**MOKENA SCHOOL DISTRICT 159**  
**OUTSTANDING STATE PROGRAM PAYMENTS FY 2017-2018**

STATE FUNDING ONLY

Program	Function	PAYMENT AMOUNT	Date Scheduled	Date Disbursed / Vouchered	Processed By Comptroller	Date Received	PAID AMOUNT	BALANCE DUE to-Date @ 9/30/2017
Bilingual Ed	3305	\$1,233.00	8/23/2017	8/28/2017				\$1,233.00
	<b>3305 Total</b>	\$7,993.00					\$0.00	\$7,993.00
State Free Lunch	3360	\$46.15	10/9/2016	11/9/2016	8/16/2017	8/18/2017	\$46.15	\$0.00
State Free Lunch	3360	\$44.05	12/26/2016	12/20/2016	9/8/2017	9/12/2017	\$44.05	\$0.00
State Free Lunch	3360	\$45.77	1/29/2017	1/17/2017	9/8/2017	9/12/2017	\$45.77	\$0.00
State Free Lunch	3360	\$46.10	3/4/2017	2/7/2017	9/8/2017	9/12/2017	\$46.10	\$0.00
State Free Lunch	3360	\$54.67	4/1/2017	3/7/2017	9/8/2017	9/12/2017	\$54.67	\$0.00
State Free Lunch	3360	\$54.60	5/27/2017	4/11/2017	9/8/2017	9/12/2017	\$54.60	\$0.00
State Free Lunch	3360	\$57.47	6/4/2017	5/2/2017	9/8/2017	9/12/2017	\$57.47	\$0.00
State Free Lunch	3360	\$72.62	6/13/2017	6/13/2017	9/8/2017	9/12/2017	\$72.62	\$0.00
State Free Lunch	3360	\$147.11	6/29/2017	8/23/2017	9/13/2017	9/15/2017	\$147.11	\$0.00
State Free Lunch	3360	\$18.17	9/4/2017	9/19/2017				\$18.17
	<b>3360 Total</b>	\$586.71					\$568.54	\$18.17
Transportation - Regular	3500	\$2,710.45	3/30/2017	3/28/2017	8/10/2017	8/14/2017	\$2,710.45	\$0.00
Transportation - Regular	3500	\$2,710.45	6/15/2017	6/19/2017				\$2,710.45
Transportation - Regular	3500	\$3,966.17	9/30/2017	9/26/2017				\$3,966.17
	<b>3500 Total</b>	\$9,387.07					\$2,710.45	\$6,676.62
Transportation - Special Ed	3510	\$77,658.46	3/30/2017	3/28/2017	8/10/2017	8/14/2017	\$77,658.46	\$0.00
Transportation - Special Ed	3510	\$77,658.46	6/15/2017	6/19/2017				\$77,658.46
Transportation - Special Ed	3510	\$63,588.21	9/30/2017	9/26/2017				\$63,588.21
	<b>3510 Total</b>	\$218,905.13					\$77,658.46	\$141,246.67
<b>Total Receivable</b>	<b>Grand Total</b>	\$1,914,380.75					\$507,679.98	\$1,406,700.77

Unpaid Categoricals Receivable from ISBE - By Month

FY17 Funds



# MOKENA PUBLIC SCHOOLS DISTRICT 159

11244 Willowcrest Lane • Mokena, IL 60448-1334 • (708) 342-4900 • www.mokena159.org

---

## Memo

**To:** Finance Committee  
**From:** Dr. Teri Shaw, CSBO  
**Date:** October 16, 2017  
**Re:** Tax Levy

**Equalized Assessed Valuation:** We received preliminary EAV numbers from the Will County Assessor's office. The preliminary numbers are an approximately 4.5% increase in EAV from last year. There is also approximately 5.5 Million in new construction.

**Tax Levy:** With the preliminary EAV number we can begin to build the 2017 tax levy which funds the 2018-19 school year. The 2017 CPI was 2.1% which is the highest CPI has been since 2012. The new equitable and adequate funding law removes the tax cap of 3.5 on the education fund levy. It allows the district to distribute the maximum allowable limiting rate unfettered by caps to specific funds.

### Tax Levy Time Line:

Board of Education approves a tentative levy at November Board meeting

A Public Hearing is required if the requested levy is in excess of 5 percent. The hearing will be held at beginning of December Board meeting

Board of Education approves the formal levy at the December Board meeting

The levy needs to be filed with the Will County Clerk by the last Tuesday in December



# MOKENA PUBLIC SCHOOLS DISTRICT 159

11244 Willowcrest Lane • Mokena, IL 60448-1334 • (708) 342-4900 • www.mokena159.org

---

## Memo

**To:** Finance Committee  
**From:** Dr. Teri Shaw, CSBO  
**Date:** October 16, 2017  
**Re:** Meeting Dates and time

### **Proposed dates for future meetings:**

I would like to suggest meeting the **first** Wednesday of the month, keeping in line with our regular scheduled Board Education meeting scheduled for the third Wednesday of the month. I also would like to suggest meeting at 6:00pm in the District Boardroom located at Mokena Elementary School.

If we are agreement, the next meeting would be Wednesday November 1, 2017 at 6:00pm.

**Future topics to include:** Operations & Maintenance, Transportation, Capital Improvements plans and Bonding Capacity, Special Education and Food Service.