

PUTNAM COUNTY CUSD #535
BOARD OF EDUCATION MEETING AGENDA
PUTNAM COUNTY PRIMARY SCHOOL - MEDIA CENTER
October 21, 2019
6:30 PM

“WHERE ALL STUDENTS WILL LEARN AND SUCCEED AND ALL MEANS **ALL**”

DISTRICT GOALS:

Demonstrate increased academic achievement for all students.
Improve communications among all stakeholders in the Putnam County School District and communities.
Maintain strong fiscal responsibility in the Putnam County School District.

I. CALL TO ORDER	
II. PLEDGE OF ALLEGIANCE	
III. ROLL CALL	
IV. ADJUSTMENTS TO THE AGENDA	
V. AUDIENCE PARTICIPATION/HEARING OF DELEGATIONS	
A. Student liaisons	
VI. CORRESPONDENCE	
VII. CONSENT AGENDA	
A. Approve September 16, 2019 Budget Hearing Minutes, Regular and Executive Session Minutes.	3
B. Approve District Bills	7
C. Approve Financial Reports	25
D. Approve Treasurer's Report	89
VIII. REPORTS, UPDATES AND INFORMATIONAL ITEMS	
A. Principals' Reports	90
B. Superintendent's Report	
1. State Funding	121
2. Investment Update (None)	
3. Transportation Update (None)	
C. Committee Reports	
IX. OLD BUSINESS	
X. NEW BUSINESS	
A. FOIA requests (none)	
B. Administrator and Teacher's Salary and Benefits Report (action)	122

C. Pen Serve	126
XI. EXECUTIVE SESSION FOR THE APPOINTMENT, EMPLOYMENT, COMPENSATION, DISCIPLINE, PERFORMANCE, OR DISMISSAL OF SPECIFIC EMPLOYEES OF THE DISTRICT, AND DISTRICT SCHOOL SAFETY UPDATES AND CONCERNS.	127
A. Hires	128
B. School Safety - School Resource Officer	
XII. ACTION ITEMS FOLLOWING EXECUTIVE SESSION	
A. Hires (action)	
XIII. ADJOURNMENT	

Putnam County Community Unit School District #535
400 E Silverspoon Ave
Granville, Illinois 61326

Board of Education
Budget Hearing
6:15 p.m., September 16, 2019

Board President Mr. Gibson called the meeting to order at 6:15 p.m.

The following members were present to answer roll call: Mrs. Baker, aye; Mr. Borri, aye; Mrs. Chiado, aye; Mr. Copeland, aye; Mr. Copeland, aye; Mr. Gibson, aye; and Mrs. Shore, aye. Mr. Mallery was absent. ROLL CALL

Superintendent Carlson presented the FY 20 Budget and presented the board with a budget comparison from the past two years. There were no questions from the board members. BUDGET

There were no questions or comments from the public.

At 6:23 p.m. Mrs. Baker moved and Mr. Copeland seconded the motion to adjourn. All ayes, motion carried. ADJOURN

Respectfully submitted.
Megan Goetz, Board Secretary

APPROVED _____
BOARD PRESIDENT DATE _____

BOARD SECRETARY DATE _____

Putnam County Community Unit School District #535
400 E Silverspoon Ave
Granville, Illinois 61326

Board of Education
Regular Meeting
6:30 p.m., September 16, 2019
Media Center Putnam County Primary School

President Mr. Gibson called the meeting to order at 6:30 p.m. CALL TO ORDER

The meeting continued with the Pledge of Allegiance. PLEDGE OF ALLEGIANCE

The following members were present to answer roll call: Mrs. Baker, aye; Mr. Borri, aye; Mrs. Chiado, aye; Mr. Copeland, aye; Mr. Gibson, aye; and Mrs. Shore, aye. Mr. Mallery was absent. ROLL CALL

Audience Participation – Student Liaisons were accidentally moved further down the agenda and should have been under Audience participation ADJUSTMENTS TO THE AGENDA

There was no audience participation or hearing of delegations. The student liaisons were not able to attend the meeting. AUDIENCE PARTICIPATION/ HEARING OF DELEGATIONS

There was no correspondence to present to the board. CORRESPONDENCE

Mrs. Shore moved and Mrs. Chiado seconded the motion to approve the consent agenda: regular and executive session minutes of August 2019; bills for September 2019; financial reports for August 2019; Treasurer’s Report for August 2019. On roll call the members voted as follows: Mrs. Shore, aye; Mrs. Chiado, aye; Mr. Copeland, aye; Mr. Gibson, aye; Mrs. Baker, aye; and Mr. Borri, aye. Motion carried. CONSENT AGENDA

The principals’ reports are on BoardBook. There were no additions or questions regarding the reports. PRINCIPALS’ REPORTS

State funding update: Mr. Carlson gave an update on what funds are still owed to the district from fiscal year 2019 and from this year, fiscal year 2020. Still owed from 2019 is Driver’s Education, \$3,228.86; Illinois Free Lunch, \$495.26 Owed for fiscal year 2020 the district is owed \$21,900.00 for Early Childhood. SUPERINTENDENT REPORT

Investment update: Mr. Wujek, District Treasurer has recommended moving \$400,00.00 from working cash to a CD at First State Bank for 36 months at a rate of 2.10%. This has been done.

Transportation update: There is only one minor update. The bus broke down Friday on the way to the Safe School. Johannes sent a bus to transport the students.

Parent Advisory Committee: No update.

School Safety Committee: Needs to schedule a meeting.

Mr. Copeland moved and Mr. Borri seconded the motion to approve the 2019-2020 budget. On roll call the members voted as follows: Mr. Copeland, aye; Mr. Borri, aye; Mrs. Chiado, aye; Mr. Gibson, aye; Mrs. Shore, aye; and Mrs. Baker, aye. Motion carried. OLD BUSINESS

FOIA requests: There were no FOIA requests.

NEW BUSINESS

Workload Plan for Special Education: Mrs. Shore moved and Mr. Borri seconded a motion to approve the Workload Plan for Special Education. All ayes, motion carried.

Mr. Copeland moved and Mr. Borri seconded a motion to approve the District Threat Assessment Plan. All ayes, motion carried.

Mrs. Baker moved and Mrs. Shore seconded a motion to approve the District's Prevention to Bullying Plan. All ayes, motion carried.

At 6:47 p.m. Mr. Copeland moved and Mr. Borri seconded the motion to adjourn to executive session for the appointment, employment, compensation, discipline, performance, or dismissal of specific employees of the district and safety concerns and updates in the district. All ayes, motion carried.

EXECUTIVE SESSION

At 7:26 p.m. Mrs. Baker moved and Mr. Copeland seconded the motion to return to open session. All ayes; motion carried.

Mr. Borri moved and Mr. Copeland seconded the motion to accept, with regret, the resignations of Jennifer Ibarra, JH Scholastic Bowl Coach. All ayes, motion carried.

PERSONNEL

Mrs. Baker moved and Mrs. Chiado seconded the motion to approve the Superintendent Goals for 2019-2020 year. All ayes, motion carried.

At 7:28 p.m. Mr. Copeland moved and Mrs. Baker seconded the motion to adjourn. All ayes, motion carried.

ADJOURN

Respectfully submitted,

Megan Goetz, Board Secretary

APPROVED _____	_____
BOARD PRESIDENT	DATE
_____	_____
BOARD SECRETARY	DATE

Putnam County Community Unit School District No. 535
Granville, Illinois 61326
EXECUTIVE SESSION MINUTES
September 16, 2019

CALL TO
ORDER

President Mr. Gibson called the meeting to order at 6:30 p.m.

ROLL CALL

The following members were present to answer roll call: Mrs. Baker, aye; Mr. Borri, aye; Mrs. Chiado, aye, Mr. Copeland, aye; Mr. Gibson, aye; and Mrs. Shore, aye. Mr. Mallery was absent.

EXECUTIVE
SESSION

At 6:47 p.m. Mr. Copeland moved and Mr. Borri seconded the motion to adjourn to executive session for the appointment, employment, compensation, discipline, performance, or dismissal of specific employees of the district and school safety updates and concerns in the district. The members voted as follows: all ayes; motion carried.

ITEMS
DISCUSSED

I. Resignations

A. Jennifer Ibarra – JH Scholastic Bowl Coach

II. Superintendent Goals – The goals were reviewed and updated for the 2019-2020 year. It has been recommended that the superintendent goal process be started in July. Since goals are reviewed and updated in March, July would be a good month to establish the new goals for the following year.

RETURN TO
OPEN SESSION

At 7:25 p.m. Mrs. Baker moved and Mrs. Shore seconded the motion to return to open session. The members voted as follows: all ayes; motion carried.

Respectfully submitted,

Megan Goetz, Board secretary

BOARD PRESIDENT: _____

DATE: _____

BOARD SECRETARY: _____

DATE: _____

Bills Payable List

Printed: 10/18/2019 8:54 AM

PUTNAM COUNTY CUSD #535

Expense on Date: 10/1/2019 to 10/31/2019

Vendor Name	P.O. Number	Description	Override	Batch #	Amount	State Account Number
AAA TREE SERVICE						
		HS -GROUNDS REP/MAI TREE		1021	3,100.00	20-2543-323-2
					\$3,100.00	
AFLAC						
		AFLAC-AFTER		96	11.71	10-481
		AFLAC-PRE TAX		96	44.33	10-481
		AFLAC-PRE TAX		96	10.79	20-481
		AFLAC-PRE TAX		96	44.33	10-481
		AFLAC-AFTER		96	11.71	10-481
		AFLAC-PRE TAX		96	10.79	20-481
					\$133.66	
AMAZON/SYNCB						
		LEASE FD TECH SUPPLY		1021	294.96	10-1112-410-1
		PRIMARY-SUPPLIES		1021	17.99	10-1111-410-5
		MEDICAID		1021	399.75	10-1220-411-11-499100
		PRIMARY-SUPPLIES		1021	142.85	10-1111-410-5
		MEDICAID		1021	105.98	10-1220-411-11-499100
		CROSS CAT SUPPLY		1021	63.97	10-1220-410-1
		CROSS CAT SUPPLY		1021	90.48	10-1220-410-1
		MEDICAID		1021	58.92	10-1220-411-11-499100
		MEDICAID		1021	147.90	10-1220-411-11-499100
		MUSIC SUPPLY-PRIM		1021	220.16	10-1115-410-5
		CROSS CAT SUPPLY		1021	68.46	10-1220-410-1
		MEDICAID		1021	72.98	10-1220-411-11-499100
		CROSS CAT SUPPLY		1021	14.88	10-1220-410-1
		PFA COMM SUPP		1021	13.99	10-1125-412-1
		CROSS CAT SUPPLY		1021	140.93	10-1220-410-1
		PRIMARY OFFICE - SUPPLIES		1021	13.99	10-2410-410-5
					\$1,868.19	
AMEREN ILLINOIS						
		JR HI-ELECTRICAL SERVICE		1021	97.40	20-2542-466-3
		H S- ELECTRIC SERVICE		1021	80.56	20-2542-466-2
		PRIMARY-ELECTRIC SERVIC		1021	4,468.61	20-2542-466-5
		ELEMENTARY-ELECTRIC SERVI		1021	1,646.23	20-2542-466-4
		JR HI-ELECTRICAL SERVICE		1021	2,878.53	20-2542-466-3
		H S- ELECTRIC SERVICE		1021	2,022.97	20-2542-466-2
		PRIMARY NATURAL GAS		1021	262.69	20-2542-465-5
		JR HI-NATURAL GAS		1021	114.64	20-2542-465-3
		H S-NATURAL GAS SERVICE		1021	379.58	20-2542-465-2
		ELEMENTARY-NATURAL GAS		1021	91.52	20-2542-465-4
		JR HI-ELECTRICAL SERVICE		1021	29.35	20-2542-466-3
					\$12,072.08	
AMERICAN CENTRAL INSURANCE S						
		HEALTH CARE EXP FLEX PLAN		96	1,032.34	10-481
		DEP DAYCARE EXP FLEX PLAN		96	416.67	10-481
		DEP DAYCARE EXP FLEX PLAN		96	416.67	10-481
		HEALTH CARE EXP FLEX PLAN		96	1,199.01	10-481
		BOARD DUES/FEES		1021	75.00	10-2310-640-6

Bills Payable List

Printed: 10/18/2019 8:54 AM
 PUTNAM COUNTY CUSD #535
 Expense on Date: 10/1/2019 to 10/31/2019

Vendor Name	P.O. Number	Description	Override	Batch #	Amount	State Account Number
					<u>\$3,139.69</u>	
ARAMARK						
		ALL SCHOOL SERVICES		1021	133.81	20-2542-321-1
		ALL SCHOOL SERVICES		1021	178.67	20-2542-321-1
		ALL SCHOOL SERVICES		1021	76.82	20-2542-321-1
		ALL SCHOOL SERVICES		1021	55.88	20-2542-321-1
		ALL SCHOOL SERVICES		1021	55.88	20-2542-321-1
		ALL SCHOOL SERVICES		1021	76.82	20-2542-321-1
		ALL SCHOOL SERVICES		1021	178.67	20-2542-321-1
		ALL SCHOOL SERVICES		1021	133.81	20-2542-321-1
					<u>\$890.36</u>	
BABY FOLD, THE						
		LIGHTEDWAY/PEORIA SEPTEMBER		1021	6,882.40	10-1912-670-1
		LIGHTEDWAY/PEORIA AUGUST		1021	3,785.32	10-1912-670-1
					<u>\$10,667.72</u>	
BLITT AND GAINES, P.C.						
		COURT ORDER D		97	259.88	10-481
					<u>\$259.88</u>	
BOUND TO STAY BOUND						
34302		JH MEDIA BOOKS		1021	141.75	10-2220-411-3
					<u>\$141.75</u>	
BROWNS PIANO SERVICE						
		MUSIC REPAIRS		1021	180.00	10-1115-323-1
					<u>\$180.00</u>	
CARLSON, CARL						
		SUPT OFFICE-TRAVEL		1021	647.28	10-2320-332-1
					<u>\$647.28</u>	
CENTERPOINT ENERGY SERVICES I						
		H S-NATURAL GAS SERVICE		1021	31.99	20-2542-465-2
		PRIMARY NATURAL GAS		1021	244.50	20-2542-465-5
		ELEMENTARY-NATURAL GAS		1021	13.71	20-2542-465-4
		JR HI-NATURAL GAS		1021	43.42	20-2542-465-3
					<u>\$333.62</u>	
CES						
		PRIMARY REPAIR/MAI ROOFTOP		1021	508.14	20-2542-323-5
		INSPECTIONS EXPIRES 2020		1021	750.00	80-2367-319-7
					<u>\$1,258.14</u>	
CHAPMAN'S MECHANICAL						
		JR HI BLDG. REP/ MAINT COOLER		1021	137.50	20-2542-323-3
		PRIMARY REPAIR/MAI FREEZER		1021	296.50	20-2542-323-5
		PRIMARY REPAIR/MAI BREAKER		1021	137.50	20-2542-323-5
		H S-BUILDING REPAIRS/MAI COOLING		1021	130.00	20-2542-323-2
		ELEMENTARY-BLDG REPAIR		1021	3,158.00	20-2542-323-4
		H S-BUILDING REPAIRS/MAI HVAC		1021	247.50	20-2542-323-2
		HIGH SCHOOL-BLDG SUPPLIE FUSES		1021	382.00	20-2542-410-2
					<u>\$4,489.00</u>	

Bills Payable List

Printed: 10/18/2019 8:54 AM
 PUTNAM COUNTY CUSD #535
 Expense on Date: 10/1/2019 to 10/31/2019

Vendor Name	P.O. Number	Description	Override	Batch #	Amount	State Account Number
CIONI FORD, AL						
		ACTIVITY BUS R/M		1021	94.50	40-2550-323-1
		TRUCK REPAIR/MAINT PLOW BRACKET		1021	287.00	20-2542-320-3
					<u>\$381.50</u>	
CLOSEOUT BATS						
	34244	JR HI-ATHLETIC SUPPLIES		1021	192.90	10-1501-410-3
					<u>\$192.90</u>	
CPI						
		IDEA BLOCK GRANT TRAVEL		1021	199.50	10-1110-332-38-462000
					<u>\$199.50</u>	
CROSS, RONDA						
		MEDICAID		1021	38.00	10-1220-411-11-499100
					<u>\$38.00</u>	
CULLIGAN TRI CO SALES						
		ALL SCHOOL SERVICES		1021	202.00	20-2542-321-1
		ALL SCHOOL SERVICES		1021	110.00	20-2542-321-1
					<u>\$312.00</u>	
CURRY, JOSHUA						
		H S TRAVEL		1021	104.40	10-1113-332-2
		JR HI-TRAVEL		1021	104.40	10-1112-332-3
					<u>\$208.80</u>	
DE LAGE LANDEN PUBLIC FINANCE						
		HEN R/M/COPIERS		1021	563.61	10-1110-323-4
		SUP COPY MACHINE		1021	563.61	10-2320-323-1
		PRIMARY R/M /COPIER		1021	563.61	10-1111-323-5
		HS R/M / COPIER		1021	563.61	10-1113-323-2
		JH R/M/COPIER		1021	563.61	10-1112-323-3
					<u>\$2,818.05</u>	
DEAN, RONALD						
		SPEECH IMP-TRAVEL		1021	46.40	10-1210-332-1
					<u>\$46.40</u>	
DEMCO INC.						
	27843	HS MEDIA SUPPLIES		1021	60.96	10-2220-410-2
					<u>\$60.96</u>	
EDUCATION WEEK						
		SUPT OFFICE-DUES/ FEES		1021	40.00	10-2320-640-1
					<u>\$40.00</u>	
EPES SOFTWARE						
		HS OFFICE - SUPPLIES		1021	129.00	10-2410-410-2
					<u>\$129.00</u>	
ERICKSON, KRISTIN						
		MEDICAID		1021	28.50	10-1220-411-11-499100
					<u>\$28.50</u>	
ESPINOZA, MARIO						
		PSYCH-TRAVEL		1021	16.24	10-2140-332-1
		PSYCH-PROF SVCS		1021	25.00	10-2140-310-1

Bills Payable List

Printed: 10/18/2019 8:54 AM
 PUTNAM COUNTY CUSD #535
 Expense on Date: 10/1/2019 to 10/31/2019

Vendor Name	P.O. Number	Description	Override	Batch #	Amount	State Account Number
					<u>\$41.24</u>	
FICEK ELECTRIC & COMM						
		ELEMENTARY-BLDG REPAIR CONF ROOM		1021	255.00	20-2542-323-4
		H S-BUILDING REPAIRS/MAI INTERCOM		1021	662.45	20-2542-323-2
		PRIMARY REPAIR/MAI IP ADDRESS CHANGE		1021	255.00	20-2542-323-5
		ELEMENTARY-BLDG REPAIR AVAYA B169		1021	1,027.71	20-2542-323-4
					<u>\$2,200.16</u>	
FRONTIER						
		PRIMARY-TELEPHONE SERV		1021	86.12	20-2542-340-5
		H S - TELEPHONE SERVICE		1021	215.19	20-2542-340-2
		ELEM-TELEPHONE		1021	150.22	20-2542-340-4
					<u>\$451.53</u>	
GOETZ, MEGAN						
		PSYCH-TRAVEL		1021	26.04	10-2140-332-1
					<u>\$26.04</u>	
GRAPHIC ELECTRONICS						
		H S ATHLETIC-AWARDS		1021	304.50	10-1501-487-2
					<u>\$304.50</u>	
GUARDIAN						
		DENTAL CERT S		96	200.53	10-481
		DENTAL BP CRT S		96	372.95	10-481
		DENTAL CRT F		96	293.60	10-481
		DENTAL BP CRT F		96	545.60	10-481
		LIFE ADM BP		96	21.25	10-481
		DENTAL CERT S+		96	64.32	10-481
		DENT BP CRT S+		96	148.86	10-481
		DENT ADM BP F		96	157.35	10-481
		DENT ADM BP S		96	15.93	10-481
		DENT ADMIN E+S		96	30.64	10-481
		DENT NC FAMILY		96	60.44	10-481
		DENT NC BP FAM		96	44.46	10-481
		DENT NC S+ 1		96	62.00	10-481
		DENT NC S+ 1		96	21.44	20-481
		DENT BP NC S+ 1		96	51.22	10-481
		DENT BP NC S+ 1		96	39.84	20-481
		DENT NC SINGLE		96	66.27	10-481
		DENT NC SINGLE		96	28.42	20-481
		DENT NC BP S		96	123.25	10-481
		DENT NC BP S		96	52.87	20-481
		LIFE CERT		96	96.00	10-481
		LIFE CERT BP		96	176.64	10-481
		LIFE NC		96	20.15	10-481
		LIFE NC		96	4.00	20-481
		LIFE NC BP		96	37.13	10-481
		LIFE NC BP		96	7.38	20-481
		VISION EMP		96	195.08	10-481
		VISION EMP		96	13.18	20-481

Bills Payable List

Printed: 10/18/2019 8:54 AM
 PUTNAM COUNTY CUSD #535
 Expense on Date: 10/1/2019 to 10/31/2019

Vendor Name	P.O. Number	Description	Override	Batch #	Amount	State Account Number
		VISION E+S		96	76.59	10-481
		VISION E+C		96	37.44	10-481
		VISION E+C		96	9.36	20-481
		VISION FAMILY		96	176.93	10-481
		LIFE VOL		96	64.75	10-481
		VISION FAMILY		96	204.15	10-481
		DENTAL CRT F		96	348.71	10-481
		LIFE CERT		96	110.97	10-481
		LIFE CERT BP		96	204.25	10-481
		DENTAL BP CRT F		96	647.87	10-481
		DENTAL BP CRT S		96	414.35	10-481
		LIFE ADM BP		96	21.25	10-481
		VISION E+S		96	76.59	10-481
		LIFE NC		96	20.15	10-481
		LIFE NC BP		96	37.13	10-481
		DENTAL CERT S+		96	64.32	10-481
		DENT BP CRT S+		96	148.86	10-481
		LIFE VOL		96	152.89	10-481
		DENT NC SINGLE		96	66.84	10-481
		DENT NC BP S		96	124.32	10-481
		DENT NC S+ 1		96	21.44	20-481
		VISION E+C		96	9.36	20-481
		DENT BP NC S+ 1		96	39.84	20-481
		DENT ADM BP F		96	157.35	10-481
		DENT ADM BP S		96	15.93	10-481
		VISION E+C		96	46.80	10-481
		DENT NC S+ 1		96	62.00	10-481
		DENT BP NC S+ 1		96	51.22	10-481
		DENT NC FAMILY		96	60.44	10-481
		DENT NC BP FAM		96	44.46	10-481
		VISION EMP		96	12.75	20-481
		DENT ADMIN E+S		96	30.64	10-481
		DENT NC SINGLE		96	27.85	20-481
		LIFE NC		96	4.00	20-481
		DENT NC BP S		96	51.80	20-481
		LIFE NC BP		96	7.38	20-481
		VISION EMP		96	208.29	10-481
		DENTAL CERT S		96	222.85	10-481
					<u>\$7,032.92</u>	
GUISTI ELECTRIC LLC		ELEMENTARY-BLDG REPAIR SCOREBOARD		1021	268.00	20-2542-323-4
					<u>\$268.00</u>	
HALL, JOSIE		HENN ELEM-TRAVEL		1021	53.36	10-1110-332-4
					<u>\$53.36</u>	
HEALTH CARE SERVICE CORPORAT		HLTH CRT S		96	2,662.38	10-481
		HLTH BP CRT S		96	11,142.60	10-481

Bills Payable List

Printed: 10/18/2019 8:54 AM
 PUTNAM COUNTY CUSD #535
 Expense on Date: 10/1/2019 to 10/31/2019

Vendor Name	P.O. Number	Description	Override	Batch #	Amount	State Account Number
		HLTH CRT F		96	3,328.32	10-481
		HLTH BP CRT F		96	2,841.78	10-481
		HLTH CRT E + S		96	715.74	10-481
		HLTH BP CRTE+S		96	780.60	10-481
		HLTH NC E+S		96	357.87	10-481
		HLTH NC E+S		96	357.87	20-481
		HLTH BP NC E+S		96	390.30	10-481
		HLTH BP NC E+S		96	390.30	20-481
		HLTH BP ADM S		96	657.38	10-481
		HLTH NC F		96	554.72	10-481
		HLTH BP NC F		96	473.63	10-481
		HLTH NC S		96	1,197.81	10-481
		HLTH NC S		96	323.55	20-481
		HLTH BP NC S		96	5,013.07	10-481
		HLTH BP NC S		96	1,354.13	20-481
		HLTH BP EMP+C		96	348.63	20-481
		HLTH E + C		96	2,862.75	10-481
		HLTH BP E + C		96	3,834.93	10-481
		HLTH E + C		96	260.25	20-481
		HLTH ADM BP F		96	4,113.40	10-481
		HLTH CRT S		96	3,042.84	10-481
		HLTH BP CRT S		96	12,734.34	10-481
		HLTH E + C		96	3,123.01	10-481
		HLTH BP E + C		96	4,183.55	10-481
		HLTH NC S		96	1,204.41	10-481
		HLTH BP NC S		96	5,040.70	10-481
		HLTH E + C		96	260.25	20-481
		HLTH BP EMP+C		96	348.63	20-481
		HLTH ADM BP F		96	4,113.40	10-481
		HLTH BP ADM S		96	657.38	10-481
		HLTH CRT F		96	3,883.04	10-481
		HLTH BP CRT F		96	3,315.41	10-481
		HLTH NC E+S		96	357.87	10-481
		HLTH BP NC E+S		96	390.30	10-481
		HLTH NC F		96	554.72	10-481
		HLTH BP NC F		96	473.63	10-481
		HLTH CRT E + S		96	715.74	10-481
		HLTH BP CRTE+S		96	780.60	10-481
		HLTH NC E+S		96	715.75	20-481
		HLTH BP NC E+S		96	780.60	20-481
		HLTH NC S		96	316.95	20-481
		HLTH BP NC S		96	1,326.50	20-481
					<u>\$92,281.63</u>	
HEALY, BENDER & ASSOCIATES, IN						
		BUILDING-PROF SERV MASTER PLANNING		1021	4,490.00	20-2542-320-1
		BUILDING-PROF SERV ARCH SVS		1021	1,752.50	20-2542-320-1
		L/S PURCH SERV ;LIFE SAFETY		1021	1,030.05	90-2548-320-1
					<u>\$7,272.55</u>	

Bills Payable List

Printed: 10/18/2019 8:54 AM
 PUTNAM COUNTY CUSD #535
 Expense on Date: 10/1/2019 to 10/31/2019

Vendor Name	P.O. Number	Description	Override	Batch #	Amount	State Account Number
HEARTLAND BANK AND TRUST COI						
		BOND PRINCIPAL BOND PRINCIPAL		1021	105,000.00	30-5320-610-1
		BOND INTEREST INTEREST		1021	5,225.00	30-5200-610-1
		BOND FEES/CHARGES REGISTRAR CHARGI		1021	500.00	30-5400-640-1
					<u>\$110,725.00</u>	
HEGGEN, JOHN						
		YELLOW BUS SUPPLY GAS		1021	26.59	40-2550-411-1
					<u>\$26.59</u>	
HELLO LITERACY, INC						
		PRIMARY-TRAVEL SMITH/BELL		1021	700.00	10-1111-332-5
					<u>\$700.00</u>	
HENNEPIN BLDG IMPREST						
		JH ATHL OFFICIALS		1021	165.00	10-1501-319-3
		EPIC TRAVEL ANDERSON		1021	165.00	10-2210-332-1
					<u>\$330.00</u>	
HENNEPIN FOOD MART						
		ELEMENTARY-BLDG SUPPLIES		1021	11.47	20-2542-410-4
		HENN-CAFE FOOD		1021	29.09	10-2560-410-4-421000
		HENN-CAFE FOOD		1021	22.83	10-2560-410-4-421000
		HENN-CAFE FOOD		1021	23.66	10-2560-410-4-421000
		ED FOUNDATIONS SUPPLIES		1021	68.52	10-2310-411-6
		MEDICAID HS		1021	15.21	10-1220-411-11-499100
					<u>\$170.78</u>	
HENNEPIN WATER DISTRICT						
		ELEM-WATER		1021	356.33	20-2542-322-4
		ELEM-WATER		1021	141.70	20-2542-322-4
					<u>\$498.03</u>	
HIGH SCHOOL IMPREST						
		HS ATHL OFFICIALS		1021	720.00	10-1501-319-2
		HS ATH DUES/FEES		1021	1,430.00	10-1501-640-2
		H S TRAVEL		1021	30.00	10-1113-332-2
					<u>\$2,180.00</u>	
HILLMANN PEDIATRIC THERAPY						
		PHYS IMP-CONTRACT SERVIC AUGUST		1021	6,672.93	10-1204-319-1
		PHYS IMP-CONTRACT SERVIC SEPTEMBER		1021	9,306.77	10-1204-319-1
					<u>\$15,979.70</u>	
HINCKLEY SPRING WATER CO						
		BOARD SUPPLIES		1021	67.20	10-2310-410-6
					<u>\$67.20</u>	
HOGBACK PRESS						
		HENN ELEM-TEXT		1021	92.75	10-1110-420-4
					<u>\$92.75</u>	
HOME DEPOT PRO THE						
		PRIMARY BLDG SUPPLY		1021	62.40	20-2542-410-5
		HIGH SCHOOL-BLDG SUPPLIE		1021	15.95	20-2542-410-2
		JR HI-BUILDING SUPPLIES		1021	15.95	20-2542-410-3

Bills Payable List

Printed: 10/18/2019 8:54 AM
 PUTNAM COUNTY CUSD #535
 Expense on Date: 10/1/2019 to 10/31/2019

Vendor Name	P.O. Number	Description	Override	Batch #	Amount	State Account Number
		ELEMENTARY-BLDG SUPPLIES		1021	15.94	20-2542-410-4
		PRIMARY BLDG SUPPLY		1021	15.94	20-2542-410-5
		HIGH SCHOOL-BLDG SUPPLIE		1021	39.42	20-2542-410-2
		JR HI-BUILDING SUPPLIES		1021	39.42	20-2542-410-3
		ELEMENTARY-BLDG SUPPLIES		1021	39.42	20-2542-410-4
		PRIMARY BLDG SUPPLY		1021	39.42	20-2542-410-5
		HIGH SCHOOL-BLDG SUPPLIE		1021	21.23	20-2542-410-2
		JR HI-BUILDING SUPPLIES		1021	21.23	20-2542-410-3
		ELEMENTARY-BLDG SUPPLIES		1021	21.23	20-2542-410-4
		PRIMARY BLDG SUPPLY		1021	21.23	20-2542-410-5
		ELEMENTARY-BLDG SUPPLIES		1021	30.00	20-2542-410-4
		HIGH SCHOOL-BLDG SUPPLIE		1021	87.30	20-2542-410-2
		JR HI-BUILDING SUPPLIES		1021	87.30	20-2542-410-3
		ELEMENTARY-BLDG SUPPLIES		1021	87.30	20-2542-410-4
		PRIMARY BLDG SUPPLY		1021	87.30	20-2542-410-5
		PRIMARY BLDG SUPPLY PARTS		1021	237.20	20-2542-410-5
		PRIMARY BLDG SUPPLY		1021	15.60	20-2542-410-5
		PRIMARY BLDG SUPPLY		1021	29.00	20-2542-410-5
		PRIMARY BLDG SUPPLY		1021	28.27	20-2542-410-5
		PRIMARY BLDG SUPPLY		1021	85.56	20-2542-410-5
		HIGH SCHOOL-BLDG SUPPLIE		1021	52.10	20-2542-410-2
		JR HI-BUILDING SUPPLIES		1021	52.10	20-2542-410-3
		ELEMENTARY-BLDG SUPPLIES		1021	52.09	20-2542-410-4
		PRIMARY BLDG SUPPLY		1021	52.09	20-2542-410-5
		HIGH SCHOOL-BLDG SUPPLIE		1021	50.12	20-2542-410-2
		JR HI-BUILDING SUPPLIES		1021	50.12	20-2542-410-3
		ELEMENTARY-BLDG SUPPLIES		1021	50.12	20-2542-410-4
		PRIMARY BLDG SUPPLY		1021	50.12	20-2542-410-5
		PRIMARY BLDG SUPPLY		1021	26.78	20-2542-410-5
		HIGH SCHOOL-BLDG SUPPLIE		1021	6.50	20-2542-410-2
		PRIMARY BLDG SUPPLY		1021	25.90	20-2542-410-5
		PRIMARY BLDG SUPPLY		1021	280.00	20-2542-410-5
		PRIMARY BLDG SUPPLY		1021	297.15	20-2542-410-5
		JR HI-BUILDING SUPPLIES		1021	27.58	20-2542-410-3
					<u>\$2,216.38</u>	
HOUGHTON MIFFLIN HARCOURT PL						
		CROSS CAT SUPPLY		1021	73.00	10-1220-410-1
					<u>\$73.00</u>	
IL STATE POLICE						
		BOARD DUES/FEES		1021	184.50	10-2310-640-6
					<u>\$184.50</u>	
IL VALLEY CELLULAR						
		ALL SCHOOL SERVICES		1021	238.41	20-2542-321-1
		ALL SCHOOL SERVICES		1021	238.41	20-2542-321-1
					<u>\$476.82</u>	
IL VALLEY COMMUNITY HOSPITAL						
		NURSE-TRAVEL		1021	50.00	10-2134-332-1
		ATHLETIC WRKRS-HS ATHLETIC TRNG SER\		1021	2,000.00	10-1501-320-2

Bills Payable List

Printed: 10/18/2019 8:54 AM
 PUTNAM COUNTY CUSD #535
 Expense on Date: 10/1/2019 to 10/31/2019

Vendor Name	P.O. Number	Description	Override	Batch #	Amount	State Account Number
					<u>\$2,050.00</u>	
ILLINOIS VALLEY COMMUNITY COLI		EPIC TRAVEL		1021	499.00	10-2210-332-1
					<u>\$499.00</u>	
IMPACT NETWORKING, LLC		HENN OFFICE - SUPPLIES		1021	131.97	10-2410-410-4
					<u>\$131.97</u>	
IX CONTROLS		PRIMARY REPAIR/MAI RTU CONTROLLER		1021	1,805.00	20-2542-323-5
					<u>\$1,805.00</u>	
JALARAM TRADING COMPANY		PRIMARY CAFE FOOD /190915731162		1021	58.91	10-2560-410-5-421000
		MEDICAID JH LIFESKILLS		1021	95.32	10-1220-411-11-499100
		PRIMARY CAFE FOOD		1021	28.95	10-2560-410-5-421000
		BOARD SUPPLIES		1021	14.76	10-2310-410-6
		PRIMARY CAFE FOOD		1021	18.00	10-2560-410-5-421000
					<u>\$215.94</u>	
JOHANNES BUS SERVICE INC.		CONTRACT SERVICE-SP ED R JUNE/JULY		1021	7,980.32	40-2550-326-1
		CONTRACT SERVICE-SP ED R AUGUST		1021	13,980.59	40-2550-326-1
		CONTRACT ECE ROUTES		1021	3,251.50	40-2550-331-1
		CONTRACT-EX CURRIC		1021	1,478.06	40-2550-328-1
		CONTRACT SERVICE-AV		1021	1,224.24	40-2550-327-1
		CONTRACT REG		1021	31,621.56	40-2550-325-1
		CONTRACT SERVICE-SP ED R SEPTEMBER		1021	26,010.40	40-2550-326-1
		CONTRACT ECE ROUTES		1021	6,503.00	40-2550-331-1
		CONTRACT-EX CURRIC		1021	4,172.32	40-2550-328-1
		CONTRACT SERVICE-AV		1021	2,040.40	40-2550-327-1
		CONTRACT REG		1021	53,339.14	40-2550-325-1
					<u>\$151,601.53</u>	
JOHN DEERE FINANCIAL		HIGH SCHOOL-BLDG SUPPLIE		1021	54.89	20-2542-410-2
					<u>\$54.89</u>	
JOHNS SERVICE AND SALES, INC.		ELEMENTARY-BLDG REPAIR		1021	164.00	20-2542-323-4
					<u>\$164.00</u>	
JOHNSON, JESSICA		HS-SUPPLIES		1021	15.75	10-1113-410-2
					<u>\$15.75</u>	
JUDD, KYLIE		SW-SUPPLIES		1021	47.40	10-2110-410-1
		SW-TRAVEL		1021	62.64	10-2110-332-1
					<u>\$110.04</u>	
JUNIOR HIGH IMPREST		EPIC TRAVEL IAHPERD		1021	115.00	10-2210-332-1
		JH ATHL OFFICIALS		1021	975.00	10-1501-319-3

Bills Payable List

Printed: 10/18/2019 8:54 AM
 PUTNAM COUNTY CUSD #535
 Expense on Date: 10/1/2019 to 10/31/2019

Vendor Name	P.O. Number	Description	Override	Batch #	Amount	State Account Number
		BOARD SUPPLIES		1021	55.00	10-2310-410-6
		JH ATHL DUES/FEES		1021	75.00	10-1501-640-3
		JR HI-DUES/FEES SCIENCE FAIR		1021	75.00	10-1112-640-3
					<u>\$1,295.00</u>	
KELLY SAUDER RUPIPE						
		H S- GROUND REPAIR/MAIN PLOW TRACTO		1021	1,210.53	20-2543-323-2
		JR HI-GROUND REP/MAIN PLOW TRACTOR		1021	1,210.53	20-2543-323-3
		HIGH SCHOOL-BLDG SUPPLIE		1021	180.27	20-2542-410-2
		PRIMARY BLDG SUPPLY		1021	180.27	20-2542-410-5
		HIGH SCHOOL-BLDG SUPPLIE		1021	74.43	20-2542-410-2
		HIGH SCHOOL-BLDG SUPPLIE CHAINS		1021	82.54	20-2542-410-2
		JR HI-BUILDING SUPPLIES CHAINS		1021	82.54	20-2542-410-3
		ELEMENTARY-BLDG SUPPLIES		1021	82.54	20-2542-410-4
		PRIMARY BLDG SUPPLY		1021	82.53	20-2542-410-5
		PRIMARY-GROUND REP/MAI PLOW TRACTO		1021	1,210.53	20-2543-323-5
		ELEMENTARY-GROUND REPAIR PLOW TRA		1021	1,210.51	20-2543-323-4
					<u>\$5,607.22</u>	
KINETIC LEASING INC.						
		LEASE FD TECH SUPPLY CHROMEBOOKS		1021	4,026.00	10-1112-410-1
					<u>\$4,026.00</u>	
KOHL WHOLESALE						
		ELEM BREAKFAST		1021	622.87	10-2560-411-4
		HS BREAKFAST		1021	140.09	10-2560-411-2
		H S-CAFE MISC SUPPLIES		1021	177.50	10-2560-490-2-421000
		PRIM BREAKFAST		1021	487.04	10-2560-411-5
		PRIMARY MISC SUPPLY		1021	53.78	10-2560-490-5-421000
		PFA FOOD SUPP		1021	266.67	10-1125-411-1
		JH BREAKFAST		1021	887.87	10-2560-411-3
		HENN-CAFE FOOD		1021	2,679.81	10-2560-410-4-421000
		HIGH SCHOOL- FOOD		1021	5,437.41	10-2560-410-2-421000
		PRIMARY CAFE FOOD		1021	2,628.78	10-2560-410-5-421000
		JR HI-CAFE FOOD		1021	3,678.77	10-2560-410-3-421000
					<u>\$17,060.59</u>	
KS STATE BANK						
		TORT SUPPLIES BLUE POINT		1021	3,320.00	80-2365-410-7
					<u>\$3,320.00</u>	
LEARNING WITHOUT TEARS						
43773		LEASE TECH SOFTWARE		1021	933.80	10-1113-470-1
					<u>\$933.80</u>	
LEASE						
		HEARING IMP-SUPPLIES		1021	3,334.00	10-1207-410-1
		HEARING IMP-SUPPLIES		1021	86.85	10-1207-410-1
		PAYMENTS TO L.E.A.S.E.		1021	12,851.95	10-4320-310-1
					<u>\$16,272.80</u>	
LEQUIA, BRANDI M.						
		F/C SCIENCE SUPPLY		1021	43.23	10-1113-412-2
					<u>\$43.23</u>	

Bills Payable List

Printed: 10/18/2019 8:54 AM
 PUTNAM COUNTY CUSD #535
 Expense on Date: 10/1/2019 to 10/31/2019

Vendor Name	P.O. Number	Description	Override	Batch #	Amount	State Account Number
LIBERTY MUTUAL INSURANCE						
		COMM UMBRELLA INSUR		1021	44.00	80-2364-380-7
					<u>\$44.00</u>	
LIBRARY STORE, THE						
	34299	JH MEDIA SUPPLIES		1021	132.32	10-2220-410-3
					<u>\$132.32</u>	
LOCKER ROOM						
		H S ATHLETIC-SUPPLIES		1021	639.28	10-1501-410-2
		JR HI-ATHLETIC SUPPLIES		1021	290.95	10-1501-410-3
		H S-PE RESALE SUPPLIES		1021	1,060.00	10-1113-497-8
		JH PE RESALE		1021	684.00	10-1790-1-3
					<u>\$2,674.23</u>	
MACKIN EDUCATIONAL RESOURCE						
	27867	HS MEDIA BOOKS		1021	188.35	10-2220-411-2
					<u>\$188.35</u>	
MARK KARLOSKY CONSULTING						
		TECH R/M WIRELESS CONTROL		1021	460.50	10-2226-323-1
		TECH R/M MTG		1021	132.00	10-2226-323-1
		TECH R/M FIREWALL		1021	825.50	10-2226-323-1
		TECH R/M		1021	332.75	10-2226-323-1
		LEASE FD TECH SUPPLY		1021	21,070.75	10-1112-410-1
		TECH R/M NAS UNIT		1021	168.50	10-2226-323-1
		TECH R/M PHONE/BARRACUDA ISSUES		1021	314.50	10-2226-323-1
					<u>\$23,304.50</u>	
MAXCOM						
		TECH R/M LABOR PHONES/TOWER		1021	910.00	10-2226-323-1
					<u>\$910.00</u>	
MCGRAW-HILL SCHOOL EDUCATIOI						
	65671	MEDICAID		1021	720.56	10-1220-411-11-499100
					<u>\$720.56</u>	
MCNABB TELEPHONE COMPANY						
		SUPT-TELEPHONE		1021	352.13	20-2542-340-1
		H S - TELEPHONE SERVICE		1021	352.13	20-2542-340-2
		JR HI-TELEPHONE SERVICE		1021	352.13	20-2542-340-3
		ELEM-TELEPHONE		1021	352.13	20-2542-340-4
		PRIMARY-TELEPHONE SERV		1021	352.12	20-2542-340-5
					<u>\$1,760.64</u>	
MCNELIS, SUSAN						
		CROSS CAT SUPPLY		1021	111.24	10-1220-410-1
		CROSS CAT SUPPLY		1021	22.59	10-1220-410-1
					<u>\$133.83</u>	
MEDIACOM						
		LEASE FD-NBS/MEDIACOM		1021	299.90	10-2190-323-1
		LEASE FD-NBS/MEDIACOM		1021	335.90	10-2190-323-1
					<u>\$635.80</u>	
MENARDS PERU						

Bills Payable List

Printed: 10/18/2019 8:54 AM
 PUTNAM COUNTY CUSD #535
 Expense on Date: 10/1/2019 to 10/31/2019

Vendor Name	P.O. Number	Description	Override	Batch #	Amount	State Account Number
		PRIMARY BLDG SUPPLY		1021	20.00	20-2542-410-5
		PRIMARY BLDG SUPPLY		1021	117.78	20-2542-410-5
		ELEMENTARY-BLDG SUPPLIES		1021	61.50	20-2542-410-4
		HIGH SCHOOL-BLDG SUPPLIE		1021	184.71	20-2542-410-2
		VOC AG SUPPLIES		1021	118.82	10-1401-410-2
		VOC AG SUPPLIES		1021	168.83	10-1401-410-2
		JR HI-BUILDING SUPPLIES		1021	114.96	20-2542-410-3
		HIGH SCHOOL-BLDG SUPPLIE		1021	114.96	20-2542-410-2
		VOC AG SUPPLIES		1021	328.02	10-1401-410-2
		HIGH SCHOOL-BLDG SUPPLIE		1021	76.00	20-2542-410-2
		JR HI-BUILDING SUPPLIES		1021	64.15	20-2542-410-3
		HIGH SCHOOL-BLDG SUPPLIE		1021	64.15	20-2542-410-2
		HIGH SCHOOL-BLDG SUPPLIE		1021	101.86	20-2542-410-2
					<u>\$1,535.74</u>	
MIGNONE, MARIA						
		SPEECH IMP-TRAVEL		1021	327.80	10-1210-332-1
					<u>\$327.80</u>	
MUSIC SHOPPE, INC.						
		MUSIC SUPPLY-HS		1021	18.89	10-1115-410-2
		MUSIC REPAIRS		1021	189.00	10-1115-323-1
		MUSIC REPAIRS 2792403		1021	148.46	10-1115-323-1
		JR HI SUPPLIES		1021	11.55	10-1112-410-3
					<u>\$367.90</u>	
NCPERS GROUP LIFE INS.						
		NCPERS INSURANCE		96	56.00	10-481
		NCPERS INSURANCE		96	8.00	20-481
		NCPERS INSURANCE		96	72.00	10-481
		NCPERS INSURANCE		96	8.00	20-481
					<u>\$144.00</u>	
NEWS TRIBUNE						
		BOARD DUES/FEEES BUDGET REVIEW		1021	31.43	10-2310-640-6
					<u>\$31.43</u>	
NORTH CENTRAL BANK/MASTERC/						
		HS ATH DUES/FEEES		1021	65.00	10-1501-640-2
		F/C SCIENCE SUPPLY		1021	21.18	10-1113-412-2
		HIGH SCHOOL-BLDG SUPPLIE		1021	31.58	20-2542-410-2
		JR HI-BUILDING SUPPLIES		1021	14.00	20-2542-410-3
		ELEMENTARY-BLDG SUPPLIES		1021	14.00	20-2542-410-4
		HS OFFICE - SUPPLIES		1021	67.99	10-2410-410-2
		PRINC-DUES/FEEES		1021	159.00	10-2410-640-1
		HS-SUPPLIES		1021	34.49	10-1113-410-2
		PRINC-DUES/FEEES		1021	329.00	10-2410-640-1
		PRIMARY-GROUNDS SUPPLIE		1021	849.95	20-2543-410-5
		HS OFFICE - SUPPLIES		1021	31.79	10-2410-410-2
		MUSIC DUES		1021	72.00	10-1115-640-1
		FALL PLAY		1021	199.65	10-1540-411-1
		PRINC OFFICE-POSTAGE HS		1021	983.35	10-2410-341-1

Bills Payable List

Printed: 10/18/2019 8:54 AM
 PUTNAM COUNTY CUSD #535
 Expense on Date: 10/1/2019 to 10/31/2019

Vendor Name	P.O. Number	Description	Override	Batch #	Amount	State Account Number
		MEDICAID TOUCH CHAT		1021	74.95	10-1220-411-11-499100
		SUPT OFFICE-SUPPLIES ADMIN		1021	30.07	10-2320-410-1
		SUPT OFFICE-SUPPLIES		1021	67.50	10-2320-410-1
		BOARD OF ED/TRAVEL		1021	170.00	10-2310-332-6
		NURSE-TRAVEL		1021	85.00	10-2134-332-1
		SUPT OFFICE-DUES/ FEES		1021	12.99	10-2320-640-1
		HENN ELEM-SUPPLIES		1021	162.93	10-1110-410-4
		MEDICAID		1021	109.95	10-1220-411-11-499100
		JR HI-BUILDING SUPPLIES		1021	11.97	20-2542-410-3
		EPIC TRAVEL		1021	330.00	10-2210-332-1
		JR HI SUPPLIES		1021	798.00	10-1112-410-3
		EPIC TRAVEL		1021	733.50	10-2210-332-1
		EPIC TRAVEL		1021	375.00	10-2210-332-1
		F/C SCIENCE SUPPLY		1021	172.40	10-1113-412-2
		PRINC-DUES/FEES		1021	375.00	10-2410-640-1
					<u>\$6,382.24</u>	
ORIENTAL TRADING CO						
		CROSS CAT SUPPLY		1021	17.78	10-1220-410-1
		PFA COMM SUPP		1021	71.72	10-1125-412-1
					<u>\$89.50</u>	
ORKIN EXTERMINATING CO IN						
		ALL SCHOOL SERVICES		1021	87.35	20-2542-321-1
		ALL SCHOOL SERVICES		1021	73.73	20-2542-321-1
		ALL SCHOOL SERVICES		1021	91.36	20-2542-321-1
		ALL SCHOOL SERVICES		1021	91.66	20-2542-321-1
					<u>\$344.10</u>	
PCCU (NEC)						
		NEC-ADMIN/10 MONTH		99	150.35	10-481
		NEC 24/20		99	1,036.09	10-481
		NEC 24/20		99	1,096.63	10-481
		NEC-ADMIN/10 MONTH		99	150.35	10-481
		DED NEC		99	24.90	10-481
					<u>\$2,458.32</u>	
PENSERV PLAN SERVICES INC						
		PENSERV PLAN SERVICES		97	2,593.00	10-481
		PENSERV PLAN SERVICES		97	50.00	20-481
		PENSERV PLAN SERVICES		97	2,793.00	10-481
		PENSERV PLAN SERVICES		97	50.00	20-481
					<u>\$5,486.00</u>	
PERMA- BOUND						
		ED FOUNDATIONS SUPPLIES		1021	28.13	10-2310-411-6
53451		ED FOUNDATIONS SUPPLIES		1021	281.67	10-2310-411-6
27866		HS MEDIA BOOKS		1021	660.14	10-2220-411-2
					<u>\$969.94</u>	
PLS 3RD LEARNING						
		CROSS CAT SUPPLY		1021	64.75	10-1220-410-1
					<u>\$64.75</u>	

Bills Payable List

Printed: 10/18/2019 8:54 AM

PUTNAM COUNTY CUSD #535

Expense on Date: 10/1/2019 to 10/31/2019

Vendor Name	P.O. Number	Description	Override	Batch #	Amount	State Account Number
PRAIRIE FARMS PEORIA DIVISION						
		PFA FOOD SUPP MILK		1021	57.75	10-1125-411-1
		PRIMARY CAFE FOOD MILK		1021	1,254.50	10-2560-410-5-421000
		HENN-CAFE FOOD MILK		1021	1,053.50	10-2560-410-4-421000
		JR HI-CAFE FOOD MILK		1021	1,017.50	10-2560-410-3-421000
		HIGH SCHOOL- FOOD MILK		1021	1,342.50	10-2560-410-2-421000
					<u>\$4,725.75</u>	
PRAIRIECAT						
		LEASE FD TECH SOFTWARE		1021	1,247.87	10-1113-470-1
					<u>\$1,247.87</u>	
PRIMARY IMPREST						
		EPIC TRAVEL		1021	165.00	10-2210-332-1
					<u>\$165.00</u>	
PUT CO PCEA/IEA DUES						
		NON-CERT DUES		96	530.72	10-481
		NON-CERT DUES		96	59.07	20-481
		IEA CERT DUES		96	2,379.13	10-481
		IEA CERT DUES		96	2,379.13	10-481
		NON-CERT DUES		96	530.72	10-481
		NON-CERT DUES		96	59.07	20-481
					<u>\$5,937.84</u>	
PUT CO SCHOOL (TRS HEALTH)						
		THIS ADMIN/10 MONTH		99	559.96	10-481
		THIS P24/T20		99	3,858.42	10-481
		THIS P24/T20		99	4,083.97	10-481
		THIS ADMIN/10 MONTH		99	559.96	10-481
		DED THIS		99	92.74	10-481
					<u>\$9,155.05</u>	
PUT CO SCHOOL (TRS)						
		TRS ADMI/10 MONTH		99	2,563.89	10-481
		TRS P24/T20		99	17,666.80	10-481
		TRS P24/T20		99	18,699.54	10-481
		TRS ADMI/10 MONTH		99	2,563.89	10-481
		DED TRS		99	424.60	10-481
					<u>\$41,918.72</u>	
PUT CO SCHOOLS (IMRF)						
		IM IMRF		98	37.56	10-481
		IM IMRF		98	1,902.79	10-481
		IM IMRF		98	642.26	20-481
		IMRFBRD SHARE		98	4,613.66	50-481
		IMRFBRD SHARE		98	1,527.12	50-481
		IMRF VOL CONTRIBUTIONS		98	66.36	10-481
		IMRF VOL CONTRIBUTIONS		98	175.40	20-481
		IM IMRF		98	2,202.24	10-481
		IMRFBRD SHARE		98	5,325.79	50-481
		IMRF VOL CONTRIBUTIONS		98	82.90	10-481
		IM IMRF		98	116.69	40-481

Bills Payable List

Printed: 10/18/2019 8:54 AM
 PUTNAM COUNTY CUSD #535
 Expense on Date: 10/1/2019 to 10/31/2019

Vendor Name	P.O. Number	Description	Override	Batch #	Amount	State Account Number
		IMRFBRD SHARE		98	277.46	50-481
		IM IMRF		98	37.56	10-481
		IMRF VOL CONTRIBUTIONS		98	176.86	20-481
		IM IMRF		98	648.88	20-481
		IMRFBRD SHARE		98	1,542.86	50-481
					<u>\$19,376.39</u>	
PUTNAM CO COMM UNIT (IL)						
		IL State Tax		99	9,632.47	10-481
		IL State Tax		99	603.49	20-481
		IL State Tax		99	11,435.86	10-481
		IL State Tax		99	124.07	40-481
		IL State Tax		99	606.88	20-481
					<u>\$22,402.77</u>	
PUTNAM CO SD FIT						
		Federal Tax 2019		99	18,130.57	10-481
		Federal Tax 2019		99	1,273.02	20-481
		Federal Tax 2019		99	21,895.14	10-481
		Federal Tax 2019		99	149.30	40-481
		Federal Tax 2019		99	1,250.93	20-481
					<u>\$42,698.96</u>	
PUTNAM CO SD MEDICARE						
		MEDICARE (CERT)		99	2,365.54	10-481
		MEDICARE (BRD PD)		99	2,365.54	50-481
		MEDICARE (CERT)		99	2,731.31	10-481
		MEDICARE (BRD PD)		99	2,731.31	50-481
					<u>\$10,193.70</u>	
PUTNAM COUNTY SD FICA						
		MATCHING FICA		99	3,099.88	50-481
		MATCHING FICA		99	1,013.42	50-481
		FICA 2019		99	3,099.88	10-481
		FICA 2019		99	1,013.42	20-481
		FICA 2019		99	4,003.87	10-481
		MATCHING FICA		99	4,003.87	50-481
		FICA 2019		99	200.67	40-481
		MATCHING FICA		99	200.67	50-481
		FICA 2019		99	1,018.45	20-481
		MATCHING FICA		99	1,018.45	50-481
					<u>\$18,672.58</u>	
RAMIREZ, DANIEL						
		TECH-TRAVEL		1021	162.28	10-2226-332-1
					<u>\$162.28</u>	
REGIONAL OFFICE OF EDUCATION 						
		PRINC OFFICE-TRAVEL R CROSS		1021	15.00	10-2410-332-1
		CROSS CAT DIR TRAVEL S MCNELIS 9/16		1021	200.00	10-1220-333-1
					<u>\$215.00</u>	
ROBBINS SCHWARTZ						
		LEGAL FEES		1021	325.00	80-2369-318-1

Bills Payable List

Printed: 10/18/2019 8:54 AM
 PUTNAM COUNTY CUSD #535
 Expense on Date: 10/1/2019 to 10/31/2019

Vendor Name	P.O. Number	Description	Override	Batch #	Amount	State Account Number
					<u>\$325.00</u>	
RODRIGUEZ, CARMELA						
		HS-SUPPLIES TPT		1021	9.50	10-1113-410-2
					<u>\$9.50</u>	
SCHOLASTIC						
		JR HI SUPPLIES		1021	271.92	10-1112-410-3
		HENN ELEM-TEXT		1021	1,112.09	10-1110-420-4
		CROSS CAT SUPPLY		1021	125.27	10-1220-410-1
53459		MUSIC SUPPLY-PRIM		1021	119.90	10-1115-410-5
					<u>\$1,629.18</u>	
SECONDS MATTER SAFETY SOLUTI						
		TECH R/M NETWORK/FIBER FIX		1021	425.00	10-2226-323-1
					<u>\$425.00</u>	
SMITH'S SALES AND SERVICE						
		H S- GROUNDS CAP OUTLAY PLOW		1021	2,562.50	20-2543-540-2
		JR HI-GROUNDS CAP OUTLAY PLOW		1021	2,562.50	20-2543-540-3
		ELEMENTARY-GROUNDS CAP OU PLOW		1021	2,562.50	20-2543-540-4
		PRIMARY-GROUNDS CAP OUT PLOW		1021	2,562.50	20-2543-540-5
					<u>\$10,250.00</u>	
SPECIALIZED DATA SYSTEMS						
		DATA PROCESSING-SUPPLIES CHECKS		1021	485.00	10-2660-410-1
					<u>\$485.00</u>	
STAPLES CREDIT PLAN						
		PRIMARY OFFICE - SUPPLIES		1021	168.29	10-2410-410-5
		FISCAL SVCS R/M		1021	36.27	10-2520-323-1
		SUPT OFFICE-SUPPLIES		1021	58.99	10-2320-410-1
		CROSS CAT SUPPLY		1021	25.18	10-1220-410-1
		CROSS CAT SUPPLY		1021	38.25	10-1220-410-1
		CROSS CAT SUPPLY		1021	14.99	10-1220-410-1
					<u>\$341.97</u>	
STATE DISBURSEMENT UNIT						
		CHILD SUPPORT		97	451.83	10-481
		CHILD SUPPORT		97	451.83	10-481
					<u>\$903.66</u>	
SUMMIT FINANCIAL RESOURCES						
		HIGH SCHOOL- FOOD		1021	69.27	10-2560-410-2-421000
		PRIMARY CAFE FOOD		1021	69.26	10-2560-410-5-421000
		JR HI-CAFE FOOD		1021	69.26	10-2560-410-3-421000
		HENN-CAFE FOOD		1021	69.26	10-2560-410-4-421000
					<u>\$277.05</u>	
TALX UC EXPRESS						
		UNEMPLOYMENT INSUR		1021	151.94	80-2363-380-7
					<u>\$151.94</u>	
TERRY, LEE ANN						
		HEARING IMP SERVICES		1021	4,585.00	10-1207-311-1
					<u>\$4,585.00</u>	

Bills Payable List

Printed: 10/18/2019 8:54 AM
 PUTNAM COUNTY CUSD #535
 Expense on Date: 10/1/2019 to 10/31/2019

Vendor Name	P.O. Number	Description	Override	Batch #	Amount	State Account Number
TEST						
		INSPECTIONS		1021	130.00	80-2367-319-7
					<u>\$130.00</u>	
THEISINGER, CLAYTON						
		PRINC OFFICE-TRAVEL		1021	53.36	10-2410-332-1
					<u>\$53.36</u>	
THERAPY SHOPPE						
53491		MEDICAID SLANTBOARD		1021	88.97	10-1220-411-11-499100
					<u>\$88.97</u>	
TOEDTER OIL COMPANY						
		HIGH SCHOOL-BLDG SUPPLIE		1021	63.50	20-2542-410-2
		JR HI-BUILDING SUPPLIES		1021	63.50	20-2542-410-3
		DRIVERS ED SUPPLIES		1021	90.71	10-1700-410-2
		YELLOW BUS SUPPLY		1021	653.08	40-2550-411-1
		ACTIVITY BUS SUPPLY		1021	816.37	40-2550-410-1
		ACTIVITY BUS SUPPLY		1021	599.31	40-2550-410-1
		YELLOW BUS SUPPLY		1021	479.45	40-2550-411-1
		DRIVERS ED SUPPLIES		1021	66.59	10-1700-410-2
		PRIMARY BLDG SUPPLY		1021	46.62	20-2542-410-5
		ELEMENTARY-BLDG SUPPLIES		1021	46.62	20-2542-410-4
		JR HI-BUILDING SUPPLIES		1021	46.62	20-2542-410-3
		HIGH SCHOOL-BLDG SUPPLIE		1021	46.59	20-2542-410-2
		ELEMENTARY-BLDG SUPPLIES		1021	63.49	20-2542-410-4
		PRIMARY BLDG SUPPLY		1021	63.49	20-2542-410-5
					<u>\$3,145.94</u>	
TONIS FLOWER AND GIFT SHOP						
		BOARD SUPPLIES		1021	25.00	10-2310-410-6
					<u>\$25.00</u>	
TRINITY CATHOLIC SCHOOL						
		HIGH SCHOOL- FOOD		1021	46.75	10-2560-410-2-421000
		HIGH SCHOOL- FOOD		1021	49.50	10-2560-410-2-421000
					<u>\$96.25</u>	
USBORNE BOOKS						
		HS MEDIA BOOKS		1021	56.97	10-2220-411-2
					<u>\$56.97</u>	
VILLAGE OF GRANVILLE						
		PRIMARY- WATER		1021	135.87	20-2542-322-5
		HS- WATER		1021	1,154.75	20-2542-322-2
					<u>\$1,290.62</u>	
VIRCO INC						
		HIGH SCHOOL-BLDG SUPPLIE		1021	1,616.16	20-2542-410-2
					<u>\$1,616.16</u>	
VOICE						
		BOARD DUES/FEEES		1021	550.00	10-2310-640-6
					<u>\$550.00</u>	
VOYAGER SOPRIS LEARNING						

Bills Payable List

Printed: 10/18/2019 8:54 AM
 PUTNAM COUNTY CUSD #535
 Expense on Date: 10/1/2019 to 10/31/2019

Vendor Name					
P.O. Number	Description	Override	Batch #	Amount	State Account Number
	CROSS CAT DIR SUPPLY		1021	42.00	10-1220-411-1
				<u>\$42.00</u>	
WASHINGTON NATIONAL INS CO					
	WASHINGTON NATL INS.		96	807.15	10-481
	WASHINGTON NATL INS.		96	125.05	20-481
	WASHINGTON NATL INS.		96	852.95	10-481
	WASHINGTON NATL INS.		96	125.05	20-481
				<u>\$1,910.20</u>	
WASTE MANAGEMENT					
	ALL SCHOOL SERVICES		1021	318.82	20-2542-321-1
	ALL SCHOOL SERVICES		1021	189.91	20-2542-321-1
	ALL SCHOOL SERVICES		1021	331.80	20-2542-321-1
	ALL SCHOOL SERVICES		1021	319.04	20-2542-321-1
				<u>\$1,159.57</u>	
				<u><u>\$747,622.62</u></u>	
			Report Total		

Expenditure Report

Printed: 10/4/2019 2:17 PM
PUTNAM COUNTY CUSD #535

Education Fund 10								
Function	1000	Instruction						
Function	1110	Elementary						
Object	100	Salaries						
Account	Description	M.T.D. Activity	Y.T.D. Activity	Open Encumb.	Current Budget	Budget Balance	% of Budget	State Account Number
100	Salaries	52,309.51	148,670.97	25,737.48	744,658.00	570,249.55	23.42	
200	Employee Benefits	14,416.19	35,853.03	7,094.40	164,000.00	121,052.57	26.19	
300	Purchased Services	316.11	6,811.87	763.11	64,759.00	57,184.02	11.70	
400	Supplies And Materials	3,396.67	20,450.71	1,204.84	27,300.00	5,644.45	79.32	
500	Capital Outlay	0.00	0.00	0.00	49,500.00	49,500.00	0.00	
1110	Elementary	70,438.48	211,786.58	34,799.83	1,050,217.00	803,630.59	23.48	** Function
100	Salaries	41,826.04	111,508.74	20,328.02	525,000.00	393,163.24	25.11	
200	Employee Benefits	10,949.95	20,325.39	5,530.97	145,000.00	119,143.64	17.83	
300	Purchased Services	563.61	1,690.83	563.61	15,000.00	12,745.56	15.03	
400	Supplies And Materials	2,841.64	22,852.33	160.84	27,300.00	4,286.83	84.30	
500	Capital Outlay	0.00	0.00	0.00	1,500.00	1,500.00	0.00	
1111	Primary	56,181.24	156,377.29	26,583.44	713,800.00	530,839.27	25.63	** Function
100	Salaries	51,698.88	150,147.34	25,637.49	670,000.00	494,215.17	26.24	
200	Employee Benefits	14,376.07	30,227.92	7,383.68	176,000.00	138,388.40	21.37	
300	Purchased Services	655.25	1,782.47	563.61	16,000.00	13,653.92	14.66	
400	Supplies And Materials	6,951.01	25,845.63	26,618.42	205,100.00	152,635.95	25.58	
500	Capital Outlay	0.00	0.00	0.00	1,500.00	1,500.00	0.00	
600	Other Objects	260.00	260.00	0.00	1,000.00	740.00	26.00	
1112	Junior High	73,941.21	208,263.36	60,203.20	1,069,600.00	801,133.44	25.10	** Function
100	Salaries	64,138.89	192,891.65	31,222.81	906,137.00	682,022.54	24.73	
200	Employee Benefits	20,617.27	46,282.90	9,505.84	272,000.00	216,211.26	20.51	
300	Purchased Services	626.25	1,753.47	563.61	18,500.00	16,182.92	12.52	
400	Supplies And Materials	18,138.65	56,915.22	3,482.24	107,850.00	47,452.54	56.00	
500	Capital Outlay	0.00	0.00	0.00	1,500.00	1,500.00	0.00	
600	Other Objects	0.00	0.00	0.00	1,000.00	1,000.00	0.00	
1113	High School	103,521.06	297,843.24	44,774.50	1,306,987.00	964,369.26	26.21	** Function
100	Salaries	0.00	0.00	0.00	0.00	0.00	0.00	
1114	Reading Imp	0.00	0.00	0.00	0.00	0.00	0.00	** Function
100	Salaries	10,188.74	23,900.22	5,094.37	125,000.00	96,005.41	23.20	
200	Employee Benefits	2,731.69	3,845.37	1,328.95	30,000.00	24,825.68	17.25	
300	Purchased Services	0.00	119.00	337.46	2,750.00	2,293.54	16.60	
400	Supplies And Materials	874.45	923.45	138.79	5,620.00	4,557.76	18.90	
500	Capital Outlay	0.00	0.00	0.00	0.00	0.00	0.00	
600	Other Objects	100.00	100.00	0.00	1,200.00	1,100.00	8.33	

25

Expenditure Report

Printed: 10/4/2019 2:17 PM
PUTNAM COUNTY CUSD #535

Education Fund 10

Function 1000 Instruction
Function 1115 MUSIC
Object 600 Other Objects

Account	Description	M.T.D. Activity	Y.T.D. Activity	Open Encumb.	Current Budget	Budget Balance	% of Budget	State Account Number
1115	MUSIC	13,894.88	28,888.04	6,899.57	164,570.00	128,782.39	21.75	** Function
100	Salaries	0.00	0.00	0.00	0.00	0.00	0.00	
400	Supplies And Materials	0.00	0.00	0.00	0.00	0.00	0.00	
1116	Accel Reader	0.00	0.00	0.00	0.00	0.00	0.00	** Function
100	Salaries	11,348.99	33,293.01	5,639.81	140,700.00	101,767.18	27.67	
200	Employee Benefits	2,318.82	4,625.78	1,159.41	26,000.00	20,214.81	22.25	
300	Purchased Services	342.20	342.20	0.00	400.00	57.80	85.55	
400	Supplies And Materials	514.09	698.85	324.42	6,600.00	5,576.73	15.50	
500	Capital Outlay	0.00	0.00	0.00	0.00	0.00	0.00	
1125	Pre-K Programs	14,524.10	38,959.84	7,123.64	173,700.00	127,616.52	26.53	** Function
600	Other Objects	0.00	0.00	0.00	0.00	0.00	0.00	
1203	Emh Handicapped lighted way	0.00	0.00	0.00	0.00	0.00	0.00	** Function
100	Salaries	0.00	0.00	0.00	5,000.00	5,000.00	0.00	
200	Employee Benefits	0.00	0.00	0.00	500.00	500.00	0.00	
300	Purchased Services	0.00	0.00	6,672.93	95,000.00	88,327.07	7.02	
400	Supplies And Materials	0.00	0.00	0.00	0.00	0.00	0.00	
1204	Physically Hndcap Homebound	0.00	0.00	6,672.93	100,500.00	93,827.07	6.64	** Function
300	Purchased Services	0.00	0.00	0.00	10,000.00	10,000.00	0.00	
1206	Visually Impaired (Vi)	0.00	0.00	0.00	10,000.00	10,000.00	0.00	** Function
300	Purchased Services	5,888.12	6,386.84	0.00	55,600.00	49,213.16	11.49	
400	Supplies And Materials	30.00	30.00	3,420.85	3,500.00	49.15	98.60	
1207	Hard Of Hearing (Hh)	5,918.12	6,416.84	3,420.85	59,100.00	49,262.31	16.65	** Function
100	Salaries	7,020.94	15,870.40	2,265.47	62,500.00	44,364.13	29.02	
200	Employee Benefits	1,257.21	2,370.89	621.78	14,500.00	11,507.33	20.64	
300	Purchased Services	23.20	23.20	0.00	2,200.00	2,176.80	1.05	
400	Supplies And Materials	0.00	0.00	0.00	650.00	650.00	0.00	
1210	Speech & Lang.Impaired	8,301.35	18,264.49	2,887.25	79,850.00	58,698.26	26.49	** Function
100	Salaries	0.00	0.00	0.00	0.00	0.00	0.00	
200	Employee Benefits	0.00	0.00	0.00	0.00	0.00	0.00	
300	Purchased Services	0.00	0.00	0.00	0.00	0.00	0.00	
400	Supplies And Materials	0.00	0.00	0.00	0.00	0.00	0.00	
1214	PRESCHOOL	0.00	0.00	0.00	0.00	0.00	0.00	** Function
100	Salaries	0.00	0.00	0.00	0.00	0.00	0.00	
200	Employee Benefits	0.00	0.00	0.00	0.00	0.00	0.00	

26

Expenditure Report

Printed: 10/4/2019 2:17 PM
PUTNAM COUNTY CUSD #535

Education Fund 10

Function 1000 Instruction
Function 1219 Pre Kind EARLY CHILDHOOD
Object 300 Purchased Services

Account	Description	M.T.D. Activity	Y.T.D. Activity	Open Encumb.	Current Budget	Budget Balance	% of Budget	State Account Number
300	Purchased Services	0.00	0.00	0.00	0.00	0.00	0.00	
400	Supplies And Materials	0.00	0.00	0.00	0.00	0.00	0.00	
1219	Pre Kind EARLY CHILDHOOD	0.00	0.00	0.00	0.00	0.00	0.00	** Function
100	Salaries	57,121.32	187,394.07	30,042.85	884,500.00	667,063.08	24.58	
200	Employee Benefits	13,448.19	33,201.24	7,182.31	220,000.00	179,616.45	18.36	
300	Purchased Services	0.00	0.00	0.00	6,000.00	6,000.00	0.00	
400	Supplies And Materials	1,067.80	4,638.39	2,470.13	43,100.00	35,991.48	16.49	
500	Capital Outlay	0.00	0.00	0.00	0.00	0.00	0.00	
600	Other Objects	0.00	0.00	0.00	1,000.00	1,000.00	0.00	
1220	Cross-Categorical (Cc)	71,637.31	225,233.70	39,695.29	1,154,600.00	889,671.01	22.95	** Function
100	Salaries	0.00	0.00	0.00	0.00	0.00	0.00	
200	Employee Benefits	0.00	0.00	0.00	0.00	0.00	0.00	
300	Purchased Services	0.00	0.00	0.00	0.00	0.00	0.00	
400	Supplies And Materials	0.00	0.00	0.00	0.00	0.00	0.00	
500	Capital Outlay	0.00	0.00	0.00	0.00	0.00	0.00	
1222	MI	0.00	0.00	0.00	0.00	0.00	0.00	** Function
100	Salaries	4,116.76	15,960.38	2,058.38	59,000.00	40,981.24	30.54	
200	Employee Benefits	1,199.90	3,418.54	599.95	20,500.00	16,481.51	19.60	
300	Purchased Services	0.00	0.00	0.00	500.00	500.00	0.00	
400	Supplies And Materials	0.00	0.00	0.00	800.00	800.00	0.00	
1225	Special Education Programs Pre-K	5,316.66	19,378.92	2,658.33	80,800.00	58,762.75	27.27	** Function
100	Salaries	3,091.66	16,925.00	1,545.83	37,100.00	18,629.17	49.79	
200	Employee Benefits	468.59	1,953.83	234.29	9,550.00	7,361.88	22.91	
300	Purchased Services	0.00	0.00	0.00	5,950.00	5,950.00	0.00	
400	Supplies And Materials	0.00	67,010.00	0.00	67,410.00	400.00	99.41	
500	Capital Outlay	0.00	0.00	0.00	0.00	0.00	0.00	
1250	Remedial and Supplemental Programs K-12	3,560.25	85,888.83	1,780.12	120,010.00	32,341.05	73.05	** Function
100	Salaries	7,211.26	21,668.04	3,425.63	116,018.00	90,924.33	21.63	
200	Employee Benefits	2,117.78	4,345.14	1,076.03	27,500.00	22,078.83	19.71	
300	Purchased Services	0.00	78.41	0.00	2,000.00	1,921.59	3.92	
400	Supplies And Materials	107.78	208.15	287.65	11,050.00	10,554.20	4.49	
500	Capital Outlay	0.00	0.00	0.00	0.00	0.00	0.00	
600	Other Objects	0.00	0.00	0.00	500.00	500.00	0.00	
1401	VOCATIONAL AG	9,436.82	26,299.74	4,789.31	157,068.00	125,978.95	19.79	** Function

27

Expenditure Report

Printed: 10/4/2019 2:17 PM
PUTNAM COUNTY CUSD #535

Education Fund 10

Function	1000	Instruction
Function	1402	INDUSTRIAL ARTS
Object	100	Salaries

Account	Description	M.T.D. Activity	Y.T.D. Activity	Open Encumb.	Current Budget	Budget Balance	% of Budget	State Account Number
100	Salaries	0.00	0.00	0.00	0.00	0.00	0.00	
200	Employee Benefits	0.00	0.00	0.00	0.00	0.00	0.00	
300	Purchased Services	0.00	0.00	0.00	0.00	0.00	0.00	
400	Supplies And Materials	0.00	0.00	0.00	0.00	0.00	0.00	
500	Capital Outlay	0.00	0.00	0.00	0.00	0.00	0.00	
1402	INDUSTRIAL ARTS	0.00	0.00	0.00	0.00	0.00	0.00	** Function
100	Salaries	2,468.68	7,342.16	1,234.34	30,300.00	21,723.50	28.31	
200	Employee Benefits	879.20	1,992.88	465.49	10,700.00	8,241.63	22.98	
300	Purchased Services	0.00	0.00	0.00	600.00	600.00	0.00	
400	Supplies And Materials	327.55	327.55	0.00	500.00	172.45	65.51	
500	Capital Outlay	0.00	0.00	0.00	0.00	0.00	0.00	
1407	BUSINESS ED	3,675.43	9,662.59	1,699.83	42,100.00	30,737.58	26.99	** Function
100	Salaries	1,895.58	5,486.58	947.79	24,000.00	17,565.63	26.81	
200	Employee Benefits	276.72	276.72	143.66	2,500.00	2,079.62	16.82	
300	Purchased Services	0.00	0.00	0.00	1,000.00	1,000.00	0.00	
400	Supplies And Materials	0.00	113.99	0.00	300.00	186.01	38.00	
1459	CO-OP PROGRAM	2,172.30	5,877.29	1,091.45	27,800.00	20,831.26	25.07	** Function
100	Salaries	4,666.67	4,666.67	2,113.33	129,300.00	122,520.00	5.24	
200	Employee Benefits	705.32	705.32	309.81	11,400.00	10,384.87	8.90	
300	Purchased Services	3,385.00	3,385.00	165.00	34,600.00	31,050.00	10.26	
400	Supplies And Materials	4,220.45	7,531.25	1,123.13	17,700.00	9,045.62	48.89	
500	Capital Outlay	2,637.45	5,637.45	6,712.00	16,200.00	3,850.55	76.23	
600	Other Objects	1,445.00	1,445.00	0.00	13,000.00	11,555.00	11.12	
1501	ATHLETICS	17,059.89	23,370.69	10,423.27	222,200.00	188,406.04	15.21	** Function
100	Salaries	0.00	0.00	0.00	0.00	0.00	0.00	
200	Employee Benefits	0.00	0.00	0.00	0.00	0.00	0.00	
300	Purchased Services	0.00	0.00	0.00	0.00	0.00	0.00	
400	Supplies And Materials	0.00	0.00	0.00	0.00	0.00	0.00	
500	Capital Outlay	0.00	0.00	0.00	0.00	0.00	0.00	
600	Other Objects	0.00	0.00	0.00	0.00	0.00	0.00	
1502	Music	0.00	0.00	0.00	0.00	0.00	0.00	** Function
100	Salaries	2,392.32	7,461.84	1,196.16	36,000.00	27,342.00	24.05	
200	Employee Benefits	350.52	350.52	176.66	3,400.00	2,872.82	15.51	
300	Purchased Services	0.00	0.00	0.00	1,000.00	1,000.00	0.00	
400	Supplies And Materials	2,732.75	2,732.75	0.00	6,300.00	3,567.25	43.38	

28

Expenditure Report

Printed: 10/4/2019 2:17 PM
PUTNAM COUNTY CUSD #535

Education Fund 10

Function 1000 Instruction
Function 1540 EXTRA CURRICULAR
Object 600 Other Objects

Account	Description	M.T.D. Activity	Y.T.D. Activity	Open Encumb.	Current Budget	Budget Balance	% of Budget	State Account Number
600	Other Objects	0.00	0.00	0.00	300.00	300.00	0.00	
1540	EXTRA CURRICULAR	5,475.59	10,545.11	1,372.82	47,000.00	35,082.07	25.36	** Function
100	Salaries	0.00	0.00	0.00	15,000.00	15,000.00	0.00	
200	Employee Benefits	0.00	0.00	0.00	1,000.00	1,000.00	0.00	
300	Purchased Services	0.00	0.00	0.00	0.00	0.00	0.00	
400	Supplies And Materials	0.00	0.00	0.00	250.00	250.00	0.00	
1600	Summer School	0.00	0.00	0.00	16,250.00	16,250.00	0.00	** Function
400	Supplies And Materials	0.00	0.00	0.00	0.00	0.00	0.00	
1650	Gifted Programs	0.00	0.00	0.00	0.00	0.00	0.00	** Function
100	Salaries	1,743.34	5,123.34	871.67	26,500.00	20,504.99	22.62	
200	Employee Benefits	266.98	272.50	133.49	3,350.00	2,944.01	12.12	
300	Purchased Services	0.00	3,529.93	0.00	7,000.00	3,470.07	50.43	
400	Supplies And Materials	77.86	165.58	90.71	2,000.00	1,743.71	12.81	
1700	Drivers Education Program	2,088.18	9,091.35	1,095.87	38,850.00	28,662.78	26.22	** Function
100	Salaries	0.00	0.00	0.00	0.00	0.00	0.00	
300	Purchased Services	0.00	0.00	0.00	0.00	0.00	0.00	
400	Supplies And Materials	0.00	0.00	0.00	0.00	0.00	0.00	
500	Capital Outlay	0.00	0.00	0.00	0.00	0.00	0.00	
1800	Bilingual Programs	0.00	0.00	0.00	0.00	0.00	0.00	** Function
600	Other Objects	0.00	29,652.18	3,785.32	400,000.00	366,562.50	8.36	
1912	Special Education Programs K-12 - Private Tuition	0.00	29,652.18	3,785.32	400,000.00	366,562.50	8.36	** Function
1000	Instruction	467,142.87	1,411,800.08	261,756.82	7,035,002.00	5,361,445.10	23.79	* Function
100	Salaries	9,730.44	29,516.59	4,865.22	119,800.00	85,418.19	28.70	
200	Employee Benefits	3,369.22	6,099.55	1,500.56	32,500.00	24,899.89	23.38	
300	Purchased Services	61.25	61.25	0.00	800.00	738.75	7.66	
400	Supplies And Materials	51.99	51.99	47.40	1,170.00	1,070.61	8.49	
500	Capital Outlay	0.00	0.00	0.00	0.00	0.00	0.00	
600	Other Objects	0.00	0.00	0.00	400.00	400.00	0.00	
2110	Attendance/Soc Wrk Serv	13,212.90	35,729.38	6,413.18	154,670.00	112,527.44	27.25	** Function
100	Salaries	3,857.80	11,294.74	1,928.90	49,000.00	35,776.36	26.99	
200	Employee Benefits	1,141.50	2,255.18	570.75	12,900.00	10,074.07	21.91	
300	Purchased Services	0.00	0.00	0.00	1,650.00	1,650.00	0.00	
400	Supplies And Materials	162.10	162.10	0.00	450.00	287.90	36.02	
500	Capital Outlay	0.00	0.00	0.00	0.00	0.00	0.00	

29

Expenditure Report

Printed: 10/4/2019 2:17 PM
PUTNAM COUNTY CUSD #535

Education Fund 10

Function 2000 Support Services
Function 2120 Guidance Services
Object 600 Other Objects

Account	Description	M.T.D. Activity	Y.T.D. Activity	Open Encumb.	Current Budget	Budget Balance	% of Budget	State Account Number
600	Other Objects	0.00	0.00	0.00	100.00	100.00	0.00	
2120	Guidance Services	5,161.40	13,712.02	2,499.65	64,100.00	47,888.33	25.29	** Function
100	Salaries	3,939.45	11,148.15	1,836.70	50,000.00	37,015.15	25.97	
200	Employee Benefits	535.80	1,607.40	267.90	6,800.00	4,924.70	27.58	
300	Purchased Services	0.00	0.00	0.00	1,200.00	1,200.00	0.00	
400	Supplies And Materials	0.00	227.70	0.00	1,350.00	1,122.30	16.87	
2134	Nurse Services	4,475.25	12,983.25	2,104.60	59,350.00	44,262.15	25.42	** Function
100	Salaries	1,486.24	4,265.05	702.94	17,800.00	12,832.01	27.91	
200	Employee Benefits	422.72	1,195.09	205.80	3,500.00	2,099.11	40.03	
300	Purchased Services	0.00	0.00	0.00	14,650.00	14,650.00	0.00	
400	Supplies And Materials	917.95	1,275.55	0.00	1,500.00	224.45	85.04	
500	Capital Outlay	0.00	0.00	0.00	0.00	0.00	0.00	
600	Other Objects	0.00	0.00	0.00	0.00	0.00	0.00	
2140	Psychological Services	2,826.91	6,735.69	908.74	37,450.00	29,805.57	20.41	** Function
100	Salaries	0.00	0.00	0.00	0.00	0.00	0.00	
200	Employee Benefits	0.00	0.00	0.00	0.00	0.00	0.00	
300	Purchased Services	0.00	0.00	0.00	0.00	0.00	0.00	
400	Supplies And Materials	0.00	0.00	0.00	0.00	0.00	0.00	
2150	Function 2150	0.00	0.00	0.00	0.00	0.00	0.00	** Function
300	Purchased Services	843.77	2,515.52	299.90	9,800.00	6,984.58	28.73	
400	Supplies And Materials	0.00	0.00	0.00	0.00	0.00	0.00	
500	Capital Outlay	0.00	0.00	0.00	0.00	0.00	0.00	
2190	Other Support Svs Pupils	843.77	2,515.52	299.90	9,800.00	6,984.58	28.73	** Function
300	Purchased Services	0.00	0.00	0.00	0.00	0.00	0.00	
400	Supplies And Materials	0.00	0.00	0.00	1,000.00	1,000.00	0.00	
600	Other Objects	0.00	0.00	0.00	0.00	0.00	0.00	
2191	OTHER SUPPORT	0.00	0.00	0.00	1,000.00	1,000.00	0.00	** Function
300	Purchased Services	0.00	0.00	0.00	0.00	0.00	0.00	
2192	TITLE V CHART COUNTS	0.00	0.00	0.00	0.00	0.00	0.00	** Function
100	Salaries	0.00	0.00	0.00	0.00	0.00	0.00	
200	Employee Benefits	0.00	0.00	0.00	0.00	0.00	0.00	
300	Purchased Services	0.00	0.00	0.00	0.00	0.00	0.00	
400	Supplies And Materials	0.00	0.00	0.00	0.00	0.00	0.00	
2193	Title IV	0.00	0.00	0.00	0.00	0.00	0.00	** Function

30

Expenditure Report

Printed: 10/4/2019 2:17 PM
PUTNAM COUNTY CUSD #535

Education Fund 10

Function 2000 Support Services
Function 2210 EPIC
Object 100 Salaries

Account	Description	M.T.D. Activity	Y.T.D. Activity	Open Encumb.	Current Budget	Budget Balance	% of Budget	State Account Number
100	Salaries	15,159.89	16,693.23	406.26	48,000.00	30,900.51	35.62	
200	Employee Benefits	3,663.02	3,694.54	60.01	5,800.00	2,045.45	64.73	
300	Purchased Services	3,096.00	7,632.73	330.00	56,500.00	48,537.27	14.09	
400	Supplies And Materials	209.43	1,709.66	0.00	15,000.00	13,290.34	11.40	
2210	EPIC	22,128.34	29,730.16	796.27	125,300.00	94,773.57	24.36	** Function
100	Salaries	0.00	0.00	0.00	0.00	0.00	0.00	
200	Employee Benefits	0.00	0.00	0.00	0.00	0.00	0.00	
300	Purchased Services	0.00	0.00	0.00	0.00	0.00	0.00	
400	Supplies And Materials	0.00	0.00	0.00	0.00	0.00	0.00	
2215	TITLE II CLASS REDUCTION	0.00	0.00	0.00	0.00	0.00	0.00	** Function
300	Purchased Services	0.00	0.00	0.00	0.00	0.00	0.00	
400	Supplies And Materials	0.00	0.00	0.00	0.00	0.00	0.00	
500	Capital Outlay	0.00	0.00	0.00	0.00	0.00	0.00	
2218	Quality Assurance	0.00	0.00	0.00	0.00	0.00	0.00	** Function
200	Employee Benefits	0.00	0.00	0.00	0.00	0.00	0.00	
300	Purchased Services	0.00	0.00	0.00	0.00	0.00	0.00	
2219	BLOCK GRANT	0.00	0.00	0.00	0.00	0.00	0.00	** Function
100	Salaries	12,169.50	34,949.97	5,893.83	145,700.00	104,856.20	28.03	
200	Employee Benefits	1,979.82	3,932.42	989.91	23,500.00	18,577.67	20.95	
300	Purchased Services	79.00	79.00	0.00	1,900.00	1,821.00	4.16	
400	Supplies And Materials	2,202.76	3,866.37	2,292.34	14,765.00	8,606.29	41.71	
500	Capital Outlay	0.00	0.00	0.00	13,000.00	13,000.00	0.00	
2220	MEDIA PROGRAM	16,431.08	42,827.76	9,176.08	198,865.00	146,861.16	26.15	** Function
100	Salaries	7,813.99	23,357.31	3,907.00	92,000.00	64,735.69	29.64	
200	Employee Benefits	559.39	2,235.43	279.80	7,000.00	4,484.77	35.93	
300	Purchased Services	664.36	5,121.36	2,821.03	13,500.00	5,557.61	58.83	
400	Supplies And Materials	0.00	0.00	0.00	2,700.00	2,700.00	0.00	
2226	TECHNOLOGY	9,037.74	30,714.10	7,007.83	115,200.00	77,478.07	32.74	** Function
100	Salaries	0.00	0.00	0.00	0.00	0.00	0.00	
200	Employee Benefits	0.00	0.00	0.00	0.00	0.00	0.00	
300	Purchased Services	0.00	0.00	0.00	0.00	0.00	0.00	
2230	Assessment/Testing	0.00	0.00	0.00	0.00	0.00	0.00	** Function
100	Salaries	269.42	801.95	134.71	7,000.00	6,063.34	13.38	
200	Employee Benefits	0.00	0.00	0.00	0.00	0.00	0.00	

31

Expenditure Report

Printed: 10/4/2019 2:17 PM
PUTNAM COUNTY CUSD #535

Education Fund 10

Function 2000 Support Services
Function 2310 Brd Ed Services
Object 300 Purchased Services

Account	Description	M.T.D. Activity	Y.T.D. Activity	Open Encumb.	Current Budget	Budget Balance	% of Budget	State Account Number
300	Purchased Services	0.00	15,325.50	0.00	54,950.00	39,624.50	27.89	
400	Supplies And Materials	11,610.50	15,049.47	597.24	59,000.00	43,353.29	26.52	
500	Capital Outlay	28,751.00	28,751.00	0.00	28,751.00	0.00	100.00	
600	Other Objects	455.07	984.07	215.93	20,000.00	18,800.00	6.00	
2310	Brd Ed Services	41,085.99	60,911.99	947.88	169,701.00	107,841.13	36.45	** Function
100	Salaries	8,188.73	24,472.61	4,117.76	103,500.00	74,909.63	27.62	
200	Employee Benefits	3,204.34	9,601.18	1,605.13	40,400.00	29,193.69	27.74	
300	Purchased Services	563.61	2,267.18	563.61	17,000.00	14,169.21	16.65	
400	Supplies And Materials	1,791.49	3,012.67	58.99	4,000.00	928.34	76.79	
500	Capital Outlay	0.00	0.00	0.00	2,000.00	2,000.00	0.00	
600	Other Objects	984.83	1,102.83	0.00	2,000.00	897.17	55.14	
2320	Executive Adm. Serv	14,733.00	40,456.47	6,345.49	168,900.00	122,098.04	27.71	** Function
100	Salaries	3,463.68	6,927.36	0.00	0.00	(6,927.36)	0.00	
200	Employee Benefits	779.27	1,558.54	0.00	0.00	(1,558.54)	0.00	
2330	Service Area Administrative Services	4,242.95	8,485.90	0.00	0.00	(8,485.90)	0.00	** Function
100	Salaries	47,210.98	135,508.91	21,951.96	559,000.00	401,539.13	28.17	
200	Employee Benefits	13,269.12	40,051.27	6,484.51	164,000.00	117,464.22	28.38	
300	Purchased Services	763.00	832.60	15.00	7,000.00	6,152.40	12.11	
400	Supplies And Materials	949.67	2,850.74	168.29	12,420.00	9,400.97	24.31	
500	Capital Outlay	0.00	0.00	0.00	1,500.00	1,500.00	0.00	
600	Other Objects	0.00	1,590.00	0.00	4,700.00	3,110.00	33.83	
2410	Office Of Principal Serv	62,192.77	180,833.52	28,619.76	748,620.00	539,166.72	27.98	** Function
100	Salaries	0.00	0.00	0.00	0.00	0.00	0.00	
200	Employee Benefits	0.00	0.00	0.00	0.00	0.00	0.00	
300	Purchased Services	0.00	0.00	0.00	0.00	0.00	0.00	
400	Supplies And Materials	0.00	0.00	0.00	0.00	0.00	0.00	
500	Capital Outlay	0.00	0.00	0.00	0.00	0.00	0.00	
600	Other Objects	0.00	0.00	0.00	0.00	0.00	0.00	
2510	Dirctn Business Suppt Ser	0.00	0.00	0.00	0.00	0.00	0.00	** Function
100	Salaries	10,044.97	30,134.91	2,173.01	118,000.00	85,692.08	27.38	
200	Employee Benefits	10.87	32.61	2.76	150.00	114.63	23.58	
300	Purchased Services	0.00	0.00	36.27	1,000.00	963.73	3.63	
400	Supplies And Materials	0.00	0.00	0.00	7,000.00	7,000.00	0.00	
500	Capital Outlay	0.00	0.00	0.00	10,000.00	10,000.00	0.00	
600	Other Objects	0.00	0.00	0.00	1,500.00	1,500.00	0.00	

32

Expenditure Report

Printed: 10/4/2019 2:17 PM
PUTNAM COUNTY CUSD #535

Education Fund 10

Function 2000 Support Services
Function 2520 Fiscal Services
Object 600 Other Objects

Account	Description	M.T.D. Activity	Y.T.D. Activity	Open Encumb.	Current Budget	Budget Balance	% of Budget	State Account Number
2520	Fiscal Services	10,055.84	30,167.52	2,212.04	137,650.00	105,270.44	23.52	** Function
100	Salaries	15,244.69	38,552.21	6,840.31	175,000.00	129,607.48	25.94	
200	Employee Benefits	2,766.02	8,309.66	1,385.68	34,225.00	24,529.66	28.33	
300	Purchased Services	0.00	0.00	0.00	2,800.00	2,800.00	0.00	
400	Supplies And Materials	25,013.89	26,958.16	21,923.08	225,500.00	176,618.76	21.68	
500	Capital Outlay	0.00	5,471.63	0.00	19,000.00	13,528.37	28.80	
600	Other Objects	0.00	60.00	0.00	1,100.00	1,040.00	5.45	
2560	Food Services	43,024.60	79,351.66	30,149.07	457,625.00	348,124.27	23.93	** Function
300	Purchased Services	557.50	1,467.50	0.00	7,000.00	5,532.50	20.96	
2630	Information Services	557.50	1,467.50	0.00	7,000.00	5,532.50	20.96	** Function
100	Salaries	0.00	0.00	0.00	0.00	0.00	0.00	
200	Employee Benefits	0.00	0.00	0.00	0.00	0.00	0.00	
2640	Function 2640	0.00	0.00	0.00	0.00	0.00	0.00	** Function
300	Purchased Services	0.00	0.00	0.00	5,000.00	5,000.00	0.00	
400	Supplies And Materials	0.00	0.00	0.00	14,600.00	14,600.00	0.00	
2660	DATA PROCESSING	0.00	0.00	0.00	19,600.00	19,600.00	0.00	** Function
2000	Support Services	250,010.04	576,622.44	97,480.49	2,474,831.00	1,800,728.07	27.24	* Function
600	Other Objects	0.00	0.00	0.00	5,000.00	5,000.00	0.00	
4120	Payments Sp Ed Programs	0.00	0.00	0.00	5,000.00	5,000.00	0.00	** Function
600	Other Objects	0.00	0.00	0.00	0.00	0.00	0.00	
4140	Payments for CTE Programs	0.00	0.00	0.00	0.00	0.00	0.00	** Function
300	Purchased Services	0.00	0.00	0.00	0.00	0.00	0.00	
600	Other Objects	0.00	931.00	0.00	5,000.00	4,069.00	18.62	
4190	Other Pymnts Gov In State	0.00	931.00	0.00	5,000.00	4,069.00	18.62	** Function
600	Other Objects	0.00	0.00	0.00	15,500.00	15,500.00	0.00	
4210	Payments for Regular Programs - Tuition	0.00	0.00	0.00	15,500.00	15,500.00	0.00	** Function
600	Other Objects	0.00	0.00	0.00	40,000.00	40,000.00	0.00	
4220	Payments for Special Education Programs - Tuition	0.00	0.00	0.00	40,000.00	40,000.00	0.00	** Function
600	Other Objects	32,625.00	32,625.00	0.00	65,000.00	32,375.00	50.19	
4240	Payments for CTE Programs - Tuition	32,625.00	32,625.00	0.00	65,000.00	32,375.00	50.19	** Function
300	Purchased Services	0.00	69,169.76	0.00	149,000.00	79,830.24	46.42	
4320	Payments Special Education Programs Transfers	0.00	69,169.76	0.00	149,000.00	79,830.24	46.42	** Function

33

Expenditure Report

Printed: 10/4/2019 2:17 PM
PUTNAM COUNTY CUSD #535

Education Fund 10

Function 4000 Nonprogrammed Charges
Function 4320 Payments Special Education Programs Transfers
Object 300 Purchased Services

Account	Description	M.T.D. Activity	Y.T.D. Activity	Open Encumb.	Current Budget	Budget Balance	% of Budget	State Account Number
4000	Nonprogrammed Charges	32,625.00	102,725.76	0.00	279,500.00	176,774.24	36.75	* Function
600	Other Objects	0.00	0.00	0.00	10,000.00	10,000.00	0.00	
6000	Provision For Contingencs	0.00	0.00	0.00	10,000.00	10,000.00	0.00	** Function
6000	Provision For Contingencs	0.00	0.00	0.00	10,000.00	10,000.00	0.00	* Function
600	Other Objects	0.00	0.00	0.00	0.00	0.00	0.00	
8130	Prmt Trns From Ed Fund	0.00	0.00	0.00	0.00	0.00	0.00	** Function
8000	Other Financing Uses	0.00	0.00	0.00	0.00	0.00	0.00	* Function
10	Education Fund	749,777.91	2,091,148.28	359,237.31	9,799,333.00	7,348,947.41	25.01	Fund

Expenditure Report

Printed: 10/4/2019 2:17 PM
PUTNAM COUNTY CUSD #535

Oper, Build, & Maint Fund 20

Function 2000 Support Services
Function 2530 Function 2530
Object 500 Capital Outlay

Account	Description	M.T.D. Activity	Y.T.D. Activity	Open Encumb.	Current Budget	Budget Balance	% of Budget	State Account Number
500	Capital Outlay	0.00	0.00	0.00	0.00	0.00	0.00	
2530	Function 2530	0.00	0.00	0.00	0.00	0.00	0.00	** Function
100	Salaries	23,172.36	97,319.42	11,391.42	397,000.00	288,289.16	27.38	
200	Employee Benefits	4,652.97	13,657.38	2,193.15	53,600.00	37,749.47	29.57	
300	Purchased Services	37,611.45	94,294.91	16,235.75	318,300.00	207,769.34	34.73	
400	Supplies And Materials	29,703.41	85,499.76	15,555.88	347,200.00	246,144.36	29.11	
500	Capital Outlay	0.00	37,488.00	0.00	79,000.00	41,512.00	47.45	
2542	Care & Upkeep Bldg Serv	95,140.19	328,259.47	45,376.20	1,195,100.00	821,464.33	31.26	** Function
100	Salaries	0.00	0.00	0.00	0.00	0.00	0.00	
300	Purchased Services	0.00	5,707.39	4,842.10	42,000.00	31,450.51	25.12	
400	Supplies And Materials	129.80	1,613.24	0.00	13,000.00	11,386.76	12.41	
500	Capital Outlay	0.00	58,863.00	0.00	337,600.00	278,737.00	17.44	
600	Other Objects	0.00	0.00	0.00	50.00	50.00	0.00	
2543	Care Upkeep Grnds Serv	129.80	66,183.63	4,842.10	392,650.00	321,624.27	18.09	** Function
2000	Support Services	95,269.99	394,443.10	50,218.30	1,587,750.00	1,143,088.60	28.01	* Function
600	Other Objects	0.00	0.00	0.00	0.00	0.00	0.00	
6000	Provision For Contingencs	0.00	0.00	0.00	0.00	0.00	0.00	** Function
6000	Provision For Contingencs	0.00	0.00	0.00	0.00	0.00	0.00	* Function
500	Capital Outlay	0.00	0.00	0.00	0.00	0.00	0.00	
8800	Function 8800	0.00	0.00	0.00	0.00	0.00	0.00	** Function
8000	Other Financing Uses	0.00	0.00	0.00	0.00	0.00	0.00	* Function
20	Oper, Build, & Maint Fund	95,269.99	394,443.10	50,218.30	1,587,750.00	1,143,088.60	28.01	Fund

35

Expenditure Report

Printed: 10/4/2019 2:17 PM
PUTNAM COUNTY CUSD #535

Debt Service Fund or Fund Group 30

Function 5000 Debt Services
Function 5140 State Aid Anticipation Certificates
Object 600 Other Objects

Account	Description	M.T.D. Activity	Y.T.D. Activity	Open Encumb.	Current Budget	Budget Balance	% of Budget	State Account Number
600	Other Objects	0.00	0.00	0.00	0.00	0.00	0.00	
5140	State Aid Anticipation Certificates	0.00	0.00	0.00	0.00	0.00	0.00	** Function
600	Other Objects	0.00	0.00	0.00	7,956.25	7,956.25	0.00	
5200	Debt Service - Interest on Long-Term Debt	0.00	0.00	0.00	7,956.25	7,956.25	0.00	** Function
600	Other Objects	0.00	0.00	0.00	105,000.00	105,000.00	0.00	
5320	General Obligation Bonds	0.00	0.00	0.00	105,000.00	105,000.00	0.00	** Function
600	Other Objects	0.00	0.00	0.00	500.00	500.00	0.00	
5400	Debt Service Other - Short Term Debt Principal	0.00	0.00	0.00	500.00	500.00	0.00	** Function
5000	Debt Services	0.00	0.00	0.00	113,456.25	113,456.25	0.00	* Function
600	Other Objects	0.00	0.00	0.00	0.00	0.00	0.00	
8140	Prmt Transf Of Interest	0.00	0.00	0.00	0.00	0.00	0.00	** Function
8000	Other Financing Uses	0.00	0.00	0.00	0.00	0.00	0.00	* Function
30	Debt Service Fund or Fund Group	0.00	0.00	0.00	113,456.25	113,456.25	0.00	Fund

36

Expenditure Report

Printed: 10/4/2019 2:17 PM
PUTNAM COUNTY CUSD #535

Transportation Fund 40

Function 2000 Support Services
Function 2550 Pupil Transportation Ser
Object 100 Salaries

Account	Description	M.T.D. Activity	Y.T.D. Activity	Open Encumb.	Current Budget	Budget Balance	% of Budget	State Account Number
100	Salaries	2,850.18	7,331.34	327.55	45,000.00	37,341.11	17.02	
200	Employee Benefits	210.31	399.60	41.36	2,700.00	2,259.04	16.33	
300	Purchased Services	0.00	34,109.71	94.50	988,430.00	954,225.79	3.46	
400	Supplies And Materials	1,386.97	2,094.51	1,469.45	23,000.00	19,436.04	15.50	
500	Capital Outlay	0.00	0.00	0.00	0.00	0.00	0.00	
2550	Pupil Transportation Ser	4,447.46	43,935.16	1,932.86	1,059,130.00	1,013,261.98	4.33	** Function
2000	Support Services	4,447.46	43,935.16	1,932.86	1,059,130.00	1,013,261.98	4.33	* Function
600	Other Objects	0.00	0.00	0.00	0.00	0.00	0.00	
6000	Provision For Contingencs	0.00	0.00	0.00	0.00	0.00	0.00	** Function
6000	Provision For Contingencs	0.00	0.00	0.00	0.00	0.00	0.00	* Function
600	Other Objects	0.00	0.00	0.00	0.00	0.00	0.00	
8140	Prmt Transf Of Interest	0.00	0.00	0.00	0.00	0.00	0.00	** Function
8000	Other Financing Uses	0.00	0.00	0.00	0.00	0.00	0.00	* Function
40	Transportation Fund	4,447.46	43,935.16	1,932.86	1,059,130.00	1,013,261.98	4.33	Fund

37

Expenditure Report

Printed: 10/4/2019 2:17 PM
PUTNAM COUNTY CUSD #535

I.M.R.F./Soc. Sec. Fund 50

Function 1000 Instruction
Function 1110 Elementary
Object 200 Employee Benefits

Account	Description	M.T.D. Activity	Y.T.D. Activity	Open Encumb.	Current Budget	Budget Balance	% of Budget	State Account Number
200	Employee Benefits	2,273.49	5,384.57	1,062.84	32,950.00	26,502.59	19.57	
1110	Elementary	2,273.49	5,384.57	1,062.84	32,950.00	26,502.59	19.57	** Function
200	Employee Benefits	583.44	1,539.50	276.39	6,500.00	4,684.11	27.94	
1111	Primary	583.44	1,539.50	276.39	6,500.00	4,684.11	27.94	** Function
200	Employee Benefits	688.02	2,017.65	339.69	9,500.00	7,142.66	24.81	
1112	Junior High	688.02	2,017.65	339.69	9,500.00	7,142.66	24.81	** Function
200	Employee Benefits	1,323.06	4,092.24	640.88	18,400.00	13,666.88	25.72	
1113	High School	1,323.06	4,092.24	640.88	18,400.00	13,666.88	25.72	** Function
200	Employee Benefits	0.00	0.00	0.00	0.00	0.00	0.00	
1114	Reading Imp	0.00	0.00	0.00	0.00	0.00	0.00	** Function
200	Employee Benefits	147.65	342.17	71.76	2,000.00	1,586.07	20.70	
1115	MUSIC	147.65	342.17	71.76	2,000.00	1,586.07	20.70	** Function
200	Employee Benefits	0.00	0.00	0.00	0.00	0.00	0.00	
1120	Middle-Junior High	0.00	0.00	0.00	0.00	0.00	0.00	** Function
200	Employee Benefits	757.81	2,212.91	372.54	9,800.00	7,214.55	26.38	
1125	Pre-K Programs	757.81	2,212.91	372.54	9,800.00	7,214.55	26.38	** Function
200	Employee Benefits	0.00	0.00	0.00	0.00	0.00	0.00	
1130	High School	0.00	0.00	0.00	0.00	0.00	0.00	** Function
200	Employee Benefits	0.00	0.00	0.00	75.00	75.00	0.00	
1204	Physically Hndcap Homebound	0.00	0.00	0.00	75.00	75.00	0.00	** Function
200	Employee Benefits	0.00	0.00	0.00	0.00	0.00	0.00	
1207	Hard Of Hearing (Hh)	0.00	0.00	0.00	0.00	0.00	0.00	** Function
200	Employee Benefits	99.70	223.82	31.80	1,000.00	744.38	25.56	
1210	Speech & Lang.Impaired	99.70	223.82	31.80	1,000.00	744.38	25.56	** Function
200	Employee Benefits	0.00	0.00	0.00	0.00	0.00	0.00	
1214	PRESCHOOL	0.00	0.00	0.00	0.00	0.00	0.00	** Function
200	Employee Benefits	0.00	0.00	0.00	0.00	0.00	0.00	
1219	Pre Kind EARLY CHILDHOOD	0.00	0.00	0.00	0.00	0.00	0.00	** Function
200	Employee Benefits	4,400.46	13,528.56	2,243.99	67,600.00	51,827.45	23.33	
1220	Cross-Categorical (Cc)	4,400.46	13,528.56	2,243.99	67,600.00	51,827.45	23.33	** Function
200	Employee Benefits	0.00	0.00	0.00	0.00	0.00	0.00	
1222	MI	0.00	0.00	0.00	0.00	0.00	0.00	** Function

38

Expenditure Report

Printed: 10/4/2019 2:17 PM
PUTNAM COUNTY CUSD #535

I.M.R.F./Soc. Sec. Fund 50

Function 1000 Instruction
Function 1225 Special Education Programs Pre-K
Object 200 Employee Benefits

Account	Description	M.T.D. Activity	Y.T.D. Activity	Open Encumb.	Current Budget	Budget Balance	% of Budget	State Account Number
200	Employee Benefits	54.44	837.28	27.22	775.00	(89.50)	111.55	
1225	Special Education Programs Pre-K	54.44	837.28	27.22	775.00	(89.50)	111.55	** Function
200	Employee Benefits	44.82	230.02	22.41	700.00	447.57	36.06	
1250	Remedial and Supplemental Programs K-12	44.82	230.02	22.41	700.00	447.57	36.06	** Function
200	Employee Benefits	101.07	302.79	47.88	1,600.00	1,249.33	21.92	
1401	VOCATIONAL AG	101.07	302.79	47.88	1,600.00	1,249.33	21.92	** Function
200	Employee Benefits	0.00	0.00	0.00	0.00	0.00	0.00	
1402	INDUSTRIAL ARTS	0.00	0.00	0.00	0.00	0.00	0.00	** Function
200	Employee Benefits	34.26	99.90	16.67	500.00	383.43	23.31	
1407	BUSINESS ED	34.26	99.90	16.67	500.00	383.43	23.31	** Function
200	Employee Benefits	0.00	0.00	0.00	0.00	0.00	0.00	
1415	IVCC TECH PREP	0.00	0.00	0.00	0.00	0.00	0.00	** Function
200	Employee Benefits	26.31	74.71	12.80	300.00	212.49	29.17	
1459	CO-OP PROGRAM	26.31	74.71	12.80	300.00	212.49	29.17	** Function
200	Employee Benefits	85.81	85.81	9.96	5,850.00	5,754.23	1.64	
1501	ATHLETICS	85.81	85.81	9.96	5,850.00	5,754.23	1.64	** Function
200	Employee Benefits	0.00	0.00	0.00	0.00	0.00	0.00	
1502	Music	0.00	0.00	0.00	0.00	0.00	0.00	** Function
200	Employee Benefits	43.57	133.35	21.48	600.00	445.17	25.81	
1540	EXTRA CURRICULAR	43.57	133.35	21.48	600.00	445.17	25.81	** Function
200	Employee Benefits	0.00	0.00	0.00	450.00	450.00	0.00	
1600	Summer School	0.00	0.00	0.00	450.00	450.00	0.00	** Function
200	Employee Benefits	0.00	0.00	0.00	0.00	0.00	0.00	
1650	Gifted Programs	0.00	0.00	0.00	0.00	0.00	0.00	** Function
200	Employee Benefits	25.28	74.28	12.64	150.00	63.08	57.95	
1700	Drivers Education Program	25.28	74.28	12.64	150.00	63.08	57.95	** Function
200	Employee Benefits	0.00	0.00	0.00	0.00	0.00	0.00	
1800	Bilingual Programs	0.00	0.00	0.00	0.00	0.00	0.00	** Function
1000	Instruction	10,689.19	31,179.56	5,210.95	158,750.00	122,359.49	22.92	* Function
200	Employee Benefits	336.39	1,094.60	169.89	4,900.00	3,635.51	25.81	
2110	Attendance/Soc Wrk Serv	336.39	1,094.60	169.89	4,900.00	3,635.51	25.81	** Function
200	Employee Benefits	53.98	157.90	26.99	775.00	590.11	23.86	

39

Expenditure Report

Printed: 10/4/2019 2:17 PM
PUTNAM COUNTY CUSD #535

I.M.R.F./Soc. Sec. Fund 50

Function 2000 Support Services
Function 2120 Guidance Services
Object 200 Employee Benefits

Account	Description	M.T.D. Activity	Y.T.D. Activity	Open Encumb.	Current Budget	Budget Balance	% of Budget	State Account Number
2120	Guidance Services	53.98	157.90	26.99	775.00	590.11	23.86	** Function
200	Employee Benefits	703.16	1,986.56	327.19	8,600.00	6,286.25	26.90	
2134	Nurse Services	703.16	1,986.56	327.19	8,600.00	6,286.25	26.90	** Function
200	Employee Benefits	243.47	699.86	114.79	3,300.00	2,485.35	24.69	
2140	Psychological Services	243.47	699.86	114.79	3,300.00	2,485.35	24.69	** Function
200	Employee Benefits	0.00	0.00	0.00	0.00	0.00	0.00	
2150	Function 2150	0.00	0.00	0.00	0.00	0.00	0.00	** Function
200	Employee Benefits	498.57	518.85	5.50	1,700.00	1,175.65	30.84	
2210	EPIC	498.57	518.85	5.50	1,700.00	1,175.65	30.84	** Function
200	Employee Benefits	0.00	0.00	0.00	0.00	0.00	0.00	
2215	TITLE II CLASS REDUCTION	0.00	0.00	0.00	0.00	0.00	0.00	** Function
200	Employee Benefits	0.00	0.00	0.00	0.00	0.00	0.00	
2219	BLOCK GRANT	0.00	0.00	0.00	0.00	0.00	0.00	** Function
200	Employee Benefits	1,214.79	3,460.33	571.08	15,350.00	11,318.59	26.26	
2220	MEDIA PROGRAM	1,214.79	3,460.33	571.08	15,350.00	11,318.59	26.26	** Function
200	Employee Benefits	1,422.79	4,242.74	711.40	17,300.00	12,345.86	28.64	
2226	TECHNOLOGY	1,422.79	4,242.74	711.40	17,300.00	12,345.86	28.64	** Function
200	Employee Benefits	0.00	0.00	0.00	0.00	0.00	0.00	
2230	Assessment/Testing	0.00	0.00	0.00	0.00	0.00	0.00	** Function
200	Employee Benefits	44.12	131.55	21.99	1,025.00	871.46	14.98	
2310	Brd Ed Services	44.12	131.55	21.99	1,025.00	871.46	14.98	** Function
200	Employee Benefits	118.39	353.83	59.53	1,900.00	1,486.64	21.76	
2320	Executive Adm. Serv	118.39	353.83	59.53	1,900.00	1,486.64	21.76	** Function
200	Employee Benefits	50.08	100.16	0.00	0.00	(100.16)	0.00	
2330	Service Area Administrative Services	50.08	100.16	0.00	0.00	(100.16)	0.00	** Function
200	Employee Benefits	1,233.20	3,683.03	619.63	12,600.00	8,297.34	34.15	
2365	Risk Management and Claims Services Payments	1,233.20	3,683.03	619.63	12,600.00	8,297.34	34.15	** Function
200	Employee Benefits	2,715.53	7,369.44	1,141.00	32,700.00	24,189.56	26.03	
2410	Office Of Principal Serv	2,715.53	7,369.44	1,141.00	32,700.00	24,189.56	26.03	** Function
200	Employee Benefits	0.00	0.00	0.00	0.00	0.00	0.00	
2510	Dirctn Business Suppt Ser	0.00	0.00	0.00	0.00	0.00	0.00	** Function
200	Employee Benefits	1,760.74	5,282.22	380.92	22,700.00	17,036.86	24.95	

40

Expenditure Report

Printed: 10/4/2019 2:17 PM
PUTNAM COUNTY CUSD #535

I.M.R.F./Soc. Sec. Fund 50

Function 2000 Support Services
Function 2520 Fiscal Services
Object 200 Employee Benefits

Account	Description	M.T.D. Activity	Y.T.D. Activity	Open Encumb.	Current Budget	Budget Balance	% of Budget	State Account Number
2520	Fiscal Services	1,760.74	5,282.22	380.92	22,700.00	17,036.86	24.95	** Function
200	Employee Benefits	4,077.65	14,562.72	2,027.65	62,300.00	45,709.63	26.63	
2542	Care & Upkeep Bldg Serv	4,077.65	14,562.72	2,027.65	62,300.00	45,709.63	26.63	** Function
200	Employee Benefits	0.00	0.00	0.00	0.00	0.00	0.00	
2543	Care Upkeep Grnds Serv	0.00	0.00	0.00	0.00	0.00	0.00	** Function
200	Employee Benefits	336.41	905.59	4.74	6,300.00	5,389.67	14.45	
2550	Pupil Transportation Ser	336.41	905.59	4.74	6,300.00	5,389.67	14.45	** Function
200	Employee Benefits	2,711.52	6,891.24	1,226.37	34,175.00	26,057.39	23.75	
2560	Food Services	2,711.52	6,891.24	1,226.37	34,175.00	26,057.39	23.75	** Function
200	Employee Benefits	0.00	0.00	0.00	0.00	0.00	0.00	
2640	Function 2640	0.00	0.00	0.00	0.00	0.00	0.00	** Function
2000	Support Services	17,520.79	51,440.62	7,408.67	225,625.00	166,775.71	26.08	* Function
200	Employee Benefits	0.00	0.00	0.00	0.00	0.00	0.00	
3696	Safe To Learn	0.00	0.00	0.00	0.00	0.00	0.00	** Function
3000	Community Services	0.00	0.00	0.00	0.00	0.00	0.00	* Function
50	I.M.R.F./Soc. Sec. Fund	28,209.98	82,620.18	12,619.62	384,375.00	289,135.20	24.78	Fund

41

Expenditure Report

Printed: 10/4/2019 2:17 PM
PUTNAM COUNTY CUSD #535

Capital Projects Fund or Fund Group 60

Function	2000	Support Services
Function	2530	Function 2530
Object	500	Capital Outlay

Account	Description	M.T.D. Activity	Y.T.D. Activity	Open Encumb.	Current Budget	Budget Balance	% of Budget	State Account Number
500	Capital Outlay	0.00	0.00	0.00	0.00	0.00	0.00	
2530	Function 2530	0.00	0.00	0.00	0.00	0.00	0.00	** Function
2000	Support Services	0.00	0.00	0.00	0.00	0.00	0.00	* Function
600	Other Objects	0.00	0.00	0.00	0.00	0.00	0.00	
8150	Prmnt Trnf From S&C	0.00	0.00	0.00	0.00	0.00	0.00	** Function
8000	Other Financing Uses	0.00	0.00	0.00	0.00	0.00	0.00	* Function
60	Capital Projects Fund or Fund Group	0.00	0.00	0.00	0.00	0.00	0.00	Fund

42

Expenditure Report

Printed: 10/4/2019 2:17 PM
PUTNAM COUNTY CUSD #535

Working Cash Fund 70

Function	8000	Other Financing Uses
Function	8110	Permnt Trns Wrk Csh Abol
Object	600	Other Objects

Account	Description	M.T.D. Activity	Y.T.D. Activity	Open Encumb.	Current Budget	Budget Balance	% of Budget	State Account Number
600	Other Objects	0.00	0.00	0.00	250,000.00	250,000.00	0.00	
8110	Permnt Trns Wrk Csh Abol	0.00	0.00	0.00	250,000.00	250,000.00	0.00	** Function
600	Other Objects	0.00	0.00	0.00	0.00	0.00	0.00	
8120	Prmnt Trnf Int From Wrkcs	0.00	0.00	0.00	0.00	0.00	0.00	** Function
8000	Other Financing Uses	0.00	0.00	0.00	250,000.00	250,000.00	0.00	* Function
70	Working Cash Fund	0.00	0.00	0.00	250,000.00	250,000.00	0.00	Fund

Expenditure Report

Printed: 10/4/2019 2:17 PM
PUTNAM COUNTY CUSD #535

Tort Immunity and Judgment Fund 80

Function 1000 Instruction
Function 1110 Elementary
Object 100 Salaries

Account	Description	M.T.D. Activity	Y.T.D. Activity	Open Encumb.	Current Budget	Budget Balance	% of Budget	State Account Number
100	Salaries	0.00	0.00	0.00	0.00	0.00	0.00	
200	Employee Benefits	0.00	0.00	0.00	0.00	0.00	0.00	
1110	Elementary	0.00	0.00	0.00	0.00	0.00	0.00	** Function
100	Salaries	0.00	0.00	0.00	0.00	0.00	0.00	
200	Employee Benefits	0.00	0.00	0.00	0.00	0.00	0.00	
1111	Primary	0.00	0.00	0.00	0.00	0.00	0.00	** Function
100	Salaries	0.00	0.00	0.00	0.00	0.00	0.00	
200	Employee Benefits	0.00	0.00	0.00	0.00	0.00	0.00	
1112	Junior High	0.00	0.00	0.00	0.00	0.00	0.00	** Function
100	Salaries	0.00	0.00	0.00	0.00	0.00	0.00	
200	Employee Benefits	0.00	0.00	0.00	0.00	0.00	0.00	
1113	High School	0.00	0.00	0.00	0.00	0.00	0.00	** Function
100	Salaries	0.00	0.00	0.00	0.00	0.00	0.00	
200	Employee Benefits	0.00	0.00	0.00	0.00	0.00	0.00	
1115	MUSIC	0.00	0.00	0.00	0.00	0.00	0.00	** Function
100	Salaries	0.00	0.00	0.00	0.00	0.00	0.00	
1210	Speech & Lang.Impaired	0.00	0.00	0.00	0.00	0.00	0.00	** Function
100	Salaries	0.00	0.00	0.00	0.00	0.00	0.00	
200	Employee Benefits	0.00	0.00	0.00	0.00	0.00	0.00	
1220	Cross-Categorical (Cc)	0.00	0.00	0.00	0.00	0.00	0.00	** Function
100	Salaries	0.00	0.00	0.00	0.00	0.00	0.00	
1225	Special Education Programs Pre-K	0.00	0.00	0.00	0.00	0.00	0.00	** Function
300	Purchased Services	0.00	0.00	0.00	0.00	0.00	0.00	
1360	Special Interest	0.00	0.00	0.00	0.00	0.00	0.00	** Function
100	Salaries	0.00	0.00	0.00	0.00	0.00	0.00	
1401	VOCATIONAL AG	0.00	0.00	0.00	0.00	0.00	0.00	** Function
100	Salaries	0.00	0.00	0.00	0.00	0.00	0.00	
1402	INDUSTRIAL ARTS	0.00	0.00	0.00	0.00	0.00	0.00	** Function
100	Salaries	0.00	0.00	0.00	0.00	0.00	0.00	
200	Employee Benefits	0.00	0.00	0.00	0.00	0.00	0.00	
1407	BUSINESS ED	0.00	0.00	0.00	0.00	0.00	0.00	** Function
100	Salaries	0.00	0.00	0.00	0.00	0.00	0.00	

44

Expenditure Report

Printed: 10/4/2019 2:17 PM
PUTNAM COUNTY CUSD #535

Tort Immunity and Judgment Fund 80

Function 1000 Instruction
Function 1459 CO-OP PROGRAM
Object 100 Salaries

Account	Description	M.T.D. Activity	Y.T.D. Activity	Open Encumb.	Current Budget	Budget Balance	% of Budget	State Account Number
1459	CO-OP PROGRAM	0.00	0.00	0.00	0.00	0.00	0.00	** Function
100	Salaries	0.00	0.00	0.00	0.00	0.00	0.00	
1700	Drivers Education Program	0.00	0.00	0.00	0.00	0.00	0.00	** Function
1000	Instruction	0.00	0.00	0.00	0.00	0.00	0.00	* Function
100	Salaries	0.00	0.00	0.00	0.00	0.00	0.00	
200	Employee Benefits	0.00	0.00	0.00	0.00	0.00	0.00	
2134	Nurse Services	0.00	0.00	0.00	0.00	0.00	0.00	** Function
100	Salaries	0.00	0.00	0.00	0.00	0.00	0.00	
2320	Executive Adm. Serv	0.00	0.00	0.00	0.00	0.00	0.00	** Function
200	Employee Benefits	0.00	0.00	0.00	0.00	0.00	0.00	
300	Purchased Services	27,526.00	27,526.00	0.00	40,000.00	12,474.00	68.82	
2362	Workers Comp/Workers Occ Disease Acts Payments	27,526.00	27,526.00	0.00	40,000.00	12,474.00	68.82	** Function
200	Employee Benefits	0.00	0.00	0.00	0.00	0.00	0.00	
300	Purchased Services	59,787.00	59,938.94	151.94	3,000.00	(57,090.88)	2,003.03	
2363	Unemployment Insurance Act Payments	59,787.00	59,938.94	151.94	3,000.00	(57,090.88)	2,003.03	** Function
300	Purchased Services	0.00	991.00	44.00	76,000.00	74,965.00	1.36	
2364	Insurance Payments (regular or self-insurance)	0.00	991.00	44.00	76,000.00	74,965.00	1.36	** Function
100	Salaries	12,992.24	37,120.28	6,500.30	178,000.00	134,379.42	24.51	
200	Employee Benefits	934.01	1,533.25	467.59	9,000.00	6,999.16	22.23	
300	Purchased Services	14,560.00	14,560.00	0.00	15,000.00	440.00	97.07	
400	Supplies And Materials	(11,240.00)	9,960.00	3,320.00	40,000.00	26,720.00	33.20	
500	Capital Outlay	0.00	0.00	0.00	20,000.00	20,000.00	0.00	
2365	Risk Management and Claims Services Payments	17,246.25	63,173.53	10,287.89	262,000.00	188,538.58	28.04	** Function
300	Purchased Services	3,107.93	11,352.98	880.00	20,000.00	7,767.02	61.16	
2367	Educational, Inspectional, Sup Serv due to loss	3,107.93	11,352.98	880.00	20,000.00	7,767.02	61.16	** Function
300	Purchased Services	0.00	0.00	65.00	65,000.00	64,935.00	0.10	
2369	Legal Services	0.00	0.00	65.00	65,000.00	64,935.00	0.10	** Function
100	Salaries	0.00	0.00	0.00	0.00	0.00	0.00	
2410	Office Of Principal Serv	0.00	0.00	0.00	0.00	0.00	0.00	** Function
300	Purchased Services	0.00	0.00	0.00	0.00	0.00	0.00	
2540	Function 2540	0.00	0.00	0.00	0.00	0.00	0.00	** Function
100	Salaries	0.00	0.00	0.00	0.00	0.00	0.00	

45

Expenditure Report

Printed: 10/4/2019 2:17 PM
PUTNAM COUNTY CUSD #535

Tort Immunity and Judgment Fund 80

Function 2000 Support Services
Function 2542 Care & Upkeep Bldg Serv
Object 100 Salaries

Account	Description	M.T.D. Activity	Y.T.D. Activity	Open Encumb.	Current Budget	Budget Balance	% of Budget	State Account Number
2542	Care & Upkeep Bldg Serv	0.00	0.00	0.00	0.00	0.00	0.00	** Function
100	Salaries	0.00	0.00	0.00	0.00	0.00	0.00	
2560	Food Services	0.00	0.00	0.00	0.00	0.00	0.00	** Function
2000	Support Services	107,667.18	162,982.45	11,428.83	466,000.00	291,588.72	37.43	* Function
80	Tort Immunity and Judgment Fund	107,667.18	162,982.45	11,428.83	466,000.00	291,588.72	37.43	Fund

Expenditure Report

Printed: 10/4/2019 2:17 PM
PUTNAM COUNTY CUSD #535

Fire Prevention/Life Safety 90									
Function	2000	Support Services							
Function	2548	L/S Capital Outlay							
Object	300	Purchased Services							
Account	Description		M.T.D. Activity	Y.T.D. Activity	Open Encumb.	Current Budget	Budget Balance	% of Budget	State Account Number
300	Purchased Services		3,433.50	3,433.50	1,030.05	7,000.00	2,536.45	63.77	
500	Capital Outlay		0.00	0.00	0.00	0.00	0.00	0.00	
2548	L/S Capital Outlay		3,433.50	3,433.50	1,030.05	7,000.00	2,536.45	63.77	** Function
2000	Support Services		3,433.50	3,433.50	1,030.05	7,000.00	2,536.45	63.77	* Function
500	Capital Outlay		0.00	0.00	0.00	0.00	0.00	0.00	
4190	Other Pymnts Gov In State		0.00	0.00	0.00	0.00	0.00	0.00	** Function
4000	Nonprogrammed Charges		0.00	0.00	0.00	0.00	0.00	0.00	* Function
90	Fire Prevention/Life Safety		3,433.50	3,433.50	1,030.05	7,000.00	2,536.45	63.77	Fund
Report Total:			<u>988,806.02</u>	<u>2,778,562.67</u>	<u>436,466.97</u>	<u>13,667,044.25</u>	<u>10,452,014.61</u>	<u>23.52</u>	

47

Revenue Ledger

Printed: 10/4/2019 2:14 PM
PUTNAM COUNTY CUSD #535

Education Fund 10								
Function	1000	Instruction						
Function	1112	Junior High						
Description			M.T.D. Revenue	Y.T.D. Revenue	Revenue Budget	Budget Balance Revenue	% of Budget	State Account Number
Instruction								
Junior High								
		FIRST PRIOR YEAR LEVY	1,373,169.24	3,448,936.34	3,658,405.00	209,468.66	94.27	10-1112
1112	Junior High		1,373,169.24	3,448,936.34	3,658,405.00	209,468.66	94.27	** Function
Middle-Junior High								
		TORT IMMUNITY-1ST PRIOR	0.00	0.00	0.00	0.00	0.00	10-1122
1120	Middle-Junior High		0.00	0.00	0.00	0.00	0.00	** Function
High School								
		FIRST PRIOR YR LEASE	25,243.14	63,402.32	67,263.00	3,860.68	94.26	10-1130
1130	High School		25,243.14	63,402.32	67,263.00	3,860.68	94.26	** Function
Accelerated Reading Program								
		SP ED PRIOR YEAR LEVY	20,197.01	50,728.09	53,811.00	3,082.91	94.27	10-1141
1140	Accelerated Reading Program		20,197.01	50,728.09	53,811.00	3,082.91	94.27	** Function
Speech & Lang. Impaired								
		MOBILE HOME PRIVILEGE TA	0.00	0.00	0.00	0.00	0.00	10-1210
1210	Speech & Lang. Impaired		0.00	0.00	0.00	0.00	0.00	** Function
Special Education Programs Pre-K								
		CORP PERS PROP REPLC TAX	0.00	476,214.74	2,933,037.00	2,456,822.26	16.24	10-1230
1225	Special Education Programs Pre-K		0.00	476,214.74	2,933,037.00	2,456,822.26	16.24	** Function
Remedial and Supplemental Programs Pre-K								
		WETLANDS	0.00	0.00	0.00	0.00	0.00	10-1290
1275	Remedial and Supplemental Programs Pre-K		0.00	0.00	0.00	0.00	0.00	** Function
Adult Education								
		PUPIL TUITION OTHER LEA	0.00	65,958.88	352,493.00	286,534.12	18.71	10-1312
			0.00	0.00	0.00	0.00	0.00	10-1313
1310	Adult Education		0.00	65,958.88	352,493.00	286,534.12	18.71	** Function
Upgrdg In Current Occupn								
		PUPIL TUI-SP ED OTHER LEA	0.00	0.00	65,959.00	65,959.00	0.00	10-1342
1340	Upgrdg In Current Occupn		0.00	0.00	65,959.00	65,959.00	0.00	** Function
Music								
		TAX INTEREST	0.00	0.00	0.00	0.00	0.00	10-1510
		ED-INT ON INVESTMENTS	7,678.90	22,791.66	38,000.00	15,208.34	59.98	10-1511
		INTEREST-SWANEY BONDS	0.00	0.00	0.00	0.00	0.00	10-1512
		INTEREST-FARNSWORTH	0.00	0.00	100.00	100.00	0.00	10-1513

Revenue Ledger

Printed: 10/4/2019 2:14 PM
PUTNAM COUNTY CUSD #535

Education Fund 10							
Function	1000	Instruction					
Function	1502	Music					
Description	M.T.D. Revenue	Y.T.D. Revenue	Revenue Budget	Budget Balance	% of Budget	State Account Number	
1502 Music	7,678.90	22,791.66	38,100.00	15,308.34	59.82	** Function	
Summer School							
STUDENT LUNCH	5,999.18	26,991.10	120,000.00	93,008.90	22.49	10-1611	
STUDENT BREAKFAST	2,013.70	2,013.70	16,000.00	13,986.30	12.59	10-1612	
MILK SALES (OTHER)	624.00	624.00	4,000.00	3,376.00	15.60	10-1614	
ADULT LUNCHES/BREAKFAST	324.55	848.70	5,000.00	4,151.30	16.97	10-1620	
1600 Summer School	8,961.43	30,477.50	145,000.00	114,522.50	21.02	** Function	
Gifted Programs							
HEAD START LUNCHES	0.00	0.00	0.00	0.00	0.00	10-1690	
1650 Gifted Programs	0.00	0.00	0.00	0.00	0.00	** Function	
Vocational Ed Handicapped							
H S ATHLETIC ADMISSIONS	1,251.00	1,251.00	15,000.00	13,749.00	8.34	10-1711-2	
JR HI-ATHLETIC ADMISSION	0.00	0.00	5,000.00	5,000.00	0.00	10-1711-4	
H S / JR HI TOURNEY REV	0.00	0.00	3,000.00	3,000.00	0.00	10-1714	
ADMISSION - OTHERS	564.00	564.00	8,000.00	7,436.00	7.05	10-1719	
1710 Vocational Ed Handicapped	1,815.00	1,815.00	31,000.00	29,185.00	5.85	** Function	
Vctnl Ed Lmt Eng Profcncy							
ACTIVITY FEES HS	180.00	12,155.00	18,000.00	5,845.00	67.53	10-1720	
ACTIVITY FEES JR H	0.00	3,385.00	4,500.00	1,115.00	75.22	10-1720	
1720 Vctnl Ed Lmt Eng Profcncy	180.00	15,540.00	22,500.00	6,960.00	69.07	** Function	
Vctnl Ed Acd /Econ Disadv							
OTHER DISTRICT REVENUE	0.00	0.00	1,000.00	1,000.00	0.00	10-1790	
JH PE RESALE	(959.00)	641.00	5,500.00	4,859.00	11.65	10-1790-1-3	
H S PE RESALE	246.50	2,068.50	4,000.00	1,931.50	51.71	10-1790-2	
	0.00	0.00	0.00	0.00	0.00	10-1791	
MUSIC RESALE	0.00	0.00	200.00	200.00	0.00	10-1792	
1730 Vctnl Ed Acd /Econ Disadv	(712.50)	2,709.50	10,700.00	7,990.50	25.32	** Function	
Bilingual Programs							
PRIM-TEXTBOOK RENTAL	0.00	5,730.72	7,000.00	1,269.28	81.87	10-1811	
H S- TEXTBOOK RENTAL	80.00	17,990.00	22,500.00	4,510.00	79.96	10-1811	
JR HI-TEXTBOOK RENTAL	0.00	7,410.00	10,000.00	2,590.00	74.10	10-1811	
ELEM-TEXTBOOK RENTAL	0.00	4,950.00	7,000.00	2,050.00	70.71	10-1811-4	
INSTRUMENT RENTAL	0.00	0.00	0.00	0.00	0.00	10-1819	
1800 Bilingual Programs	80.00	36,080.72	46,500.00	10,419.28	77.59	** Function	
Gifted Programs - Private Tuition							
DONATIONS	2,500.00	4,251.76	35,000.00	30,748.24	12.15	10-1920	

69

Revenue Ledger

Printed: 10/4/2019 2:14 PM
PUTNAM COUNTY CUSD #535

Education Fund 10							
Function	1000	Instruction					
Function	1920	Gifted Programs - Private Tuition					
Description	M.T.D. Revenue	Y.T.D. Revenue	Revenue Budget	Budget Balance	% of Budget	State Account Number	
		DONATIONS-NCF	0.00	0.00	0.00	0.00	10-1920
1920	Gifted Programs - Private Tuition		2,500.00	4,251.76	35,000.00	30,748.24	12.15 ** Function
Truants Alternative/Optional Education Programs							
		PSY LEA ASSESSEMENT	0.00	0.00	0.00	0.00	10-1940
		SW LEA ASSESSEMENT	0.00	0.00	0.00	0.00	10-1941
		SPEECH LEA ASSESS	0.00	0.00	9,500.00	9,500.00	0.00 10-1941
			0.00	0.00	0.00	0.00	10-1942
		REFUND EXPENSES	6,506.00	6,506.00	0.00	(6,506.00)	0.00 10-1950
		DRIVERS ED FEE	0.00	0.00	3,000.00	3,000.00	0.00 10-1970
		OTHER LOCAL REVENUE	178.86	15,917.89	75,000.00	59,082.11	21.22 10-1999
		INSURANCE/PLAY EQUIPMENT	0.00	0.00	0.00	0.00	0.00 10-1999
		INTERNET REVENUE	0.00	0.00	0.00	0.00	10-1999-1
1922	Truants Alternative/Optional Education Programs		6,684.86	22,423.89	87,500.00	65,076.11	25.63 ** Function
1000	Instruction		1,445,797.08	4,241,330.40	7,547,268.00	3,305,937.60	56.20 * Function
Support Services							
Comp Arts							
		POVERTY GRANT	0.00	0.00	0.00	0.00	10-2200
2196	Comp Arts		0.00	0.00	0.00	0.00	** Function
Assessment/Testing							
		ROE FLOW THRU	0.00	0.00	0.00	0.00	10-2230
2230	Assessment/Testing		0.00	0.00	0.00	0.00	** Function
2000	Support Services		0.00	0.00	0.00	0.00	* Function
Community Services							
Other Support Services							
		EVIDENCE BASED FUNDING	81,837.44	163,674.89	900,212.00	736,537.11	18.18 10-3001
		HOLD HARMLESS GSA	0.00	0.00	0.00	0.00	10-3002
2900	Other Support Services		81,837.44	163,674.89	900,212.00	736,537.11	18.18 ** Function
Direction Of Community Sv							
		SP ED PRIV FAC TUITION	0.00	27,333.91	133,917.00	106,583.09	20.41 10-3100
		SP ED EXTRA ORDINARY	0.00	0.00	54,000.00	54,000.00	0.00 10-3105
		SP ED PERSONNEL	0.00	0.00	115,000.00	115,000.00	0.00 10-3110
		SP ED ORPHANAGE	0.00	0.00	31,207.00	31,207.00	0.00 10-3120
		SP ED SUMMER SCHOOL	0.00	0.00	960.00	960.00	0.00 10-3145
3100	Direction Of Community Sv		0.00	27,333.91	335,084.00	307,750.09	8.16 ** Function
Community Recreation Srv							
		CTEI GRANT-SRAVTE	0.00	0.00	21,899.00	21,899.00	0.00 10-3200

Revenue Ledger

Printed: 10/4/2019 2:14 PM
PUTNAM COUNTY CUSD #535

Education Fund 10							
Function	3000	Community Services					
Function	3200	Community Recreation Srv					
Description	M.T.D. Revenue	Y.T.D. Revenue	Revenue Budget	Budget Balance	% of Budget	State Account Number	
				Revenue			
		VOC AG STATE GRTS	0.00	0.00	14,518.00	14,518.00	0.00 10-3215
		VOC AG SUPPLEMENTAL	0.00	0.00	4,650.00	4,650.00	0.00 10-3235
		FCAE GRANT	0.00	0.00	0.00	0.00	0.00 10-3299
3200	Community Recreation Srv		0.00	0.00	41,067.00	41,067.00	0.00 ** Function
<u>Civic Services</u>							
		TPI/TBE BILINGUAL ED	0.00	0.00	0.00	0.00	0.00 10-3305
		IL FREE LUNCH/BRKFST AIDE	627.10	627.10	3,500.00	2,872.90	17.92 10-3360
		IL BREAKFAST INITIATIVE	0.00	0.00	0.00	0.00	0.00 10-3360
		DRIVERS ED REIMBURSEMENT	3,228.86	3,228.86	15,000.00	11,771.14	21.53 10-3370-1
3300	Civic Services		3,855.96	3,855.96	18,500.00	14,644.04	20.84 ** Function
<u>Welfare Activities Serv</u>							
		SCHOOL IMP-HOP	0.00	0.00	0.00	0.00	0.00 10-3610
		SCHOOL IMP BLOCK GRANT	0.00	0.00	0.00	0.00	0.00 10-3640
		LEARNING IMP GRANT	0.00	0.00	0.00	0.00	0.00 10-3641
		NATL BOARD CERTIFIC	0.00	0.00	0.00	0.00	0.00 10-3651-1
		SAFE TO LEARN GRANT	0.00	0.00	0.00	0.00	0.00 10-3695
3600	Welfare Activities Serv		0.00	0.00	0.00	0.00	0.00 ** Function
<u>Nonpublic School Pupils</u>							
		PRESCHOOL FOR ALL GRANT	0.00	47,907.00	175,579.00	127,672.00	27.29 10-3705
		READING IMPROVEMENT GRAN	0.00	0.00	0.00	0.00	0.00 10-3715
			0.00	0.00	0.00	0.00	0.00 10-3725
			0.00	0.00	0.00	0.00	0.00 10-3735
		ADA BLOCK GRANT	0.00	0.00	0.00	0.00	0.00 10-3775
			0.00	0.00	0.00	0.00	0.00 10-3792
			0.00	0.00	0.00	0.00	0.00 10-3794
3700	Nonpublic School Pupils		0.00	47,907.00	175,579.00	127,672.00	27.29 ** Function
<u>Home/School Services</u>							
			0.00	0.00	0.00	0.00	0.00 10-3800
3800	Home/School Services		0.00	0.00	0.00	0.00	0.00 ** Function
<u>Other Community Services</u>							
		LIBRARY GRNT/OTHER STATE REV	0.00	0.00	5,000.00	5,000.00	0.00 10-3999
		RESPRO GRANT	0.00	0.00	0.00	0.00	0.00 10-3999
3900	Other Community Services		0.00	0.00	5,000.00	5,000.00	0.00 ** Function
3000	Community Services		85,693.40	242,771.76	1,475,442.00	1,232,670.24	16.45 * Function
Nonprogrammed Charges							
<u>Other Community Services</u>							

Revenue Ledger

Printed: 10/4/2019 2:14 PM
PUTNAM COUNTY CUSD #535

Education Fund 10								
Function	4000	Nonprogrammed Charges						
Function	3900	Other Community Services						
Description	M.T.D. Revenue	Y.T.D. Revenue	Revenue Budget	Budget Balance	% of Budget	State Account Number		
				Revenue				
		TITLE V INVO(CHAR CTS	0.00	0.00	0.00	0.00	0.00	10-4100
3900 Other Community Services			0.00	0.00	0.00	0.00	0.00	** Function
Payments Reg Programs								
			0.00	0.00	0.00	0.00	0.00	10-4110
4110 Payments Reg Programs			0.00	0.00	0.00	0.00	0.00	** Function
Payments for Regular Programs - Tuition								
		FEDERAL LUNCH AID	10,030.41	25,175.12	175,000.00	149,824.88	14.39	10-4210
4210 Payments for Regular Programs - Tuition			10,030.41	25,175.12	175,000.00	149,824.88	14.39	** Function
Payments for Special Education Programs - Tuition								
		FED BREAKFAST AID	2,313.15	6,806.27	36,000.00	29,193.73	18.91	10-4220
4220 Payments for Special Education Programs - Tuition			2,313.15	6,806.27	36,000.00	29,193.73	18.91	** Function
Payments to Other Govt Units (In-State) Transfers								
		TITLE I GRANT	0.00	58,285.00	119,248.00	60,963.00	48.88	10-4300
4300 Payments to Other Govt Units (In-State) Transfers			0.00	58,285.00	119,248.00	60,963.00	48.88	** Function
Payments to Other Govt Units - Out of State								
		TITLE IV A ESSA GRANT	0.00	0.00	0.00	0.00	0.00	10-4400
4400 Payments to Other Govt Units - Out of State			0.00	0.00	0.00	0.00	0.00	** Function
Payments Other Govt Units Out of State Transfers								
		IDEA INCENTIVE	0.00	115,763.25	0.00	(115,763.25)	0.00	10-4620
		IDEA DISCRETIONARY	0.00	0.00	0.00	0.00	0.00	10-4620
		IDEA BLOCK GRT	0.00	0.00	175,176.00	175,176.00	0.00	10-4620
		DEMONSTR PROJ/LEASE	0.00	0.00	0.00	0.00	0.00	10-4620-1
		EXCESS (ROOM/BOARD)	0.00	0.00	115,000.00	115,000.00	0.00	10-4625-1
		STEP PROGRAM	0.00	0.00	17,696.00	17,696.00	0.00	10-4770-1
		CARL PERKINS	0.00	0.00	8,405.00	8,405.00	0.00	10-4770-1-40
		SFSF/GSA REVENUE	0.00	0.00	0.00	0.00	0.00	10-4850
		ARRA TITLE I	0.00	0.00	0.00	0.00	0.00	10-4854
		ARRA IDEA PART B	0.00	0.00	0.00	0.00	0.00	10-4857-1
		ARRA GSA	0.00	0.00	0.00	0.00	0.00	10-4870-1
		ARRA ED JOBS FUND	0.00	0.00	0.00	0.00	0.00	10-4880-1
			0.00	0.00	0.00	0.00	0.00	10-4900
		TITLE II TEACHER QUALITY	0.00	1,486.00	0.00	(1,486.00)	0.00	10-4935
			0.00	0.00	0.00	0.00	0.00	10-4945
		TITLE IID-TECH ENHANC	0.00	0.00	0.00	0.00	0.00	10-4971
		MEDICAID-ADMIN OUTREACH	4,331.97	4,331.97	25,000.00	20,668.03	17.33	10-4991-1
		MEDICAID-FEE FOR SERV	0.00	14,072.77	25,000.00	10,927.23	56.29	10-4992-1-11
			0.00	0.00	0.00	0.00	0.00	10-4998-1

Revenue Ledger

Printed: 10/4/2019 2:14 PM
PUTNAM COUNTY CUSD #535

Education Fund 10							
Function	4000	Nonprogrammed Charges					
Function	4430	Payments Other Govt Units Out of State Transfers					
Description	M.T.D. Revenue	Y.T.D. Revenue	Revenue Budget	Budget Balance	% of Budget Revenue	State Account Number	
4430	Payments Other Govt Units Out of State Transfers	4,331.97	135,653.99	366,277.00	230,623.01	37.04	** Function
4000	Nonprogrammed Charges	16,675.53	225,920.38	696,525.00	470,604.62	32.44	* Function
Provision For Contingences							
<u>Provision For Contingences</u>							
	TRANS OF WC TECH THRUST	0.00	0.00	0.00	0.00	0.00	10-7110
	PERM TRANSFER WC	0.00	0.00	0.00	0.00	0.00	10-7110
	TRANSFER OF WC	0.00	0.00	0.00	0.00	0.00	10-7110-1
6000	Provision For Contingences	0.00	0.00	0.00	0.00	0.00	** Function
<u>Perm Trnf from W/C</u>							
	TRANS WC INTEREST	0.00	0.00	0.00	0.00	0.00	10-7120
	ACCURED INT B&I	0.00	0.00	0.00	0.00	0.00	10-7230
7120	Perm Trnf from W/C	0.00	0.00	0.00	0.00	0.00	** Function
6000	Provision For Contingences	0.00	0.00	0.00	0.00	0.00	* Function
10	Education Fund	1,548,166.01	4,710,022.54	9,719,235.00	5,009,212.46	48.46	Fund

53

Revenue Ledger

Printed: 10/4/2019 2:14 PM
PUTNAM COUNTY CUSD #535

Oper, Build, & Maint Fund 20							
Function	1000	Instruction					
Function	1112	Junior High					
Description	M.T.D. Revenue	Y.T.D. Revenue	Revenue Budget	Budget Balance Revenue	% of Budget	State Account Number	
Instruction							
Junior High							
1112 Junior High		FIRST PRIOR YEAR LEVY	252,420.13	633,994.04	672,504.00	38,509.96	94.27 20-1112
	252,420.13		633,994.04	672,504.00	38,509.96	94.27	** Function
Middle-Junior High							
1120 Middle-Junior High		TORT IMMUNITY-1ST PRIOR	0.00	0.00	0.00	0.00	0.00 20-1122
	0.00		0.00	0.00	0.00	0.00	** Function
Special Education Programs Pre-K							
1225 Special Education Programs Pre-K		CORP PERS PROP REPL TAX	0.00	0.00	500,000.00	500,000.00	0.00 20-1230
	0.00		0.00	500,000.00	500,000.00	0.00	** Function
Music							
1502 Music		BLD-INT	310.73	921.38	5,000.00	4,078.62	18.43 20-1511
		INTEREST - TREE FUND	0.00	0.00	50.00	50.00	0.00 20-1515
	310.73		921.38	5,050.00	4,128.62	18.25	** Function
Pre-K Programs - Private Tuition							
1910 Pre-K Programs - Private Tuition		HOUSE RENT	0.00	0.00	0.00	0.00	0.00 20-1910
	0.00		0.00	0.00	0.00	0.00	** Function
Regular K-12 Programs - Private Tuition							
1911 Regular K-12 Programs - Private Tuition		FACILITY/GROUND RENT	0.00	0.00	1,000.00	1,000.00	0.00 20-1911
	0.00		0.00	1,000.00	1,000.00	0.00	** Function
Gifted Programs - Private Tuition							
1920 Gifted Programs - Private Tuition		DONATIONS	0.00	0.00	500.00	500.00	0.00 20-1920
	0.00		0.00	500.00	500.00	0.00	** Function
Truants Alternative/Optional Education Programs							
1922 Truants Alternative/Optional Education Programs		REFUND PR YR EXP-BLDG	0.00	0.00	1,000.00	1,000.00	0.00 20-1950
		TORNADO INS/FEM/DON	0.00	0.00	0.00	0.00	0.00 20-1950
		OTHER LOCAL REVENUE	8,111.12	8,111.12	18,000.00	9,888.88	45.06 20-1999
	8,111.12		8,111.12	19,000.00	10,888.88	42.69	** Function
1000 Instruction	260,841.98		643,026.54	1,198,054.00	555,027.46	53.67	* Function
Support Services							
Truants Alternative/Optional Education Programs							
1922 Truants Alternative/Optional Education Programs		OTHER STATE REVENUE	0.00	0.00	0.00	0.00	0.00 20-2100
	0.00		0.00	0.00	0.00	0.00	** Function
2000 Support Services			0.00	0.00	0.00	0.00	* Function

Revenue Ledger

Printed: 10/4/2019 2:14 PM
PUTNAM COUNTY CUSD #535

Oper, Build, & Maint Fund 20							
Function		3000	Community Services				
Function		3900	Other Community Services				
Description		M.T.D. Revenue	Y.T.D. Revenue	Revenue Budget	Budget Balance Revenue	% of Budget	State Account Number
Community Services							
Other Community Services							
		INFRA IMPROVE-PLAN/CONST	0.00	0.00	0.00	0.00	20-3920-1
		SCHL INFRASTRUCT/MAINT PROJ	0.00	0.00	0.00	0.00	20-3925-1-1
		OTHER STATE REVENUE	0.00	0.00	0.00	0.00	20-3999
3900	Other Community Services		<u>0.00</u>	<u>0.00</u>	<u>0.00</u>	<u>0.00</u>	** Function
3000	Community Services		<u>0.00</u>	<u>0.00</u>	<u>0.00</u>	<u>0.00</u>	* Function
Nonprogrammed Charges							
Payments Other Govt Units Out of State Transfers							
			0.00	0.00	0.00	0.00	20-4900
			0.00	0.00	0.00	0.00	20-4980
4430	Payments Other Govt Units Out of State Transfers		<u>0.00</u>	<u>0.00</u>	<u>0.00</u>	<u>0.00</u>	** Function
4000	Nonprogrammed Charges		<u>0.00</u>	<u>0.00</u>	<u>0.00</u>	<u>0.00</u>	* Function
Provision For Contingences							
Provision For Contingences							
		TRANSFER WC	0.00	0.00	250,000.00	250,000.00	0.00 20-7110
6000	Provision For Contingences		<u>0.00</u>	<u>0.00</u>	<u>250,000.00</u>	<u>250,000.00</u>	0.00 ** Function
Perm Trnf from W/C							
		PERM TRANSFER FROM W/C	0.00	0.00	0.00	0.00	20-7130-1
		SALE/COMP FIXED ASSETS	0.00	0.00	0.00	0.00	20-7400
7120	Perm Trnf from W/C		<u>0.00</u>	<u>0.00</u>	<u>0.00</u>	<u>0.00</u>	** Function
6000	Provision For Contingences		<u>0.00</u>	<u>0.00</u>	<u>250,000.00</u>	<u>250,000.00</u>	0.00 * Function
20	Oper, Build, & Maint Fund		<u>260,841.98</u>	<u>643,026.54</u>	<u>1,448,054.00</u>	<u>805,027.46</u>	<u>44.41</u> Fund

Revenue Ledger

Printed: 10/4/2019 2:14 PM
PUTNAM COUNTY CUSD #535

Debt Service Fund or Fund Group 30								
Function	1000	Instruction						
Function	1112	Junior High						
Description			M.T.D. Revenue	Y.T.D. Revenue	Revenue Budget	Budget Balance Revenue	% of Budget	State Account Number
Instruction								
Junior High								
		FIRST PRIOR YEAR LEVY	494.15	2,426.91	2,487.00	60.09	97.58	30-1112
1112	Junior High		494.15	2,426.91	2,487.00	60.09	97.58	** Function
Music								
		B/I-INT INVESTMENTS	98.09	298.78	1,000.00	701.22	29.88	30-1511
1502	Music		98.09	298.78	1,000.00	701.22	29.88	** Function
1000	Instruction		592.24	2,725.69	3,487.00	761.31	78.17	* Function
Provision For Contingences								
Provision For Contingences								
		PERM TRANSFER FROM W/C	0.00	0.00	0.00	0.00	0.00	30-7110-1
6000	Provision For Contingences		0.00	0.00	0.00	0.00	0.00	** Function
Perm Trnf from W/C								
		ACCRUED INT ON BONDS SOL	0.00	0.00	0.00	0.00	0.00	30-7230
7120	Perm Trnf from W/C		0.00	0.00	0.00	0.00	0.00	** Function
6000	Provision For Contingences		0.00	0.00	0.00	0.00	0.00	* Function
30	Debt Service Fund or Fund Group		592.24	2,725.69	3,487.00	761.31	78.17	Fund

56

Revenue Ledger

Printed: 10/4/2019 2:14 PM
PUTNAM COUNTY CUSD #535

Transportation Fund 40								
Function	1000	Instruction						
Function	1112	Junior High						
Description			M.T.D. Revenue	Y.T.D. Revenue	Revenue Budget	Budget Balance Revenue	% of Budget	State Account Number
Instruction								
Junior High								
		FIRST PRIOR YR LEVY TRAN	1,177.05	153,806.78	269,010.00	115,203.22	57.18	40-1112
1112	Junior High		1,177.05	153,806.78	269,010.00	115,203.22	57.18	** Function
Middle-Junior High								
		1ST PRIOR YR LEVY-TORT	0.00	0.00	0.00	0.00	0.00	40-1122
1120	Middle-Junior High		0.00	0.00	0.00	0.00	0.00	** Function
Special Education Programs Pre-K								
		CORP REPLACEMNT PROP TAX	0.00	0.00	100,000.00	100,000.00	0.00	40-1230
1225	Special Education Programs Pre-K		0.00	0.00	100,000.00	100,000.00	0.00	** Function
Home Ec Occupations								
		ORPHANAGE TRANS REIMB	0.00	0.00	0.00	0.00	0.00	40-1441
1421	Home Ec Occupations		0.00	0.00	0.00	0.00	0.00	** Function
Music								
		TRANSP-INT	100,445.59	101,392.00	2,000.00	(99,392.00)	5,069.60	40-1511
1502	Music		100,445.59	101,392.00	2,000.00	(99,392.00)	5,069.60	** Function
Truants Alternative/Optional Education Programs								
		REFUND TRANSP	0.00	0.00	0.00	0.00	0.00	40-1950
		OTHER LOCAL REVENUE	0.00	5,035.67	48,000.00	42,964.33	10.49	40-1999
1922	Truants Alternative/Optional Education Programs		0.00	5,035.67	48,000.00	42,964.33	10.49	** Function
1000	Instruction		101,622.64	260,234.45	419,010.00	158,775.55	62.11	* Function
Community Services								
Custody/Child Care Serv								
		REG TRANSPORTATION AID	0.00	79,046.78	330,805.00	251,758.22	23.90	40-3500
		VOC TRANSPORTATION AID	0.00	0.00	42,000.00	42,000.00	0.00	40-3505
		SP ED TRANSPORTATION AID	0.00	52,542.66	200,312.00	147,769.34	26.23	40-3510
		OTHER STATE REVENUE	0.00	0.00	0.00	0.00	0.00	40-3511
3500	Custody/Child Care Serv		0.00	131,589.44	573,117.00	441,527.56	22.96	** Function
Nonpublic School Pupils								
		ECE TRANSPORTATION	0.00	0.00	85,783.00	85,783.00	0.00	40-3705
3700	Nonpublic School Pupils		0.00	0.00	85,783.00	85,783.00	0.00	** Function
3000	Community Services		0.00	131,589.44	658,900.00	527,310.56	19.97	* Function
Nonprogrammed Charges								
Payments Other Govt Units Out of State Transfers								

Revenue Ledger

Printed: 10/4/2019 2:14 PM
PUTNAM COUNTY CUSD #535

Transportation Fund 40							
Function	4000	Nonprogrammed Charges					
Function	4430	Payments Other Govt Units Out of State Transfers					
Description		M.T.D. Revenue	Y.T.D. Revenue	Revenue Budget	Budget Balance Revenue	% of Budget	State Account Number
		0.00	0.00	0.00	0.00	0.00	40-4857
4430	Payments Other Govt Units Out of State Transfers	0.00	0.00	0.00	0.00	0.00	** Function
4000	Nonprogrammed Charges	0.00	0.00	0.00	0.00	0.00	* Function
Provision For Contingences							
<u>Provision For Contingences</u>							
		0.00	0.00	0.00	0.00	0.00	40-7110-1
6000	Provision For Contingences	0.00	0.00	0.00	0.00	0.00	** Function
Perm Trnf from W/C							
		0.00	0.00	0.00	0.00	0.00	40-7130-1
7120	Perm Trnf from W/C	0.00	0.00	0.00	0.00	0.00	** Function
6000	Provision For Contingences	0.00	0.00	0.00	0.00	0.00	* Function
40	Transportation Fund	101,622.64	391,823.89	1,077,910.00	686,086.11	36.35	Fund

58

Revenue Ledger

Printed: 10/4/2019 2:14 PM
PUTNAM COUNTY CUSD #535

I.M.R.F./Soc. Sec. Fund 50							
Function	1000	Instruction					
Function	1112	Junior High					
Description	M.T.D. Revenue	Y.T.D. Revenue	Revenue Budget	Budget Balance Revenue	% of Budget	State Account Number	
Instruction							
Junior High							
		FIRST PRIOR YR LEVY-IMRF	37,529.16	94,260.64	99,986.00	5,725.36	94.27 50-1112
		FIRST PRIOR YR-SS	52,536.63	131,954.45	139,983.00	8,028.55	94.26 50-1112
1112	Junior High		90,065.79	226,215.09	239,969.00	13,753.91	94.27 ** Function
MUSIC							
		MEDICARE-FIRST PRIOR YR	0.00	0.00	0.00	0.00	0.00 50-1115
1115	MUSIC		0.00	0.00	0.00	0.00	0.00 ** Function
Accelerated Reading Program							
		FIRST PRIOR YR-S S	0.00	0.00	0.00	0.00	0.00 50-1150
1140	Accelerated Reading Program		0.00	0.00	0.00	0.00	0.00 ** Function
Special Education Programs Pre-K							
		CORP PERS PROP REPL TAX	0.00	0.00	160,400.00	160,400.00	0.00 50-1230
1225	Special Education Programs Pre-K		0.00	0.00	160,400.00	160,400.00	0.00 ** Function
Music							
		IMRF-INT	306.21	943.42	1,000.00	56.58	94.34 50-1511
1502	Music		306.21	943.42	1,000.00	56.58	94.34 ** Function
Truants Alternative/Optional Education Programs							
		OTHER LOCAL REVENUE	0.00	0.00	0.00	0.00	0.00 50-1999
1922	Truants Alternative/Optional Education Programs		0.00	0.00	0.00	0.00	0.00 ** Function
1000	Instruction		90,372.00	227,158.51	401,369.00	174,210.49	56.60 * Function
50	I.M.R.F./Soc. Sec. Fund		90,372.00	227,158.51	401,369.00	174,210.49	56.60 Fund

Revenue Ledger

Printed: 10/4/2019 2:14 PM
PUTNAM COUNTY CUSD #535

Capital Projects Fund or Fund Group 60								
Function	1000	Instruction						
Function	1112	Junior High						
Description			M.T.D. Revenue	Y.T.D. Revenue	Revenue Budget	Budget Balance Revenue	% of Budget	State Account Number
Instruction								
Junior High								
		FIRST PRIOR CAP PROJ	0.00	0.00	0.00	0.00	0.00	60-1112
1112	Junior High		0.00	0.00	0.00	0.00	0.00	** Function
Music								
		INTEREST-CAP PROJ	0.00	0.00	0.00	0.00	0.00	60-1511
1502	Music		0.00	0.00	0.00	0.00	0.00	** Function
Truants Alternative/Optional Education Programs								
		REFUND PRIOR YR EXP	0.00	0.00	0.00	0.00	0.00	60-1950
		OTHER LOCAL REV CAP PROJ	0.00	0.00	0.00	0.00	0.00	60-1999
1922	Truants Alternative/Optional Education Programs		0.00	0.00	0.00	0.00	0.00	** Function
1000	Instruction		0.00	0.00	0.00	0.00	0.00	* Function
Community Services								
Other Community Services								
		INFRA IMPROVE-PLAN/CONST	0.00	0.00	0.00	0.00	0.00	60-3920
3900	Other Community Services		0.00	0.00	0.00	0.00	0.00	** Function
3000	Community Services		0.00	0.00	0.00	0.00	0.00	* Function
Provision For Contingencs								
Perm Trnf from W/C								
		IEMA/CDB TRANSFER	0.00	0.00	0.00	0.00	0.00	60-7800
7120	Perm Trnf from W/C		0.00	0.00	0.00	0.00	0.00	** Function
6000	Provision For Contingencs		0.00	0.00	0.00	0.00	0.00	* Function
60	Capital Projects Fund or Fund Group		0.00	0.00	0.00	0.00	0.00	Fund

Revenue Ledger

Printed: 10/4/2019 2:14 PM
PUTNAM COUNTY CUSD #535

Working Cash Fund 70								
Function	1000	Instruction						
Function	1112	Junior High						
Description			M.T.D. Revenue	Y.T.D. Revenue	Revenue Budget	Budget Balance Revenue	% of Budget	State Account Number
Instruction								
Junior High								
		FIRST PRIOR YR WRKG CASH	294.34	38,453.52	67,263.00	28,809.48	57.17	70-1112
1112	Junior High		294.34	38,453.52	67,263.00	28,809.48	57.17	** Function
Music								
		WC-INT	29,070.71	39,279.88	10,000.00	(29,279.88)	392.80	70-1511
1502	Music		29,070.71	39,279.88	10,000.00	(29,279.88)	392.80	** Function
1000	Instruction		29,365.05	77,733.40	77,263.00	(470.40)	100.61	* Function
Provision For Contingencs								
Perm Trnf from W/C								
		PRINCIPAL ON BONDS SOLD	0.00	0.00	0.00	0.00	0.00	70-7210
7120	Perm Trnf from W/C		0.00	0.00	0.00	0.00	0.00	** Function
6000	Provision For Contingencs		0.00	0.00	0.00	0.00	0.00	* Function
70	Working Cash Fund		29,365.05	77,733.40	77,263.00	(470.40)	100.61	Fund

61

Revenue Ledger

Printed: 10/4/2019 2:14 PM
PUTNAM COUNTY CUSD #535

Tort Immunity and Judgment Fund 80							
Function	1000	Instruction					
Function	1112	Junior High					
Description	M.T.D. Revenue	Y.T.D. Revenue	Revenue Budget	Budget Balance Revenue	% of Budget	State Account Number	
Instruction							
Junior High							
		FIRST PRIOR YEAR LEVY	197,016.61	494,839.17	524,900.00	30,060.83	94.27 80-1112
1112	Junior High		197,016.61	494,839.17	524,900.00	30,060.83	94.27 ** Function
Special Education Programs Pre-K							
		CORP PERS PROP REPLCMT TAX	0.00	0.00	0.00	0.00	0.00 80-1230-1
1225	Special Education Programs Pre-K		0.00	0.00	0.00	0.00	0.00 ** Function
Music							
		TORT-INTEREST	407.10	862.56	800.00	(62.56)	107.82 80-1511
1502	Music		407.10	862.56	800.00	(62.56)	107.82 ** Function
Truants Alternative/Optional Education Programs							
		REFUND PRIOR YR EXP	0.00	0.00	0.00	0.00	0.00 80-1950
		OTHER LOCAL REVENUE	0.00	0.00	0.00	0.00	0.00 80-1999
1922	Truants Alternative/Optional Education Programs		0.00	0.00	0.00	0.00	0.00 ** Function
1000	Instruction		197,423.71	495,701.73	525,700.00	29,998.27	94.29 * Function
80	Tort Immunity and Judgment Fund		197,423.71	495,701.73	525,700.00	29,998.27	94.29 Fund

20

Revenue Ledger

Printed: 10/4/2019 2:14 PM
PUTNAM COUNTY CUSD #535

Fire Prevention/Life Safety 90								
Function	1000	Instruction						
Function	1112	Junior High						
Description			M.T.D. Revenue	Y.T.D. Revenue	Revenue Budget	Budget Balance Revenue	% of Budget	State Account Number
Instruction								
Junior High								
		FIRST PRIOR YEAR LEVY L/	25,104.17	63,263.35	67,263.00	3,999.65	94.05	90-1112
1112	Junior High		25,104.17	63,263.35	67,263.00	3,999.65	94.05	** Function
Special Education Programs Pre-K								
		L/S CORP REPL TAX	0.00	0.00	0.00	0.00	0.00	90-1230
1225	Special Education Programs Pre-K		0.00	0.00	0.00	0.00	0.00	** Function
Music								
		LS-INT ON INVESTMENTS	303.08	734.66	500.00	(234.66)	146.93	90-1511
1502	Music		303.08	734.66	500.00	(234.66)	146.93	** Function
Truants Alternative/Optional Education Programs								
		OTHER REVENUE	0.00	0.00	0.00	0.00	0.00	90-1999
1922	Truants Alternative/Optional Education Programs		0.00	0.00	0.00	0.00	0.00	** Function
1000	Instruction		25,407.25	63,998.01	67,763.00	3,764.99	94.44	* Function
Provision For Contingences								
Perm Trnf from W/C								
		TRANSFER FROM W/C	0.00	0.00	0.00	0.00	0.00	90-7120
		SALE OF BONDS	0.00	0.00	0.00	0.00	0.00	90-7210
7120	Perm Trnf from W/C		0.00	0.00	0.00	0.00	0.00	** Function
6000	Provision For Contingences		0.00	0.00	0.00	0.00	0.00	* Function
90	Fire Prevention/Life Safety		25,407.25	63,998.01	67,763.00	3,764.99	94.44	Fund
Report Total:			2,253,790.88	6,612,190.31	13,320,781.00	6,708,590.69	49.64	

Balance Sheet (by fund)

Printed: 10/4/2019 2:10 PM
 PUTNAM COUNTY CUSD #535

Account Number	Account Description	Balance Forward	Current Month	Current Balance
Fund: 10				
AP-Accrual-10	AP-Accrual for Fund 10	0.00	0.00	0.00
	Total	\$0.00	\$0.00	\$0.00
10-110-1	CASH IN BANKS	860,403.31	(42,929.07)	817,474.24
10-185-1	LONG TERM INVESTMENTS	0.00	0.00	0.00
10-111-1	IMPREST FUND	13,800.00	0.00	13,800.00
10-121-1	REGULAR INVESTMENT ED	5,158,322.92	870,089.41	6,028,412.33
10-131	PAYROLL CASH	0.00	0.00	0.00
10-199-1	EMPLOYEE COMPUTERS	0.00	0.00	0.00
10-122-1	FARNSWORTH INVESTMENT	0.00	0.00	0.00
	Total	\$6,032,526.23	\$827,160.34	\$6,859,686.57
10-457-1	Delete This Account	0.00	0.00	0.00
10-498-1	TEACHER RET 2.2	0.00	0.00	0.00
10-497-1	SUPPORT PERS. DUES	0.00	0.00	0.00
10-496-1	LOHMANS CAFE. PLAN	0.00	0.00	0.00
10-495-1	LIFE INS PAYABLE	0.00	0.00	0.00
10-493-1	MEDICARE INS. PAYABLE	0.00	0.00	0.00
10-490-1	Delete This Account	0.00	0.00	0.00
10-481-1	TEACHER RET. PAYABLE	0.00	0.00	0.00
10-460-1	DISABILITY INS. PAYABLE	0.00	0.00	0.00
10-458-1	Delete This Account	0.00	0.00	0.00
10-456-1	Delete This Account	0.00	0.00	0.00
10-455-1	Delete This Account	0.00	0.00	0.00
10-459-1	Delete This Account	0.00	0.00	0.00
10-454-1	Delete This Account	0.00	0.00	0.00
10-452-1	Delete This Account	0.00	0.00	0.00
10-411-1	LOAN TO LIFE SAFETY	0.00	0.00	0.00
10-431-1	ACCOUNTS PAYABLE	28,772.24	(28,772.24)	0.00
10-434-1	LOANS FROM WKG CASH FND	0.00	0.00	0.00
10-453-1	Delete This Account	0.00	0.00	0.00
	Total	\$28,772.24	(\$28,772.24)	\$0.00
10-706-1	NET PROFIT/LOSS	(1,702,035.38)	(798,388.10)	(2,500,423.48)
10-730-1	FUND BALANCE	(4,359,263.09)	0.00	(4,359,263.09)
	Total	(\$6,061,298.47)	(\$798,388.10)	(\$6,859,686.57)
	Total	\$0.00	\$0.00	\$0.00

Balance Sheet (by fund)

Printed: 10/4/2019 2:10 PM
PUTNAM COUNTY CUSD #535

Account Number	Account Description	Balance Forward	Current Month	Current Balance
Fund: 20				
AP-Accrual-20	AP-Accrual for Fund 20	0.00	0.00	0.00
	Total	\$0.00	\$0.00	\$0.00
20-185-1	LONG TERM INVESTMENTS	0.00	0.00	0.00
20-184-1	LAND FUND INVESTMENT	0.00	0.00	0.00
20-183-1	TREE FUND INVESTMENTS	3,639.86	9.12	3,648.98
20-131	PAYROLL CASH	0.00	0.00	0.00
20-110-1	CASH IN BANKS	186,245.56	(95,269.99)	90,975.57
20-121-1	REGULAR INVESTMENT O/M	93,045.64	260,832.86	353,878.50
	Total	\$282,931.06	\$165,571.99	\$448,503.05
20-454-1	Delete This Account	0.00	0.00	0.00
20-456-1	Delete This Account	0.00	0.00	0.00
20-457-1	Delete This Account	0.00	0.00	0.00
20-458-1	Delete This Account	0.00	0.00	0.00
20-459-1	Delete This Account	0.00	0.00	0.00
20-497-1	SUPPORT PERS. DUES	0.00	0.00	0.00
20-453-1	Delete This Account	0.00	0.00	0.00
20-481-1	ANNUITIES PAYABLE	6.79	0.00	6.79
20-451	Delete This Account	0.00	0.00	0.00
20-431-1	ACCOUNTS PAYABLE	(6.79)	0.00	(6.79)
20-452-1	Delete This Account	0.00	0.00	0.00
	Total	\$0.00	\$0.00	\$0.00
20-730-1	FUND BALANCE	(199,919.61)	0.00	(199,919.61)
20-706-1	NET PROFIT/LOSS	(83,011.45)	(165,571.99)	(248,583.44)
	Total	(\$282,931.06)	(\$165,571.99)	(\$448,503.05)
	Total	\$0.00	\$0.00	\$0.00

Balance Sheet (by fund)

Printed: 10/4/2019 2:10 PM
 PUTNAM COUNTY CUSD #535

Account Number	Account Description	Balance Forward	Current Month	Current Balance
Fund: 30				
AP-Accrual-30	AP-Accrual for Fund 30	0.00	0.00	0.00
	Total	\$0.00	\$0.00	\$0.00
30-185-1	LONG TERM INVESTMENTS	0.00	0.00	0.00
30-110-1	CASH IN BANKS	92,055.55	0.00	92,055.55
30-121-1	REGULAR INVESTMENT B/I	30,296.13	592.24	30,888.37
	Total	\$122,351.68	\$592.24	\$122,943.92
30-431-1	ACCOUNTS PAYABLE	0.00	0.00	0.00
	Total	\$0.00	\$0.00	\$0.00
30-730-1	FUND BALANCE	(120,218.23)	0.00	(120,218.23)
30-706-1	NET PROFIT/LOSS	(2,133.45)	(592.24)	(2,725.69)
	Total	(\$122,351.68)	(\$592.24)	(\$122,943.92)
	Total	\$0.00	\$0.00	\$0.00

Balance Sheet (by fund)

Printed: 10/4/2019 2:10 PM
 PUTNAM COUNTY CUSD #535

Account Number	Account Description	Balance Forward	Current Month	Current Balance
Fund: 40				
AP-Accrual-40	AP-Accrual for Fund 40	0.00	0.00	0.00
	Total	\$0.00	\$0.00	\$0.00
40-110-1	CASH IN BANKS	239,939.75	(4,447.51)	235,492.24
40-121-1	REGULAR INVESTMENT TRANS	499,034.56	101,622.64	600,657.20
40-131	PAYROLL CASH	0.00	0.00	0.00
40-185-1	LONG TERM INVESTMENTS	0.00	0.00	0.00
	Total	\$738,974.31	\$97,175.13	\$836,149.44
40-453-1	Delete This Account	0.00	0.00	0.00
40-411-1	LOANS FROM W/C	0.00	0.00	0.00
40-452-1	Delete This Account	0.00	0.00	0.00
40-454-1	Delete This Account	0.00	0.00	0.00
40-456-1	Delete This Account	0.00	0.00	0.00
40-457-1	Delete This Account	0.00	0.00	0.00
40-481-1	EMPLOYEE INCENTIVE	0.00	0.00	0.00
40-451-1	Delete This Account	0.00	0.00	0.00
40-431-1	ACCOUNTS PAYABLE	(0.05)	0.05	0.00
	Total	(\$0.05)	\$0.05	\$0.00
40-706-1	NET PROFIT/LOSS	(250,713.55)	(97,175.18)	(347,888.73)
40-730-1	FUND BALANCE	(488,260.71)	0.00	(488,260.71)
	Total	(\$738,974.26)	(\$97,175.18)	(\$836,149.44)
	Total	\$0.00	\$0.00	\$0.00

Balance Sheet (by fund)

Printed: 10/4/2019 2:10 PM
PUTNAM COUNTY CUSD #535

Account Number	Account Description	Balance Forward	Current Month	Current Balance
Fund: 50				
AP-Accrual-50	AP-Accrual for Fund 50	0.00	0.00	0.00
	Total	\$0.00	\$0.00	\$0.00
50-110-1	CASH IN BANKS	84,296.10	(28,209.98)	56,086.12
50-121-1	REGULAR INVESTMENT IMRF	409,643.86	90,372.00	500,015.86
50-185-1	IMRF-LONG TERM INVESTMEN	0.00	0.00	0.00
	Total	\$493,939.96	\$62,162.02	\$556,101.98
50-481-1	MEDICARE EMPLOYEE (10)	0.00	0.00	0.00
50-492-1	MEDICARE INS PAYABLE	0.00	0.00	0.00
50-457-1	Delete This Account	0.00	0.00	0.00
50-454-1	Delete This Account	0.00	0.00	0.00
50-431-1	ACCOUNTS PAYABLE	0.00	0.00	0.00
50-493-1	MEDICARE BOARD SHARE	0.00	0.00	0.00
	Total	\$0.00	\$0.00	\$0.00
50-730-1	FUND BALANCE	(301,163.65)	0.00	(301,163.65)
50-706-1	NET PROFIT/LOSS	(192,776.31)	(62,162.02)	(254,938.33)
	Total	(\$493,939.96)	(\$62,162.02)	(\$556,101.98)
	Total	\$0.00	\$0.00	\$0.00

Balance Sheet (by fund)

Printed: 10/4/2019 2:10 PM
 PUTNAM COUNTY CUSD #535

Account Number	Account Description	Balance Forward	Current Month	Current Balance
Fund: 60				
AP-Accrual-60	AP-Accrual for Fund 60	0.00	0.00	0.00
	Total	\$0.00	\$0.00	\$0.00
60-185-1	LONG TERM INVEST C/P	0.00	0.00	0.00
60-121-1	REG INVESTMENTS-CAP PROJ	0.00	0.00	0.00
60-110-1	CASH IN BANK-CAP PROJ	0.00	0.00	0.00
	Total	\$0.00	\$0.00	\$0.00
60-411-1	LOAN FROM W/C	0.00	0.00	0.00
60-431-1	A/P CAP PROJECTS	0.00	0.00	0.00
	Total	\$0.00	\$0.00	\$0.00
60-730-1	FUND BALANCE	0.00	0.00	0.00
60-706-1	NET PROFIT/LOSS	0.00	0.00	0.00
	Total	\$0.00	\$0.00	\$0.00
	Total	\$0.00	\$0.00	\$0.00

Balance Sheet (by fund)

Printed: 10/4/2019 2:10 PM
 PUTNAM COUNTY CUSD #535

Account Number	Account Description	Balance Forward	Current Month	Current Balance
Fund: 70				
AP-Accrual-70	AP-Accrual for Fund 70	0.00	0.00	0.00
	Total	\$0.00	\$0.00	\$0.00
70-121-1	REGULAR INVESTMENT WC	843,068.24	26,380.86	869,449.10
70-185-1	INVESTMENT LONG TERM WC	1,709,043.88	2,984.19	1,712,028.07
70-141-1	W/C INTERFUND LOANS	0.00	0.00	0.00
70-110-1	CASH IN BANKS	62,380.55	0.00	62,380.55
	Total	\$2,614,492.67	\$29,365.05	\$2,643,857.72
70-431-1	ACCOUNTS PAYABLE	0.00	0.00	0.00
70-411-1	LOANS TO LIFE SAFETY	0.00	0.00	0.00
	Total	\$0.00	\$0.00	\$0.00
70-730-1	FUND BALANCE	(2,566,124.32)	0.00	(2,566,124.32)
70-706-1	NET PROFIT/LOSS	(48,368.35)	(29,365.05)	(77,733.40)
	Total	(\$2,614,492.67)	(\$29,365.05)	(\$2,643,857.72)
	Total	\$0.00	\$0.00	\$0.00

Balance Sheet (by fund)

Printed: 10/4/2019 2:10 PM
 PUTNAM COUNTY CUSD #535

Account Number	Account Description	Balance Forward	Current Month	Current Balance
Fund: 80				
AP-Accrual-80	AP-Accrual for Fund 80	0.00	0.00	0.00
	Total	\$0.00	\$0.00	\$0.00
80-131	PAYROLL CASH	0.00	0.00	0.00
80-121-1	TORT-REG INVESTMENT	321,590.42	137,423.71	459,014.13
80-110-1	TORT-CASH IN BANKS	56,289.41	(47,667.18)	8,622.23
	Total	\$377,879.83	\$89,756.53	\$467,636.36
80-481	NON-CERT DUES	0.00	0.00	0.00
80-431-1	ACCOUNTS PAYABLE	0.00	0.00	0.00
	Total	\$0.00	\$0.00	\$0.00
80-730-1	FUND BALANCE	(134,917.08)	0.00	(134,917.08)
80-706-1	NET PROFIT/LOSS	(242,962.75)	(89,756.53)	(332,719.28)
	Total	(\$377,879.83)	(\$89,756.53)	(\$467,636.36)
	Total	\$0.00	\$0.00	\$0.00

Balance Sheet (by fund)

Printed: 10/4/2019 2:10 PM
PUTNAM COUNTY CUSD #535

Account Number	Account Description	Balance Forward	Current Month	Current Balance
Fund: 90				
AP-Accrual-90	AP-Accrual for Fund 90	0.00	0.00	0.00
	Total	\$0.00	\$0.00	\$0.00
90-185-1	LONG TERM L/S	0.00	0.00	0.00
90-121-1	REGULAR INVESTMENT L/S	157,390.10	25,407.25	182,797.35
90-110-1	CASH IN BANK-LIFE SAFETY	62,380.55	(3,433.50)	58,947.05
	Total	\$219,770.65	\$21,973.75	\$241,744.40
90-411-1	LOAN DUE TO EDUCATION	0.00	0.00	0.00
90-481-1	IL WITHHOLDING TAX PAY	0.00	0.00	0.00
90-457-1	Delete This Account	0.00	0.00	0.00
90-452-1	Delete This Account	0.00	0.00	0.00
90-412-1	LOAN DUE TO WORKING CASH	0.00	0.00	0.00
90-431-1	ACCOUNTS PAYABLE	0.00	0.00	0.00
	Total	\$0.00	\$0.00	\$0.00
90-706-1	NET PROFIT/LOSS	(38,590.76)	(21,973.75)	(60,564.51)
90-730-1	FUND BALANCE	(181,179.89)	0.00	(181,179.89)
	Total	(\$219,770.65)	(\$21,973.75)	(\$241,744.40)
	Total	\$0.00	\$0.00	\$0.00

Fund Balance Report

Printed: 10/4/2019 2:12 PM

PUTNAM COUNTY CUSD #535

Fund	Description	Month to Date		Year to Date		YTD Change	Fund Balance	
		Expense	Income	Expense	Income		Start of Year	Current
10	Education Fund	749,777.91	1,548,166.01	2,091,148.28	4,710,022.54	2,618,874.26	4,240,812.31	6,859,686.57
20	Oper, Build, & Maint Fund	95,269.99	260,841.98	394,443.10	643,026.54	248,583.44	199,919.61	448,503.05
30	Debt Service Fund or Fund Group	0.00	592.24	0.00	2,725.69	2,725.69	120,218.23	122,943.92
40	Transportation Fund	4,447.46	101,622.64	43,935.16	391,823.89	347,888.73	488,260.71	836,149.44
50	I.M.R.F./Soc. Sec. Fund	28,209.98	90,372.00	82,620.18	227,158.51	144,538.33	411,563.65	556,101.98
70	Working Cash Fund	0.00	29,365.05	0.00	77,733.40	77,733.40	2,566,124.32	2,643,857.72
80	Tort Immunity and Judgment Fund	107,667.18	197,423.71	162,982.45	495,701.73	332,719.28	134,917.08	467,636.36
90	Fire Prevention/Life Safety	3,433.50	25,407.25	3,433.50	63,998.01	60,564.51	181,179.89	241,744.40
		<u>\$988,806.02</u>	<u>\$2,253,790.88</u>	<u>\$2,778,562.67</u>	<u>\$6,612,190.31</u>	<u>\$3,833,627.64</u>	<u>\$8,342,995.80</u>	<u>\$12,176,623.44</u>

73

PCPS Activity Fund September

Beginning Balance	\$6884.78
Deposits	\$230.00
Expenditures	\$223.68
Ending Balance	\$6891.10

Deposits

9/6/19	Water, soda	\$230.00
--------	-------------	----------

Expenditures

CK#			
1023	9/05/19	Hinckley Springs Water	\$43.45
1024	9/05/19	Pepsi Soda	\$134.01
1025	9/17/19	Jalaram Trading PC Foods-juice & cookies	\$46.22

PCPS Imprest Fund September

Beginning Balance	\$1299.94
Deposits	\$143.23
Expenditures	\$165.00
Ending Balance	\$1278.17

Deposits

9/6/19 \$143.23

Expenditures

<u>CK#</u>	<u>ACCT#</u>		
689	10-1111-410-5	IAHPERD Schmitt-PE Conference	\$165.00

Total request for reimbursement \$165.00

PCES Activity Fund September 2019

Beginning Balance September 01, 2019	\$21386.20
Deposits September 2019	\$0.00
Expenditures September 2019	\$0.00
Ending Balance September 30, 2019	\$21386.20

Deposits

9/1/19	Adjustment from Audit	\$121.50
--------	-----------------------	----------

Expenditure

Total Expenditures	\$0.00
--------------------	--------

PCES Imprest Fund Report Septembert 2019

Beginning Balance September 01, 2019	\$1206.76
Balance September 30, 2019	\$1170.00
Request for reimbursement	\$330.00
Attain Maximum Balance	\$1,500.00

Deposits

9/23/19	Reimbursement from August	\$293.24
---------	---------------------------	----------

Expenditures

9/4/19 – Check#3270	IAHPERD	\$165.00
	Kyle Anderson - Epic	
9/23/19 – Check#3271	Larry Laio	\$55.00
	Ref 10-1501-319-3	
9/23/19 – Check#3272	Gary Vicini	\$55.00
	Ref 10-1501-319-3	
9/30/19 – Check#3273 - Voided		
9/30/19 – Check#3274 – Voided		
9/30/19 – Check#3275 - Voided		
9/30/19 – Check#3276	Joe Burgoni	\$55.00
	Ref 10-1501-319-3	

Total Expenditures	\$330.00
--------------------	----------

Request for reimbursement	\$330.00
---------------------------	----------

Putnam County Junior High School
 Imprest Fund
 September, 2019
 Account #010-146

Beginning Balance	\$ 10.00
Replenishment Request	<u>2,790.00</u>
Attain Maximum Balance	\$ 2,800.00
Less Expenditures	<u>1,295.00</u>
Balance	\$ 1,505.00
Replenishment Request	<u>\$ 1,295.00</u>
Attain Maximum Balance	\$ 2,800.00

<u>Check</u>	<u>Date</u>	<u>To Whom</u>	<u>Account #</u>	<u>Reason</u>	<u>Amount</u>
6185	09/09	IAHPERD		registration fee J. Carboni	115.00
6186	09/13	Fieldcrest	10-1501-319-3	official	55.00
6187	VOID				
6188	09/16	Jay Gerber	10-1501-319-3	official	60.00
6189	VOID				
6190	09/16	Pete Heidder	10-1501-319-3	official	60.00
6191	09/16	John DeFreitis	10-1501-319-3	official	60.00
6192	09/16	Joel Gerdovich	10-1501-319-3	official	60.00
6193	09/18	U. S. Postmaster	10-2310-410-6	postage	55.00
6194	VOID				
6195	09/21	Jim Heth	10-1501-319-3	official	110.00
6196	09/21	John Alexander	10-1501-319-3	official	110.00
6197	09/23	Holy Family	10-1501-640-3	tournament	75.00
6198	09/24	Jay Gerber	10-1501-319-3	official	60.00
6199	09/24	Bill Andreoni	10-1501-319-3	official	60.00
6200	09/24	Dan Wieczorek	10-1501-319-3	official	55.00
6201	09/24	Scott Schennum	10-1501-319-3	official	55.00
6202	VOID				
6203	09/25	Dan Wieczorek	10-1501-319-3	official	55.00
6204	09/25	John Alexander	10-1501-319-3	official	55.00
6205	09/30	IJAS		Fees for Science fair	75.00
6206	09/30	Dylan Martin	10-1501-319-3	official	60.00
6207	09/30	John McCauley	10-1501-319-3	official	60.00

expenditures	1,295.00
Replenishment request	1,295.00

Michael Olson, Principal

Sandra A. Troglio, Secretary

Putnam County Junior High School
 PCJH Cheerleading
 September, 2019
 Account #138-258

Beginning Balance	\$	309.23
Transfers In		<u>00.00</u>
Subtotal		309.23
Less Expenditures		<u>00.00</u>
Balance		309.23

<u>Check#</u>	<u>Date</u>	<u>To Whom</u>	<u>Reason</u>	<u>Amount</u>
---------------	-------------	----------------	---------------	---------------

 Michael Olson, Principal

 Sandra A. Troglio, Secretary

Putnam County Junior High School
 PCJH Girls Athletic Fund
 September, 2019
 Account #010-707

Beginning Balance	\$ 16,674.20
Transfers In	<u>4,141.00</u>
Subtotal	20,815.20
Less Expenditures	<u>1,548.00</u>
Balance	19,267.20

<u>Check #</u>	<u>Date</u>	<u>To Whom</u>	<u>Reason</u>	<u>Amount</u>
762	09/07	Ed Derix	official	200.00
763	09/07	Keith Dickensen	official	200.00
764	09/07	Randy Cernovich	official	250.00
765	09/07	Todd Ryan	official	250.00
766	09/23	Locker Room	shirts	648.00

Michael Olson, Principal

Sandra A. Troglia, Secretary

Putnam County Junior High School
Puma Crew
September 2019
Account #010-561

Beginning Balance	\$2063.56
Transfers In	<u>0</u>
Subtotal	\$2063.56
Less Expenditures	<u>1021.94</u>
Balance	\$ 1041.62

<u>Check #</u>	<u>Date</u>	<u>To Whom</u>	<u>Reason</u>	<u>Amount</u>
668	9/18	Pepsi	concession stand	298.73
669	9/19	Walmart	concession water	40.24
670	9/19	Cosgroves	concession candy	682.97

Emily Whitney, Advisor

Putnam County Junior High School
 PCJH Staff Soda
 September, 2019
 Account #010-650

Beginning Balance	\$ 4,724.84
Transfers In	<u>00.00</u>
Subtotal	4,724.84
Less Expenditures	<u>19.55</u>
Balance	4,705.29

<u>Check #</u>	<u>Date</u>	<u>To Whom</u>	<u>Reason</u>	<u>Amount</u>
1604	09/19	Water Store	water	19.55

 Michael Olson, Principal

 Sandra A. Troglio, Secretary

Putnam County Junior High School
Student Council
September, 2019
Account #138-096

Beginning Balance	\$ 3,393.38
Transfers In	\$ 00.00
Subtotal	\$ 3,393.38
Less Expenditures	\$ 00.00
Balance	\$ 3,393.38

<u>Check</u>	<u>Date</u>	<u>To Whom</u>	<u>Reason</u>	<u>Amount</u>
--------------	-------------	----------------	---------------	---------------

Mike Olson, Principal

Kristin Erickson, Sponsor

Putnam County Junior High School
 PCJH Activity Fund
 September, 2019

<u>Account name & #</u>	<u>Beginning Bal</u>	<u>Transfer In</u>	<u>Transfer Out</u>	<u>Ending Bal.</u>
PCJH Cheerleading 138-258	\$ 309.23	00.00	00.00	\$ 309.23
PCJH Girls Athletic 010-707	16,674.20	4,141.00	1,548.00	19,267.20
PCJH Puma Crew 010-561	2,063.56	00.00	1,021.94	1,041.62
Staff Soda 010-650	4,724.84	00.00	19.55	4,705.29
PCJH Student Council 138-096	3,393.38	00.00	00.00	3,393.38

 Michael Olson, Principal

 Sandra A. Troglia, Secretary

**Putnam County High School
General Ledger Report
Financial Report
September Report**

From Date:	9/1/2019
To Date:	9/30/2019

From Acct:	100
To Account:	604

Acct.	Account Name	Beg. Bal.	Recpt/JV	Disb/JV	Transfer	End. Bal.	YTD	
							Payable	Work Bal.
000100	Office	\$9,362.67	\$64.00	(\$469.23)	\$0.00	\$8,957.44	\$0.00	\$8,957.44
000102	Office Adjustment	\$0.03	\$0.00	\$0.00	\$0.00	\$0.03	\$0.00	\$0.03
000105	Adult Education	\$37.48	\$0.00	\$0.00	\$0.00	\$37.48	\$0.00	\$37.48
000106	AP Class	\$0.00	\$282.00	\$0.00	\$0.00	\$282.00	\$0.00	\$282.00
000110	Condolence	\$613.56	\$0.00	\$0.00	\$0.00	\$613.56	\$0.00	\$613.56
000115	PACC	\$56.53	\$589.00	(\$602.00)	\$0.00	\$43.53	\$0.00	\$43.53
000120	Baseball	\$5,399.91	\$0.00	\$0.00	\$0.00	\$5,399.91	\$0.00	\$5,399.91
000125	Girl's Softball	\$130.66	\$0.00	\$0.00	\$0.00	\$130.66	\$0.00	\$130.66
000130	PC Enterprises	\$968.24	\$0.00	\$0.00	\$0.00	\$968.24	\$0.00	\$968.24
000135	Golf	\$642.62	\$0.00	\$0.00	\$0.00	\$642.62	\$0.00	\$642.62
000137	Girls Golf	\$228.69	\$0.00	\$0.00	\$0.00	\$228.69	\$0.00	\$228.69
000140	Scholastic Bowl	\$373.63	\$0.00	\$0.00	\$0.00	\$373.63	\$0.00	\$373.63
000150	Interact Club	\$1,915.64	\$100.00	\$0.00	\$0.00	\$2,015.64	\$0.00	\$2,015.64
000155	Art	\$554.90	\$0.00	\$0.00	\$0.00	\$554.90	\$0.00	\$554.90
000200	Athletic	\$32.48	\$0.00	\$0.00	\$0.00	\$32.48	\$0.00	\$32.48
000210	Cable Club	\$1,514.67	\$0.00	\$0.00	\$0.00	\$1,514.67	\$0.00	\$1,514.67
000220	Track	\$3,510.29	\$0.00	\$0.00	\$0.00	\$3,510.29	\$0.00	\$3,510.29
000300	Journalism	\$4,749.73	\$0.00	\$0.00	\$55.00	\$4,804.73	\$0.00	\$4,804.73
000310	Oldies Club	\$106.17	\$0.00	\$0.00	\$0.00	\$106.17	\$0.00	\$106.17
000320	Girl's Basketball	\$868.95	\$0.00	\$0.00	\$0.00	\$868.95	\$0.00	\$868.95
000325	Boy's Basketball	\$1,457.88	\$0.00	\$0.00	\$0.00	\$1,457.88	\$0.00	\$1,457.88
000330	Student Council	\$1,939.31	\$92.95	(\$177.00)	\$0.00	\$1,855.26	\$0.00	\$1,855.26
000340	N.H.S.	\$1,301.97	\$57.75	(\$439.64)	\$0.00	\$920.08	\$0.00	\$920.08
000345	Scholarship	\$0.00	\$0.00	\$0.00	\$0.00	\$0.00	\$0.00	\$0.00
000350	Landscaping	\$389.64	\$3.51	\$0.00	\$0.00	\$393.15	\$0.00	\$393.15
000360	FFA	\$4,049.71	\$0.00	(\$137.00)	\$0.00	\$3,912.71	\$0.00	\$3,912.71
000365	Greenhouse Project	\$300.00	\$0.00	\$0.00	\$0.00	\$300.00	\$0.00	\$300.00
000370	Cheerleading	\$2,204.74	\$4,453.00	(\$2,148.00)	\$0.00	\$4,509.74	\$0.00	\$4,509.74
000380	Panteras	\$1,773.91	\$174.00	\$0.00	\$0.00	\$1,947.91	\$0.00	\$1,947.91
000390	Media Club	\$1,279.11	\$293.00	(\$61.94)	(\$55.00)	\$1,455.17	\$0.00	\$1,455.17
000395	Computer Club	\$333.40	\$0.00	\$0.00	\$0.00	\$333.40	\$0.00	\$333.40
000400	Tournament Athletics	\$10,557.57	\$3,735.00	(\$2,287.00)	\$0.00	\$12,005.57	\$0.00	\$12,005.57
000405	PC Graduation Rollover	\$6,071.85	\$0.00	\$0.00	\$0.00	\$6,071.85	\$0.00	\$6,071.85
000410	Thespians	\$492.77	\$0.00	\$0.00	\$0.00	\$492.77	\$0.00	\$492.77
000420	Science Club	\$481.46	\$0.00	\$0.00	\$0.00	\$481.46	\$0.00	\$481.46

**Putnam County High School
General Ledger Report
Financial Report
September Report**

From Date:	9/1/2019
To Date:	9/30/2019

From Acct:	100
To Account:	604

Acct.	Account Name	Beg. Bal.	Recpt/JV	Disb/JV	Transfer	End. Bal.	YTD	
							Payable	Work Bal.
000425	Wrestling	\$19.50	\$0.00	\$0.00	\$0.00	\$19.50	\$0.00	\$19.50
000430	Music (Band)	\$355.90	\$0.00	(\$77.09)	\$0.00	\$278.81	\$0.00	\$278.81
000440	Music (Chorus)	\$0.00	\$0.00	\$0.00	\$0.00	\$0.00	\$0.00	\$0.00
000500	Class of 2015	\$0.00	\$0.00	\$0.00	\$0.00	\$0.00	\$0.00	\$0.00
000510	Message Board	\$55.84	\$0.00	\$0.00	\$0.00	\$55.84	\$0.00	\$55.84
000513	ITP Music	\$0.00	\$150.95	\$0.00	\$0.00	\$150.95	\$0.00	\$150.95
000515	ITP Class	\$1,805.96	\$0.00	\$0.00	\$0.00	\$1,805.96	\$0.00	\$1,805.96
000520	TP Coffee Shop	\$1,415.24	\$158.00	(\$155.61)	\$0.00	\$1,417.63	\$0.00	\$1,417.63
000525	Unified PE	\$395.35	\$0.00	\$0.00	\$0.00	\$395.35	\$0.00	\$395.35
000530	Class of 2016	\$0.00	\$0.00	\$0.00	\$0.00	\$0.00	\$0.00	\$0.00
000540	Volleyball	\$3,739.73	\$3,657.00	(\$1,350.00)	\$0.00	\$6,046.73	\$0.00	\$6,046.73
000545	Concession Stand	\$168.75	\$1,590.76	(\$868.30)	\$0.00	\$891.21	\$0.00	\$891.21
000560	Class of 2010	(\$0.03)	\$0.00	\$0.00	\$0.00	(\$0.03)	\$0.00	(\$0.03)
000595	Class of 2018	\$0.00	\$0.00	\$0.00	\$0.00	\$0.00	\$0.00	\$0.00
000600	Class of 2019	\$2,037.89	\$0.00	\$0.00	\$0.00	\$2,037.89	\$0.00	\$2,037.89
000602	Class of 2020	\$3,688.02	\$0.00	\$0.00	\$0.00	\$3,688.02	\$0.00	\$3,688.02
000603	Class of 2021	\$739.92	\$0.00	(\$52.75)	\$0.00	\$687.17	\$0.00	\$687.17
000604	Class of 2022	\$1,962.61	\$0.00	\$0.00	\$0.00	\$1,962.61	\$0.00	\$1,962.61
Group Total		\$80,084.85	\$15,400.92	(\$8,825.56)	\$0.00	\$86,660.21	\$0.00	\$86,660.21
Activity Accounts Grand Total		\$80,084.85	\$15,400.92	(\$8,825.56)	\$0.00	\$86,660.21	\$0.00	\$86,660.21

I have reviewed the above ledger report and attached reports for the current month. I find them accurate and complete to the best of my knowledge.

Bookkeeper: _____ Date: ___/___/___
Principal: _____ Date: ___/___/___

IMPREST REPORT
PUTNAM COUNTY HIGH SCHOOL
 Sep-19
 Clayton Theisinger, Principal

Balance as of Aug	\$4,315.00
replenishment requested	\$1,685.00
Maximum Balance	\$6,000.00
Balance as of Setpember	\$3,820.00
Replenishment Requested	\$2,180.00

Bill Twordowski	10-1501-319-2	Volleyball Official	\$95.00
Dave Carter	10-1501-319-2	Volleyball Official	\$95.00
Bureau Valley High School	10-1501-640-2	Cross Country Invite	\$175.00
IVC High School	10-1501-640-2	Volleyball Tourn	\$135.00
Tri County Conference Dues	10-1501-640-2	Conference Dues	\$300.00
Sarah Hoffert	10-1501-319-2	Volleyball Official	\$95.00
Janel Sons	10-1501-319-2	Volleyball Official	\$95.00
LEASE	10-1113-332-2	Co Teaching workshop	\$30.00
Reed Custard High School	10-1501-640-2	Volleyball Tourn	\$225.00
Mendota High School	10-1501-640-2	Ryder Cup Gold	\$185.00
Shawn Lewis	10-1501-319-2	Volleyball Official	\$75.00
Leo Thomas	10-1501-319-2	Volleyball Official	\$75.00
Kewanee High School	10-1501-640-2	Cross Country Invite	\$50.00
St Bede Academy	10-1501-640-2	Freshman Volleyball Tourn	\$100.00
SarahHoffert	10-1501-319-2	VB Official	\$95.00
Cheryl Knirlberger	10-1501-319-2	VB Official	\$95.00
LWRB Cross County	10-1501-640-2	Cross Country Invite	\$60.00
Byron High School	10-1501-640-2	JV VB Tourney	\$200.00

SUPERINTENDENT IMPREST
SEPTEMBER 2019

BANK BALANCE	\$ 1,378.72
REPLENISHMENT REQUEST - AUGUST	\$ 590.00
IMPREST BALANCE	\$ 1,968.72
REPLENISHMENT AMOUNT REQUESTED	\$ 0.00
 BALANCE	 \$ 1,968.72

TOTAL REIMBURSEMENT	\$ 0.00
---------------------	---------

Putnam County Community Unit School District #535

Treasurer's Report September 30, 2019

	Fund 10 EDUCATION	Fund 20 O & M	Fund 30 BOND & INT	Fund 40 TRANSPORT	Fund 50 IMRF/SS	Fund 70 WORK CASH	Fund 80 TORT	Fund 90 LIFE SAFETY	Outstanding Checks	Totals
Cash Balances, Beginning of Month	6,179,693.45	282,931.06	122,351.68	738,974.26	383,539.96	2,614,492.67	377,879.83	219,770.65	-	10,919,633.56
Add: Receipts	1,548,166.01	260,841.98	592.24	101,622.64	90,372.00	29,365.05	197,423.71	25,407.25		2,253,790.88
Less: Expenditures	749,777.91	95,269.99	-	4,447.46	28,209.98	-	107,667.18	3,433.50		988,806.02
Less: Outstanding Deposits										-
Interest										-
Adjusting Entries	(118,395.00)				110,400.00					(7,995.00)
District Balances 9/30/2019	6,859,686.55	448,503.05	122,943.92	836,149.44	556,101.98	2,643,857.72	467,636.36	241,744.40	-	12,176,623.42
Add: Outstanding Checks									41,938.84	41,938.84
Reconciliation Balance 09/30/19	6,859,686.55	448,503.05	122,943.92	836,149.44	556,101.98	2,643,857.72	467,636.36	241,744.40	41,938.84	12,218,562.26

(these balances should equal Total Cash & Investments)

Bank Balances Made up of the Following Funds

NOW Accounts:										
	<u>APY</u>									
Granville Natl Bank	0.15%	595,392.08	14,904.61	-	7,696.71	-	-	-	-	617,993.40
First State Bank	0.15%	222,254.04	76,070.96	92,055.55	227,795.48	56,086.12	62,380.55	8,622.23	58,947.05	804,211.98
North Central Bank	0.00%	-	-	-	-	-	-	-	-	-
Subtotal:		817,646.12	90,975.57	92,055.55	235,492.19	56,086.12	62,380.55	8,622.23	58,947.05	1,422,205.38
Money Market Accounts:										
	<u>APY</u>									
First State Bank	1.20%	665,955.46	928.68	19,000.00	97,476.03	161,837.05	87,745.57	13,069.53	82,640.34	1,128,652.66
North Central Bank	1.51%	5,346,843.77	352,949.82	11,888.37	503,181.17	338,178.81	781,703.53	445,944.60	100,157.01	7,880,847.08
IL Fund	0.60%	14,613.10	-	-	-	-	-	-	-	14,613.10
INB	0.00%	1,000.00	-	-	-	-	-	-	-	1,000.00
Subtotal:		6,028,412.33	353,878.50	30,888.37	600,657.20	500,015.86	869,449.10	459,014.13	182,797.35	9,025,112.84
Certificates of Deposits										
First State Bank	2.52%					216,907.14				216,907.14
First State Bank	2.52%					348,610.10				348,610.10
First State Bank	2.92%					745,804.20				745,804.20
First State Bank	2.10%					400,706.63				400,706.63
Subtotal:						1,712,028.07				1,712,028.07
Tree Fund / NCB CD			3,648.98							3,648.98
Imprest Fund		13,800.00								13,800.00
TOTAL CASH & INVESTMENTS:		6,859,858.45	448,503.05	122,943.92	836,149.39	556,101.98	2,643,857.72	467,636.36	241,744.40	-
Difference		(171.90)	-	-	0.05	-	-	-	-	(171.85)
Outstanding Checks									41,938.84	41,766.99

Daniel J. Wujala 10-8-19

402 East Silverspoon Ave.
Granville, Ill. 61326




Office (815) 882-2800
Fax (815) 339-2628

Putnam County High School
Mr. Clayton J. Theisinger
Principal

BOARD REPORT: October 2019

Classroom Insights

Starting next school year (2019-2020), we will be offering a Transitional Math course in collaboration with Illinois Valley Community College. This course is part of the Post-Secondary Workforce Readiness Act and creates more fluid transitions from high school to college. Students take the course as part of their senior year and with successful completion will be guaranteed credit-bearing placement in math courses after high school graduation. The curriculum is based on authentic experiences aligned to a student's life and personal goals. Current plans include a section of this course taught by Mr. McConnell, who is pictured below helping Math 1 students analyze expressions using multiple methods:



Student Assistance Team – Update

The Student Assistance Team attended the two-day training on September 30 and October 1 at IVCC. The members returned rejuvenated and with a plethora of new ideas and strategies to assist students with barriers to learning. As a result of the training, they have renamed themselves the BAHA Team, which stands for behavior-academics-health-attendance. As indicated by this acronym, the team convenes to process referrals and develop individual plans for students encountering difficulties that prevent or impede learning. The team will be developing itself and its procedures over the next two months with plans to fully implement in January. Pending scheduling options, all staff and whole school events may be planned for January to support this new program.

World Bullying Prevention Day

Monday, October 7, 2019, was World Bullying Prevention Day, and PCHS recognized the day by wearing blue to share its support of “stomping out bullying.” The class with the most individuals wearing blue were provided donuts as part of the “Do-nut be a bully” contest.



Representative Visits

On Thursday, October 10, 2019, U.S. Rep. Adam Kinzinger visited PCHS and spoke to the entire study body. He shared a message regarding his transition into politics and civil debate, and then answered questions posed by students after his experience and current events.



On Thursday, October 17, 2019, Illinois Rep. Lance Yednock visited PCHS to visit with Mr. Theisinger as part of Illinois Principals' Association's Principal-for-a-Day event. Rep. Yednock attended the monthly Student Ambassadors Meeting, learned about new initiatives at PCHS, and toured the school.

Enrollment

Enrollment as of October 7th, 2019 is as follows:

Freshman	75
Sophomore	57
Junior	67
Senior	65
Post-Grad	3 (-1 [graduated])
Total	267



Putnam County Elementary School

*326 S. 5th St.
Hennepin, IL 61327*

*Phone Number 1-815-882-2800
Fax Number 1-815-925-7435*

October 2019 Board Report
Mrs. Courtney Balestri

Enrollment

3rd Grade = 49 (16, 16, 17) (+/-0)

4th Grade = 54 (18, 18, 18) (+1)

5th Grade = 47 (15, 15, 16) (+/-0)

Fire Prevention Week

To kick off fire prevention week, students participated in a mandatory fire drill followed by an assembly with a few of our local firemen. During the assembly, student have the ability to see a fireman in full uniform to alleviate the potential “scary” appearance in the event of an actual fire. Student were then introduced to the grade level challenge of drawing escape plans from their own homes. The winners at each grade level will earn a ride to school in a fire truck, and new this year, each family will be given a waterpark pass at Grand Bear Lodge. Winners will be announced next month!



3rd Grade Dictionaries from PC Rotary

PC Rotary members presented each 3rd grade student with the gift of a dictionary. Students enjoyed looking through their dictionaries and playing games with Mr. Carlson. Students would be given a word to look up and race to see who could find the page number the fastest. Other games included using guide words at the top of pages and finding the longest word in the dictionary. We are all very thankful for the time and generosity of the PC Rotary!



5th/6th Grade Girls Basketball

The 5th/6th grade girls basketball season is nearing the end. Coach Haage did a wonderful job teacher the girls the fundamental skills of the game and the importance of being a team player.



Fall AimswebPlus Universal Screening

All students at the elementary building participated in fall universal screening. Student completed several different measures in both reading and math. The results were then analyzed at our data meeting at the beginning of the month. Test results were used to determine individual student placement in each of our 3 tiers for both reading and math. A copy of the data has been attached to this report. I am very pleased to see the initial results. As a rule of thumb, we like to see at least 80% of our students in Tier 1 (26th – 100th percentile). Keep in mind, when you review the data, it is comprehensive for all students in the grade level. Therefore, some of the students in Tier 3 (below the 10th percentile) also include our students with IEPs.

I would also like to take this opportunity to acknowledge all of my teachers who are doing a terrific job at analyzing student data and also participate in productive data team meetings. Our RtI program at the elementary building is strong and continues to flourish with constant practice and communication among team members.

Kinder

Percentile	Initial Sound		Letter Name Fluency		
	Fall	Winter	Fall	Winter	Spring
100-26th %	23/46%		23/46%		
25-11th %	16/32%		13/26%		
10-0%	11/22%		14/28%		

	Number Naming Fluency			Quantity Total Fluency	
	Fall	Winter	Spring	Fall	Winter
100-26th %	28/57.2%			24/49%	
25-11th %	13/26.5%			16/32.7%	
10-0%	8/16.3%			9/18.3%	

1st G

	Phoneme Seg.	Letter Word/Sound Flu.	Word Reading Fluency	
	Fall	Fall	Fall	Winter
100-26th %	41/83.6%	37/74%	41/82%	
25-11th %	4/8.2%	6/12%	4/8%	
10-0%	4/8.2%	7/14%	5/10%	

	Number Compare/Fluency			Math Fact Fluency (1 c)	
	Fall	Winter	Spring	Fall	Winter
100-26th %	36/72%			41/82%	
25-11th %	6/12%			5/10%	
10-0%	8/16%			4/8%	

2nd G

	Oral Reading Fluency			Vocabulary	
	Fall	Winter	Spring	Fall	Winter
100-26th %	39/59%			49/74.2%	
25-11th %	17/25.8%			9/13.7%	
10-0%	10/15.2%			8/12.1%	

	Number Compare/Fluency			Mental Comp Fluency	
	Fall	Winter	Spring	Fall	Winter
100-26th %	41/63%			49/75.4%	
25-11th %	24/37%			9/13.8%	
10-0%	0/0%			7/10.8%	

Plus Data (K-2nd)

ergarten

Phoneme Segmentation		Letter Word Sound Fluency		Word Reading Fluency
Winter	Spring	Winter	Spring	Spring

1st grade

Concepts & Applications		Quantity Difference Fluency			
Spring	Fall	Winter	Spring	Winter	Spring
	29/59.2%				
	16/32.6%				
	4/8.2%				

2nd grade

1st grade

Oral Reading Fluency			
Spring	Fall	Winter	Spring
	34/68%		
	6/12%		
	10/20%		

digit)

Concepts & Applications		Math Fact Fluency (Tens)			
Spring	Fall	Winter	Spring	Winter	Spring
	42/84%				
	5/10%				
	3/6%				

3rd grade

Reading Comprehension

Spring	Fall	Winter	Spring
	52/75.7%		
	11/16.7%		
	5/7.6%		

1st grade

Concepts & Applications		Number Sense Fluency			
Spring	Fall	Winter	Spring	Fall	Winter
	48/73.8%			51/78.5%	
	12/18.5%			9/13.8%	
	5/7.7%			5/7.7%	

(NSF)
Spring

Percentile	Vocabulary			Reading Comprehens	
	Fall	Winter	Spring	Fall	Winter
100-26th %	44/89.8%			46/93.9%	
25-11th %	4/8.2%			2/4.1%	
10-0%	1/2%			1/2%	

	NSF			NCF-T	
	Fall	Winter	Spring	Fall	Winter
100-26th %	43/87.8%			43/87.8%	
25-11th %	5/10.2%			3/6.1%	
10-0%	1/2%			3/6.1%	

	Vocabulary			Reading Comprehens	
	Fall	Winter	Spring	Fall	Winter
100-26th %	44/83%			42/93.9%	
25-11th %	6/11.3%			2/4.1%	
10-0%	3/5.7%			1/2%	

	NSF			NCF-T	
	Fall	Winter	Spring	Fall	Winter
100-26th %	47/88.7%			46/86.8%	
25-11th %	5/9.4%			5/9.4%	
10-0%	1/1.9%			2/3.8%	

	Vocabulary			Reading Comprehens	
	Fall	Winter	Spring	Fall	Winter
100-26th %	36/76.6%			40/85.1%	
25-11th %	10/21.3%			4/8.5%	
10-0%	1/2.1%			3/6.4%	

	NSF			NCF-T	
	Fall	Winter	Spring	Fall	Winter
100-26th %	43/91.4%			41/87.2%	
25-11th %	2/4.3%			3/6.4%	
10-0%	2/4.3%			3/6.4%	

Plus Data (3rd-5th)

3rd Grade

sion		Oral Reading Fluency	
Spring	Fall	Winter	Spring
	40/81.6%		
	4/8.2%		
	5/10.2%		

		MCF		CA	
Spring	Fall	Winter	Spring	Fall	Winter
	36/91.8%			32/71.5%	
	4/8.2%			13/26.5%	
	0/0%			1/2%	

4th Grade


sion		Oral Reading Fluency		Silent Reading Fluency	
Spring	Fall	Winter	Spring	Fall	Winter
	32/60.4%			38/77.6%	
	9/17.0%			6/12.2%	
	12/22.6%			5/10.2%	

		MCF		CA	
Spring	Fall	Winter	Spring	Fall	Winter
	40/75.5%			39/73.6%	
	12/22.6%			6/11.3%	
	1/1.9%			8/15.1%	

5th Grade

sion		Oral Reading Fluency		Silent Reading Fluency	
Spring	Fall	Winter	Spring	Fall	Winter
	36/76.6%			39/89.9%	
	5/10.6%			6/12.8%	
	6/12.8%			2/4.3%	

		MCF		CA	
Spring	Fall	Winter	Spring	Fall	Winter
	41/87.3%			35/74.6%	
	5/10.6%			11/23.4%	
	1/2.1%			1/2.1%	



Spring

ncy
Spring

Spring

ncy
Spring

Spring



Where all students will learn and succeed, and all means ALL

Putnam County Junior High School

Michael Olson, Principal
olsonm@pcschoools535.org

13183 N 350th Avenue
McNabb, IL 61335

Phone-815-882-2800 opt. 3

Fax-815-882-2299

Putnam County Junior High Board Report Monday, October 21, 2019

Enrollment:

6th Grade- 56

7th Grade- 71

8th Grade- 57 (58 total- 1 student attends Safe School)

Total= 184 attending PCJH same as September 16, 2019

Student Activities

Girls Basketball

- Our 6,7,&8 Girls basketball teams are playing well and heading into the LTC Tournament and Regionals soon.

Boys Basketball

- Our 6,7,&8 Boys basketball starts on October 21st and our numbers look good
 - 6th- 14 players
 - 7th- 14 players
 - 8th-10 players

Student Council

- They are planning our Red Ribbon Week with activities to promote a healthy lifestyle

Interact

- Our Interact is meeting to discuss our projects for the year.

Curriculum Update

- Math Update- Mrs. Ellena has been working hard to incorporate and connect the skills her 8th graders are learning and using currently to the type of skills and

problem solving they will do in High School Math to illustrate how their skills will grow.

Professional Development

- Our professional development time has been spent on looking at ways we can increase homework completion, improve instructional strategies to help connect their learning opportunities to their own lives, and to continue to find ways to utilize technology.

Problem Solving

- We will be meeting once a month as a team. This will allow us to focus on the needs of our kids early and set up plans for academic, behavior, and social/emotional success.
- This is a time consuming but very important.

Fall Assessments

- We completed our Fall MAP data and are using TEAM time to go over results for each grade level and individual scores that indicate more support needed.
- We also completed our Benchmarking for Special Ed and RTI students in AIMSWEB+. We are starting the progress monitoring to see what individual areas of improvement will be identified.

Evaluations

- I am in the process of conducting Teacher Evaluations. The goal is to foster conversations about teaching, learning, curriculum and instruction to look for ways to improve and grow.

Principal Goals

- I met with Mr. Carlson and set my goals for this school year. The goals were focused on student growth and my improvement as a school leader and school climate and improvement.

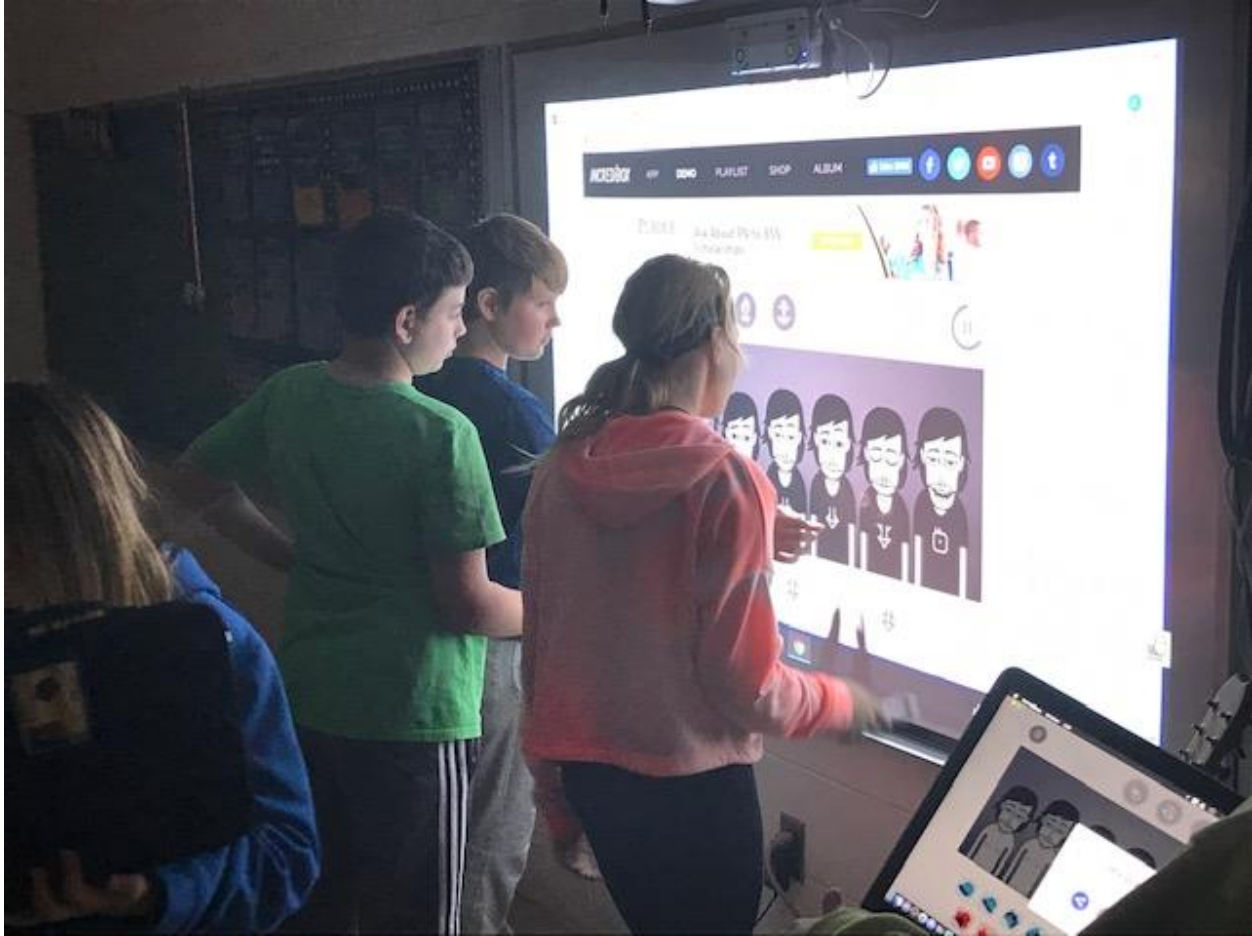
Starved Rock Team Building Trip

We went on our annual trip to Starved Rock to hike, learn about the park, conservation, and then we spent the afternoon doing team building games/activities



Career Survey

We take a career survey in 8th Grade through the Area Career Center to help our students narrow possible careers based on their interest. They then research the careers to learn more about the career, requirements, and how their education will help them.



Music Exploratory

THANKS for the support for the 3rd Music teacher. These students in Music Exploratory are using a program where they select band members and a different sound or beat for each member and then mix them into a song. They would not have been able to experience this class without the support of Mr. Carlson and the Board- Thank you very much for increasing the educational experiences of all our PC students.

Fall Concert- Great Fall Concert by PCJH Band & Chorus under Ms. Klypchak



MAP Assessment Comparative Data - PCJH

2019-2020

	Fall <u>Math</u>	Fall <u>Reading</u>	Winter <u>Math</u>	Winter <u>Reading</u>
6th Grade				
Average RIT Score	213.2	210.2		
National Norm for Grade Level RIT	217.6	211		
# of Students At or Above Norm	21/50	32/51		

	<u>Math</u>	<u>Reading</u>	<u>Math</u>	<u>Reading</u>
7th Grade				
Average RIT Score	218.7	215.2		
National Norm for Grade Level RIT	222	214		
# of Students At or Above Norm	30/61	37/65		

	<u>Math</u>	<u>Reading</u>	<u>Math</u>	<u>Reading</u>
8th Grade				
Average RIT Score	227.3	221.8		
National Norm for Grade Level RIT	226.3	217.2		
# of Students At or Above Norm	24/51	37/53		

% of Students by Level	<u>Math</u>	<u>Reading</u>	<u>Math</u>	<u>Reading</u>
6th Grade				
	High=3%	High=12%		
	HighAvg=25%	HighAvg=33%		
	Avg=28%	Avg=22%		
	Low Avg=20%	Low Avg=14%		
	Low =25%	Low =20%		

% of Students by Level	<u>Math</u>	<u>Reading</u>	<u>Math</u>	<u>Reading</u>
7th Grade				
	High=3%	High=18%		
	HighAvg=25%	HighAvg=25%		
	Avg=28%	Avg=20%		
	Low Avg=20%	Low Avg=18%		
	Low =25%	Low =18%		

% of Students by Level	<u>Math</u>	<u>Reading</u>	<u>Math</u>	<u>Reading</u>
8th Grade				
	High=8%	High=23%		
	HighAvg=22%	HighAvg=26%		
	Avg=39%	Avg=34%		
	Low Avg=27%	Low Avg=11%		
	Low =4%	Low =6%		

AIMSWEB +

Fall 2019

6th Grade Math

6th Grade Reading

Tier 1- 67%	Tier 1 0%
Tier 2-33%	Tier 2-100%
Tier 3-0%	Tier 3-0%

7th Grade Math

7th Grade Reading

Tier 1-0%	Tier 1-67%
Tier 2-14%	Tier 2-32%
Tier 3-68%	Tier 3-0%

8th Grade Math

8th Grade Reading

Tier 1-0%	Tier 1-50%
Tier 2-67%	Tier 2-50%
Tier 3-33%	Tier 3-0%

)



Spring
Math

Spring
Reading



Math

Reading



Math

Reading



Math

Reading



Math

Reading



Math

Reading



October Board Report

PRINCIPAL: RONDA CROSS

PCPS Enrollment:

PreK - 80

K - 50

1 - 50

2 - 68

TOTAL: 248 PCPS Students

CALENDAR EVENTS:

- **Oct. 31 Halloween Parade**
- **Nov. 2 1st Trimester Ends**
- **Nov. 6 Early Dismissal: Report Card Prep/Team**
- **Nov. 7 1st Trimester Assembly for Students**
- **Nov. 8 Report Card Distribution**
- **Nov. 9 1st Trimester Report Cards Distributed**
- **Nov. 11 Veteran's Day Program (10:00)**
- **Nov. 13 World Kindness Day!**
- **Nov. 14 Family Reading Night (5-7:00)**

AIMSweb Plus Benchmarking:

The AIMSweb benchmarking data for Kindergarten through 5th grade is located within your Board packet. This data will serve as our baseline for the school year. Teachers will have two more benchmarks they perform with students and adjust their curriculum or support services for students through Response to Intervention (RtI). Students that are in Tier II support will be progress monitored every other week and students that are in Tier III will be progress monitored every week. Our next data team meeting to discuss students and their progress is on November 20th during the early dismissal.

Fire Prevention and Safety Week

Students had a fantastic time with the Granville Fire Department guys! They did a thorough job of showing students equipment and hearing sounds that their equipment can make to reduce the fear this aged student has of equipment and sounds.



Explorers of the Week!



Finley Judd – Preschool



Rickie Manfredini - Preschool



Collette Gapinski – Preschool



Timothy Conroy - Kindergarten



Jolene Poole – 2nd Grade



Bella Sondgeroth – 2nd Grade



Jacob Borri – 1st Grade



Lucus Buettner – 1st Grade



Colton Robison – Kindergarten



Brooklyn Elliott – 1st Grade



Jaxx Harden – 2nd Grade



Anahi Avila – 2nd Grade



Mrs. Main – School Nurse

Kinder

Percentile	Initial Sound		Letter Name Fluency		
	Fall	Winter	Fall	Winter	Spring
100-26th %	23/46%		23/46%		
25-11th %	16/32%		13/26%		
10-0%	11/22%		14/28%		

	Number Naming Fluency			Quantity Total Fluency	
	Fall	Winter	Spring	Fall	Winter
100-26th %	28/57.2%			24/49%	
25-11th %	13/26.5%			16/32.7%	
10-0%	8/16.3%			9/18.3%	

1st G

	Phoneme Seg.	Letter Word/Sound Flu.	Word Reading Fluency	
	Fall	Fall	Fall	Winter
100-26th %	41/83.6%	37/74%	41/82%	
25-11th %	4/8.2%	6/12%	4/8%	
10-0%	4/8.2%	7/14%	5/10%	

	Number Compare/Fluency			Math Fact Fluency (1 c)	
	Fall	Winter	Spring	Fall	Winter
100-26th %	36/72%			41/82%	
25-11th %	6/12%			5/10%	
10-0%	8/16%			4/8%	

2nd G

	Oral Reading Fluency			Vocabulary	
	Fall	Winter	Spring	Fall	Winter
100-26th %	39/59%			49/74.2%	
25-11th %	17/25.8%			9/13.7%	
10-0%	10/15.2%			8/12.1%	

	Number Compare/Fluency			Mental Comp Fluency	
	Fall	Winter	Spring	Fall	Winter
100-26th %	41/63%			49/75.4%	
25-11th %	24/37%			9/13.8%	
10-0%	0/0%			7/10.8%	

Plus Data (K-2nd)

ergarten

Phoneme Segmentation		Letter Word Sound Fluency		Word Reading Fluency
Winter	Spring	Winter	Spring	Spring

1st grade

Concepts & Applications		Quantity Difference Fluency			
Spring	Fall	Winter	Spring	Winter	Spring
	29/59.2%				
	16/32.6%				
	4/8.2%				

2nd grade

Oral Reading Fluency			
Spring	Fall	Winter	Spring
	34/68%		
	6/12%		
	10/20%		

3rd grade

Concepts & Applications		Math Fact Fluency (Tens)			
Spring	Fall	Winter	Spring	Winter	Spring
	42/84%				
	5/10%				
	3/6%				

4th grade

Reading Comprehension			
Spring	Fall	Winter	Spring
	52/75.7%		
	11/16.7%		
	5/7.6%		

Concepts & Applications		Number Sense Fluency			
Spring	Fall	Winter	Spring	Fall	Winter
	48/73.8%			51/78.5%	
	12/18.5%			9/13.8%	
	5/7.7%			5/7.7%	

(NSF)
Spring

Percentile	Vocabulary			Reading Comprehens	
	Fall	Winter	Spring	Fall	Winter
100-26th %	44/89.8%			46/93.9%	
25-11th %	4/8.2%			2/4.1%	
10-0%	1/2%			1/2%	

	NSF			NCF-T	
	Fall	Winter	Spring	Fall	Winter
100-26th %	43/87.8%			43/87.8%	
25-11th %	5/10.2%			3/6.1%	
10-0%	1/2%			3/6.1%	

	Vocabulary			Reading Comprehens	
	Fall	Winter	Spring	Fall	Winter
100-26th %	44/83%			42/93.9%	
25-11th %	6/11.3%			2/4.1%	
10-0%	3/5.7%			1/2%	

	NSF			NCF-T	
	Fall	Winter	Spring	Fall	Winter
100-26th %	47/88.7%			46/86.8%	
25-11th %	5/9.4%			5/9.4%	
10-0%	1/1.9%			2/3.8%	

	Vocabulary			Reading Comprehens	
	Fall	Winter	Spring	Fall	Winter
100-26th %	36/76.6%			40/85.1%	
25-11th %	10/21.3%			4/8.5%	
10-0%	1/2.1%			3/6.4%	

	NSF			NCF-T	
	Fall	Winter	Spring	Fall	Winter
100-26th %	43/91.4%			41/87.2%	
25-11th %	2/4.3%			3/6.4%	
10-0%	2/4.3%			3/6.4%	

Plus Data (3rd-5th)

3rd Grade

sion		Oral Reading Fluency	
Spring	Fall	Winter	Spring
	40/81.6%		
	4/8.2%		
	5/10.2%		

		MCF		CA	
Spring	Fall	Winter	Spring	Fall	Winter
	36/91.8%			32/71.5%	
	4/8.2%			13/26.5%	
	0/0%			1/2%	

4th Grade


sion		Oral Reading Fluency		Silent Reading Fluency	
Spring	Fall	Winter	Spring	Fall	Winter
	32/60.4%			38/77.6%	
	9/17.0%			6/12.2%	
	12/22.6%			5/10.2%	

		MCF		CA	
Spring	Fall	Winter	Spring	Fall	Winter
	40/75.5%			39/73.6%	
	12/22.6%			6/11.3%	
	1/1.9%			8/15.1%	

5th Grade

sion		Oral Reading Fluency		Silent Reading Fluency	
Spring	Fall	Winter	Spring	Fall	Winter
	36/76.6%			39/89.9%	
	5/10.6%			6/12.8%	
	6/12.8%			2/4.3%	

		MCF		CA	
Spring	Fall	Winter	Spring	Fall	Winter
	41/87.3%			35/74.6%	
	5/10.6%			11/23.4%	
	1/2.1%			1/2.1%	



Spring

ncy
Spring

Spring

ncy
Spring

Spring

State Funding Update 10/21/19

The state still owes in the following categories

The District did receive payment for the 4th quarter categorical sections for fiscal year 2018.

The state still owes in fiscal year 2019

Special Education	\$31,017.80
Transportation	\$129,139.29
Preschool For All	\$43, 800.00
<u>Driver's Ed</u>	<u>\$2,622.95</u>
	\$206,580.04

EIS Administrator and Teacher Salary and Benefits Report - School Year 2019

10/16/2019 3:03 pm

Putnam County CUSD 535 400 E Silverspoon Ave, Granville, IL 61326 350785350260000

Selection Criteria: (Employer) Employees = All

Name	Position	Base Salary	FTE	Vacation	Sick	Bonuses	Annuities	Retirement	Other
				Days	Days			Enhancements	Benefits
ALLEMAN, DIANNE E	200-Teacher	\$53,425.76	1.00	0	15	\$0.00	\$0.00	\$5,283.86	\$2,383.33
ANDERSON, KYLE S	200-Teacher	\$45,290.00	1.00	0	15	\$0.00	\$0.00	\$4,479.23	\$2,020.40
Balestri, Courtney A	103-Principal	\$77,538.11	1.00	0	15	\$0.00	\$0.00	\$7,668.60	\$3,573.98
Bell, Amy L	200-Teacher	\$49,495.00	1.00	0	15	\$0.00	\$0.00	\$4,895.11	\$11,101.04
Bernardoni, Patricia S	250-Special Education Teacher	\$43,760.00	1.00	0	15	\$0.00	\$0.00	\$4,327.91	\$2,018.59
BOUDREAU, REBECCA L	200-Teacher	\$49,690.00	1.00	0	15	\$0.00	\$0.00	\$4,914.39	\$9,483.92
BUSH, ASHLEY A	200-Teacher	\$35,940.00	1.00	0	15	\$0.00	\$0.00	\$3,554.51	\$576.51
CARBONI, AMY JO	200-Teacher	\$53,383.92	1.00	0	15	\$0.00	\$0.00	\$5,279.73	\$9,068.60
CARBONI, JAMES R	200-Teacher	\$52,400.00	1.00	0	15	\$0.00	\$0.00	\$5,182.42	\$9,024.70
Carlson, Carl B	100-District Superintendent	\$109,670.40	1.00	18	15	\$0.00	\$0.00	\$10,846.52	\$31,136.65
CHERAVATTA, ABBY L	200-Teacher	\$37,575.02	1.00	0	15	\$0.00	\$0.00	\$3,716.21	\$8,920.60
CROSS, RONDA J	103-Principal	\$98,400.90	1.00	0	15	\$0.00	\$0.00	\$9,731.95	\$12,787.62
CURRY, JOSHUA ANDREW	200-Teacher	\$44,100.00	1.00	0	15	\$0.00	\$0.00	\$4,361.54	\$8,654.44
Danekas, Carrie A	250-Special Education Teacher	\$48,660.00	1.00	0	15	\$0.00	\$0.00	\$4,812.53	\$13,257.86
DOWNEY, ANNE M	200-Teacher	\$44,807.00	1.00	0	15	\$0.00	\$0.00	\$4,431.46	\$2,833.43
DUDEK, JENNIFER L	200-Teacher	\$55,300.00	1.00	0	15	\$0.00	\$0.00	\$5,469.23	\$2,466.94
Edens, Michelle L	200-Teacher	\$50,380.00	1.00	0	15	\$0.00	\$0.00	\$4,982.64	\$8,614.66
Ellena, Maricille J	200-Teacher	\$40,420.00	1.00	0	15	\$0.00	\$0.00	\$3,997.58	\$10,490.20
ENGLAND, KIMBERLY K	200-Teacher	\$52,392.59	1.00	0	15	\$0.00	\$0.00	\$5,181.68	\$9,024.38
Erickson, Kristin A	250-Special Education Teacher	\$42,460.00	1.00	0	15	\$0.00	\$0.00	\$4,199.34	\$8,814.69
Erickson, Michelle L	250-Special Education Teacher	\$37,010.00	1.00	0	15	\$0.00	\$0.00	\$3,660.33	\$8,338.16
FRUND, MONICA M	200-Teacher	\$41,930.00	1.00	0	15	\$0.00	\$0.00	\$4,146.92	\$1,936.97
Gerling, Jacqueline S	250-Special Education Teacher	\$53,415.50	1.00	0	15	\$0.00	\$0.00	\$5,282.85	\$9,070.01
GIMBAL, MATTHEW J	200-Teacher	\$39,120.00	1.00	0	15	\$0.00	\$0.00	\$3,869.01	\$11,428.73
GOETZ, JODIE L	250-Special Education Teacher	\$47,092.00	1.00	0	15	\$0.00	\$0.00	\$4,657.45	\$2,167.24
HALL, JOSIE	200-Teacher	\$49,700.00	1.00	0	15	\$0.00	\$0.00	\$4,915.38	\$9,401.46
HANNON, JENNIFER CORTNY	200-Teacher	\$50,886.70	1.00	0	15	\$0.00	\$0.00	\$5,032.75	\$11,537.22
Heiser, Angela M	200-Teacher	\$42,495.00	1.00	0	15	\$0.00	\$0.00	\$4,202.80	\$8,582.85
HEISER, JOHN A	200-Teacher	\$57,216.00	1.00	0	15	\$0.00	\$0.00	\$5,658.72	\$9,239.56
HENDERSON, MARY	200-Teacher	\$63,680.00	1.00	0	15	\$0.00	\$0.00	\$6,298.02	\$12,107.93

Name	Position	Base Salary	FTE	Vacation	Sick	Bonuses	Annuities	Retirement	Other
				Days	Days			Enhancements	Benefits
HIMELICK, MORGAN E	200-Teacher	\$38,198.00	1.00	0	15	\$0.00	\$0.00	\$3,777.82	\$8,391.16
HULSTROM, NATALIE H	200-Teacher	\$56,087.14	1.00	0	15	\$0.00	\$0.00	\$5,547.08	\$65,356.76
IBARRA, JENNIFER A	200-Teacher	\$55,260.00	1.00	0	15	\$0.00	\$0.00	\$5,465.27	\$2,531.61
JALLEY, KIMBERLY A	200-Teacher	\$36,980.00	1.00	0	15	\$0.00	\$0.00	\$3,657.36	\$7,718.58
KUEHN, BETH	250-Special Education Teacher	\$50,110.00	1.00	0	15	\$0.00	\$0.00	\$4,955.93	\$12,037.89
KUNKEL, JAMIE J	200-Teacher	\$42,140.00	1.00	0	15	\$0.00	\$0.00	\$4,167.69	\$9,147.11
LADAGE, ANITA L	200-Teacher	\$48,405.00	1.00	0	15	\$0.00	\$0.00	\$4,787.31	\$2,159.36
Lasik, Jennifer M	201-Reading Teacher	\$34,970.00	1.00	0	15	\$0.00	\$0.00	\$3,458.57	\$5,345.24
Lenkaitis, Helen L	202-Bilingual Education Teacher	\$50,065.00	1.00	0	15	\$0.00	\$0.00	\$4,951.48	\$8,920.55
LENKAITIS, JESSICA L	200-Teacher	\$41,645.40	1.00	0	15	\$0.00	\$0.00	\$4,118.78	\$7,941.09
Louis, Wendy E	250-Special Education Teacher	\$58,329.00	1.00	0	15	\$0.00	\$0.00	\$5,768.80	\$12,522.60
LUCAS, MARY E	200-Teacher	\$53,140.00	1.00	0	15	\$0.00	\$0.00	\$5,255.60	\$14,637.74
Masini, Eric	200-Teacher	\$34,845.00	1.00	0	15	\$0.00	\$0.00	\$3,446.21	\$1,554.44
MCCONNELL, CHARLES A	200-Teacher	\$63,636.66	1.00	0	15	\$0.00	\$0.00	\$6,293.73	\$9,525.98
MCCURRY, KELLY A	200-Teacher	\$38,470.55	1.00	0	15	\$0.00	\$0.00	\$3,804.78	\$8,335.86
McNelis, Susan A	152-Special Education Director	\$82,000.00	1.00	0	15	\$0.00	\$0.00	\$8,109.89	\$11,225.34
MEYER, COREY D	200-Teacher	\$53,600.00	1.00	0	15	\$0.00	\$0.00	\$5,300.96	\$11,658.21
Murray, Michelle	200-Teacher	\$34,850.00	1.00	0	15	\$0.00	\$0.00	\$3,446.70	\$8,291.78
MYERS, DAVID N	200-Teacher	\$70,662.24	1.00	0	15	\$0.00	\$0.00	\$6,988.57	\$11,413.15
NSAUMAN, JOSHUA T	200-Teacher	\$51,460.00	1.00	0	15	\$0.00	\$0.00	\$5,089.45	\$2,362.09
NEWSOME, CHRISTOPHER D	104-Assistant Principal	\$73,477.14	1.00	0	15	\$0.00	\$0.00	\$7,266.97	\$29,504.16
OLSON, LYNETTE M	200-Teacher	\$56,461.00	1.00	0	15	\$0.00	\$0.00	\$5,584.04	\$14,785.88
OLSON, MICHAEL S	103-Principal	\$80,545.06	1.00	0	15	\$0.00	\$0.00	\$7,965.99	\$29,837.38
Ossola, Janice E	250-Special Education Teacher	\$54,690.00	1.00	0	15	\$0.00	\$0.00	\$5,408.90	\$9,113.03
PETERSON, VALERIE A	200-Teacher	\$59,340.00	1.00	0	15	\$0.00	\$0.00	\$5,868.79	\$22,164.31
RODRIGUEZ, CARMELA	200-Teacher	\$52,690.00	1.00	0	15	\$0.00	\$0.00	\$5,211.10	\$10,717.63
RUTHERFORD, KARA KAY	250-Special Education Teacher	\$41,160.00	1.00	0	15	\$0.00	\$0.00	\$4,070.77	\$1,836.15
SALE, JARED	200-Teacher	\$52,175.00	1.00	0	15	\$0.00	\$0.00	\$5,160.16	\$9,014.67
SCHMITT, RYAN M	200-Teacher	\$34,880.00	1.00	0	15	\$0.00	\$0.00	\$3,449.69	\$8,243.14
SCHULTZ, AMY L	200-Teacher	\$58,450.00	1.00	0	15	\$0.00	\$0.00	\$5,780.77	\$11,085.58
SERAFINI, ANGELA	200-Teacher	\$37,375.00	1.00	0	15	\$0.00	\$0.00	\$3,696.43	\$8,354.45
Sienza, Kristopher J	200-Teacher	\$48,807.75	1.00	0	15	\$0.00	\$0.00	\$4,827.14	\$8,864.47
SLINGSBY, JOHN	200-Teacher	\$58,203.86	1.00	0	15	\$0.00	\$0.00	\$5,756.46	\$8,963.68
Smith, Jennifer S	201-Reading Teacher	\$51,960.00	1.00	0	15	\$0.00	\$0.00	\$5,138.90	\$11,238.40
SOBKOWIAK, KATIE	200-Teacher	\$49,540.00	1.00	0	15	\$0.00	\$0.00	\$4,899.56	\$9,410.76
STEWART, ALISA Y	200-Teacher	\$41,323.70	1.00	0	15	\$0.00	\$0.00	\$4,086.96	\$1,843.46
STRAUGHN, CHELSI L	200-Teacher	\$47,250.00	1.00	0	15	\$0.00	\$0.00	\$4,673.08	\$8,794.97
Theisinger, Clayton J	103-Principal	\$87,736.32	1.00	0	15	\$0.00	\$0.00	\$8,677.21	\$29,522.84

Name	Position	Base Salary	FTE	Vacation	Sick	Bonuses	Annuities	Retirement	Other
				Days	Days			Enhancements	Benefits
VIPOND, JIM E	200-Teacher	\$61,707.60	1.00	0	15	\$0.00	\$0.00	\$6,102.95	\$15,019.94
WALKER, CHRIS	200-Teacher	\$65,773.00	1.00	0	15	\$0.00	\$0.00	\$6,505.02	\$14,238.64
WARD, DEBORAH K	200-Teacher	\$58,120.00	1.00	0	15	\$0.00	\$0.00	\$5,748.13	\$9,345.54
Weinzierl, Hannah	200-Teacher	\$49,928.24	1.00	0	15	\$0.00	\$0.00	\$4,937.96	\$8,914.44
Whiteside, Caroline	200-Teacher	\$36,126.00	1.00	0	15	\$0.00	\$0.00	\$3,572.90	\$1,611.59
Whitney, Emily	200-Teacher	\$35,800.00	1.00	0	15	\$0.00	\$0.00	\$3,540.66	\$8,284.18
Wiesbrock, Hailee A	200-Teacher	\$37,097.81	1.00	0	15	\$0.00	\$0.00	\$3,669.01	\$3,777.34
ZAVADA, BETHANY M	200-Teacher	\$47,671.15	1.00	0	15	\$0.00	\$0.00	\$4,714.73	\$9,047.16
ZIELINSKI, KEARSTEN	250-Special Education Teacher	\$38,170.90	1.00	0	15	\$0.00	\$0.00	\$3,775.14	\$553.48

Totals

Distinct Employee Count: 77	Distinct Positions Count: 77	Total Positions Count: 77	Vacation Days: 18	Sick Days: 1155
Base Salary: \$3,978,947.42	Bonuses: \$0.00	Annuities: \$0.00	Retirement Enhancements: \$393,522.07	Other Benefits: \$775,226.48

Recommendation to Approve the Administrator and Teacher Salary and Benefits Report (ATSB Report)

Rationale

- Annually, for Compliance Purposes with the state, the Board of Education must formally approve the Administrator and Teacher Salary and Benefit Report. Upon formal approval, the report is posted on the School District Website for public access as required.

District Goal

Maintain Fiscal responsibility and promote communication with various stakeholders

As Superintendent, I recommend to approve adding a provider to current Pen Serve Plan for 403b plans

Rationale

- It is the recommendation to approve adding AXA Advisors LLC to our Pen Serve Plan, which is our third party provider for 403b plans. We have some newer staff members that in our district this year that have already established a history with this company. This just requires formal board action to approve adding them to our list. This will allow those staff members to continue with uninterrupted coverage that they have already established.

District Goal

Maintain fiscal responsibility while meeting the needs of district employees

PUTNAM COUNTY CUSD #535
BOARD OF EDUCATION EXECUTIVE SESSION AGENDA
October 21, 2019
6:30 p.m.

- I. Hires:
 - Maricille Ellena – PCJH Scholastic Bowl Coach
 - Jon Husser – from 5th Grade Boys Basketball Coach to 6th Grade Coach
 - AJ Foster – 7th Grade Boys Basketball Coach

- II. School Safety – School Resource Officer



Where all students will learn and succeed, and all means ALL

Putnam County Junior High School

Michael Olson, PCJH Principal

**Recommendation to Hire for
2019-2020 School Year**

- **Maricille Ellena, PCJH Math Teacher, as Scholastic Bowl Coach for PCJH.**
- **Jon Husser will move from 5th Grade Boys Basketball Coach to 6th Grade Boys Basketball Coach.**

Mon, Sep 16, 12:17
PM

Jon Husser

to me

Mike,

My apologies for the delay in response. Yes, I am interested in coaching 6th grade boys basketball this year. I would hate to see the boys miss the opportunity this year.

Jon Husser

Mike, I am interested in the Scholastic Bowl position for Junior High Scholastic Bowl.

Thanks,
Maricille



Goetz, Megan <goetzm@pcschoools535.org>

7th Boys Basketball

2 messages

Olson, Mike <olsonm@pcschoools535.org>

Fri, Oct 18, 2019 at 10:16 AM

To: Megan Goetz <goetzm@pcschoools535.org>, Carl Carlson <carlsonc@pcschoools535.org>

Megan can I add AJ Foster to be hired as 7th Grade Boys Bsketball Coach,

here is his info:

I'm dedicated to helping this program build and be even stronger! I have played basketball ever since I was really little and have grown up around the game with my dad being a former basketball coach. I have helped run numerous summer camps and I have attended a couple coaches clinics with my dad. I currently work for Dunhams Sports in Peru, and attend school at IVCC and am on scholarship for Golf. **AJ Foster**

AJ is in process of completing his IESA Concussion Testing and IHSA Coaching Class.

--

Michael S. Olson
Principal
Putnam County Junior High School
Phone:815-882-2800 opt. 3
Fax:815-882-2299
www.pcschoools535.org

Goetz, Megan <goetzm@pcschoools535.org>

Fri, Oct 18, 2019 at 10:19 AM

To: "Olson, Mike" <olsonm@pcschoools535.org>

Cc: Carl Carlson <carlsonc@pcschoools535.org>

Yes!

[Quoted text hidden]

--

Megan Goetz
Administrative Assistant Student Services
Secretary to the Board of Education
Putnam County Schools #535
815-882-2800 Opt. 8