

PUTNAM COUNTY CUSD #535
BOARD OF EDUCATION MEETING AGENDA
PUTNAM COUNTY PRIMARY SCHOOL - MEDIA CENTER
September 18, 2017
6:30 PM

“WHERE ALL STUDENTS WILL LEARN AND SUCCEED AND ALL MEANS **ALL**”

DISTRICT GOALS:

Demonstrate increased academic achievement for all students.
Improve communications among all stakeholders in the Putnam County School District and communities.
Maintain strong fiscal responsibility in the Putnam County School District.

I. CALL TO ORDER	
II. PLEDGE OF ALLEGIANCE	
III. ROLL CALL	
IV. ADJUSTMENTS TO THE AGENDA	
V. AUDIENCE PARTICIPATION/HEARING OF DELEGATIONS	
VI. CORRESPONDENCE	
VII. CONSENT AGENDA	
A. Approve August 21, 2017 Regular and Executive Session Minutes	3
B. Approve District Bills	7
C. Approve Financial Reports	25
D. Approve Treasurer's Report	92
E. Approve Resolution for Eureka Savings Bank	93
VIII. REPORTS, UPDATES AND INFORMATIONAL ITEMS	
A. Principals' Reports	95
B. Superintendent's Report	
1. State Funding	110
2. Investment Update - update will be provided in October	
3. Transportation Update - update will be provided in October	
C. Committee Reports (none)	
IX. OLD BUSINESS	
A. Approve 17/18 Budget (action)	111
B. Board secretary position	
X. NEW BUSINESS	
A. FOIA requests	142

B. Approve PRESS Plus Issue 95, July 2017 (action)	144
XI. EXECUTIVE SESSION FOR THE APPOINTMENT, EMPLOYMENT, COMPENSATION, DISCIPLINE, PERFORMANCE, OR DISMISSAL OF SPECIFIC EMPLOYEES OF THE DISTRICT.	163
XII. ACTION ITEMS FOLLOWING EXECUTIVE SESSION	
A. Resignations (action)	
B. Hires (action)	
C. Student petition for course load (action)	
D. Release Executive Session minutes of 1/17/17, 2/21/17, 3/20/17, 4/20/17, 4/24/17, 5/1/17, 5/15/17, 6/1/17, 6/19/17, 6/22/17, 7/17/17 (action)	
XIII. ADJOURNMENT	

Putnam County Community Unit School District #535
400 E Silverspoon Ave
Granville, Illinois 61326

Board of Education
Regular Meeting
6:30 p.m., August 21, 2017
Media Center Putnam County Primary School

President Mr. Gibson called the meeting to order at 6:30 p.m. CALL TO ORDER

The meeting continued with the Pledge of Allegiance. PLEDGE OF ALLEGIANCE

The following members were present to answer roll call: Mrs. Baker, aye; Mr. Copeland, aye; Mr. Gibson, aye; Mr. Mallery, aye; and Mrs. Shore, aye. Mrs. Popurella was absent. Ms. Glenn entered the meeting at 6:38 p.m. ROLL CALL

The hiring of Board Treasurer as well as the Board Secretary position discussion was moved to Old Business. Board member vacancy was added to the Executive Session agenda. ADJUSTMENTS TO THE AGENDA

Mr. Mark Schneider from Brennan & Stuart Insurance in LaSalle, IL presented information to the board regarding the Prairie State Insurance Cooperative. AUDIENCE PARTICIPATION/ HEARING OF DELEGATIONS

1 item of correspondence was presented to the board. CORRESPONDENCE

Mr. Copeland moved and Mrs. Baker seconded the motion to approve the consent agenda: regular and executive session minutes of July 2017; bills for August 2017; financial reports for July 2017; Treasurer's Report for July 2017; Administrator and Teacher Salary and Benefits report for 2016-2017. All ayes, motion carried. CONSENT AGENDA

The principals' reports are on BoardBook. Mr. Theisinger gave a brief report of Freshman on Track. PRINCIPALS' REPORTS

Transportation report: the first week of school transportation was very smooth despite a few transfer issues. In addition, the anticipated transportation costs reduction (yellow mini bus) will no longer occur due to student needs. SUPERINTENDENT REPORT

There was no investment update.

State funding update: No mechanism has been approved by the state to release funds to schools; this has created a critical situation for all Illinois school districts. Mr. Carlson is staying abreast of the situation and will report any significant news to the board as it becomes available.

Tentative enrollment: Mr. Carlson reported the good news that overall enrollment is up by approximately 25 students.

There was 1 FOIA request from Onvia regarding vendor contracts. OLD BUSINESS

The Liberty Mutual Insurance summary is available on BoardBook.

Mrs. Shore moved and Ms. Glenn seconded the motion to hire Mr. Daniel J. Wujek as Board of Education Treasurer. On roll call the members voted as follows: Mrs. Baker,

aye; Mr. Copeland, aye; Mr. Gibson, aye; Ms. Glenn, aye; Mr. Mallery, aye; and Mrs. Shore, aye. Motion carried.

OLD BUSINESS cont.

Mr. Carlson reported that he has not completed the 4th interview for the BOE Secretary position due to an illness and scheduling conflicts of the interviewee. Once the interviews are conducted Mr. Carlson will report back to the board; a recommendation is anticipated at next month's meeting.

Mr. Theisinger reported on the high school student board proposal; several questions were asked by board members with discussion following regarding the make-up of the board. Mr. Copeland moved and Mrs. Shore seconded the motion to accept the high school student board proposal including a diverse group of students. All ayes, motion carried.

NEW BUSINESS

The tentative budget was discussed with projected expenditures and revenues reported by Superintendent Carlson: 2017-2018 tentative revenue of \$11.2 million compared to \$11.0 million in 2016-2017; 2017-2018 tentative expenditures of \$12.2 million compared to \$12.998 in 2016-2017. Mr. Carlson reported that the tentative budget is a flexible document and changes will occur within it prior to the final presentation at September's meeting. Mrs. Baker moved and Mr. Mallery seconded the motion to accept the 2017-2018 tentative budget. On roll call the members voted as follows: Mrs. Baker, aye; Mr. Copeland, aye; Mr. Gibson, aye; Ms. Glenn, aye; Mr. Mallery, aye; and Mrs. Shore, aye. Motion carried.

The IHSA Catastrophic Insurance policy was discussed with Mr. Carlson reporting that we have \$3 million in coverage for a premium total of \$1024. Ms. Glenn moved and Mrs. Shore seconded the motion to accept the IHSA Catastrophic Insurance policy as presented for the 2017-2018 school year. On roll call the members voted as follows: Mrs. Baker, aye; Mr. Copeland, aye; Mr. Gibson, aye; Ms. Glenn, aye; Mr. Mallery, aye; and Mrs. Shore, aye. Motion carried.

President Mr. Gibson asked the board members to please review PressPlus Issue 95 again prior to September's meeting in order to be ready to vote.

Ms. Glenn moved and Mr. Copeland seconded the motion to approve the bank resolutions designating Daniel J. Wujek as Board of Education Treasurer. All ayes, motion carried.

At 7:19 p.m. Mrs. Shore moved and Mrs. Baker seconded the motion to adjourn to executive session for the appointment, employment, compensation, discipline, performance, or dismissal of specific employees of the district. All ayes, motion carried.

EXECUTIVE
SESSION

At 8:08 p.m. Ms. Glenn moved and Mr. Mallery seconded the motion to return to open session. All ayes; motion carried.

Mr. Mallery moved and Mrs. Baker seconded the motion to accept, with regret, the resignations of Josh Nauman – boys' golf coach, Kyle Goetsch – bass fishing team coach; and Tyler Ellena – high school Scholastic Bowl sponsor. All ayes, motion carried.

PERSONNEL

Mr. Copeland moved and Ms. Glenn seconded the motion to approve the following list

of hires: Jennifer Lasik – elementary Title I Interventionist teacher; Tracy Reaska – Maintenance Supervisor; Mark Wackerlin – high school Custodian I; Ryan Harvey – boys’ golf coach; Scott Currie – freshman boys’ basketball coach; Austin Biagini – fall baseball assistant coach; Abby Delvallee – 7th grade volleyball; and Kristine Trone – junior high cheerleading coach. On roll call the members voted as follows: Mrs. Baker, aye; Mr. Copeland, aye; Mr. Gibson, aye; Ms. Glenn, aye; Mr. Mallery, aye; and Mrs. Shore, aye. Motion carried

PERSONNEL cont.

At 8:09 p.m. Ms. Glenn moved and Mr. Copeland seconded the motion to adjourn. All ayes, motion carried.

ADJOURN

Respectfully submitted,

Ann Lambole, Board Secretary

APPROVED _____	_____
BOARD PRESIDENT	DATE
_____	_____
BOARD SECRETARY	DATE

Putnam County Community Unit School District No. 535
Granville, Illinois 61326
EXECUTIVE SESSION MINUTES
August 21, 2017

- CALL TO ORDER President Mr. Gibson called the meeting to order at 6:30 p.m.
- ROLL CALL The following members were present to answer roll call: Mrs. Baker, aye; Mr. Copeland, aye; Mr. Gibson, aye; Mr. Mallery, aye; and Mrs. Shore, aye. Mrs. Popurella was absent; Ms. Glenn entered the meeting at 6:38 p.m.
- EXECUTIVE SESSION At 7:19 p.m. Mrs. Shore moved and Mrs. Baker seconded the motion to adjourn to executive session for the appointment, employment, compensation, discipline, performance, or dismissal of specific employees of the district. The members voted as follows: all ayes; motion carried.
- ITEMS DISCUSSED
- I. Resignations
 - A. Josh Nauman – Boys’ golf coach
 - B. Kyle Goetsch – Bass fishing team coach
 - C. Tyler Ellena – Scholastic Bowl sponsor
 - II. Hires
 - A. Jennifer Lasik – Title I Interventionist at ES
 - B. Tracy Reaska – Maintenance Supervisor
 - C. Mark Wackerlin – HS custodian
 - D. Ryan Harvey – Boys’ golf coach
 - E. Scott Currie – Freshman boys’ basketball coach
 - F. Austin Biagini – Fall baseball assistant coach
 - G. Abby Delvallee – 7th grade volleyball
 - H. Kristine Trone – JH cheerleading
 - III. Discussion regarding the board member vacancy that occurred 8/21/17. Timelines and board policies were discussed in relation to filling the vacancy.
- RETURN TO OPEN SESSION At 8:08 p.m. Ms. Glenn moved and Mr. Mallery seconded the motion to return to open session. The members voted as follows: all ayes; motion carried.

Respectfully submitted,
Ann Lamboley, Board secretary

BOARD PRESIDENT: _____

DATE: _____

BOARD SECRETARY: _____

DATE: _____

Bills Payable List

Printed: 9/14/2017 9:40 AM
 PUTNAM COUNTY CUSD #535
 Expense on Date: 9/1/2017 to 9/30/2017

Vendor Name	P.O. Number	Description	Override	Batch #	Amount	State Account Number
AAA TREE SERVICE						
		PRIMARY-GROUNDS REP/MAI		918	1,680.00	20-2543-323-5
					\$1,680.00	
AFLAC						
		AFLAC-PRE TAX		97	102.57	10-481
		AFLAC-AFTER		999	11.71	10-481
		AFLAC-PRE TAX		97	10.79	20-481
		AFLAC-PRE TAX		97	102.08	10-481
		AFLAC-PRE TAX		97	10.79	20-481
		AFLAC-AFTER		999	11.64	10-481
		AFLAC-AFTER		999	0.07	40-481
		AFLAC-PRE TAX		97	0.49	40-481
					\$250.14	
AMEREN ILLINOIS						
		JR HI-ELECTRICAL SERVICE		918	36.98	20-2542-466-3
		H S- ELECTRIC SERVICE		918	88.29	20-2542-466-2
		JR HI-ELECTRICAL SERVICE		918	232.78	20-2542-466-3
		H S- ELECTRIC SERVICE		918	1,516.71	20-2542-466-2
		JR HI-NATURAL GAS		918	127.75	20-2542-465-3
		PRIMARY-ELECTRIC SERVIC		918	4,714.97	20-2542-466-5
		ELEMENTARY-NATURAL GAS		918	126.79	20-2542-465-4
		H S-NATURAL GAS SERVICE		918	365.62	20-2542-465-2
		PRIMARY NATURAL GAS		918	242.24	20-2542-465-5
					\$7,452.13	
AMERICAN CENTRAL INSURANCE S						
		HEALTH CARE EXP FLEX PLAN		999	10.00	80-481
		HEALTH CARE EXP FLEX PLAN		999	753.84	10-481
		DEP DAYCARE EXP FLEX PLAN		999	208.33	10-481
		BOARD DUES/FEES		918	65.00	10-2310-640-6
		HEALTH CARE EXP FLEX PLAN		999	833.60	10-481
		DEP DAYCARE EXP FLEX PLAN		999	208.33	10-481
		HEALTH CARE EXP FLEX PLAN		999	9.65	80-481
		HEALTH CARE EXP FLEX PLAN		999	45.59	20-481
					\$2,134.34	
ARAMARK						
		1591086962		918	267.62	20-2542-321-1
		ALL SCHOOL SERVICES		918	45.37	20-2542-321-1
		ALL SCHOOL SERVICES		918	134.93	20-2542-321-1
		ALL SCHOOL SERVICES		918	59.05	20-2542-321-1
		ALL SCHOOL SERVICES		918	59.05	20-2542-321-1
		ALL SCHOOL SERVICES		918	133.81	20-2542-321-1
					\$699.83	
BAELE, BRANDY						
		SW-TRAVEL		918	29.16	10-2110-332-1
					\$29.16	
BALESTRI, COURTNEY						
		PRINC OFFICE-TRAVEL		918	172.80	10-2410-332-1

Bills Payable List

Printed: 9/14/2017 9:40 AM
 PUTNAM COUNTY CUSD #535
 Expense on Date: 9/1/2017 to 9/30/2017

Vendor Name	P.O. Number	Description	Override	Batch #	Amount	State Account Number
					<u>\$172.80</u>	
BIO-RAD		VOC AG SUPPLIES		918	1,422.04	10-1401-410-2
					<u>\$1,422.04</u>	
BOZARTH, ADAM		TECH-TRAVEL		918	275.40	10-2226-332-1
					<u>\$275.40</u>	
CARBONI, AMY		JR HI SUPPLIES		918	17.99	10-1112-410-3
					<u>\$17.99</u>	
CENGAGE LEARNING		BUS ED-TEXTBOOKS		918	95.15	10-1407-420-2
					<u>\$95.15</u>	
CENTERPOINT ENERGY SERVICES I		H S-NATURAL GAS SERVICE		918	34.65	20-2542-465-2
		JR HI-NATURAL GAS		918	47.25	20-2542-465-3
		PRIMARY NATURAL GAS		918	292.95	20-2542-465-5
		ELEMENTARY-NATURAL GAS		918	50.40	20-2542-465-4
					<u>\$425.25</u>	
CIONI FORD, AL		TRANSP - YB SUPPLY		918	100.37	40-2550-411-1
					<u>\$100.37</u>	
COMTECH HOLDINGS INC		REPAIR LEAK CONF ROOM AND FREEZER LEAK		918	1,052.45	20-2543-323-5
		INSALL MULTIZONE FOR AIR BLEEDERS/REP TIM		918	3,941.68	20-2543-323-5
		PRIMARY-GROUNDS REP/MAI		918	374.15	20-2543-323-5
					<u>\$5,368.28</u>	
CROSS, RONDA		PRIMARY-TEXTBOOKS		918	31.80	10-1111-420-5
		PRIMARY-SUPPLIES		918	60.18	10-1111-410-5
					<u>\$91.98</u>	
CULLIGAN TRI CO SALES		ALL SCHOOL SERVICES		918	19.20	20-2542-321-1
					<u>\$19.20</u>	
CURRY, JOSHUA		JR HI-TRAVEL		918	58.32	10-1112-332-3
		H S TRAVEL		918	58.32	10-1113-332-2
					<u>\$116.64</u>	
DAVIS, ANNETTE E		HEARING IMP-TRAVEL		918	31.10	10-1207-332-1
					<u>\$31.10</u>	
DE LAGE LANDEN PUBLIC FINANCE		SUP COPY MACHINE		918	553.54	10-2320-323-1
		HEN R/M/COPIERS		918	553.54	10-1110-323-4
		JH R/M/COPIER		918	553.54	10-1112-323-3
		HS R/M / COPIER		918	553.54	10-1113-323-2

Bills Payable List

Printed: 9/14/2017 9:40 AM
 PUTNAM COUNTY CUSD #535
 Expense on Date: 9/1/2017 to 9/30/2017

Vendor Name	P.O. Number	Description	Override	Batch #	Amount	State Account Number
		PRIMARY R/M /COPIER		918	553.54	10-1111-323-5
					<u>\$2,767.70</u>	
DEMCO INC.		HS MEDIA SUPPLIES		918	87.54	10-2220-410-2
					<u>\$87.54</u>	
EBSCO ACCOUNTS RECEIVABLE SE		JR HI MEDIA-PERIODICALS		918	200.18	10-2220-440-3
					<u>\$200.18</u>	
EDENS, MICHELLE		ECE COMM TRAVEL		918	153.90	10-1125-336-1
					<u>\$153.90</u>	
FAY, ANGELA		FISCAL SVCS TRAVEL		918	23.93	10-2520-332-1
					<u>\$23.93</u>	
FICEK ELECTRIC & COMM		CHANGE EXTENSIONS/UPDATE NAMES/CABLES		918	238.00	20-2542-323-2
					<u>\$238.00</u>	
FREY SCIENTIFIC		JR HI SUPPLIES		918	35.78	10-1112-410-3
					<u>\$35.78</u>	
FRONTIER		H S - TELEPHONE SERVICE		918	91.23	20-2542-340-2
		H S - TELEPHONE SERVICE		918	196.36	20-2542-340-2
		ELEM-TELEPHONE		918	135.63	20-2542-340-4
					<u>\$423.22</u>	
GETZ FIRE EQUIPMENT CO		FIRE EXTINGUISHER UPDATES/CHECK		918	185.50	20-2543-410-4
					<u>\$185.50</u>	
GIMBAL, MATT		SCHOOL REIMBURSEMENT		918	170.00	10-2630-350-1
					<u>\$170.00</u>	
GLEASON FINANCE		GARNISHMENT		98	86.10	10-481
		GARNISHMENT		98	86.10	10-481
					<u>\$172.20</u>	
GOETZ, JODIE L		HS-SUPPLIES		918	92.39	10-1113-410-2
					<u>\$92.39</u>	
GOETZ, MEGAN		MILEAGE SIS TRAINING		918	87.48	10-1110-332-38
					<u>\$87.48</u>	
GOODHEART-WILLCOX PUBLISHER		H S-TEXTBOOKS		918	347.43	10-1113-420-2
					<u>\$347.43</u>	
GRAINGER						

Bills Payable List

Printed: 9/14/2017 9:40 AM
 PUTNAM COUNTY CUSD #535
 Expense on Date: 9/1/2017 to 9/30/2017

Vendor Name	P.O. Number	Description	Override	Batch #	Amount	State Account Number
		H S-GROUNDS SUPPLIES		918	26.19	20-2543-410-2
		JR HI-GROUNDS SUPPLIES		918	26.19	20-2543-410-3
		ELEMENTARY-GROUNDS SUPPLY		918	26.19	20-2543-410-4
		PRIMARY-GROUNDS SUPPLIE		918	26.19	20-2543-410-5
					<u>\$104.76</u>	
GRAPHIC ELECTRONICS						
		BOARD SUPPLIES		918	47.00	10-2310-410-6
		HIGH SCHOOL-BLDG SUPPLIE		918	26.00	20-2542-410-2
		H S ATHLETIC-AWARDS		918	163.50	10-1501-487-2
		HS OFFICE - SUPPLIES		918	18.50	10-2410-410-2
					<u>\$255.00</u>	
GRASSERS						
		342132/342421/342422/342464/342529/342591/3427		918	145.41	20-2542-323-3
					<u>\$145.41</u>	
HARVEY, RYAN						
		CERTIFICATION CLASS		918	100.01	10-1501-640-2
					<u>\$100.01</u>	
HEALTH CARE SERVICE CORPORAT						
		HLTH NC S		98	267.40	20-481
		HLTH BP NC S		98	1,326.50	20-481
		HLTH NC S		98	1,379.78	10-481
		HLTH BP NC S		98	7,640.61	10-481
		HLTH E + C		98	1,863.84	10-481
		HLTH BP E + C		98	2,789.04	10-481
		HLTH CRT F		98	3,565.66	10-481
		HLTH BP CRT F		98	3,315.41	10-481
		HLTH CRT E + S		98	989.64	10-481
		HLTH BP CRTE+S		98	1,170.90	10-481
		HLTH CRT S		98	1,978.76	10-481
		HLTH BP CRT S		98	9,816.10	10-481
		HLTH E + C		98	232.98	20-481
		HLTH NC S		98	10.70	80-481
		HLTH BP NC S		98	53.06	80-481
		HLTH ADMIN E+S		98	720.18	10-481
		HLTH BP EMP+C		98	348.63	20-481
		HLTH ADM BP F		98	2,949.03	10-481
		HLTH BP ADM S		98	318.78	10-481
		HLTH NC F		98	509.38	10-481
		HLTH BP NC F		98	473.63	10-481
		HLTH E + C		98	1,861.79	10-481
		HLTH BP E + C		98	2,785.97	10-481
		HLTH NC S		98	1,326.68	10-481
		HLTH BP NC S		98	6,581.30	10-481
		HLTH NC S		98	374.36	20-481
		HLTH BP NC S		98	1,857.09	20-481
		HLTH E + C		98	2.05	40-481
		HLTH ADM BP F		98	6.09	40-481
		HLTH BP E + C		98	3.07	40-481

Bills Payable List

Printed: 9/14/2017 9:40 AM
 PUTNAM COUNTY CUSD #535
 Expense on Date: 9/1/2017 to 9/30/2017

Vendor Name	P.O. Number	Description	Override	Batch #	Amount	State Account Number
		HLTH CRT F		98	3,343.68	10-481
		HLTH BP CRT F		98	3,109.01	10-481
		HLTH CRT E + S		98	987.76	10-481
		HLTH BP CRTE+S		98	1,168.68	10-481
		HLTH CRT S		98	2,319.21	10-481
		HLTH BP CRT S		98	11,372.28	10-481
		HLTH E + C		98	232.98	20-481
		HLTH BP EMP+C		98	348.63	20-481
		HLTH ADM BP F		98	2,942.94	10-481
		HLTH BP ADM S		98	318.78	10-481
		HLTH CRT S		98	7.17	40-481
		HLTH BP CRT S		98	35.56	40-481
		HLTH NC F		98	509.38	10-481
		HLTH BP NC F		98	473.63	10-481
		HLTH CRT E + S		98	1.88	40-481
		HLTH BP CRTE+S		98	2.22	40-481
		HLTH NC S		98	10.32	80-481
		HLTH BP NC S		98	51.18	80-481
		HLTH ADMIN E+S		98	720.18	10-481
		HLTH CRT F		98	3.41	40-481
		HLTH BP CRT F		98	3.17	40-481
		HLTH CRT F		98	218.57	20-481
		HLTH BP CRT F		98	203.23	20-481
					<u>\$84,902.26</u>	
HEALY, BENDER & ASSOCIATES, IN						
		BUILDING-PROF SERV		918	812.50	20-2542-320-1
					<u>\$812.50</u>	
HEINEMANN						
		TITLE I 1-6		918	788.70	10-1250-410-36
					<u>\$788.70</u>	
HENNEPIN BLDG IMPREST						
		IRC WORKSHOP		918	820.00	10-1250-332-36
		WORKSHOP B BAELE		918	15.00	10-1110-332-38
					<u>\$835.00</u>	
HENNEPIN FOOD MART						
		ELEMENTARY-GROUNDS REPAIR		918	5.08	20-2543-323-4
		ELEMENTARY-GROUNDS REPAIR		918	20.68	20-2543-323-4
		HENN-CAFE FOOD		918	17.88	10-2560-410-4
		MEDICAID JH LIFE SKILLS		918	25.82	10-1220-411-11
		INST BRFSST OPENING DAY		918	490.45	10-2310-411-6
		HS-SUPPLIES		918	11.23	10-1113-410-2
					<u>\$571.14</u>	
HENNEPIN WATER DISTRICT						
		ELEM-WATER		918	1,425.61	20-2542-322-4
		ELEM-WATER		918	103.89	20-2542-322-4
					<u>\$1,529.50</u>	
HIGH SCHOOL IMPREST						

Bills Payable List

Printed: 9/14/2017 9:40 AM
 PUTNAM COUNTY CUSD #535
 Expense on Date: 9/1/2017 to 9/30/2017

Vendor Name	P.O. Number	Description	Override	Batch #	Amount	State Account Number
		H S TRAVEL		918	450.00	10-1113-332-2
		HS ATH DUES/FEES		918	2,180.00	10-1501-640-2
		HS ATHL OFFICIALS		918	190.00	10-1501-319-2
		H S-TEXTBOOKS		918	379.55	10-1113-420-2
		MUSIC DUES		918	40.00	10-1115-640-1
					<u>\$3,239.55</u>	
HIMELICK, MORGAN						
		EPIC-TUITION REIMB		918	510.00	10-2210-320-1
					<u>\$510.00</u>	
HINCKLEY SPRING WATER CO						
		BOARD SUPPLIES		918	45.89	10-2310-410-6
					<u>\$45.89</u>	
HMH						
43554		COGNITIVE TESTING		918	813.19	10-2140-410-1
					<u>\$813.19</u>	
HOLLOWAY'S PORTABLE RESTROC						
		JR HI-ATHLETIC SUPPLIES		918	340.00	10-1501-410-3
					<u>\$340.00</u>	
IATD						
	104104801			918	250.00	10-1250-332-36
					<u>\$250.00</u>	
IL ASSO OF SCHOOL BOARDS						
		BOARD OF ED/TRAVEL		918	280.00	10-2310-332-6
					<u>\$280.00</u>	
ILLINOIS TOLLWAY						
		TOLL		918	20.95	10-1113-332-2
					<u>\$20.95</u>	
IMPACT NETWORKING, LLC						
		HS OFFICE - SUPPLIES		918	480.00	10-2410-410-2
					<u>\$480.00</u>	
IX CONTROLS						
		REPAIRED RTU/BLDG PRESSURE		918	1,030.00	20-2542-323-5
					<u>\$1,030.00</u>	
IXL LEARNING						
		LEASE FD TECH SOFTWARE		918	3,450.00	10-1113-470-1
					<u>\$3,450.00</u>	
JACKS GAS & SERVICE, INC.						
		JR HI-GROUNDS SUPPLIES		918	24.00	20-2543-410-3
					<u>\$24.00</u>	
JOHN DEERE FINANCIAL						
		H S- GROUNDS REPAIR/MAIN		918	23.99	20-2543-323-2
					<u>\$23.99</u>	
JOHNS SERVICE AND SALES, INC.						
		REPAIRED FREEZER		918	245.00	20-2542-323-3
					<u>\$245.00</u>	

Bills Payable List

Printed: 9/14/2017 9:40 AM
 PUTNAM COUNTY CUSD #535
 Expense on Date: 9/1/2017 to 9/30/2017

Vendor Name	P.O. Number	Description	Override	Batch #	Amount	State Account Number
JUDD, KYLIE						
		SW-TRAVEL		918	35.21	10-2110-332-1
					<u>\$35.21</u>	
JUNIOR HIGH IMPREST						
		JH ATHL OFFICIALS		918	2,070.00	10-1501-319-3
		JR HI-TEXTBOOKS		918	223.85	10-1112-420-3
		JH ATHL DUES/FEES		918	80.00	10-1501-640-3
		JR HI-DUES/FEES		918	260.00	10-1112-640-3
					<u>\$2,633.85</u>	
JUNIOR LIBRARY GUILD						
		HS MEDIA BOOKS		918	673.40	10-2220-411-2
					<u>\$673.40</u>	
K LOG						
		CO-OP SUPPLIES		918	240.72	10-1459-410-2
		HS-SUPPLIES		918	1,188.92	10-1113-410-2
					<u>\$1,429.64</u>	
KELLY SAUDER RUPIPE						
		H S- GROUNDS REPAIR/MAIN		918	19.34	20-2543-323-2
					<u>\$19.34</u>	
KETTMAN HEATING & PLUMBING						
		NEW WATER LINES WATER COOLERS		918	1,193.00	20-2543-322-3
					<u>\$1,193.00</u>	
KOHL WHOLESALE						
		HS BREAKFAST		918	1,243.08	10-2560-410-1-2
		JR HI-CAFE MISC SUPPLIES		918	37.15	10-2560-490-3
		HIGH SCHOOL- FOOD		918	33.86	10-2560-410-2
		H S-CAFE MISC SUPPLIES		918	5,665.45	10-2560-490-2
		JH BREAKFAST		918	795.09	10-2560-410
		JR HI-CAFE FOOD		918	3,858.78	10-2560-410-3
		PRIMARY BREAKFAST		918	876.55	10-2560-410-1-5
		PRIMARY CAFE FOOD		918	3,098.56	10-2560-410-5
		PRIMARY MISC SUPPLY		918	188.56	10-2560-490-5
		HEN BREAKFAST		918	943.40	10-2560-410-1-4
		HENN ELEM-CAFE MISC SUPP		918	3,805.88	10-2560-490-4
					<u>\$20,546.36</u>	
KOOLMASTER CO, INC						
		MATERIAL/LABOR GYM DOORS		918	22,797.00	20-2542-540-2
					<u>\$22,797.00</u>	
KUNKEL, JAMIE						
		ECE COMM TRAVEL		918	150.66	10-1125-336-1
					<u>\$150.66</u>	
LAKESHORE						
		PRIMARY-SUPPLIES		918	282.79	10-1111-410-5
		PRIMARY-SUPPLIES		918	1,805.00	20-2542-410-5
					<u>\$2,087.79</u>	
LASALLE PERU AREA CAREER CEN						

Bills Payable List

Printed: 9/14/2017 9:40 AM
 PUTNAM COUNTY CUSD #535
 Expense on Date: 9/1/2017 to 9/30/2017

Vendor Name	P.O. Number	Description	Override	Batch #	Amount	State Account Number
		1ST SEMESTER ACC TUITION		918	18,000.00	10-4240-670-2
					<u>\$18,000.00</u>	
LEARNING A-Z						
		LICENSES		918	1,759.50	10-1250-410-36
					<u>\$1,759.50</u>	
LEASE						
		SPEECH LANG BILL 17 18		918	25,113.91	10-1210-319-1
		TUITION-PUBLIC		918	11,676.00	10-4210-600-1
		LEASE LEVY 17 18		918	51,749.82	10-4120-600-1
		CPI TRAINING MATERIALS		918	624.00	10-1110-332-38
					<u>\$89,163.73</u>	
LIBERTY MUTUAL INSURANCE						
		BUSINESS AUTO		918	4,447.00	80-2364-380-7
		COMMERCIAL UMBRELLA		918	4,025.00	80-2364-380-7
		WORKER'S COMP		918	24,555.00	80-2362-380-7
		COMM PKG		918	46,373.00	80-2364-380-7
					<u>\$79,400.00</u>	
LOCKER ROOM						
		SCOREBOOK / NETS		918	42.00	10-1501-410-3
		PE UNIFORMS		918	2,262.50	10-1113-497-8
		HAMMOCK		918	95.00	10-1501-410-3
		ANTENNA SET/HAMMOCK CART		918	152.00	10-1501-410-2
					<u>\$2,551.50</u>	
MACGILL						
		H S-GROUNDS SUPPLIES		918	1,061.50	20-2543-410-2
		JR HI-GROUNDS SUPPLIES		918	1,061.50	20-2543-410-3
					<u>\$2,123.00</u>	
MACKIN EDUCATIONAL RESOURCE						
		HS MEDIA-AV		918	65.83	10-2220-430-2
					<u>\$65.83</u>	
MAIN, KATHERINE						
		NURSE-SUPPLIES		918	13.90	10-2134-410-1
					<u>\$13.90</u>	
MALLERY, OWEN						
		NIU BOARD TRAINING		918	162.61	10-2310-332-6
					<u>\$162.61</u>	
MARCO INC						
		PRIMARY R/M /COPIER		918	414.93	10-1111-323-5
		HS R/M / COPIER		918	414.93	10-1113-323-2
		JH R/M/COPIER		918	414.93	10-1112-323-3
		HEN R/M/COPIERS		918	414.92	10-1110-323-4
		SUP COPY MACHINE		918	414.92	10-2320-323-1
					<u>\$2,074.63</u>	
MARK KARLOSKY CONSULTING						
		REMOTE SUPPORT/WIRELESS ISSUES		918	478.75	10-1113-470-1
					<u>\$478.75</u>	

Bills Payable List

Printed: 9/14/2017 9:40 AM
 PUTNAM COUNTY CUSD #535
 Expense on Date: 9/1/2017 to 9/30/2017

Vendor Name	P.O. Number	Description	Override	Batch #	Amount	State Account Number
MAZE LUMBER						
		JR HI-ATHLETIC SUPPLIES		918	98.32	10-1501-410-3
					<u>98.32</u>	
MCGRAW-HILL SCHOOL EDUCATIOI						
		PRIMARY-TEXTBOOKS		918	257.84	10-1111-420-5
					<u>257.84</u>	
MCNABB TELEPHONE COMPANY						
		ELEM-TELEPHONE		918	297.31	20-2542-340-4
		PRIMARY-TELEPHONE SERV		918	297.30	20-2542-340-5
		SUPT-TELEPHONE		918	297.30	20-2542-340-1
		JR HI-TELEPHONE SERVICE		918	297.30	20-2542-340-3
		H S - TELEPHONE SERVICE		918	297.30	20-2542-340-2
					<u>\$1,486.51</u>	
MEDIACOM						
		LEASE FD-NBS/MEDIACOM		918	233.47	10-2190-323-1
		LEASE FD-NBS/MEDIACOM		918	335.90	10-2190-323-1
					<u>\$569.37</u>	
MENARDS PERU						
		PRIMARY BLDG SUPPLY		918	128.03	20-2542-410-5
		HIGH SCHOOL-BLDG SUPPLIE		918	87.82	20-2542-410-2
		JR HI-BUILDING SUPPLIES		918	39.52	20-2542-410-3
		HIGH SCHOOL-BLDG SUPPLIE		918	275.86	20-2542-410-2
		JR HI-BUILDING SUPPLIES		918	141.78	20-2542-410-3
		JR HI-BUILDING SUPPLIES		918	32.57	20-2542-410-3
					<u>\$705.58</u>	
MENDOTA ELEMENTARY SCHOOL						
		HONORARIAN		918	100.00	10-2210-112-1
		PRIMARY-TEXTBOOKS		918	341.91	10-1111-420-5
					<u>\$441.91</u>	
NASCO						
		JR HI SUPPLIES		918	131.15	10-1112-410-3
		JR HI SUPPLIES		918	33.75	10-1112-410-3
					<u>\$164.90</u>	
NCPERS GROUP LIFE INS.						
		NCPERS INSURANCE		999	8.00	20-481
		NCPERS INSURANCE		999	48.00	10-481
		NCPERS INSURANCE		999	8.00	20-481
		NCPERS INSURANCE		999	64.00	10-481
					<u>\$128.00</u>	
NETWORK BUSINESS SYSTEMS INC						
		LEASE FD-NBS/MEDIACOM		918	200.00	10-2190-323-1
					<u>\$200.00</u>	
NEWS TRIBUNE						
		INFO SERV-ADVERTISING		918	209.50	10-2630-350-1
					<u>\$209.50</u>	
NORTH CENTRAL BANK						

Bills Payable List

Printed: 9/14/2017 9:40 AM
 PUTNAM COUNTY CUSD #535
 Expense on Date: 9/1/2017 to 9/30/2017

Vendor Name	P.O. Number	Description	Override	Batch #	Amount	State Account Number
		OPENING DAY/INSTITUTE DAY		918	118.39	10-2320-410-1
		ADMIN ACADEMY		918	393.62	10-2320-332-1
		MENTORING MEETING		918	255.00	10-2320-410-1
		IASA CONFERENCE		918	580.92	10-2320-332-1
		JR HI SUPPLIES		918	269.85	10-1112-410-3
		JR HI-ATHLETIC SUPPLIES		918	321.99	10-1501-410-3
		25397		918	37.87	10-1113-410-2
		25391		918	52.60	10-1113-410-2
		HS-SUPPLIES		918	7.52	10-1113-410-2
		PRIMARY-TEXTBOOKS		918	299.70	10-1111-420-5
		PRIMARY-TEXTBOOKS		918	189.43	10-1111-420-5
		PRIMARY OFFICE - SUPPLIES		918	175.04	10-2410-410-5
		PRIMARY OFFICE - SUPPLIES		918	31.95	10-2410-410-5
		PRIMARY-SUPPLIES		918	194.27	10-1111-410-5
		LEASE FD TECH SUPPLY		918	1,803.35	10-1112-410-1
		HANNON/IBARRA		918	410.00	10-1110-332-42
		JR HI-ATHLETIC SUPPLIES		918	56.91	10-1501-410-3
		25366/25381		918	155.50	10-1501-410-2
		IL PRINC ASSN / 65645587		918	158.20	10-2410-332-1
		EDUC LEADERS CONFERENCE 007063		918	332.10	10-2410-332-1
		HENN ELEM-SUPPLIES		918	29.45	10-1110-410-4
		A-Z LICENSE SOFTWARE AGREE/5924426		918	109.95	10-2220-470-4
					<u>\$5,983.61</u>	
NORTHERN ILLINOIS ACADEMY						
		C CASEY		918	14,732.66	10-1912-670-1
					<u>\$14,732.66</u>	
ORKIN EXTERMINATING CO IN						
		ALL SCHOOL SERVICES		918	78.24	20-2542-321-1
		ALL SCHOOL SERVICES		918	77.95	20-2542-321-1
		ALL SCHOOL SERVICES		918	64.13	20-2542-321-1
					<u>\$220.32</u>	
OSSOLA & COMPANY J W						
		PRIMARY- SAND		918	43.25	20-2543-410-5
					<u>\$43.25</u>	
PAVLOVICH, DANIELA						
		CERTIFICATION COURSE		918	130.00	10-1501-640-2
					<u>\$130.00</u>	
PC FOODS, INC.						
		KINDERGARTEN OPEN HOUSE		918	10.88	10-1111-410-5
		BOARD SUPPLIES		918	151.10	10-2310-410-6
					<u>\$161.98</u>	
PCCU (NEC)						
		NEC 24/20		98	1,084.35	10-481
		NEC-ADMIN/10 MONTH		98	154.72	10-481
		NEC-ADMIN/10 MONTH		98	154.69	10-481
		NEC 24/20		98	1,212.67	10-481
		NEC-ADMIN/10 MONTH		98	0.11	40-481

Bills Payable List

Printed: 9/14/2017 9:40 AM
 PUTNAM COUNTY CUSD #535
 Expense on Date: 9/1/2017 to 9/30/2017

Vendor Name	P.O. Number	Description	Override	Batch #	Amount	State Account Number
		NEC 24/20		98	2.42	40-481
		DED NEC		98	5.72	10-481
		NEC 24/20		98	9.08	20-481
					<u>\$2,623.76</u>	
PENSERV PLAN SERVICES INC						
		PENSERV PLAN SERVICES		999	3,532.00	10-481
		PENSERV PLAN SERVICES		999	50.00	20-481
		PENSERV PLAN SERVICES		999	3,699.66	10-481
		PENSERV PLAN SERVICES		999	7.34	40-481
		PENSERV PLAN SERVICES		999	50.00	20-481
					<u>\$7,339.00</u>	
PEPSI BEVERAGES COMPANY						
		BOARD SUPPLIES		918	276.19	10-2310-410-6
					<u>\$276.19</u>	
PETERSEN, VICKIE						
		HENN CAFE-TRAVEL		918	24.84	10-2560-332-4
					<u>\$24.84</u>	
PLETSCH, DEBBIE						
		INTERACTIVE BD TRAINING		918	100.00	10-2210-112-1
					<u>\$100.00</u>	
PRAIRIE FARMS, PEORIA DIVISION						
		PRIMARY CAFE FOOD		918	1,014.54	10-2560-410-5
		HENN-CAFE FOOD		918	804.50	10-2560-410-4
		JR HI-CAFE FOOD		918	793.00	10-2560-410-3
		HIGH SCHOOL- FOOD		918	910.00	10-2560-410-2
					<u>\$3,522.04</u>	
PUT CO PCEA/IEA DUES						
		NON-CERT DUES		98	38.26	20-481
		IEA CERT DUES		98	2,338.73	10-481
		NON-CERT DUES		98	549.73	10-481
		NON-CERT DUES		98	3.83	80-481
		NON-CERT DUES		98	38.26	20-481
		IEA CERT DUES		98	2,319.45	10-481
		NON-CERT DUES		98	545.06	10-481
		IEA CERT DUES		98	4.54	40-481
		NON-CERT DUES		98	4.81	40-481
		NON-CERT DUES		98	3.69	80-481
		IEA CERT DUES		98	14.74	20-481
					<u>\$5,861.10</u>	
PUT CO SCHOOL (FED TRS)						
		TITLE I FED TRS		918	2,284.43	10-1250-210-36
					<u>\$2,284.43</u>	
PUT CO SCHOOL (TRS HEALTH)						
		THIS P24/T20		98	3,663.18	10-481
		THIS ADMIN/10 MONTH		98	549.47	10-481
		H S-MEDICAL INSURANCE		918	320.78	10-1113-222-2
		PRIMARY-MED INS		918	160.39	10-1111-222-5

Bills Payable List

Printed: 9/14/2017 9:40 AM

PUTNAM COUNTY CUSD #535

Expense on Date: 9/1/2017 to 9/30/2017

Vendor Name	P.O. Number	Description	Override	Batch #	Amount	State Account Number
		HENN ELEM-MED INSURANCE		918	160.39	10-1110-222-4
		THIS ADMIN/10 MONTH		98	549.40	10-481
		THIS P24/T20		98	4,096.72	10-481
		THIS P24/T20		98	8.12	40-481
		THIS ADMIN/10 MONTH		98	0.38	40-481
		DED THIS		98	20.34	10-481
		THIS P24/T20		98	30.68	20-481
					<u>\$9,559.85</u>	
PUT CO SCHOOL (TRS)						
		TRS P24/T20		98	16,820.24	10-481
		TRS ADMI/10 MONTH		98	2,638.07	10-481
		TRS ADMI/10 MONTH		98	2,507.02	10-481
		TRS P24/T20		98	17,878.85	10-481
		TRS P24/T20		98	35.45	40-481
		TRS ADMI/10 MONTH		98	1.73	40-481
		DED TRS		98	97.67	10-481
		TRS P24/T20		98	133.91	20-481
					<u>\$40,112.94</u>	
PUT CO SCHOOLS						
		IM IMRF		98	547.99	20-481
		IMRFBRD SHARE		98	1,356.57	50-481
		IM IMRF		98	1,711.32	10-481
		IMRFBRD SHARE		98	4,320.18	50-481
		IM IMRF		98	15.03	80-481
		IMRFBRD SHARE		98	37.20	50-481
		IM IMRF		98	33.82	10-481
		IMRF VOL CONTRIBUTIONS		98	150.41	20-481
		IMRFBRD SHARE		98	5,181.73	50-481
		IM IMRF		98	2,059.33	10-481
		IM IMRF		98	679.54	20-481
		IMRFBRD SHARE		98	1,682.21	50-481
		IM IMRF		98	85.46	40-481
		IMRFBRD SHARE		98	211.55	50-481
		IMRF VOL CONTRIBUTIONS		98	150.41	20-481
		IM IMRF		98	15.03	80-481
		IMRFBRD SHARE		98	37.20	50-481
		IM IMRF		98	33.82	10-481
					<u>\$18,308.80</u>	
PUTNAM CO COMM UNIT (IL)						
		IL State Tax		99	531.67	20-481
		IL State Tax		99	9,116.03	10-481
		IL State Tax		99	13.89	80-481
		IL State Tax		99	10,557.24	10-481
		IL State Tax		99	747.45	20-481
		IL State Tax		99	104.87	40-481
		IL State Tax		99	13.95	80-481
					<u>\$21,085.10</u>	

PUTNAM CO SD FIT

Specialized Data Systems, Inc.

D:\TS\Putnam\SDSv8\Finance\Swf_AP06.RPT

Bills Payable List

Printed: 9/14/2017 9:40 AM
 PUTNAM COUNTY CUSD #535
 Expense on Date: 9/1/2017 to 9/30/2017

Vendor Name	P.O. Number	Description	Override	Batch #	Amount	State Account Number
		Federal Tax 2017		99	1,427.13	20-481
		Federal Tax 2017		99	20,624.11	10-481
		Federal Tax 2017		99	21.09	80-481
		Federal Tax 2017		99	25,736.45	10-481
		Federal Tax 2017		99	2,095.07	20-481
		Federal Tax 2017		99	146.24	40-481
		Federal Tax 2017		99	22.04	80-481
					<u>\$50,072.13</u>	
PUTNAM CO SD MEDICARE						
		MEDICARE (CERT)		99	2,294.41	10-481
		MEDICARE (BRD PD)		99	2,294.41	50-481
		MEDICARE (BRD PD)		99	2,558.10	50-481
		MEDICARE (CERT)		99	2,558.10	10-481
		MEDICARE (CERT)		99	4.58	40-481
		MEDICARE (BRD PD)		99	4.58	50-481
		MEDICARE (CERT)		99	17.22	20-481
		MEDICARE (BRD PD)		99	17.22	50-481
					<u>\$9,748.62</u>	
PUTNAM COUNTY SD FICA						
		FICA 2017		99	887.74	20-481
		MATCHING FICA		99	887.74	50-481
		FICA 2017		99	2,781.51	10-481
		MATCHING FICA		99	2,781.51	50-481
		FICA 2017		99	23.97	80-481
		MATCHING FICA		99	23.97	50-481
		MATCHING FICA		99	3,701.76	50-481
		FICA 2017		99	3,701.76	10-481
		FICA 2017		99	1,140.45	20-481
		MATCHING FICA		99	1,140.45	50-481
		FICA 2017		99	148.71	40-481
		MATCHING FICA		99	148.71	50-481
		FICA 2017		99	24.02	80-481
		MATCHING FICA		99	24.02	50-481
					<u>\$17,416.32</u>	
ROBBINS SCHWARTZ						
		LEGAL FEES		918	651.25	80-2369-318-1
					<u>\$651.25</u>	
SAMUEL FRENCH						
		FALL PLAY 10270853		918	592.90	10-1540-411-1
					<u>\$592.90</u>	
SCHOLASTIC BOOK CLUBS						
		JR HI MEDIA-PERIODICALS		918	109.89	10-2220-440-3
					<u>\$109.89</u>	
SCHOLASTIC INC						
		H S-TEXTBOOKS		918	104.39	10-1113-420-2
		PRIMARY-TEXTBOOKS		918	606.39	10-1111-420-5
					<u>\$710.78</u>	

Bills Payable List

Printed: 9/14/2017 9:40 AM
 PUTNAM COUNTY CUSD #535
 Expense on Date: 9/1/2017 to 9/30/2017

Vendor Name	P.O. Number	Description	Override	Batch #	Amount	State Account Number
SCHOLASTIC MAGAZINES						
	25396	MAGAZINES		918	100.19	10-1113-410-2
					<u>\$100.19</u>	
SCHOOL SPECIALTY						
	43548	LEASE BLOCK GRNT SALARY		918	301.14	10-1110-410-4
	43555	HENN ELEM-SUPPLIES		918	35.49	10-1110-410-4
					<u>\$336.63</u>	
SEIBERT, JAMIE						
	25387	PERFORMANCE SCRIPTS		918	35.00	10-1540-411-1
					<u>\$35.00</u>	
SHERWIN-WILLIAMS						
		BLACK PAINT		918	49.79	20-2542-410-5
					<u>\$49.79</u>	
SIT SPOTS						
	50722	Circle and Marker		918	62.68	10-1111-410-5
					<u>\$62.68</u>	
STAPLES ADVANTAGE						
		NURSE-SUPPLIES		918	167.59	10-2134-410-1
					<u>\$167.59</u>	
STATE DISBURSEMENT UNIT						
		CHILD SUPPORT		982	451.83	10-481
		CHILD SUPPORT		982	451.83	10-481
					<u>\$903.66</u>	
STEIMLE GARAGE						
		TEST BUS		918	35.00	40-2550-322-1
					<u>\$35.00</u>	
STEWART, ALISA						
		HS-SUPPLIES		918	128.62	10-1113-410-2
					<u>\$128.62</u>	
SUMMIT FINANCIAL RESOURCES						
		HIGH SCHOOL- FOOD		918	70.02	10-2560-410-2
		PRIMARY CAFE FOOD		918	70.02	10-2560-410-5
		JR HI-CAFE FOOD		918	77.80	10-2560-410-3
		HENN-CAFE FOOD		918	77.80	10-2560-410-4
					<u>\$295.64</u>	
SUN LIFE FINANCIAL EMPLOYEE BE						
		DENT NC SINGLE		98	28.40	20-481
		DENT NC BP SIN		98	52.90	20-481
		DENT NC SINGLE		98	85.21	10-481
		DENT NC BP SIN		98	190.44	10-481
		DENTAL CERT S+		98	98.46	10-481
		DENT BP CRT S+		98	182.88	10-481
		DENTAL CERT S		98	159.04	10-481
		DENTAL BP CRT S		98	296.24	10-481
		DENTAL CRT F		98	337.14	10-481
		DENTAL BP CRT F		98	626.22	10-481

Bills Payable List

Printed: 9/14/2017 9:40 AM
 PUTNAM COUNTY CUSD #535
 Expense on Date: 9/1/2017 to 9/30/2017

Vendor Name	P.O. Number	Description	Override	Batch #	Amount	State Account Number
		DENT NC S+ 1		98	10.94	20-481
		DENT NC S+ 1		98	31.62	10-481
		DENT BP NC S+ 1		98	21.16	10-481
		DENT ADMIN E+S		98	31.26	10-481
		DENT BP NC S+ 1		98	20.32	20-481
		DENT ADM BP F		98	160.56	10-481
		DENT ADM BP S		98	16.26	10-481
		DENT NC FAMILY		98	80.40	10-481
		DENT NC BP FAM		98	80.16	10-481
		DENTAL CERT S+		98	98.40	10-481
		DENT BP CRT S+		98	182.76	10-481
		DENT NC SINGLE		98	85.21	10-481
		DENT NC BP SIN		98	158.70	10-481
		DENT NC SINGLE		98	39.77	20-481
		DENT NC BP SIN		98	74.06	20-481
		DENTAL CERT S		98	186.72	10-481
		DENTAL CERT S		98	0.77	40-481
		DENTAL BP CRT S		98	347.73	10-481
		DENTAL BP CRT S		98	1.41	40-481
		DENT ADM BP F		98	0.33	40-481
		DENT NC S+ 1		98	31.62	10-481
		DENTAL CRT F		98	328.97	10-481
		DENTAL BP CRT F		98	611.06	10-481
		DENT NC S+ 1		98	10.94	20-481
		DENT BP NC S+ 1		98	20.32	20-481
		DENT ADM BP F		98	160.23	10-481
		DENT ADM BP S		98	16.26	10-481
		DENT NC FAMILY		98	80.40	10-481
		DENT NC BP FAM		98	80.16	10-481
		DENTAL CERT S+		98	0.06	40-481
		DENT BP CRT S+		98	0.12	40-481
		DENT BP NC S+ 1		98	21.16	10-481
		DENT ADMIN E+S		98	31.26	10-481
		DENTAL CRT F		98	0.13	40-481
		DENTAL BP CRT F		98	0.23	40-481
		DENTAL CRT F		98	8.04	20-481
		DENTAL BP CRT F		98	14.93	20-481
					<u>\$5,101.36</u>	
SUN LIFE FINANCIAL EMPLOYEE BE						
		LIFE NC		98	4.20	20-481
		LIFE NC BP		98	7.80	20-481
		LIFE NC		98	19.66	10-481
		LIFE NC BP		98	36.51	10-481
		LIFE CERT		98	73.75	10-481
		LIFE CERT BP		98	136.97	10-481
		LIFE ADM BP		98	21.00	10-481
		LIFE NC		98	0.28	80-481
		LIFE NC BP		98	0.52	80-481

Bills Payable List

Printed: 9/14/2017 9:40 AM
 PUTNAM COUNTY CUSD #535
 Expense on Date: 9/1/2017 to 9/30/2017

Vendor Name	P.O. Number	Description	Override	Batch #	Amount	State Account Number
		LIFE CERT		98	78.55	10-481
		LIFE CERT BP		98	145.87	10-481
		LIFE ADM BP		98	20.97	10-481
		LIFE NC		98	22.29	10-481
		LIFE NC BP		98	41.40	10-481
		LIFE NC		98	7.00	20-481
		LIFE NC BP		98	13.00	20-481
		LIFE CERT		98	0.20	40-481
		LIFE CERT BP		98	0.38	40-481
		LIFE NC BP		98	0.50	80-481
		LIFE ADM BP		98	0.03	40-481
		LIFE NC		98	0.18	40-481
		LIFE NC BP		98	0.33	40-481
		LIFE NC		98	0.27	80-481
		LIFE CERT		98	0.60	20-481
		LIFE CERT BP		98	1.12	20-481
					<u>633.38</u>	
SUN LIFE FINANCIAL EMPLOYEE BE						
		VISION EMP		98	173.60	10-481
		VISION E+S		98	86.80	10-481
		VISION FAMILY		98	152.79	10-481
		VISION E+C		98	9.55	20-481
		VISION E+C		98	28.65	10-481
		VISION EMP		98	13.02	20-481
		VISION E+S		98	86.67	10-481
		VISION EMP		98	190.61	10-481
		VISION E+S		98	0.13	40-481
		VISION FAMILY		98	0.09	40-481
		VISION FAMILY		98	152.70	10-481
		VISION E+C		98	9.55	20-481
		VISION E+C		98	28.65	10-481
		VISION EMP		98	21.70	20-481
		VISION EMP		98	0.35	40-481
					<u>954.86</u>	
SUN LIFE FINANCIAL EMPLOYEE BE						
		LIFE VOL		30	82.16	10-481
		LIFE VOL		13	146.58	10-481
		LIFE VOL		13	0.06	40-481
					<u>228.80</u>	
SUPERINTENDENT IMPREST						
		COPELAND		918	140.00	10-2310-332-6
					<u>140.00</u>	
SUPPLYWORKS						
		JR HI-BUILDING SUPPLIES		918	297.15	20-2542-410-3
		HIGH SCHOOL-BLDG SUPPLIE		918	101.12	20-2542-410-2
		JR HI-BUILDING SUPPLIES		918	101.12	20-2542-410-3
		HIGH SCHOOL-BLDG SUPPLIE		918	35.47	20-2542-410-2
		JR HI-BUILDING SUPPLIES		918	35.47	20-2542-410-3

Bills Payable List

Printed: 9/14/2017 9:40 AM
 PUTNAM COUNTY CUSD #535
 Expense on Date: 9/1/2017 to 9/30/2017

Vendor Name	P.O. Number	Description	Override	Batch #	Amount	State Account Number
		ELEMENTARY-BLDG SUPPLIES		918	35.47	20-2542-410-4
		PRIMARY BLDG SUPPLY		918	35.47	20-2542-410-5
		HIGH SCHOOL-BLDG SUPPLIE		918	20.58	20-2542-410-2
		JR HI-GROUNDS SUPPLIES		918	20.58	20-2543-410-3
		ELEMENTARY-BLDG SUPPLIES		918	20.58	20-2542-410-4
		PRIMARY BLDG SUPPLY		918	20.58	20-2542-410-5
		H S-GROUNDS SUPPLIES		918	32.48	20-2543-410-2
		JR HI-BUILDING SUPPLIES		918	32.48	20-2542-410-3
		ELEMENTARY-BLDG SUPPLIES		918	32.48	20-2542-410-4
		PRIMARY BLDG SUPPLY		918	32.48	20-2542-410-5
		HIGH SCHOOL-BLDG SUPPLIE		918	36.54	20-2542-410-2
		JR HI-BUILDING SUPPLIES		918	36.54	20-2542-410-3
		ELEMENTARY-BLDG SUPPLIES		918	162.68	20-2542-410-4
		PRIMARY BLDG SUPPLY		918	36.54	20-2542-410-5
					<u>\$1,125.81</u>	
TEST		LEAD TESTING HIGH SCHOOL		918	242.00	80-2540-319-7
					<u>\$242.00</u>	
THEISINGER, CLAYTON		PRINC OFFICE-TRAVEL		918	18.36	10-2410-332-1
					<u>\$18.36</u>	
TOEDTER OIL COMPANY		EX CURRICULAR VAN		918	429.82	40-2550-324-1
		DRIVERS ED SUPPLIES		918	88.17	10-1700-410-2
		TRUCK REPAIR/MAINT		918	214.91	20-2542-320-3
		PRIMARY BLDG SUPPLY		918	92.30	20-2542-410-5
		ELEMENTARY-BLDG SUPPLIES		918	92.30	20-2542-410-4
		JR HI-BUILDING SUPPLIES		918	92.30	20-2542-410-3
		HIGH SCHOOL-BLDG SUPPLIE		918	92.29	20-2542-410-2
					<u>\$1,102.09</u>	
TOLEDO P E SUPPLY CO		JR HI SUPPLIES		918	265.63	10-1112-410-3
					<u>\$265.63</u>	
URNIKIS, MARY		IDPH		918	36.00	10-2560-640-1
		MISC ITEMS /FOOD		918	33.01	10-2560-410-5
					<u>\$69.01</u>	
VILLAGE OF GRANVILLE		PRIMARY- WATER		918	41.25	20-2542-322-5
		HS- WATER		918	389.25	20-2542-322-2
					<u>\$430.50</u>	
WARDS NATURAL SCIENCE		8049602781		918	298.53	10-1401-410-2
					<u>\$298.53</u>	
WASHINGTON NATIONAL INS CO		WASHINGTON NTNL INS.		98	451.48	10-481
		WASHINGTON NTNL INS.		98	72.75	20-481

Bills Payable List

Printed: 9/14/2017 9:40 AM
PUTNAM COUNTY CUSD #535
Expense on Date: 9/1/2017 to 9/30/2017

Vendor Name	P.O. Number	Description	Override	Batch #	Amount	State Account Number
		WASHINGTON NTNL INS.		98	88.19	20-481
		WASHINGTON NTNL INS.		98	473.52	10-481
		WASHINGTON NTNL INS.		98	8.32	40-481
					<u>\$1,094.26</u>	
WASTE MANAGEMENT						
		ALL SCHOOL SERVICES		918	203.87	20-2542-321-1
		ALL SCHOOL SERVICES		918	558.63	20-2542-321-1
		ALL SCHOOL SERVICES		918	383.32	20-2542-321-1
		ALL SCHOOL SERVICES		918	199.38	20-2542-321-1
					<u>\$1,345.20</u>	
WCEPS						
	43553	SCREENER PAPER GRADES 1-12		918	98.00	10-2140-410-1
					<u>\$98.00</u>	
WILLIAM H SADLIER INC						
		MEDICAID		918	762.20	10-1220-411-11
					<u>\$762.20</u>	
				Report Total	<u>\$605,482.08</u>	

Revenue Report

Printed: 9/5/2017 10:43 AM
PUTNAM COUNTY CUSD #535

Education Fund 10							
Source of Revenue		1112	Bond and Interest Purposes Levy				
Account	Description	M.T.D. Revenue	Y.T.D. Revenue	Revenue Budget	Budget Balance Revenue	% of Budget	State Account Number
Bond and Interest Purposes Levy							
10-111200-1	FIRST PRIOR YEAR LEVY	37,789.70	1,852,501.78	3,293,745.00	1,441,243.22	56.24	10-1112
1112	Bond and Interest Purposes Levy	37,789.70	1,852,501.78	3,293,745.00	1,441,243.22	56.24	* Source of Revenue
1St Prior Yr-Tort							
10-112200-1	TORT IMMUNITY-1ST PRIOR	0.00	0.00	0.00	0.00	0.00	10-1122
1122	1St Prior Yr-Tort	0.00	0.00	0.00	0.00	0.00	* Source of Revenue
Leasing Purposes Levy							
10-113000-1	FIRST PRIOR YR LEASE	694.65	34,053.48	60,547.00	26,493.52	56.24	10-1130
1130	Leasing Purposes Levy	694.65	34,053.48	60,547.00	26,493.52	56.24	* Source of Revenue
Curr Yr Levy-Special Ed							
10-114100-1	SP ED PRIOR YEAR LEVY	555.73	27,243.84	48,437.00	21,193.16	56.25	10-1141
1141	Curr Yr Levy-Special Ed	555.73	27,243.84	48,437.00	21,193.16	56.25	* Source of Revenue
Mobile Home Privilege Tax							
10-121000-1	MOBILE HOME PRIVILEGE TA	0.00	0.00	0.00	0.00	0.00	10-1210
1210	Mobile Home Privilege Tax	0.00	0.00	0.00	0.00	0.00	* Source of Revenue
Corp Pers Prop Repl Tax							
10-123000-1	CORP PERS PROP REPLC TAX	21,136.54	279,557.88	2,200,000.00	1,920,442.12	12.71	10-1230
1230	Corp Pers Prop Repl Tax	21,136.54	279,557.88	2,200,000.00	1,920,442.12	12.71	* Source of Revenue
Source of Revenue 1290							
10-129000-1	WETLANDS	0.00	0.00	0.00	0.00	0.00	10-1290
1290	Source of Revenue 1290	0.00	0.00	0.00	0.00	0.00	* Source of Revenue
Reg Tuition from Other Districts (In-State)							
10-131200-1	PUPIL TUITION OTHER LEA	0.00	0.00	317,000.00	317,000.00	0.00	10-1312
1312	Reg Tuition from Other Districts (In-State)	0.00	0.00	317,000.00	317,000.00	0.00	* Source of Revenue
Regular Tuition from Other Sources (In-State)							
10-131300-1		0.00	0.00	0.00	0.00	0.00	10-1313
1313	Regular Tuition from Other Sources (In-State)	0.00	0.00	0.00	0.00	0.00	* Source of Revenue
Sp Ed Tuition-from Other Districts (In-State)							
10-134200-1	PUPIL TUI-SP ED OTHER LEA	0.00	0.00	8,000.00	8,000.00	0.00	10-1342
1342	Sp Ed Tuition-from Other Districts (In-State)	0.00	0.00	8,000.00	8,000.00	0.00	* Source of Revenue
Interest On Investments							
10-151000-1	TAX INTEREST	0.00	0.00	0.00	0.00	0.00	10-1510
1510	Interest On Investments	0.00	0.00	0.00	0.00	0.00	* Source of Revenue

Revenue Report

Printed: 9/5/2017 10:43 AM
PUTNAM COUNTY CUSD #535

Education Fund 10							
Source of Revenue							
1511	Interest On Investments						
Account	Description	M.T.D. Revenue	Y.T.D. Revenue	Revenue Budget	Budget Balance Revenue	% of Budget	State Account Number
Interest On Investments							
10-151100-1	ED-INT ON INVESTMENTS	1,427.45	2,686.90	17,500.00	14,813.10	15.35	10-1511
1511	Interest On Investments	1,427.45	2,686.90	17,500.00	14,813.10	15.35	* Source of Revenue
Interest-Swaney Bonds							
10-151200-1	INTEREST-SWANNEY BONDS	0.00	0.00	0.00	0.00	0.00	10-1512
1512	Interest-Swaney Bonds	0.00	0.00	0.00	0.00	0.00	* Source of Revenue
Interest-Farnsworth							
10-151300-1	INTEREST-FARNSWORTH	0.00	0.00	100.00	100.00	0.00	10-1513
1513	Interest-Farnsworth	0.00	0.00	100.00	100.00	0.00	* Source of Revenue
Sales To Pupils-Lunch							
10-161100-1	STUDENT LUNCH	17,476.31	17,476.31	115,000.00	97,523.69	15.20	10-1611
1611	Sales To Pupils-Lunch	17,476.31	17,476.31	115,000.00	97,523.69	15.20	* Source of Revenue
Sales To Pupils-BFast							
10-161200-1	STUDENT BREAKFAST	0.00	0.00	16,000.00	16,000.00	0.00	10-1612
1612	Sales To Pupils-BFast	0.00	0.00	16,000.00	16,000.00	0.00	* Source of Revenue
Sales To Pupils-Other							
10-161400-1	MILK SALES (OTHER)	0.00	0.00	9,500.00	9,500.00	0.00	10-1614
1614	Sales To Pupils-Other	0.00	0.00	9,500.00	9,500.00	0.00	* Source of Revenue
Sales To Adults							
10-162000-1	ADULT LUNCHESES/BREAKFAST	0.00	0.00	5,000.00	5,000.00	0.00	10-1620
1620	Sales To Adults	0.00	0.00	5,000.00	5,000.00	0.00	* Source of Revenue
Other Food Service							
10-169000-1	HEAD START LUNCHESES	0.00	0.00	0.00	0.00	0.00	10-1690
1690	Other Food Service	0.00	0.00	0.00	0.00	0.00	* Source of Revenue
Admissions-Athletic							
10-171102-2	H S ATHLETIC ADMISSIONS	447.00	447.00	15,000.00	14,553.00	2.98	10-1711-2
10-171104-3	JR HI-ATHLETIC ADMISSION	0.00	0.00	5,000.00	5,000.00	0.00	10-1711-4
1711	Admissions-Athletic	447.00	447.00	20,000.00	19,553.00	2.24	* Source of Revenue
HS/JR Tourney							
10-171400-1	H S / JR HI TOURNEY REV	0.00	0.00	3,000.00	3,000.00	0.00	10-1714
1714	HS/JR Tourney	0.00	0.00	3,000.00	3,000.00	0.00	* Source of Revenue
Admissions-Other							
10-171900-1	ADMISSION - OTHERS	0.00	0.00	11,000.00	11,000.00	0.00	10-1719

Revenue Report

Printed: 9/5/2017 10:43 AM
PUTNAM COUNTY CUSD #535

Education Fund 10							
Source of Revenue		1719	Admissions-Other				
Source of Revenue							
Account	Description	M.T.D. Revenue	Y.T.D. Revenue	Revenue Budget	Budget Balance Revenue	% of Budget	State Account Number
1719	Admissions-Other	0.00	0.00	11,000.00	11,000.00	0.00	* Source of Revenue
Fees							
10-172000-1	ACTIVITY FEES HS	9,360.00	9,360.00	3,700.00	(5,660.00)	252.97	10-1720
10-172000-2	ACTIVITY FEES HS	565.00	565.00	13,500.00	12,935.00	4.19	10-1720
10-172000-3	ACTIVITY FEES JR H	3,190.00	3,190.00	3,500.00	310.00	91.14	10-1720
1720	Fees	13,115.00	13,115.00	20,700.00	7,585.00	63.36	* Source of Revenue
Other Pupil Activity Rev							
10-179000-1	OTHER DISTRICT REVENUE	0.00	0.00	1,000.00	1,000.00	0.00	10-1790
10-179000-8	H S PE RESALE	2,294.00	2,294.00	4,000.00	1,706.00	57.35	10-1790
10-179001-8	JH PE RESALE	1,384.00	1,384.00	3,000.00	1,616.00	46.13	10-1790-1
1790	Other Pupil Activity Rev	3,678.00	3,678.00	8,000.00	4,322.00	45.98	* Source of Revenue
Shop Resale							
10-179100-9	HS DRIVERS ED PUPIL FEE	1,100.00	1,100.00	0.00	(1,100.00)	0.00	10-1791
1791	Shop Resale	1,100.00	1,100.00	0.00	(1,100.00)	0.00	* Source of Revenue
Music Resale							
10-179200-10	MUSIC RESALE	260.00	260.00	200.00	(60.00)	130.00	10-1792
1792	Music Resale	260.00	260.00	200.00	(60.00)	130.00	* Source of Revenue
Rentals-Regular Textbook							
10-181100-1	PRIM-TEXTBOOK RENTAL	10,505.00	10,505.00	12,500.00	1,995.00	84.04	10-1811
10-181100-2	H S- TEXTBOOK RENTAL	17,633.00	17,633.00	22,500.00	4,867.00	78.37	10-1811
10-181100-3	JR HI-TEXTBOOK RENTAL	6,565.00	6,565.00	8,500.00	1,935.00	77.24	10-1811
10-181100-4	ELEM-TEXTBOOK RENTAL	0.00	0.00	0.00	0.00	0.00	10-1811-4
1811	Rentals-Regular Textbook	34,703.00	34,703.00	43,500.00	8,797.00	79.78	* Source of Revenue
Rentals - Other							
10-181900-1	INSTRUMENT RENTAL	0.00	0.00	400.00	400.00	0.00	10-1819
1819	Rentals - Other	0.00	0.00	400.00	400.00	0.00	* Source of Revenue
Donations-Private Sources							
10-192000-1	DONATIONS	90.50	92.08	20,000.00	19,907.92	0.46	10-1920
10-192001-1	DONATIONS-NCF	0.00	0.00	0.00	0.00	0.00	10-1920
1920	Donations-Private Sources	90.50	92.08	20,000.00	19,907.92	0.46	* Source of Revenue
Services Provided to Other Districts							
10-194000-1	PSY LEA ASSESSEMENT	0.00	0.00	0.00	0.00	0.00	10-1940
1940	Services Provided to Other Districts	0.00	0.00	0.00	0.00	0.00	* Source of Revenue
SW LEA Assessment							

Revenue Report

Printed: 9/5/2017 10:43 AM
PUTNAM COUNTY CUSD #535

Education Fund 10							
Source of Revenue		1941	SW LEA Assessment				
Source of Revenue							
Account	Description	M.T.D. Revenue	Y.T.D. Revenue	Revenue Budget	Budget Balance Revenue	% of Budget	State Account Number
10-194100-1	SW LEA ASSESSMENT	0.00	0.00	0.00	0.00	0.00	10-1941
10-194110-1	SPEECH LEA ASSESS	0.00	0.00	0.00	0.00	0.00	10-1941
1941 SW LEA Assessment		0.00	0.00	0.00	0.00	0.00	* Source of Revenue
Lease Incentive Grant							
10-194200-1		0.00	0.00	0.00	0.00	0.00	10-1942
1942 Lease Incentive Grant		0.00	0.00	0.00	0.00	0.00	* Source of Revenue
Refund-Prior Yr Expenditu							
10-195000-1	REFUND EXPENSES	0.00	0.00	13,500.00	13,500.00	0.00	10-1950
1950 Refund-Prior Yr Expenditu		0.00	0.00	13,500.00	13,500.00	0.00	* Source of Revenue
Drivers Education Fees							
10-197000-1	DRIVERS ED FEE	0.00	0.00	3,000.00	3,000.00	0.00	10-1970
1970 Drivers Education Fees		0.00	0.00	3,000.00	3,000.00	0.00	* Source of Revenue
Other Local Revenues							
10-199900-1	OTHER LOCAL REVENUE	9,541.03	13,175.39	90,000.00	76,824.61	14.64	10-1999
10-199900-3	INSURANCE/PLAY EQUIPMENT	0.00	0.00	0.00	0.00	0.00	10-1999
10-199901-1	INTERNET REVENUE	0.00	0.00	0.00	0.00	0.00	10-1999-1
1999 Other Local Revenues		9,541.03	13,175.39	90,000.00	76,824.61	14.64	* Source of Revenue
Source of Revenue 2200							
10-220000-1	POVERTY GRANT	0.00	0.00	0.00	0.00	0.00	10-2200
2200 Source of Revenue 2200		0.00	0.00	0.00	0.00	0.00	* Source of Revenue
Other Flow-Through							
10-223000-1	ROE FLOW THRU	0.00	0.00	0.00	0.00	0.00	10-2230
2230 Other Flow-Through		0.00	0.00	0.00	0.00	0.00	* Source of Revenue
General State Aid							
10-300100-1	GENERAL STATE AID	0.00	0.00	560,500.00	560,500.00	0.00	10-3001
3001 General State Aid		0.00	0.00	560,500.00	560,500.00	0.00	* Source of Revenue
Hold Harmless							
10-300200-1	HOLD HARMLESS GSA	0.00	0.00	0.00	0.00	0.00	10-3002
3002 Hold Harmless		0.00	0.00	0.00	0.00	0.00	* Source of Revenue
Spec Ed-Priv Facility Tui							
10-310000-1	SP ED PRIV FAC TUITION	23,603.83	23,603.83	70,000.00	46,396.17	33.72	10-3100
3100 Spec Ed-Priv Facility Tui		23,603.83	23,603.83	70,000.00	46,396.17	33.72	* Source of Revenue
Spec Ed -Extraordinary							
10-310500-1	SP ED EXTRA ORDINARY	26,721.38	26,721.38	130,000.00	103,278.62	20.55	10-3105

Revenue Report

Printed: 9/5/2017 10:43 AM
PUTNAM COUNTY CUSD #535

Education Fund 10							
Source of Revenue		3105	Spec Ed -Extraordinary				
Source of Revenue							
Account	Description	M.T.D. Revenue	Y.T.D. Revenue	Revenue Budget	Budget Balance Revenue	% of Budget	State Account Number
3105	Spec Ed -Extraordinary	26,721.38	26,721.38	130,000.00	103,278.62	20.55	* Source of Revenue
Spec Ed -Personnel							
10-311000-1	SP ED PERSONNEL	55,006.36	55,006.36	240,000.00	184,993.64	22.92	10-3110
3110	Spec Ed -Personnel	55,006.36	55,006.36	240,000.00	184,993.64	22.92	* Source of Revenue
Spec Ed-Orphanage-Individ							
10-312000-1	SP ED ORPHANAGE	5,203.18	5,203.18	31,207.00	26,003.82	16.67	10-3120
3120	Spec Ed-Orphanage-Individ	5,203.18	5,203.18	31,207.00	26,003.82	16.67	* Source of Revenue
Spec Ed -Summer School							
10-314500-1	SP ED SUMMER SCHOOL	0.00	0.00	500.00	500.00	0.00	10-3145
3145	Spec Ed -Summer School	0.00	0.00	500.00	500.00	0.00	* Source of Revenue
Career and Technical Education CTE Tech Prep							
10-322000-40	CTEI GRANT-SRAVTE	0.00	0.00	19,688.00	19,688.00	0.00	10-3200
3200	Career and Technical Education CTE Tech Prep	0.00	0.00	19,688.00	19,688.00	0.00	* Source of Revenue
Voc Ed - Formula							
10-321500-18	VOC AG STATE GRTS	0.00	0.00	0.00	0.00	0.00	10-3215
3215	Voc Ed - Formula	0.00	0.00	0.00	0.00	0.00	* Source of Revenue
CTE - Agriculture Education							
10-323500-19	VOC AG SUPPLEMENTAL	0.00	0.00	2,489.00	2,489.00	0.00	10-3235
3235	CTE - Agriculture Education	0.00	0.00	2,489.00	2,489.00	0.00	* Source of Revenue
CTE - Other							
10-329900-40	FCAE GRANT	0.00	0.00	0.00	0.00	0.00	10-3299
3299	CTE - Other	0.00	0.00	0.00	0.00	0.00	* Source of Revenue
Bilingual Ed-Downstate- TPI and TBE							
10-330500-20	TPI/TBE BILINGUAL ED	0.00	0.00	0.00	0.00	0.00	10-3305
3305	Bilingual Ed-Downstate- TPI and TBE	0.00	0.00	0.00	0.00	0.00	* Source of Revenue
State Free Lunch/BFfast							
10-336000-1	IL FREE LUNCH/BRKFST AIDE	115.79	115.79	3,500.00	3,384.21	3.31	10-3360
10-336500-1	IL BREAKFAST INITIATIVE	0.00	0.00	0.00	0.00	0.00	10-3360
3360	State Free Lunch/BFfast	115.79	115.79	3,500.00	3,384.21	3.31	* Source of Revenue
Driver Education							
10-337000-1	DRIVERS ED REIMBURSEMENT	0.00	3,509.30	15,000.00	11,490.70	23.40	10-3370-1
3370	Driver Education	0.00	3,509.30	15,000.00	11,490.70	23.40	* Source of Revenue
Learning Improvement-Change Grants							

Revenue Report

Printed: 9/5/2017 10:43 AM
PUTNAM COUNTY CUSD #535

Education Fund 10							
Source of Revenue		3610	Learning Improvement-Change Grants				
Account	Description	M.T.D. Revenue	Y.T.D. Revenue	Revenue Budget	Budget Balance Revenue	% of Budget	State Account Number
10-361002-1	SCHOOL IMP-HOP	0.00	0.00	0.00	0.00	0.00	10-3610
3610	Learning Improvement-Change Grants	0.00	0.00	0.00	0.00	0.00	* Source of Revenue
School Imp Grant							
10-364000-24	SCHOOL IMP BLOCK GRANT	0.00	0.00	0.00	0.00	0.00	10-3640
3640	School Imp Grant	0.00	0.00	0.00	0.00	0.00	* Source of Revenue
Quality Assurance Grant							
10-364100-31	LEARNING IMP GRANT	0.00	0.00	0.00	0.00	0.00	10-3641
3641	Quality Assurance Grant	0.00	0.00	0.00	0.00	0.00	* Source of Revenue
National Board Certification							
10-365100-1	NATL BOARD CERTIFIC	0.00	0.00	0.00	0.00	0.00	10-3651-1
3651	National Board Certification	0.00	0.00	0.00	0.00	0.00	* Source of Revenue
Truants Alt/Opt Education							
10-369500-1	SAFE TO LEARN GRANT	0.00	0.00	0.00	0.00	0.00	10-3695
3695	Truants Alt/Opt Education	0.00	0.00	0.00	0.00	0.00	* Source of Revenue
Early Childhood - Block Grant							
10-370500-26	EARLY CHILDHOOD GRT GRANT	0.00	0.00	137,800.00	137,800.00	0.00	10-3705
3705	Early Childhood - Block Grant	0.00	0.00	137,800.00	137,800.00	0.00	* Source of Revenue
Reading Improvement - Block Grant							
10-371500-27	READING IMPROVEMENT GRAN	0.00	0.00	0.00	0.00	0.00	10-3715
3715	Reading Improvement - Block Grant	0.00	0.00	0.00	0.00	0.00	* Source of Revenue
Continued Reading Improvement Block Grant							
10-372500-28		0.00	0.00	0.00	0.00	0.00	10-3725
3725	Continued Reading Improvement Block Grant	0.00	0.00	0.00	0.00	0.00	* Source of Revenue
Report Cards							
10-373500-1		0.00	0.00	0.00	0.00	0.00	10-3735
3735	Report Cards	0.00	0.00	0.00	0.00	0.00	* Source of Revenue
School Safety & Educational Improv Block Grant							
10-377500-43	ADA BLOCK GRANT	0.00	0.00	0.00	0.00	0.00	10-3775
3775	School Safety & Educational Improv Block Grant	0.00	0.00	0.00	0.00	0.00	* Source of Revenue
Closing The Gap							
10-379200-1		0.00	0.00	0.00	0.00	0.00	10-3792
3792	Closing The Gap	0.00	0.00	0.00	0.00	0.00	* Source of Revenue
TIP GRANT							

Revenue Report

Printed: 9/5/2017 10:43 AM
PUTNAM COUNTY CUSD #535

Education Fund 10							
Source of Revenue		3794	TIP GRANT				
Source of Revenue							
Account	Description	M.T.D. Revenue	Y.T.D. Revenue	Revenue Budget	Budget Balance Revenue	% of Budget	State Account Number
10-379400-1		0.00	0.00	0.00	0.00	0.00	10-3794
	3794 TIP GRANT	0.00	0.00	0.00	0.00	0.00	* Source of Revenue
State Library Grant							
10-380000-32		0.00	0.00	0.00	0.00	0.00	10-3800
	3800 State Library Grant	0.00	0.00	0.00	0.00	0.00	* Source of Revenue
Emer Fin Assist/Temp Reloc Grant/Other Restr Rev							
10-399900-1	LIBRARY GRNT/OTHER STATE REV	0.00	0.00	5,000.00	5,000.00	0.00	10-3999
10-399901-1	RESPRO GRANT	0.00	0.00	0.00	0.00	0.00	10-3999
	3999 Emer Fin Assist/Temp Reloc Grant/Other Restr Rev	0.00	0.00	5,000.00	5,000.00	0.00	* Source of Revenue
Title V - Innovation and Flexibility Formula							
10-410000-37	TITLE V INVO(CHAR CTS	0.00	0.00	0.00	0.00	0.00	10-4100
	4100 Title V - Innovation and Flexibility Formula	0.00	0.00	0.00	0.00	0.00	* Source of Revenue
Esea-Chap2-Comp-Urban Ed							
10-411000-46		0.00	0.00	0.00	0.00	0.00	10-4110
	4110 Esea-Chap2-Comp-Urban Ed	0.00	0.00	0.00	0.00	0.00	* Source of Revenue
NatL School Lunch Progr							
10-421000-1	FEDERAL LUNCH AID	0.00	0.00	175,000.00	175,000.00	0.00	10-4210
	4210 NatL School Lunch Progr	0.00	0.00	175,000.00	175,000.00	0.00	* Source of Revenue
School Breakfast Program							
10-422000-1	FED BREAKFAST AID	0.00	0.00	36,000.00	36,000.00	0.00	10-4220
	4220 School Breakfast Program	0.00	0.00	36,000.00	36,000.00	0.00	* Source of Revenue
Title I - Low Income							
10-430000-36	TITLE I GRANT	42,290.00	42,290.00	96,550.00	54,260.00	43.80	10-4300
	4300 Title I - Low Income	42,290.00	42,290.00	96,550.00	54,260.00	43.80	* Source of Revenue
Esea-Drug Free-Formula							
10-440000-33	TITLE IV GRT DRUG FREE	0.00	0.00	0.00	0.00	0.00	10-4400
	4400 Esea-Drug Free-Formula	0.00	0.00	0.00	0.00	0.00	* Source of Revenue
Fed-Sp Ed-Idea Flow-Thru							
10-462000-38	SP ED INCENTIVE GRT	0.00	0.00	0.00	0.00	0.00	10-4620
10-462001-38	DISCRETIONARY FUNDS	0.00	0.00	0.00	0.00	0.00	10-4620
10-462002-38	SP ED BLOCK GRT	3,696.78	3,696.78	110,545.00	106,848.22	3.34	10-4620
10-462003-38	DEMONSTR PROJ/LEASE	0.00	0.00	0.00	0.00	0.00	10-4620-1
	4620 Fed-Sp Ed-Idea Flow-Thru	3,696.78	3,696.78	110,545.00	106,848.22	3.34	* Source of Revenue
Fed-Sp Ed-Idea Room&Board							

Revenue Report

Printed: 9/5/2017 10:43 AM
PUTNAM COUNTY CUSD #535

Education Fund 10							
Source of Revenue		4625	Fed-Sp Ed-Idea Room&Board				
Source of Revenue							
Account	Description	M.T.D. Revenue	Y.T.D. Revenue	Revenue Budget	Budget Balance Revenue	% of Budget	State Account Number
10-462500-1	EXCESS (ROOM/BOARD)	0.00	0.00	18,652.00	18,652.00	0.00	10-4625-1
4625	Fed-Sp Ed-Idea Room&Board	0.00	0.00	18,652.00	18,652.00	0.00	* Source of Revenue
Source of Revenue 4770							
10-477000-1	STEP PROGRAM	0.00	0.00	17,696.00	17,696.00	0.00	10-4770-1
10-477000-40	CARL PERKINS	0.00	0.00	8,441.00	8,441.00	0.00	10-4770-1-40
4770	Source of Revenue 4770	0.00	0.00	26,137.00	26,137.00	0.00	* Source of Revenue
SFSF/GSA REVENUE							
10-485000-44	SFSF/GSA REVENUE	0.00	0.00	0.00	0.00	0.00	10-4850
4850	SFSF/GSA REVENUE	0.00	0.00	0.00	0.00	0.00	* Source of Revenue
Source of Revenue 4854							
10-485100-44	ARRA TITLE I	0.00	0.00	0.00	0.00	0.00	10-4854
4854	Source of Revenue 4854	0.00	0.00	0.00	0.00	0.00	* Source of Revenue
ARRA IDEA PART B							
10-485700-44	ARRA IDEA PART B	0.00	0.00	0.00	0.00	0.00	10-4857-1
4857	ARRA IDEA PART B	0.00	0.00	0.00	0.00	0.00	* Source of Revenue
GSA ARRA							
10-487000-44	ARRA GSA	0.00	0.00	0.00	0.00	0.00	10-4870-1
4870	GSA ARRA	0.00	0.00	0.00	0.00	0.00	* Source of Revenue
ARRA ED JOBS							
10-488000-44	ARRA ED JOBS FUND	0.00	0.00	0.00	0.00	0.00	10-4880-1
4880	ARRA ED JOBS	0.00	0.00	0.00	0.00	0.00	* Source of Revenue
Medicaid Matching Fund							
10-490000-11		0.00	0.00	0.00	0.00	0.00	10-4900
4900	Medicaid Matching Fund	0.00	0.00	0.00	0.00	0.00	* Source of Revenue
Title II - Teacher Quality							
10-493200-42	TITLE II TEACHER QUALITY	2,383.00	2,383.00	16,770.00	14,387.00	14.21	10-4935
4935	Title II - Teacher Quality	2,383.00	2,383.00	16,770.00	14,387.00	14.21	* Source of Revenue
Goals 2000-School Improve							
10-494500-14		0.00	0.00	0.00	0.00	0.00	10-4945
4945	Goals 2000-School Improve	0.00	0.00	0.00	0.00	0.00	* Source of Revenue
Title II-Technology Enhancing Ed Formula Grant							
10-497100-1	TITLE IID-TECH ENHANC	0.00	0.00	0.00	0.00	0.00	10-4971
4971	Title II-Technology Enhancing Ed Formula Grant	0.00	0.00	0.00	0.00	0.00	* Source of Revenue

Revenue Report

Printed: 9/5/2017 10:43 AM
PUTNAM COUNTY CUSD #535

Education Fund 10							
Source of Revenue		4991	Medicaid Admin				
Source of Revenue							
Account	Description	M.T.D. Revenue	Y.T.D. Revenue	Revenue Budget	Budget Balance Revenue	% of Budget	State Account Number
Medicaid Admin							
10-499100-11							
	MEDICAID-ADMIN OUTREACH	9,947.18	9,947.18	20,000.00	10,052.82	49.74	10-4991-1
4991	Medicaid Admin	9,947.18	9,947.18	20,000.00	10,052.82	49.74	* Source of Revenue
Medicaid FFS							
10-499200-11							
	MEDICAID-FEE FOR SERV	0.00	0.00	35,000.00	35,000.00	0.00	10-4992-1-11
4992	Medicaid FFS	0.00	0.00	35,000.00	35,000.00	0.00	* Source of Revenue
Other Restricted Grants Recd Fed Gov thru State							
10-499800-1							
		0.00	0.00	0.00	0.00	0.00	10-4998-1
4998	Other Restricted Grants Recd Fed Gov thru State	0.00	0.00	0.00	0.00	0.00	* Source of Revenue
Abolishment or Abatement of Working Cash Fund							
10-711000-1							
	TRANS OF WC TECH THRUST	0.00	0.00	0.00	0.00	0.00	10-7110
10-711002-1							
	PERM TRANSFER WC	0.00	0.00	0.00	0.00	0.00	10-7110
10-711001-1							
	TRANSFER OF WC	0.00	0.00	0.00	0.00	0.00	10-7110-1
7110	Abolishment or Abatement of Working Cash Fund	0.00	0.00	0.00	0.00	0.00	* Source of Revenue
Permanent Transfer of Working Cash Fund Interest							
10-712000-1							
	TRANS WC INTEREST	0.00	0.00	0.00	0.00	0.00	10-7120
7120	Permanent Transfer of Working Cash Fund Interest	0.00	0.00	0.00	0.00	0.00	* Source of Revenue
Accrued Int on Bonds							
10-723000-1							
	ACCURED INT B&I	0.00	0.00	0.00	0.00	0.00	10-7230
7230	Accrued Int on Bonds	0.00	0.00	0.00	0.00	0.00	* Source of Revenue
10	Education Fund	310,982.41	2,452,567.46	8,074,467.00	5,621,899.54	30.37	Fund

Revenue Report

Printed: 9/5/2017 10:43 AM
PUTNAM COUNTY CUSD #535

Oper, Build, & Maint Fund 20

Source of Revenue 1112 Bond and Interest Purposes Levy
Source of Revenue

Account	Description	M.T.D. Revenue	Y.T.D. Revenue	Revenue Budget	Budget Balance Revenue	% of Budget	State Account Number
Bond and Interest Purposes Levy							
20-111200-1	FIRST PRIOR YEAR LEVY	6,946.64	340,532.56	605,468.00	264,935.44	56.24	20-1112
1112	Bond and Interest Purposes Levy	6,946.64	340,532.56	605,468.00	264,935.44	56.24	* Source of Revenue
1St Prior Yr-Tort							
20-112200-1	TORT IMMUNITY-1ST PRIOR	0.00	0.00	0.00	0.00	0.00	20-1122
1122	1St Prior Yr-Tort	0.00	0.00	0.00	0.00	0.00	* Source of Revenue
Corp Pers Prop Repl Tax							
20-123000-1	CORP PERS PROP REPL TAX	0.00	0.00	0.00	0.00	0.00	20-1230
1230	Corp Pers Prop Repl Tax	0.00	0.00	0.00	0.00	0.00	* Source of Revenue
Interest On Investments							
20-151100-1	BLD-INT	108.40	161.08	5,000.00	4,838.92	3.22	20-1511
1511	Interest On Investments	108.40	161.08	5,000.00	4,838.92	3.22	* Source of Revenue
Interest-Tree Fund							
20-151500-1	INTEREST - TREE FUND	0.00	0.00	50.00	50.00	0.00	20-1515
1515	Interest-Tree Fund	0.00	0.00	50.00	50.00	0.00	* Source of Revenue
Rentals							
20-191000-1	HOUSE RENT	0.00	0.00	0.00	0.00	0.00	20-1910
1910	Rentals	0.00	0.00	0.00	0.00	0.00	* Source of Revenue
Facility/Grounds Rent							
20-191100-1	FACILITY/GROUND RENT	0.00	0.00	1,000.00	1,000.00	0.00	20-1911
1911	Facility/Grounds Rent	0.00	0.00	1,000.00	1,000.00	0.00	* Source of Revenue
Donations-Private Sources							
20-192000-1	DONATIONS	0.00	0.00	500.00	500.00	0.00	20-1920
1920	Donations-Private Sources	0.00	0.00	500.00	500.00	0.00	* Source of Revenue
Refund-Prior Yr Expenditu							
20-195000-1	REFUND PR YR EXP-BLDG	0.00	0.00	1,000.00	1,000.00	0.00	20-1950
20-195001-1	TORNADO INS/FEM/DON	0.00	0.00	0.00	0.00	0.00	20-1950
1950	Refund-Prior Yr Expenditu	0.00	0.00	1,000.00	1,000.00	0.00	* Source of Revenue
Other Local Revenues							
20-199900-1	OTHER LOCAL REVENUE	42.97	42.97	18,000.00	17,957.03	0.24	20-1999
1999	Other Local Revenues	42.97	42.97	18,000.00	17,957.03	0.24	* Source of Revenue
Flow-Thru Rev-State							
20-210000-1	OTHER STATE REVENUE	0.00	0.00	0.00	0.00	0.00	20-2100

Revenue Report

Printed: 9/5/2017 10:43 AM
PUTNAM COUNTY CUSD #535

Oper, Build, & Maint Fund 20							
Source of Revenue		2100	Flow-Thru Rev-State				
Source of Revenue							
Account	Description	M.T.D. Revenue	Y.T.D. Revenue	Revenue Budget	Budget Balance Revenue	% of Budget	State Account Number
2100	Flow-Thru Rev-State	0.00	0.00	0.00	0.00	0.00	* Source of Revenue
Infrastructure Improv-Planning/Construction							
20-392000-1	INFRA IMPROVE-PLAN/CONST	0.00	0.00	0.00	0.00	0.00	20-3920-1
3920	Infrastructure Improv-Planning/Construction	0.00	0.00	0.00	0.00	0.00	* Source of Revenue
SCHL INFRASTRUCT/MAINT PROJ							
20-392500-1	SCHL INFRASTRUCT/MAINT PROJ	0.00	0.00	0.00	0.00	0.00	20-3925-1-1
3925	SCHL INFRASTRUCT/MAINT PROJ	0.00	0.00	0.00	0.00	0.00	* Source of Revenue
Emer Fin Assist/Temp Reloc Grant/Other Restr Rev							
20-399900-1	OTHER STATE REVENUE	0.00	0.00	0.00	0.00	0.00	20-3999
3999	Emer Fin Assist/Temp Reloc Grant/Other Restr Rev	0.00	0.00	0.00	0.00	0.00	* Source of Revenue
Medicaid Matching Fund							
20-490000-11		0.00	0.00	0.00	0.00	0.00	20-4900
4900	Medicaid Matching Fund	0.00	0.00	0.00	0.00	0.00	* Source of Revenue
Renovation Grant							
20-498000-1		0.00	0.00	0.00	0.00	0.00	20-4980
4980	Renovation Grant	0.00	0.00	0.00	0.00	0.00	* Source of Revenue
Abolishment or Abatement of Working Cash Fund							
20-711001-1	TRANSFER WC	0.00	0.00	200,000.00	200,000.00	0.00	20-7110
7110	Abolishment or Abatement of Working Cash Fund	0.00	0.00	200,000.00	200,000.00	0.00	* Source of Revenue
Permanent Transfer							
20-713000-1	PERM TRANSFER FROM W/C	0.00	0.00	0.00	0.00	0.00	20-7130-1
7130	Permanent Transfer	0.00	0.00	0.00	0.00	0.00	* Source of Revenue
Transfers from Other Funds Pay Princ'l Cap Leases							
20-740000-1	SALE/COMP FIXED ASSETS	0.00	0.00	0.00	0.00	0.00	20-7400
7400	Transfers from Other Funds Pay Princ'l Cap Leases	0.00	0.00	0.00	0.00	0.00	* Source of Revenue
20	Oper, Build, & Maint Fund	7,098.01	340,736.61	831,018.00	490,281.39	41.00	Fund

Revenue Report

Printed: 9/5/2017 10:43 AM
PUTNAM COUNTY CUSD #535

Debt Service Fund or Fund Group 30

Source of Revenue 1112 Bond and Interest Purposes Levy
Source of Revenue

Account	Description	M.T.D. Revenue	Y.T.D. Revenue	Revenue Budget	Budget Balance Revenue	% of Budget	State Account Number
Bond and Interest Purposes Levy							
30-111200-1	FIRST PRIOR YEAR LEVY	1,311.98	2,169.22	2,748.00	578.78	78.94	30-1112
1112	Bond and Interest Purposes Levy	1,311.98	2,169.22	2,748.00	578.78	78.94	* Source of Revenue
Interest On Investments							
30-151100-1	B/I-INT INVESTMENTS	100.74	153.07	500.00	346.93	30.61	30-1511
1511	Interest On Investments	100.74	153.07	500.00	346.93	30.61	* Source of Revenue
Abolishment or Abatement of Working Cash Fund							
30-711000-1	PERM TRANSFER FROM W/C	0.00	0.00	49,994.00	49,994.00	0.00	30-7110-1
7110	Abolishment or Abatement of Working Cash Fund	0.00	0.00	49,994.00	49,994.00	0.00	* Source of Revenue
Accured Int on Bonds							
30-723000-1	ACCRUED INT ON BONDS SOL	0.00	0.00	0.00	0.00	0.00	30-7230
7230	Accured Int on Bonds	0.00	0.00	0.00	0.00	0.00	* Source of Revenue
30	Debt Service Fund or Fund Group	1,412.72	2,322.29	53,242.00	50,919.71	4.36	Fund

36

Revenue Report

Printed: 9/5/2017 10:43 AM
PUTNAM COUNTY CUSD #535

Transportation Fund 40

Source of Revenue 1112 Bond and Interest Purposes Levy
Source of Revenue

Account	Description	M.T.D. Revenue	Y.T.D. Revenue	Revenue Budget	Budget Balance Revenue	% of Budget	State Account Number
Bond and Interest Purposes Levy							
40-111200-1	FIRST PRIOR YR LEVY TRAN	2,778.64	136,214.11	242,187.00	105,972.89	56.24	40-1112
1112	Bond and Interest Purposes Levy	2,778.64	136,214.11	242,187.00	105,972.89	56.24	* Source of Revenue
1St Prior Yr-Tort							
40-112200-1	1ST PRIOR YR LEVY-TORT	0.00	0.00	0.00	0.00	0.00	40-1122
1122	1St Prior Yr-Tort	0.00	0.00	0.00	0.00	0.00	* Source of Revenue
Corp Pers Prop Repl Tax							
40-123000-1	CORP REPLACEMNT PROP TAX	0.00	200,000.00	200,000.00	0.00	100.00	40-1230
1230	Corp Pers Prop Repl Tax	0.00	200,000.00	200,000.00	0.00	100.00	* Source of Revenue
Spec Ed Trans-Pupils/Pare							
40-144100-1	ORPHANAGE TRANS REIMB	0.00	0.00	0.00	0.00	0.00	40-1441
1441	Spec Ed Trans-Pupils/Pare	0.00	0.00	0.00	0.00	0.00	* Source of Revenue
Interest On Investments							
40-151100-1	TRANSP-INT	164.46	263.18	1,000.00	736.82	26.32	40-1511
1511	Interest On Investments	164.46	263.18	1,000.00	736.82	26.32	* Source of Revenue
Refund-Prior Yr Expenditu							
40-195000-1	REFUND TRANSP	0.00	0.00	0.00	0.00	0.00	40-1950
1950	Refund-Prior Yr Expenditu	0.00	0.00	0.00	0.00	0.00	* Source of Revenue
Other Local Revenues							
40-199900-1	OTHER LOCAL REVENUE	0.00	235.50	11,000.00	10,764.50	2.14	40-1999
1999	Other Local Revenues	0.00	235.50	11,000.00	10,764.50	2.14	* Source of Revenue
Transportation Regular/Vocational							
40-350000-1	REG TRANSPORTATION AID	85,635.42	85,635.42	365,500.00	279,864.58	23.43	40-3500
3500	Transportation Regular/Vocational	85,635.42	85,635.42	365,500.00	279,864.58	23.43	* Source of Revenue
Transportation-Vocational							
40-350500-1	VOC TRANSPORTATION AID	0.00	0.00	13,170.00	13,170.00	0.00	40-3505
3505	Transportation-Vocational	0.00	0.00	13,170.00	13,170.00	0.00	* Source of Revenue
Transportation-Spec Ed							
40-351000-1	SP ED TRANSPORTATION AID	48,221.07	48,221.07	205,251.00	157,029.93	23.49	40-3510
3510	Transportation-Spec Ed	48,221.07	48,221.07	205,251.00	157,029.93	23.49	* Source of Revenue
Other State Revenue							
40-351100-1	OTHER STATE REVENUE	0.00	0.00	0.00	0.00	0.00	40-3511
3511	Other State Revenue	0.00	0.00	0.00	0.00	0.00	* Source of Revenue

37

Revenue Report

Printed: 9/5/2017 10:43 AM
PUTNAM COUNTY CUSD #535

Transportation Fund 40							
Source of Revenue		3705	Early Childhood - Block Grant				
Source of Revenue							
Account	Description	M.T.D. Revenue	Y.T.D. Revenue	Revenue Budget	Budget Balance Revenue	% of Budget	State Account Number
Early Childhood - Block Grant							
40-370500-26	ECE TRANSPORTATION	30,400.00	71,600.00	95,000.00	23,400.00	75.37	40-3705
3705	Early Childhood - Block Grant	30,400.00	71,600.00	95,000.00	23,400.00	75.37	* Source of Revenue
ARRA IDEA PART B							
40-485700-44	IDEAARRA	0.00	0.00	0.00	0.00	0.00	40-4857
4857	ARRA IDEA PART B	0.00	0.00	0.00	0.00	0.00	* Source of Revenue
Abolishment or Abatement of Working Cash Fund							
40-711000-1	PERM TRANSFER W/C	0.00	0.00	0.00	0.00	0.00	40-7110-1
7110	Abolishment or Abatement of Working Cash Fund	0.00	0.00	0.00	0.00	0.00	* Source of Revenue
Permanent Transfer							
40-713000-1	PERMANENT TRANSFER	0.00	0.00	0.00	0.00	0.00	40-7130-1
7130	Permanent Transfer	0.00	0.00	0.00	0.00	0.00	* Source of Revenue
40	Transportation Fund	167,199.59	542,169.28	1,133,108.00	590,938.72	47.85	Fund

38

Revenue Report

Printed: 9/5/2017 10:43 AM
PUTNAM COUNTY CUSD #535

I.M.R.F./Soc. Sec. Fund 50							
Source of Revenue		1112	Bond and Interest Purposes Levy				
Source of Revenue							
Account	Description	M.T.D. Revenue	Y.T.D. Revenue	Revenue Budget	Budget Balance Revenue	% of Budget	State Account Number
Bond and Interest Purposes Levy							
50-111200-1	FIRST PRIOR YR LEVY-IMRF	1,669.44	81,837.02	145,506.00	63,668.98	56.24	50-1112
50-111201-1	FIRST PRIOR YR-SS	1,058.11	51,869.22	92,224.86	40,355.64	56.24	50-1112
1112 Bond and Interest Purposes Levy		2,727.55	133,706.24	237,730.86	104,024.62	56.24	* Source of Revenue
Working Cash Purposes Levy							
50-111500-1	MEDICARE-FIRST PRIOR YR	0.00	0.00	0.00	0.00	0.00	50-1115
1115 Working Cash Purposes Levy		0.00	0.00	0.00	0.00	0.00	* Source of Revenue
Soc.Sec./Med Only Levy							
50-115000-1	FIRST PRIOR YR-S S	0.00	0.00	0.00	0.00	0.00	50-1150
1150 Soc.Sec./Med Only Levy		0.00	0.00	0.00	0.00	0.00	* Source of Revenue
Corp Pers Prop Repl Tax							
50-123000-1	CORP PERS PROP REPL TAX	0.00	0.00	174,252.00	174,252.00	0.00	50-1230
1230 Corp Pers Prop Repl Tax		0.00	0.00	174,252.00	174,252.00	0.00	* Source of Revenue
Interest On Investments							
50-151100-1	IMRF-INT	64.90	192.60	1,000.00	807.40	19.26	50-1511
1511 Interest On Investments		64.90	192.60	1,000.00	807.40	19.26	* Source of Revenue
Other Local Revenues							
50-199900-1	OTHER LOCAL REVENUE	0.00	0.00	0.00	0.00	0.00	50-1999
1999 Other Local Revenues		0.00	0.00	0.00	0.00	0.00	* Source of Revenue
50 I.M.R.F./Soc. Sec. Fund		2,792.45	133,898.84	412,982.86	279,084.02	32.42	Fund

Revenue Report

Printed: 9/5/2017 10:43 AM
PUTNAM COUNTY CUSD #535

Capital Projects Fund or Fund Group 60

Source of Revenue 1112 Bond and Interest Purposes Levy
Source of Revenue

Account	Description	M.T.D. Revenue	Y.T.D. Revenue	Revenue Budget	Budget Balance Revenue	% of Budget	State Account Number
Bond and Interest Purposes Levy							
60-111200-1	FIRST PRIOR CAP PROJ	0.00	0.00	0.00	0.00	0.00	60-1112
1112	Bond and Interest Purposes Levy	0.00	0.00	0.00	0.00	0.00	* Source of Revenue
Interest On Investments							
60-151100-1	INTEREST-CAP PROJ	0.00	0.00	0.00	0.00	0.00	60-1511
1511	Interest On Investments	0.00	0.00	0.00	0.00	0.00	* Source of Revenue
Refund-Prior Yr Expenditu							
60-195000-1	REFUND PRIOR YR EXP	0.00	0.00	0.00	0.00	0.00	60-1950
1950	Refund-Prior Yr Expenditu	0.00	0.00	0.00	0.00	0.00	* Source of Revenue
Other Local Revenues							
60-199900-1	OTHER LOCAL REV CAP PROJ	0.00	0.00	0.00	0.00	0.00	60-1999
1999	Other Local Revenues	0.00	0.00	0.00	0.00	0.00	* Source of Revenue
Infrastructure Improv-Planning/Construction							
60-392000-1	INFRA IMPROVE-PLAN/CONST	0.00	0.00	0.00	0.00	0.00	60-3920
3920	Infrastructure Improv-Planning/Construction	0.00	0.00	0.00	0.00	0.00	* Source of Revenue
Transfer from Other Funds for Capital Projects							
60-780000-1	IEMA/CDB TRANSFER	0.00	0.00	0.00	0.00	0.00	60-7800
7800	Transfer from Other Funds for Capital Projects	0.00	0.00	0.00	0.00	0.00	* Source of Revenue
60	Capital Projects Fund or Fund Group	0.00	0.00	0.00	0.00	0.00	Fund

04

Revenue Report

Printed: 9/5/2017 10:43 AM
PUTNAM COUNTY CUSD #535

Working Cash Fund 70

Source of Revenue 1112 Bond and Interest Purposes Levy
Source of Revenue

Account	Description	M.T.D. Revenue	Y.T.D. Revenue	Revenue Budget	Budget Balance Revenue	% of Budget	State Account Number
Bond and Interest Purposes Levy							
70-111200-1	FIRST PRIOR YR WRKG CASH	694.65	34,053.48	60,547.00	26,493.52	56.24	70-1112
1112	Bond and Interest Purposes Levy	694.65	34,053.48	60,547.00	26,493.52	56.24	* Source of Revenue
Interest On Investments							
70-151100-1	WC-INT	364.11	749.85	9,200.00	8,450.15	8.15	70-1511
1511	Interest On Investments	364.11	749.85	9,200.00	8,450.15	8.15	* Source of Revenue
Sale Of Bonds							
70-721000-1	PRINCIPAL ON BONDS SOLD	0.00	0.00	0.00	0.00	0.00	70-7210
7210	Sale Of Bonds	0.00	0.00	0.00	0.00	0.00	* Source of Revenue
70	Working Cash Fund	1,058.76	34,803.33	69,747.00	34,943.67	49.90	Fund

Revenue Report

Printed: 9/5/2017 10:43 AM
PUTNAM COUNTY CUSD #535

Tort Immunity and Judgment Fund 80

Source of Revenue 1112 Bond and Interest Purposes Levy
Source of Revenue

Account	Description	M.T.D. Revenue	Y.T.D. Revenue	Revenue Budget	Budget Balance Revenue	% of Budget	State Account Number
Bond and Interest Purposes Levy							
80-111200-1	FIRST PRIOR YEAR LEVY	3,585.55	175,770.64	312,518.00	136,747.36	56.24	80-1112
1112	Bond and Interest Purposes Levy	3,585.55	175,770.64	312,518.00	136,747.36	56.24	* Source of Revenue
Corp Pers Prop Repl Tax							
80-123000-1	CORP PERS PROP REPLCMNT TAX	0.00	0.00	0.00	0.00	0.00	80-1230-1
1230	Corp Pers Prop Repl Tax	0.00	0.00	0.00	0.00	0.00	* Source of Revenue
Interest On Investments							
80-151100-1	TORT-INTEREST	72.34	121.69	800.00	678.31	15.21	80-1511
1511	Interest On Investments	72.34	121.69	800.00	678.31	15.21	* Source of Revenue
Refund-Prior Yr Expenditu							
80-195000-1	REFUND PRIOR YR EXP	0.00	0.00	0.00	0.00	0.00	80-1950
1950	Refund-Prior Yr Expenditu	0.00	0.00	0.00	0.00	0.00	* Source of Revenue
Other Local Revenues							
80-199900-1	OTHER LOCAL REVENUE	0.00	0.00	0.00	0.00	0.00	80-1999
1999	Other Local Revenues	0.00	0.00	0.00	0.00	0.00	* Source of Revenue
80	Tort Immunity and Judgment Fund	3,657.89	175,892.33	313,318.00	137,425.67	56.14	Fund

24

Revenue Report

Printed: 9/5/2017 10:43 AM
PUTNAM COUNTY CUSD #535

Fire Prevention/Life Safety 90							
Source of Revenue		Bond and Interest Purposes Levy					
Source of Revenue							
Account	Description	M.T.D. Revenue	Y.T.D. Revenue	Revenue Budget	Budget Balance Revenue	% of Budget	State Account Number
Bond and Interest Purposes Levy							
90-111200-1	FIRST PRIOR YEAR LEVY L/	694.65	34,053.48	60,547.00	26,493.52	56.24	90-1112
1112	Bond and Interest Purposes Levy	694.65	34,053.48	60,547.00	26,493.52	56.24	* Source of Revenue
Corp Pers Prop Repl Tax							
90-123000-1	L/S CORP REPL TAX	0.00	0.00	0.00	0.00	0.00	90-1230
1230	Corp Pers Prop Repl Tax	0.00	0.00	0.00	0.00	0.00	* Source of Revenue
Interest On Investments							
90-151100-1	LS-INT ON INVESTMENTS	68.66	127.73	2,000.00	1,872.27	6.39	90-1511
1511	Interest On Investments	68.66	127.73	2,000.00	1,872.27	6.39	* Source of Revenue
Other Local Revenues							
90-199900-1	OTHER REVENUE	0.00	0.00	0.00	0.00	0.00	90-1999
1999	Other Local Revenues	0.00	0.00	0.00	0.00	0.00	* Source of Revenue
Permanent Transfer of Working Cash Fund Interest							
90-712000-1	TRANSFER FROM W/C	0.00	0.00	0.00	0.00	0.00	90-7120
7120	Permanent Transfer of Working Cash Fund Interest	0.00	0.00	0.00	0.00	0.00	* Source of Revenue
Sale Of Bonds							
90-721000-1	SALE OF BONDS	0.00	0.00	0.00	0.00	0.00	90-7210
7210	Sale Of Bonds	0.00	0.00	0.00	0.00	0.00	* Source of Revenue
90	Fire Prevention/Life Safety	763.31	34,181.21	62,547.00	28,365.79	54.65	Fund
Report Total:		<u>494,965.14</u>	<u>3,716,571.35</u>	<u>10,950,429.86</u>	<u>7,233,858.51</u>	<u>33.94</u>	

37

Expenditure Report

Printed: 9/5/2017 10:41 AM
PUTNAM COUNTY CUSD #535

Education Fund 10

Function 1000 Instruction
Function 1110 Elementary
Object 100 Salaries

Account	Description	M.T.D. Activity	Y.T.D. Activity	Open Encumb.	Current Budget	Budget Balance	% of Budget	State Account Number
100	Salaries	49,443.16	98,191.08	23,642.05	670,125.00	548,291.87	18.18	
200	Employee Benefits	5,412.38	13,164.75	6,112.10	138,000.00	118,723.15	13.97	
300	Purchased Services	1,428.51	1,982.05	0.00	32,400.00	30,417.95	6.12	
400	Supplies And Materials	6,019.90	6,019.90	1,727.08	25,300.00	17,553.02	30.62	
500	Capital Outlay	0.00	652.63	0.00	49,500.00	48,847.37	1.32	
1110	Elementary	62,303.95	120,010.41	31,481.23	915,325.00	763,833.36	16.55	** Function
100	Salaries	30,879.73	61,759.46	14,628.30	455,000.00	378,612.24	16.79	
200	Employee Benefits	3,684.53	8,571.13	3,734.78	115,000.00	102,694.09	10.70	
300	Purchased Services	1,428.51	1,982.05	0.00	15,500.00	13,517.95	12.79	
400	Supplies And Materials	4,044.67	4,860.99	3,308.40	25,300.00	17,130.61	32.29	
500	Capital Outlay	0.00	0.00	0.00	1,500.00	1,500.00	0.00	
1111	Primary	40,037.44	77,173.63	21,671.48	612,300.00	513,454.89	16.14	** Function
100	Salaries	40,049.52	80,099.04	24,838.97	616,000.00	511,061.99	17.04	
200	Employee Benefits	5,380.36	10,777.45	7,475.74	156,000.00	137,746.81	11.70	
300	Purchased Services	1,428.51	2,002.57	0.00	16,000.00	13,997.43	12.52	
400	Supplies And Materials	11,487.78	17,684.12	4,350.36	228,600.00	206,565.52	9.64	
500	Capital Outlay	0.00	0.00	0.00	1,500.00	1,500.00	0.00	
600	Other Objects	0.00	0.00	0.00	1,000.00	1,000.00	0.00	
1112	Junior High	58,346.17	110,563.18	36,665.07	1,019,100.00	871,871.75	14.45	** Function
100	Salaries	59,963.03	119,926.06	34,122.37	816,137.00	662,088.57	18.88	
200	Employee Benefits	8,373.01	17,835.78	10,266.42	230,000.00	201,897.80	12.22	
300	Purchased Services	1,514.90	2,068.44	0.00	17,000.00	14,931.56	12.17	
400	Supplies And Materials	4,055.01	11,589.95	12,452.21	98,350.00	74,307.84	24.45	
500	Capital Outlay	0.00	0.00	0.00	1,500.00	1,500.00	0.00	
600	Other Objects	0.00	0.00	0.00	1,000.00	1,000.00	0.00	
1113	High School	73,905.95	151,420.23	56,841.00	1,163,987.00	955,725.77	17.89	** Function
100	Salaries	0.00	0.00	0.00	0.00	0.00	0.00	
1114	Reading Imp	0.00	0.00	0.00	0.00	0.00	0.00	** Function
100	Salaries	6,723.75	13,447.50	3,361.88	82,500.00	65,690.62	20.38	
200	Employee Benefits	524.30	1,632.64	836.00	36,400.00	33,931.36	6.78	
300	Purchased Services	0.00	0.00	0.00	3,750.00	3,750.00	0.00	
400	Supplies And Materials	331.12	331.12	0.00	5,620.00	5,288.88	5.89	
500	Capital Outlay	0.00	0.00	0.00	0.00	0.00	0.00	
600	Other Objects	0.00	0.00	0.00	800.00	800.00	0.00	

44

Expenditure Report

Printed: 9/5/2017 10:41 AM
PUTNAM COUNTY CUSD #535

Education Fund 10

Function 1000 Instruction
Function 1115 MUSIC
Object 600 Other Objects

Account	Description	M.T.D. Activity	Y.T.D. Activity	Open Encumb.	Current Budget	Budget Balance	% of Budget	State Account Number
1115	MUSIC	7,579.17	15,411.26	4,197.88	129,070.00	109,460.86	15.19	** Function
100	Salaries	0.00	0.00	0.00	0.00	0.00	0.00	
400	Supplies And Materials	0.00	0.00	0.00	6,000.00	6,000.00	0.00	
1116	Accel Reader	0.00	0.00	0.00	6,000.00	6,000.00	0.00	** Function
100	Salaries	10,327.27	20,654.54	5,206.94	127,360.00	101,498.52	20.31	
200	Employee Benefits	1,617.17	2,758.35	1,381.80	26,200.00	22,059.85	15.80	
300	Purchased Services	0.00	0.00	0.00	1,200.00	1,200.00	0.00	
400	Supplies And Materials	675.41	675.41	741.47	9,050.00	7,633.12	15.66	
500	Capital Outlay	0.00	0.00	0.00	0.00	0.00	0.00	
1125	Pre-K Programs	12,619.85	24,088.30	7,330.21	163,810.00	132,391.49	19.18	** Function
600	Other Objects	0.00	0.00	0.00	0.00	0.00	0.00	
1203	Emh Handicapped lighted way	0.00	0.00	0.00	0.00	0.00	0.00	** Function
100	Salaries	0.00	0.00	0.00	2,500.00	2,500.00	0.00	
200	Employee Benefits	0.00	0.00	0.00	500.00	500.00	0.00	
300	Purchased Services	0.00	0.00	0.00	73,000.00	73,000.00	0.00	
400	Supplies And Materials	0.00	0.00	0.00	0.00	0.00	0.00	
1204	Physically Hndcap Homebound	0.00	0.00	0.00	76,000.00	76,000.00	0.00	** Function
300	Purchased Services	0.00	0.00	0.00	800.00	800.00	0.00	
1206	Visually Impaired (Vi)	0.00	0.00	0.00	800.00	800.00	0.00	** Function
300	Purchased Services	0.00	5,110.54	0.00	10,300.00	5,189.46	49.62	
400	Supplies And Materials	0.00	0.00	0.00	0.00	0.00	0.00	
1207	Hard Of Hearing (Hh)	0.00	5,110.54	0.00	10,300.00	5,189.46	49.62	** Function
100	Salaries	4,236.29	8,472.58	0.00	53,000.00	44,527.42	15.99	
200	Employee Benefits	556.96	1,113.92	0.00	14,200.00	13,086.08	7.84	
300	Purchased Services	0.00	0.00	0.00	51,528.00	51,528.00	0.00	
400	Supplies And Materials	0.00	0.00	0.00	650.00	650.00	0.00	
1210	Speech & Lang.Impaired	4,793.25	9,586.50	0.00	119,378.00	109,791.50	8.03	** Function
100	Salaries	0.00	0.00	0.00	0.00	0.00	0.00	
200	Employee Benefits	0.00	0.00	0.00	0.00	0.00	0.00	
300	Purchased Services	0.00	0.00	0.00	0.00	0.00	0.00	
400	Supplies And Materials	0.00	0.00	0.00	0.00	0.00	0.00	
1214	PRESCHOOL	0.00	0.00	0.00	0.00	0.00	0.00	** Function
100	Salaries	0.00	0.00	0.00	0.00	0.00	0.00	
200	Employee Benefits	0.00	0.00	0.00	0.00	0.00	0.00	

45

Expenditure Report

Printed: 9/5/2017 10:41 AM
PUTNAM COUNTY CUSD #535

Education Fund 10

Function 1000 Instruction
Function 1219 Pre Kind EARLY CHILDHOOD
Object 300 Purchased Services

Account	Description	M.T.D. Activity	Y.T.D. Activity	Open Encumb.	Current Budget	Budget Balance	% of Budget	State Account Number
300	Purchased Services	0.00	0.00	0.00	0.00	0.00	0.00	
400	Supplies And Materials	0.00	0.00	0.00	0.00	0.00	0.00	
1219	Pre Kind EARLY CHILDHOOD	0.00	0.00	0.00	0.00	0.00	0.00	** Function
100	Salaries	57,709.19	115,985.38	30,102.91	859,000.00	712,911.71	17.01	
200	Employee Benefits	8,535.69	18,159.68	8,914.08	260,000.00	232,926.24	10.41	
300	Purchased Services	328.32	477.38	0.00	2,900.00	2,422.62	16.46	
400	Supplies And Materials	2,364.90	2,454.61	0.00	28,900.00	26,445.39	8.49	
500	Capital Outlay	0.00	0.00	0.00	0.00	0.00	0.00	
1220	Cross-Categorical (Cc)	68,938.10	137,077.05	39,016.99	1,150,800.00	974,705.96	15.30	** Function
100	Salaries	0.00	0.00	0.00	0.00	0.00	0.00	
200	Employee Benefits	0.00	0.00	0.00	0.00	0.00	0.00	
300	Purchased Services	0.00	0.00	0.00	0.00	0.00	0.00	
400	Supplies And Materials	0.00	0.00	0.00	0.00	0.00	0.00	
500	Capital Outlay	0.00	0.00	0.00	0.00	0.00	0.00	
1222	MI	0.00	0.00	0.00	0.00	0.00	0.00	** Function
100	Salaries	5,221.63	10,443.26	2,667.77	68,000.00	54,888.97	19.28	
200	Employee Benefits	1,138.58	2,277.16	840.67	19,600.00	16,482.17	15.91	
300	Purchased Services	0.00	0.00	0.00	500.00	500.00	0.00	
400	Supplies And Materials	0.00	0.00	99.99	1,300.00	1,200.01	7.69	
1225	Special Education Programs Pre-K	6,360.21	12,720.42	3,608.43	89,400.00	73,071.15	18.26	** Function
100	Salaries	4,027.50	8,058.28	1,941.67	54,000.00	44,000.05	18.52	
200	Employee Benefits	576.44	1,152.88	599.55	32,600.00	30,847.57	5.38	
300	Purchased Services	0.00	0.00	2,112.50	6,100.00	3,987.50	34.63	
400	Supplies And Materials	2,534.90	2,534.90	3,008.34	13,213.00	7,669.76	41.95	
500	Capital Outlay	0.00	0.00	0.00	0.00	0.00	0.00	
1250	Remedial and Supplemental Programs K-12	7,138.84	11,746.06	7,662.06	105,913.00	86,504.88	18.32	** Function
100	Salaries	6,319.52	12,639.04	1,662.51	78,500.00	64,198.45	18.22	
200	Employee Benefits	556.96	1,119.12	583.68	23,700.00	21,997.20	7.18	
300	Purchased Services	88.61	88.61	0.00	3,500.00	3,411.39	2.53	
400	Supplies And Materials	0.00	942.00	1,336.88	8,889.00	6,610.12	25.64	
500	Capital Outlay	0.00	0.00	0.00	0.00	0.00	0.00	
600	Other Objects	0.00	0.00	0.00	500.00	500.00	0.00	
1401	VOCATIONAL AG	6,965.09	14,788.77	3,583.07	115,089.00	96,717.16	15.96	** Function
100	Salaries	0.00	0.00	1,245.00	0.00	(1,245.00)	0.00	

46

Expenditure Report

Printed: 9/5/2017 10:41 AM
PUTNAM COUNTY CUSD #535

Education Fund 10

Function 1000 Instruction
Function 1402 INDUSTRIAL ARTS
Object 200 Employee Benefits

Account	Description	M.T.D. Activity	Y.T.D. Activity	Open Encumb.	Current Budget	Budget Balance	% of Budget	State Account Number
200	Employee Benefits	0.00	0.00	501.67	0.00	(501.67)	0.00	
300	Purchased Services	0.00	0.00	0.00	0.00	0.00	0.00	
400	Supplies And Materials	0.00	0.00	0.00	0.00	0.00	0.00	
500	Capital Outlay	0.00	0.00	0.00	0.00	0.00	0.00	
1402	INDUSTRIAL ARTS	0.00	0.00	1,746.67	0.00	(1,746.67)	0.00	** Function
100	Salaries	0.00	0.00	1,159.66	28,930.00	27,770.34	4.01	
200	Employee Benefits	0.00	0.00	597.90	7,500.00	6,902.10	7.97	
300	Purchased Services	0.00	0.00	0.00	600.00	600.00	0.00	
400	Supplies And Materials	4,031.31	4,031.31	2,294.33	800.00	(5,525.64)	790.71	
500	Capital Outlay	0.00	0.00	0.00	0.00	0.00	0.00	
1407	BUSINESS ED	4,031.31	4,031.31	4,051.89	37,830.00	29,746.80	21.37	** Function
100	Salaries	593.34	1,186.68	890.46	25,368.00	23,290.86	8.19	
200	Employee Benefits	0.00	0.00	0.00	5,950.00	5,950.00	0.00	
300	Purchased Services	0.00	0.00	0.00	1,000.00	1,000.00	0.00	
400	Supplies And Materials	0.00	0.00	188.00	300.00	112.00	62.67	
1459	CO-OP PROGRAM	593.34	1,186.68	1,078.46	32,618.00	30,352.86	6.94	** Function
100	Salaries	6,601.84	13,203.68	2,789.99	127,000.00	111,006.33	12.59	
200	Employee Benefits	0.82	40.66	0.00	5,450.00	5,409.34	0.75	
300	Purchased Services	37.88	37.88	0.00	33,500.00	33,462.12	0.11	
400	Supplies And Materials	752.94	4,517.36	1,095.72	17,700.00	12,086.92	31.71	
500	Capital Outlay	1,752.87	1,752.87	3,000.00	10,200.00	5,447.13	46.60	
600	Other Objects	0.00	0.00	0.00	12,500.00	12,500.00	0.00	
1501	ATHLETICS	9,146.35	19,552.45	6,885.71	206,350.00	179,911.84	12.81	** Function
100	Salaries	0.00	0.00	0.00	0.00	0.00	0.00	
200	Employee Benefits	0.00	0.00	0.00	0.00	0.00	0.00	
300	Purchased Services	0.00	0.00	0.00	0.00	0.00	0.00	
400	Supplies And Materials	0.00	0.00	0.00	0.00	0.00	0.00	
500	Capital Outlay	0.00	0.00	0.00	0.00	0.00	0.00	
600	Other Objects	0.00	0.00	0.00	0.00	0.00	0.00	
1502	Music	0.00	0.00	0.00	0.00	0.00	0.00	** Function
100	Salaries	1,970.64	3,941.28	1,040.51	28,000.00	23,018.21	17.79	
200	Employee Benefits	0.00	0.00	0.00	3,000.00	3,000.00	0.00	
300	Purchased Services	0.00	0.00	0.00	500.00	500.00	0.00	
400	Supplies And Materials	2,610.00	2,610.00	2,610.00	6,300.00	1,080.00	82.86	
600	Other Objects	0.00	0.00	0.00	200.00	200.00	0.00	

47

Expenditure Report

Printed: 9/5/2017 10:41 AM
PUTNAM COUNTY CUSD #535

Education Fund 10

Function 1000 Instruction
Function 1540 EXTRA CURRICULAR
Object 600 Other Objects

Account	Description	M.T.D. Activity	Y.T.D. Activity	Open Encumb.	Current Budget	Budget Balance	% of Budget	State Account Number
1540	EXTRA CURRICULAR	4,580.64	6,551.28	3,650.51	38,000.00	27,798.21	26.85	** Function
100	Salaries	0.00	0.00	0.00	18,000.00	18,000.00	0.00	
200	Employee Benefits	0.00	0.00	0.00	3,200.00	3,200.00	0.00	
300	Purchased Services	0.00	0.00	0.00	0.00	0.00	0.00	
400	Supplies And Materials	0.00	0.00	0.00	250.00	250.00	0.00	
1600	Summer School	0.00	0.00	0.00	21,450.00	21,450.00	0.00	** Function
400	Supplies And Materials	0.00	0.00	0.00	0.00	0.00	0.00	
1650	Gifted Programs	0.00	0.00	0.00	0.00	0.00	0.00	** Function
100	Salaries	1,610.00	3,220.00	286.42	24,550.00	21,043.58	14.28	
200	Employee Benefits	0.00	0.00	99.90	3,200.00	3,100.10	3.12	
300	Purchased Services	2,400.00	3,255.77	0.00	7,400.00	4,144.23	44.00	
400	Supplies And Materials	0.00	185.70	0.00	2,000.00	1,814.30	9.29	
1700	Drivers Education Program	4,010.00	6,661.47	386.32	37,150.00	30,102.21	18.97	** Function
100	Salaries	125.00	250.00	62.50	1,500.00	1,187.50	20.83	
300	Purchased Services	0.00	0.00	0.00	0.00	0.00	0.00	
400	Supplies And Materials	0.00	0.00	0.00	0.00	0.00	0.00	
500	Capital Outlay	0.00	0.00	0.00	0.00	0.00	0.00	
1800	Bilingual Programs	125.00	250.00	62.50	1,500.00	1,187.50	20.83	** Function
600	Other Objects	25,119.38	38,884.90	0.00	425,000.00	386,115.10	9.15	
1912	Special Education Programs K-12 - Private Tuition	25,119.38	38,884.90	0.00	425,000.00	386,115.10	9.15	** Function
1000	Instruction	396,594.04	766,814.44	229,919.48	6,477,170.00	5,480,436.08	15.39	* Function
100	Salaries	11,554.25	23,052.06	4,708.62	113,450.00	85,689.32	24.47	
200	Employee Benefits	1,569.54	3,403.65	1,264.77	32,800.00	28,131.58	14.23	
300	Purchased Services	0.00	0.00	0.00	1,500.00	1,500.00	0.00	
400	Supplies And Materials	0.00	0.00	313.76	1,170.00	856.24	26.82	
500	Capital Outlay	0.00	0.00	0.00	0.00	0.00	0.00	
600	Other Objects	0.00	0.00	0.00	200.00	200.00	0.00	
2110	Attendance/Soc Wrk Serv	13,123.79	26,455.71	6,287.15	149,120.00	116,377.14	21.96	** Function
100	Salaries	5,754.55	11,509.10	1,807.64	45,000.00	31,683.26	29.59	
200	Employee Benefits	574.78	1,149.56	553.56	12,800.00	11,096.88	13.31	
300	Purchased Services	0.00	0.00	0.00	1,650.00	1,650.00	0.00	
400	Supplies And Materials	0.00	0.00	0.00	450.00	450.00	0.00	
500	Capital Outlay	0.00	0.00	0.00	0.00	0.00	0.00	
600	Other Objects	0.00	0.00	0.00	100.00	100.00	0.00	

48

Expenditure Report

Printed: 9/5/2017 10:41 AM
PUTNAM COUNTY CUSD #535

Education Fund 10

Function 2000 Support Services
Function 2120 Guidance Services
Object 600 Other Objects

Account	Description	M.T.D. Activity	Y.T.D. Activity	Open Encumb.	Current Budget	Budget Balance	% of Budget	State Account Number
2120	Guidance Services	6,329.33	12,658.66	2,361.20	60,000.00	44,980.14	25.03	** Function
100	Salaries	4,043.50	7,588.61	1,776.10	54,000.00	44,635.29	17.34	
200	Employee Benefits	440.96	736.26	327.43	6,500.00	5,436.31	16.36	
300	Purchased Services	0.00	0.00	0.00	1,700.00	1,700.00	0.00	
400	Supplies And Materials	0.00	0.00	0.00	1,350.00	1,350.00	0.00	
2134	Nurse Services	4,484.46	8,324.87	2,103.53	63,550.00	53,121.60	16.41	** Function
100	Salaries	1,835.70	3,281.63	669.01	16,500.00	12,549.36	23.94	
200	Employee Benefits	554.36	844.15	277.18	3,400.00	2,278.67	32.98	
300	Purchased Services	0.00	0.00	0.00	62,150.00	62,150.00	0.00	
400	Supplies And Materials	0.00	0.00	911.18	1,800.00	888.82	50.62	
500	Capital Outlay	0.00	0.00	0.00	0.00	0.00	0.00	
600	Other Objects	0.00	0.00	0.00	0.00	0.00	0.00	
2140	Psychological Services	2,390.06	4,125.78	1,857.37	83,850.00	77,866.85	7.14	** Function
100	Salaries	0.00	0.00	2,160.52	0.00	(2,160.52)	0.00	
200	Employee Benefits	0.00	0.00	610.59	0.00	(610.59)	0.00	
300	Purchased Services	0.00	0.00	0.00	0.00	0.00	0.00	
400	Supplies And Materials	0.00	0.00	0.00	0.00	0.00	0.00	
2149	Other Psychological Ser	0.00	0.00	2,771.11	0.00	(2,771.11)	0.00	** Function
300	Purchased Services	769.37	1,539.14	0.00	9,300.00	7,760.86	16.55	
400	Supplies And Materials	0.00	0.00	0.00	0.00	0.00	0.00	
500	Capital Outlay	0.00	0.00	0.00	0.00	0.00	0.00	
2190	Other Support Svs Pupils	769.37	1,539.14	0.00	9,300.00	7,760.86	16.55	** Function
300	Purchased Services	0.00	0.00	0.00	0.00	0.00	0.00	
400	Supplies And Materials	0.00	0.00	0.00	1,000.00	1,000.00	0.00	
600	Other Objects	0.00	0.00	0.00	0.00	0.00	0.00	
2191	OTHER SUPPORT	0.00	0.00	0.00	1,000.00	1,000.00	0.00	** Function
300	Purchased Services	0.00	0.00	0.00	0.00	0.00	0.00	
2192	TITLE V CHART COUNTS	0.00	0.00	0.00	0.00	0.00	0.00	** Function
100	Salaries	0.00	0.00	0.00	0.00	0.00	0.00	
200	Employee Benefits	0.00	0.00	0.00	0.00	0.00	0.00	
300	Purchased Services	0.00	0.00	0.00	0.00	0.00	0.00	
400	Supplies And Materials	0.00	0.00	0.00	0.00	0.00	0.00	
2193	Title IV	0.00	0.00	0.00	0.00	0.00	0.00	** Function
100	Salaries	500.00	1,105.00	208.33	51,000.00	49,686.67	2.58	

49

Expenditure Report

Printed: 9/5/2017 10:41 AM
PUTNAM COUNTY CUSD #535

Education Fund 10

Function	2000	Support Services
Function	2210	EPIC
Object	200	Employee Benefits

Account	Description	M.T.D. Activity	Y.T.D. Activity	Open Encumb.	Current Budget	Budget Balance	% of Budget	State Account Number
200	Employee Benefits	0.00	0.00	0.00	5,800.00	5,800.00	0.00	
300	Purchased Services	5,270.00	5,780.00	0.00	21,500.00	15,720.00	26.88	
400	Supplies And Materials	650.68	650.68	0.00	6,000.00	5,349.32	10.84	
2210	EPIC	6,420.68	7,535.68	208.33	84,300.00	76,555.99	9.19	** Function
100	Salaries	0.00	0.00	0.00	0.00	0.00	0.00	
200	Employee Benefits	0.00	0.00	0.00	0.00	0.00	0.00	
300	Purchased Services	0.00	0.00	0.00	0.00	0.00	0.00	
400	Supplies And Materials	0.00	0.00	0.00	0.00	0.00	0.00	
2215	TITLE II CLASS REDUCTION	0.00	0.00	0.00	0.00	0.00	0.00	** Function
300	Purchased Services	0.00	0.00	0.00	0.00	0.00	0.00	
400	Supplies And Materials	0.00	0.00	0.00	0.00	0.00	0.00	
500	Capital Outlay	0.00	0.00	0.00	0.00	0.00	0.00	
2218	Quality Assuarance	0.00	0.00	0.00	0.00	0.00	0.00	** Function
200	Employee Benefits	0.00	0.00	0.00	0.00	0.00	0.00	
300	Purchased Services	0.00	0.00	0.00	0.00	0.00	0.00	
2219	BLOCK GRANT	0.00	0.00	0.00	0.00	0.00	0.00	** Function
100	Salaries	10,189.92	20,379.84	5,280.24	133,000.00	107,339.92	19.29	
200	Employee Benefits	1,090.16	2,180.32	936.89	22,200.00	19,082.79	14.04	
300	Purchased Services	0.00	0.00	0.00	2,400.00	2,400.00	0.00	
400	Supplies And Materials	133.77	1,116.76	2,310.46	14,765.00	11,337.78	23.21	
500	Capital Outlay	0.00	0.00	0.00	0.00	0.00	0.00	
2220	MEDIA PROGRAM	11,413.85	23,676.92	8,527.59	172,365.00	140,160.49	18.68	** Function
100	Salaries	7,050.57	13,276.14	3,530.85	87,000.00	70,193.01	19.32	
200	Employee Benefits	1,239.46	2,374.78	619.86	11,400.00	8,405.36	26.27	
300	Purchased Services	750.00	1,872.50	0.00	13,500.00	11,627.50	13.87	
400	Supplies And Materials	0.00	0.00	0.00	2,700.00	2,700.00	0.00	
2226	TECHNOLOGY	9,040.03	17,523.42	4,150.71	114,600.00	92,925.87	18.91	** Function
100	Salaries	0.00	0.00	0.00	0.00	0.00	0.00	
200	Employee Benefits	0.00	0.00	0.00	0.00	0.00	0.00	
300	Purchased Services	0.00	0.00	0.00	0.00	0.00	0.00	
2230	Assessment/Testing	0.00	0.00	0.00	0.00	0.00	0.00	** Function
100	Salaries	749.51	1,023.90	0.00	6,600.00	5,576.10	15.51	
200	Employee Benefits	0.00	0.00	0.00	0.00	0.00	0.00	
300	Purchased Services	1,060.00	7,224.55	0.00	58,400.00	51,175.45	12.37	

50

Expenditure Report

Printed: 9/5/2017 10:41 AM
PUTNAM COUNTY CUSD #535

Education Fund 10

Function 2000 Support Services
Function 2310 Brd Ed Services
Object 400 Supplies And Materials

Account	Description	M.T.D. Activity	Y.T.D. Activity	Open Encumb.	Current Budget	Budget Balance	% of Budget	State Account Number
400	Supplies And Materials	2,604.25	3,656.63	298.36	46,000.00	42,045.01	8.60	
500	Capital Outlay	0.00	0.00	0.00	0.00	0.00	0.00	
600	Other Objects	425.00	1,009.00	0.00	32,000.00	30,991.00	3.15	
2310	Brd Ed Services	4,838.76	12,914.08	298.36	143,000.00	129,787.56	9.24	** Function
100	Salaries	7,229.24	14,458.48	3,614.62	96,300.00	78,226.90	18.77	
200	Employee Benefits	3,199.78	6,399.56	1,599.89	38,500.00	30,500.55	20.78	
300	Purchased Services	1,496.79	2,050.33	0.00	20,000.00	17,949.67	10.25	
400	Supplies And Materials	1,472.89	2,019.45	1,359.44	10,000.00	6,621.11	33.79	
500	Capital Outlay	0.00	0.00	0.00	7,000.00	7,000.00	0.00	
600	Other Objects	373.00	373.00	75.00	3,000.00	2,552.00	14.93	
2320	Executive Adm. Serv	13,771.70	25,300.82	6,648.95	174,800.00	142,850.23	18.28	** Function
100	Salaries	45,510.09	87,992.83	20,683.69	526,000.00	417,323.48	20.66	
200	Employee Benefits	12,864.88	25,641.95	6,389.06	156,800.00	124,768.99	20.43	
300	Purchased Services	9.91	189.46	0.00	8,000.00	7,810.54	2.37	
400	Supplies And Materials	1,140.60	1,140.60	422.72	12,420.00	10,856.68	12.59	
500	Capital Outlay	0.00	0.00	0.00	1,500.00	1,500.00	0.00	
600	Other Objects	0.00	0.00	0.00	4,000.00	4,000.00	0.00	
2410	Office Of Principal Serv	59,525.48	114,964.84	27,495.47	708,720.00	566,259.69	20.10	** Function
100	Salaries	0.00	0.00	0.00	0.00	0.00	0.00	
200	Employee Benefits	0.00	0.00	0.00	0.00	0.00	0.00	
300	Purchased Services	0.00	0.00	0.00	0.00	0.00	0.00	
400	Supplies And Materials	0.00	0.00	0.00	0.00	0.00	0.00	
500	Capital Outlay	0.00	0.00	0.00	0.00	0.00	0.00	
600	Other Objects	0.00	0.00	0.00	0.00	0.00	0.00	
2510	Dirctn Business Suppt Ser	0.00	0.00	0.00	0.00	0.00	0.00	** Function
100	Salaries	8,931.00	19,937.76	1,926.05	107,500.00	85,636.19	20.34	
200	Employee Benefits	10.40	20.80	2.60	150.00	126.60	15.60	
300	Purchased Services	89.00	178.00	0.00	1,700.00	1,522.00	10.47	
400	Supplies And Materials	0.00	0.00	0.00	1,000.00	1,000.00	0.00	
500	Capital Outlay	0.00	0.00	0.00	0.00	0.00	0.00	
600	Other Objects	0.00	0.00	0.00	450.00	450.00	0.00	
2520	Fiscal Services	9,030.40	20,136.56	1,928.65	110,800.00	88,734.79	19.91	** Function
100	Salaries	13,390.57	26,781.14	6,647.68	172,400.00	138,971.18	19.39	
200	Employee Benefits	2,754.50	5,509.00	1,377.25	34,525.00	27,638.75	19.95	
300	Purchased Services	0.00	0.00	0.00	2,800.00	2,800.00	0.00	

51

Expenditure Report

Printed: 9/5/2017 10:41 AM
PUTNAM COUNTY CUSD #535

Education Fund 10

Function 2000 Support Services
Function 2560 Food Services
Object 400 Supplies And Materials

Account	Description	M.T.D. Activity	Y.T.D. Activity	Open Encumb.	Current Budget	Budget Balance	% of Budget	State Account Number
400	Supplies And Materials	0.00	(248.50)	0.00	242,000.00	242,248.50	-0.10	
500	Capital Outlay	0.00	0.00	0.00	4,000.00	4,000.00	0.00	
600	Other Objects	0.00	0.00	0.00	900.00	900.00	0.00	
2560	Food Services	16,145.07	32,041.64	8,024.93	456,625.00	416,558.43	8.77	** Function
300	Purchased Services	498.35	592.35	0.00	6,200.00	5,607.65	9.55	
2630	Information Services	498.35	592.35	0.00	6,200.00	5,607.65	9.55	** Function
100	Salaries	2,625.33	5,250.66	0.00	3,200.00	(2,050.66)	164.08	
200	Employee Benefits	2.60	5.20	0.00	75.00	69.80	6.93	
2640	Function 2640	2,627.93	5,255.86	0.00	3,275.00	(1,980.86)	160.48	** Function
300	Purchased Services	0.00	0.00	0.00	5,000.00	5,000.00	0.00	
400	Supplies And Materials	275.00	275.00	275.00	14,600.00	14,050.00	3.77	
2660	DATA PROCESSING	275.00	275.00	275.00	19,600.00	19,050.00	2.81	** Function
2000	Support Services	160,684.26	313,321.33	72,938.35	2,361,105.00	1,974,845.32	16.36	* Function
600	Other Objects	0.00	0.00	0.00	52,000.00	52,000.00	0.00	
4120	Payments Sp Ed Programs	0.00	0.00	0.00	52,000.00	52,000.00	0.00	** Function
600	Other Objects	0.00	0.00	0.00	0.00	0.00	0.00	
4140	Payments for CTE Programs	0.00	0.00	0.00	0.00	0.00	0.00	** Function
300	Purchased Services	0.00	0.00	0.00	0.00	0.00	0.00	
600	Other Objects	0.00	0.00	0.00	5,000.00	5,000.00	0.00	
4190	Other Pymnts Gov In State	0.00	0.00	0.00	5,000.00	5,000.00	0.00	** Function
600	Other Objects	0.00	4,371.50	0.00	63,000.00	58,628.50	6.94	
4210	Payments for Regular Programs - Tuition	0.00	4,371.50	0.00	63,000.00	58,628.50	6.94	** Function
600	Other Objects	36,372.00	36,372.00	0.00	35,000.00	(1,372.00)	103.92	
4220	Payments for Special Education Programs - Tuition	36,372.00	36,372.00	0.00	35,000.00	(1,372.00)	103.92	** Function
600	Other Objects	0.00	0.00	0.00	35,000.00	35,000.00	0.00	
4240	Payments for CTE Programs - Tuition	0.00	0.00	0.00	35,000.00	35,000.00	0.00	** Function
4000	Nonprogrammed Charges	36,372.00	40,743.50	0.00	190,000.00	149,256.50	21.44	* Function
600	Other Objects	0.00	0.00	0.00	10,000.00	10,000.00	0.00	
6000	Provision For Contingences	0.00	0.00	0.00	10,000.00	10,000.00	0.00	** Function
6000	Provision For Contingences	0.00	0.00	0.00	10,000.00	10,000.00	0.00	* Function
600	Other Objects	0.00	0.00	0.00	0.00	0.00	0.00	
8130	Prmt Trns From Ed Fund	0.00	0.00	0.00	0.00	0.00	0.00	** Function

52

Expenditure Report

Printed: 9/5/2017 10:41 AM
PUTNAM COUNTY CUSD #535

Education Fund 10								
Function	8000	Other Financing Uses						
Function	8130	Prmt Trns From Ed Fund						
Object	600	Other Objects						
Account	Description	M.T.D. Activity	Y.T.D. Activity	Open Encumb.	Current Budget	Budget Balance	% of Budget	State Account Number
8000	Other Financing Uses	0.00	0.00	0.00	0.00	0.00	0.00	* Function
10	Education Fund	593,650.30	1,120,879.27	302,857.83	9,038,275.00	7,614,537.90	15.75	Fund

53

Expenditure Report

Printed: 9/5/2017 10:41 AM
PUTNAM COUNTY CUSD #535

Oper, Build, & Maint Fund 20

Function 2000 Support Services
Function 2530 Function 2530
Object 500 Capital Outlay

Account	Description	M.T.D. Activity	Y.T.D. Activity	Open Encumb.	Current Budget	Budget Balance	% of Budget	State Account Number
500	Capital Outlay	0.00	0.00	0.00	0.00	0.00	0.00	
2530	Function 2530	0.00	0.00	0.00	0.00	0.00	0.00	** Function
100	Salaries	29,783.57	64,217.71	9,742.02	387,200.00	313,240.27	19.10	
200	Employee Benefits	3,952.39	7,979.27	1,756.15	51,600.00	41,864.58	18.87	
300	Purchased Services	10,711.24	16,851.08	322.50	300,700.00	283,526.42	5.71	
400	Supplies And Materials	18,193.22	39,045.76	26.00	331,700.00	292,628.24	11.78	
500	Capital Outlay	0.00	2,399.00	0.00	188,500.00	186,101.00	1.27	
2542	Care & Upkeep Bldg Serv	62,640.42	130,492.82	11,846.67	1,259,700.00	1,117,360.51	11.30	** Function
100	Salaries	0.00	538.25	0.00	0.00	(538.25)	0.00	
300	Purchased Services	5,471.03	8,004.48	1,080.42	57,000.00	47,915.10	15.94	
400	Supplies And Materials	167.45	669.80	2,290.45	12,500.00	9,539.75	23.68	
500	Capital Outlay	37,800.00	45,613.87	0.00	126,000.00	80,386.13	36.20	
600	Other Objects	0.00	0.00	0.00	50.00	50.00	0.00	
2543	Care Upkeep Grnds Serv	43,438.48	54,826.40	3,370.87	195,550.00	137,352.73	29.76	** Function
2000	Support Services	106,078.90	185,319.22	15,217.54	1,455,250.00	1,254,713.24	13.78	* Function
600	Other Objects	0.00	0.00	0.00	0.00	0.00	0.00	
6000	Provision For Contingencs	0.00	0.00	0.00	0.00	0.00	0.00	** Function
6000	Provision For Contingencs	0.00	0.00	0.00	0.00	0.00	0.00	* Function
500	Capital Outlay	0.00	0.00	0.00	0.00	0.00	0.00	
8800	Function 8800	0.00	0.00	0.00	0.00	0.00	0.00	** Function
8000	Other Financing Uses	0.00	0.00	0.00	0.00	0.00	0.00	* Function
20	Oper, Build, & Maint Fund	106,078.90	185,319.22	15,217.54	1,455,250.00	1,254,713.24	13.78	Fund

54

Expenditure Report

Printed: 9/5/2017 10:41 AM
PUTNAM COUNTY CUSD #535

Debt Service Fund or Fund Group 30

Function 5000 Debt Services
Function 5140 State Aid Anticipation Certificates
Object 600 Other Objects

Account	Description	M.T.D. Activity	Y.T.D. Activity	Open Encumb.	Current Budget	Budget Balance	% of Budget	State Account Number
600	Other Objects	0.00	0.00	0.00	0.00	0.00	0.00	
5140	State Aid Anticipation Certificates	0.00	0.00	0.00	0.00	0.00	0.00	** Function
600	Other Objects	0.00	0.00	0.00	16,600.00	16,600.00	0.00	
5200	Debt Service - Interest on Long-Term Debt	0.00	0.00	0.00	16,600.00	16,600.00	0.00	** Function
600	Other Objects	0.00	0.00	0.00	95,000.00	95,000.00	0.00	
5320	General Obligation Bonds	0.00	0.00	0.00	95,000.00	95,000.00	0.00	** Function
600	Other Objects	0.00	0.00	0.00	500.00	500.00	0.00	
5400	Debt Service Other - Short Term Debt Principal	0.00	0.00	0.00	500.00	500.00	0.00	** Function
5000	Debt Services	0.00	0.00	0.00	112,100.00	112,100.00	0.00	* Function
600	Other Objects	0.00	0.00	0.00	0.00	0.00	0.00	
8140	Prmt Transf Of Interest	0.00	0.00	0.00	0.00	0.00	0.00	** Function
8000	Other Financing Uses	0.00	0.00	0.00	0.00	0.00	0.00	* Function
30	Debt Service Fund or Fund Group	0.00	0.00	0.00	112,100.00	112,100.00	0.00	Fund

55

Expenditure Report

Printed: 9/5/2017 10:41 AM
PUTNAM COUNTY CUSD #535

Transportation Fund 40

Function 2000 Support Services
Function 2550 Pupil Transportation Ser
Object 100 Salaries

Account	Description	M.T.D. Activity	Y.T.D. Activity	Open Encumb.	Current Budget	Budget Balance	% of Budget	State Account Number
100	Salaries	1,264.50	2,544.00	624.75	28,000.00	24,831.25	11.32	
200	Employee Benefits	0.00	0.00	0.00	300.00	300.00	0.00	
300	Purchased Services	38.99	27,139.97	0.00	889,989.00	862,849.03	3.05	
400	Supplies And Materials	0.00	100.01	0.00	4,000.00	3,899.99	2.50	
500	Capital Outlay	0.00	0.00	0.00	0.00	0.00	0.00	
2550	Pupil Transportation Ser	1,303.49	29,783.98	624.75	922,289.00	891,880.27	3.30	** Function
2000	Support Services	1,303.49	29,783.98	624.75	922,289.00	891,880.27	3.30	* Function
600	Other Objects	0.00	0.00	0.00	0.00	0.00	0.00	
6000	Provision For Contingencs	0.00	0.00	0.00	0.00	0.00	0.00	** Function
6000	Provision For Contingencs	0.00	0.00	0.00	0.00	0.00	0.00	* Function
600	Other Objects	0.00	0.00	0.00	0.00	0.00	0.00	
8140	Prmt Transf Of Interest	0.00	0.00	0.00	0.00	0.00	0.00	** Function
8000	Other Financing Uses	0.00	0.00	0.00	0.00	0.00	0.00	* Function
40	Transportation Fund	1,303.49	29,783.98	624.75	922,289.00	891,880.27	3.30	Fund

56

Expenditure Report

Printed: 9/5/2017 10:41 AM
PUTNAM COUNTY CUSD #535

I.M.R.F./Soc. Sec. Fund 50

Function 1000 Instruction
Function 1110 Elementary
Object 200 Employee Benefits

Account	Description	M.T.D. Activity	Y.T.D. Activity	Open Encumb.	Current Budget	Budget Balance	% of Budget	State Account Number
200	Employee Benefits	1,228.37	2,444.88	635.90	16,950.00	13,869.22	18.18	
1110	Elementary	1,228.37	2,444.88	635.90	16,950.00	13,869.22	18.18	** Function
200	Employee Benefits	419.39	824.29	200.30	6,800.00	5,775.41	15.07	
1111	Primary	419.39	824.29	200.30	6,800.00	5,775.41	15.07	** Function
200	Employee Benefits	542.19	1,082.47	341.06	8,900.00	7,476.47	15.99	
1112	Junior High	542.19	1,082.47	341.06	8,900.00	7,476.47	15.99	** Function
200	Employee Benefits	963.46	1,920.19	578.32	13,850.00	11,351.49	18.04	
1113	High School	963.46	1,920.19	578.32	13,850.00	11,351.49	18.04	** Function
200	Employee Benefits	0.00	0.00	0.00	0.00	0.00	0.00	
1114	Reading Imp	0.00	0.00	0.00	0.00	0.00	0.00	** Function
200	Employee Benefits	112.54	215.04	52.04	1,400.00	1,132.92	19.08	
1115	MUSIC	112.54	215.04	52.04	1,400.00	1,132.92	19.08	** Function
200	Employee Benefits	0.00	0.00	0.00	0.00	0.00	0.00	
1120	Middle-Junior High	0.00	0.00	0.00	0.00	0.00	0.00	** Function
200	Employee Benefits	688.01	1,369.51	337.21	10,400.00	8,693.28	16.41	
1125	Pre-K Programs	688.01	1,369.51	337.21	10,400.00	8,693.28	16.41	** Function
200	Employee Benefits	0.00	0.00	0.00	0.00	0.00	0.00	
1130	High School	0.00	0.00	0.00	0.00	0.00	0.00	** Function
200	Employee Benefits	0.00	0.00	0.00	75.00	75.00	0.00	
1204	Physically Hndcap Homebound	0.00	0.00	0.00	75.00	75.00	0.00	** Function
200	Employee Benefits	0.00	0.00	0.00	0.00	0.00	0.00	
1207	Hard Of Hearing (Hh)	0.00	0.00	0.00	0.00	0.00	0.00	** Function
200	Employee Benefits	60.20	120.40	0.00	950.00	829.60	12.67	
1210	Speech & Lang.Impaired	60.20	120.40	0.00	950.00	829.60	12.67	** Function
200	Employee Benefits	0.00	0.00	0.00	0.00	0.00	0.00	
1214	PRESCHOOL	0.00	0.00	0.00	0.00	0.00	0.00	** Function
200	Employee Benefits	0.00	0.00	0.00	0.00	0.00	0.00	
1219	Pre Kind EARLY CHILDHOOD	0.00	0.00	0.00	0.00	0.00	0.00	** Function
200	Employee Benefits	4,493.79	9,034.59	2,707.61	76,000.00	64,257.80	15.45	
1220	Cross-Categorical (Cc)	4,493.79	9,034.59	2,707.61	76,000.00	64,257.80	15.45	** Function
200	Employee Benefits	0.00	0.00	0.00	0.00	0.00	0.00	
1222	MI	0.00	0.00	0.00	0.00	0.00	0.00	** Function

57

Expenditure Report

Printed: 9/5/2017 10:41 AM
PUTNAM COUNTY CUSD #535

I.M.R.F./Soc. Sec. Fund 50

Function 1000 Instruction
Function 1225 Special Education Programs Pre-K
Object 200 Employee Benefits

Account	Description	M.T.D. Activity	Y.T.D. Activity	Open Encumb.	Current Budget	Budget Balance	% of Budget	State Account Number
200	Employee Benefits	370.42	740.84	186.85	5,450.00	4,522.31	17.02	
1225	Special Education Programs Pre-K	370.42	740.84	186.85	5,450.00	4,522.31	17.02	** Function
200	Employee Benefits	78.37	156.28	28.60	1,400.00	1,215.12	13.21	
1250	Remedial and Supplemental Programs K-12	78.37	156.28	28.60	1,400.00	1,215.12	13.21	** Function
200	Employee Benefits	97.74	195.48	28.16	1,300.00	1,076.36	17.20	
1401	VOCATIONAL AG	97.74	195.48	28.16	1,300.00	1,076.36	17.20	** Function
200	Employee Benefits	0.00	0.00	20.35	0.00	(20.35)	0.00	
1402	INDUSTRIAL ARTS	0.00	0.00	20.35	0.00	(20.35)	0.00	** Function
200	Employee Benefits	0.00	0.00	28.35	800.00	771.65	3.54	
1407	BUSINESS ED	0.00	0.00	28.35	800.00	771.65	3.54	** Function
200	Employee Benefits	0.00	0.00	0.00	0.00	0.00	0.00	
1415	IVCC TECH PREP	0.00	0.00	0.00	0.00	0.00	0.00	** Function
200	Employee Benefits	0.00	0.00	0.00	650.00	650.00	0.00	
1459	CO-OP PROGRAM	0.00	0.00	0.00	650.00	650.00	0.00	** Function
200	Employee Benefits	99.65	199.16	11.35	5,750.00	5,539.49	3.66	
1501	ATHLETICS	99.65	199.16	11.35	5,750.00	5,539.49	3.66	** Function
200	Employee Benefits	0.00	0.00	0.00	0.00	0.00	0.00	
1502	Music	0.00	0.00	0.00	0.00	0.00	0.00	** Function
200	Employee Benefits	1.45	1.45	0.00	150.00	148.55	0.97	
1540	EXTRA CURRICULAR	1.45	1.45	0.00	150.00	148.55	0.97	** Function
200	Employee Benefits	0.00	0.00	0.00	450.00	450.00	0.00	
1600	Summer School	0.00	0.00	0.00	450.00	450.00	0.00	** Function
200	Employee Benefits	0.00	0.00	0.00	0.00	0.00	0.00	
1650	Gifted Programs	0.00	0.00	0.00	0.00	0.00	0.00	** Function
200	Employee Benefits	0.00	0.00	9.44	325.00	315.56	2.90	
1700	Drivers Education Program	0.00	0.00	9.44	325.00	315.56	2.90	** Function
200	Employee Benefits	0.00	0.00	0.00	0.00	0.00	0.00	
1800	Bilingual Programs	0.00	0.00	0.00	0.00	0.00	0.00	** Function
1000	Instruction	9,155.58	18,304.58	5,165.54	151,600.00	128,129.88	15.48	* Function
200	Employee Benefits	227.11	595.71	100.70	4,800.00	4,103.59	14.51	
2110	Attendance/Soc Wrk Serv	227.11	595.71	100.70	4,800.00	4,103.59	14.51	** Function
200	Employee Benefits	82.02	164.04	25.35	800.00	610.61	23.67	

58

Expenditure Report

Printed: 9/5/2017 10:41 AM
PUTNAM COUNTY CUSD #535

I.M.R.F./Soc. Sec. Fund 50

Function 2000 Support Services
Function 2120 Guidance Services
Object 200 Employee Benefits

Account	Description	M.T.D. Activity	Y.T.D. Activity	Open Encumb.	Current Budget	Budget Balance	% of Budget	State Account Number
2120	Guidance Services	82.02	164.04	25.35	800.00	610.61	23.67	** Function
200	Employee Benefits	768.16	1,470.13	325.40	8,500.00	6,704.47	21.12	
2134	Nurse Services	768.16	1,470.13	325.40	8,500.00	6,704.47	21.12	** Function
200	Employee Benefits	489.20	753.07	196.50	3,400.00	2,450.43	27.93	
2140	Psychological Services	489.20	753.07	196.50	3,400.00	2,450.43	27.93	** Function
200	Employee Benefits	0.00	0.00	30.72	0.00	(30.72)	0.00	
2149	Other Psychological Ser	0.00	0.00	30.72	0.00	(30.72)	0.00	** Function
200	Employee Benefits	0.00	1.52	0.00	1,900.00	1,898.48	0.08	
2210	EPIC	0.00	1.52	0.00	1,900.00	1,898.48	0.08	** Function
200	Employee Benefits	0.00	0.00	0.00	0.00	0.00	0.00	
2215	TITLE II CLASS REDUCTION	0.00	0.00	0.00	0.00	0.00	0.00	** Function
200	Employee Benefits	0.00	0.00	0.00	0.00	0.00	0.00	
2219	BLOCK GRANT	0.00	0.00	0.00	0.00	0.00	0.00	** Function
200	Employee Benefits	1,065.76	2,131.51	536.87	15,525.00	12,856.62	17.19	
2220	MEDIA PROGRAM	1,065.76	2,131.51	536.87	15,525.00	12,856.62	17.19	** Function
200	Employee Benefits	450.80	889.54	226.46	6,225.00	5,109.00	17.93	
2226	TECHNOLOGY	450.80	889.54	226.46	6,225.00	5,109.00	17.93	** Function
200	Employee Benefits	0.00	0.00	0.00	0.00	0.00	0.00	
2230	Assessment/Testing	0.00	0.00	0.00	0.00	0.00	0.00	** Function
200	Employee Benefits	56.89	76.84	0.00	900.00	823.16	8.54	
2310	Brd Ed Services	56.89	76.84	0.00	900.00	823.16	8.54	** Function
200	Employee Benefits	129.00	258.00	64.50	1,900.00	1,577.50	16.97	
2320	Executive Adm. Serv	129.00	258.00	64.50	1,900.00	1,577.50	16.97	** Function
200	Employee Benefits	340.96	681.68	238.71	8,700.00	7,779.61	10.58	
2365	Risk Management and Claims Services Payments	340.96	681.68	238.71	8,700.00	7,779.61	10.58	** Function
200	Employee Benefits	2,932.13	5,417.10	1,137.74	33,700.00	27,145.16	19.45	
2410	Office Of Principal Serv	2,932.13	5,417.10	1,137.74	33,700.00	27,145.16	19.45	** Function
200	Employee Benefits	0.00	0.00	0.00	0.00	0.00	0.00	
2510	Dirctn Business Suppt Ser	0.00	0.00	0.00	0.00	0.00	0.00	** Function
200	Employee Benefits	1,755.05	3,889.49	361.90	22,800.00	18,548.61	18.65	
2520	Fiscal Services	1,755.05	3,889.49	361.90	22,800.00	18,548.61	18.65	** Function
200	Employee Benefits	4,727.06	9,835.23	2,066.77	59,500.00	47,598.00	20.00	

59

Expenditure Report

Printed: 9/5/2017 10:41 AM
PUTNAM COUNTY CUSD #535

I.M.R.F./Soc. Sec. Fund 50

Function 2000 Support Services
Function 2542 Care & Upkeep Bldg Serv
Object 200 Employee Benefits

Account	Description	M.T.D. Activity	Y.T.D. Activity	Open Encumb.	Current Budget	Budget Balance	% of Budget	State Account Number
2542	Care & Upkeep Bldg Serv	4,727.06	9,835.23	2,066.77	59,500.00	47,598.00	20.00	** Function
200	Employee Benefits	0.00	0.00	0.00	0.00	0.00	0.00	
2543	Care Upkeep Grnds Serv	0.00	0.00	0.00	0.00	0.00	0.00	** Function
200	Employee Benefits	1.15	10.83	0.00	4,700.00	4,689.17	0.23	
2550	Pupil Transportation Ser	1.15	10.83	0.00	4,700.00	4,689.17	0.23	** Function
200	Employee Benefits	2,445.94	4,891.46	1,224.42	33,100.00	26,984.12	18.48	
2560	Food Services	2,445.94	4,891.46	1,224.42	33,100.00	26,984.12	18.48	** Function
200	Employee Benefits	493.30	986.60	0.00	300.00	(686.60)	328.87	
2640	Function 2640	493.30	986.60	0.00	300.00	(686.60)	328.87	** Function
2000	Support Services	15,964.53	32,052.75	6,536.04	206,750.00	168,161.21	18.66	* Function
200	Employee Benefits	0.00	0.00	0.00	0.00	0.00	0.00	
3696	Safe To Learn	0.00	0.00	0.00	0.00	0.00	0.00	** Function
3000	Community Services	0.00	0.00	0.00	0.00	0.00	0.00	* Function
50	I.M.R.F./Soc. Sec. Fund	25,120.11	50,357.33	11,701.58	358,350.00	296,291.09	17.32	Fund

60

Expenditure Report

Printed: 9/5/2017 10:41 AM
PUTNAM COUNTY CUSD #535

Capital Projects Fund or Fund Group 60

Function 2000 Support Services
Function 2530 Function 2530
Object 500 Capital Outlay

Account	Description	M.T.D. Activity	Y.T.D. Activity	Open Encumb.	Current Budget	Budget Balance	% of Budget	State Account Number
500	Capital Outlay	0.00	0.00	0.00	0.00	0.00	0.00	
2530	Function 2530	0.00	0.00	0.00	0.00	0.00	0.00	** Function
2000	Support Services	0.00	0.00	0.00	0.00	0.00	0.00	* Function
600	Other Objects	0.00	0.00	0.00	0.00	0.00	0.00	
8150	Prmnt Trnf From S&C	0.00	0.00	0.00	0.00	0.00	0.00	** Function
8000	Other Financing Uses	0.00	0.00	0.00	0.00	0.00	0.00	* Function
60	Capital Projects Fund or Fund Group	0.00	0.00	0.00	0.00	0.00	0.00	Fund

61

Expenditure Report

Printed: 9/5/2017 10:41 AM
PUTNAM COUNTY CUSD #535

Working Cash Fund 70

Function 8000 Other Financing Uses
Function 8110 Permnt Trns Wrk Csh Abol
Object 600 Other Objects

Account	Description	M.T.D. Activity	Y.T.D. Activity	Open Encumb.	Current Budget	Budget Balance	% of Budget	State Account Number
600	Other Objects	0.00	0.00	0.00	0.00	0.00	0.00	
8110	Permnt Trns Wrk Csh Abol	0.00	0.00	0.00	0.00	0.00	0.00	** Function
600	Other Objects	0.00	0.00	0.00	0.00	0.00	0.00	
8120	Prmnt Trnf Int From Wrkcs	0.00	0.00	0.00	0.00	0.00	0.00	** Function
8000	Other Financing Uses	0.00	0.00	0.00	0.00	0.00	0.00	* Function
70	Working Cash Fund	0.00	0.00	0.00	0.00	0.00	0.00	Fund

Expenditure Report

Printed: 9/5/2017 10:41 AM
PUTNAM COUNTY CUSD #535

Tort Immunity and Judgment Fund 80

Function 1000 Instruction
Function 1110 Elementary
Object 100 Salaries

Account	Description	M.T.D. Activity	Y.T.D. Activity	Open Encumb.	Current Budget	Budget Balance	% of Budget	State Account Number
100	Salaries	0.00	0.00	0.00	0.00	0.00	0.00	
200	Employee Benefits	0.00	0.00	0.00	0.00	0.00	0.00	
1110	Elementary	0.00	0.00	0.00	0.00	0.00	0.00	** Function
100	Salaries	0.00	0.00	0.00	0.00	0.00	0.00	
200	Employee Benefits	0.00	0.00	0.00	0.00	0.00	0.00	
1111	Primary	0.00	0.00	0.00	0.00	0.00	0.00	** Function
100	Salaries	0.00	0.00	0.00	0.00	0.00	0.00	
200	Employee Benefits	0.00	0.00	0.00	0.00	0.00	0.00	
1112	Junior High	0.00	0.00	0.00	0.00	0.00	0.00	** Function
100	Salaries	0.00	0.00	0.00	0.00	0.00	0.00	
200	Employee Benefits	0.00	0.00	0.00	0.00	0.00	0.00	
1113	High School	0.00	0.00	0.00	0.00	0.00	0.00	** Function
100	Salaries	0.00	0.00	0.00	0.00	0.00	0.00	
200	Employee Benefits	0.00	0.00	0.00	0.00	0.00	0.00	
1115	MUSIC	0.00	0.00	0.00	0.00	0.00	0.00	** Function
100	Salaries	0.00	0.00	0.00	0.00	0.00	0.00	
1210	Speech & Lang.Impaired	0.00	0.00	0.00	0.00	0.00	0.00	** Function
100	Salaries	0.00	0.00	0.00	0.00	0.00	0.00	
200	Employee Benefits	0.00	0.00	0.00	0.00	0.00	0.00	
1220	Cross-Categorical (Cc)	0.00	0.00	0.00	0.00	0.00	0.00	** Function
100	Salaries	0.00	0.00	0.00	0.00	0.00	0.00	
1225	Special Education Programs Pre-K	0.00	0.00	0.00	0.00	0.00	0.00	** Function
100	Salaries	0.00	0.00	0.00	0.00	0.00	0.00	
1401	VOCATIONAL AG	0.00	0.00	0.00	0.00	0.00	0.00	** Function
100	Salaries	0.00	0.00	0.00	0.00	0.00	0.00	
1402	INDUSTRIAL ARTS	0.00	0.00	0.00	0.00	0.00	0.00	** Function
100	Salaries	0.00	0.00	0.00	0.00	0.00	0.00	
200	Employee Benefits	0.00	0.00	0.00	0.00	0.00	0.00	
1407	BUSINESS ED	0.00	0.00	0.00	0.00	0.00	0.00	** Function
100	Salaries	0.00	0.00	0.00	0.00	0.00	0.00	
1459	CO-OP PROGRAM	0.00	0.00	0.00	0.00	0.00	0.00	** Function
100	Salaries	0.00	0.00	0.00	0.00	0.00	0.00	

63

Expenditure Report

Printed: 9/5/2017 10:41 AM
PUTNAM COUNTY CUSD #535

Tort Immunity and Judgment Fund 80

Function	1000	Instruction
Function	1700	Drivers Education Program
Object	100	Salaries

Account	Description	M.T.D. Activity	Y.T.D. Activity	Open Encumb.	Current Budget	Budget Balance	% of Budget	State Account Number
1700	Drivers Education Program	0.00	0.00	0.00	0.00	0.00	0.00	** Function
1000	Instruction	0.00	0.00	0.00	0.00	0.00	0.00	* Function
100	Salaries	667.92	1,335.84	0.00	0.00	(1,335.84)	0.00	
200	Employee Benefits	94.84	168.68	0.00	0.00	(168.68)	0.00	
2134	Nurse Services	762.76	1,504.52	0.00	0.00	(1,504.52)	0.00	** Function
100	Salaries	0.00	0.00	0.00	0.00	0.00	0.00	
2320	Executive Adm. Serv	0.00	0.00	0.00	0.00	0.00	0.00	** Function
200	Employee Benefits	0.00	0.00	0.00	0.00	0.00	0.00	
300	Purchased Services	0.00	0.00	0.00	25,000.00	25,000.00	0.00	
2362	Workers Comp/Workers Occ Disease Acts Payments	0.00	0.00	0.00	25,000.00	25,000.00	0.00	** Function
200	Employee Benefits	0.00	0.00	0.00	0.00	0.00	0.00	
300	Purchased Services	0.00	137.81	0.00	20,000.00	19,862.19	0.69	
2363	Unemployment Insurance Act Payments	0.00	137.81	0.00	20,000.00	19,862.19	0.69	** Function
300	Purchased Services	0.00	0.00	0.00	55,400.00	55,400.00	0.00	
2364	Insurance Payments (regular or self-insurance)	0.00	0.00	0.00	55,400.00	55,400.00	0.00	** Function
100	Salaries	9,999.84	19,991.34	6,662.38	165,000.00	138,346.28	16.15	
200	Employee Benefits	7.74	21.63	53.58	0.00	(75.21)	0.00	
2365	Risk Management and Claims Services Payments	10,007.58	20,012.97	6,715.96	165,000.00	138,271.07	16.20	** Function
300	Purchased Services	6,285.52	6,870.52	0.00	15,000.00	8,129.48	45.80	
2367	Educational, Inspectional, Sup Serv due to loss	6,285.52	6,870.52	0.00	15,000.00	8,129.48	45.80	** Function
300	Purchased Services	6,255.25	7,825.25	0.00	30,000.00	22,174.75	26.08	
2369	Legal Services	6,255.25	7,825.25	0.00	30,000.00	22,174.75	26.08	** Function
100	Salaries	0.00	0.00	0.00	0.00	0.00	0.00	
2410	Office Of Principal Serv	0.00	0.00	0.00	0.00	0.00	0.00	** Function
300	Purchased Services	0.00	0.00	0.00	0.00	0.00	0.00	
2540	Function 2540	0.00	0.00	0.00	0.00	0.00	0.00	** Function
100	Salaries	0.00	0.00	0.00	0.00	0.00	0.00	
2542	Care & Upkeep Bldg Serv	0.00	0.00	0.00	0.00	0.00	0.00	** Function
100	Salaries	0.00	0.00	0.00	0.00	0.00	0.00	
2560	Food Services	0.00	0.00	0.00	0.00	0.00	0.00	** Function
2000	Support Services	23,311.11	36,351.07	6,715.96	310,400.00	267,332.97	13.87	* Function

64

Expenditure Report

Printed: 9/5/2017 10:41 AM
PUTNAM COUNTY CUSD #535

Tort Immunity and Judgment Fund 80									
Function	2000	Support Services							
Function	2560	Food Services							
Object	100	Salaries							
Account	Description		M.T.D. Activity	Y.T.D. Activity	Open Encumb.	Current Budget	Budget Balance	% of Budget	State Account Number
80	Tort Immunity and Judgment Fund		23,311.11	36,351.07	6,715.96	310,400.00	267,332.97	13.87	Fund

65

Expenditure Report

Printed: 9/5/2017 10:41 AM
PUTNAM COUNTY CUSD #535

Fire Prevention/Life Safety 90									
Account	Description	M.T.D. Activity	Y.T.D. Activity	Open Encumb.	Current Budget	Budget Balance	% of Budget	State Account Number	
300	Purchased Services	0.00	0.00	0.00	0.00	0.00	0.00		
500	Capital Outlay	0.00	0.00	0.00	0.00	0.00	0.00		
2548	L/S Capital Outlay	0.00	0.00	0.00	0.00	0.00	0.00	**	Function
2000	Support Services	0.00	0.00	0.00	0.00	0.00	0.00	*	Function
500	Capital Outlay	0.00	0.00	0.00	0.00	0.00	0.00		
4190	Other Pymnts Gov In State	0.00	0.00	0.00	0.00	0.00	0.00	**	Function
4000	Nonprogrammed Charges	0.00	0.00	0.00	0.00	0.00	0.00	*	Function
90	Fire Prevention/Life Safety	0.00	0.00	0.00	0.00	0.00	0.00		Fund
Report Total:		749,463.91	1,422,690.87	337,117.66	12,196,664.00	10,436,855.47	14.43		

Balance Sheet (by fund)

Printed: 9/5/2017 10:19 AM
PUTNAM COUNTY CUSD #535

Account Number	Account Description	Balance Forward	Current Month	Current Balance
Fund: 10				
AP-Accrual-10	AP-Accrual for Fund 10	0.00	0.00	0.00
	Total	\$0.00	\$0.00	\$0.00
10-111-1	IMPREST FUND	13,800.00	0.00	13,800.00
10-185-1	LONG TERM INVESTMENTS	0.00	0.00	0.00
10-110-1	CASH IN BANKS	551,705.84	73,071.40	624,777.24
10-121-1	REGULAR INVESTMENT ED	5,459,899.99	(355,739.29)	5,104,160.70
10-131	PAYROLL CASH	0.00	0.00	0.00
10-199-1	EMPLOYEE COMPUTERS	0.00	0.00	0.00
10-122-1	FARNSWORTH INVESTMENT	0.00	0.00	0.00
	Total	\$6,025,405.83	(\$282,667.89)	\$5,742,737.94
10-457-1	Delete This Account	0.00	0.00	0.00
10-498-1	TEACHER RET 2.2	0.00	0.00	0.00
10-497-1	SUPPORT PERS. DUES	0.00	0.00	0.00
10-496-1	LOHMANS CAFE. PLAN	0.00	0.00	0.00
10-495-1	LIFE INS PAYABLE	0.00	0.00	0.00
10-493-1	MEDICARE INS. PAYABLE	0.00	0.00	0.00
10-490-1	Delete This Account	0.00	0.00	0.00
10-481-1	TEACHER RET. PAYABLE	(137,607.30)	0.00	(137,607.30)
10-460-1	DISABILITY INS. PAYABLE	0.00	0.00	0.00
10-458-1	Delete This Account	0.00	0.00	0.00
10-456-1	Delete This Account	0.00	0.00	0.00
10-455-1	Delete This Account	0.00	0.00	0.00
10-459-1	Delete This Account	0.00	0.00	0.00
10-454-1	Delete This Account	0.00	0.00	0.00
10-452-1	Delete This Account	0.00	0.00	0.00
10-411-1	LOAN TO LIFE SAFETY	0.00	0.00	0.00
10-431-1	ACCOUNTS PAYABLE	137,607.30	0.00	137,607.30
10-434-1	LOANS FROM WKG CASH FND	0.00	0.00	0.00
10-453-1	Delete This Account	0.00	0.00	0.00
	Total	\$0.00	\$0.00	\$0.00
10-706-1	NET PROFIT/LOSS	(1,614,356.08)	282,667.89	(1,331,688.19)
10-730-1	FUND BALANCE	(4,411,049.75)	0.00	(4,411,049.75)
	Total	(\$6,025,405.83)	\$282,667.89	(\$5,742,737.94)
	Total	\$0.00	\$0.00	\$0.00

Balance Sheet (by fund)

Printed: 9/5/2017 10:19 AM
 PUTNAM COUNTY CUSD #535

Account Number	Account Description	Balance Forward	Current Month	Current Balance
Fund: 20				
AP-Accrual-20	AP-Accrual for Fund 20	0.00	0.00	0.00
	Total	\$0.00	\$0.00	\$0.00
20-185-1	LONG TERM INVESTMENTS	0.00	0.00	0.00
20-184-1	LAND FUND INVESTMENT	0.00	0.00	0.00
20-183-1	TREE FUND INVESTMENTS	3,612.66	0.00	3,612.66
20-131	PAYROLL CASH	0.00	0.00	0.00
20-110-1	CASH IN BANKS	148,032.95	46.91	148,079.86
20-121-1	REGULAR INVESTMENT O/M	393,519.12	(99,027.80)	294,491.32
	Total	\$545,164.73	(\$98,980.89)	\$446,183.84
20-454-1	Delete This Account	0.00	0.00	0.00
20-456-1	Delete This Account	0.00	0.00	0.00
20-457-1	Delete This Account	0.00	0.00	0.00
20-458-1	Delete This Account	0.00	0.00	0.00
20-459-1	Delete This Account	0.00	0.00	0.00
20-497-1	SUPPORT PERS. DUES	0.00	0.00	0.00
20-453-1	Delete This Account	0.00	0.00	0.00
20-481-1	ANNUITIES PAYABLE	0.00	0.00	0.00
20-451	Delete This Account	0.00	0.00	0.00
20-431-1	ACCOUNTS PAYABLE	0.00	0.00	0.00
20-452-1	Delete This Account	0.00	0.00	0.00
	Total	\$0.00	\$0.00	\$0.00
20-730-1	FUND BALANCE	(290,766.45)	0.00	(290,766.45)
20-706-1	NET PROFIT/LOSS	(254,398.28)	98,980.89	(155,417.39)
	Total	(\$545,164.73)	\$98,980.89	(\$446,183.84)
	Total	\$0.00	\$0.00	\$0.00

Balance Sheet (by fund)

Printed: 9/5/2017 10:19 AM
 PUTNAM COUNTY CUSD #535

Account Number	Account Description	Balance Forward	Current Month	Current Balance
Fund: 30				
AP-Accrual-30	AP-Accrual for Fund 30	0.00	0.00	0.00
	Total	\$0.00	\$0.00	\$0.00
30-185-1	LONG TERM INVESTMENTS	0.00	0.00	0.00
30-110-1	CASH IN BANKS	0.00	0.00	0.00
30-121-1	REGULAR INVESTMENT B/I	340,398.54	1,412.72	341,811.26
	Total	\$340,398.54	\$1,412.72	\$341,811.26
30-431-1	ACCOUNTS PAYABLE	0.00	0.00	0.00
	Total	\$0.00	\$0.00	\$0.00
30-730-1	FUND BALANCE	(339,488.97)	0.00	(339,488.97)
30-706-1	NET PROFIT/LOSS	(909.57)	(1,412.72)	(2,322.29)
	Total	(\$340,398.54)	(\$1,412.72)	(\$341,811.26)
	Total	\$0.00	\$0.00	\$0.00

Balance Sheet (by fund)

Printed: 9/5/2017 10:19 AM
 PUTNAM COUNTY CUSD #535

Account Number	Account Description	Balance Forward	Current Month	Current Balance
Fund: 40				
AP-Accrual-40	AP-Accrual for Fund 40	0.00	0.00	0.00
	Total	\$0.00	\$0.00	\$0.00
40-110-1	CASH IN BANKS	72,600.05	0.00	72,600.05
40-121-1	REGULAR INVESTMENT TRANS	673,851.98	165,896.10	839,748.08
40-131	PAYROLL CASH	0.00	0.00	0.00
40-185-1	LONG TERM INVESTMENTS	0.00	0.00	0.00
	Total	\$746,452.03	\$165,896.10	\$912,348.13
40-453-1	Delete This Account	0.00	0.00	0.00
40-411-1	LOANS FROM W/C	0.00	0.00	0.00
40-452-1	Delete This Account	0.00	0.00	0.00
40-454-1	Delete This Account	0.00	0.00	0.00
40-456-1	Delete This Account	0.00	0.00	0.00
40-457-1	Delete This Account	0.00	0.00	0.00
40-481-1	EMPLOYEE INCENTIVE	0.00	0.00	0.00
40-451-1	Delete This Account	0.00	0.00	0.00
40-431-1	ACCOUNTS PAYABLE	0.00	0.00	0.00
	Total	\$0.00	\$0.00	\$0.00
40-706-1	NET PROFIT/LOSS	(346,489.20)	(165,896.10)	(512,385.30)
40-730-1	FUND BALANCE	(399,962.83)	0.00	(399,962.83)
	Total	(\$746,452.03)	(\$165,896.10)	(\$912,348.13)
	Total	\$0.00	\$0.00	\$0.00

Balance Sheet (by fund)

Printed: 9/5/2017 10:19 AM
 PUTNAM COUNTY CUSD #535

Account Number	Account Description	Balance Forward	Current Month	Current Balance
Fund: 50				
AP-Accrual-50	AP-Accrual for Fund 50	0.00	0.00	0.00
	Total	\$0.00	\$0.00	\$0.00
50-110-1	CASH IN BANKS	103,454.30	0.00	103,454.30
50-121-1	REGULAR INVESTMENT IMRF	286,829.99	(22,327.66)	264,502.33
50-185-1	IMRF-LONG TERM INVESTMEN	0.00	0.00	0.00
	Total	\$390,284.29	(\$22,327.66)	\$367,956.63
50-481-1	MEDICARE EMPLOYEE (10)	51.56	0.00	51.56
50-492-1	MEDICARE INS PAYABLE	0.00	0.00	0.00
50-457-1	Delete This Account	0.00	0.00	0.00
50-454-1	Delete This Account	0.00	0.00	0.00
50-431-1	ACCOUNTS PAYABLE	(51.56)	0.00	(51.56)
50-493-1	MEDICARE BOARD SHARE	0.00	0.00	0.00
	Total	\$0.00	\$0.00	\$0.00
50-730-1	FUND BALANCE	(284,415.12)	0.00	(284,415.12)
50-706-1	NET PROFIT/LOSS	(105,869.17)	22,327.66	(83,541.51)
	Total	(\$390,284.29)	\$22,327.66	(\$367,956.63)
	Total	\$0.00	\$0.00	\$0.00

Balance Sheet (by fund)

Printed: 9/5/2017 10:19 AM
 PUTNAM COUNTY CUSD #535

Account Number	Account Description	Balance Forward	Current Month	Current Balance
Fund: 60				
AP-Accrual-60	AP-Accrual for Fund 60	0.00	0.00	0.00
	Total	\$0.00	\$0.00	\$0.00
60-185-1	LONG TERM INVEST C/P	0.00	0.00	0.00
60-121-1	REG INVESTMENTS-CAP PROJ	0.00	0.00	0.00
60-110-1	CASH IN BANK-CAP PROJ	0.00	0.00	0.00
	Total	\$0.00	\$0.00	\$0.00
60-411-1	LOAN FROM W/C	0.00	0.00	0.00
60-431-1	A/P CAP PROJECTS	0.00	0.00	0.00
	Total	\$0.00	\$0.00	\$0.00
60-730-1	FUND BALANCE	0.00	0.00	0.00
60-706-1	NET PROFIT/LOSS	0.00	0.00	0.00
	Total	\$0.00	\$0.00	\$0.00
	Total	\$0.00	\$0.00	\$0.00

Balance Sheet (by fund)

Printed: 9/5/2017 10:19 AM
 PUTNAM COUNTY CUSD #535

Account Number	Account Description	Balance Forward	Current Month	Current Balance
Fund: 70				
AP-Accrual-70	AP-Accrual for Fund 70	0.00	0.00	0.00
	Total	\$0.00	\$0.00	\$0.00
70-121-1	REGULAR INVESTMENT WC	1,157,900.39	980.84	1,158,881.23
70-185-1	INVESTMENT LONG TERM WC	1,272,367.23	77.92	1,272,445.15
70-141-1	W/C INTERFUND LOANS	0.00	0.00	0.00
70-110-1	CASH IN BANKS	0.00	0.00	0.00
	Total	\$2,430,267.62	\$1,058.76	\$2,431,326.38
70-431-1	ACCOUNTS PAYABLE	0.00	0.00	0.00
70-411-1	LOANS TO LIFE SAFETY	0.00	0.00	0.00
	Total	\$0.00	\$0.00	\$0.00
70-730-1	FUND BALANCE	(2,396,523.05)	0.00	(2,396,523.05)
70-706-1	NET PROFIT/LOSS	(33,744.57)	(1,058.76)	(34,803.33)
	Total	(\$2,430,267.62)	(\$1,058.76)	(\$2,431,326.38)
	Total	\$0.00	\$0.00	\$0.00

Balance Sheet (by fund)

Printed: 9/5/2017 10:19 AM
 PUTNAM COUNTY CUSD #535

Account Number	Account Description	Balance Forward	Current Month	Current Balance
Fund: 80				
AP-Accrual-80	AP-Accrual for Fund 80	0.00	0.00	0.00
	Total	\$0.00	\$0.00	\$0.00
80-131	PAYROLL CASH	0.00	0.00	0.00
80-121-1	TORT-REG INVESTMENT	334,686.00	(19,653.22)	315,032.78
80-110-1	TORT-CASH IN BANKS	36,622.34	0.00	36,622.34
	Total	\$371,308.34	(\$19,653.22)	\$351,655.12
80-481	NON-CERT DUES	(59.40)	0.00	(59.40)
80-431-1	ACCOUNTS PAYABLE	59.40	0.00	59.40
	Total	\$0.00	\$0.00	\$0.00
80-730-1	FUND BALANCE	(212,113.86)	0.00	(212,113.86)
80-706-1	NET PROFIT/LOSS	(159,194.48)	19,653.22	(139,541.26)
	Total	(\$371,308.34)	\$19,653.22	(\$351,655.12)
	Total	\$0.00	\$0.00	\$0.00

Balance Sheet (by fund)

Printed: 9/5/2017 10:19 AM
 PUTNAM COUNTY CUSD #535

Account Number	Account Description	Balance Forward	Current Month	Current Balance
Fund: 90				
AP-Accrual-90	AP-Accrual for Fund 90	0.00	0.00	0.00
	Total	\$0.00	\$0.00	\$0.00
90-185-1	LONG TERM L/S	0.00	0.00	0.00
90-121-1	REGULAR INVESTMENT L/S	195,079.23	763.31	195,842.54
90-110-1	CASH IN BANK-LIFE SAFETY	(106,467.15)	0.00	(106,467.15)
	Total	\$88,612.08	\$763.31	\$89,375.39
90-411-1	LOAN DUE TO EDUCATION	0.00	0.00	0.00
90-481-1	IL WITHHOLDING TAX PAY	0.00	0.00	0.00
90-457-1	Delete This Account	0.00	0.00	0.00
90-452-1	Delete This Account	0.00	0.00	0.00
90-412-1	LOAN DUE TO WORKING CASH	0.00	0.00	0.00
90-431-1	ACCOUNTS PAYABLE	0.00	0.00	0.00
	Total	\$0.00	\$0.00	\$0.00
90-706-1	NET PROFIT/LOSS	(33,417.90)	(763.31)	(34,181.21)
90-730-1	FUND BALANCE	(55,194.18)	0.00	(55,194.18)
	Total	(\$88,612.08)	(\$763.31)	(\$89,375.39)
	Total	\$0.00	\$0.00	\$0.00

Fund Balance Report

Printed: 9/5/2017 10:23 AM

PUTNAM COUNTY CUSD #535

Fund	Description	Month to Date		Year to Date		YTD Change	Fund Balance	
		Expense	Income	Expense	Income		Start of Year	Current
10	Education Fund	593,650.30	310,982.41	1,120,879.27	2,452,567.46	1,331,688.19	4,411,049.75	5,742,737.94
20	Oper, Build, & Maint Fund	106,078.90	7,098.01	185,319.22	340,736.61	155,417.39	290,766.45	446,183.84
30	Debt Service Fund or Fund Group	0.00	1,412.72	0.00	2,322.29	2,322.29	339,488.97	341,811.26
40	Transportation Fund	1,303.49	167,199.59	29,783.98	542,169.28	512,385.30	399,962.83	912,348.13
50	I.M.R.F./Soc. Sec. Fund	25,120.11	2,792.45	50,357.33	133,898.84	83,541.51	284,415.12	367,956.63
70	Working Cash Fund	0.00	1,058.76	0.00	34,803.33	34,803.33	2,396,523.05	2,431,326.38
80	Tort Immunity and Judgment Fund	23,311.11	3,657.89	36,351.07	175,892.33	139,541.26	212,113.86	351,655.12
90	Fire Prevention/Life Safety	0.00	763.31	0.00	34,181.21	34,181.21	55,194.18	89,375.39
		<u>\$749,463.91</u>	<u>\$494,965.14</u>	<u>\$1,422,690.87</u>	<u>\$3,716,571.35</u>	<u>\$2,293,880.48</u>	<u>\$8,389,514.21</u>	<u>\$10,683,394.69</u>

76

PCPS Activity Fund August

Beginning Balance	\$8174.45
Deposits	\$795.00
Expenditures	\$120.34
Ending Balance	\$8849.11

Deposits

8/31/17	Registration cash, soda, water	\$795.00
---------	--------------------------------	----------

Expenditures

CK#			
897	8/10/17	Hinckley Springs	\$15.98
		Book Bus Supplies	
898	8/10/17	Pepsi	\$104.36
		Soda	

PCPS Imprest Fund August

Beginning Balance	\$1500.00
Deposits	\$9.91
Expenditures	\$0
Ending Balance	\$1500.00

Deposits

8/31/17	\$9.91
---------	--------

Expenditures

CK#

ACCT#

<i>Total request for reimbursement</i>	\$0
--	-----

PCES Activity Fund August 2017

Beginning Balance August 01, 2017	\$16811.28
Deposits August 2017	500.00
Expenditures August 2017	125.00
Ending Balance August 31, 2017	\$17186.28

Deposits

8/22/17	Lions Club Donation	\$500.00
---------	------------------------	----------

Expenditures

8/03/17 - #1337	Rochester 100 Nikki Folders	\$125.00
-----------------	--------------------------------	----------

Total Expenditures	\$125.00
--------------------	----------

PCES Imprest Fund Report August 2017

Beginning Balance August 01, 2017	\$765.00
Balance August 31, 2017	\$665.00
Request for reimbursement	\$835.00
Attain Maximum Balance	\$1,500.00

Deposits

8/22/17	Reimbursement from May	\$90.00
---------	------------------------	---------

Expenditures

8/17/17 – Check#3224	IRC Workshop – Title I	\$820.00
8/28/17 – Check#3225	Lease Workshop – 10-2110-332-1 Brandy Baele	\$15.00

Total Expenditures	\$835.00
--------------------	----------

Request for reimbursement	\$835.00
---------------------------	----------

**Putnam County High School
General Ledger Report**

Financial Report

August Report

From Date:	8/1/2017
To Date:	8/31/2017

From Acct:	100
To Account:	603

Acct.	Account Name	Beg. Bal.	Recpt/JV	Disb/JV	Transfer	End. Bal.	YTD	
							Payable	Work Bal.
000100	Office	\$9,860.89	\$6,656.00	(\$3,161.81)	\$0.00	\$13,355.08	\$0.00	\$13,355.08
000102	Office Adjustment	\$0.03	\$0.00	\$0.00	\$0.00	\$0.03	\$0.00	\$0.03
000105	Adult Education	\$37.48	\$0.00	\$0.00	\$0.00	\$37.48	\$0.00	\$37.48
000110	Condolence	\$813.64	\$0.00	\$0.00	\$0.00	\$813.64	\$0.00	\$813.64
000120	Baseball	\$3,040.23	\$0.00	\$0.00	\$0.00	\$3,040.23	\$0.00	\$3,040.23
000125	Girl's Softball	\$559.00	\$0.00	\$0.00	\$0.00	\$559.00	\$0.00	\$559.00
000130	PC Enterprises	\$968.24	\$0.00	\$0.00	\$0.00	\$968.24	\$0.00	\$968.24
000135	Golf	\$649.62	\$0.00	\$0.00	\$0.00	\$649.62	\$0.00	\$649.62
000137	Girls Golf	\$153.69	\$0.00	\$0.00	\$0.00	\$153.69	\$0.00	\$153.69
000140	Scholastic Bowl	\$413.63	\$0.00	\$0.00	\$0.00	\$413.63	\$0.00	\$413.63
000150	Interact Club	\$2,562.66	\$0.00	\$0.00	\$0.00	\$2,562.66	\$0.00	\$2,562.66
000155	Art	\$554.90	\$0.00	\$0.00	\$0.00	\$554.90	\$0.00	\$554.90
000200	Athletic	\$32.48	\$0.00	\$0.00	\$0.00	\$32.48	\$0.00	\$32.48
000210	Cable Club	\$1,514.67	\$0.00	\$0.00	\$0.00	\$1,514.67	\$0.00	\$1,514.67
000220	Track	\$5,335.64	\$0.00	\$0.00	\$0.00	\$5,335.64	\$0.00	\$5,335.64
000300	Journalism	\$5,256.30	\$0.00	\$0.00	\$0.00	\$5,256.30	\$0.00	\$5,256.30
000310	Oldies Club	\$106.17	\$0.00	\$0.00	\$0.00	\$106.17	\$0.00	\$106.17
000320	Girl's Basketball	\$2,813.36	\$500.00	\$0.00	\$0.00	\$3,313.36	\$0.00	\$3,313.36
000325	Boy's Basketball	\$2,920.19	\$0.00	\$0.00	\$0.00	\$2,920.19	\$0.00	\$2,920.19
000330	Student Council	\$5,922.43	\$0.00	(\$2,596.86)	\$0.00	\$3,325.57	\$0.00	\$3,325.57
000340	N.H.S.	\$1,020.63	\$0.00	(\$124.14)	\$0.00	\$896.49	\$0.00	\$896.49
000345	Scholarship	\$0.00	\$0.00	\$0.00	\$0.00	\$0.00	\$0.00	\$0.00
000350	Landscaping	\$305.13	\$3.48	\$0.00	\$0.00	\$308.61	\$0.00	\$308.61
000360	FFA	\$613.55	\$630.00	(\$239.00)	\$0.00	\$1,004.55	\$0.00	\$1,004.55
000365	Greenhouse Project	\$300.00	\$0.00	\$0.00	\$0.00	\$300.00	\$0.00	\$300.00
000370	Cheerleading	\$1,150.98	\$2,748.00	(\$1,391.76)	\$0.00	\$2,507.22	\$0.00	\$2,507.22
000380	Panteras	\$1,153.97	\$460.00	(\$1,245.37)	\$0.00	\$368.60	\$0.00	\$368.60
000390	Media Club	\$1,276.87	\$0.00	\$0.00	\$0.00	\$1,276.87	\$0.00	\$1,276.87
000395	Computer Club	\$333.40	\$0.00	\$0.00	\$0.00	\$333.40	\$0.00	\$333.40
000400	Tournament Athletics	\$13,441.78	\$1,800.00	\$0.00	\$0.00	\$15,241.78	\$0.00	\$15,241.78
000405	PC Graduation Rollover	\$6,131.24	\$0.00	\$0.00	\$0.00	\$6,131.24	\$0.00	\$6,131.24
000410	Thespians	\$1,478.74	\$0.00	\$0.00	\$0.00	\$1,478.74	\$0.00	\$1,478.74
000420	Science Club	\$263.20	\$0.00	\$0.00	\$0.00	\$263.20	\$0.00	\$263.20
000425	Wrestling	\$5.00	\$0.00	\$0.00	\$0.00	\$5.00	\$0.00	\$5.00
000430	Music (Band)	\$51.11	\$0.00	(\$23.00)	\$0.00	\$28.11	\$0.00	\$28.11

**Putnam County High School
General Ledger Report
Financial Report
August Report**

From Date:	8/1/2017
To Date:	8/31/2017

From Acct:	100
To Account:	603

Acct.	Account Name	Beg. Bal.	Recpt/JV	Disb/JV	Transfer	End. Bal.	YTD Payable	Work Bal.
000440	Music (Chorus)	\$22.19	\$0.00	\$0.00	\$0.00	\$22.19	\$0.00	\$22.19
000500	Class of 2015	\$0.00	\$0.00	\$0.00	\$0.00	\$0.00	\$0.00	\$0.00
000510	Message Board	\$55.84	\$0.00	\$0.00	\$0.00	\$55.84	\$0.00	\$55.84
000515	ITP Class	\$348.02	\$0.00	\$0.00	\$0.00	\$348.02	\$0.00	\$348.02
000530	Class of 2016	\$0.00	\$0.00	\$0.00	\$0.00	\$0.00	\$0.00	\$0.00
000540	Volleyball	\$2,566.83	\$1,198.00	(\$1,236.15)	\$0.00	\$2,528.68	\$0.00	\$2,528.68
000545	Class of 2017	\$0.00	\$0.00	\$0.00	\$0.00	\$0.00	\$0.00	\$0.00
000560	Class of 2010	(\$0.03)	\$0.00	\$0.00	\$0.00	(\$0.03)	\$0.00	(\$0.03)
000595	Class of 2018	\$4,141.36	\$0.00	\$0.00	\$0.00	\$4,141.36	\$0.00	\$4,141.36
000600	Class of 2019	\$977.73	\$0.00	\$0.00	\$0.00	\$977.73	\$0.00	\$977.73
000602	Class of 2020	\$2,150.04	\$339.25	(\$475.35)	\$0.00	\$2,013.94	\$0.00	\$2,013.94
000603	Class of 2021	\$0.00	\$0.00	\$0.00	\$0.00	\$0.00	\$0.00	\$0.00
Group Total		\$81,302.83	\$14,334.73	(\$10,493.44)	\$0.00	\$85,144.12	\$0.00	\$85,144.12
Activity Accounts Grand Total		\$81,302.83	\$14,334.73	(\$10,493.44)	\$0.00	\$85,144.12	\$0.00	\$85,144.12

I have reviewed the above ledger report and attached reports for the current month. I find them accurate and complete to the best of my knowledge.

Bookkeeper: _____ Date: __/__/____
Principal: _____ Date: __/__/____

IMPREST REPORT
 PUTNAM COUNTY HIGH SCHOOL
 Aug-17
 Clayton Theisinger, Principal

Balance June 30, 2017	\$2,957.00
replenishment requested	\$3,043.00
 Maximum Balance	 \$6,000.00

Balance as of August 31, 2017	2760.45
Replenishment Requested	3239.55

Plainfield School Dist	10-1113-332-2	Math Conference	450
Ottawa Township High School	10-1501-640-2	Track Meet	200
The Prep Tour	10-1501-640-2	Boys Golf Tourney	250
Midland High School	10-1501-640-2	Boys Golf Tourney	125
Metamora High School	10-1501-640-2	Girls Golf	160
ICCA	10-1501-640-2	Cheer Membership	75
Oregon High School	10-1501-640-2	Cross Country Open	100
Kewanee High School	10-1501-640-2	Boys Golf Tourney	200
IVC	10-1501-640-2	Volleyball Tourney	125
Marseilles Grade School	10-1501-640-2	Boys Basketball Tourney	150
Somanauk Golf Assoc	10-1501-640-2	Girls Golf	250
Seneca Township High School	10-1501-640-2	Cross Country Open	120
Glen Stunkel		registration reimbursment	137.1
Cheryl Knirlberger	10-1501-319-2	Volleyball Official	95
Sarah Hoffert	10-1501-319-2	Volleyball Official	95
Pontiac Township High School	10-1501-640-2	Girls Golf	175
Debbie Martin	10-1113-420-2	registration reimbursment	50
Greg Sons	10-1113-420-2	registration reimbursment	192.45
Somanauk High School	10-1501-640-2	Volleyball Tourney	250
ILMEA	10-1115-640-1	District 2 Auditions	40

Putnam County Junior High School
Imprest Fund
August, 2017
Account #010-146

Beginning Balance	\$ 1,624.80
Replenishment Request	<u>1,175.20</u>
Attain Maximum Balance	\$ 2,800.00
Less Expenditures	<u>\$ 2,633.85</u>
Balance	\$ 166.15
Replenishment Request	<u>\$ 2,633.85</u>
Attain Maximum Balance	\$ 2,800.00

<u>Check</u>	<u>Date</u>	<u>To Whom</u>	<u>Account #</u>	<u>Reason</u>	<u>Amount</u>
5834	08/14	Dan Wiczorek	10-1501-319-3	official	60.00
5835	08/14	Jay Gerber	10-1501-319-3	official	60.00
5836	08/14	Ed Derix	10-1501-319-3	official	60.00
5837	08/14	Todd Ryan	10-1501-319-3	official	60.00
5838	VOID				
5839	08/15	Derek Benning	10-1501-319-3	official	60.00
5840	08/17	Mike Timmerman	10-1501-319-3	official	60.00
5841	08/17	Toni's	10-1501-319-3	official	60.00
5842	VOID				
5843	08/17	Rich Fulkerson	10-1501-319-3	official	60.00
5844	08/17	John Levy	10-1501-319-3	official	60.00
5845	08/17	IESA	10-1501-640-3	dues golf	80.00
5846	08/18	Ed Derix	10-1501-319-3	official	60.00
5847	08/18	Rick Michael	10-1501-319-3	official	60.00
5848	08/22	ISLMA	Thompson Registration fee		245.00
5849	08/22	Derek Nearhing	10-1501-319-3	official	60.00
5850	08/22	Joel Gerdovich	10-1501-319-3	official	60.00
5851	08/22	Wayne Czyz	10-1501-319-3	official	60.00
5852	08/22	Todd Ryan	10-1501-319-3	official	75.00
5853	08/22	Bernie Moore	10-1501-319-3	official	75.00
5854	08/25	John Deisback	10-15010-319-3	official	60.00
5855	08/25	Jay Gerber	10-1501-319-3	official	60.00
5856	VOID				
5857	VOID				
5858	VOID				
5859	08/26	Steve Gorman	10-1501-319-3	official	120.00
5860	08/26	Glen Stunkel	reimburse for registration fee and lunch		223.85
5861	08/26	Derek Nearhing	10-1501-319-3	official	120.00
5862	VOID				
5863	08/26	John Deisback	10-1501-319-3	official	120.00
5864	08/26	John Levy	10-1501-319-3	official	120.00
5865	08/28	Todd Ryan	10-1501-319-3	official	60.00
5866	08/28	Mike Timmerman	10-1501-319-3	official	60.00
5867	VOID				
5868	VOID				
5869	08/28	John Levy	10-1501-319-3	official	60.00
5870	08/28	Jim Heth	10-1501-319-3	official	60.00
5871	08/30	LEASE	registration fee Judd		15.00
5872	08/31	Todd Ryan	10-1501-319-3	official	60.00
5873	08/31	Derek Benning	10-1501-319-3	official	60.00
5874	08/31	John McCauley	10-1501-319-3	official	60.00
5875	08/31	Joel Gerdovich	10-1501-319-3	official	60.00
		expenditures		2,633.85	
		Replenishment request		2,633.85	

Michael Olson, Principal

Sandra A. Troglio, Secretary

Putnam County Junior High School
PCJH Cheerleading
August, 2017
Account #138-258

Beginning Balance	\$	678.71
Transfers In		<u>00.00</u>
Subtotal		678.71
Less Expenditures		<u>00.00</u>
Balance		678.71

<u>Check#</u>	<u>Date</u>	<u>To Whom</u>	<u>Reason</u>	<u>Amount</u>
---------------	-------------	----------------	---------------	---------------

Michael Olson, Principal

Sandra A. Troglio, Secretary

Putnam County Junior High School
 PCJH Girls Athletic Fund
 August, 2017
 Account #010-707

Beginning Balance	\$ 8,638.40
Transfers In	<u>3,236.50</u>
Subtotal	11,874.90
Less Expenditures	<u>00.00</u>
Balance	11,874.90

<u>Check #</u>	<u>Date</u>	<u>To Whom</u>	<u>Reason</u>	<u>Amount</u>
----------------	-------------	----------------	---------------	---------------

 Michael Olson, Principal

 Sandra A. Troglio, Secretary

Putnam County Junior High School
Puma Crew
August, 2017
Account #010-561

Beginning Balance	\$1,678.43
Transfers In	<u>0.00</u>
Subtotal	1,678.43
Less Expenditures	<u>00.00</u>
Balance	\$1,678.43

<u>Check #</u>	<u>Date</u>	<u>To Whom</u>	<u>Reason</u>	<u>Amount</u>
----------------	-------------	----------------	---------------	---------------

Olson, Principal

Cortny Hannon, Advisor

Putnam County Junior High School
 PCJH Staff Soda
 August, 2017
 Account #010-650

Beginning Balance	\$ 4,575.13
Transfers In	<u>00.00</u>
Subtotal	4,575.13
Less Expenditures	<u>85.33</u>
Balance	4,489.80

<u>Check #</u>	<u>Date</u>	<u>To Whom</u>	<u>Reason</u>	<u>Amount</u>
1488	05/05	Sci-Tech	6 th grade trip	258.00
1489	05/09	Water Store	water	20.32
1490	05/12	Dave And Busters	8 th trip lost ck 1482	2,235.18
1491	05/15	Brenda Bickerman	reimburse INTERACT	265.28
1492	05/17	Alfanos	pizza	58.00
1493	05/25	Kristen Erickson	amazing race reimburse	37.80
1494	05/26	water Store	water	17.78
1495	05/30	Creative Apparell	8 th grade shirts	367.57
1496	05/30	HFM	incentive day	169.99
1497	05/30	Cosgrove	Dance	61.80
1498	05/30	Locker Room	amazing race shirts	593.50

Michael Olson, Principal

Sandra A. Troglia, Secretary

Putnam County Junior High School
Student Council
August, 2017
Account #138-096

Beginning Balance	\$ 1612.07
Transfers In	<u>\$ 00.00</u>
Subtotal	\$ 1612.07
Less Expenditures	<u>\$ 00.00</u>
Balance	\$ 1612.07

<u>Check</u>	<u>Date</u>	<u>To Whom</u>	<u>Reason</u>	<u>Amount</u>
--------------	-------------	----------------	---------------	---------------

Mike Olson, Principal

Kristin Erickson, Sponsor

Putnam County Junior High School
 PCJH Activity Fund
 August, 2017

<u>Account name & #</u>	<u>Beginning Bal</u>	<u>Transfer In</u>	<u>Transfer Out</u>	<u>Ending Bal.</u>
PCJH Cheerleading 138-258	\$ 678.71	00.00	00.00	\$ 678.71
PCJH Girls Athletic 010-707	8,638.40	00.00	00.00	8,638.40
PCJH Puma Crew 010-561	1,678.43	00.00	00.00	1,678.43
Staff Soda 010-650	4,575.13	00.00	85.33	4,489.80
PCJH Student Council 138-096	1,612.07	00.00	00.00	1,612.07

 Michael Olson, Principal

 Sandra A. Troglio, Secretary

Putnam County Community Unit School District #535
Treasurer's Report August 31, 2017

	Fund 10 EDUCATION	Fund 20 O & M	Fund 30 BOND & INT	Fund 40 TRANSPORT	Fund 50 IMRF/SS	Fund 70 WORK CASH	Fund 80 TORT	Fund 90 LIFE SAFETY	Outstanding Checks	Totals
Cash Balances, Beginning of Month	6,025,405.83	545,164.73	340,398.54	746,452.03	390,284.29	2,430,267.62	371,308.34	88,612.08	-	10,937,893.46
Add: Receipts	311,159.85	7,094.07	1,412.72	167,199.59	2,792.45	345.65	3,657.89	1,398.50		495,060.72
Less: Expenditures	593,650.30	106,078.90	-	1,303.49	25,120.11	-	23,311.11	-		749,463.91
Less: Outstanding Deposits										-
Add: Interest	22.56	3.94				77.92				104.42
Adjusting Entries	(200.00)					635.19		(635.19)		(200.00)
Cash Balance 8/31/2017	5,742,737.94	446,183.84	341,811.26	912,348.13	367,956.63	2,431,326.38	351,655.12	89,375.39	-	10,683,394.69
Add: Outstanding Checks									112,481.81	112,481.81
Bank Balances 8/31/2017	5,742,737.94	446,183.84	341,811.26	912,348.13	367,956.63	2,431,326.38	351,655.12	89,375.39	112,481.81	10,795,876.50

Bank Balances Made up of the Following Funds

NOW Accounts:										
Granville National Bank	524,302.06	40,929.30	-	10,931.50	-	-	-	-		576,162.86
First State Bank	94,654.93	60,743.82	-	61,668.55	103,454.30	-	37,155.34	(106,467.15)		251,209.79
North Central Bank	-	46,406.74	-	-	-	-	-	-		46,406.74
Subtotal:	618,956.99	148,079.86	-	72,600.05	103,454.30	-	37,155.34	(106,467.15)		873,779.39
Money Market Accounts:										
First State Bank	1,067,070.64	229,779.78	800.21	335,243.10	112,444.61	60,903.11	49,825.33	55,879.76		1,911,946.54
North Central Bank	3,775,735.82	64,711.54	341,011.05	504,504.98	152,057.72	1,097,978.12	265,207.45	139,962.78		6,341,169.46
Eureka Savings Bank	254,965.40	-	-	-	-	-	-	-		254,965.40
IL Fund	5,388.84	-	-	-	-	-	-	-		5,388.84
INB	1,000.00	-	-	-	-	-	-	-		1,000.00
Subtotal:	5,104,160.70	294,491.32	341,811.26	839,748.08	264,502.33	1,158,881.23	315,032.78	195,842.54		8,514,470.24
Certificates of Deposits										
First State Bank	0.45%					210,742.67				210,742.67
North Central Bank	0.45%					338,489.50				338,489.50
North Central Bank	0.55%					723,212.98				723,212.98
Subtotal:						1,272,445.15				1,272,445.15
Tree Fund / NCB CD		3,612.66								3,612.66
Imprest Fund	13,800.00									13,800.00
TOTAL CASH & INVESTMENTS:	5,736,917.69	446,183.84	341,811.26	912,348.13	367,956.63	2,431,326.38	352,188.12	89,375.39	-	10,678,107.44
Difference	5,820.25						(533.00)			5,287.25
Outstanding Checks									112,481.81	117,769.06

Daniel J. Wujcik 9-11-17

RESOLUTION OF LODGE, ASSOCIATION OR OTHER SIMILAR ORGANIZATION

Eureka Savings Bank
 P O Box 202
 250 Marquette St.
 LaSalle, IL 61301

By: Putnam County CUSD #535
 400 E. Silverspoon Ave.
 Granville, IL 61326

Referred to in this document as "Financial Institution"

Referred to in this document as "Association"

I, Ann P. Lamboley, certify that I am Secretary (clerk) of the above named association organized under the laws of Putnam County CUSD #535, Federal Employer I.D. Number 36-2580500, and that the resolutions on this document are a correct copy of the resolutions adopted at a meeting of the Association duly and properly called and held on 9/18/17 (date). These resolutions appear in the minutes of this meeting and have not been rescinded or modified.

AGENTS Any agent listed below, subject to any written limitations, is authorized to exercise the powers granted as indicated below:

Name and Title or Position	Signature	Facsimile Signature (if used)
A. <u>Daniel J. Wujek, Treasurer</u>	X _____	X _____
B. <u>Carl B. Carlson, Superintendent</u>	X _____	X _____
C. <u>Ann P. Lamboley, Admin. Secretary</u>	X _____	X _____
D. <u>Angela Fay, Admin. Secretary</u>	X _____	X _____
E. _____	X _____	X _____
F. _____	X _____	X _____

POWERS GRANTED (Attach one or more Agents to each power by placing the letter corresponding to their name in the area before each power. Following each power indicate the number of Agent signatures required to exercise the power.)

Indicate A, B, C, D, E, and/or F	Description of Power	Indicate number of signatures required
<u>A</u>	(1) Exercise all of the powers listed in this resolution.	1
_____	(2) Open any deposit or share account(s) in the name of the Association.	_____
_____	(3) Endorse checks and orders for the payment of money or otherwise withdraw or transfer funds on deposit with this Financial Institution.	_____
_____	(4) Borrow money on behalf and in the name of the Association, sign, execute and deliver promissory notes or other evidences of indebtedness.	_____
_____	(5) Endorse, assign, transfer, mortgage or pledge bills receivable, warehouse receipts, bills of lading, stocks, bonds, real estate or other property now owned or hereafter owned or acquired by the Association as security for sums borrowed, and to discount the same, unconditionally guarantee payment of all bills received, negotiated or discounted and to waive demand, presentment, protest, notice of protest and notice of non-payment.	_____
<u>B, C, D</u>	(6) Enter into a written lease for the purpose of renting, maintaining, accessing and terminating a Safe Deposit Box in this Financial Institution.	1
<u>B, C, D</u>	(7) Other <u>Transfer monies between accounts within those banks having accounts owned by Putnam County CUSD #535. Daniel Wujek, singly, can initiate wire transfers between banks.</u>	1

LIMITATIONS ON POWERS The following are the Association's express limitations on the powers granted under this resolution.

EFFECT ON PREVIOUS RESOLUTIONS This resolution supersedes resolution dated _____ . If not completed, all resolutions remain in effect.

CERTIFICATION OF AUTHORITY further certify that the Association has, and at the time of adoption of this resolution had, full power and lawful authority to adopt the resolutions on page 2 and to confer the powers granted above to the persons named who have full power and lawful authority to exercise the same. (Apply seal below where appropriate.)

If checked, the Association is a non-profit lodge, association or similar organization.

X _____
(Secretary)

X _____
(Attest by Other Officer)

X _____
(Attest by Other Officer)

RESOLUTIONS

The Association named on this resolution resolves that,

(1) The Financial Institution is designated as a depository for the funds of the Association and to provide other financial accommodations indicated in this resolution.

(2) This resolution shall continue to have effect until express written notice of its rescission or modification has been received and recorded by the Financial Institution. Any and all prior resolutions adopted by the Association and certified to the Financial Institution as governing the operation of its association's account(s), are in full force and effect, until the Financial Institution receives and acknowledges an express written notice of its revocation, modification or replacement. Any revocation, modification or replacement of a resolution must be accompanied by documentation, satisfactory to the Financial Institution, establishing the authority for the changes.

(3) The signature of an Agent on this resolution is conclusive evidence of their authority to act on behalf of the Association. Any Agent, so long as they act in a representative capacity as agents of the Association, is authorized to make any and all other contracts, agreements, stipulations and orders which they may deem advisable for the effective exercise of the powers indicated on page one, from time to time with the Financial Institution, subject to any restrictions on this resolution or otherwise agreed to in writing.

(4) All transactions, if any, with respect to any deposits, withdrawals, rediscouunts and borrowings by or on behalf of the Association with the Financial Institution prior to the adoption of this resolution are hereby ratified, approved and confirmed.

(5) The Association agrees to the terms and conditions of any account agreement, properly opened by any Agent of the Association. The Association authorizes the Financial Institution, at any time, to charge the Association for all checks, drafts, or other orders, for the payment of money, that are drawn on the Financial Institution, so long as they contain the required number of signatures for this purpose.

(6) The Association acknowledges and agrees that the Financial Institution may furnish at its discretion automated access devices to Agents of the Association to facilitate those powers authorized by this resolution or other resolutions in effect at the time of issuance. The term "automated access device" includes, but is not limited to, credit cards, automated teller machines (ATM), and debit cards.

(7) The Association acknowledges and agrees that the Financial Institution may rely on alternative signature and verification codes issued to or obtained from the Agent named on this resolution. The term "alternative signature and verification codes" includes, but is not limited to, facsimile signatures on file with the Financial Institution, personal identification numbers (PIN), and digital signatures. If a facsimile signature specimen has been provided on this resolution, (or that are filed separately by the Association with the Association with the Financial Institution from time to time) the Financial Institution is authorized to treat the facsimile signature as the signature of the Agent(s) regardless of by whom or by what means the facsimile signature may have been affixed so long as it resembles the facsimile signature specimen on file. The Association authorizes each Agent to have custody of the Association's private key used to create a digital signature and to request issuance of a certificate listing the corresponding public key. The Financial Institution shall have no responsibility or liability for unauthorized use of alternative signature and verification codes unless otherwise agreed in writing.

FOR FINANCIAL INSTITUTION USE ONLY

Acknowledged and received on _____ (date) by _____ (initials) This resolution is superseded by resolution dated _____

Comments:

402 East Silverspoon Ave.
Granville, Ill. 61326



Office (815) 882-2800
Fax (815) 339-2628

Putnam County High School
Mr. Clayton J. Theisinger
Principal

BOARD REPORT: September 2017

Academics

Eclipse Viewing Event

On August 21, 2017, the entire student body and faculty of PCHS spent 7th hour viewing the partial totality of the eclipse. An ad-hoc committee of teachers prepared the day by acquiring ISO-approved viewing glasses and arranging lesson plans. Math classes spent a few days calculating trajectories, social science classes analyzed the history of eclipses, science classes created viewing devices, and English classes wrote reflections on the experience. In all, the day provided a comprehensive hands-on experience to a once-in-a-lifetime (or sometimes twice) event.



Social Sciences – Mr. Meyer’s US History Courses

Our social sciences team of Mr. Meyer and Mr. Gimbal have been working more explicitly to add dimensions of analysis and critical thinking to students’ understanding of history. In addition to the formal means of knowing our past, students are expected to develop conceptual understanding of events and analyze the “why” and “what if” surrounding the world and nation’s foundations. This team has been working in conjunction with English courses to bridge content and skills associated with social sciences, reading, and writing.

In the shared photo, Mr. Meyer’s US History course is analyzing the Revolutionary War and comparing it to a game of tug-of-war. Though not shown in the picture, students take sides on the rope and critique the events leading up to our nation’s founding.



Professional Development

Our first early-dismissal day this year included a presentation by Ms. Newsome on the implementation of thinking maps into the curriculum of all courses. The purpose of this tool is to provide students with ways to organize their thoughts and create useful products for assessments. In addition, teachers were provided an overview of the SAT key components and began analyzing goals for their final exams. This early prep on final exams will allow for greater bridging between daily instruction and course objectives.

Enrollment

Enrollment as of 9/11/2017 is as follows:

- Freshman – 70
- Sophomore – 64
- Junior – 71
- Senior – 80
- Total – 285

*Total enrollment is 10 more students than last year at this time.



“Where all students will learn and succeed, and all means ALL”

Putnam County Junior High School

Michael Olson, Principal
olsonm@pcschoools535.org
Phone-815-882-2800 opt. 3

13183 N 350th Avenue
McNabb, IL 61335
Fax-815-882-2299

Putnam County Junior High Board Report September 18, 2017

Enrollment

6th= 60

7th= 65

8th= 49

Total Enrollment= 174 as of September 14, 2017

Student Activities

- **Softball**
 - Our Girls won their Regional Championship and are competing in the Sectional championship Saturday Sept. 16th here @PCJH
- **Baseball**
 - Our Boys are starting their Regional Saturday September 16th in Chillicothe
- **Girls Basketball**
 - Our 6th,7th&8th Grade Girls are starting their season.
- **Interact**
 - Our Interact Club has started meeting and has been planning for projects. They want to do a school project- re staining sign out front of school
 - Community project-TBA
 - National project-TBA
 - International project-TBAThis is a great example of leadership and service by our students
- **Recycling**
 - Jen Dudek is continuing the Recycling Club and now has over 50 students who want to help recycle. They encourage and collect recycled items in school every Friday.
- **Kindness Club**
 - Mr. Sienza has started the Kindness club and has about 50 students who attend. He is going to issue a 21 day challenge in which everybody at school is

encouraged to do an act of kindness toward another person every day for 21 days. The purpose is to encourage regular acts of kindness toward other people.

- **School Improvement Team**

- As part of the continuation of our District wide school improvement plan- that was created, I have created a school improvement team for PCJH. we have met twice and discussed the process and data we are going to use to identify areas and goals for student improvement.
 - One of our initial goals is to examine our curriculum and make sure the scope and sequence and rigor of our curriculum is where it needs to be in terms of expectations for student growth and success. More details and I will share our building plan when our draft is complete.

- **Opening House**

- We had our Open House last month on August 14th- we had 955 of the 6th Grade attend, 86% of the 7th Grade, and 68% of our 8th Graders attending. This was a nice way to welcome our students to PCJH. in fact the 6th Grade teachers would like to look at having a night just for 6th Graders so they can have their own time to get accustomed to the school.

- **Mid -Terms**

- Our mid term is Friday September 15th. We send home Mid-Term Reports for any student who has an D or f on their current mid term. We also email every parent through Teacherease and encourage them to check their child's updated grades after Friday afternoon. I also reminded them of the Parent-Teacher Conferences in October.
 - **Current Mid term Ds & Fs**

<u>6th Grade</u>	<u>7th Grade</u>	<u>8th Grade</u>
-16 students with a D	-8 students with a D	-5 students with D
-8 students with an F	-3 students with an F	-2 students with an F

- **PARCC**

- I have attached our 2017 PARCC scores. The good news our scores showed Growth! While the scores are not what I would say are in a category that we all would like to see, they are improving. We have spent time discussing our curriculum and particularly the alignment to the Common Core Standards, our instructional strategies to ensure we are providing opportunities to allow students to think critically and problem solve, and our strategies for motivating them on the assessments themselves.
- Also as we get more familiar with the format of the test and our technology keeps improving and our students get more comfortable assessing with the aid of technology- we hope the scores will continue to improve and show the capabilities and hard work of our staff and students.
- I am also tracking PARCC Scores for each class to help get a longitudinal view of their progress over the years they take PARCC assessments.
- I also broke the PARCC score into sub groups so we can see where our strengths and weaknesses were based on the assessment data. This will help us focus our school improvement goals.
 - The first spreadsheet is the grade level PARCC scores over the years.
 - The second spreadsheet is the tracking of a class as they take the PARCC assessments.



Cooking Class at PCJH



Interact Meeting at PCJH- Great leaders in training!



Regional Champions!



Positive Referral winners



Great Art Work at PCJH

	2015 ELA	2016 ELA	2015 Math	2016 Math	2017 ELA	2017 Math	ELA	Diff. from State Avg	Math	Diff. from State Avg
	# of students / % of students									
6th Grade	1=10/19%	1=9/17%	1=13/25%	1=10/19%	6/10%	8/14%	down +	(-) 4%	down +	(-) 4%
	2=15/29%	2=16/30%	2=19/36%	2=15/29%	9/15%	14/24%	down +	(+) 4%	down +	(-) 1%
	3=20/39%	3=20/38%	3=18/33%	3=21/39%	27/46%	18/30%	up +	(+) 3%	down -	(+) 3%
	4=7/14%	4=7/13%	4=3/6%	4=7/14%	15/25%	15/27%	up+	(-) 3%	up +	(+) 2%
	5=0/0%	5=1/1%	5=0/0%	5=0/0%				(-) 6%		(-) 4%
Total number of students tested	53	52	53	52	59	59				
	# of students / % of students									
7th Grade	1=12/21%	1=3/4%	1=11/19%	1=3/4%	6/11%	6/11%	up-	(+) 3%	up -	(-) 6%
	2=14/24%	2=18/28%	2=20/34%	2=12/19%	13/25%	16/30%	down +	(-) 10 %	up -	(-) 5%
	3=20/35%	21/32%	3=21/37%	3=32/50%	22/42%	21/40%	up+	(+) 15%	up +	(+) 13%
	4=12/21%	4=18/28%	4=6/10%	4=16/25%	9/17%	8/15%	down -	(-) 5%	down -	(-) 10%
	5=0/0%	5=4/8%	5=0/0%	5=1/1%	1/1%					(-) 4%
Total number of students tested	58	64	58	64	53	53				
	# of students / % of students									
8th Grade	1=9/14%	1=14/21%	1=20/31%	1=26/40%	6/10%	20/35%	down +	(-) 4%	down +	(-) 18%
	2=16/25%	2=20/30%	2=25/39%	2=14/22%	25/44%	14/25%	up -	(-) 22%	up -	Same
	3=23/35%	3=24/37%	3=13/21%	3=17/26%	13/23%	12/21%	down -	(-) 3%	same	(-) 6%
	4=13/21%	4=7/11%	4=10%	4=8/12%	10/18%	9/16%	down-	(-) 12%	up +	(-9) %
	0/0%	5=0	5=0/0%	5=1/1%	1/1%			(-) 5%		(-) 4%
Total number of students tested	66	65	66	65	57	57				
			State Avg-6th-8th Grade-2016		State Avg. 6th-8th Grade- 2017					
1= Did Not Yet Meet Expectations			14%	15%	ELA	Math				
2= Partially Met Expectations			28%	28%	1=14%	1=17%				
3= Approaching Expectations			28%	29%	2=20%	2=25%				
4= Met Expectations			32%	25%	3=27%	3=27%				
5= Exceeded Expectations			6%	3%	4=30%	4=25%				
			ELA	Math	5=6%	5=4%				



Putnam County Elementary School

*326 S. 5th St.
Hennepin, IL 61327*

*Phone Number 1-815-882-2800
Fax Number 1-815-925-7435*

September 2017 Board Report
Mrs. Courtney Balestri, Principal

Enrollment

3rd Grade = 50 students, with class sizes of 16, 17 and 17 students

4th Grade = 52 students, with class sizes of 17, 17, and 18 students

5th Grade = 65 students, with class sizes of 21, 22, and 22 students

PCES Open House

We had a nice turnout for Open House. Building-wide we had 77% of families attend with 86% of 3rd grade, 83% of 4th grade, and 65% of 5th grade families in attendance. Special guests included representatives from the PC Library, University of Illinois Extension, PC Education Foundation, and North Central Bank. These individuals set up activities for students and their families in the gym. A special thank you goes out to the PCEF who organized four drawings for prizes. Each student who visited the PCEF table entered their name and their teacher's name into the drawing. Congratulations to Mrs. Henderson and Mrs. Schultz who received \$50 towards Scholastic books for their classroom. Winners of our student drawing were Ella Pyszka and Beckham Baker who received brain teaser games. Again, thank you to PCEF for your generous support and thoughtfulness.

AimswebPlus Fall Universal Screening

PCES teachers conducted fall universal screening during the week of Sept. 11th. This data will provide teachers with an accurate picture of where student's current skill levels are compared to those in the same grade across the nation. This data is used for curriculum planning and Rtl purposes. Results of universal screening will be provided in the October board report.

4th Grade Walking Fieldtrip in Hennepin

Each year the 4th grade students participate in a walking field trip to high interest and historical sites in Hennepin. Students visited the Putnam County Court House, Pulsifer House, and the Agricultural Museum. Each location provides students with an interactive

presentation and allows students to increase their knowledge of local history. The information is then brought back and utilized for projects in the classroom. This fieldtrip is always a hit with the 4th graders who look forward to this opportunity each year.



PC Picasso's

PC Picasso's is an after-school art program that was started last year with the support of the PCEF. Last year was a huge hit, and this year is looking to be the same. We have already filled three 6-week sessions with 25 students per session. The first session is set to begin on Monday, September 18th. Thank you to the PCEF for funding this afterschool opportunity for our students. Pictures to come next month!

Spring Valley Lion's Club Donation

The Spring Valley Lions Club recently donated a total of \$4,500 to nine schools in the club's area. Pictured at the presentation are (front, from left) Jaclyn Kepka, Bonnie Bernabei and Andrew Swanson from the Spring Valley Lions;, (middle) Courtney Balestri

from Putnam County Elementary, Mike Balestri from Oglesby Public Schools, Sara McDonald from Peru Elementary, Kristi Eager from Waltham Elementary School; Lori Linn, 1st Vice District Governor District 1 and Rich Hafley from Ottawa Lions Club; (back) Lewis Bodamer from Princeton Lions Club and Jim Hermes from Spring Valley Elementary. Other schools that received \$500 donations were Dalzell, La Salle, DePue and Ladd.



September Board Report

PRINCIPAL: RONDA CROSS

PCPS Enrollment:

PreK - 76 K - 67 1st- 43 2nd- 55

CALENDAR EVENTS:

Sept. 15 Picture Day

Sept. 19 Safety Drills Conducted

Sept. 20 Early Dismissal (Rtl Data Team Meetings)

Oct. 4 Early Dismissal

Oct. 6 Institute Day: Regional Office of Education

Oct. 9 No School

Oct. 12 Fire Prevention Day

Oct. 13 HLS Regional Office Visit; Mid Trimester Reports; PreK at Boggio's

Oct. 18 Early Dismissal: Lucy Calkins Writing Curr. Training

Universal Screening:

We have begun Universal Screening with all K-2nd grade students this past week. Teachers primarily administer their own assessments, but receive assistance from Mrs. Smith, Mrs. Goetz (unavailable this time) and/or myself. We will use the data for our data team meetings next Wednesday during early dismissal to tier students for interventions in the areas of reading and math.

Open House:

We conducted our annual Open House on Thursday, September 7th this year. The event ran from 5:30-7:00. The event was nicely attended by our parents, with one class reporting perfect attendance again this year. Attendance averaged about 82% across the building. Mrs. Schorn had the Media Center available for parents to see some of the engineering sculptures that students created too.

Evaluation Update:

At the Primary School, I have all of the first round of evaluations scheduled with teachers. I will conduct 13 evaluations by mid-November to cover the first round of non-tenured and tenured staff. Then in December I will start the second round of non-tenured teachers in December and will need to complete 6 staff members by February 1st. As you may recall from last year the process for each teacher includes a Student Learning Objective (SLO) meeting, pre-conference, observation, post-conference, any walk-

throughs the administrator can complete and a summative evaluation. This is repeated an additional time for non-tenured teachers. This year between the meetings and observations, it will be a minimum of 88.

Teachers have been given whole group training and explanation, along with small group and individual consultation. The reason for this much support is to assist the teachers in the transition and to break it up into manageable groups with enough time for questions. It is a big initiative, but we are working, communicating and problem-solving together for a process that is intended to improve instruction for students that is meaningful.

Grant Updates:

The Title I and IIA grants are substantially written and will be submitted once the Risk Management and GATA sections are complete. We have a new grant reviewer this year at the state. The grant deadline is September 30th due to a very late roll-out from the State. We will be able to charge the grant any encumbered expenses back to July 1st due to this issue. I will have until Nov. 1st to complete all of the changes designated by the State Board. Additionally, we received \$10,000 for Title IV (About the same about we were reduced.) When I met with our grant reviewer in Springfield on Tuesday and he is recommending to his schools to move the Title IV money to Title I if we need the funding. This will create less work in grant writing, budgeting and district office work in general. Therefore, this is how I have written the grant and we have approximately \$98,000 in Title I and \$17,000 in Title IIA.

The Preschool for All grant has been written, submitted and approved by the State.

I have been notified that we will have an ECERS visit from the state between October and May. This visit will rate our program and provide us with Bronze, Silver or Gold status. We are, of course, preparing and planning for Gold status with the state. We are preparing documents now and implementing the revised ECERS III manual into our program. The State visit will take approximately two days.

Rock Star of the Week

This year our theme is ROCK STARS! The behavior committee and I selected this high interest area to highlight students that make awesome choices according to our behavior expectations in the building.

So far this year we have had the following students nominated:

Riley Rocha Nominated by: Mrs. Ladage

Kennedy Holocker Nominated by: Mrs. Bell

Britney Trinidad Nominated by: Mrs. Ladage

We have also added staff this year. We wanted to celebrate all of those things that staff members are tirelessly doing for our students. So far this year we have had the following staff members nominated:

Mrs. Smith Mrs. Kuehn Mrs. Migliorini

We are so fortunate to have such great students and staff to brighten the day!

IL funding expected from 2016-2017

Ag grant:	\$ 2,393.00
Special education:	132,188.08
Preschool for All:	51,000.00
Transportation:	133,856.49
IL free lunch:	362.00
Federal lunch:	<u>12,225.50</u>
	\$ 332,025.07

ILLINOIS STATE BOARD OF EDUCATION
School Business Services Division

Accounting Basis:

Cash
 Accrual

SCHOOL DISTRICT BUDGET FORM *
July 1, 2017 - June 30, 2018

Unbalanced budget, however, a deficit reduction plan is not required at this time.

Date of Amended Budget: _____
(MM/DD/YY)

District Name: Putnam County CUSD #535
District RCDT No: 35-078-5350-26

If your FY17 AFR states that you need to do a deficit reduction plan and your FY18 budget is balanced please state the measures you took to have your budget become balanced. (Bckgrnd-Assumpt 25-26)

Budget of Putnam County CUSD #535, County of Putnam, State of Illinois, for the Fiscal Year beginning July 1, 2017 and ending June 30, 2018.

WHEREAS the Board of Education of Putnam County CUSD #535, County of Putnam, State of Illinois, caused to be prepared in tentative form a budget, and the Secretary of this Board has made the same conveniently available to public inspection for at least thirty days prior to final action thereon;

AND WHEREAS a public hearing was held as to such budget on the 18th day of September, 2017, notice of said hearing was given at least thirty days prior thereto as required by law, and all other legal requirements have been complied with;

NOW, THEREFORE, Be it resolved by the Board of Education of said district as follows:

Section 1: That the fiscal year of this school district be and the same hereby is fixed and declared to be

beginning July 1, 2017 and ending June 30, 2018.

Section 2: That the following budget containing an estimate of amounts available in each Fund, separately, and expenditures from each be and the same is hereby adopted as the budget of this school district for said fiscal year.

ADOPTION OF BUDGET

The budget shall be approved and signed below by members of the School Board. Adopted this 18th day of September, 2017 by a roll call vote of _____ Yeas, and _____ Nays, to wit:

** MEMBERS VOTING YEA:	** MEMBERS VOTING NAY:

* Based on the 23 Illinois Administrative Code-Part 100 and inconformity with Section 17-1 of the School Code.
** Type in the members who voted "YEA" nor "NAY". Actual school board member signatures are not required for electronic submission.

- (1) A certified copy of this document must be filed with the county clerk within 30 days of adoption as required by Section 18-50 of the Property Tax Code (35 ILCS 200/18-50).
- (2) Districts are required to submit the adopted/amended budget electronically to ISBE within 30 days of adoption or by October 30, whichever comes first. Budgets are submitted to School Finance Report (SFR): <https://sec1.isbe.net/attachmgr/default.aspx>. The electronic version does not require member signatures.

	A	B	C	D	E	F	G	H	I	J	K	L
1	<i>Begin entering data on EstRev 5-10 and EstExp 11-17 tabs.</i>		(10)	(20)	(30)	(40)	(50)	(60)	(70)	(80)	(90)	
2	Description (Enter Whole Numbers Only)	Acct #	Educational	Operations & Maintenance	Debt Service	Transportation	Municipal Retirement/ Social Security	Capital Projects	Working Cash	Tort	Fire Prevention & Safety	
3	ESTIMATED BEGINNING FUND BALANCE July 1, 2017 ¹		4,227,471	284,078	337,974	399,963	392,690	0	2,396,523	216,443	55,194	
4	RECEIPTS/REVENUES											
5	LOCAL SOURCES	1000	6,445,629	631,018	3,248	454,187	312,983	0	69,747	313,318	61,047	
6	FLOW-THROUGH RECEIPTS/REVENUES FROM ONE DISTRICT TO ANOTHER DISTRICT	2000	0	0		0	0					
7	STATE SOURCES	3000	1,202,861	0	0	661,546	0	0	0	0	0	
8	FEDERAL SOURCES	4000	618,701	0	0	0	0	0	0	0	0	
9	Total Direct Receipts/Revenues ⁸		8,267,191	631,018	3,248	1,115,733	312,983	0	69,747	313,318	61,047	
10	Receipts/Revenues for "On Behalf" Payments ²	3998										
11	Total Receipts/Revenues		8,267,191	631,018	3,248	1,115,733	312,983	0	69,747	313,318	61,047	
12	DISBURSEMENTS/EXPENDITURES											
13	INSTRUCTION	1000	6,443,079				155,450					
14	SUPPORT SERVICES	2000	2,370,105	1,455,250		922,289	205,575	0		309,845	0	
15	COMMUNITY SERVICES	3000	0	0		0	0					
16	PAYMENTS TO OTHER DISTRICTS & GOVT UNITS	4000	193,000	0	0	0	0	0		0	0	
17	DEBT SERVICES	5000	0	0	112,100	0	0			0	0	
18	PROVISION FOR CONTINGENCIES	6000	10,000	0	0	0	0	0		0	0	
19	Total Direct Disbursements/Expenditures ⁹		9,016,184	1,455,250	112,100	922,289	361,025	0		309,845	0	
20	Disbursements/Expenditures for "On Behalf" Payments ²	4180	0	0	0	0	0	0		0	0	
21	Total Disbursements/Expenditures		9,016,184	1,455,250	112,100	922,289	361,025	0		309,845	0	
22	Excess of Direct Receipts/Revenues Over (Under) Direct Disbursements/Expenditures		(748,993)	(824,232)	(108,852)	193,444	(48,042)	0	69,747	3,473	61,047	
23	OTHER SOURCES/USES OF FUNDS											
24	OTHER SOURCES OF FUNDS (7000)											
25	PERMANENT TRANSFER FROM VARIOUS FUNDS											
26	Abolishment the Working Cash Fund ¹⁶	7110										
27	Abatement of the Working Cash Fund ¹⁶	7110		540,154								
28	Transfer of Working Cash Fund Interest	7120										
29	Transfer Among Funds	7130										
30	Transfer of Interest	7140										
31	Transfer from Capital Projects Fund to O&M Fund	7150		0								
32	Transfer of Excess Fire Prev & Safety Tax & Interest ³ Proceeds to O&M Fund	7160		0								
33	Transfer of Excess Accumulated Fire Prev & Safety Bond and Int ^{3a} Proceeds to Debt Service Fund	7170			0							
34	SALE OF BONDS (7200)											
35	Principal on Bonds Sold ⁴	7210										
36	Premium on Bonds Sold	7220										
37	Accrued Interest on Bonds Sold	7230										
38	Sale or Compensation for Fixed Assets ⁵	7300										
39	Transfer to Debt Service to Pay Principal on Capital Leases	7400			0							
40	Transfer to Debt Service Fund to Pay Interest on Capital Leases	7500			0							
41	Transfer to Debt Service Fund to Pay Principal on Revenue Bonds	7600			0							
42	Transfer to Debt Service Fund to Pay Interest on Revenue Bonds	7700			0							
43	Transfer to Capital Projects Fund	7800						0				
44	ISBE Loan Proceeds	7900										
45	Other Sources Not Classified Elsewhere	7990										
46	Total Other Sources of Funds ⁸		0	540,154	0	0	0	0	0	0	0	

	A	B	C	D	E	F	G	H	I	J	K	L
1	<i>Begin entering data on EstRev 5-10 and EstExp 11-17 tabs.</i>		(10)	(20)	(30)	(40)	(50)	(60)	(70)	(80)	(90)	
2	Description (Enter Whole Numbers Only)	Acct #	Educational	Operations & Maintenance	Debt Service	Transportation	Municipal Retirement/ Social Security	Capital Projects	Working Cash	Tort	Fire Prevention & Safety	
48	OTHER USES OF FUNDS (8000)											
49	TRANSFER TO VARIOUS OTHER FUNDS (8100)											
50	Abolishment or Abatement of the Working Cash Fund ¹⁶	8110							540,154			
51	Transfer of Working Cash Fund Interest	8120							0			
52	Transfer Among Funds	8130										
53	Transfer of Interest ⁶	8140										
54	Transfer from Capital Projects Fund to O&M Fund	8150										
55	Transfer of Excess Fire Prev & Safety Tax & Interest ³ Proceeds to O&M Fund	8160										
56	Transfer of Excess Accumulated Fire Prev & Safety Bond ^{3a} and Int Proceeds to Debt Service Fund	8170										
57	Taxes Pledged to Pay Principal on Capital Leases	8410										
58	Grants/Reimbursements Pledged to Pay Principal on Capital Leases	8420										
59	Other Revenues Pledged to Pay Principal on Capital Leases	8430										
60	Fund Balance Transfers Pledged to Pay Principal on Capital Leases	8440										
61	Taxes Pledged to Pay Interest on Capital Leases	8510										
62	Grants/Reimbursements Pledged to Pay Interest on Capital Leases	8520										
63	Other Revenues Pledged to Pay Interest on Capital Leases	8530										
64	Fund Balance Transfers Pledged to Pay Interest on Capital Leases	8540										
65	Taxes Pledged to Pay Principal on Revenue Bonds	8610										
66	Grants/Reimbursements Pledged to Pay Principal on Revenue Bonds	8620										
67	Other Revenues Pledged to Pay Principal on Revenue Bonds	8630										
68	Fund Balance Transfers Pledged to Pay Principal on Revenue Bonds	8640										
69	Taxes Pledged to Pay Interest on Revenue Bonds	8710										
70	Grants/Reimbursements Pledged to Pay Interest on Revenue Bonds	8720										
71	Other Revenues Pledged to Pay Interest on Revenue Bonds	8730										
72	Fund Balance Transfers Pledged to Pay Interest on Revenue Bonds	8740										
73	Taxes Transferred to Pay for Capital Projects	8810										
74	Grants/Reimbursements Pledged to Pay for Capital Projects	8820										
75	Other Revenues Pledged to Pay for Capital Projects	8830										
76	Fund Balance Transfers Pledged to Pay for Capital Projects	8840										
77	Transfer to Debt Service Fund to Pay Principal on ISBE Loans	8910										
78	Other Uses Not Classified Elsewhere	8990										
79	Total Other Uses of Funds ⁹		0	0	0	0	0	0	540,154	0	0	
80	Total Other Sources/Uses of Fund		0	540,154	0	0	0	0	(540,154)	0	0	
81	ESTIMATED ENDING FUND BALANCE June 30, 2018		3,478,478	0	229,122	593,407	344,648	0	1,926,116	219,916	116,241	

SUMMARY OF EXPENDITURES (by Major Object)												
	Description	Acct #	(10)	(20)	(30)	(40)	(50)	(60)	(70)	(80)	(90)	Total By Object
			Educational	Operations & Maintenance	Debt Service	Transportation	Municipal Retirement/ Social Security	Capital Projects	Working Cash	Tort	Fire Prevention & Safety	
86	Object Name											
87	Salaries	100	5,527,810	387,200		28,000		0		165,000	0	6,108,010
88	Employee Benefits	200	1,381,350	51,600		300	361,025	0		0	0	1,794,275
89	Purchased Services	300	489,623	357,700	0	889,989		0		144,845	0	1,882,157
90	Supplies & Materials	400	855,951	344,200		4,000		0		0	0	1,204,151
91	Capital Outlay	500	76,700	314,500		0		0		0	0	391,200
92	Other Objects	600	684,750	50	112,100	0	0	0		0	0	796,900
93	Non-Capitalized Equipment	700	0	0		0		0		0	0	0
94	Termination Benefits	800	0	0		0						0
95	Total Expenditures		9,016,184	1,455,250	112,100	922,289	361,025	0		309,845	0	12,176,693

SUMMARY OF CASH TRANSACTIONS

1	A	B	C	D	E	F	G	H	I	J	K
2	Description (Enter Whole Numbers Only)	Acct #	(10) Educational	(20) Operations & Maintenance	(30) Debt Service	(40) Transportation	(50) Municipal Retirement/ Social Security	(60) Capital Projects	(70) Working Cash	(80) Tort	(90) Fire Prevention & Safety
3	BEGINNING CASH BALANCE ON HAND July 1, 2017 ⁷		4,227,471	284,078	337,974	399,963	392,690	0	2,396,523	216,443	55,194
4	Total Direct Receipts & Other Sources ⁸		8,267,191	1,171,172	3,248	1,115,733	312,983	0	69,747	313,318	61,047
5	OTHER RECEIPTS										
6	Interfund Loans Payable (Loans from Other Funds)	411									
7	Interfund Loans Receivable (Repayment of Loans)	141									
8	Notes and Warrants Payable	433									
9	Other Current Assets	199									
10	Total Other Receipts		0	0	0	0	0	0	0	0	0
11	Total Direct Receipts, Other Sources, & Other Receipts		8,267,191	1,171,172	3,248	1,115,733	312,983	0	69,747	313,318	61,047
12	Total Amount Available		12,494,662	1,455,250	341,222	1,515,696	705,673	0	2,466,270	529,761	116,241
13	Total Direct Disbursements & Other Uses ⁹		9,016,184	1,455,250	112,100	922,289	361,025	0	540,154	309,845	0
14	OTHER DISBURSEMENTS										
15	Interfund Loans Receivable (Loans to Other Funds) ¹⁰	141									
16	Interfund Loans Payable (Repayment of Loans)	411									
17	Notes and Warrants Payable	433									
18	Other Current Liabilities	499									
19	Total Other Disbursements		0	0	0	0	0	0	0	0	0
20	Total Direct Disbursements, Other Uses, & Other Disbursements		9,016,184	1,455,250	112,100	922,289	361,025	0	540,154	309,845	0
21	ENDING CASH BALANCE ON HAND June 30, 2018 ⁷		3,478,478	0	229,122	593,407	344,648	0	1,926,116	219,916	116,241

114

1	A	B	C	D	E	F	G	H	I	J	K
2	Description (Enter Whole Numbers Only)	Acct #	(10) Educational	(20) Operations & Maintenance	(30) Debt Service	(40) Transportation	(50) Municipal Retirement/ Social Security	(60) Capital Projects	(70) Working Cash	(80) Tort	(90) Fire Prevention & Safety
3	RECEIPTS/REVENUES FROM LOCAL SOURCES (1000)										
4	AD VALOREM TAXES LEVIED BY LOCAL EDUCATION AGENCY	1100									
5	Designated Purposes Levies ¹¹	-	3,293,745	605,468	2,748	242,187	237,731	0	60,547	312,518	60,547
6	Leasing Purposes Levy ¹²	1130	60,547	0							
7	Special Education Purposes Levy	1140	48,437	0		0	0	0			
8	FICA and Medicare Only Levies	1150					0				
9	Area Vocational Construction Purposes Levy	1160		0	0			0			
10	Summer School Purposes Levy	1170	0								
11	Other Tax Levies (Describe & Itemize)	1190	0	0	0	0	0	0	0	0	0
12	Total Ad Valorem Taxes Levied by District		3,402,729	605,468	2,748	242,187	237,731	0	60,547	312,518	60,547
13	PAYMENTS IN LIEU OF TAXES	1200									
14	Mobile Home Privilege Tax	1210	0	0	0	0	0	0	0	0	0
15	Payments from Local Housing Authority	1220	0	0	0	0	0	0	0	0	0
16	Corporate Personal Property Replacement Taxes ¹³	1230	2,300,000	0	0	200,000	74,252	0	0	0	0
17	Other Payments in Lieu of Taxes (Describe & Itemize)	1290	0	0	0	0	0	0	0	0	0
18	Total Payments in Lieu of Taxes		2,300,000	0	0	200,000	74,252	0	0	0	0
19	TUITION	1300									
20	Regular Tuition from Pupils or Parents (In State)	1311	0								
21	Regular Tuition from Other Districts (In State)	1312	317,000								
22	Regular Tuition from Other Sources (In State)	1313	0								
23	Regular Tuition from Other Sources (Out of State)	1314	0								
24	Summer School Tuition from Pupils or Parents (In State)	1321	0								
25	Summer School Tuition from Other Districts (In State)	1322	0								
26	Summer School Tuition from Other Sources (In State)	1323	0								
27	Summer School Tuition from Other Sources (Out of State)	1324	0								
28	CTE Tuition from Pupils or Parents (In State)	1331	0								
29	CTE Tuition from Other Districts (In State)	1332	0								
30	CTE Tuition from Other Sources (In State)	1333	0								
31	CTE Tuition from Other Sources (Out of State)	1334	0								
32	Special Education Tuition from Pupils or Parents (In State)	1341	0								
33	Special Education Tuition from Other Districts (In State)	1342	8,000								
34	Special Education Tuition from Other Sources (In State)	1343	0								
35	Special Education Tuition from Other Sources (Out of State)	1344	0								
36	Adult Tuition from Pupils or Parents (In State)	1351	0								
37	Adult Tuition from Other Districts (In State)	1352	0								
38	Adult Tuition from Other Sources (In State)	1353	0								
39	Adult Tuition from Other Sources (Out of State)	1354	0								
40	Total Tuition		325,000								
41	TRANSPORTATION FEES	1400									
42	Regular Transportation Fees from Pupils or Parents (In State)	1411				0					
43	Regular Transportation Fees from Other Districts (In State)	1412				0					
44	Regular Transportation Fees from Other Sources (In State)	1413				0					
45	Regular Transportation Fees from Co-curricular Activities (In State)	1415				0					
46	Regular Transportation Fees from Other Sources (Out of State)	1416				0					
47	Summer School Transportation Fees from Pupils or Parents (In State)	1421				0					
48	Summer School Transportation Fees from Other Districts (In State)	1422				0					
49	Summer School Transportation Fees from Other Sources (In State)	1423				0					
50	Summer School Transportation Fees from Other Sources (Out of State)	1424				0					
51	CTE Transportation Fees from Pupils or Parents (In State)	1431				0					
52	CTE Transportation Fees from Other Districts (In State)	1432				0					
53	CTE Transportation Fees from Other Sources (In State)	1433				0					

1	A	B	C	D	E	F	G	H	I	J	K
2	Description (Enter Whole Numbers Only)	Acct #	(10) Educational	(20) Operations & Maintenance	(30) Debt Service	(40) Transportation	(50) Municipal Retirement/ Social Security	(60) Capital Projects	(70) Working Cash	(80) Tort	(90) Fire Prevention & Safety
54	CTE Transportation Fees from Other Sources (Out of State)	1434				0					
55	Special Education Transportation Fees from Pupils or Parents (In State)	1441				0					
56	Special Education Transportation Fees from Other Districts (In State)	1442				0					
57	Special Education Transportation Fees from Other Sources (In State)	1443				0					
58	Special Education Transportation Fees from Other Sources (Out of State)	1444				0					
59	Adult Transportation Fees from Pupils or Parents (In State)	1451				0					
60	Adult Transportation Fees from Other Districts (In State)	1452				0					
61	Adult Transportation Fees from Other Sources (In State)	1453				0					
62	Adult Transportation Fees from Other Sources (Out of State)	1454				0					
63	Total Transportation Fees					0					
64	EARNINGS ON INVESTMENTS	1500									
65	Interest on Investments	1510	17,600	5,050	500	1,000	1,000	0	9,200	800	500
66	Gain or Loss on Sale of Investments	1520	0	0	0	0	0	0	0	0	0
67	Total Earnings on Investments		17,600	5,050	500	1,000	1,000	0	9,200	800	500
68	FOOD SERVICE	1600									
69	Sales to Pupils - Lunch	1611	115,000								
70	Sales to Pupils - Breakfast	1612	16,000								
71	Sales to Pupils - A la Carte	1613	0								
72	Sales to Pupils - Other (Describe & Itemize)	1614	9,500								
73	Sales to Adults	1620	5,000								
74	Other Food Service (Describe & Itemize)	1690	0								
75	Total Food Service		145,500								
76	DISTRICT/SCHOOL ACTIVITY INCOME	1700									
77	Admissions - Athletic	1711	23,000	0							
78	Admissions - Other	1719	11,000	0							
79	Fees	1720	20,700	0							
80	Book Store Sales	1730	0	0							
81	Other District/School Activity Revenue (Describe & Itemize)	1790	8,200	0							
82	Total District/School Activity Income		62,900	0							
83	TEXTBOOK INCOME	1800									
84	Rentals - Regular Textbooks	1811	45,000								
85	Rentals - Summer School Textbooks	1812	0								
86	Rentals - Adult/Continuing Education Textbooks	1813	0								
87	Rentals - Other (Describe)	1819	400								
88	Sales - Regular Textbooks	1821	0								
89	Sales - Summer School Textbooks	1822	0								
90	Sales - Adult/Continuing Education Textbooks	1823	0								
91	Sales - Other (Describe & Itemize)	1829	0								
92	Other (Describe & Itemize)	1890	0								
93	Total Textbooks		45,400								
94	OTHER REVENUE FROM LOCAL SOURCES	1900									
95	Rentals	1910	0	1,000							
96	Contributions and Donations from Private Sources	1920	20,000	500	0	0	0	0	0	0	0
97	Impact Fees from Municipal or County Governments	1930	0	0	0	0	0	0	0	0	0
98	Services Provided Other Districts	1940	0	0		0					
99	Refund of Prior Years' Expenditures	1950	13,500	1,000	0	0	0	0		0	0
100	Payments of Surplus Moneys from TIF Districts	1960	0	0	0	0	0	0	0	0	0
101	Drivers' Education Fees	1970	3,000								
102	Proceeds from Vendors' Contracts	1980	0	0	0	0	0	0	0	0	0
103	School Facility Occupation Tax Proceeds	1983	0	0	0	0	0	0	0	0	0
104	Payment from Other Districts	1991	0	0	0	0	0	0			

1	A	B	C	D	E	F	G	H	I	J	K
2	Description (Enter Whole Numbers Only)	Acct #	(10) Educational	(20) Operations & Maintenance	(30) Debt Service	(40) Transportation	(50) Municipal Retirement/ Social Security	(60) Capital Projects	(70) Working Cash	(80) Tort	(90) Fire Prevention & Safety
105	Sale of Vocational Projects	1992	0								
106	Other Local Fees (Describe & Itemize)	1993	0	0	0	0	0	0		0	0
107	Other Local Revenues (Describe & Itemize)	1999	110,000	18,000	0	11,000	0	0	0	0	0
108	Total Other Revenue from Local Sources		146,500	20,500	0	11,000	0	0	0	0	0
109	Total Receipts/Revenues from Local Sources	1000	6,445,629	631,018	3,248	454,187	312,983	0	69,747	313,318	61,047
FLOW-THROUGH RECEIPTS/REVENUES FROM ONE DISTRICT TO ANOTHER DISTRICT (2000)											
110											
111	Flow-Through Revenue from State Sources	2100	0	0		0	0				
112	Flow-Through Revenue from Federal Sources	2200	0	0		0	0				
113	Other Flow-Through Revenue (Describe & Itemize)	2300	0	0		0	0				
114	Total Flow-Through Receipts/Revenues From One District to Another District	2000	0	0		0	0				
RECEIPTS/REVENUES FROM STATE SOURCES (3000)											
115											
116	UNRESTRICTED GRANTS-IN-AID (3001-3099)										
117	General State Aid (Section 18-8.05)	3001	515,442	0	0	0	0	0		0	0
118	General State Aid Hold Harmless/Supplemental	3002	0	0	0	0	0	0		0	0
119	Reorganization Incentives (Accounts 3005-3021)	3005	0	0	0	0	0	0		0	0
120	Other Unrestricted Grants-In-Aid From State Sources (Describe & Itemize)	3099	0	0	0	0	0	0		0	0
121	Total Unrestricted Grants-In-Aid		515,442	0	0	0	0	0		0	0
122	RESTRICTED GRANTS-IN-AID (3100-3900)										
123	SPECIAL EDUCATION										
124	Special Education - Private Facility Tuition	3100	70,000			0					
125	Special Education - Funding for Children Requiring Sp Ed Services	3105	130,000			0					
126	Special Education - Personnel	3110	240,000	0		0					
127	Special Education - Orphanage - Individual	3120	31,207			0					
128	Special Education - Orphanage - Summer Individual	3130	0			0					
129	Special Education - Summer School	3145	960			0					
130	Special Education - Other (Describe & Itemize)	3199	0	0		0					
131	Total Special Education		472,167	0		0					
132	CAREER AND TECHNICAL EDUCATION (CTE)										
133	CTE - Technical Education - Tech Prep	3200	19,688	0			0				
134	CTE - Secondary Program Improvement (CTEI)	3220	0	0			0				
135	CTE - WECEP	3225	0	0			0				
136	CTE - Agriculture Education	3235	2,489	0			0				
137	CTE - Instructor Practicum	3240	0	0			0				
138	CTE - Student Organizations	3270	0	0			0				
139	CTE - Other (Describe & Itemize)	3299	0	0			0				
140	Total Career and Technical Education		22,177	0			0				
141	BILINGUAL EDUCATION										
142	Bilingual Education - Downstate - TPI and TBE	3305	0				0				
143	Bilingual Education - Downstate - Transitional Bilingual Education	3310	0				0				
144	Total Bilingual Education		0				0				
145	State Free Lunch & Breakfast	3360	3,500								
146	School Breakfast Initiative	3365	0	0			0				
147	Driver Education	3370	15,000	0							
148	Adult Education (from ICCB)	3410	0	0	0	0	0	0	0	0	0
149	Adult Education - Other (Describe & Itemize)	3499	0	0	0	0	0	0	0	0	0
150	TRANSPORTATION										
151	Transportation - Regular and Vocational	3500	0	0		378,670	0				
152	Transportation - Special Education	3510	0	0		205,251	0				
153	Transportation - Other (Describe & Itemize)	3599	0	0		0	0				

1	A	B	C	D	E	F	G	H	I	J	K
2	Description (Enter Whole Numbers Only)	Acct #	(10) Educational	(20) Operations & Maintenance	(30) Debt Service	(40) Transportation	(50) Municipal Retirement/ Social Security	(60) Capital Projects	(70) Working Cash	(80) Tort	(90) Fire Prevention & Safety
154	Total Transportation		0	0		583,921	0				
155	Learning Improvement - Change Grants	3610	0								
156	Scientific Literacy	3660	0	0		0	0				
157	Truant Alternative/Optional Education	3695	0			0	0				
158	Early Childhood - Block Grant	3705	169,575	0		77,625	0				
159	Reading Improvement Block Grant	3715	0			0	0				
160	Reading Improvement Block Grant - Reading Recovery	3720	0			0	0				
161	Continued Reading Improvement Block Grant	3725	0			0	0				
162	Continued Reading Improvement Block Grant (2% Set Aside)	3726	0			0	0				
163	Chicago General Education Block Grant	3766	0	0		0	0				0
164	Chicago Educational Services Block Grant	3767	0	0		0	0				0
165	School Safety & Educational Improvement Block Grant	3775	0	0	0	0	0	0			0
166	Technology - Technology for Success	3780	0	0	0	0	0	0			0
167	State Charter Schools	3815	0			0					
168	Extended Learning Opportunities - Summer Bridges	3825	0			0					
169	Infrastructure Improvements - Planning/Construction	3920		0				0			
170	School Infrastructure - Maintenance Projects	3925		0							0
171	Other Restricted Revenue from State Sources (Describe & Itemize)	3999	5,000	0	0	0	0	0	0	0	0
172	Total Restricted Grants-In-Aid		687,419	0	0	661,546	0	0	0	0	0
173	Total Receipts/Revenues from State Sources	3000	1,202,861	0	0	661,546	0	0	0	0	0
174	RECEIPTS/REVENUES FROM FEDERAL SOURCES (4000)										
175	UNRESTRICTED GRANTS-IN-AID RECEIVED DIRECTLY										
176	Federal Impact Aid	4001	0	0	0	0	0	0	0	0	0
177	Other Unrestricted Grants-In-Aid Received Directly from the Federal Govt. (Describe & Itemize)	4009	0	0	0	0	0	0	0	0	0
178	Total Unrestricted Grants-In-Aid Received Directly from Fed Govt		0	0	0	0	0	0	0	0	0
179	RESTRICTED GRANTS-IN-AID RECEIVED DIRECTLY FROM FEDERAL										
180	Head Start	4045	0								
181	Construction (Impact Aid)	4050	0	0				0			
182	MAGNET	4060	0	0			0	0			
183	Other Restricted Grants-In-Aid Received Directly from Federal Govt. (Describe & Itemize)	4090	0	0			0	0			0
184	Total Restricted Grants-In-Aid Received Directly from Federal Govt.		0	0			0	0			0
185	RESTRICTED GRANTS-IN-AID RECEIVED FROM FEDERAL										
186	TITLE VI										
187	Title VI - Innovation and Flexibility Formula	4100	0	0			0	0			
188	Title VI - SEA Projects	4105	0	0			0	0			
189	Title VI - Rural Education Initiative (REI)	4107	0	0			0	0			
190	Title VI - Other (Describe & Itemize)	4199	0	0			0	0			
191	Total Title VI		0	0			0	0			
192	FOOD SERVICE										
193	Breakfast Start-Up Expansion	4200	0				0				
194	National School Lunch Program	4210	175,000				0				
195	Special Milk Program	4215	0				0				
196	School Breakfast Program	4220	36,000				0				
197	Summer Food Service Admin/Program	4225	0				0				
198	Child and Adult Care Food Program	4226	0				0				
199	Fresh Fruit and Vegetables	4240	0								
200	Food Service - Other (Describe & Itemize)	4299	0				0				
201	Total Food Service		211,000				0				

1	A	B	C	D	E	F	G	H	I	J	K
2	Description (Enter Whole Numbers Only)	Acct #	(10) Educational	(20) Operations & Maintenance	(30) Debt Service	(40) Transportation	(50) Municipal Retirement/ Social Security	(60) Capital Projects	(70) Working Cash	(80) Tort	(90) Fire Prevention & Safety
202	TITLE I										
203	Title I - Low Income	4300	98,374	0		0	0				
204	Title I - Low Income - Neglected, Private	4305	0	0		0	0				
205	Title I - Comprehensive School Reform	4332	0	0		0	0				
206	Title I - Reading First	4334	0	0		0	0				
207	Title I - Even Start	4335	0	0		0	0				
208	Title I - Reading First SEA Funds	4337	0	0		0	0				
209	Title I - Migrant Education	4340	0	0		0	0				
210	Title I - Other (Describe & Itemize)	4399	0	0		0	0				
211	Total Title I		98,374	0		0	0				
212	TITLE IV										
213	Title IV - Safe & Drug Free Schools - Formula	4400	0	0		0	0				
214	Title IV - 21st Century Comm Learning Centers	4421	0	0		0	0				
215	Title IV - Other (Describe & Itemize)	4499	0	0		0	0				
216	Total Title IV		0	0		0	0				
217	FEDERAL - SPECIAL EDUCATION										
218	Federal Special Education - Preschool Flow-Through	4600	0	0		0	0				
219	Federal Special Education - Preschool Discretionary	4605	0	0		0	0				
220	Federal Special Education - IDEA Flow Through	4620	110,545	0		0	0				
221	Federal Special Education - IDEA Room & Board	4625	100,000	0		0	0				
222	Federal Special Education - IDEA Discretionary	4630	0	0		0	0				
223	Federal Special Education - IDEA - Other (Describe & Itemize)	4699	0	0		0	0				
224	Total Federal Special Education		210,545	0		0	0				
225	CTE - PERKINS										
226	CTE - Perkins-Title III Tech Prep	4770	26,137	0			0				
227	CTE - Other (Describe & Itemize)	4799	0	0			0				
228	Total CTE - Perkins		26,137	0			0				
229	Federal - Adult Education	4810	0	0			0				
230	ARRA - General State Aid - Education Stabilization	4850	0	0	0	0	0	0		0	0
231	ARRA - Title I - Low Income	4851	0	0		0	0				
232	ARRA - Title I - Neglected, Private	4852	0	0	0	0	0	0		0	0
233	ARRA - Title I - Delinquent, Private	4853	0	0	0	0	0	0		0	0
234	ARRA - Title I - School Improvement (Part A)	4854	0	0	0	0	0	0		0	0
235	ARRA - Title I - School Improvement (Section 1003g)	4855	0	0	0	0	0	0		0	0
236	ARRA - IDEA - Part B - Preschool	4856	0	0	0	0	0	0		0	0
237	ARRA - IDEA - Part B - Flow-Through	4857	0	0	0	0	0	0		0	0
238	ARRA - Title IID - Technology - Formula	4860	0	0	0	0	0	0		0	0
239	ARRA - Title IID - Technology - Competitive	4861	0	0	0	0	0	0		0	0
240	ARRA - McKinney - Vento Homeless Education	4862	0	0		0	0				
241	ARRA - Child Nutrition Equipment Assistance	4863	0	0							
242	Impact Aid Formula Grants	4864	0	0	0	0	0	0		0	0
243	Impact Aid Competitive Grants	4865	0	0	0	0	0	0		0	0
244	Qualified Zone Academy Bond Tax Credits	4866	0	0	0	0	0	0		0	0
245	Qualified School Construction Bond Credits	4867	0	0	0	0	0	0		0	0
246	Build America Bond Tax Credits	4868	0	0	0	0	0	0		0	0
247	Build America Bond Interest Reimbursement	4869	0	0	0	0	0	0		0	0
248	ARRA - General State Aid - Other Government Services Stabilization	4870	0	0	0	0	0	0		0	0
249	Other ARRA Funds - II	4871	0	0	0	0	0	0		0	0
250	Other ARRA Funds - III	4872	0	0	0	0	0	0		0	0
251	Other ARRA Funds - IV	4873	0	0	0	0	0	0		0	0
252	Other ARRA Funds - V	4874	0	0	0	0	0	0		0	0
253	ARRA - Early Childhood	4875	0	0	0	0	0	0		0	0
254	Other ARRA Funds - VII	4876	0	0	0	0	0	0		0	0

1	A	B	C	D	E	F	G	H	I	J	K
2	Description (Enter Whole Numbers Only)	Acct #	(10) Educational	(20) Operations & Maintenance	(30) Debt Service	(40) Transportation	(50) Municipal Retirement/ Social Security	(60) Capital Projects	(70) Working Cash	(80) Tort	(90) Fire Prevention & Safety
255	Other ARRA Funds - VIII	4877	0	0	0	0	0	0		0	0
256	Other ARRA Funds - IX	4878	0	0	0	0	0	0		0	0
257	Other ARRA Funds - X	4879	0	0	0	0	0	0		0	0
258	Other ARRA Funds - Ed Job Fund Program	4880	0	0	0	0	0	0		0	0
259	Total Stimulus Programs		0	0	0	0	0	0		0	0
260	Race to the Top Program	4901	0								
261	Race to the Top - Preschool Expansion Grant	4902	0	0			0				
262	Advanced Placement Fee/International Baccalaureate	4904	0	0		0	0				
263	Title III - Immigrant Education Program (IEP)	4905	0			0	0				
264	Title III - Language Inst Program - Limited English (LIPLEP)	4909	0			0	0				
265	Learn & Serve America	4910	0			0	0				
266	McKinney Education for Homeless Children	4920	0	0		0	0				
267	Title II - Eisenhower - Professional Development Formula	4930	0	0		0	0				
268	Title II - Teacher Quality	4932	17,645	0		0	0				
269	Federal Charter Schools	4960	0	0		0	0				
270	Medicaid Matching Funds - Administrative Outreach	4991	20,000	0		0	0				
271	Medicaid Matching Funds - Fee-For-Service Program	4992	35,000	0		0	0				
272	Other Restricted Grants Received from Federal Government through State (Describe & Itemize)	4999	0	0		0	0	0			0
273	Total Restricted Grants-In-Aid Received from Federal Govt. Thru the State		618,701	0	0	0	0	0		0	0
274	TOTAL RECEIPTS/REVENUES FROM FEDERAL SOURCES	4000	618,701	0	0	0	0	0	0	0	0
275	TOTAL DIRECT RECEIPTS/REVENUES		8,267,191	631,018	3,248	1,115,733	312,983	0	69,747	313,318	61,047

120

	A	B	C	D	E	F	G	H	I	J	K
			(100)	(200)	(300)	(400)	(500)	(600)	(700)	(800)	(900)
1	Description (Enter Whole Numbers Only)	Func #	Salaries	Employee Benefits	Purchased Services	Supplies & Materials	Capital Outlay	Other Objects	Non-Capitalized Equipment	Termination Benefits	Total
3	10 - EDUCATIONAL FUND (ED)										
4	INSTRUCTION (ED)	1000									
5	Regular Programs	1100	2,602,542	663,500	78,650	389,170	54,000	2,800	0	0	3,790,662
6	Tuition Payment to Charter Schools	1115			3,750						3,750
7	Pre-K Programs	1125	135,800	26,000	1,300	9,450	0	0	0	0	172,550
8	Special Education Programs (Functions 1200 - 1220)	1200	918,000	274,700	135,528	29,550	0	0	0	0	1,357,778
9	Special Education Programs Pre-K	1225	68,000	19,600	500	1,300	0	0	0	0	89,400
10	Remedial and Supplemental Programs K-12	1250	59,000	20,800	7,595	26,787	0	0	0	0	114,182
11	Remedial and Supplemental Programs Pre-K	1275	0	0	0	0	0	0	0	0	0
12	Adult/Continuing Education Programs	1300	0	0	0	0	0	0	0	0	0
13	CTE Programs	1400	132,468	36,950	5,100	9,189	0	500	0	0	184,207
14	Interscholastic Programs	1500	156,000	8,450	34,000	24,000	10,200	12,800	0	0	245,450
15	Summer School Programs	1600	18,000	3,200	0	250	0	0	0	0	21,450
16	Gifted Programs	1650	0	0	0	0	0	0	0	0	0
17	Driver's Education Programs	1700	24,550	3,200	7,400	2,000	0	0	0	0	37,150
18	Bilingual Programs	1800	1,500	0	0	0	0	0	0	0	1,500
19	Truant Alternative & Optional Programs	1900	0	0	0	0	0	0	0	0	0
20	Pre-K Programs - Private Tuition	1910						0			0
21	Regular K-12 Programs Private Tuition	1911						0			0
22	Special Education Programs K-12 Private Tuition	1912						425,000			425,000
23	Special Education Programs Pre-K Tuition	1913						0			0
24	Remedial/Supplemental Programs K-12 Private Tuition	1914						0			0
25	Remedial/Supplemental Programs Pre-K Private Tuition	1915						0			0
26	Adult/Continuing Education Programs Private Tuition	1916						0			0
27	CTE Programs Private Tuition	1917						0			0
28	Interscholastic Programs Private Tuition	1918						0			0
29	Summer School Programs Private Tuition	1919						0			0
30	Gifted Programs Private Tuition	1920						0			0
31	Bilingual Programs Private Tuition	1921						0			0
32	Truants Alternative/Opt Ed Programs Private Tuition	1922						0			0
33	Total Instruction¹⁴	1000	4,115,860	1,056,400	273,823	491,696	64,200	441,100	0	0	6,443,079
34	SUPPORT SERVICES (ED)	2000									
35	Support Services - Pupil										
36	Attendance & Social Work Services	2110	113,450	32,800	1,500	1,170	0	200	0	0	149,120
37	Guidance Services	2120	45,000	12,800	1,650	450	0	100	0	0	60,000
38	Health Services	2130	54,000	6,500	1,700	1,350	0	0	0	0	63,550
39	Psychological Services	2140	16,500	3,400	62,150	1,800	0	0	0	0	83,850
40	Speech Pathology & Audiology Services	2150	0	0	0	0	0	0	0	0	0
41	Other Support Services - Pupils (Describe & Itemize)	2190	0	0	9,300	1,000	0	0	0	0	10,300
42	Total Support Services - Pupil	2100	228,950	55,500	76,300	5,770	0	300	0	0	366,820
43	Support Services - Instructional Staff										
44	Improvement of Instruction Services	2210	51,000	5,800	21,500	15,000	0	0	0	0	93,300
45	Educational Media Services	2220	220,000	33,600	15,900	17,465	0	0	0	0	286,965
46	Assessment & Testing	2230	0	0	0	0	0	0	0	0	0
47	Total Support Services - Instructional Staff	2200	271,000	39,400	37,400	32,465	0	0	0	0	380,265
48	Support Services - General Administration										
49	Board of Education Services	2310	6,600	0	58,400	46,000	0	32,000	0	0	143,000
50	Executive Administration Services	2320	96,300	38,500	20,000	10,000	7,000	3,000	0	0	174,800
51	Special Area Administration Services	2330	0	0	0	0	0	0	0	0	0
52	Tort Immunity Services	2360 - 2370	0	0	0	0	0	0	0	0	0
53	Total Support Services - General Administration	2300	102,900	38,500	78,400	56,000	7,000	35,000	0	0	317,800
54	Support Services - School Administration										
55	Office of the Principal Services	2410	526,000	156,800	8,000	12,420	1,500	4,000	0	0	708,720
56	Other Support Services - School Administration (Describe & Itemize)	2490	0	0	0	0	0	0	0	0	0
57	Total Support Services - School Administration	2400	526,000	156,800	8,000	12,420	1,500	4,000	0	0	708,720
58	Support Services - Business										
59	Direction of Business Support Services	2510	0	0	0	0	0	0	0	0	0
60	Fiscal Services	2520	107,500	150	1,700	1,000	0	450	0	0	110,800
61	Operation & Maintenance of Plant Services	2540	0	0	0	0	0	0	0	0	0

1	A	B	C	D	E	F	G	H	I	J	K
2	Description (Enter Whole Numbers Only)	Funct #	(100) Salaries	(200) Employee Benefits	(300) Purchased Services	(400) Supplies & Materials	(500) Capital Outlay	(600) Other Objects	(700) Non-Capitalized Equipment	(800) Termination Benefits	(900) Total
62	Pupil Transportation Services	2550	0	0	0	0	0	0	0	0	0
63	Food Services	2560	172,400	34,525	2,800	242,000	4,000	900	0	0	456,625
64	Internal Services	2570	0	0	0	0	0	0	0	0	0
65	Total Support Services - Business	2500	279,900	34,675	4,500	243,000	4,000	1,350	0	0	567,425
66	Support Services - Central										
67	Direction of Central Support Services	2610	0	0	0	0	0	0	0	0	0
68	Planning, Research, Development & Evaluation Services	2620	0	0	0	0	0	0	0	0	0
69	Information Services	2630	0	0	6,200	0	0	0	0	0	6,200
70	Staff Services	2640	3,200	75	0	0	0	0	0	0	3,275
71	Data Processing Services	2660	0	0	5,000	14,600	0	0	0	0	19,600
72	Total Support Services - Central	2600	3,200	75	11,200	14,600	0	0	0	0	29,075
73	Other Support Services (Describe & Itemize)	2900	0	0	0	0	0	0	0	0	0
74	Total Support Services	2000	1,411,950	324,950	215,800	364,255	12,500	40,650	0	0	2,370,105
75	COMMUNITY SERVICES (ED)	3000	0	0	0	0	0	0	0	0	0
76	PAYMENTS TO OTHER DIST & GOVT UNITS (ED)	4000									
77	Payments to Other Dist & Govt Units (In-State)										
78	Payments for Regular Programs	4110			0			0			0
79	Payments for Special Education Programs	4120			0			55,000			55,000
80	Payments for Adult/Continuing Education Programs	4130			0			0			0
81	Payments for CTE Programs	4140			0			0			0
82	Payments for Community College Programs	4170			0			0			0
83	Other Payments to In-State Govt Units (Describe & Itemize)	4190			0			5,000			5,000
84	Total Payments to Other Dist & Govt Units (In-State)	4100			0			60,000			60,000
85	Payments for Regular Programs - Tuition	4210						63,000			63,000
86	Payments for Special Education Programs - Tuition	4220						35,000			35,000
87	Payments for Adult/Continuing Education Programs - Tuition	4230						0			0
88	Payments for CTE Programs - Tuition	4240						35,000			35,000
89	Payments for Community College Programs - Tuition	4270						0			0
90	Payments for Other Programs - Tuition	4280						0			0
91	Other Payments to In-State Govt Units (Describe & Itemize)	4290						0			0
92	Total Payments to Other Dist & Govt Units - Tuition (In State)	4200						133,000			133,000
93	Payments for Regular Programs - Transfers	4310						0			0
94	Payments for Special Education Programs - Transfers	4320						0			0
95	Payments for Adult/Continuing Ed Programs - Transfers	4330						0			0
96	Payments for CTE Programs - Transfers	4340						0			0
97	Payments for Community College Program - Transfers	4370						0			0
98	Payments for Other Programs - Transfers	4380						0			0
99	Other Payments to In-State Govt Units - Transfers (Describe & Itemize)	4390			0			0			0
100	Total Payments to Other Dist & Govt Units-Transfers (In State)	4300			0			0			0
101	Payments to Other Dist & Govt Units (Out of State)	4400			0			0			0
102	Total Payments to Other Dist & Govt Units	4000			0			193,000			193,000
103	DEBT SERVICE (ED)	5000									
104	Debt Service - Interest on Short-Term Debt										
105	Tax Anticipation Warrants	5110						0			0
106	Tax Anticipation Notes	5120						0			0
107	Corporate Personal Property Repl Tax Anticipated Notes	5130						0			0
108	State Aid Anticipation Certificates	5140						0			0
109	Other Interest on Short-Term Debt (Describe & Itemize)	5150						0			0
110	Total Debt Service - Interest on Short-Term Debt	5100						0			0
111	Debt Service - Interest on Long-Term Debt	5200						0			0
112	Total Debt Service	5000						0			0
113	PROVISION FOR CONTINGENCIES (ED)	6000						10,000			10,000
114	Total Direct Disbursements/Expenditures		5,527,810	1,381,350	489,623	855,951	76,700	684,750	0	0	9,016,184
115	Excess (Deficiency) of Receipts/Revenues Over Disbursements/Expenditures										(748,993)

1	A	B	C	D	E	F	G	H	I	J	K
2	Description (Enter Whole Numbers Only)	Funct #	(100) Salaries	(200) Employee Benefits	(300) Purchased Services	(400) Supplies & Materials	(500) Capital Outlay	(600) Other Objects	(700) Non-Capitalized Equipment	(800) Termination Benefits	(900) Total
117	20 - OPERATIONS AND MAINTENANCE FUND (O&M)										
118	SUPPORT SERVICES (O&M)	2000									
119	Support Services - Pupil										
120	Other Support Services - Pupils (Describe & Itemize)	2190	0	0	0	0	0	0	0	0	0
121	Support Services - Business										
122	Direction of Business Support Services	2510	0	0	0	0	0	0	0	0	0
123	Facilities Acquisition & Construction Services	2530	0	0	0	0	0	0	0	0	0
124	Operation & Maintenance of Plant Services	2540	387,200	51,600	357,700	344,200	314,500	50	0	0	1,455,250
125	Pupil Transportation Services	2550	0	0	0	0	0	0	0	0	0
126	Food Services	2560					0		0		0
127	Total Support Services - Business	2500	387,200	51,600	357,700	344,200	314,500	50	0	0	1,455,250
128	Other Support Services (Describe & Itemize)	2900	0	0	0	0	0	0	0	0	0
129	Total Support Services	2000	387,200	51,600	357,700	344,200	314,500	50	0	0	1,455,250
130	COMMUNITY SERVICES (O&M)	3000	0	0	0	0	0	0	0	0	0
131	PAYMENTS TO OTHER DIST & GOVT UNITS (O&M)	4000									
132	Payments to Other Dist & Govt Units (In-State)										
133	Payments for Regular Programs	4110			0			0			0
134	Payments for Special Education Programs	4120			0			0			0
135	Payments for CTE Program	4140			0			0			0
136	Other Payments to In-State Govt Units (Describe & Itemize)	4190			0			0			0
137	Total Payments to Other Dist & Govt Units (In-State)	4100			0			0			0
138	Payments to Other Dist & Govt Units (Out of State) ¹⁴	4400						0			0
139	Total Payments to Other Dist & Govt Unit	4000			0			0			0
140	DEBT SERVICE (O&M)	5000									
141	Debt Service - Interest on Short-Term Debt										
142	Tax Anticipation Warrants	5110						0			0
143	Tax Anticipation Notes	5120						0			0
144	Corporate Personal Prop Repl Tax Anticipated Notes	5130						0			0
145	State Aid Anticipation Certificates	5140						0			0
146	Other Interest on Short-Term Debt (Describe & Itemize)	5150						0			0
147	Total Debt Service - Interest on Short-Term Debt	5100						0			0
148	Debt Service - Interest on Long-Term Debt	5200						0			0
149	Total Debt Service	5000						0			0
150	PROVISION FOR CONTINGENCIES (O&M)	6000						0			0
151	Total Direct Disbursements/Expenditures		387,200	51,600	357,700	344,200	314,500	50	0	0	1,455,250
152	Excess (Deficiency) of Receipts/Revenues Over Disbursements/Expenditures										(824,232)
153											
154	30 - DEBT SERVICE FUND (DS)										
155	PAYMENTS TO OTHER DIST & GOVT UNITS (DS)	4000									
156	Payments to Other Dist & Govt Units (In-State)										
157	Payments for Regular Programs	4110						0			0
158	Payments for Special Education Programs	4120						0			0
159	Other Payments to In-State Govt Units (Describe & Itemize)	4190						0			0
160	Total Payments to Other Dist & Govt Units (In-State)	4000						0			0
161	DEBT SERVICE (DS)	5000									
162	Debt Service - Interest on Short-Term Debt										
163	Tax Anticipation Warrants	5110						0			0
164	Tax Anticipation Notes	5120						0			0
165	Corporate Personal Prop Repl Tax Anticipation Notes	5130						0			0
166	State Aid Anticipation Certificates	5140						0			0
167	Other Interest on Short-Term Debt (Describe & Itemize)	5150						0			0
168	Total Debt Service - Interest On Short-Term Debt	5100						0			0

1	A	B	C	D	E	F	G	H	I	J	K
2	Description (Enter Whole Numbers Only)	Funct #	(100) Salaries	(200) Employee Benefits	(300) Purchased Services	(400) Supplies & Materials	(500) Capital Outlay	(600) Other Objects	(700) Non-Capitalized Equipment	(800) Termination Benefits	(900) Total
169	Debt Service - Interest on Long-Term Debt	5200						16,600			16,600
170	Debt Service - Payments of Principal on Long-Term Debt ¹⁵ (Lease/Purchase Principal Retired)	5300						95,000			95,000
171	Debt Service Other (Describe & Itemize)	5400			0			500			500
172	Total Debt Service	5000			0			112,100			112,100
173	PROVISION FOR CONTINGENCIES (DS)	6000						0			0
174	Total Direct Disbursements/Expenditures				0			112,100			112,100
175	Excess (Deficiency) of Receipts/Revenues Over Disbursements/Expenditures										(108,852)
176											
177	40 - TRANSPORTATION FUND (TR)										
178	SUPPORT SERVICES (TR)	2000									
179	Support Services - Pupils										
180	Other Support Services - Pupils (Describe & Itemize)	2190	0	0	0	0	0	0	0	0	0
181	Support Services - Business										
182	Pupil Transportation Services	2550	28,000	300	889,989	4,000	0	0	0	0	922,289
183	Other Support Services (Describe & Itemize)	2900	0	0	0	0	0	0	0	0	0
184	Total Support Services	2000	28,000	300	889,989	4,000	0	0	0	0	922,289
185	COMMUNITY SERVICES (TR)	3000	0	0	0	0	0	0	0	0	0
186	PAYMENTS TO OTHER DIST & GOVT UNITS (TR)	4000									
187	Payments to Other Dist & Govt Units (In-State)										
188	Payments for Regular Program	4110			0			0			0
189	Payments for Special Education Programs	4120			0			0			0
190	Payments for Adult/Continuing Education Programs	4130			0			0			0
191	Payments for CTE Programs	4140			0			0			0
192	Payments for Community College Programs	4170			0			0			0
193	Other Payments to In-State Govt Units (Describe & Itemize)	4190			0			0			0
194	Total Payments to Other Dist & Govt Units (In-State)	4100			0			0			0
195	Payments to Other Dist & Govt Units (Out-of-State) (Describe & Itemize)	4400			0			0			0
196	Total Payments to Other Dist & Govt Units	4000			0			0			0
197	DEBT SERVICE (TR)	5000									
198	Debt Service - Interest on Short-Term Debt										
199	Tax Anticipation Warrants	5110						0			0
200	Tax Anticipation Notes	5120						0			0
201	Corporate Personal Prop Repl Tax Anticipation Notes	5130						0			0
202	State Aid Anticipation Certificates	5140						0			0
203	Other Interest on Short-Term Debt (Describe and Itemize)	5150						0			0
204	Total Debt Service - Interest On Short-Term Debt	5100						0			0
205	Debt Service - Interest on Long-Term Debt	5200						0			0
206	Debt Service - Payments of Principal on Long-Term Debt ¹⁵ (Lease/Purchase Principal Retired)	5300						0			0
207	Debt Service - Other (Describe and Itemize)	5400						0			0
208	Total Debt Service	5000						0			0
209	PROVISION FOR CONTINGENCIES (TR)	6000						0			0
210	Total Direct Disbursements/Expenditures		28,000	300	889,989	4,000	0	0	0	0	922,289
211	Excess (Deficiency) of Receipts/Revenues Over Disbursements/Expenditures										193,444
212											
213	50 - MUNICIPAL RETIREMENT/SOC SEC FUND (MR/SS)										
214	INSTRUCTION (MR/SS)	1000									
215	Regular Program	1100		52,225							52,225
216	Pre-K Programs	1125		9,600							9,600
217	Special Education Programs (Functions 1200-1220)	1200		78,225							78,225
218	Special Education Programs Pre-K	1225		5,300							5,300
219	Remedial and Supplemental Programs K-12	1250		1,200							1,200
220	Remedial and Supplemental Programs Pre-K	1275		0							0
221	Adult/Continuing Education Programs	1300		0							0
222	CTE Programs	1400		2,400							2,400

1	A	B	C	D	E	F	G	H	I	J	K
2	Description (Enter Whole Numbers Only)	Funct #	(100) Salaries	(200) Employee Benefits	(300) Purchased Services	(400) Supplies & Materials	(500) Capital Outlay	(600) Other Objects	(700) Non-Capitalized Equipment	(800) Termination Benefits	(900) Total
223	Interscholastic Programs	1500		5,900							5,900
224	Summer School Programs	1600		450							450
225	Gifted Programs	1650		0							0
226	Driver's Education Programs	1700		150							150
227	Bilingual Programs	1800		0							0
228	Truant Alternative & Optional Programs	1900		0							0
229	Total Instruction	1000		155,450							155,450
230	SUPPORT SERVICES (MR/SS)	2000									
231	Support Services - Pupil										
232	Attendance & Social Work Services	2110		5,000							5,000
233	Guidance Services	2120		700							700
234	Health Services	2130		8,400							8,400
235	Psychological Services	2140		3,500							3,500
236	Speech Pathology & Audiology Services	2150		0							0
237	Other Support Services - Pupils (Describe & Itemize)	2190		0							0
238	Total Support Services - Pupil	2100		17,600							17,600
239	Support Services - Instructional Staff										
240	Improvement of Instruction Services	2210		1,600							1,600
241	Educational Media Services	2220		21,775							21,775
242	Assessment & Testing	2230		0							0
243	Total Support Services - Instructional Staff	2200		23,375							23,375
244	Support Services - General Administration										
245	Board of Education Services	2310		900							900
246	Executive Administration Services	2320		1,900							1,900
247	Special Area Administrative Services	2330		0							0
248	Claims Paid from Self Insurance Fund	2361		0							0
249	Workers' Compensation or Workers' Occupation Disease Acts Payments	2362		0							0
250	Unemployment Insurance Payments	2363		0							0
251	Insurance Payments (regular or self-insurance)	2364		0							0
252	Risk Management and Claims Services Payments	2365		8,700							8,700
253	Judgment and Settlements	2366		0							0
254	Educational, Inspectional, Supervisory Services Related to Loss Prevention or Reduction	2367		0							0
255	Reciprocal Insurance Payments	2368		0							0
256	Legal Service	2369		0							0
257	Total Support Services - General Administration	2300		11,500							11,500
258	Support Services - School Administration										
259	Office of the Principal Services	2410		33,700							33,700
260	Other Support Services - School Administration (Describe & Itemize)	2490		0							0
261	Total Support Services - School Administration	2400		33,700							33,700
262	Support Services - Business										
263	Direction of Business Support Services	2510		0							0
264	Fiscal Services	2520		22,800							22,800
265	Facilities Acquisition & Construction Services	2530		0							0
266	Operation & Maintenance of Plant Service	2540		58,700							58,700
267	Pupil Transportation Services	2550		4,400							4,400
268	Food Services	2560		33,500							33,500
269	Internal Services	2570		0							0
270	Total Support Services - Business	2500		119,400							119,400
271	Support Services - Central										
272	Direction of Central Support Services	2610		0							0
273	Planning, Research, Development & Evaluation Services	2620		0							0
274	Information Services	2630		0							0
275	Staff Services	2640		0							0
276	Data Processing Services	2660		0							0
277	Total Support Services - Central	2600		0							0

1	A	B	C	D	E	F	G	H	I	J	K
2	Description (Enter Whole Numbers Only)	Funct #	(100) Salaries	(200) Employee Benefits	(300) Purchased Services	(400) Supplies & Materials	(500) Capital Outlay	(600) Other Objects	(700) Non-Capitalized Equipment	(800) Termination Benefits	(900) Total
278	Other Support Services (Describe & Itemize)	2900		0							0
279	Total Support Services	2000		205,575							205,575
280	COMMUNITY SERVICES (MR/SS)	3000		0							0
281	PAYMENTS TO OTHER DIST & GOVT UNITS (MR/SS)	4000									
282	Payments for Regular Programs	4110		0							0
283	Payments for Special Education Programs	4120		0							0
284	Payments for CTE Programs	4140		0							0
285	Total Payments to Other Dist & Govt Units	4000		0							0
286	DEBT SERVICE (MR/SS)	5000									
287	Debt Service - Interest on Short-Term Debt										
288	Tax Anticipation Warrants	5110						0			0
289	Tax Anticipation Notes	5120						0			0
290	Corporate Personal Prop Repl Tax Anticipation Notes	5130						0			0
291	State Aid Anticipation Certificates	5140						0			0
292	Other (Describe & Itemize)	5150						0			0
293	Total Debt Service	5000						0			0
294	PROVISION FOR CONTINGENCIES (MR/SS)	6000						0			0
295	Total Direct Disbursements/Expenditures			361,025				0			361,025
296	Excess (Deficiency) of Receipts/Revenues Over Disbursements/Expenditures										(48,042)
297											
298	60 - CAPITAL PROJECTS (CP)										
299	SUPPORT SERVICES (CP)	2000									
300	Support Services - Business										
301	Facilities Acquisition & Construction Services	2530	0	0	0	0	0	0	0		0
302	Other Support Services (Describe & Itemize)	2900	0	0	0	0	0	0	0		0
303	Total Support Services	2000	0	0	0	0	0	0	0		0
304	PAYMENTS TO OTHER DIST & GOVT UNITS (CP)	4000									
305	Payments to Other Dist & Govt Units (In-State)										
306	Payments to Regular Programs	4110			0			0			0
307	Payment for Special Education Programs	4120			0			0			0
308	Payment for CTE Programs	4140			0			0			0
309	Payments to Other Govt Units (In-State) (Describe & Itemize)	4190			0			0			0
310	Total Payments to Other Districts & Govt Units	4000			0			0			0
311	PROVISION FOR CONTINGENCIES (CP)	6000						0			0
312	Total Direct Disbursements/Expenditures		0	0	0	0	0	0	0		0
313	Excess (Deficiency) of Receipts/Revenues Over Disbursements/Expenditures										0
314											
315	70 WORKING CASH FUND (WC)										
316											
317	80 - TORT FUND (TF)										
318	SUPPORT SERVICES - GENERAL ADMINISTRATION	2000									
319	Claims Paid from Self Insurance Fund	2361	0	0	0	0	0	0	0		0
320	Workers' Compensation or Workers' Occupational Disease Act Payments	2362	0	0	25,000	0	0	0	0		25,000
321	Unemployment Insurance Payments	2363	0	0	20,000	0	0	0	0		20,000
322	Insurance Payments (regular or self-insurance)	2364	0	0	54,845	0	0	0	0		54,845
323	Risk Management and Claims Services Payments	2365	165,000	0	0	0	0	0	0		165,000
324	Judgment and Settlements	2366	0	0	0	0	0	0	0		0
325	Educational, Inspectional, Supervisory Services Related to Loss Prevention or Reduction	2367	0	0	15,000	0	0	0	0		15,000
326	Reciprocal Insurance Payments	2368	0	0	0	0	0	0	0		0
327	Legal Service	2369	0	0	30,000	0	0	0	0		30,000
328	Property Insurance (Building & Grounds)	2371	0	0	0	0	0	0	0		0
329	Vehicle Insurance (Transportation)	2372	0	0	0	0	0	0	0		0
330	Total Support Services - General Administration	2000	165,000	0	144,845	0	0	0	0		309,845

1	A	B	C	D	E	F	G	H	I	J	K
2	Description (Enter Whole Numbers Only)	Funct #	(100) Salaries	(200) Employee Benefits	(300) Purchased Services	(400) Supplies & Materials	(500) Capital Outlay	(600) Other Objects	(700) Non-Capitalized Equipment	(800) Termination Benefits	(900) Total
331	PAYMENTS TO OTHER DIST & GOVT UNITS (TF)	4000									
332	Payments for Regular Programs	4110						0			0
333	Payments for Special Education Programs	4120						0			0
334	Total Payments to Other Dist & Govt Units	4000						0			0
335	DEBT SERVICE (TF)	5000									
336	Debt Service - Interest on Short-Term Debt										
337	Tax Anticipation Warrants	5110						0			0
338	Corporate Personal Property Replacement Tax Anticipation Notes	5130						0			0
339	Other Interest or Short-Term Debt <i>(Describe & Itemize)</i>	5150						0			0
340	Total Debt Service	5000						0			0
341	PROVISION FOR CONTINGENCIES (TF)	6000						0			0
342	Total Direct Disbursements/Expenditures		165,000	0	144,845	0	0	0	0		309,845
343	Excess (Deficiency) of Receipts/Revenues Over Disbursements/Expenditures										3,473
344											
345	90 - FIRE PREVENTION & SAFETY FUND (FP&S)										
346	SUPPORT SERVICES (FP&S)	2000									
347	Support Services - Business										
348	Facilities Acquisition & Construction Services	2530	0	0	0	0	0	0	0		0
349	Operation & Maintenance of Plant Service	2540	0	0	0	0	0	0	0		0
350	Total Support Services - Business	2500	0	0	0	0	0	0	0		0
351	Other Support Services <i>(Describe & Itemize)</i>	2900	0	0	0	0	0	0	0		0
352	Total Support Services	2000	0	0	0	0	0	0	0		0
353	PAYMENTS TO OTHER DISTRICTS & GOVT UNITS (FP&S)	4000									
354	Payments to Regular Programs	4110						0			0
355	Payments to Special Education Programs	4120						0			0
356	Other Payments to In-State Govt Units <i>(Describe & Itemize)</i>	4190						0			0
357	Total Payments to Other Districts & Govt Units (FPS)	4000						0			0
358	DEBT SERVICE (FP&S)	5000									
359	Debt Service - Interest on Short-Term Debt										
360	Tax Anticipation Warrants	5110						0			0
361	Other Interest on Short-Term Debt <i>(Describe & Itemize)</i>	5150						0			0
362	Total Debt Service - Interest on Short-Term Debt	5100						0			0
363	Debt Service - Interest on Long-Term Debt	5200						0			0
364	Debt Service - Payments of Principal on Long-Term Debt ¹⁵ (Lease/Purchase Principal Retired)	5300						0			0
365	Total Debt Service	5000						0			0
366	PROVISIONS FOR CONTINGENCIES (FP&S)	6000						0			0
367	Total Direct Disbursements/Expenditures		0	0	0	0	0	0	0		0
368	Excess (Deficiency) of Receipts/Revenues Over Disbursements/Expenditures										61,047

This page is provided for detailed itemizations as requested within the body of the Report.

- 1.
- 2.
- 3.
- 4.

	A	B	C	D	E	F
1	DEFICIT BUDGET SUMMARY INFORMATION - Operating Funds Only					
2	Description	EDUCATIONAL FUND (10)	OPERATIONS & MAINTENANCE FUND (20)	TRANSPORTATION FUND (40)	WORKING CASH FUND (70)	TOTAL
3	Direct Revenues	8,267,191	631,018	1,115,733	69,747	10,083,689
4	Direct Expenditures	9,016,184	1,455,250	922,289		11,393,723
5	Difference	(748,993)	(824,232)	193,444	69,747	(1,310,034)
6	Estimated Fund Balance - June 30, 2018	3,478,478		593,407	1,926,116	5,998,001
7	Unbalanced budget, however, a deficit reduction plan is not required at this time.					
8						
9	<i>A deficit reduction plan is required if the local board of education adopts (or amends) the 2017-18 school district budget in which the "operating funds" listed above result in direct revenues (line 9) being less than direct expenditures (line 19) by an amount equal to or greater than one-third (1/3) of the ending fund balance (line 81).</i>					
10						
11						
12	Note: <i>The balance is determined using only the four funds listed above. That is, if the estimated ending fund balance is less than three times the deficit spending, the district must adopt and file with ISBE a deficit reduction plan to balance the shortfall within three years.</i>					
13						
14	<i>The School Code, Section 17-1 (105 ILCS 5/17-1) - If the 2016-2017 Annual Financial Report (AFR) reflects a deficit as defined above (page 36), then the school district shall adopt and submit a deficit reduction plan (found here on page 20-24) to ISBE within 30 days after acceptance of the AFR.</i>					
15	<i>The deficit reduction plan, if required, is developed using ISBE guidelines and format.</i>					

129

ILLINOIS STATE BOARD OF EDUCATION
SCHOOL BUSINESS SERVICES DIVISION

	A	B	C	D	E	F	G	
1			DEFICIT REDUCTION PLAN					
2								
3	35078535026							
4	<i>District Number</i>							
5								
6			Educational Fund	Operations & Maintenance Fund	Transportation Fund	Working Cash Fund	Total	
7	ESTIMATED BEGINNING FUND BALANCE <i>(must equal prior Ending Fund Balance)</i>		4,227,471	284,078	399,963	2,396,523	7,308,035	
8	RECEIPTS/REVENUES		Acct #					
9	LOCAL SOURCES		1000	6,445,629	631,018	454,187	69,747	7,600,581
10	FLOW-THROUGH RECEIPTS/REVENUES FROM ONE DISTRICT TO ANOTHER DISTRICT		2000	0	0	0		0
11	STATE SOURCES		3000	1,202,861	0	661,546	0	1,864,407
12	FEDERAL SOURCES		4000	618,701	0	0	0	618,701
13	Total Receipts/Revenues			8,267,191	631,018	1,115,733	69,747	10,083,689
14	DISBURSEMENTS/EXPENDITURES		Funct #					
15	INSTRUCTION		1000	6,443,079				6,443,079
16	SUPPORT SERVICES		2000	2,370,105	1,455,250	922,289		4,747,644
17	COMMUNITY SERVICES		3000	0	0	0		0
18	PAYMENTS TO OTHER DISTRICTS & GOVT. UNITS		4000	193,000	0	0		193,000
19	DEBT SERVICES		5000	0	0	0		0
20	PROVISION FOR CONTINGENCIES		6000	10,000	0	0		10,000
21	Total Disbursements/Expenditures			9,016,184	1,455,250	922,289		11,393,723
22	Excess of Receipts/Revenue Over/(Under) Disbursements/Expenditures			(748,993)	(824,232)	193,444	69,747	(1,310,034)
23	OTHER SOURCES/USES OF FUNDS							
24	OTHER SOURCES OF FUNDS (7000)			0	540,154	0	0	540,154
25	OTHER USES OF FUNDS (8000)			0	0	0	540,154	540,154
26	TOTAL OTHER SOURCES/USES OF FUNDS			0	540,154	0	(540,154)	0
27	ESTIMATED ENDING FUND BALANCE			3,478,478	0	593,407	1,926,116	5,998,001

130

ILLINOIS STATE BOARD OF EDUCATION
SCHOOL BUSINESS SERVICES DIVISION

	A	B	H	I	J	K	L
1			ESTIMATED BUDGET FY2018-2019				
2							
3	35078535026						
4	<i>District Number</i>						
5							
6			Educational Fund	Operations & Maintenance Fund	Transportation Fund	Working Cash Fund	Total
7	ESTIMATED BEGINNING FUND BALANCE (must equal prior Ending Fund Balance)		3,478,478	0	593,407	1,926,116	5,998,001
8	RECEIPTS/REVENUES	Acct #					
9	LOCAL SOURCES	1000					0
10	FLOW-THROUGH RECEIPTS/REVENUES FROM ONE DISTRICT TO ANOTHER DISTRICT	2000					0
11	STATE SOURCES	3000					0
12	FEDERAL SOURCES	4000					0
13	Total Receipts/Revenues		0	0	0	0	0
14	DISBURSEMENTS/EXPENDITURES	Funct #					
15	INSTRUCTION	1000					0
16	SUPPORT SERVICES	2000					0
17	COMMUNITY SERVICES	3000					0
18	PAYMENTS TO OTHER DISTRICTS & GOVT. UNITS	4000					0
19	DEBT SERVICES	5000					0
20	PROVISION FOR CONTINGENCIES	6000					0
21	Total Disbursements/Expenditures		0	0	0		0
22	Excess of Receipts/Revenue Over/(Under) Disbursements/Expenditures		0	0	0	0	0
23	OTHER SOURCES/USES OF FUNDS						
24	OTHER SOURCES OF FUNDS (7000)						0
25	OTHER USES OF FUNDS (8000)						0
26	TOTAL OTHER SOURCES/USES OF FUNDS		0	0	0	0	0
27	ESTIMATED ENDING FUND BALANCE		3,478,478	0	593,407	1,926,116	5,998,001

131

ILLINOIS STATE BOARD OF EDUCATION
SCHOOL BUSINESS SERVICES DIVISION

	A	B	M	N	O	P	Q
1			ESTIMATED BUDGET FY2019-2020				
2							
3	35078535026						
4	<i>District Number</i>						
5							
6			Educational Fund	Operations & Maintenance Fund	Transportation Fund	Working Cash Fund	Total
7	ESTIMATED BEGINNING FUND BALANCE (must equal prior Ending Fund Balance)		3,478,478	0	593,407	1,926,116	5,998,001
8	RECEIPTS/REVENUES	Acct #					
9	LOCAL SOURCES	1000					0
10	FLOW-THROUGH RECEIPTS/REVENUES FROM ONE DISTRICT TO ANOTHER DISTRICT	2000					0
11	STATE SOURCES	3000					0
12	FEDERAL SOURCES	4000					0
13	Total Receipts/Revenues		0	0	0	0	0
14	DISBURSEMENTS/EXPENDITURES	Funct #					
15	INSTRUCTION	1000					0
16	SUPPORT SERVICES	2000					0
17	COMMUNITY SERVICES	3000					0
18	PAYMENTS TO OTHER DISTRICTS & GOVT. UNITS	4000					0
19	DEBT SERVICES	5000					0
20	PROVISION FOR CONTINGENCIES	6000					0
21	Total Disbursements/Expenditures		0	0	0		0
22	Excess of Receipts/Revenue Over/(Under) Disbursements/Expenditures		0	0	0	0	0
23	OTHER SOURCES/USES OF FUNDS						
24	OTHER SOURCES OF FUNDS (7000)						0
25	OTHER USES OF FUNDS (8000)						0
26	TOTAL OTHER SOURCES/USES OF FUNDS		0	0	0	0	0
27	ESTIMATED ENDING FUND BALANCE		3,478,478	0	593,407	1,926,116	5,998,001

132

ILLINOIS STATE BOARD OF EDUCATION
SCHOOL BUSINESS SERVICES DIVISION

	A	B	R	S	T	U	V
1			ESTIMATED BUDGET FY2020-2021				
2							
3	35078535026						
4	<i>District Number</i>						
5							
6			Educational Fund	Operations & Maintenance Fund	Transportation Fund	Working Cash Fund	Total
7	ESTIMATED BEGINNING FUND BALANCE (must equal prior Ending Fund Balance)		3,478,478	0	593,407	1,926,116	5,998,001
8	RECEIPTS/REVENUES	Acct #					
9	LOCAL SOURCES	1000					0
10	FLOW-THROUGH RECEIPTS/REVENUES FROM ONE DISTRICT TO ANOTHER DISTRICT	2000					0
11	STATE SOURCES	3000					0
12	FEDERAL SOURCES	4000					0
13	Total Receipts/Revenues		0	0	0	0	0
14	DISBURSEMENTS/EXPENDITURES	Funct #					
15	INSTRUCTION	1000					0
16	SUPPORT SERVICES	2000					0
17	COMMUNITY SERVICES	3000					0
18	PAYMENTS TO OTHER DISTRICTS & GOVT. UNITS	4000					0
19	DEBT SERVICES	5000					0
20	PROVISION FOR CONTINGENCIES	6000					0
21	Total Disbursements/Expenditures		0	0	0		0
22	Excess of Receipts/Revenue Over/(Under) Disbursements/Expenditures		0	0	0	0	0
23	OTHER SOURCES/USES OF FUNDS						
24	OTHER SOURCES OF FUNDS (7000)						0
25	OTHER USES OF FUNDS (8000)						0
26	TOTAL OTHER SOURCES/USES OF FUNDS		0	0	0	0	0
27	ESTIMATED ENDING FUND BALANCE		3,478,478	0	593,407	1,926,116	5,998,001

133

**ILLINOIS STATE BOARD OF EDUCATION
SCHOOL BUSINESS SERVICES DIVISION**

	A	B	W	X	Y	Z
1			SUMMARY BUDGET ADDENDUM - DEFICIT REDUCTION PLAN ESTIMATED BUDGET Date of Adoption: _____ (Enter as MM/DD/YY)			
2						
3	35078535026					
4	District Number					
5						
6						
7	ESTIMATED BEGINNING FUND BALANCE <i>(must equal prior Ending Fund Balance)</i>		7,308,035	5,998,001	5,998,001	5,998,001
8	RECEIPTS/REVENUES	Acct #				
9	LOCAL SOURCES	1000	7,600,581	0	0	0
10	FLOW-THROUGH RECEIPTS/REVENUES FROM ONE DISTRICT TO ANOTHER DISTRICT	2000	0	0	0	0
11	STATE SOURCES	3000	1,864,407	0	0	0
12	FEDERAL SOURCES	4000	618,701	0	0	0
13	Total Receipts/Revenues		10,083,689	0	0	0
14	DISBURSEMENTS/EXPENDITURES	Funct #				
15	INSTRUCTION	1000	6,443,079	0	0	0
16	SUPPORT SERVICES	2000	4,747,644	0	0	0
17	COMMUNITY SERVICES	3000	0	0	0	0
18	PAYMENTS TO OTHER DISTRICTS & GOVT. UNITS	4000	193,000	0	0	0
19	DEBT SERVICES	5000	0	0	0	0
20	PROVISION FOR CONTINGENCIES	6000	10,000	0	0	0
21	Total Disbursements/Expenditures		11,393,723	0	0	0
22	Excess of Receipts/Revenue Over/(Under) Disbursements/Expenditures		(1,310,034)	0	0	0
23	OTHER SOURCES/USES OF FUNDS					
24	OTHER SOURCES OF FUNDS (7000)		540,154	0	0	0
25	OTHER USES OF FUNDS (8000)		540,154	0	0	0
26	TOTAL OTHER SOURCES/USES OF FUNDS		0	0	0	0
27	ESTIMATED ENDING FUND BALANCE		5,998,001	5,998,001	5,998,001	5,998,001

134

Deficit Reduction Plan-Background/Assumptions
Fiscal Year 2017-2018 through Fiscal Year 2020-2021

Putnam County CUSD #535	35078535026
--------------------------------	--------------------

Please complete the following schedule and include a brief description to identify any areas of the budget that will be impacted from one year to the next. If the deficit reduction plan relies upon new local revenues, identify contingencies for further budget reductions which will be enacted in the event those new revenues are not available.

1. Background and Narrative of Budget Reductions:

2. Assumptions Used in the Deficit Reduction Plan:

- Foundation Levels for General State Aid:

- Equal Assessed Valuation and Tax Rates:

- Employee Salaries and Benefits:

- Short and Long Term Borrowing:

- Educational Impact:

- Other Assumptions:

- Has the district considered shared services or outsourcing (Ex: Transportation, Insurance) If yes please explain:

ESTIMATED LIMITATION OF ADMINISTRATIVE COSTS

(For Local Use Only)

This is an estimated Limitation of Administrative Costs Worksheet only and will not be accepted for Official Submission of the Limitation of Administrative Costs Worksheet.

The worksheet is intended for use during the budgeting process to estimate the district's percent increase of FY2018 budgeted expenditures over FY2017 actual expenditures. Budget information is copied to this page. Insert the prior year estimated actual expenditures to compute the estimated percentage increase (decrease).

The official Limitation of Administrative Costs Worksheet is attached to the end of the Annual Financial Report (ISBE Form 50-35) and may be submitted in conjunction with that report.

An official Limitation of Administrative Costs Worksheet can also be found on the ISBE website at:

[Limitation of Administrative Costs](#)

ESTIMATED LIMITATION OF ADMINISTRATIVE COSTS WORKSHEET (Section 17-1.5 of the School Code)		School District Name: Putnam County CUSD #535					
		RCDT Number: 35-078-5350-26					
		Estimated Actual Expenditures, Fiscal Year 2017			Budgeted Expenditures, Fiscal Year 2018		
Description (Enter Whole Numbers Only)	Funct #	(10) Educational Fund	(20) Operations & Maintenance Fund	Total	(10) Educational Fund	(20) Operations & Maintenance Fund	Total
1. Executive Administration Services	2320	168,896		168,896	174,800		174,800
2. Special Area Administration Services	2330			0	0		0
3. Other Support Services - School Administration	2490			0	0		0
4. Direction of Business Support Services	2510			0	0	0	0
5. Internal Services	2570			0	0		0
6. Direction of Central Support Services	2610			0	0		0
7. Deduct - Early Retirement or other pension obligations required by state law and include above				0			0
8. Totals		168,896	0	168,896	174,800	0	174,800
9. Estimated Percent Increase (Decrease) for FY2018 (Budgeted) over FY2017 (Actual)							3%

137

Reference Description

- ¹ Each fund balance should correspond to the fund balance reflected on the books as of June 30th - Balance Sheet Accounts #720 and #730 (audit figures, if available).
- ² Accounting and Financial Reporting for Certain Grants and Other Financial Assistance. The "On-Behalf" Payments should only be reflected on this page (Budget Summary, Lines 10 and 20).
- ³ Requires the secretary of the school board to notify the county clerk (within 30 days of the transfer approval) to abate an equal amount of taxes to be next extended. See Sec. 10-22.14 & 17-2.11.
- ^{3a} Requires notification to the county clerk to abate an equal amount from taxes next extended. See section 10-22.14
- ⁴ Principal on Bonds Sold:
 - (1) Funding Bonds are to be entered in the fund or funds in which the liability occurs.
 - (2) Refunding Bonds can be entered in the Debt Services Fund only.
 - (3) Building Bonds can be entered in the Capital Projects Fund only.
 - (4) Fire Prevention and Safety Bonds can be entered in the Fire Prevention & Safety Fund only.
- ⁵ The proceeds from the sale of school sites, buildings, or other real estate shall be used first to pay the principal and interest on any outstanding bonds on the property being sold, and after all such bonds have been retired, the remaining proceeds from the sale next shall be used by the school board to meet any urgent district needs as determined under Sections 2-3.12 and 17-2.11 of the School Code. Once these issues have been addressed, any remaining proceeds may be used for any other authorized purpose and for deposit into any district fund.
- ⁶ The School Code, Section 10-22.44 prohibits the transfer of interest earned on the investment of "any funds for purposes of Illinois Municipal Retirement under the Pension Code." This prohibition does not include funds for Social Security and Medicare-only purposes. For additional requirements on interest earnings, see 23 Illinois Administrative Code, Part 100, Section 100.50.
- ⁷ Cash plus investments must be greater than or equal to zero.
- ⁸ For cash basis budgets, this total will equal the Budget Summary - Total Direct Receipts/Revenues (Line 9) plus Total Other Sources of Funds (Line 46).
- ⁹ For cash basis budgets, this total will equal the Budget Summary - Total Direct Disbursements/Expenditures (Line 19) plus Total Other Uses of Funds (Line 79).
- ¹⁰ Working Cash Fund loans may be made to any district fund for which taxes are levied (Section 20-5 of the School Code).
- ¹¹ Include revenue accounts 1110 through 1115, 1117, 1118 & 1120.
- ¹² The School Code Section 17-2.2c. Tax for leasing educational facilities or computer technology or both, and for temporary relocation expense purposes.
- ¹³ Corporate personal property replacement tax revenue must be first applied to the Municipal Retirement/Social Security Fund to replace tax revenue lost due to the abolition of the corporate personal property tax (30 ILCS 115/12). This provision does not apply to taxes levied for Medicare-Only purposes.
- ¹⁴ Only tuition payments made to private facilities. See Functions 4200 or 4400 for estimated public facility disbursements/expenditures.
- ¹⁵ Payment towards the retirement of lease/purchase agreements or bonded/other indebtedness (principal only) otherwise reported within the fund - e.g.: alternate revenue bonds. (Describe & Itemize)
- ¹⁶ Only abolishment of Working Cash Fund must transfer its funds directly to the Educational Fund upon adoption of a resolution and at the close of the current school Year (see 105 ILCS 5/20-8 for further explanation)
Only abatement of working cash fund can transfer its funds to any fund in most need of money
(see 105 ILCS 5/20-10 for further explanation)

CHECK FOR ERRORS	
<p>This worksheet checks various cells to assure that selected items are in balance. Out-of-balance conditions are accompanied by an error message. Errors must be corrected before the budget is finalized and submitted to ISBE.</p>	
Budget Item References	Message
Is Deficit Reduction Plan Required?	Deficit reduction plan is not required.
If required, is Deficit Reduction Plan Completed (Page: DefReductPlan 20-24)?	
1. Cover Page - CASH or ACCRUAL	
Check one type of Accounting Basis used on the Cover sheet.	CASH
2. Budget Summary: Other Sources (Page BudgetSum 2-3 - Acct 7000), must equal Other Uses (BudgetSum 2-3 - Acct. 8000).	
Estimated Beginning Fund Balance July,1 2017 for all Funds (Cells C3 - K3) (Line must have a number or zero. Do not leave blank.)	OK
Transfer Among Funds (Funds 10, 20, 40 - Acct 7130 - Cells C29, D29, F29), must equal (Funds 10, 20 & 40 - Acct 8130 - Cells C52, D52, F52).	OK
Transfer of Interest (Funds 10 thru 90 - Acct 7140 - Cells C30:K30), must equal (Funds 10 thru 60, & 80 - Acct 8140 - Cells C53:H53, J53).	OK
Transfer to Debt Service to Pay Principal on Capital Leases (Fund 30 - Acct 7400 - Cell E39) must equal (Funds 10, 20 & 60 - Acct 8400 Cells C57:H60).	OK
Transfer to Debt Service to Pay Interest on Capital Leases (Fund 30 - Acct 7500 - Cell E40) must equal (Funds 10, 20 & 60 - Acct 8500 - Cells C61:H64).	OK
Transfer to Debt Service Fund to Pay Principal on Revenue Bonds (Fund 30 - Acct 7600 - Cell E41) must equal (Funds 10 & 20 - Acct 8600 - Cells C65:D68).	OK
Transfer to Debt Service to Pay Interest on Revenue Bonds (Fund 30 - Acct 7700 - Cell E42) must equal (Funds 10 & 20 - Acct 8700 - Cells C69:D72).	OK
Transfer to Capital Projects Fund (Fund 60 - Acct 7800 - Cell H43) must equal (Fund 10 & 20, Acct 8800 - Cells C73:D76).	OK
3. Summary of Cash Transactions: Beginning Cash Balance on Hand July 1, 2017, (CashSum 4, All Funds), cannot be negative.	
Educational (Fund 10 - Cell C3)	OK
Operations & Maintenance (Fund 20 - Cell D3)	OK
Debt Service (Fund 30 - Cell E3)	OK
Transportation (Fund 40 - Cell F3)	OK
Municipal Retirement/Social Security (Fund 50 - Cell G3)	OK
Capital Projects (Fund 60 - Cell H3)	OK
Working Cash (Fund 70 - Cell I3)	OK
Tort (Fund 80 - Cell J3)	OK
Fire Prevention & Safety (Fund 90 - Cell K3)	OK
4. Summary of Cash Transactions: Ending Cash Balance on Hand June 30, 2018, (Page CashSum 4 - All Funds), cannot be negative.	
Educational (Fund 10 - Cell C21)	OK
Operations & Maintenance (Fund 20 - Cell D21)	OK
Debt Service (Fund 30 - Cell E21)	OK
Transportation (Fund 40 - F21)	OK
Municipal Retirement/Social Security (Fund 50 - Cell G21)	OK
Capital Projects (Fund 60 - H21)	OK
Working Cash (Fund 70 - Cell I21)	OK
Tort (Fund 80 - Cell J21)	OK
Fire Prevention & Safety (Fund 90 - Cell K21)	OK
5. Summary of Cash Transactions: Other Receipts, (Page CashSum 4), must equal Other Disbursements, (Page CashSum 4).	
Interfund Loans Payable (Funds 10:60, 80, 90 - Acct 411 - Cells C6:H6, J6:K6) must equal Interfund Loans Receivable (Funds 10:20, 40, 70 - Acct 141 - Cells C15:D15, F15, I15).	OK
Interfund Loans Receivable (Funds 10, 20, 40 & 70 - Acct 141 - Cells C7:D7, F7, I7) must equal Interfund Loans Payable (Funds 10:60, 80, 90 - Acct 411 - Cells C16:H16, J16, K16).	OK

End of Balancing

As Superintendent, I recommend the Board of Education adopt the proposed Budget for 2017-2018

The proposed budget is not balanced but does not require a deficit reduction plan. The variables that are hindering the current budget from being closer to balanced is the late notification of predicted reduction in CPPRT funds. I remain in contact with our area legislators concerning this issue for our district. The hope would be that some sort of grant or replacement money can be allocated so that schools truly are held harmless regardless of its funding formula.

Also, we still show a large amount of expenditures in Operations and Maintenance. We are not anticipating spending that high of a dollar amount. However, we are looking at a large expense on the high school boiler. I am still waiting to hear back from our architects to make sure we implement the correct resolution to avoid any future issues like this again. We know that the glycol needs to be added. We are waiting to hear back if installing a relief valve will be beneficial moving forward. It is my understanding that in the past, when the system gets an air lock, we end up draining a large amount of water/glycol to relieve the lock. Then, we must add additional product to get the water levels to acceptable operating ranges. My initial reaction is that the relief valve will pay for itself overtime by having to avoid draining an expensive product. This seems to happen at least once a year. The estimate for installing such a large relief valve is right around \$15,000.

Ficek's did come out to the elementary school to review the fire alarm system. There is an initial proposal presented. However, I was not available for the walk through and have not had the chance to speak with Tracy Reaska or Courtney Balestri about the proposal and if it is the best option. The estimate was just over \$4,000. I am not sure if this is a single-phase approach or the first of multiple phases that adds up to even larger amounts. The encouraging signs is the transportation looks much better so long as the state does make their mandated payments.

We have received three General State Aid payments in August. It appears that the initial increase per payment has gone up from around \$22,000 to about \$38,000. We have calculated this cautiously so long as the funding continues to flow.

The one thing to keep in mind is our ability to generate more tax dollars each year moving forward from the Enterprise Zone.

Overall, we are proposing less spending than we did in last year's proposed budget. While it is not as encouraging as we would want, it is in much better shape than previously anticipated. Also, this is a budget. It will remain a fluid document that will be reviewed throughout the course of the fiscal year.

To maintain fiscal responsibility to all Putnam County stakeholders



Lamboley, Ann <lamboleya@pcschoools535.org>

Fwd: FOIA Records Request - August 24, 2017

1 message

Carlson, Carl <carlsonc@pcschoools535.org>
 To: Ann Lamboley <lamboleya@pcschoools535.org>

Thu, Aug 24, 2017 at 9:16 AM

----- Forwarded message -----

From: "Illinois Retired Teachers Association" <nmihelich@irtaonline.org>
 Date: Aug 24, 2017 9:14 AM
 Subject: FOIA Records Request - August 24, 2017
 To: <carlsonc@pcschoools535.org>
 Cc:

Dear District Official / FOIA Officer:

This is a request under the Illinois Freedom of Information Act.
 Today's date is August 24, 2017

RECORDS REQUESTED: Please provide the email address of
 all teachers and administrators in your district.

Please provide the requested records electronically. Please
 email to nmihelich@irtaonline.org.

This is a request by the Illinois Retired Teachers Association, a
 501c4 Illinois organization.

Thank you,


Nathan Mihelich
 IRTA

Nathan Mihelich
 Director of Membership & Marketing, Illinois Retired Teachers Association
 800.728.4782 | 217.481.6915 (c) | nmihelich@irtaonline.org | www.irtaonline.org
 828 S. 2nd St. Springfield, IL 62704 | Skype: amihelich



ILLINOIS RETIRED TEACHERS ASSOCIATION
 828 S. Second Street, 4th Floor
 Springfield, IL 62704
 1.800.728.4782

Stay In Touch





Lambole, Ann <lamboleya@pcschoools535.org>

Putnam County 535 FOIA response

1 message

Lambole, Ann <lamboleya@pcschoools535.org>

Tue, Aug 29, 2017 at 7:53 AM

To: Nathan Mihelich <nmihelich@irtaonline.org>

Good morning,

Per your request dated 8/24/17 please find the names and addresses of all teachers and administrators in Putnam County CUSD 535.

Ann Lambole
Administrative Secretary
Putnam County CUSD #535
400 E. Silverspoon Ave.
Granville, IL 61326
815-882-2800 x 5

 **Teacher and Administrator 2017-2018.xlsx**
11K

DRAFT UPDATE

Putnam County Community Unit School District 535

6:80

Instruction

Teaching About Controversial Issues

The Superintendent shall ensure that all school-sponsored presentations and discussions of controversial or sensitive topics in the instructional program, including those made by guest speakers, are:

- Age-appropriate. Proper decorum, considering the students' ages, should be followed.
- Consistent with the curriculum and serve an educational purpose.
- Informative and present a balanced view.
- Respectful of the rights and opinions of everyone. Emotional criticisms and hurtful sarcasm should be avoided.
- Not tolerant of profanity or slander. ~~Disruptive conduct is prohibited and may subject a student to discipline.~~

The District specifically reserves its right to stop any school-sponsored activity that it determines violates this policy, is harmful to the District or the students, or violates State or federal law.

CROSS REF.: 6:40 (Curriculum Development), 6:255 (Assemblies and Ceremonies)

ADOPTED: [December 21, 2009](#)

Comment [APowell1]:

The specific reference to student discipline is deleted to keep the focus of this policy on the broader topic of teaching.

Issue 95, July 2017

DRAFT UPDATE

Community Relations

Accommodating Individuals with Disabilities

Individuals with disabilities shall be provided an opportunity to participate in all school-sponsored services, programs, or activities and will not be subject to illegal discrimination. When appropriate, the District may provide to persons with disabilities aids, benefits, or services that are separate or different from, but as effective as, those provided to others.

The District will provide auxiliary aids and services when necessary to afford individuals with disabilities equal opportunity to participate in or enjoy the benefits of a service, program, or activity.

Each service, program, website, or activity operated in existing facilities shall be readily accessible to, and useable by, individuals with disabilities. New construction and alterations to facilities existing before January 26, 1992, will be accessible when viewed in their entirety.

The Superintendent is designated the Title II Coordinator and shall:

1. Oversee the District's compliance efforts, recommend necessary modifications to the School Board, and maintain the District's final Title II self-evaluation document, update it to the extent necessary, and keep it available for public inspection for at least 3-three years after its completion date.
2. Institute plans to make information regarding Title II's protection available to any interested party.

Individuals with disabilities should notify the Superintendent or Building Principal if they have a disability that will require special assistance or services and, if so, what services are required. This notification should occur as far in advance as possible of the school-sponsored function, program, or meeting.

Individuals with disabilities may allege a violation of this policy or federal law by reporting it to the Superintendent or designated Title II Coordinator, or by filing a grievance under the Uniform Grievance Procedure.

LEGAL REF.: Americans with Disabilities Act, 42 U.S.C. §§12101 et seq. and 12131 et seq.; 28 C.F.R. Part 35.
Rehabilitation Act of 1973 §104, 29 U.S.C. §794 (2006).
105 ILCS 5/10-20.51.
410 ILCS 25/, Environmental Barriers Act.
71 Ill.Admin.Code Part 400, Illinois Accessibility Code.

CROSS REF.: 2:260 (Uniform Grievance Procedure), 4:150 (Facility Management and Expansion Programs)

ADOPTED: December 19, 2016

Comment [APowell1]:

"Website" was added to the policy to clarify that Title II of the ADA applies to websites. Even though the law has always included websites, websites have emerged into everyday life since this law was passed. Adding website to the policy is a way to inform the community that websites are included under Title II of the ADA.

See also policy 2:260, *Uniform Grievance Procedure*. While the U.S. Dept. of Justice (DOJ) under President Obama's Administration proposed regulations for public accommodations of websites (set to be final in 2018), President Trump signed an executive order in early 2017 entitled *Reducing Regulation and Controlling Regulatory Costs*, which makes it highly unlikely that the DOJ will issue any website regulations during the Trump Administration's tenure.

Issue 95, July 2017

Comment [APowell2]:

Consult the board attorney about procedures for the superintendent or designee to perform his or her duties as Title II Coordinator.

Issue 95, July 2017

DRAFT UPDATE

School Board

Exhibit - Closed Meeting Minutes ¹

Closed Meeting Minutes

Items in bold are required by 5 ILCS 120/2.06(a)(1)-(3). Non-bolded items align with best practices.

Date: _____ **Time:** _____

Location: _____

Name of person(s) taking and recording the minutes: _____

Name of person presiding: _____

Members in attendance:

- 1.
- 2.
- 3.
- 4.
- 5.
- 6.
- 7.

Members absent:

- 1.
- 2.
- 3.

Summary of the discussion on all matters (as specified in the vote to close the meeting):

Basis for the finding that litigation is probable or imminent, if applicable (5 ILCS 120/2(c)(11)):

Time of adjournment or return to open meeting: _____

The Board of Education, during its semi-annual review of closed session minutes, has decided these

¹The required inclusions for closed meeting minutes are:

1. The meeting's date, time, and place;
2. Board members recorded as either present or absent;
3. A summary of the discussion on the topic(s) specified in the vote to hold the closed meeting; and
4. If the vote to close the meeting was to discuss litigation that is probable or imminent, the basis for that finding.

DRAFT UPDATE

minutes no longer need confidential treatment. [5 ILCS 120/2.06\(d\)](#).

These minutes are available for public inspection as of: _____ .
(Date)

DATED: [December 21, 2009](#)

DRAFT UPDATE

School Board

Uniform Grievance Procedure

A student, parent/guardian, employee, or community member should notify any District Complaint Manager if he or she believes that the School Board, its employees, or its agents have violated his or her rights guaranteed by the State or federal Constitution, State or federal statute, or Board policy, or have a complaint regarding any one of the following:

1. Title II of the Americans with Disabilities Act
2. Title IX of the Education Amendments of 1972
3. Section 504 of the Rehabilitation Act of 1973
4. Title VI of the Civil Rights Act, 42 U.S.C. §2000d et seq.
5. Equal Employment Opportunities Act (Title VII of the Civil Rights Act), 42 U.S.C. §2000e et seq.
6. Sexual harassment (Illinois Human Rights Act, Title VII of the Civil Rights Act of 1964, and Title IX of the Education Amendments of 1972)
7. Bullying, 105 ILCS 5/27-23.7
8. Misuse of funds received for services to improve educational opportunities for educationally disadvantaged or deprived children
9. Curriculum, instructional materials, and/or programs
10. Victims' Economic Security and Safety Act, 820 ILCS 180
11. Illinois Equal Pay Act of 2003, 820 ILCS 112
12. Provision of services to homeless students
13. Illinois Whistleblower Act, 740 ILCS 174/.
14. Misuse of genetic information (Illinois Genetic Information Privacy Act (GIPA), 410 ILCS 513/ and Titles I and II of the Genetic Information Nondiscrimination Act (GINA), 42 U.S.C. §2000ff et seq.)
15. Employee Credit Privacy Act, 820 ILCS 70/.

The Complaint Manager will first attempt to resolve complaints without resorting to this grievance procedure. If a formal complaint is filed under this procedure~~policy~~, the Complaint Manager will address the complaint promptly and equitably. A student and/or parent/guardian filing a complaint under this procedure~~policy~~ may forego any informal suggestions and/or attempts to resolve it and may proceed directly to the grievance procedure. The Complaint Manager will not require a student or parent/guardian complaining of any form of harassment to attempt to resolve allegations directly with the accused (or the accused's parents/guardians); this includes mediation.

Right to Pursue Other Remedies Not Impaired

The right of a person to prompt and equitable resolution of a complaint filed hereunder shall not be impaired by the person's pursuit of other remedies, e.g., criminal complaints, civil actions, etc. Use of this grievance procedure is not a prerequisite to the pursuit of other remedies and use of this grievance procedure does not extend any filing deadline related to the pursuit of other remedies. If a person is pursuing another remedy subject to a complaint under this policy, the District will continue with a simultaneous investigation under this policy.

Comment [APowell1]:

Title II of the ADA of 1990 also includes website accessibility. Addressing website accessibility is complicated. Many entities addressing website accessibility use *Web Content Accessibility Guidelines* (WCAG) 2.0, a frequently cited accessibility standard that contains guidelines developed by a private group of accessibility experts. WCAG 2.0 is the standard the U.S. Dept. of Justice referenced in its recent Title II rulemaking. While it is not adopted as the formal legal standard for public accommodation websites, it has been used in many consent decrees and settlement agreements. Find it at: www.w3.org/TR/WCAG20/.

To avoid allegations that a district violated Section 504 of the Rehabilitation Act of 1973 and Title II of the ADA of 1990, many attorneys suggest that school districts' websites meet the WCAG 2.0 guidelines.

See also policy 8:70, *Accommodating Individuals with Disabilities*.

Issue 95, July 2017

Comment [APowell2]:

Edits are made throughout to clarify that, although titled "Uniform Grievance Procedure," this is a Board policy.

Issue 95, July 2017

DRAFT UPDATE

Deadlines

All deadlines under this ~~procedure-policy~~ may be extended by the Complaint Manager as he or she deems appropriate. As used in this policy, *school business days* means days on which the District's main office is open.

Filing a Complaint

A person (hereinafter Complainant) who wishes to avail him or herself of this grievance procedure may do so by filing a complaint with any District Complaint Manager. The Complainant shall not be required to file a complaint with a particular Complaint Manager and may request a Complaint Manager of the same gender. The Complaint Manager may request the Complainant to provide a written statement regarding the nature of the complaint or require a meeting with a student's parent(s)/guardian(s). The Complaint Manager shall assist the Complainant as needed.

For bullying and cyber-bullying, the Complaint Manager shall process and review the complaint according to Board policy 7:180, *Prevention of and Response to Bullying, Intimidation, and Harassment*, in addition to any response required by this policy.

Investigation

The Complaint Manager will investigate the complaint or appoint a qualified person to undertake the investigation on his or her behalf. The Complaint Manager shall ensure both parties have an equal opportunity to present evidence during an investigation. If the Complainant is a student, under 18 years of age, the Complaint Manager will notify his or her parent(s)/guardian(s) that they may attend any investigatory meetings in which their child is involved. The complaint and identity of the Complainant will not be disclosed except: (1) as required by law, ~~or~~ this policy, ~~or~~ (2) as necessary to fully investigate the complaint, or (3) as authorized by the Complainant.

The identity of any student witnesses will not be disclosed except: (1) as required by law or any collective bargaining agreement, ~~or~~ (2) as necessary to fully investigate the complaint, or (3) as authorized by the parent/guardian of the student witness, or by the student if the student is 18 years of age or older.

The Complaint Manager will inform, at regular intervals, the person(s) filing a complaint under this ~~procedure-policy~~ about the status of the investigation. Within 30 school business days of the date the complaint was filed, the Complaint Manager shall file a written report of his or her findings with the Superintendent. The Complaint Manager may request an extension of time. If a complaint of sexual harassment contains allegations involving the Superintendent, the written report shall be filed with the Board, which will make a decision in accordance with the following section of this policy. The Superintendent will keep the Board informed of all complaints.

Decision and Appeal

Within ~~5-five~~ school business days after receiving the Complaint Manager's report, the Superintendent shall mail his or her written decision to the Complainant and the accused by first class U.S. mail as well as to the Complaint Manager. All decisions shall be based upon the *preponderance of evidence* standard.

Within 10 school business days after receiving the Superintendent's decision, the Complainant or the accused may appeal the decision to the Board by making a written request to the Complaint Manager. The Complaint Manager shall promptly forward all materials relative to the complaint and appeal to the Board. Within 30 school business days, the Board shall affirm, reverse, or amend the Superintendent's decision or direct the Superintendent to gather additional information. Within 5

DRAFT UPDATE

five school business days of the Board's decision the Superintendent shall inform the Complainant and the accused of the Board's action.

This ~~grievance procedure~~ policy shall not be construed to create an independent right to a hearing before the Superintendent or Board. The failure to strictly follow the timelines in this grievance procedure shall not prejudice any party.

Appointing a Nondiscrimination Coordinator and Complaint Managers

The Superintendent shall appoint a Nondiscrimination Coordinator to manage the District's efforts to provide equal opportunity employment and educational opportunities and prohibit the harassment of employees, students, and others. The Nondiscrimination Coordinator also serves as the District's Title IX Coordinator.

The Superintendent shall appoint at least one Complaint Manager to administer the complaint process in this policy. If possible, the Superintendent will appoint 2-two Complaint Managers, one of each gender. The District's Nondiscrimination Coordinator may be appointed as one of the Complaint Managers.

The Superintendent shall insert into this policy and keep current the names, addresses, and telephone numbers of the Nondiscrimination Coordinator and the Complaint Managers.

Nondiscrimination Coordinator:

Mr. Carl Carlson, Supt.
Name
400 E. Silverspoon Ave., Granville, IL 61326
Address
carlsonc@pcschoools535.org
Telephone
(815) 882-2800 x5

Complaint Managers:

Ronda Cross, Principal
Putman Co. Primary School
Name
400 E. Silverspoon Ave., Granville, IL 61326
Address
crossr@pcschoools535.org
Telephone
(815) 882-2800 x1

Mr. Carl Carlson
Superintendent
Name
400 E. Silverspoon Ave., Granville, IL 61326
Address
carlsonc@pcschoools535.org
Telephone
(815) 882-2800 x5

DRAFT UPDATE

LEGAL REF.: Age Discrimination in Employment Act, 29 U.S.C. §621 et seq.
Americans With Disabilities Act, 42 U.S.C. §12101 et seq.
Equal Employment Opportunities Act (Title VII of the Civil Rights Act), 42 U.S.C. §2000e et seq.
Equal Pay Act, 29 U.S.C. §206(d).
Genetic Information Nondiscrimination Act, 42 U.S.C. §2000ff et seq.
Immigration Reform and Control Act, 8 U.S.C. §1324a et seq.
McKinney-Vento Homeless Assistance Act, 42 U.S.C. §11431 et seq.
Rehabilitation Act of 1973, 29 U.S.C. §791 et seq.
Title VI of the Civil Rights Act, 42 U.S.C. §2000d et seq.
Title IX of the Education Amendments, 20 U.S.C. §1681 et seq.
105 ILCS 5/2-3.8, 5/3-10, 5/10-20.7a, 5/10-22.5, 5/22-19, 5/24-4, 5/27-1, 5/27-23.7, and 45/1-15.
Illinois Genetic Information Privacy Act, 410 ILCS 513/.
Illinois Whistleblower Act, 740 ILCS 174/.
Illinois Human Rights Act, 775 ILCS 5/.
Victims' Economic Security and Safety Act, 820 ILCS 180/, 56 Ill.Admin.Code Part 280.
Equal Pay Act of 2003, 820 ILCS 112/.
Employee Credit Privacy Act, 820 ILCS 70/.
23 Ill.Admin.Code §§1.240 and 200-40.

CROSS REF.: 5:10 (Equal Employment Opportunity and Minority Recruitment), 5:20 (Workplace Harassment Prohibited), 5:30 (Hiring Process and Criteria), [6:120 \(Education of Children with Disabilities\)](#), 6:140 (Education of Homeless Children), 6:170 (Title I Programs), 6:260 (Complaints About Curriculum, Instructional Materials, and Programs), 7:10 (Equal Educational Opportunities), 7:20 (Harassment of Students Prohibited), 7:180 (Prevention of and Response to Bullying, Intimidation, and Harassment), 8:70 (Accommodating Individuals with Disabilities), 8:110 (Public Suggestions and Concerns)

ADOPTED: [October 19, 2015](#)

DRAFT UPDATE

Instruction

Instructional Materials

All District classrooms and learning centers should be equipped with an evenly-proportioned, wide assortment of instructional materials, including textbooks, workbooks, audio-visual materials, and electronic materials. These materials should provide quality learning experiences for students and:

1. Enrich and support the curriculum;
2. Stimulate growth in knowledge, literary appreciation, aesthetic values, and ethical standards;
3. Provide background information to enable students to make informed judgments and promote critical reading and thinking;
4. Depict in an accurate and unbiased way the cultural diversity and pluralistic nature of American society; and
5. Contribute to a sense of the worth of all people regardless of sex, race, religion, nationality, ethnic origin, sexual orientation, disability, or any other differences that may exist.

The Superintendent or designee shall annually provide a list or description of textbooks and instructional materials used in the District to the School Board. Anyone may inspect any textbook or instructional material.

Teachers are encouraged to use age-appropriate supplemental material only when it will enhance, or otherwise illustrate, the subjects being taught ~~and to ensure it is age appropriate~~. No R-rated movie shall be shown to students unless prior approval is received from the Superintendent or designee, and no movie rated NC-17 (no one 17 and under admitted) shall be shown under any circumstances. These restrictions apply to television programs and other media with equivalent ratings. The Superintendent or designee shall give parents/guardians an opportunity to request that their child not participate in a class showing a movie, television program, or other media with an R or equivalent rating.

Comment [APowell1]:

Edited for clarity.

Issue 95, July 2017

Instructional Materials Selection and Adoption

The Superintendent shall approve the selection of all textbooks and instructional materials according to the standards described in this policy. The School Code governs the adoption and purchase of textbooks and instructional materials.

LEGAL REF.: 105 ILCS 5/10-20.8, ~~5/10-20.9~~, and 5/28-19.1.

CROSS REF.: 6:30 (Organization of Instruction), 6:40 (Curriculum Development), 6:80 (Teaching About Controversial Issues), 6:170 (Title I Programs), 6:260 (Complaints About Curriculum, Instructional Materials, and Programs), 7:10 (Equal Educational Opportunities), 7:15 (Student and Family Privacy Rights), 8:110 (Public Suggestions and Concerns)

ADOPTED: ~~December 17, 2012~~

DRAFT UPDATE

Students

Orders to Forgo Life-Sustaining Treatment

Written orders from parent(s)/guardian(s) to forgo life-sustaining treatment for their child or ward must be signed by the child's physician and given to the Superintendent. This policy shall be interpreted in accordance with the Illinois Health Care Surrogate Act, ~~{755 ILCS 40/}~~.

Whenever an order to forgo life-sustaining treatment is received, the Superintendent shall convene a multi-disciplinary team that includes:

1. ~~The child, when appropriate;~~
2. ~~The child's parent(s)/guardian(s); and~~
3. ~~Other medical professionals, e.g., licensed physician, physician's assistant, or nurse practitioner;~~
4. ~~Local first responders for the building in which the child is assigned to attend school;~~
5. ~~The school nurse;~~
6. ~~Clergy, if requested by the child or his or her parent(s)/guardians(s);~~
7. ~~Other individuals to provide support to the child or his or her parent(s)/guardian(s); and as well as~~
8. ~~School personnel~~ designated by the Superintendent.

The team shall determine ~~guidelines specific interventions~~ to be used by school staff members in the event the child suffers a life-threatening episode at school or a school event.

The District personnel shall convey orders to forgo life-sustaining treatment to the appropriate emergency or healthcare provider.

LEGAL REF.: Health Care Surrogate Act, 755 ILCS 40/
Cruzan v. Director, Missouri Dept. of Health, 497 U.S. 261 (1990).
In re: C.A., a minor, 603 N.E.2d 1171 (Ill.App.1, 1992).

ADOPTED: [June 27, 2012](#)

Comment [APowell1]:
This optional policy is updated with suggestions from the PRESS Advisory Board (PAB). More members of the multidisciplinary team are added.

Consult the board attorney regarding the establishment of a multi-disciplinary team and whether attendance at meetings is necessary.

Issue 95, July 2017

Comment [APowell2]:
Consult the board attorney about requiring teachers and other non-administrative school employees to administer medical care and/or treatment to students who are the subject of orders to forgo life-sustaining treatment. Generally, only licensed (formerly certificated) school nurses and non-licensed (formerly non-certificated) registered professional nurses may be required to administer medication to students. See 105 ILCS 5/10-22.21b.

Issue 95, July 2017

Comment [APowell3]:
Either or both of the following optional sentences may be added at the end of this paragraph:

Option 1: The Superintendent or designee will ensure minutes are taken that summarize the decisions and guidelines made during multi-disciplinary meetings and obtain signatures of the child's parent(s)/guardian(s) on the minutes of each multi-disciplinary meeting.

Option 2: The Superintendent or designee will monitor the effectiveness of the guidelines established during the multi-disciplinary meetings at times the multi-disciplinary team determines are necessary.

Issue 95, July 2017

RESPONSE FORM

PRESS PLUS ISSUE 95, July 2017

Return to The Illinois Association of School Boards, **Attn:** Angie Powell, Policy Consultant
Email: pressplus@iasb.com or **Fax:** 217-528-2831

District Name: _____

Date of Adoption*: _____

*If date of adoption is different for any of the policies listed below, please note.

<i>Please read carefully and mark one column in each row. Policies not marked in any column will be held for future response.</i>					
Policy Code	Policy Title	Adopted as presented by IASB	Adopted with additional district edits (enclosed)	Not Adopted	Held for Future Response
2:220-E3	Closed Meeting Minutes				
2:260	Uniform Grievance Procedure				
6:80	Teaching About Controversial Issues				
6:210	Instructional Materials				
7:275	Orders to Forgo Life-Sustaining Treatment				
	<i>Option:</i> Include optional additional statements? (Choose <i>one</i> box). NO <input type="checkbox"/> YES, include Option 1 <input type="checkbox"/> YES, include Option 2 <input type="checkbox"/> YES, include both Options <input type="checkbox"/>				
8:70	Accommodating Individuals with Disabilities				

5-Year Review Policies

To further our commitment to continuous improvement, we review each policy that was not updated during the previous five years. Following is the list of IASB sample policies that do not have changes requiring Board action after their five-year review. Because they were not changed, copies have not been provided in your PRESS Plus packet. This list has not been customized for individual districts. If any of the policies listed below are not currently included in the district's Board policy manual, consider adding them if applicable.

This process keeps our material aligned with good governance principles and keeps the legal references current. Moreover, this process provides an occasion for school board members to review their policies to ensure that the policy language remains an accurate reflection of the district's beliefs and values.

Policy Code	Policy Title	Reviewed, Change Date	Policy Edited by District (Enclose Edits)	Policy Not Reviewed
2:210				
4:70				
6:290				
6:330				
7:80				
7:160				

Other District Materials Enclosed	Yes	No
Changes to other district policies (show edits)		
Newly adopted district policies* (Microsoft Word copy sent via e-mail is required)		
New Collective Bargaining Agreement(s) (Electronic copy preferred)		

***Please note:** While we are happy to add to your policy manual any unique district policies provided by your district from whatever source, we are not able to provide suggested updates to those policies. Your district will be responsible for forwarding any necessary updates along with your response to PRESS Plus Issues. Because certain policy numbers are used for IASB sample policies, districts should use numbers ending in 2, 4, 6, or 8 for locally developed policies on topics not covered by IASB sample policies.

Documents Coded “AP” or “E” – These are Administrative Procedures and Exhibits developed to implement board policy and should not be adopted by the board and included in the policy manual. Exceptions are those coded “E” that provide guidance to the board itself, such as those listed in the Response Form above; these should be dated for implementation by the Board.

CONTACT PERSON: _____

PHONE NUMBER: _____ EMAIL: _____

After the Board has taken action on the suggested policy changes, administrators should consult the Update Memo for suggested changes to administrative procedures and exhibits. These are accessible via PRESS Online.

Update Memo

Please distribute to board members and appropriate staff.

PRESS

Policy Reference Education Subscription Service

Contents

Instructions.....p.1

PRESS Terminology p.2

PRESS Issue 95 Bundles (topic descriptions).....p.1

Progress Report..... p.3

Revisions to Policies, Administrative Procedures, and Exhibits (numerical table)..... p.4

Next Issue: Post-Legislative Session Updates

This publication is designed to provide information only and is not a substitute for legal advice from the Board Attorney. If you have any questions, please contact Kimberly Small, IASB General Counsel and **PRESS** Editor, 630/629-3776, ext. 1226, Maryam Brotine, Assistant General Counsel and Assistant **PRESS** Editor, 630/629-3776, ext. 1219, or Debra Jacobson, Assistant General Counsel and Assistant **PRESS** Editor, 630/629-3776, ext. 1211.

Instructions

You are encouraged to share this **PRESS** Update Memo with all board members and appropriate staff.

Two other important components of **PRESS** may be viewed and downloaded from **PRESS Online** — Committee Worksheets and the updated **Policy Reference Manual** pages. The Committee Worksheets show suggested changes to **PRESS** material by striking out deleted words and underscoring new words. The updated **Policy Reference Manual** pages contain all of the material in this **PRESS** issue; you can use them to update your district manuals.

Online Instructions

Please follow these three easy steps to log in to **PRESS**:

1. Go to www.iasb.com and click on **MY ACCOUNT**.
2. Log in using your email address and password:
 - If you do not know your password, or do not have a password, do not create a new account; use the **forgot password** link.
 - If you are still having difficulty logging in, please contact your district's superintendent or administrative assistant to make sure you are listed as an authorized user on the district roster.
 - If you continue to have difficulty, please contact Linda Cala at lcala@iasb.com.
3. Under **My Account Links**, click on **PRESS Login**.

Bundles Now Standard Format for the Update Memo!

We first tried the **Bundles** format in **PRESS** Issue 93 to make the information regarding necessary updates to the IASB **Policy Reference Manual (PRM)** more manageable for our subscribers. Due to its popularity, we tried it again with **PRESS** Issue 94. Each bundle summarizes the global reasons for changes to all materials that are listed.

Specific details about how each piece of material changed, e.g., **PRESS** Advisory Board feedback, quality assurance, five-year review items, etc., are explained in numerical order in the **Revisions to Policies, Administrative Procedures, and Exhibits** table beginning on p. 4.

Please spend some time reviewing the online Committee Worksheets, available behind the **PRESS** Login under a link titled: **PRESS Committee Worksheets**. They provide comment boxes further describing some of the changes and detailed explanations in the footnotes by the **PRESS** Editors.

Federal Developments

Title II of the Americans With Disabilities Act of 1990 (ADA) applies to websites and requires covered entities, including public school districts, to make websites accessible. This requirement is not new; however, addressing website accessibility is complex. Many covered entities address website accessibility using *Web Content Accessibility Guidelines (WCAG) 2.0*, which were developed by a private group of accessibility experts. WCAG 2.0 guidelines are the standard the U.S. Dept. of Justice (DOJ) referenced in its recent Title II rulemaking. Despite that, WCAG 2.0 guidelines are not the formal legal standard for website accessibility under Title II of the ADA. To avoid allegations that a district violated Section 504 of the Rehabilitation Act of



1973 and/or Title II of the ADA, many attorneys suggest that school districts' websites meet WCAG 2.0 guidelines.

While the DOJ under President Obama's Administration proposed regulations for public accommodations of websites (set to be final in 2018), President Trump signed an executive order in early 2017 entitled *Reducing Regulation and Controlling Regulatory Costs*, which makes it highly unlikely that the DOJ will issue any website regulations during the Trump Administration's tenure. Districts should consult with their board attorneys about this complex issue.

The following **PRESS** materials are updated in response to these developments:

- 2:260, Uniform Grievance Procedure
- 8:70, Accommodating Individuals with Disabilities

Five-Year Review Updates

PRESS Editors have a quality assurance goal to ensure that each piece of the 1000+ page IASB **PRESS PRM** is reviewed at least every five years. The **PRM** contains approximately 175 policies and procedures.

The following **PRESS** materials are updated in response to five-year reviews:

- 2:20-E, Exhibit - Waiver and Modification Request Resource Guide
- 2:210, Organizational School Board Meeting
- 2:220-E3, Exhibit - Closed Meeting Minutes
- 4:60-E, Exhibit - Notice to Contractors
- 4:70, Resource Conservation
- 4:170-AP1, E1, Exhibit - Accident or Injury Form
- 4:170-AP1, E2, Exhibit - Memo to Staff Members Regarding Contacts by Media About a Crisis
- 4:170-AP4, Administrative Procedure - National Terrorism Advisory System, **REWRITTEN**
- 6:80, Teaching About Controversial Issues
- 6:120-AP1, E1, Exhibit - Notice to Parents/Guardians Regarding Section 504 Rights
- 6:120-AP3, Administrative Procedure - Service Animals
- 6:120-AP3, E1, Exhibit - Guidelines for Service Animals in School Facilities
- 6:180, Extended Instructional Programs
- 6:210, Instructional Materials
- 6:290, Homework
- 6:310-E, Exhibit - Class Substitution Request
- 6:330, Achievement and Awards
- 7:80, Release Time for Religious Instruction/Observance
- 7:140-AP, Administrative Procedure - Use of Metal Detectors for Student Safety
- 7:160, Student Appearance
- 7:275, Orders to Forgo Life-Sustaining Treatment
- 7:340-AP1, E2, Exhibit - Using a Photograph or Video Recording of a Student
- 7:340-AP1, E5, Exhibit - Biometric Information Collection Authorization
- 7:340-AP2, Administrative Procedure - Storage and Destruction of School Student Records
- 7:340-AP2, E1, Exhibit - Letter Containing Schedule for Destruction of School Student Records
- 8:20-E, Exhibit - Application and Procedures for Use of School Facilities

PRESS Terminology

What are the meanings of the "AP" and "E" after certain policy numbers?

The **PRESS Policy Reference Manual (PRM)** is an encyclopedia of sample board policies, administrative procedures, and exhibits. They are all in numerical order for easy reference. **PRESS** recommends that local school districts maintain separate board policy and administrative procedure manuals to help distinguish for the board, staff, students, parents, and community members, the distinction between board documents and staff documents, board work, and staff work.

Policy — The board develops policies with input from various sources like district administrators, the board attorney, and **PRESS** materials. The board then formally adopts the policies, often after more than one consideration.

After adoption by the board, each policy should have an adoption date.

Administrative Procedures — Administrative procedures are developed by the Superintendent, administrators, and/or other district staff members. The staff develops the procedures that guide implementation of the policies. Administrative procedures are not adopted by the Board, which allows the superintendent and staff the flexibility they need to keep the procedures current. **PRESS** sample procedures are numbered to correspond with the policies that they implement for easy reference. For example, policy 6:190's related administrative procedure is 6:190-AP.

It is important to remember that administrative procedures do not require formal board adoption and are not included in a board policy manual.

Exhibits — Both Board policies and administrative procedures may have related exhibits. Exhibits provide information and forms intended to be helpful to the understanding or implementation of either a board policy or administrative procedure, and they do not require formal board adoption. **PRESS** sample exhibits are numbered to correspond to the related board policy or administrative procedure. For example, board policy 2:70 has a related exhibit numbered 2:70-E. Administrative procedure 7:340-AP1 has a related exhibit numbered 7:340-AP1, E.

Exhibits labeled with an "E" only may provide guidance for board work or staff work. Those providing guidance for board work should be dated for implementation by the Board. Those providing guidance for the staff should be dated for implementation by the administrative staff.

Administrative procedures exhibits, always labeled with the "AP, E" format should be dated for implementation by the administrative staff.

Progress Report

The contents of this report frequently change.

Immigration Enforcement

The National School Boards Association (NSBA) recently issued an updated guide on serving undocumented students, *Lifting the Lamp Beside the Schoolhouse Door: A Legal Guide to Serving Undocumented Students in Public Schools*, which builds on a similar 2009 NSBA publication to address current topics of interest such as “sanctuary” status and recent executive orders on the subject. Available at www.iasb.com/law/, under *Federal Resources*.

The Illinois Council of School Attorneys (ICSA) recently issued an updated version of *Guidelines for Interviews of Students at School by Law Enforcement Authorities*, designed to assist law enforcement authorities and school officials in determining when it is appropriate for law enforcement authorities to interview students while the students are at school or participating in school-related activities. In light of recent events, the *Guidelines* now address activities related to Immigration and Customs Enforcement. Available at www.iasb.com/law/intstudents.cfm.

The law limits school district involvement in immigration matters, and these limits are incorporated in **PRESS** materials (see list of “Relevant **PRESS** Material,” in *Our Response* below). In regard to employees:

1. The Illinois Human Rights Act requires school districts to provide equal employment opportunities to all persons regardless of their citizenship status.
2. The Immigration Reform and Control Act of 1986 requires employers to verify that employees are either U.S. citizens or authorized to work in the U.S.
3. If an individual applies for employment but is not a U.S. citizen or authorized to work in the U.S., there is no requirement for schools to report them to immigration authorities.

In regard to students, ISBE regulations, which are based on a U.S. Supreme Court case, prohibit schools from:

1. Denying access to students who lack documentation of their immigration status or legal presence in the U.S.
2. Inquiring about the immigration status of a student.
3. Requiring documents as proof of residency for a student that, when taken together, result in a requirement for proof of legal presence, such as a social security number.

Based on this, schools cannot report undocumented students to immigration authorities, as this would effectively deny students access to school.

Our Response: Relevant **PRESS** Materials:

Employees

5:10, *Equal Employment Opportunity and Minority Recruitment*

5:30, *Hiring Process and Criteria*

Students

7:10, *Equal Educational Opportunities*

7:50, *School Admissions and Student Transfers To and From Non-District Schools*

7:340-AP1, *School Student Records*

Lead Testing in Water

P.A. 99-922, eff. 1-17-17, created Section 35.5 of the Illinois Plumbing License Law (225 ILCS 320/35.5) and requires that each source of potable water in school buildings constructed on or before 1-1-00, that may be occupied by more than 10 children in grades pre-K through 5, be tested for lead. Testing for buildings constructed prior to 1-1-87 must be conducted by 12-31-17. Testing for buildings constructed between 1-2-87 and 1-1-00 must be conducted by 12-31-18.

Within 90 days of the effective date, the Illinois Dept. of Public Health (IDPH) is to post on its website guidance on mitigation actions for lead in drinking water and ongoing water management practices. On 5-9-17, IDPH posted *Mitigation Strategies for Lead Found in School Drinking Water* at: www.dph.illinois.gov/sites/default/files/publications/school-lead-mitigation-strategies-050917.pdf. **Note:** p. 2 of *Mitigation Strategies* states “IDPH is requiring the mitigation strategies and requirements contained in this guidance document to be followed for all plumbing fixtures identified with any level of lead,” however P.A. 99-922 does not authorize IDPH to impose such additional requirements.

SB 1943, approved by both houses and sent to the Governor for signature on 6-16-17, would amend Section 35.5.

Our Response: We will respond after the Governor takes action on SB 1943, with likely updates to policy 4:170, *Safety*, and its corresponding materials.

Cook County Sweetened Beverage Tax

The Cook County Sweetened Beverage Tax, Ordinance 16-5931, was effective 7-1-17 but its implementation has been delayed by court order. Though the tax is ultimately borne by the purchaser of sweetened beverages, the Ordinance imposes requirements upon retailers (which may include school districts) related to the collection of taxes, keeping of records, and examination of books and records, as well as penalties for failure to comply. Consult your board attorney about the legality of the Ordinance as applied to school districts in light of Board of Educ. of Sch. Dist. No. 150 v. City of Peoria, 76 Ill. 2d 469 (1979).

Our Response: We will monitor the status of the Ordinance and will provide any necessary updates to **PRESS** materials.

Postsecondary and Workforce Readiness Act

P.A. 99-674 – Postsecondary and Workforce Readiness Act, eff. 7-29-16. This law requires the State to adopt and publicize model postsecondary and career expectations for students in grades 8-12 that specify knowledge that students should have by the end of each grade level. It requires the model expectations to address certain areas listed in the law. It also creates a high school graduation pilot program.

Our Response: We will respond after these agencies publicize a model expectations plan and the pilot programs are completed, with likely updates to policy 6:40, *Curriculum Development*; 6:300, *Graduation Requirements*; and their corresponding materials.

Revisions to Policies, Administrative Procedures, and Exhibits

Number and Title	Revision Descriptions	<input checked="" type="checkbox"/>
2:20-E, Exhibit - Waiver and Modification Request Resource Guide	The exhibit is updated with minor corrections for style and clarity. While one explanation is REWRITTEN for clarity, its content did not change.	<input type="checkbox"/>
2:210, Organizational School Board Meeting	The policy is unchanged other than the addition of a comma. Minor continuous improvement updates are made to the footnotes.	<input type="checkbox"/>
2:220-E3, Exhibit - Closed Meeting Minutes	The footnote is deleted and the substance of it is instead incorporated into the exhibit.	<input type="checkbox"/>
2:260, Uniform Grievance Procedure	The policy, Cross References, and footnotes are updated to clarify that Title II of the ADA applies to website accessibility. Continuous improvement updates are also made to the policy and footnotes.	<input type="checkbox"/>
4:60-E, Exhibit - Notice to Contractors	The exhibit is updated with minor corrections for style and to update web links.	<input type="checkbox"/>
4:70, Resource Conservation	The policy is unchanged. Minor continuous improvement updates are made to the footnotes.	<input type="checkbox"/>
4:170-AP1, E1, Exhibit - Accident or Injury Form	The exhibit is updated with minor corrections for style.	<input type="checkbox"/>
4:170-AP1, E2, Exhibit - Memo to Staff Members Regarding Contacts by Media About a Crisis	The exhibit is updated for continuous improvement, including additional best practices for responding to comments and questions from reporters.	<input type="checkbox"/>
4:170-AP4, Administrative Procedure - National Terrorism Advisory System	REWRITTEN. Reference to the defunct Homeland Security Advisory System is deleted. Explains National Terrorism Advisory System advisories (Bulletins and Alerts) and threat levels (<i>elevated</i> and <i>imminent</i>). It outlines potential district response measures by category.	<input type="checkbox"/>
6:80, Teaching About Controversial Issues	The policy and footnotes are updated with minor corrections for continuous improvement.	<input type="checkbox"/>
6:120-AP1, E1, Exhibit - Notice to Parents/Guardians Regarding Section 504 Rights	The procedure is updated to remove all legal references to the Individuals with Disabilities Education Act (IDEA), the School Code's Article 14 special education procedures, and the Illinois State Board of Education's IDEA due process hearing procedures. The procedure directs districts to instead insert details regarding their district-specific Section 504 hearing and review procedures. The footnotes have been updated to provide sample hearing and review procedures based upon Section IX, <i>Impartial Hearing Procedures</i> , of Sample Section 504 Procedures at www.iasb.com/law/sec504.cfm .	<input type="checkbox"/>
6:120-AP3, Administrative Procedure - Service Animals	The procedure is updated with minor corrections for style and to update web links.	<input type="checkbox"/>
6:120-AP3, E1, Exhibit - Guidelines for Service Animals in School Facilities	The exhibit and its footnote are updated with minor corrections for style and to update web links.	<input type="checkbox"/>
6:180, Extended Instructional Programs	The policy, footnotes, and Legal References are updated to more accurately reflect language used in relevant provisions of the School Code and to add the "advanced vocational training and/or career education program" to the list of potential extended instructional programs.	<input type="checkbox"/>
6:210, Instructional Materials	The policy, footnotes, and Legal References are updated to move optional language previously within footnote 4 into the body of the policy. Footnote 4 is updated to note this is a best practice.	<input type="checkbox"/>
6:290, Homework	The policy is unchanged. Minor continuous improvement updates are made to the footnotes.	<input type="checkbox"/>

Revisions to Policies, Administrative Procedures, and Exhibits – *continued*

Number and Title	Revision Descriptions	<input checked="" type="checkbox"/>
6:310-E, Exhibit - Class Substitution Request	The exhibit is updated <i>to more accurately reflect the language of 23 Ill.Admin. Code 1.445</i> . Minor continuous improvement updates are made to the exhibit and footnotes.	<input type="checkbox"/>
6:330, Achievement and Awards	The policy is unchanged. Minor continuous improvement updates are made to the footnotes.	<input type="checkbox"/>
7:80, Release Time for Religious Instruction/Observance	The policy and footnotes are updated with minor corrections for style.	<input type="checkbox"/>
7:140-AP, Administrative Procedure - Use of Metal Detectors for Student Safety	The procedure is updated to incorporate best practice recommendations for conducting searches as set forth in Board policy 7:140, Search and Seizure. A sentence added to the Metal Detectors section clarifies best practice regarding when an individual may be subjected to a pat-down search.	<input type="checkbox"/>
7:160, Student Appearance	The policy is unchanged but for one minor (s) inserted at the end of the policy's last sentence. Minor continuous improvement updates are made to the footnotes.	<input type="checkbox"/>
7:275, Orders to Forgo Life-Sustaining Treatment	The policy is updated with suggestions from members of the PRESS Advisory Board (PAB). More members of the multi-disciplinary team are added. Footnotes are updated and added to discuss potential liability issues and provide options for the work of the multi-disciplinary team.	<input type="checkbox"/>
7:340-AP1, E2, Exhibit - Using a Photograph or Video Recording of a Student	The exhibit is updated with minor corrections for style.	<input type="checkbox"/>
7:340-AP1, E5, Exhibit - Biometric Information Collection Authorization	The exhibit is updated to delete language regarding a student's graduation, marriage, or entry into military service because that language comes from the Illinois School Student Records Act. This exhibit solely addresses biometric information collection permitted by Section 10-20.40 of the School Code. Other minor style updates are made.	<input type="checkbox"/>
7:340-AP2, Administrative Procedure - Storage and Destruction of School Student Records	The procedure is updated with minor corrections for style and to update web links.	<input type="checkbox"/>
7:340-AP2, E1, Exhibit - Letter Containing Schedule for Destruction of School Student Records	The exhibit is updated with minor corrections for style.	<input type="checkbox"/>
8:20-E, Exhibit - Application and Procedures for Use of School Facilities	The exhibit and footnote are updated with minor corrections for style.	<input type="checkbox"/>
8:70, Accommodating Individuals with Disabilities	The policy and footnotes are updated to clarify that Title II of the ADA applies to website accessibility.	<input type="checkbox"/>



The IASB Office of General Counsel's mission is to honestly, professionally, and credibly protect and preserve IASB through legal risk management and compliance services for the IASB Board of Directors and staff; promote best practices to IASB members; create educational products and services; and maintain strong, collaborative relationships with the public education community.



Kimberly Small

PRESS Editor, IASB General Counsel
(ext. 1226), ksmall@iasb.com



Maryam Brotine

Assistant PRESS Editor,
Assistant General Counsel
(ext. 1219), mbrotine@iasb.com



Debra Jacobson

Assistant PRESS Editor,
Assistant General Counsel
(ext. 1211), djacobson@iasb.com

Acknowledgement to PRESS Advisory Board

Before each **PRESS** issue is published, a group of distinguished individuals provides input and suggestions. We appreciate their contributions and thank them sincerely.

– **Kimberly Small, Maryam Brotine, and Debra Jacobson**

Sara Boucek, Associate Director/Legal Counsel, Illinois Association of School Administrators

Heather K. Brickman, Attorney, Hodges, Loizzi, Eisenhammer, Rodick & Kohn, LLP

Marcy Dutton, General Counsel, Teachers' Retirement System

Dr. James Gay, Superintendent, Community High School District 230

Dr. Michael Kiser, Attorney, Law Office of Michael L. Kiser, Esq.

Larry D. Kuster, Attorney, Rammelkamp Bradney, Attorneys at Law

Fred Munding, Assistant Superintendent, DuPage County Regional Office of Education

Gregg Murphy, Assistant Regional Superintendent, Iroquois-Kankakee Regional Office of Education

David G. Penn, Attorney, Schmiedeskamp, Robertson, Neu & Mitchell, LLP

Merry Rhoades, Attorney, Tueth, Keeney, Cooper, Mohan & Jackstadt P.C.

M. Curt Richardson, Attorney, McLean County Unit District 5

Caroline Roselli, Attorney, Robbins, Schwartz, Nicholas, Lifton & Taylor, Ltd.

Wayne Savageau, former IASB Policy Consultant and former Superintendent

Brian Schwartz, Deputy Director & General Counsel, Illinois Principals Association

IASB Staff Members, especially Policy Consultants and Field Services Directors

Special Acknowledgement to IASB Administrative Assistants

The following individuals provide us with excellent assistance between and during the drafting of each **PRESS** issue. We also thank them and appreciate their dedication and contributions to the quality of this service.

Christine Crilly, Policy Services, preparation, formatting, quality assurance, editor

Bridget Trojan, Office of General Counsel, State and federal regulations monitor, editor

As Superintendent, I recommend the Board of Education adopt the Press Plus Issue 95 as outlined.

Press Plus updates keep the board policies in line with the most recent legal updates.

PUTNAM COUNTY CUSD #535
BOARD OF EDUCATION EXECUTIVE SESSION AGENDA
September 18, 2017
6:30 p.m.

I. Resignations

- A. Alisa Steward, freshman class sponsor
- B. Josh Nauman, 7th grade boys' basketball coach

II. Hires:

- A. Kelly McCurry, HS Scholastic Bowl
- B. Wendy Louis, freshman class sponsor
- C. Josie Hall, Rtl reading coach and Becky Boudreau, Rtl math coach – PCES
- D. JH coaching – Daniella Pavlovich – 5th/6th girls' basketball coach; JJ Stoddard – 5th boys' basketball coach; Naiseng Saepharn – 6th boys' basketball coach; Michael Harris and Joe Smith as volunteer 6th grade boys' basketball coaches.

III. Student petition for course load

IV. Executive session minutes

- A. Review and approve release of E.S. minutes of 1/17/17, 2/21/17, 3/20/17, 4/20/17, 4/24/17, 5/1/17, 5/15/17, 6/1/17, 6/19/17, 6/22/17 and 7/17/17.

August 23, 2017

Mr. Theisinger,

For the 2017-2018 school year I would like to resign from the position of Freshman Class sponsor.

A handwritten signature in cursive script, appearing to read "Alisa Stewart". The signature is written in black ink and is positioned above the printed name.

Alisa Stewart


August 29, 2017

Mr. Clayton Theisinger, Principal
Putnam County High School
Granville, IL 61326

Dear Mr. Theisinger:

Please consider this my resignation from the position of basketball coach at Putnam County
CUSD 535 for the 2017-18 school year.

Sincerely,

A handwritten signature in black ink, appearing to read "Josh Nauman", with a stylized flourish at the end.

Josh Nauman

Kelly McCurry

PO Box 417, Granville, IL, 61326 • (224) 723-8976 • mccurryk@pcschoools535.org

September 5, 2017

Mr. Chris Newsome
Athletic Director PCHS

Dear Mr. Newsome,

This letter is in regards to the Scholastic Bowl Coaching Vacancy. After having volunteered as a reader for the past two Scholastic Bowl Meets in which Putnam County has hosted, I would like to inform you that I am interested in the position of Scholastic Bowl Coach at Putnam County High School for the 2017-2018 school year.

Scholastic bowl is a team trivia competition covering a variety of topics which include sports, art, science, math, and many others. The role of the scholastic bowl coach should be to help students find their strengths in their own knowledge, help to grow in their knowledge of specific topics, to practice what a competition will feel like, and to teach the rules of play. I feel that my time at a liberal arts college helped to prepare me for this position because I was required to take a variety of courses to help me experience a variety of academic fields before being allowed to choose the one in which I felt I had the greatest strength and the most interest. Using this knowledge, I can guide the students to find their forte in order to build a team that utilizes everyone's strengths. Using my knowledge of a variety of academic fields, I can help students grow their knowledge by guiding students in research to find valid and reliable information that can then be used in competition.

As in past years, I would expect to have to plan a home meet and find volunteers to be readers and score keepers. I feel that my experience planning prom as the Junior Class Sponsor has lead me to have the necessaries skills to plan an event such as this.

I am excited by the prospect of being the Scholastic Bowl coach and feel confident my skill set will match the requirements of the position. It would be a great honor to help student grow in their knowledge, their passion for learning, as well is in growing in their understanding of their own strengths and weaknesses. Thank you for your consideration, and I look forward to hearing from you.

Sincerely,



Kelly A. McCurry

402 East Silverspoon Ave.
Granville, Ill. 61326



Office (815) 882-2800
Fax (815) 339-2628

Putnam County High School

Mr. Clayton J. Theisinger
Principal

Mr. Christopher Newsome
Assistant Principal
Athletic Director

September 5, 2017

Board of Education:

The following individual(s) are being recommended for hiring in the extra-curricular capacity as listed:

Kelly McCurry – Scholastic Bowl

Respectfully Submitted,

Christopher Newsome

Clayton J. Theisinger

402 East Silverspoon Ave.
Granville, Ill. 61326



Office (815) 882-2800
Fax (815) 339-2628

Putnam County High School

September 6th, 2017

Board of Education:

The position of Freshman Class Sponsor was posted on August 23, 2017, after receiving the resignation of the previous individual. After being posted for two weeks, the only individual who submitted a statement of interest was Mrs. Wendy Louis. I spoke with Mrs. Louis about the expectations of the position. She indicated that the previous individual had also reviewed the expectations with her and would assist in any way possible with the transition.


Based on her previous experiences at PCHS and these conversations with her, administration recommends the following hire:

Freshman Class Sponsor: Mrs. Wendy Louis

Respectfully submitted,

A handwritten signature in black ink, appearing to read 'CJ Theisinger'. The signature is fluid and cursive, with a long horizontal stroke extending to the right.

Clayton J. Theisinger
Principal, PCHS



Putnam County Elementary School

*326 S. 5th St.
Hennepin, IL 61327*

*Phone Number 1-815-882-2800
Fax Number 1-815-925-7435*

Recommendation for Rtl Coaches at PCES:

Mrs. Josie Hall and Mrs. Rebecca Boudreau

It is my recommendation to hire Mrs. Josie Hall as the Reading Rtl coach and Mrs. Rebecca Boudreau as the Math Rtl coach at Putnam County Elementary school. Both of these 5th grade teachers have experience with providing instruction in the classroom which will lend itself to be supportive in their roles as Rtl coaches. While other buildings have one Rtl coach, Mr. Carlson and I agree that coaching needs can be split between two coaches, therefore the stipend of \$2,500 will be split at \$1,250 per coach.



Where all students will learn and succeed, and all means ALL

Putnam County Junior High School

Michael Olson, Principal
olsonm@pcschoools535.org
Phone-815-882-2800 opt. 3

13183 N 350th Avenue
McNabb, IL 61335
Fax-815-882-2299

It is my recommendation to hire the following Coaches for Putnam County Junior High for the School Year:

- Daniella Pavlovich for 5/6th Girls Basketball Head Coach
- JJ Stoddard for 5th Grade Boys basketball Head Coach
- Naiseng Saepharn for 6th Grade Boys Basketball Head Coach
 - Michael Harris - Volunteer Coach for 6th Grade Boys Basketball
 - Joe Smith- Volunteer Coach for 6th Grade Boys Basketball

Daniella is a PCJH graduate where she played basketball and continued playing at IVCC. She will also be an IESA certified coach.

JJ has coached PC basketball for many years as a 5th or 6th Grade coach.

Nai has assisted PC basketball for 3 years on youth league teams with PC boys. He has completed his IESA coaching certification as well.

Michael Harris and Joe Smith have volunteered to help the 6th Grade team as volunteer assistants. Michael has completed his IESA coaching certification and Joe is in the process.

Submitted by Mike Olson, PCJH Principal & Chris Newsome , PC Athletic Director
9/14/2017

As Superintendent, I recommend the Board of Education act on the following Resignations and Hires

Resignations with regrets

Alisa Stewart – Freshmen Class Sponsor

Josh Nauman – 7th Grade Boys' Basketball Coach

Hires

Wendy Louis – Freshmen Class Sponsor

Kelly McCurry – High School Scholastic Bowl Coach

Daniella Pavlovich - 5/6th Girls Basketball Head Coach

JJ Stoddard - 5th Grade Boys basketball Head Coach

Naiseng Saepharn - 6th Grade Boys Basketball Head Coach

Michael Harris - Volunteer Coach for 6th Grade Boys Basketball

Joe Smith- Volunteer Coach for 6th Grade Boys Basketball

District Goal

Demonstrate increased academic achievement for all students

Michele and Greg Casford
407 E. South Street
Granville, IL. 61326
9/11/17

Mr. Carl Carlson
Superintendent
Putnam County School District #535

Dear Mr. Carl Carlson:

Our son, Raymond J. Casford, has talked to us about the rest of his school career. Ray has brought to our attention that he will be graduating with more than enough credits. Enclosed are this year's schedule and an unofficial transcript. He has asked us to discuss the possibility of only having a half day for the second semester. While we completely agree that school is important, Ray has a good argument on his hands.

As you may or may not know, Ray has joined the Marines. He has been training with them for almost two years, two times a week. He was accepted on August 21, 2017 and is joining with an eight year contract. Ray will be leaving for Boot Camp June 11, 2018. He would like to spend as much time as he can with family and friends while working and saving money.

Like we stated before, we agree that school is important. Ray has two older siblings and we would have never thought of asking this for the other children. With Ray's special situation, we agree that he should be able to leave school early next semester. He will only need Journalism and ACC classes.

Ray has a good head on his shoulders and is not a "troubled kid". He has been volunteering in the lunch rooms since the 4th grade. He has been working at Axline Pharmacy for a year and was also working at Kaddy Wampus as a cook. Ray is a volunteer firefighter in Granville and has been for two years.

Although we are scared and worried about his future, we support him in everything he does in life. He has decided to fight for our freedom in the Marines and I feel we can give him a little bit more time at home before he leaves. We are willing to meet in person and will have verification of his contract with the Marines.

Sincerely,


Michele Casford and Greg Casford

Enclosed (2)

Student Schedule

Student: Casford, Raymond James

Grade Level: Twelfth Grade

	Q1	Q2	Q3	Q4
	M-F	M-F	M-F	M-F
EB 7:00 AM-7:50 AM				
1 8:00 AM-8:46 AM	Journalism Sec: 1 Ins: Carmela Rodriguez Rm: 3 Entry Date: 8/16/2017		Journalism Sec: 1 Ins: Carmela Rodriguez Rm: 3 Entry Date: 8/16/2017	
2 8:49 AM-9:36 AM	Study Hall Sec: 21 Ins: Bethany Newsome Rm: Media Center		Study Hall Sec: 21 Ins: Bethany Newsome Rm: 8	
3 9:39 AM-10:25 AM	ACC Welding 1 Sec: 1223402 Ins: Instructor Instructor		ACC Welding 1 Sec: 1223402 Ins: Instructor Instructor	
4 10:28 AM-11:14 AM				
5 11:17 AM-12:02 PM				
6 12:03 PM-12:32 PM	Lunch Sec: Regular Bell Schedule 6 Ins:		Lunch Ins:	
7 12:35 PM-1:21 PM	Physical Education (GPA) Sec: 7 Ins: Hailee Wiesbrock Jared Sale Rm: Gym Entry Date: 8/18/2017		Physical Education (GPA) Sec: 7 Ins: Hailee Wiesbrock Jared Sale Rm: Gym Entry Date: 8/18/2017	
8 1:24 PM-2:10 PM	Fitness PE (GPA) Sec: 8 Ins: Jared Sale		Fitness PE (GPA) Sec: 8 Ins: Jared Sale	
9 2:13 PM-3:00 PM	Work Experience Sec: 9 Ins: Kimberly England		Work Experience Sec: 9 Ins: Kimberly England	
WE 3:00 PM-4:00 PM				

Date:
DOB: 9/24/1999
Address: 407 E. South, Box
 362
 Granville, IL 61326
Cumulative Weighted GPA: 2.92
Total Credits Earned: 40
Class Rank: 34/84

Official Transcript

402 E Silverspoon Ave
 Granville, IL 61326
 815-882-2800

Year: 2014-15		Grade Level: 9	
Class	Credits Earned	Sem #1	Sem #2
Biology	1	D	
Biology	1		D+
Comp App 1	1	C	
Comp App 2	1		C
Driver Education (GPA)	1	A-	
English 1	1	C-	
English 1	1		C-
Intro to Technology	1	A	
Intro to Technology	1		A
Lunch	0		
Lunch	0		
Math 1	1	B	
Math 1	1		B+
Physical Education (GPA)	0.5		A-
Physical Education (GPA)	0.5	A	
World Geography	1	B	
World Geography	1		B
Weighted GPA: 2.71		Credits Earned: 14	
Class Rank: 36/95			

Year: 2016-17		Grade Level: 11	
Class	Credits Earned	Sem #1	Sem #2
Cooperative Voc Ed 1	1	C+	
Cooperative Voc Ed 1	1		C
English 3	1	B	
English 3	1		B
Fitness PE (GPA)	0.5	A	
Fitness PE (GPA)	0.5		A
Math 3	1	B+	
Math 3	1		B+
Physics*	1	C+	
Physics*	1		C
US History	1	A	
US History	1		B
Work Experience	1	A+	
Work Experience	1		C+
Weighted GPA: 3.00		Credits Earned: 13	
Class Rank: 35/85			

Year: 2015-16		Grade Level: 10	
Class	Credits Earned	Sem #1	Sem #2
Chemistry*	1	B	
Chemistry*	1		B
Construction Skills	1	A	
Construction Skills 2	1		A-
Consumer Ed	1		B+
English 2	1	C-	
English 2	1		C-
Fitness PE	0.5		A-
Fitness PE (GPA)	0.5	A	
Foods 1	1	B-	
Foods 2	1		B
Health	1	C	
Math 2	1	B-	
Math 2	1		B
Weighted GPA: 3.08		Credits Earned: 13	
Class Rank: 29/92			

Unofficial Transcript

Illinois Constitution (10/5/2016)	<table border="1" style="width: 100%;"> <tr><td style="width: 50%;">Ill Constitution</td></tr> <tr><td>Pass</td></tr> </table>	Ill Constitution	Pass				
Ill Constitution							
Pass							
US Constitution Test (10/5/2016)	<table border="1" style="width: 100%;"> <tr><td style="width: 50%;">US Constitution Test</td></tr> <tr><td>Pass</td></tr> </table>	US Constitution Test	Pass				
US Constitution Test							
Pass							
SAT Score (4/5/2017)	<table border="1" style="width: 100%;"> <tr> <td style="width: 33%;">Total Scores</td> <td style="width: 33%;">ERW Score</td> <td style="width: 33%;">Math Score</td> </tr> <tr> <td>1010</td> <td>480</td> <td>530</td> </tr> </table>	Total Scores	ERW Score	Math Score	1010	480	530
Total Scores	ERW Score	Math Score					
1010	480	530					



PUTNAM COUNTY HIGH SCHOOL

COMMUNITY UNIT SCHOOL DISTRICT #535

To the Putnam County CUSD #535 School Board,

I am writing this letter on behalf of Raymond Casford, a senior at Putnam County High School. It is my understanding that Raymond is petitioning the school board to take only a one-half day's worth of classes for the spring semester of his senior year.

At the conclusion of Raymond's fall semester his senior year, he will have 45 of the required 46.5 credits needed for graduation at Putnam County High School. The remaining credits Raymond would need to complete his requirements (during his spring semester) are one credit in English and one credit toward his electives. Raymond could easily obtain those credits with one half day of classes during the semester. His morning schedule would be Journalism 1st hour, study hall/ACC Welding 2nd hour, ACC 3rd – 5th hours. Completion of the Journalism class would meet his requirement for English and Completion of the ACC Welding class would meet his requirement (plus an extra credit) for his electives.

Based on credits needed for graduation at Putnam County High School, Raymond Casford could meet those requirements with only a one-half day of attendance at PCHS his spring semester his senior year. If you should have any further questions or need further clarification please let me know at ellenat@pcschoos535.org or extension 228.

Sincerely,

Tyler J. Ellena

Guidance Counselor
Putnam County High School

402 East Silverspoon Ave.
Granville, Ill. 61326



Office (815) 882-2800
Fax (815) 339-2628

Putnam County High School
Mr. Clayton J. Theisinger
Principal

September 13, 2017

Board of Education:

This letter is to provide my recommendation in regards to the petition by Raymond “Ray” Casford and his parents to schedule classes only during morning periods for the Spring 2017 semester. Ray had approached me last year with questions regarding an early graduation, and I shared with him the process to petition to the Board of Education with such a request. Later in the year he spoke with me again and stated that he would not be seeking such a petition at that time.

Ray then approached me in August 2017 and inquired about only taking classes during the morning hours of his Spring 2017 semester. We discussed his completed academics and first identified if such a schedule was possible for graduation. After finding that specific courses could meet requirements, I shared with him the need to petition the Board of Education if he wanted to pursue such a schedule as our handbook does not outline such procedure.

Based on my experiences with and knowledge of Ray, I am in full support of this petition to schedule only morning classes for the Spring 2017 semester. Ray has identified a clear path of transition after high school; he has already made all proper contacts and completed applications for military service.

If you need any further clarification on this matter, I would be happy to address such needs.

Sincerely,

A handwritten signature in black ink, appearing to read 'CJ Theisinger', written in a cursive style.

Mr. Clayton J. Theisinger

As Superintendent, I recommend the Board of Education accept Student Petition for Workload Reduction

As outlined in the attached documentation, Raymond Casford has properly followed all policy and protocol in submitting his petition for a workload reduction. While some may fear this type of decision opens the door for future petitions, Raymond does have a rather unique case. He has been devoted to training and work. As Mr. Theisinger and Mr. Ellena point out, Raymond will meet all requirements to graduate even with the reduced workload. We believe it will be in the best interest of the student to be available to work and prepare himself for the future he has decided to pursue.

District Goal

Promote increased communication and academic achievement for all students

Putnam County Community Unit School District No. 535
Granville, Illinois 61326
EXECUTIVE SESSION MINUTES
July 17, 2017

CALL TO
ORDER

Vice President Mr. Copeland called the meeting to order at 6:30 p.m.

ROLL CALL

The following members were present to answer roll call: Mrs. Baker, aye; Mr. Copeland, aye; Mr. Mallery, aye; and Mrs. Shore, aye. Mr. Gibson, Ms. Glenn and Mrs. Popurella were absent.

EXECUTIVE
SESSION

At 6:36 p.m. Mrs. Baker moved and Mrs. Shore seconded the motion to adjourn to executive session for the appointment, employment, compensation, discipline, performance, or dismissal of specific employees of the district. The members voted as follows: all ayes; motion carried.

ITEMS
DISCUSSED

I. Substitute Coordinator position – general discussion about job performance.

RETURN TO
OPEN SESSION

At 7:01 p.m. Mr. Mallery moved and Mrs. Baker seconded the motion to return to open session. The members voted as follows: all ayes; motion carried.

Respectfully submitted,
Ann Lambolely, Board secretary

BOARD PRESIDENT:



DATE:

8/21/17

BOARD SECRETARY:



DATE:

8/21/17

Putnam County Community Unit School District No. 535
Granville, Illinois 61326
EXECUTIVE SESSION MINUTES
June 22, 2017

CALL TO
ORDER

President Mr. Gibson called the meeting to order at 7:32 p.m.

ROLL CALL

The following members were present to answer roll call: Mrs. Baker, aye; Mr. Copeland, aye; Mr. Gibson, aye; Ms. Glenn, aye; Mr. Mallery, aye; and Mrs. Shore, aye. Mrs. Popurella was absent.

EXECUTIVE
SESSION

At 8:05 p.m. Mrs. Baker moved and Mr. Copeland seconded the motion to adjourn to executive session for the appointment, employment, compensation, discipline, performance, or dismissal of specific employees of the district. The members voted as follows: all ayes; motion carried.

ITEMS
DISCUSSED

I. Hires – Harold Fay, HS varsity basketball coach

II. Superintendent goals – The board reviewed and discussed Mr. Carlson's goals. The board added one goal: communication.

III. Board secretary – Ann Lamboley agreed to stay through the months of July and August while the board continues to search for a secretary.

RETURN TO
OPEN SESSION

At 9:53 p.m. Mrs. Baker moved and Ms. Glenn seconded the motion to return to open session. The members voted as follows: all ayes; motion carried.

Respectfully submitted,
Ann Lamboley, Board secretary

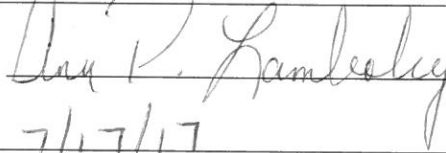
BOARD PRESIDENT:



DATE:

7-13-17

BOARD SECRETARY:



DATE:

7/17/17

Putnam County Community Unit School District No. 535
Granville, Illinois 61326
EXECUTIVE SESSION MINUTES
June 19, 2017

CALL TO
ORDER

President Mr. Gibson called the meeting to order at 6:30 p.m.

ROLL CALL

The following members were present to answer roll call: Mrs. Baker, aye; Mr. Copeland, aye; Mr. Gibson, aye; Mr. Mallery, aye; and Mrs. Shore, aye. Ms. Glenn entered the meeting at 6:38 p.m. Mrs. Popurella was absent.

EXECUTIVE
SESSION

At 7:09 p.m. Mrs. Shore moved and Ms. Glenn seconded the motion to adjourn to executive session for the appointment, employment, compensation, discipline, performance, or dismissal of specific employees of the district. The members voted as follows: all ayes; motion carried.

ITEMS
DISCUSSED

I. Hires: Hailee Wiesbrock – HS P.E. teacher; Michelle Murray, HS math teacher; Amy Ashbaker, JH and ES music teacher; Amy Bell, EPIC co-chair; and Bethany Newsome, freshman volleyball coach.

II. Resignations: Jamie Kromm, ES Title I teacher, Alex Rolando, Board of Education Treasurer; and Bradley Passini, freshman basketball coach.

RETURN TO
OPEN SESSION

At 8:10 p.m. Mr. Mallery moved and Mrs. Baker seconded the motion to return to open session. The members voted as follows: all ayes; motion carried.

Respectfully submitted,
Ann Lambolely, Board secretary

BOARD PRESIDENT:  _____

DATE: 7-17-17

BOARD SECRETARY:  _____

DATE: 7/17/17

Putnam County Community Unit School District No. 535
Granville, Illinois 61326
EXECUTIVE SESSION MINUTES
June 1, 2017

CALL TO
ORDER

President Mr. Gibson called the meeting to order at 7:31 p.m.

ROLL CALL

The following members were present to answer roll call: Mrs. Baker, aye; Mr. Copeland, aye; Mr. Gibson, aye; Ms. Glenn, aye; Mr. Mallery, aye; Mrs. Popurella, aye; and Mrs. Shore, aye.

EXECUTIVE
SESSION

At 7:47 p.m. Mrs. Popurella moved and Mrs. Shore seconded the motion to adjourn to executive session for the appointment, employment, compensation, discipline, performance, or dismissal of specific employees of the district. The members voted as follows: all ayes; motion carried.

ITEMS
DISCUSSED

The board requested to talk to Mr. Nauman about his coaching position; Mr. Nauman entered the meeting at 8:03 p.m. and exited at 8:31 p.m.

The board discussed the following topics concerning Mr. Carlson and the district:

- Communication
- Discipline of coaches
- Removal of discipline notices from coaches' files
- Dismissal process of HS varsity basketball coach
- Development of an extra-curricular policy manual
- Development of a new evaluation tool for evaluating coaches
- Vote to rehire the current HS varsity basketball coach
- Confusion
- Upcoming evaluation
- Goal setting
- Moving forward
- Communication

The board requested to talk to Mr. Newsome about the HS varsity basketball coach. Mr. Newsome entered the meeting at 8:55 p.m. and exited at 9:04 p.m.

At 9:13 p.m. the board requested Mr. Carlson to enter the meeting. The board discussed the above listed topics with Mr. Carlson as well as:

- Respect
- Honesty
- Transparency
- Communication

RETURN TO
OPEN SESSION

At 10:13 p.m. Ms. Glenn moved and Mrs. Baker seconded the motion to return to open session. The members voted as follows: all ayes; motion carried.

Repectfully submitted,
Ann Lambole, Board secretary

BOARD PRESIDENT: 

DATE: 6/19/17

BOARD SECRETARY: Ann P. Lambole

DATE: 6/19/17

Putnam County Community Unit School District No. 535
Granville, Illinois 61326
EXECUTIVE SESSION MINUTES
May 15, 2017

CALL TO
ORDER

President Mr. Gibson called the meeting to order at 6:30 p.m.

ROLL CALL

The following members were present to answer roll call: Mr. Copeland, aye; Mr. Gibson, aye; Mr. Mallery, aye; and Mrs. Shore, aye. Mrs. Baker, Ms. Glenn and Mrs. Popurella were absent.

EXECUTIVE
SESSION

At 7:02 p.m. Mr. Copeland moved and Mr. Mallery seconded the motion to adjourn to executive session for the appointment, employment, compensation, discipline, performance, or dismissal of specific employees of the district. The members voted as follows: all ayes; motion carried.

ITEMS
DISCUSSED

Mr. Theisinger and Mr. Newsome entered the meeting at 7:09 p.m. to discuss one of the extra-curricular positions. Both exited the meeting at 7:30 p.m.

A. Administrative and non-union wages

- Mr. Carlson recommended a 2% raise for all; \$10,000 increase in Adam Bozarth's salary

B. Summer maintenance wages

- Mr. Carlson recommended \$8.50 for 1st year workers, \$9.50 for 2nd or more years and \$10.50 for mowers

C. Hires

- Abby Delvallee – 1st grade
- Michelle Erickson – Elementary special ed
- Summer school teachers and staff – HS – Carmela Rodriguez and Bethany Newsome JH – Amy Carboni and Kristen Erickson ES – Chelsi Straughn and Monica Frund PS – Katie Sobkowiak and Jennifer Smith; paraprofessional Jennifer Trovero

- HS extra curricular as listed on Boardbook

- JH extra curricular as listed on Boardbook

D. Resignations

- Ann Lamboley – school board secretary effective 6/30/17

- Chloe Judd – JH cheer coach

E. Maternity leave

- Jennifer Smith

RETURN TO
OPEN SESSION

At 8:42 p.m. Mr. Copeland moved and Mrs. Shore seconded the motion to return to open session. The members voted as follows: all ayes; motion carried.

Respectfully submitted,
Ann Lamboley, Board secretary

BOARD PRESIDENT:

DATE: 6/19/17

BOARD SECRETARY: Amy P. Lambely
DATE: 6/19/17

Putnam County Community Unit School District No. 535
Granville, Illinois 61326
EXECUTIVE SESSION MINUTES
May 1, 2017

CALL TO
ORDER

President Mrs. Nauman called the meeting to order at 6:30 p.m.

ROLL CALL

The following members were present to answer roll call: Mr. Copeland, aye; Mr. Gibson, aye; Mrs. Nauman, aye; Mrs. Popurella, aye; and Mrs. Shore, aye. Mrs. Gilbert and Ms. Glenn were absent. Ms. Glenn entered the meeting at 6:59 p.m.

EXECUTIVE
SESSION

At 6:32 p.m. Mrs. Shore moved and Mrs. Popurella seconded the motion to adjourn to executive session for the appointment, employment, compensation, discipline, performance, or dismissal of specific employees of the district. The members voted as follows: all ayes; motion carried.

ITEMS
DISCUSSED

B. Hires

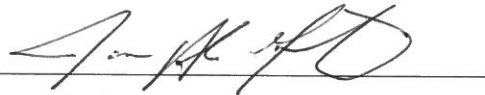
- Tyler Ellena – HS Guidance Counselor
- Maricille Ellena – JH math
- Summer workers: Brea Schorn, Teresa Gallup, Sandi Andracke, Stacy Veronda, Connor Bean, Jace Schorn, Hope Keller, Jared Sale, Matt Gimbal, Luke Carlson, Seth Carlson, Jared Olson, Cody Ballerini, Ashlyn Haage, Josh Tonozzi, Lyndsey DiazDeLeon, and mowers Chris Walker and Lynette Olson.

RETURN TO
OPEN SESSION

At 6:59 p.m. Mr. Gibson moved and Mrs. Shore seconded the motion to return to open session. The members voted as follows: all ayes; motion carried.

Respectfully submitted,
Ann Lamboleley, Board secretary


BOARD PRESIDENT:



DATE:

5/15/17

BOARD SECRETARY:



DATE:

5/15/17

Putnam County Community Unit School District No. 535
Granville, Illinois 61326
EXECUTIVE SESSION MINUTES
April 20, 2017

CALL TO
ORDER

President Mrs. Nauman called the meeting to order at 7:34 p.m.

ROLL CALL

The following members were present to answer roll call: Mr. Copeland, aye; Mr. Gibson, aye; Mrs. Gilbert, aye; Ms. Glenn, aye; Mrs. Nauman, aye; Mrs. Popurella, aye; and Mrs. Shore, aye.

EXECUTIVE
SESSION

At 8:09 p.m. Mrs. Popurella moved and Mrs. Gilbert seconded the motion to adjourn to executive session for the appointment, employment, compensation, discipline, performance, or dismissal of specific employees of the district. The members voted as follows: all ayes; motion carried.

ITEMS
DISCUSSED

A. Discussed non-renewal of coaching position

- General discussion regarding HS coach and possible non-renewal.

The board directed Mr. Carlson to form a committee to create an evaluation tool for evaluations and processes for extra-curricular coaches; in addition all disciplinary letters are to be removed from employees' files.

B. Hires

- Hannah Weinzierl – HS agriculture teacher and FFA co-sponsor
- Joshua Curry – HS and JH art
- Caroline Whiteside – HS Family and Consumer Science

RETURN TO
OPEN SESSION

At 9:42 p.m. Mr. Gibson moved and Mrs. Shore seconded the motion to return to open session. The members voted as follows: all ayes; motion carried.

Respectfully submitted,
Ann Lamboley, Board secretary

BOARD PRESIDENT: _____

DATE: _____

BOARD SECRETARY: _____

DATE: _____

Putnam County Community Unit School District No. 535
Granville, Illinois 61326
EXECUTIVE SESSION MINUTES
April 24, 2017

CALL TO
ORDER

President Mrs. Nauman called the meeting to order at 6:35 p.m.

ROLL CALL

The following members were present to answer roll call: Mr. Copeland, aye; Mr. Gibson, aye; Mrs. Gilbert, aye; Ms. Glenn, aye; Mrs. Nauman, aye; and Mrs. Shore, aye. Mrs. Popurella was absent.

EXECUTIVE
SESSION

At 7:37 p.m. Mr. Gibson moved and Mr. Copeland seconded the motion to adjourn to executive session for the appointment, employment, compensation, discipline, performance, or dismissal of specific employees of the district. The members voted as follows: all ayes; motion carried.

ITEMS
DISCUSSED

A. Resignations

- Brianne Blumhorst, HS P.E. teacher
- Abigail Milus, elementary special education aide

B. Hirings – no action taken.

RETURN TO
OPEN SESSION

At 8:07 p.m. Ms. Glenn moved and Mr. Gibson seconded the motion to return to open session. The members voted as follows: all ayes; motion carried.

Respectfully submitted,
Ann Lambole, Board secretary

BOARD PRESIDENT: _____

DATE: _____

BOARD SECRETARY: _____

DATE: _____

Putnam County Community Unit School District No. 535
Granville, Illinois 61326
EXECUTIVE SESSION MINUTES
March 20, 2017

CALL TO
ORDER

President Mrs. Nauman called the meeting to order at 6:30 p.m.

ROLL CALL

The following members were present to answer roll call: Mr. Copeland, aye; Mr. Gibson, aye; Mrs. Gilbert, aye; Ms. Glenn, aye; Mrs. Nauman, aye; Mrs. Popurella, aye; and Mrs. Shore, aye.

EXECUTIVE
SESSION

At 7:36 p.m. Mr. Gibson moved and Mr. Copeland seconded the motion to adjourn to executive session for the appointment, employment, compensation, discipline, performance, or dismissal of specific employees of the district. The members voted as follows: all ayes; motion carried.

ITEMS
DISCUSSED

A. Non-reemployment of 1st year, full-time, non-tenured teacher
- Katelyn Code

B. Honorable dismissal of support personnel
- Mary Collie

C. Rehire first, second, third and fourth year teachers, including granting tenure; all licensed personnel; all support personnel; administrators and non-union personnel.

D. Resignations

- Janet Lund, Special Education Director
- Ashlie Schlatweiler, JH and elementary music teacher
- Connie Hartman – elementary special education teacher

E. Retirement awards

- Dianne Alleman, close of 2020-2021 school year
- Anita Ladage, close of 2020-2021 school year

F. Superintendent contract

- 3 year extension of Superintendent Carlson's contract, commencing July 1, 2016 and ending June 30, 2020.

RETURN TO
OPEN SESSION

At 8:37 p.m. Ms. Glenn moved and Mr. Copeland seconded the motion to return to open session. The members voted as follows: all ayes; motion carried.

Respectfully submitted,
Ann Lambole, Board secretary

BOARD PRESIDENT: Vicki Nauman

DATE: 4/24/17

BOARD SECRETARY: Ann P. Lambole

DATE: 4/24/17

Putnam County Community Unit School District No. 535
Granville, Illinois 61326
EXECUTIVE SESSION MINUTES
February 21, 2017

CALL TO
ORDER

President Mrs. Nauman called the meeting to order at 6:07 p.m.

ROLL CALL

The following members were present to answer roll call: Mr. Copeland, aye; Mr. Gibson, aye; Ms. Glenn, aye; Mrs. Nauman, aye; and Mrs. Shore, aye. Mrs. Gilbert and Mrs. Popurella were absent.

EXECUTIVE
SESSION

At 7:10 p.m. Mrs. Shore moved and Ms. Glenn seconded the motion to adjourn to executive session for the appointment, employment, compensation, discipline, performance, or dismissal of specific employees of the district. The members voted as follows: all ayes; motion carried.

ITEMS
DISCUSSED

A. Hires – Kylie Judd – School Social Worker

B. Resignations –

- Patrick McManus, JH math teacher
- Rebecca Sadler, HS FACS teacher
- Vanessa Goslin, HS and JH art teacher
- Scott Alleman, HS Ag teacher

C. Early Childhood program – possible position shifts due to imminent future changes to grant requirements or reduction in funding.

RETURN TO
OPEN SESSION

At 8:20 p.m. Ms. Glenn moved and Mr. Gibson seconded the motion to return to open session. The members voted as follows: all ayes; motion carried.

Respectfully submitted,
Ann Lamboleay, Board secretary.

BOARD PRESIDENT:

Wicky Nauman

DATE:

3/20/17

BOARD SECRETARY:

Ann P. Lamboleay

DATE:

3/20/17

Putnam County Community Unit School District No. 535
Granville, Illinois 61326
EXECUTIVE SESSION MINUTES
January 17, 2017

CALL TO
ORDER

President Mrs. Nauman called the meeting to order at 6:30 p.m.

ROLL CALL

The following members were present to answer roll call: Mr. Copeland, aye; Mr. Gibson, aye; Ms. Glenn, aye; Mrs. Nauman, aye; and Mrs. Shore, aye. Mrs. Gilbert and Mrs. Popurella were absent.

EXECUTIVE
SESSION

At 6:51 p.m. Mr. Copeland moved and Mrs. Shore seconded the motion to adjourn to executive session for the appointment, employment, compensation, discipline, performance, or dismissal of specific employees of the district. The members voted as follows: all ayes; motion carried.

ITEMS
DISCUSSED

A. Release executive session minutes: 1/4/16, 1/11/16, 1/12/16, 1/19/16, 1/23/16, 1/30/16, 2/8/16, 2/15/16, 2/16/16, 2/25/16, 3/21/16, 4/18/16, 5/16/16, 6/20/16, 7/25/16, 8/15/16, 9/19/16, 10/17/16, 11/21/16, 12/19/16.

B. Maternity leave extension request: Josie Hall

C. Hires – Job coach, Missy Carlson

D. Personnel discussion – Scott Alleman, Ray Bolin, Kimberly England, Stephen Johnson, Rebecca Sadler

E. Superintendent goals – Board evaluation of Superintendent Carlson's goals.

At 8:08 p.m. Ms. Glenn moved and Mr. Gibson seconded the motion to return to open session. The members voted as follows: all ayes; motion carried.

Respectfully submitted,
Ann Lambolely, Board secretary

BOARD PRESIDENT:

Willy Nauman

DATE:

2/21/17

BOARD SECRETARY:

Ann P. Lambolely

DATE:

2/21/17