

PUTNAM COUNTY CUSD #535
BOARD OF EDUCATION MEETING AGENDA
PUTNAM COUNTY PRIMARY SCHOOL - MEDIA CENTER
February 16, 2016
6:30 PM

“WHERE ALL STUDENTS WILL LEARN AND SUCCEED AND ALL MEANS **ALL**”

DISTRICT GOALS:

Demonstrate increased academic achievement for all students.

Improve communications among all stakeholders in the Putnam County School District and communities.

Maintain strong fiscal responsibility in the Putnam County School District.

- I. CALL TO ORDER
- II. PLEDGE OF ALLEGIANCE
- III. ROLL CALL
- IV. ADJUSTMENTS TO THE AGENDA
- V. AUDIENCE PARTICIPATION/HEARING OF DELEGATIONS
 - A. KINDERGARTEN TEACHERS - GUIDED READING CENTERS
- VI. CORRESPONDENCE
- VII. CONSENT AGENDA
 - A. Approve January 11, 12, 23,30, and Feb 8, 2016 Special and Executive Session Minutes, and January 19, 2016 Bond Hearing, Regular and Executive Session Minutes. 3
 - B. Approve District Bills 25
 - C. Approve Financial Reports 42
 - D. Approve Treasurer's Report 107
- VIII. REPORTS, UPDATES AND INFORMATIONAL ITEMS
 - A. Principals' Reports 110
 - B. Superintendent's Report
 - 1. State Funding 138
 - 2. Investment Update 139
 - 3. Transportation Update 150
 - C. Committee Reports
 - D. Student Liaison Report
- IX. OLD BUSINESS
 - A. Resolution providing for the issue of Taxable General Obligation School 151

Bonds, Series 2016, of the District, for the purpose of increasing the Working Cash Fund of said District, providing for the levy of a direct annual tax sufficient to pay the principal and interest on said bonds, and authorizing an agreement of the sale of said bonds (Action)

B. Set Graduation Dates (Action)

1. JH - Thursday, May 19, 2016

2. HS - Friday, May 20, 2016

154

C. Waste and Recycling Services (Action)

155

X. NEW BUSINESS

A. FOIA REQUESTS

B. Approve 2016-2017 Calendar (Action)

158

XI. EXECUTIVE SESSION FOR THE APPOINTMENT, EMPLOYMENT, COMPENSATION, DISCIPLINE, PERFORMANCE, OR DISMISSAL OF SPECIFIC EMPLOYEES OF THE DISTRICT AND REVIEW EXECUTIVE SESSION MINUTES.

160

XII. ACTION ITEMS FOLLOWING EXECUTIVE SESSION

A. Non-Reemploy First Year Teacher (Action)

173

B. Resignations (Action)

C. Release Executive Session Minutes (Action)

XIII. ADJOURNMENT

Putnam County Community Unit School District #535
400 E Silverspoon Ave
Granville, Illinois 61326

Board of Education
Special Meeting
5:16 p.m., January 11, 2016
Media Center Putnam County Primary School

President Mrs. Nauman called the meeting to order at 5:16 p.m.

The following members were present to answer roll call: Mr. Copeland, Mr. Gibson, Mrs. Gilbert, Ms. Glenn, Mrs. Nauman, Mrs. Popurella and Mrs. Shore. ROLL CALL

At 5:16 p.m. Mr. Gibson moved and Mr. Copeland seconded the motion to adjourn to executive session for the appointment, employment, compensation, discipline, performance, or dismissal of specific employees of the district. On roll call the members voted as follows: Mr. Gibson, aye; Mrs. Gilbert, aye; Ms. Glenn, aye; Mrs. Nauman, aye; Mrs. Popurella, aye; Mrs. Shore, aye; and Mr. Copeland, aye. Motion carried. EXECUTIVE SESSION

At 9:35 p.m. Mr. Gibson moved and Mrs. Nauman seconded the motion to return to open session. On roll call the members voted as follows: Mr. Gibson, aye; Mrs. Gilbert, aye; Ms. Glenn, aye; Mrs. Nauman, aye; Mrs. Popurella, aye; Mrs. Shore, aye; and Mr. Copeland, aye. Motion carried.

At 9:36 p.m. Mr. Gibson moved and Mr. Copeland seconded the motion to adjourn. All ayes, motion carried. ADJOURN

Respectfully submitted.
Pamela Ellena, Board Secretary

APPROVED _____	_____
BOARD PRESIDENT	DATE
_____	_____
BOARD SECRETARY	DATE

Putnam County Community Unit School District No. 535
Granville, Illinois 61326
EXECUTIVE SESSION MINUTES
January 11, 2016

President Mrs. Nauman called the meeting to order at 5:16 p.m.

CALL TO
ORDER

ROLL CALL

The following members were present to answer roll call: Mr. Copeland, Mr. Gibson, Mrs. Gilbert, Ms. Glenn, Mrs. Nauman, Mrs. Popurella and Mrs. Shore.

EXECUTIVE
SESSION

At 5:16 p.m. Mr. Gibson moved and Mr. Copeland seconded the motion to adjourn to executive session for the appointment, employment, compensation, discipline, performance, or dismissal of specific employees of the district. On roll call the members voted as follows: Mr. Gibson, aye; Mrs. Gilbert, aye; Ms. Glenn, aye; Mrs. Nauman, aye; Mrs. Popurella, aye; Mrs. Shore, aye; and Mr. Copeland, aye. Motion carried.

ITEMS
DISCUSSED

Superintendent Interviews: Three Candidates were interviewed.

RETURN TO
OPEN MEETING

At 9:35 p.m. Mr. Gibson moved and Mrs. Nauman seconded the motion to return to open session. On roll call the members voted as follows: Mr. Gibson, aye; Mrs. Gilbert, aye; Ms. Glenn, aye; Mrs. Nauman, aye; Mrs. Popurella, aye; Mrs. Shore, aye; and Mr. Copeland, aye. Motion carried.

BOARD PRESIDENT: _____

DATE: _____

BOARD SECRETARY: _____

DATE: _____

Putnam County Community Unit School District #535
400 E Silverspoon Ave
Granville, Illinois 61326

Board of Education
Special Meeting
5:25 p.m., January 12, 2016
Media Center Putnam County Primary School

President Mrs. Nauman called the meeting to order at 5:25 p.m.

The following members were present to answer roll call: Mr. Copeland, Mr. Gibson, Mrs. Gilbert, Mrs. Nauman, Mrs. Popurella and Mrs. Shore. Ms. Glenn entered at 5:30 p.m. ROLL CALL

At 5:26 p.m. Mr. Gibson moved and Mr. Copeland seconded the motion to adjourn to executive session for the appointment, employment, compensation, discipline, performance, or dismissal of specific employees of the district. On roll call the members voted as follows: Mr. Gibson, aye; Mrs. Gilbert, aye; Mrs. Nauman, aye; Mrs. Popurella, aye; Mrs. Shore, aye; and Mr. Copeland, aye. Motion carried. EXECUTIVE SESSION

At 9:35 p.m. Mrs. Gilbert moved and Mr. Gibson seconded the motion to return to open session. On roll call the members voted as follows: Mrs. Gilbert, aye; Ms. Glenn, aye; Mrs. Nauman, aye; Mrs. Popurella, aye; Mrs. Shore, aye; Mr. Copeland, aye; and Mr. Gibson, aye. Motion carried.

At 9:36 p.m. Mr. Gibson moved and Mr. Copeland seconded the motion to adjourn. All ayes, motion carried. ADJOURN

Respectfully submitted.
Pamela Ellena, Board Secretary

APPROVED _____	_____
BOARD PRESIDENT	DATE
_____	_____
BOARD SECRETARY	DATE

Putnam County Community Unit School District #535
400 E Silverspoon Ave
Granville, Illinois 61326

Board of Education
Special Meeting
5:25 p.m., January 12, 2016
Media Center Putnam County Primary School

President Mrs. Nauman called the meeting to order at 5:25 p.m.

The following members were present to answer roll call: Mr. Copeland, Mr. Gibson, Mrs. Gilbert, Mrs. Nauman, Mrs. Popurella and Mrs. Shore. Ms. Glenn entered at 5:30 p.m. ROLL CALL

At 5:26 p.m. Mr. Gibson moved and Mr. Copeland seconded the motion to adjourn to executive session for the appointment, employment, compensation, discipline, performance, or dismissal of specific employees of the district. On roll call the members voted as follows: Mr. Gibson, aye; Mrs. Gilbert, aye; Mrs. Nauman, aye; Mrs. Popurella, aye; Mrs. Shore, aye; and Mr. Copeland, aye. Motion carried. EXECUTIVE SESSION

At 9:35 p.m. Mrs. Gilbert moved and Mr. Gibson seconded the motion to return to open session. On roll call the members voted as follows: Mrs. Gilbert, aye; Ms. Glenn, aye; Mrs. Nauman, aye; Mrs. Popurella, aye; Mrs. Shore, aye; Mr. Copeland, aye; and Mr. Gibson, aye. Motion carried.

At 9:36 p.m. Mr. Gibson moved and Mr. Copeland seconded the motion to adjourn. All ayes, motion carried. ADJOURN

Respectfully submitted.
Pamela Ellena, Board Secretary

APPROVED _____
BOARD PRESIDENT DATE

BOARD SECRETARY DATE

Putnam County Community Unit School District #535
400 E Silverspoon Ave
Granville, Illinois 61326

Board of Education
Special Meeting
9:39 a.m., January 23, 2016
Media Center Putnam County Primary School

President Mrs. Nauman called the meeting to order at 9:30 a.m.

The following members were present to answer roll call: Mr. Copeland, Mr. Gibson, Mrs. Gilbert, Ms. Glenn, Mrs. Nauman, and Mrs. Popurella. Mrs. Shore was absent. ROLL CALL

At 9:40 a.m. Mr. Gibson moved and Mrs. Gilbert seconded the motion to adjourn to executive session for the appointment, employment, compensation, discipline, performance, or dismissal of specific employees of the district. On roll call the members voted as follows: Mr. Gibson, aye; Mrs. Gilbert, aye; Ms. Glenn, aye; Mrs. Nauman, aye; Mrs. Popurella, aye; and Mr. Copeland, aye. Motion carried. EXECUTIVE SESSION

At 1:28 p.m. Mrs. Gilbert moved and Mr. Gibson seconded the motion to return to open session. On roll call the members voted as follows: Mrs. Gilbert, aye; Ms. Glenn, aye; Mrs. Nauman, aye; Mrs. Popurella, aye; Mr. Copeland, aye; and Mr. Gibson, aye. Motion carried.

At 1:28 p.m. Mr. Gibson moved and Mr. Copeland seconded the motion to adjourn. All ayes, motion carried. ADJOURN

Respectfully submitted.
Pamela Ellena, Board Secretary

APPROVED _____	_____
BOARD PRESIDENT	DATE
_____	_____
BOARD SECRETARY	DATE

Putnam County Community Unit School District No. 535
Granville, Illinois 61326
EXECUTIVE SESSION MINUTES
January 23, 2016

President Mrs. Nauman called the meeting to order at 9:30 a.m.

CALL TO
ORDER

ROLL CALL

The following members were present to answer roll call: Mr. Copeland, Mr. Gibson, Mrs. Gilbert, Ms. Glenn, Mrs. Nauman, and Mrs. Popurella. Mrs. Shore was absent.

EXECUTIVE
SESSION

At 9:40 a.m. Mr. Gibson moved and Mrs. Gilbert seconded the motion to adjourn to executive session for the appointment, employment, compensation, discipline, performance, or dismissal of specific employees of the district. On roll call the members voted as follows: Mr. Gibson, aye; Mrs. Gilbert, aye; Ms. Glenn, aye; Mrs. Nauman, aye; Mrs. Popurella, aye; and Mr. Copeland, aye. Motion carried.

ITEMS
DISCUSSED

Superintendent Interviews: Second Interviews for two Candidates.

RETURN TO
OPEN MEETING

At 1:28 p.m. Mrs. Gilbert moved and Mr. Gibson seconded the motion to return to open session. On roll call the members voted as follows: Mrs. Gilbert, aye; Ms. Glenn, aye; Mrs. Nauman, aye; Mrs. Popurella, aye; Mr. Copeland, aye; and Mr. Gibson, aye. Motion carried.

BOARD PRESIDENT: _____

DATE: _____

BOARD SECRETARY: _____

DATE: _____

Putnam County Community Unit School District #535
400 E Silverspoon Ave
Granville, Illinois 61326

Board of Education
Special Meeting
10:05 a.m., January 30, 2016
Media Center Putnam County Primary School

President Mrs. Nauman called the meeting to order at 10:05 a.m.

The following members were present to answer roll call: Mr. Copeland, Mr. Gibson, Mrs. Gilbert, Ms. Glenn, Mrs. Nauman, and Mrs. Popurella. Mrs. Shore was absent. ROLL CALL

At 10:05 a.m. Mr. Gibson moved and Mrs. Gilbert seconded the motion to adjourn to executive session for the appointment, employment, compensation, discipline, performance, or dismissal of specific employees of the district. On roll call the members voted as follows: Mr. Gibson, aye; Mrs. Gilbert, aye; Ms. Glenn, aye; Mrs. Nauman, aye; Mrs. Popurella, aye; and Mr. Copeland, aye. Motion carried. EXECUTIVE SESSION

At 11:40 a.m. Mrs. Gilbert moved and Mr. Copeland seconded the motion to return to open session. On roll call the members voted as follows: Mrs. Gilbert, aye; Ms. Glenn, aye; Mrs. Nauman, aye; Mrs. Popurella, aye; Mr. Copeland, aye; and Mr. Gibson, aye. Motion carried.

At 11:40 a.m. Mr. Gibson moved and Mrs. Popurella seconded the motion to adjourn. All ayes, motion carried. ADJOURN

Respectfully submitted.
Pamela Ellena, Board Secretary

APPROVED _____	_____
BOARD PRESIDENT	DATE
_____	_____
BOARD SECRETARY	DATE

Putnam County Community Unit School District No. 535
Granville, Illinois 61326
EXECUTIVE SESSION MINUTES
January 30, 2016

President Mrs. Nauman called the meeting to order at 9:30 a.m.

CALL TO
ORDER

ROLL CALL

The following members were present to answer roll call: Mr. Copeland, Mr. Gibson, Mrs. Gilbert, Ms. Glenn, Mrs. Nauman, and Mrs. Popurella. Mrs. Shore was absent.

EXECUTIVE
SESSION

At 10:05 a.m. Mr. Gibson moved and Mrs. Gilbert seconded the motion to adjourn to executive session for the appointment, employment, compensation, discipline, performance, or dismissal of specific employees of the district. On roll call the members voted as follows: Mr. Gibson, aye; Mrs. Gilbert, aye; Ms. Glenn, aye; Mrs. Nauman, aye; Mrs. Popurella, aye; and Mr. Copeland, aye. Motion carried.

ITEMS
DISCUSSED

Superintendent Candidates.

RETURN TO
OPEN MEETING

At 11:40 a.m. Mrs. Gilbert moved and Mr. Copeland seconded the motion to return to open session. On roll call the members voted as follows: Mrs. Gilbert, aye; Ms. Glenn, aye; Mrs. Nauman, aye; Mrs. Popurella, aye; Mr. Copeland, aye; and Mr. Gibson, aye. Motion carried.

BOARD PRESIDENT: _____

DATE: _____

BOARD SECRETARY: _____

DATE: _____

Putnam County Community Unit School District #535
400 E Silverspoon Ave
Granville, Illinois 61326

Board of Education
Special Meeting
8:10 p.m., February 8, 2016
Media Center Putnam County Primary School

President Mrs. Nauman called the meeting to order at 8:10 p.m.

The following members were present to answer roll call: Mr. Gibson, Mrs. Gilbert, Ms. Glenn, Mrs. Nauman, Mrs. Popurella, and Mrs. Shore. Mr. Copeland entered at 8:45 p.m.

ROLL CALL

At 8:10 p.m. Mr. Gibson moved and Mrs. Gilbert seconded the motion to adjourn to executive session for the appointment, employment, compensation, discipline, performance, or dismissal of specific employees of the district. On roll call the members voted as follows: Mr. Gibson, aye; Mrs. Gilbert, aye; Ms. Glenn, aye; Mrs. Nauman, aye; Mrs. Popurella, aye; and Mrs. Shore, aye. Motion carried.

EXECUTIVE
SESSION

At 9:55 p.m. Ms. Glenn moved and Mrs. Shore seconded the motion to return to open session. On roll call the members voted as follows: Ms. Glenn, aye; Mrs. Nauman, aye; Mrs. Popurella, aye; Mrs. Shore, aye; Mr. Copeland, aye; Mr. Gibson, aye; and Mrs. Gilbert, aye. Motion carried.

At 9:55 p.m. Mr. Gibson moved and Mrs. Popurella seconded the motion to adjourn. All ayes, motion carried.

ADJOURN

Respectfully submitted.
Pamela Ellena, Board Secretary

APPROVED _____	_____
BOARD PRESIDENT	DATE
_____	_____
BOARD SECRETARY	DATE

Putnam County Community Unit School District No. 535
Granville, Illinois 61326
EXECUTIVE SESSION MINUTES
February 8, 2016

President Mrs. Nauman called the meeting to order at 8:10 p.m.

CALL TO
ORDER

ROLL CALL

The following members were present to answer roll call: Mr. Gibson, Mrs. Gilbert, Ms. Glenn, Mrs. Nauman, Mrs. Popurella, and Mrs. Shore. Mr. Copeland entered at 8:45 p.m.

EXECUTIVE
SESSION

At 8:10 p.m. Mr. Gibson moved and Mrs. Gilbert seconded the motion to adjourn to executive session for the appointment, employment, compensation, discipline, performance, or dismissal of specific employees of the district. On roll call the members voted as follows: Mr. Gibson, aye; Mrs. Gilbert, aye; Ms. Glenn, aye; Mrs. Nauman, aye; Mrs. Popurella, aye; and Mrs. Shore, aye. Motion carried.

ITEMS
DISCUSSED

Superintendent Candidates.

RETURN TO
OPEN MEETING

At 9:55 p.m. Ms. Glenn moved and Mrs. Shore seconded the motion to return to open session. On roll call the members voted as follows: Ms. Glenn, aye; Mrs. Nauman, aye; Mrs. Popurella, aye; Mrs. Shore, aye; Mr. Copeland, aye; Mr. Gibson, aye; and Mrs. Gilbert, aye. Motion carried.

BOARD PRESIDENT: _____

DATE: _____

BOARD SECRETARY: _____

DATE: _____

Putnam County Community Unit School District #535
400 E Silverspoon Ave
Granville, Illinois 61326

Board of Education
Bond Hearing
6:00 p.m., January 19, 2016

Board President Vicky Nauman called the meeting to order at 6:30 p.m.

The following members were present to answer roll call: Mr. Copeland, Mr. Gibson, Mrs. Gilbert, Ms. Glenn, Mrs. Nauman, and Mrs. Popurella. Mrs. Shore was absent.

ROLL CALL

Public hearing to receive public comments on the proposal to sell Working Cash Fund Bonds for the purpose of increasing the working cash fund of the District. All person desiring to be heard would have an opportunity to present written or oral testimony. Superintendent McCracken gave the timeline on the proposed bond issue. The President asked for additional comments from the members of the Board. Additional comments were made by the following: Ms. Glenn. There was no written testimony received. The President asked for oral testimony or any public comments concerning the proposed issuance of the bonds. Mr. David Ward made a statement commending the Board for being good steward of the taxpayers money.

At 6:20 p.m. Ms. Glenn moved and Mrs. Gilbert seconded the motion to adjourn. All ayes, motion carried.

Respectfully submitted.
Pam Ellena, Board Secretary

APPROVED _____	_____
BOARD PRESIDENT	DATE
_____	_____
BOARD SECRETARY	DATE

Putnam County Community Unit School District #535
400 E Silverspoon Ave
Granville, Illinois 61326

Board of Education
Regular Meeting
6:30 p.m., Jan 19, 2016
Media Center Putnam County Primary School

President Mrs. Nauman called the meeting to order at 6:30 p.m.

The meeting continued with the Pledge of Allegiance.

PLEDGE

The following members were present to answer roll call: Mr. Copeland, Mr. Gibson, Mrs. Gilbert, Ms. Glenn, Mrs. Nauman, and Mrs. Popurella. Mrs. Shore was absent.

ROLL CALL

The IL State Scholars were presented to the Board. They are Lauren Bauer, Olivia Lindstrom, Noah Quinones, and Madison Zellmer.

HEARING OF
DELEGATIONS

Jodie Goetz updated the Board on the Mentoring Program. The District has 11 first year teachers.

Dave Ward from North Central Bank talked to the Board about letters of credit instead of bonds for the money the District has on deposit at the bank.

No correspondence.

CORRESPONDENC
E

Mr. Copeland moved and Ms. Glenn seconded the motion to approve the Consent Agenda: Regular and Executive session minutes of December 21, 2015, Treasurer's Report for month of December, Financial Reports for month of December, and bills for month of January. On roll call the members voted as follows: Mr. Copeland, aye; Mr. Gibson, aye; Mrs. Gilbert, aye; Ms. Glenn, aye; Mrs. Nauman, aye; and Mrs. Popurella, aye. Motion carried.

CONSENT AGENDA

The Principals' reports are on BoardBook.

PRINCIPALS'
REPORTS

State Funding – State owes \$247,556.

Investment Update - The next CD will be placed out for bids in March 2016. It is currently invested at North Central Bank and is earning 0.35%.

Transportation Update – Johannes contract is up at end of year. They have asked for an extension.

Superintendent McCracken did the mid-year budget review. Currently we are at 47% of our total budget. Ed fund is 45% of budget, O&M is 55%, and Transportation is 32%.

SUPERINTENDENT
REPORT

No Committee Reports.

BOARD REPORTS

No report.

STUDENT LIAISON
REPORT

Had Bond Hearing tonight. Next month will make decision whether to sell bonds or not.

BOND DISCUSSION

There was 1 FOIA request asking if District had a gifted program.

FOIA REQUESTS

PUTNAM COUNTY BOARD OF EDUCATION

January 19, 2016

Page 2

Mr. Copeland moved and Mr. Gibson seconded the motion to approve the two-year contract extension of 1.5% and 1% with Johannes Bus Company. On roll call the members voted as follows: Mr. Copeland, aye; Mr. Gibson, aye; Mrs. Gilbert, aye; Ms. Glenn, aye; Mrs. Nauman, aye; and Mrs. Popurella, aye. Motion carried.

JOHANNES BUS
CONTRACT
EXTENSION

Due to a recent accident in the high school parking lot, involving two of our students, we have examined ways to make the traffic flow somewhat safer in the parking lot. After consideration by our administrators, we have decided to post a 20 mph speed limit, place reflectors on the pole, and place yield signs at appropriate locations.

HS PARKING LOT
SAFETY

Mrs. Gilbert moved and Mrs. Popurella seconded the motion to approve the renewal of Gorenz and Associates contract for auditing services. On roll call the members voted as follows: Mrs. Gilbert, aye; Ms. Glenn, aye; Mrs. Nauman, aye; Mrs. Popurella, aye; Mr. Copeland, aye; and Mr. Gibson, aye. Motion carried.

GORENZ
CONTRACT

The waste and recycling quotes were tabled.

WASTE AND
RECYCLING

At 7:22 p.m. Ms. Glenn moved and Mr. Copeland seconded the motion to adjourn to executive session for the appointment, employment, compensation, discipline, performance, or dismissal of specific employees of the district. On roll call the members voted as follows: Ms. Glenn, aye; Mrs. Nauman, aye; Mrs. Popurella, aye; Mr. Copeland, aye; Mr. Gibson, aye; and Mrs. Gilbert, aye. Motion carried.

EXECUTIVE
SESSION

At 8:37 p.m. Ms. Glenn moved and Mr. Copeland seconded the motion to return to open session. On roll call the members voted as follows: Ms. Glenn, aye; Mrs. Nauman, aye; Mrs. Popurella, aye; Mr. Copeland, aye; Mr. Gibson, aye; and Mrs. Gilbert, aye. Motion carried.

Mr. Gibson moved and Mrs. Gilbert seconded the motion to hire Morgan Himelick as First Grade Teacher for the remainder of the semester and the position will be posted for next year. On roll call the members voted as follows: Mr. Gibson, aye; Mrs. Gilbert, aye; Ms. Glenn, aye; Mrs. Nauman, aye; Mrs. Popurella, aye; and Mr. Copeland, aye. Motion carried.

PERSONNEL

Mr. Copeland moved and Mrs. Popurella seconded the motion to hire Helen Lenkaitis as HS Spanish Teacher for the 2016-2017 school year. On roll call the members voted as follows: Mr. Copeland, aye; Mr. Gibson, aye; Mrs. Gilbert, aye; Ms. Glenn, aye; Mrs. Nauman, aye; and Mrs. Popurella, aye. Motion carried.

At 8:38 p.m. Ms. Glenn moved and Mr. Copeland seconded the motion to adjourn. All ayes, motion carried.

ADJOURN

Respectfully submitted.
Pamela Ellena, Board Secretary

APPROVED _____
BOARD PRESIDENT DATE

BOARD SECRETARY DATE

Putnam County Community Unit School District No. 535
Granville, Illinois 61326
EXECUTIVE SESSION MINUTES
January 19, 2016

President Mrs. Nauman called the meeting to order at 6:30 p.m.

CALL TO
ORDER

ROLL CALL

The following members were present to answer roll call: Mr. Copeland, Mr. Gibson, Mrs. Gilbert, Ms. Glenn, Mrs. Nauman, and Mrs. Popurella. Mrs. Shore was absent.

EXECUTIVE
SESSION

At 7:22 p.m. Ms. Glenn moved and Mr. Copeland seconded the motion to adjourn to executive session for the appointment, employment, compensation, discipline, performance, or dismissal of specific employees of the district. On roll call the members voted as follows: Ms. Glenn, aye; Mrs. Nauman, aye; Mrs. Popurella, aye; Mr. Copeland, aye; Mr. Gibson, aye; and Mrs. Gilbert, aye. Motion carried.

ITEMS
DISCUSSED

Hires: Morgan Himelick, First Grade Teacher for remainder of school year
Helen Lenkaitis, HS Spanish Teacher for 2016-2017
Superintendent Interviews

RETURN TO
OPEN MEETING

At 8:37 p.m. Ms. Glenn moved and Mr. Copeland seconded the motion to return to open session. On roll call the members voted as follows: Ms. Glenn, aye; Mrs. Nauman, aye; Mrs. Popurella, aye; Mr. Copeland, aye; Mr. Gibson, aye; and Mrs. Gilbert, aye. Motion carried.

BOARD PRESIDENT: _____

DATE: _____

BOARD SECRETARY: _____

DATE: _____

Bills Payable List

Printed: 2/11/2016 3:03 PM
 PUTNAM COUNTY CUSD #535
 Expense on Date: 2/1/2016 to 2/29/2016

Vendor Name	P.O. Number	Description	Batch #	Amount	State Account Number
AFLAC					
		AFLAC-AFTER	999	87.77	10-481
		AFLAC-PRE TAX	97	102.57	10-481
		AFLAC-PRE TAX	97	10.79	20-481
		AFLAC-AFTER	999	87.77	10-481
		AFLAC-PRE TAX	97	102.48	10-481
		AFLAC-PRE TAX	97	10.79	20-481
		AFLAC-PRE TAX	97	0.09	40-481
				\$402.26	
AMEREN ILLINOIS					
		PRIMARY NATURAL GAS	216	420.00	20-2542-465-5
		H S- ELECTRIC SERVICE	216	7,200.08	20-2542-466-2
		PRIMARY-ELECTRIC SERVI	216	6,383.07	20-2542-466-5
		H S-NATURAL GAS SERVICE	216	3,045.98	20-2542-465-2
		H S- ELECTRIC SERVICE	216	40.85	20-2542-466-2
		ELEMENTARY-NATURAL GAS	216	479.93	20-2542-465-4
		ELEMENTARY-ELECTRIC SERVI	216	736.07	20-2542-466-4
		JR HI-NATURAL GAS	216	369.03	20-2542-465-3
		JR HI-ELECTRICAL SERVICE	216	51.75	20-2542-466-3
		JR HI-ELECTRICAL SERVICE	216	225.03	20-2542-466-3
		JR HI-ELECTRICAL SERVICE	216	3,734.02	20-2542-466-3
				\$22,685.81	
AMERICAN CENTRAL INSURANCE S					
		HEALTH CARE EXP FLEX PLAN	999	635.67	10-481
		HEALTH CARE EXP FLEX PLAN	999	535.67	10-481
		DEP DAYCARE EXP FLEX PLAN	999	208.33	10-481
		BOARD DUES/FEEES FEB	216	45.00	10-2310-640-6
		BOARD DUES/FEEES JAN	216	45.00	10-2310-640-6
		BOARD DUES/FEEES MARCH	216	45.00	10-2310-640-6
		DEP DAYCARE EXP FLEX PLAN	999	208.33	10-481
				\$1,723.00	
ARAMARK					
		ALL SCHOOL SERVICES	216	624.46	20-2542-321-1
		ALL SCHOOL SERVICES	216	159.32	20-2542-321-1
		ALL SCHOOL SERVICES	216	79.66	20-2542-321-1
		ALL SCHOOL SERVICES	216	267.62	20-2542-321-1
				\$1,131.06	
ASSETGENIE INC					
		CHROMEBOOK PARTS	216	339.00	10-1112-410-1
		CHROMEBOOK PARTS	216	397.70	10-1112-410-1
				\$736.70	
ASSURANT EMPLOYEE BENEFITS (I					
		DENTAL CERT S	98	155.62	10-481
		DENTAL CERT S	98	0.27	40-481
		DENTAL BP CRT S	98	289.08	10-481
		DENTAL BP CRT S	98	0.48	40-481
		DENTAL CRT F	98	306.17	10-481

Bills Payable List

Printed: 2/11/2016 3:03 PM
 PUTNAM COUNTY CUSD #535
 Expense on Date: 2/1/2016 to 2/29/2016

Vendor Name	P.O. Number	Description	Batch #	Amount	State Account Number
		DENTAL BP CRT F	98	568.65	10-481
		DENTAL CERT S+	98	115.72	10-481
		DENT BP CRT S+	98	214.94	10-481
		DENTAL CERT S	98	155.89	10-481
		DENTAL BP CRT S	98	289.56	10-481
		DENTAL CRT F	98	306.17	10-481
		DENTAL BP CRT F	98	568.65	10-481
		DENTAL CERT S+	98	115.72	10-481
		DENT BP CRT S+	98	214.94	10-481
		DENT ADM BP F	98	154.38	10-481
		DENT ADM BP S	98	15.63	10-481
		DENT ADMIN E+S	98	30.06	10-481
		DENT NC FAMILY	98	118.62	10-481
		DENT NC FAMILY	98	34.22	20-481
		DENT NC FAMILY	98	1.80	80-481
		DENT NC BP FAM	98	87.22	10-481
		DENT NC BP FAM	98	63.55	20-481
		DENT NC BP FAM	98	3.35	80-481
		DENT NC S+ 1	98	30.42	10-481
		DENT BP NC S+ 1	98	29.70	10-481
		DENT NC SINGLE	98	71.11	10-481
		DENT NC SINGLE	98	27.35	20-481
		DENT NC BP SIN	98	132.08	10-481
		DENT NC BP SIN	98	50.80	20-481
		DENT ADM BP F	98	154.38	10-481
		DENT ADM BP S	98	15.63	10-481
		DENT ADMIN E+S	98	30.06	10-481
		DENT NC FAMILY	98	118.62	10-481
		DENT NC FAMILY	98	34.22	20-481
		DENT NC FAMILY	98	1.80	80-481
		DENT NC BP FAM	98	87.22	10-481
		DENT NC BP FAM	98	63.55	20-481
		DENT NC BP FAM	98	3.35	80-481
		DENT NC S+ 1	98	30.42	10-481
		DENT BP NC S+ 1	98	29.70	10-481
		DENT NC SINGLE	98	71.11	10-481
		DENT NC SINGLE	98	27.35	20-481
		DENT NC BP SIN	98	132.08	10-481
		DENT NC BP SIN	98	50.80	20-481
				<u>\$5,002.44</u>	
ASSURANT EMPLOYEE BENEFITS (I					
		LIFE ADM BP	98	20.00	10-481
		LIFE SUPT BP 2	98	4.00	10-481
		LIFE ADM BP	98	20.00	10-481
		LIFE SUPT BP 2	98	4.00	10-481
		LIFE CERT	98	83.80	10-481
		LIFE CERT BP	98	155.64	10-481
		LIFE NC	98	22.04	10-481

Bills Payable List

Printed: 2/11/2016 3:03 PM
 PUTNAM COUNTY CUSD #535
 Expense on Date: 2/1/2016 to 2/29/2016

Vendor Name	P.O. Number	Description	Batch #	Amount	State Account Number
		LIFE NC	98	5.46	20-481
		LIFE NC	98	0.14	80-481
		LIFE NC BP	98	40.93	10-481
		LIFE NC BP	98	10.14	20-481
		LIFE NC BP	98	0.26	80-481
		LIFE NC	98	0.14	80-481
		LIFE NC BP	98	46.13	10-481
		LIFE NC BP	98	10.14	20-481
		LIFE NC BP	98	0.26	80-481
		LIFE CERT	98	83.74	10-481
		LIFE CERT	98	0.06	40-481
		LIFE CERT BP	98	155.52	10-481
		LIFE CERT BP	98	0.12	40-481
		LIFE NC	98	24.84	10-481
		LIFE NC	98	5.46	20-481
				<u>\$692.82</u>	
ASSURANT EMPLOYEE BENEFITS (1					
		VISION EMP	98	133.25	10-481
		VISION EMP	98	15.99	20-481
		VISION EMP	98	0.41	80-481
		VISION E+S	98	122.85	10-481
		VISION E+C	98	27.03	10-481
		VISION E+C	98	9.01	20-481
		VISION FAMILY	98	144.21	10-481
		VISION EMP	98	141.26	10-481
		VISION EMP	98	15.99	20-481
		VISION EMP	98	0.19	40-481
		VISION EMP	98	0.41	80-481
		VISION E+S	98	122.85	10-481
		VISION E+C	98	27.03	10-481
		VISION E+C	98	9.01	20-481
		VISION FAMILY	98	144.21	10-481
				<u>\$913.70</u>	
ASSURANT EMPLOYEE BENEFITS (1					
		LIFE VOL	27	205.67	10-481
		LIFE VOL	27	9.31	20-481
		LIFE VOL	27	1.03	80-481
		LIFE VOL	10	244.12	10-481
		LIFE VOL	10	9.31	20-481
		LIFE VOL	10	0.03	40-481
		LIFE VOL	10	1.03	80-481
				<u>\$470.50</u>	
AUGSPOLS, ANGIE					
		H S-ATHLETIC TRAVEL	216	97.44	10-1501-332-2
		HS-SUPPLIES	216	21.65	10-1113-410-2
				<u>\$119.09</u>	
BATTERIES & THINGS					
		LEASE FD TECH SUPPLY	216	27.58	10-1112-410-1

Bills Payable List

Printed: 2/11/2016 3:03 PM
 PUTNAM COUNTY CUSD #535
 Expense on Date: 2/1/2016 to 2/29/2016

Vendor Name	P.O. Number	Description	Batch #	Amount	State Account Number
				<u>\$27.58</u>	
BRASHEAR, GARY					
		IND ARTS-SUPPLIES	216	134.23	10-1402-410-2
		IND ARTS-SUPPLIES	216	65.97	10-1402-410-2
		IND ARTS-SUPPLIES	216	22.24	10-1402-410-2
				<u>\$222.44</u>	
BROOKES PUBLISHING CO					
	53117	ECE COMM SUPP	216	56.45	10-1125-412-1
				<u>\$56.45</u>	
CAROLINA BIO SUPPLY					
	25047	HS-SUPPLIES	216	106.50	10-1113-410-2
	25047	HS-SUPPLIES	216	15.50	10-1113-410-2
	25047	HS-SUPPLIES	216	297.70	10-1113-410-2
				<u>\$419.70</u>	
CENTERPOINT ENERGY SERVICES 					
		H S-NATURAL GAS SERVICE	216	2,268.94	20-2542-465-2
		JR HI-NATURAL GAS	216	660.38	20-2542-465-3
		ELEMENTARY-NATURAL GAS	216	792.88	20-2542-465-4
		PRIMARY NATURAL GAS	216	877.68	20-2542-465-5
				<u>\$4,599.88</u>	
CEREBELLUM CORP					
	33280	JH MEDIA-AV	216	16.99	10-2220-430-3
				<u>\$16.99</u>	
CHANEY ELECTRONICS INC					
	25026	IND ARTS-SUPPLIES	216	158.30	10-1402-410-2
				<u>\$158.30</u>	
CHILDRENS HOME ASSOC OF ILLIN					
		KIEFER SCHOOL	216	4,158.20	10-1912-670-1
		ACADEMY FOR AUTISM	216	4,237.92	10-1912-670-1
				<u>\$8,396.12</u>	
CIONI FORD, AL					
		DRIVERS ED R/M	216	83.80	10-1700-323-2
				<u>\$83.80</u>	
CONNOR CO					
		PRIMARY BLDG SUPPLY	216	360.47	20-2542-410-5
				<u>\$360.47</u>	
CONSTRUCTIVE PLAYTHINGS					
	51030	PRIMARY-SUPPLIES	216	54.89	10-1111-410-5
				<u>\$54.89</u>	
CULLIGAN TRI CO SALES					
		ALL SCHOOL SERVICES	216	106.00	20-2542-321-1
				<u>\$106.00</u>	
DAVIS, ANNETTE E					
		HEARING IMP-TRAVEL	216	43.01	10-1207-332-1
		MEDIA PROG-TRAVEL	216	87.81	10-2220-332-1

Bills Payable List

Printed: 2/11/2016 3:03 PM
 PUTNAM COUNTY CUSD #535
 Expense on Date: 2/1/2016 to 2/29/2016

Vendor Name	P.O. Number	Description	Batch #	Amount	State Account Number
				<u>\$130.82</u>	
DEMCO INC.					
	53125	PRIMARY MEDIA-AV	216	159.27	10-2220-430-5
	53125	PRIMARY MEDIA SUPP	216	257.34	10-2220-410-5
				<u>\$416.61</u>	
DIDAX INC					
	53136	PRIMARY-SUPPLIES	216	73.85	10-1111-410-5
				<u>\$73.85</u>	
EDENS, MICHELLE					
		ECE INST SUP 1-6	216	11.16	10-1125-410-1
				<u>\$11.16</u>	
ELLENA, PAMELA					
		SUPT OFFICE-TRAVEL	216	39.20	10-2320-332-1
				<u>\$39.20</u>	
FICEK ELECTRIC & COMM					
		JR HI BLDG. REP/ MAINT	216	115.00	20-2542-323-3
				<u>\$115.00</u>	
FIRST CHOICE MED EQUIPMENT					
		MEDICAID	216	440.00	10-1220-411-11
				<u>\$440.00</u>	
FREE SPIRIT PUBLISHING					
	53118	ECE COMM SUPP	216	79.59	10-1125-412-1
				<u>\$79.59</u>	
FRONTIER					
		SUPT-TELEPHONE	216	128.64	20-2542-340-1
		ELEM-TELEPHONE	216	132.01	20-2542-340-4
		H S - TELEPHONE SERVICE	216	86.61	20-2542-340-2
				<u>\$347.26</u>	
GIBSON, JIM					
		BOARD OF ED/TRAVEL	216	22.73	10-2310-332-6
				<u>\$22.73</u>	
GOSLIN, VANESSA					
		H S TRAVEL	216	89.60	10-1113-332-2
		JR HI-TRAVEL	216	89.60	10-1112-332-3
		HS-SUPPLIES	216	32.55	10-1113-410-2
				<u>\$211.75</u>	
GRAINGER					
		ELEMENTARY-BLDG SUPPLIES	216	757.82	20-2542-410-4
		PRIMARY BLDG SUPPLY	216	9.79	20-2542-410-5
				<u>\$767.61</u>	
GRAPHIC ELECTRONICS					
		H S ATHLETIC-AWARDS	216	687.25	10-1501-487-2
		JR HI ATHLETIC AWARDS	216	30.50	10-1501-487-3
		HS-SUPPLIES	216	5.50	10-1113-410-2
				<u>\$723.25</u>	
GRASSERS					

Bills Payable List

Printed: 2/11/2016 3:03 PM

PUTNAM COUNTY CUSD #535

Expense on Date: 2/1/2016 to 2/29/2016

Vendor Name	P.O. Number	Description	Batch #	Amount	State Account Number
		HIGH SCHOOL-BLDG SUPPLIE	216	7.49	20-2542-410-2
		JR HI BLDG. REP/ MAINT	216	79.00	20-2542-323-3
		JR HI-BUILDING SUPPLIES	216	1,629.51	20-2542-410-3
				\$1,716.00	
HEALTH ALLIANCE MEDICAL PLAN:					
		HLTH CRT S	98	1,108.60	10-481
		HLTH CRT S	98	1.38	40-481
		HLTH BP CRT S	98	10,068.55	10-481
		HLTH BP CRT S	98	12.47	40-481
		HLTH CRT F	98	2,625.01	10-481
		HLTH BP CRT F	98	2,576.49	10-481
		HLTH CRT E + S	98	1,441.26	10-481
		HLTH BP CRTE+S	98	2,341.74	10-481
		HLTH BP ADM S	98	294.50	10-481
		HLTH NC F	98	442.37	10-481
		HLTH BP NC F	98	473.63	10-481
		HLTH NC S	98	730.25	10-481
		HLTH NC S	98	172.34	20-481
		HLTH NC S	98	2.92	80-481
		HLTH BP NC S	98	6,632.25	10-481
		HLTH BP NC S	98	1,565.21	20-481
		HLTH BP NC S	98	26.53	80-481
		HLTH BP EMP+C	98	348.63	20-481
		HLTH CRT S	98	1,080.77	10-481
		HLTH BP CRT S	98	9,815.73	10-481
		HLTH CRT F	98	1,769.48	10-481
		HLTH BP CRT F	98	1,894.52	10-481
		HLTH CRT E + S	98	1,441.26	10-481
		HLTH BP CRTE+S	98	2,341.74	10-481
		HLTH BP ADM S	98	294.50	10-481
		HLTH NC F	98	442.37	10-481
		HLTH BP NC F	98	473.63	10-481
		HLTH NC S	98	730.25	10-481
		HLTH NC S	98	172.34	20-481
		HLTH NC S	98	2.92	80-481
		HLTH BP NC S	98	6,632.25	10-481
		HLTH BP NC S	98	1,565.21	20-481
		HLTH BP NC S	98	26.53	80-481
		HLTH BP EMP+C	98	348.63	20-481
		HLTH E + C	98	1,224.35	10-481
		HLTH BP E + C	98	1,743.15	10-481
		HLTH E + C	98	244.87	20-481
		HLTH ADM BP F	98	2,748.00	10-481
		HLTH ADMIN E+S	98	630.50	10-481
		HLTH E + C	98	1,224.35	10-481
		HLTH BP E + C	98	1,743.15	10-481
		HLTH E + C	98	244.87	20-481
		HLTH ADM BP F	98	2,748.00	10-481

Bills Payable List

Printed: 2/11/2016 3:03 PM
 PUTNAM COUNTY CUSD #535
 Expense on Date: 2/1/2016 to 2/29/2016

Vendor Name	P.O. Number	Description	Batch #	Amount	State Account Number
		HLTH ADMIN E+S	98	630.50	10-481
				<u>\$73,078.00</u>	
HEGGEN, JOHN		TRANSP - YB SUPPLY GAS	216	75.65	40-2550-411-1
				<u>\$75.65</u>	
HENNEPIN BLDG IMPREST		HENN ELEM-TEXT	216	180.00	10-1110-420-4
		MEDICAID	216	20.00	10-1220-411-11
		TITLE IIA TRAVEL	216	330.00	10-1110-332-42
		PRINC OFFICE-POSTAGE	216	10.25	10-2410-341-1
		TITLE I 7-5	216	350.00	10-1250-332-36
				<u>\$890.25</u>	
HENNEPIN BOAT STORE LLC.		H S ATHLETIC-AWARDS	216	84.00	10-1501-487-2
				<u>\$84.00</u>	
HENNEPIN WATER DISTRICT		ELEM-WATER	216	75.66	20-2542-322-4
		ELEM-WATER	216	177.12	20-2542-322-4
				<u>\$252.78</u>	
HIGH SCHOOL IMPREST		HS ATH DUES/FEES	216	400.00	10-1501-640-2
		HS ATHL OFFICIALS	216	1,193.00	10-1501-319-2
		H S-ATHLETIC TRAVEL	216	125.00	10-1501-332-2
		PRINC OFFICE-POSTAGE	216	177.02	10-2410-341-1
		ATHLETIC WRKRS-HS	216	100.00	10-1501-320-2
				<u>\$1,995.02</u>	
HINCKLEY SPRING WATER CO		SUPT OFFICE-SUPPLIES	216	12.75	10-2320-410-1
				<u>\$12.75</u>	
H-O-H WATER TECHNOLOGY INC		HIGH SCHOOL-BLDG SUPPLIE	216	82.21	20-2542-410-2
		JR HI-BUILDING SUPPLIES	216	82.19	20-2542-410-3
		PRIMARY BLDG SUPPLY	216	82.19	20-2542-410-5
				<u>\$246.59</u>	
HOUGHTON MIFFLIN COMPANY	43450	HENN ELEM-TEXT	216	155.00	10-1110-420-4
				<u>\$155.00</u>	
HULSTROM, NATALIE		MUSIC TRAVEL	216	115.36	10-1115-332-1
				<u>\$115.36</u>	
IL MUSIC THERAPY SERVICES		ECE PROF SVCS	216	130.00	10-1125-320-26
		ECE PROF SVCS	216	130.00	10-1125-320-26
				<u>\$260.00</u>	
IL STATE POLICE		BOARD DUES/FEES	216	29.75	10-2310-640-6

Bills Payable List

Printed: 2/11/2016 3:03 PM
 PUTNAM COUNTY CUSD #535
 Expense on Date: 2/1/2016 to 2/29/2016

Vendor Name	P.O. Number	Description	Batch #	Amount	State Account Number
				<u>\$29.75</u>	
IL VALLEY CELLULAR					
		ALL SCHOOL SERVICES	216	213.34	20-2542-321-1
				<u>\$213.34</u>	
IL VALLEY WASTE SERVICES					
		ALL SCHOOL SERVICES	216	593.49	20-2542-321-1
		ALL SCHOOL SERVICES	216	394.90	20-2542-321-1
				<u>\$988.39</u>	
IL VIRTUAL SCHOOL					
		CREDIT RECOVERY ANDRACKE	216	70.00	10-1113-470-1
		CREDIT RECOVERY ANDRACKE	216	140.00	10-1113-470-1
				<u>\$210.00</u>	
IVCC					
		HS BLDG TRAVEL	216	303.00	20-2542-332-2
				<u>\$303.00</u>	
IX CONTROLS					
		H S-BUILDING REPAIRS/MAI	216	685.00	20-2542-323-2
		HIGH SCHOOL-BLDG SUPPLIE	216	299.75	20-2542-410-2
				<u>\$984.75</u>	
JACQUE URNIKIS DBA/					
		ELEMENTARY-BLDG REPAIR	216	85.00	20-2542-323-4
				<u>\$85.00</u>	
JOHANNES BUS SERVICE INC.					
		CONTRACT REG	216	41,723.35	40-2550-325-1
		CONTRACT SERVICE-SP ED R	216	17,265.06	40-2550-326-1
		CONTRACT SERVICE-AV	216	1,699.49	40-2550-327-1
		CONTRACT ECE ROUTES	216	9,846.74	40-2550-331-1
		CONTRACT-EX CURRIC	216	6,972.83	40-2550-328-1
		MEDICAID	216	141.40	10-1220-411-11
				<u>\$77,648.87</u>	
JUDD CONSTRUCTION INC					
		ELEMENTARY-BLDG REPAIR	216	145.00	20-2542-323-4
		JR HI BLDG. REP/ MAINT	216	145.00	20-2542-323-3
				<u>\$290.00</u>	
JUNIOR HIGH IMPREST					
		MUSIC REPAIRS	216	109.20	10-1115-323-1
		JH ATHL DUES/FEES	216	175.00	10-1501-640-3
		JH ATHL OFFICIALS	216	1,040.00	10-1501-319-3
				<u>\$1,324.20</u>	
JUNIOR LIBRARY GUILD					
25065		HS MEDIA BOOKS	216	240.00	10-2220-411-2
				<u>\$240.00</u>	
KAMAN INDUSTRIAL TECHNOLOGIE					
		JR HI-BUILDING SUPPLIES	216	2,092.20	20-2542-410-3
		HIGH SCHOOL-BLDG SUPPLIE	216	129.35	20-2542-410-2
				<u>\$2,221.55</u>	

Bills Payable List

Printed: 2/11/2016 3:03 PM
 PUTNAM COUNTY CUSD #535
 Expense on Date: 2/1/2016 to 2/29/2016

Vendor Name	P.O. Number	Description	Batch #	Amount	State Account Number
KIDDER MUSIC SERVICE INC					
		MUSIC TEXTS-JH	216	40.84	10-1115-420-3
				<u>\$40.84</u>	
KOOLMASTER CO, INC					
		H S-BUILDING REPAIRS/MAI	216	336.05	20-2542-323-2
				<u>\$336.05</u>	
LANTER DISTRIBUTING LLC					
		HENN-CAFE FOOD	216	45.00	10-2560-410-4
		JR HI-CAFE FOOD	216	51.08	10-2560-410-3
		HIGH SCHOOL- FOOD	216	77.34	10-2560-410-2
				<u>\$173.42</u>	
LASALLE PERU AREA CAREER CEN					
		A V VOCATIONAL SCHOOL	216	16,875.00	10-4240-670-2
				<u>\$16,875.00</u>	
LASALLE, MARSHALL, PUTNAM CO					
		UNITEDSTREAMING	216	2,250.00	10-1113-470-1
				<u>\$2,250.00</u>	
LEASE					
		TITLE I 7-5	216	230.00	10-1250-332-36
				<u>\$230.00</u>	
LIGHTED WAY ASSOCIATION I					
		LIGHTEDWAY/PEORIA	216	7,185.42	10-1912-670-1
				<u>\$7,185.42</u>	
LOCKER ROOM					
		H S ATHLETIC-SUPPLIES	216	163.00	10-1501-410-2
		JR HI-ATHLETIC SUPPLIES	216	421.30	10-1501-410-3
				<u>\$584.30</u>	
LOUIS, WENDY					
		MEDICAID	216	30.45	10-1220-411-11
		MEDICAID	216	40.16	10-1220-411-11
		MEDICAID	216	20.20	10-1220-411-11
				<u>\$90.81</u>	
MACKIN EDUCATIONAL RESOURCE					
33286		15-16 PCEF READING GRANT	216	202.08	10-2310-411-6
33286		15-16 PCEF READING GRANT	216	325.79	10-2310-411-6
53126		PRIM MEDIA BOOKS	216	616.98	10-2220-411-5
53126		PCEF READING GRANT 15-16	216	604.64	10-2310-411-6
				<u>\$1,749.49</u>	
MAIN, KATHERINE					
		NURSE-SUPPLIES	216	9.98	10-2134-410-1
				<u>\$9.98</u>	
MARCO INC					
		HEN R/M/COPIERS	91	399.15	10-1110-323-4
		PRIMARY R/M /COPIER	91	399.15	10-1111-323-5
		JH R/M/COPIER	91	399.16	10-1112-323-3
		HS R/M / COPIER	91	399.16	10-1113-323-2

Bills Payable List

Printed: 2/11/2016 3:03 PM
 PUTNAM COUNTY CUSD #535
 Expense on Date: 2/1/2016 to 2/29/2016

Vendor Name	P.O. Number	Description	Batch #	Amount	State Account Number
		SUP COPY MACHINE	91	399.16	10-2320-323-1
		CROSS CAT R/M COPIER	91	78.85	10-1220-323-1
				<u>\$2,074.63</u>	
MARK KARLOSKY CONSULTING					
		TECH R/M	216	298.75	10-2226-323-1
		LEASE FD TECH SUPPLY	216	3,874.61	10-1112-410-1
		LEASE FD TECH SUPPLY	216	159.99	10-1112-410-1
		TECH R/M	216	152.50	10-2226-323-1
		LEASE FD TECH SUPPLY	216	53.88	10-1112-410-1
		LEASE FD TECH SUPPLY	216	2,770.42	10-1112-410-1
		TECH R/M	216	325.40	10-2226-323-1
		TECH R/M	216	347.50	10-2226-323-1
				<u>\$7,983.05</u>	
MCNABB TELEPHONE COMPANY					
		SUPT-TELEPHONE	216	102.69	20-2542-340-1
		H S - TELEPHONE SERVICE	216	440.10	20-2542-340-2
		JR HI-TELEPHONE SERVICE	216	513.45	20-2542-340-3
		ELEM-TELEPHONE	216	205.38	20-2542-340-4
		PRIMARY-TELEPHONE SERV	216	205.38	20-2542-340-5
				<u>\$1,467.00</u>	
MEDIACOM					
		MEDIACOM-GRANVILLE	91	305.90	10-2190-323-1
		MEDIACOM HENNEPIN	91	198.40	10-2190-323-1
				<u>\$504.30</u>	
MENARDS PERU					
		HIGH SCHOOL-BLDG SUPPLIE	216	196.50	20-2542-410-2
		ELEMENTARY-BLDG SUPPLIES	216	59.76	20-2542-410-4
		PRIMARY BLDG SUPPLY	216	1.88	20-2542-410-5
		HIGH SCHOOL-BLDG SUPPLIE	216	15.76	20-2542-410-2
		HIGH SCHOOL-BLDG SUPPLIE	216	96.74	20-2542-410-2
		JR HI-BUILDING SUPPLIES	216	212.08	20-2542-410-3
		ELEMENTARY-BLDG SUPPLIES	216	212.09	20-2542-410-4
		HIGH SCHOOL-BLDG SUPPLIE	216	40.66	20-2542-410-2
		ELEMENTARY-BLDG SUPPLIES	216	84.14	20-2542-410-4
		PRIMARY BLDG SUPPLY	216	9.99	20-2542-410-5
		HIGH SCHOOL-BLDG SUPPLIE	216	528.83	20-2542-410-2
				<u>\$1,458.43</u>	
MEYER, COREY					
		H S TRAVEL	216	22.40	10-1113-332-2
				<u>\$22.40</u>	
MUSIC SHOPPE, INC.					
		MUSIC SUPPLY-HS	216	47.40	10-1115-410-2
				<u>\$47.40</u>	
N C I M D					
		PRIMARY CAFE FOOD	216	1,249.09	10-2560-410-5
		HENN-CAFE FOOD	216	969.23	10-2560-410-4
		JR HI-CAFE FOOD	216	874.61	10-2560-410-3

Bills Payable List

Printed: 2/11/2016 3:03 PM
 PUTNAM COUNTY CUSD #535
 Expense on Date: 2/1/2016 to 2/29/2016

Vendor Name	P.O. Number	Description	Batch #	Amount	State Account Number
		HIGH SCHOOL- FOOD	216	1,217.59	10-2560-410-2
				<u>\$4,310.52</u>	
NAUMAN, vICKY					
		BOARD OF ED/TRAVEL	216	114.63	10-2310-332-6
				<u>\$114.63</u>	
NCPERS GROUP LIFE INS.					
		NCPERS INSURANCE	999	56.00	10-481
		NCPERS INSURANCE	999	8.00	20-481
		NCPERS INSURANCE	999	72.00	10-481
		NCPERS INSURANCE	999	8.00	20-481
				<u>\$144.00</u>	
NETWORK BUSINESS SYSTEMS INC					
		LEASE FD-MAXIIS	91	200.00	10-2190-323-1
				<u>\$200.00</u>	
NEWSOME, CHRIS					
		TECH-TRAVEL	216	333.20	10-2226-332-1
				<u>\$333.20</u>	
NORTH CENTRAL BANK					
		BOARD SUPPLIES	216	43.45	10-2310-410-6
		BOARD SUPPLIES	216	83.38	10-2310-410-6
		SUPT OFFICE-SUPPLIES	216	11.90	10-2320-410-1
		BOARD SUPPLIES	216	62.48	10-2310-410-6
		APC BACK-UPS	216	19.67	10-1112-410-1
		LCD SCREEN	216	59.99	10-1112-410-1
		LCD MONITORS	216	339.98	10-1112-410-1
		TECH SUPPLIES	216	162.53	10-1112-410-1
		JR HI BLDG. REP/ MAINT	216	194.00	20-2542-323-3
		H S-ATHLETIC TRAVEL	216	180.00	10-1501-332-2
		PRINC OFFICE-POSTAGE	216	302.65	10-2410-341-1
		VOC AG SUPPLIES	216	308.25	10-1401-410-2
		BOARD SUPPLIES	216	42.91	10-2310-410-6
		F/C SCIENCE SUPPLY	216	133.11	10-1113-412-2
				<u>\$1,944.30</u>	
ORKIN EXTERMINATING CO IN					
		ALL SCHOOL SERVICES	216	213.79	20-2542-321-1
		ALL SCHOOL SERVICES	216	53.00	20-2542-321-1
				<u>\$266.79</u>	
PC HISTORICAL SOCIETY					
		EPIC SUPPLIES	216	330.00	10-2210-410-1
				<u>\$330.00</u>	
PCCU (NEC)					
		NEC-ADMIN/10 MONTH	98	183.22	10-481
		NEC 24/20	98	1,095.73	10-481
		DED NEC	98	52.06	10-481
		NEC-ADMIN/10 MONTH	98	183.22	10-481
		NEC 24/20	98	1,105.02	10-481
		NEC 24/20	98	0.67	40-481

Bills Payable List

Printed: 2/11/2016 3:03 PM
 PUTNAM COUNTY CUSD #535
 Expense on Date: 2/1/2016 to 2/29/2016

Vendor Name	P.O. Number	Description	Batch #	Amount	State Account Number
				<u>\$2,619.92</u>	
PEARSON EDUCATION					
		MEDICAID	216	821.73	10-1220-411-11
		MEDICAID	216	(821.73)	10-1220-411-11
		MEDICAID	216	(1,051.41)	10-1220-411-11
		MEDICAID	216	(137.82)	10-1220-411-11
		MEDICAID	216	1,370.79	10-1220-411-11
		EPIC SUPPLIES	216	30.00	10-2210-410-1
				<u>\$211.56</u>	
PENSERV PLAN SERVICES INC					
		PENSERV PLAN SERVICES	999	4,723.45	10-481
		PENSERV PLAN SERVICES	999	50.00	20-481
		BOARD DUES/FEES	216	1,100.00	10-2310-640-6
		PENSERV PLAN SERVICES	999	4,835.88	10-481
		PENSERV PLAN SERVICES	999	50.00	20-481
		PENSERV PLAN SERVICES	999	2.57	40-481
				<u>\$10,761.90</u>	
PEPPER & SON, JW					
	51028	MUSIC SUPPLY-PRIM	216	100.98	10-1115-410-5
				<u>\$100.98</u>	
PERFORMANCE FOOD SERVICE					
		ECE FOOD SUPP	216	506.77	10-1125-411-1
		HENN-CAFE FOOD	216	3,860.69	10-2560-410-4
		HEN BREAKFAST	216	822.02	10-2560-410-1-4
		HENN ELEM-CAFE MISC SUPP	216	89.36	10-2560-490-4
		JR HI-CAFE FOOD	216	3,896.28	10-2560-410-3
		JH BREAKFAST	216	343.47	10-2560-410
		JR HI-CAFE MISC SUPPLIES	216	40.59	10-2560-490-3
		PRIMARY CAFE FOOD	216	3,382.45	10-2560-410-5
		PRIMARY BREAKFAST	216	469.04	10-2560-410-1-5
		PRIMARY MISC SUPPLY	216	47.88	10-2560-490-5
		PRIMARY BLDG SUPPLY	216	9.20	20-2542-410-5
		HIGH SCHOOL- FOOD	216	5,832.31	10-2560-410-2
		HS BREAKFAST	216	614.01	10-2560-410-1-2
		H S-CAFE MISC SUPPLIES	216	194.91	10-2560-490-2
				<u>\$20,108.98</u>	
PERMA- BOUND					
	24931	PCEF 15-16 READING GRANT	216	76.03	10-2310-411-6
	33285	PCEF READING GRANT 15-16	216	138.78	10-2310-411-6
	43420	PCEF 15-16 READING GRANT	216	161.11	10-2310-411-6
				<u>\$375.92</u>	
PERRY MEMORIAL HOSPITAL					
		STUDENT DRUG TESTING	216	1,172.00	10-2310-390-6
				<u>\$1,172.00</u>	
PESI INC					
		CROSS CAT-TRAVEL	216	251.96	10-1220-332-1
				<u>\$251.96</u>	

Bills Payable List

Printed: 2/11/2016 3:03 PM
 PUTNAM COUNTY CUSD #535
 Expense on Date: 2/1/2016 to 2/29/2016

Vendor Name	P.O. Number	Description	Batch #	Amount	State Account Number
PETERSON, ROBERT					
		PRINC OFFICE-TRAVEL	216	148.40	10-2410-332-1
				<u>\$148.40</u>	
PRIMARY IMPREST					
		PRINC OFFICE-TRAVEL	216	100.00	10-2410-332-1
		NURSE-TRAVEL	216	70.00	10-2134-332-1
				<u>\$170.00</u>	
PUT CO PCEA/IEA DUES					
		NON-CERT DUES	98	37.38	20-481
		NON-CERT DUES	98	0.35	40-481
		NON-CERT DUES	98	592.39	10-481
		NON-CERT DUES	98	37.38	20-481
		IEA CERT DUES	98	2,263.27	10-481
		NON-CERT DUES	98	592.04	10-481
		IEA CERT DUES	98	2,262.52	10-481
		IEA CERT DUES	98	1.58	40-481
				<u>\$5,786.91</u>	
PUT CO SCHOOL (FED TRS)					
		TITLE I FED TRS	216	1,848.56	10-1250-210-36
				<u>\$1,848.56</u>	
PUT CO SCHOOL (TRS HEALTH)					
		THIS ADMIN/10 MONTH	98	535.35	10-481
		THIS P24/T20	98	3,173.48	10-481
		THIS P24/T20	98	1.93	40-481
		THIS ADMIN/10 MONTH	98	535.35	10-481
		THIS P24/T20	98	3,146.49	10-481
		WALTER TAYLOR INS	95	488.53	10-1110-222-4
		RINGENBERG INS	95	145.48	10-1111-222-5
		SCHMIDT KEENER INS	95	290.96	10-1113-222-2
		DED THIS	98	130.21	10-481
				<u>\$8,447.78</u>	
PUT CO SCHOOL (TRS)					
		TRS ADM/10 MONTH	98	2,970.36	10-481
		TRS P24/T20	98	17,488.47	10-481
		TRS ADM/10 MONTH	98	2,970.35	10-481
		DED TRS	98	692.60	10-481
		TRS P24/T20	98	17,638.39	10-481
		TRS P24/T20	98	10.69	40-481
				<u>\$41,770.86</u>	
PUT CO SCHOOLS					
		IM IMRF	98	31.29	10-481
		IM IMRF	98	1,710.45	10-481
		IM IMRF	98	579.68	20-481
		IM IMRF	98	10.73	80-481
		IMRFBRD SHARE	98	4,145.36	50-481
		IMRFBRD SHARE	98	1,379.60	50-481
		IMRFBRD SHARE	98	25.55	50-481

Bills Payable List

Printed: 2/11/2016 3:03 PM
 PUTNAM COUNTY CUSD #535
 Expense on Date: 2/1/2016 to 2/29/2016

Vendor Name	P.O. Number	Description	Batch #	Amount	State Account Number
		IM IMRF	98	31.29	10-481
		IM IMRF	98	1,947.70	10-481
		IM IMRF	98	697.39	20-481
		IM IMRF	98	62.71	40-481
		IM IMRF	98	10.73	80-481
		IMRFBRD SHARE	98	4,710.08	50-481
		IMRFBRD SHARE	98	1,659.80	50-481
		IMRFBRD SHARE	98	149.25	50-481
		IMRFBRD SHARE	98	25.55	50-481
				<u>\$17,177.16</u>	
PUTNAM CO COMM UNIT (IL)					
		IL State Tax	99	7,040.10	10-481
		IL State Tax	99	417.96	20-481
		IL State Tax	99	7.01	80-481
		IL State Tax	99	7,884.72	10-481
		IL State Tax	99	511.67	20-481
		IL State Tax	99	146.95	40-481
		IL State Tax	99	7.01	80-481
				<u>\$16,015.42</u>	
PUTNAM CO SD FIT					
		Federal Tax 2016	99	21,391.35	10-481
		Federal Tax 2016	99	1,305.11	20-481
		Federal Tax 2016	99	14.07	80-481
		Federal Tax 2016	99	23,322.14	10-481
		Federal Tax 2016	99	1,845.29	20-481
		Federal Tax 2016	99	382.11	40-481
		Federal Tax 2016	99	14.07	80-481
				<u>\$48,274.14</u>	
PUTNAM CO SD MEDICARE					
		MEDICARE (CERT)	99	2,267.88	10-481
		MEDICARE (BRD PD)	99	2,267.88	50-481
		MEDICARE (CERT)	99	2,411.40	10-481
		MEDICARE (CERT)	99	1.21	40-481
		MEDICARE (BRD PD)	99	2,411.40	50-481
		MEDICARE (BRD PD)	99	1.21	50-481
				<u>\$9,360.98</u>	
PUTNAM COUNTY SD FICA					
		MATCHING FICA	99	2,835.78	50-481
		MATCHING FICA	99	946.05	50-481
		MATCHING FICA	99	17.86	50-481
		FICA 2016	99	2,835.78	10-481
		FICA 2016	99	946.05	20-481
		FICA 2016	99	17.86	80-481
		MATCHING FICA	99	4,002.12	50-481
		MATCHING FICA	99	1,146.19	50-481
		MATCHING FICA	99	299.02	50-481
		MATCHING FICA	99	17.86	50-481
		FICA 2016	99	4,002.12	10-481

Bills Payable List

Printed: 2/11/2016 3:03 PM
 PUTNAM COUNTY CUSD #535
 Expense on Date: 2/1/2016 to 2/29/2016

Vendor Name	P.O. Number	Description	Batch #	Amount	State Account Number
		FICA 2016	99	1,146.19	20-481
		FICA 2016	99	299.02	40-481
		FICA 2016	99	17.86	80-481
				<u>\$18,529.76</u>	
QUILL					
	25074	SPRING PLAY	216	189.92	10-1540-410-1
	66305	PRIMARY BLDG SUPPLY	216	45.98	20-2542-410-5
				<u>\$235.90</u>	
REPUBLIC SERVICES #366					
		ALL SCHOOL SERVICES	216	807.69	20-2542-321-1
				<u>\$807.69</u>	
RIVER VALLEY MECHANICAL SERVI					
		PRIMARY REPAIR/MAI	216	230.00	20-2542-323-5
				<u>\$230.00</u>	
ROBBINS SCHWARTZ NICHOLAS					
		LEGAL FEES	216	3,604.38	80-2369-318-1
				<u>\$3,604.38</u>	
ROYAL PUBLISHING					
		INFO SERV-ADVERTISING	216	225.00	10-2630-350-1
				<u>\$225.00</u>	
SCHENNUM, JANET					
		CROSS CAT DIR TRAVEL	216	200.48	10-1220-333-1
				<u>\$200.48</u>	
SCHLATWEILER, ASHLIE					
		MUSIC TRAVEL	216	114.24	10-1115-332-1
		MUSIC TRAVEL	216	5.90	10-1115-332-1
				<u>\$120.14</u>	
SCHOOL SPECIALTY					
		PRIMARY-SUPPLIES	216	(4.10)	10-1111-410-5
	43446	TITLE I 1-6	216	40.99	10-1250-410-36
	51027	PRIMARY-SUPPLIES	216	98.53	10-1111-410-5
	53113	ECE COMM SUPP	216	47.78	10-1125-412-1
				<u>\$183.20</u>	
SPECIALIZED DATA SYSTEMS					
		DATA PROCESSING-SUPPLIES	216	27.35	10-2660-410-1
				<u>\$27.35</u>	
SPRINGFIELD ELECTRIC SUPPLY					
		PRIMARY BLDG SUPPLY	216	47.92	20-2542-410-5
		ELEMENTARY-BLDG SUPPLIES	216	36.74	20-2542-410-4
				<u>\$84.66</u>	
STAPLES CREDIT PLAN					
		LEASE FD TECH SUPPLY	216	216.24	10-1112-410-1
		LEASE FD TECH SUPPLY	216	84.99	10-1112-410-1
		LEASE FD TECH SUPPLY	216	305.98	10-1112-410-1
		SUPT OFFICE-SUPPLIES	216	134.35	10-2320-410-1
		SUPT OFFICE-SUPPLIES	216	15.79	10-2320-410-1

Bills Payable List

Printed: 2/11/2016 3:03 PM
 PUTNAM COUNTY CUSD #535
 Expense on Date: 2/1/2016 to 2/29/2016

Vendor Name	P.O. Number	Description	Batch #	Amount	State Account Number
		BOARD SUPPLIES	216	72.98	10-2310-410-6
				<u>\$830.33</u>	
STATE DISBURSEMENT UNIT					
		CHILD SUPPORT	982	451.83	10-481
		CHILD SUPPORT	982	451.83	10-481
				<u>\$903.66</u>	
SUBSCRIPTION SERVICES					
	53137	PRIMARY MEDIA PERIOD	216	75.90	10-2220-440-5
				<u>\$75.90</u>	
SUPERINTENDENT IMPREST					
		SUPT OFFICE-POSTAGE	216	147.00	10-2320-341-1
				<u>\$147.00</u>	
SUPPLYWORKS					
		HIGH SCHOOL-BLDG SUPPLIE	216	1,561.91	20-2542-410-2
		JR HI-BUILDING SUPPLIES	216	(39.21)	20-2542-410-3
		HIGH SCHOOL-BLDG SUPPLIE	216	43.56	20-2542-410-2
		HIGH SCHOOL-BLDG SUPPLIE	216	235.49	20-2542-410-2
		JR HI-BUILDING SUPPLIES	216	30.64	20-2542-410-3
		JR HI-BUILDING SUPPLIES	216	510.12	20-2542-410-3
		JR HI-BUILDING SUPPLIES	216	698.11	20-2542-410-3
		ELEMENTARY-BLDG SUPPLIES	216	337.04	20-2542-410-4
				<u>\$3,377.66</u>	
SWINGEL, EDWARD					
		CO OP TRAVEL	216	117.60	10-1459-332-2
				<u>\$117.60</u>	
TEACHER DIRECT					
	53135	PRIMARY-SUPPLIES	216	48.24	10-1111-410-5
				<u>\$48.24</u>	
THOMPSON, DEBBIE					
		MEDIA PROG-TRAVEL	216	45.92	10-2220-332-1
				<u>\$45.92</u>	
TOEDTER OIL COMPANY					
		DRIVERS ED SUPPLIES	216	136.71	10-1700-410-2
		TRANSP - YB SUPPLY	216	583.12	40-2550-411-1
		EX CURRICULAR VAN	216	179.18	40-2550-324-1
		TRUCK REPAIR/MAINT	216	136.74	20-2542-320-3
				<u>\$1,035.75</u>	
TONIS FLOWER AND GIFT SHO					
		BOARD SUPPLIES	216	100.00	10-2310-410-6
				<u>\$100.00</u>	
TRINITY CATHOLIC SCHOOL					
		HENN-CAFE FOOD	216	46.75	10-2560-410-4
				<u>\$46.75</u>	
UPS					
		LEASE FD TECH SUPPLY	216	33.80	10-1112-410-1
				<u>\$33.80</u>	

Bills Payable List

Printed: 2/11/2016 3:03 PM
 PUTNAM COUNTY CUSD #535
 Expense on Date: 2/1/2016 to 2/29/2016

Vendor Name	P.O. Number	Description	Batch #	Amount	State Account Number
UZELLA, CHRIS					
		BOOKS	216	194.47	20-2542-321-1
				<u>\$194.47</u>	
VILLAGE OF GRANVILLE					
		PRIMARY- WATER	216	224.75	20-2542-322-5
		HS- WATER	216	719.25	20-2542-322-2
				<u>\$944.00</u>	
WASHINGTON NATIONAL INS CO					
		WASHINGTON NTNL INS.	98	532.88	10-481
		WASHINGTON NTNL INS.	98	72.75	20-481
		WASHINGTON NTNL INS.	98	487.08	10-481
		WASHINGTON NTNL INS.	98	72.75	20-481
				<u>\$1,165.46</u>	
WOODWORKER SUPPLY					
25027		IND ARTS-SUPPLIES	216	50.85	10-1402-410-2
				<u>\$50.85</u>	
WORTHINGTON DIRECT					
53123		TITLE I 1-6	216	632.47	10-1250-410-36
				<u>\$632.47</u>	
Report Total				<u><u>\$484,506.89</u></u>	

PCPS Activity Fund January

Beginning Balance	\$8809.44
Deposits	\$1421.55
Expenditures	\$105.57
Ending Balance	\$10,125.42

Deposits

1/28/16	Box Tops, Water, Soda, & Parent Donation	\$1421.55
---------	---	-----------

Expenditures

CK#			
813	1/04/16	Ronda Cross Donuts & Muffins	\$19.75
814	1/06/16	Hinckley Springs Water	\$35.16
815	1/13/16	Pepsi Soda	\$50.66

PCPS Imprest Fund January

Beginning Balance	\$1200.00
Deposits	\$300.00
Expenditures	\$170.00
Ending Balance	\$1330.00

Deposits

1/28/16	\$300.00
---------	----------

Expenditures

<u>CK#</u>	<u>ACCT#</u>		
640	10-2410-332-1	Starved Rock Region IPA -Student Recognition Breakfast	\$100.00
641	10-2134-410-1	IL Public Health Association -Katie Main conference	\$70.00

<i>Total request for reimbursement</i>	\$170.00
--	----------

PCES Activity Fund January

Beginning Balance January 01, 2016	\$16308.69
Deposits January 2016	0.00
Expenditures January 2016	504.40
Ending Balance January 31, 2016	\$15804.29

Deposits

Expenditures

1/14/16 - #1277 – North Central Bank 5 th Grade Nutcracker Lunch	\$345.00
1/14/16 - #1278 – Starved Rock Region IPA Student Recognition Breakfast	\$100.00
1/26/15 - #1279 – Target Candy for Student Rewards	\$51.65
1/29/16 - #1280 – Hennepin Postmaster Postage for Mailing Boxtops	\$7.75
Total Expenditures	\$504.40

PCES Imprest Fund Report January 2016

Beginning Balance January 01, 2016	\$1209.75
Less January 2016 expenditures	\$890.25
Balance January 31, 2016	\$609.75
Request for reimbursement	\$890.25
Attain Maximum Balance	\$1,500.00

Deposits

1/21/16 – Reimbursement from December	\$290.25
---------------------------------------	----------

Expenditures

1/06/16 - #3198	Mendota 289 Writing Resources	\$180.00
1/13/16 - #3199	B-Part Mileage for IEP for Christina Casey	\$20.00
1/15/16 - #3200	I.C.E. Workshop for Debbie Ward – Title II	\$330.00
1/21/16 - #3201	Hennepin Postmaster Postage for IEP	\$10.25
1/22/16 - #3202	ROE Workshop for Courtney & Val – Title I	\$350.00

Total Expenditures	\$890.25
Request for reimbursement	\$890.25

Putnam County Junior High School
Imprest Fund
January, 2016
Account #010-146

Beginning Balance	\$ 2,250.00
Replenishment Request	<u>550.00</u>
Attain Maximum Balance	\$ 2,800.00
Less Expenditures	<u>\$ 1,324.20</u>
Balance	\$ 1,475.80
Replenishment Request	<u>\$ 1,324.20</u>
Attain Maximum Balance	\$ 2,800.00

<u>Check</u>	<u>Date</u>	<u>To Whom</u>	<u>Account #</u>	<u>Reason</u>	<u>Amount</u>
5609	01/04	Thomas Downy	10-1501-319-3	official	60.00
5610	01/04	Bernie Moore	10-1501-319-3	official	60.00
5611	01/05	Kim Martin	10-1501-319-3	official	60.00
5612	01/05	Janell Sons	10-1501-319-3	official	60.00
5613	01/07	Joe Stachowicz	10-1501-319-3	official	60.00
5614	01/07	Garry Schroeder	10-1501-319-3	official	60.00
5615	01/11	Sharon Lewis	10-1501-545-3	official	80.00
5616	01/11	Stephanie Amor	10-1501-319-3	official	80.00
5617	01/19	Joel Gerdovich	10-1501-319-3	official	60.00
5618	01/19	Randy Pozzi	10-1501-319-3	official	60.00
5619	01/25	Peru Parkside	10-1501-640-3	VB Tourney	55.00
5620	01/25	Marseilles Booster	10-1501-640-3	VB Tourney	120.00
5621	01/25	Pete Heiden	10-1501-319-3	official	80.00
5622	01/25	Larry Laio	10-1501-319-3	official	80.00
5623	01/26	Bill Andreoni	10-1501-319-3	official	80.00
5624	01/26	John Deisbach	10-1501-319-3	official	80.00
5625	01/27	Ed Derix	10-1501-319-3	official	40.00
5626	01/27	Rick Michael	10-1501-319-3	official	40.00
5627	01/27	Linda Buffington	refund for instrument repair		109.20

expenditures	1,324.20
Replenishment request	1,324.20

Michael Olson, Principal

Sandra A. Troglio, Secretary

Putnam County Junior High School
PCJH Cheerleading
January, 2016
Account #138-258

Beginning Balance	\$ 1,449.71
Transfers In	<u>00.00</u>
Subtotal	1,449.71
Less Expenditures	<u>00.00</u>
Balance	1,449.71

<u>Check#</u>	<u>Date</u>	<u>To Whom</u>	<u>Reason</u>	<u>Amount</u>
---------------	-------------	----------------	---------------	---------------

Michael Olson, Principal

Sandra A. Troglia, Secretary

Putnam County Junior High School
 PCJH Girls Athletic Fund
 January, 2016
 Account #010-707

Beginning Balance	\$ 12,186.34
Transfers In	<u>00.00</u>
Subtotal	12,186.34
Less Expenditures	<u>700.00</u>
Balance	11,486.34

<u>Check #</u>	<u>Date</u>	<u>To Whom</u>	<u>Reason</u>	<u>Amount</u>
624	01/13	Student Council	reimburse	100.00
625	01/23	Kim Martin	VB official	150.00
626	01/23	Deb Lane	VB official	150.00
627	01/23	Dave Carter	VB official	150.00
628	01/23	Amber Fox	VB official	150.00

 Michael Olson, Principal

 Sandra A. Troglio, Secretary

Putnam County Junior High School
Puma Crew
January, 2016
Account #010-561

Beginning Balance	\$2,373.84
Transfers In	<u>0.00</u>
Subtotal	2,373.84
Less Expenditures	<u>336.77</u>
Balance	\$2,037.07

<u>Check #</u>	<u>Date</u>	<u>To Whom</u>	<u>Reason</u>	<u>Amount</u>
625	1/15	Cosgrove Distributors	Concessions	240.42
626	1/22	Wal-Mart	Concessions	96.35

Mike Olson, Principal

Cortny Hannon, Advisor

Putnam County Junior High School
 PCJH Staff Soda
 January, 2016
 Account #010-650

Beginning Balance	\$ 3,936.17
Transfers In	<u>00.00</u>
Subtotal	3,936.17
Less Expenditures	<u>145.48</u>
Balance	3,790.69

<u>Check #</u>	<u>Date</u>	<u>To Whom</u>	<u>Reason</u>	<u>Amount</u>
1410	01/05	The Water Store	water	12.70
1411	01/21	LJ's	incentive lunch	115.00
1412	01/25	The Water Store	water	17.78

 Michael Olson, Principal

 Sandra A. Troglio, Secretary

Putnam County Junior High School
 Student Council
 January, 2016
 Account #138-096

Beginning Balance	\$119.23
Transfers In	<u>\$1978.00</u>
Subtotal	\$2097.23
Less Expenditures	<u>\$783.15</u>
Balance	\$1314.08

<u>Check</u>	<u>Date</u>	<u>To Whom</u>	<u>Reason</u>	<u>Amount</u>
982	1-10	Walmart	soda and water	\$35.88
983	1-13	Cosgrove Dist.	candy and popcorn	\$185.07
984	1-15	Cosgrove Dist.	candy for concessions	\$440.32
985	1-20	Walmart	soda, water, + hotdogs	\$121.88

Mike Olson, Principal

Amy Carboni, Sponsor

Putnam County Junior High School
 PCJH Activity Fund
 January, 2016

<u>Account name & #</u>	<u>Beginning Bal</u>	<u>Transfer In</u>	<u>Transfer Out</u>	<u>Ending Bal.</u>
PCJH Cheerleading 138-258	\$ 1,449.71	00.00	00.00	\$ 1,449.71
PCJH Girls Athletic 010-707	12,186.34	00.00	700.00	11,486.34
PCJH Puma Crew 010-561	2,373.84	00.00	336.77	2,037.07
Staff Soda 010-650	3,936.17	00.00	145.48	3,790.69
PCJH Student Council 138-096	119.23	1,978.00	783.5	1,314.08

 Michael Olson, Principal

 Sandra A. Troglia, Secretary

Pam

Putnam County High School
General Ledger Report
Financial Report
January Report

From Date: 1/1/2016
To Date: 1/31/2016

From Acct: 100
To Account: 600

Acct.	Account Name	Beg. Bal.	Recpt/JV	Disb/JV	Transfer	End. Bal.	YTD	
							Payable	Work Bal.
000100	Office	\$9,439.93	\$209.00	(\$1,022.22)	\$0.00	\$8,626.71	\$0.00	\$8,626.71
000102	Office Adjustment	\$0.03	\$0.00	\$0.00	\$0.00	\$0.03	\$0.00	\$0.03
000105	Adult Education	\$37.48	\$0.00	\$0.00	\$0.00	\$37.48	\$0.00	\$37.48
000110	Condolence	\$793.64	\$0.00	(\$30.00)	\$0.00	\$763.64	\$0.00	\$763.64
000120	Baseball	\$1,556.77	\$0.00	(\$65.99)	\$0.00	\$1,490.78	\$0.00	\$1,490.78
000125	Girl's Softball	\$415.23	\$0.00	\$0.00	\$0.00	\$415.23	\$0.00	\$415.23
000130	PC Enterprises	\$968.24	\$0.00	\$0.00	\$0.00	\$968.24	\$0.00	\$968.24
000135	Golf	\$41.62	\$0.00	\$0.00	\$0.00	\$41.62	\$0.00	\$41.62
000137	Girls Golf	\$152.69	\$0.00	\$0.00	\$0.00	\$152.69	\$0.00	\$152.69
000140	Scholastic Bowl	\$413.63	\$0.00	\$0.00	\$0.00	\$413.63	\$0.00	\$413.63
000150	Interact Club	\$3,124.04	\$0.00	\$0.00	\$0.00	\$3,124.04	\$0.00	\$3,124.04
000155	Art	\$840.52	\$0.00	(\$48.30)	\$0.00	\$792.22	\$0.00	\$792.22
000200	Athletic	\$732.48	\$0.00	\$0.00	\$0.00	\$732.48	\$0.00	\$732.48
000210	Cable Club	\$1,514.67	\$0.00	\$0.00	\$0.00	\$1,514.67	\$0.00	\$1,514.67
000220	Track	\$3,177.83	\$0.00	\$0.00	\$0.00	\$3,177.83	\$0.00	\$3,177.83
000300	Journalism	\$4,094.48	\$0.00	\$0.00	\$0.00	\$4,094.48	\$0.00	\$4,094.48
000310	Oldies Club	\$106.17	\$0.00	\$0.00	\$0.00	\$106.17	\$0.00	\$106.17
000320	Girl's Basketball	\$2,272.66	\$0.00	(\$19.00)	\$0.00	\$2,253.66	\$0.00	\$2,253.66
000325	Boy's Basketball	\$2,678.94	\$1,486.00	(\$548.54)	\$0.00	\$3,616.40	\$0.00	\$3,616.40
000330	Student Council	\$4,148.63	\$403.00	(\$799.67)	\$0.00	\$3,751.96	\$0.00	\$3,751.96
000340	N.H.S.	\$289.74	\$373.15	\$0.00	\$0.00	\$662.89	\$0.00	\$662.89
000345	Scholarship	\$0.00	\$0.00	\$0.00	\$0.00	\$0.00	\$0.00	\$0.00
000350	Landscaping	\$256.92	\$1.94	\$0.00	\$0.00	\$258.86	\$0.00	\$258.86
000360	FFA	\$111.30	\$0.00	\$0.00	\$0.00	\$111.30	\$0.00	\$111.30
000365	Greenhouse Project	\$300.00	\$0.00	\$0.00	\$0.00	\$300.00	\$0.00	\$300.00
000370	Cheerleading	\$1,113.57	\$1,125.00	(\$699.03)	\$0.00	\$1,539.54	\$0.00	\$1,539.54
000380	Panteras	\$1,053.95	\$0.00	(\$671.30)	\$0.00	\$382.65	\$0.00	\$382.65
000390	Media Club	\$1,316.53	\$0.00	\$0.00	\$0.00	\$1,316.53	\$0.00	\$1,316.53
000395	Computer Club	\$333.40	\$0.00	\$0.00	\$0.00	\$333.40	\$0.00	\$333.40
000400	Tournament Athletics	\$4,808.91	\$2,904.00	(\$3,455.42)	\$0.00	\$4,257.49	\$0.00	\$4,257.49
000410	Thespians	\$197.15	\$579.00	(\$115.01)	\$0.00	\$661.14	\$0.00	\$661.14
000420	Science Club	\$263.20	\$0.00	\$0.00	\$0.00	\$263.20	\$0.00	\$263.20
000425	Wrestling	\$5.00	\$0.00	\$0.00	\$0.00	\$5.00	\$0.00	\$5.00
000430	Music (Band)	\$1,543.94	\$0.00	(\$615.87)	\$0.00	\$928.07	\$0.00	\$928.07
000440	Music (Chorus)	\$22.19	\$0.00	\$0.00	\$0.00	\$22.19	\$0.00	\$22.19

**Putnam County High School
General Ledger Report
Financial Report
January Report**

From Date:	1/1/2016
To Date:	1/31/2016

From Acct:	100
To Account:	600

Acct.	Account Name	Beg. Bal.	Recpt/JV	Disb/JV	Transfer	End. Bal.	YTD	
							Payable	Work Bal.
000500	Class of 2015	\$62.91	\$0.00	\$0.00	\$0.00	\$62.91	\$0.00	\$62.91
000505	Class of 2019	\$0.00	\$0.00	\$0.00	\$0.00	\$0.00	\$0.00	\$0.00
000510	Message Board	\$55.84	\$0.00	\$0.00	\$0.00	\$55.84	\$0.00	\$55.84
000515	Market Day	\$199.39	\$0.00	\$0.00	\$0.00	\$199.39	\$0.00	\$199.39
000520	Class of 2014	\$1,488.44	\$0.00	\$0.00	\$0.00	\$1,488.44	\$0.00	\$1,488.44
000530	Class of 2016	\$3,552.08	\$0.00	\$0.00	\$0.00	\$3,552.08	\$0.00	\$3,552.08
000540	Volleyball	\$1,824.39	\$0.00	\$0.00	\$0.00	\$1,824.39	\$0.00	\$1,824.39
000545	Class of 2017	\$3,317.99	\$6,280.65	(\$4,809.05)	\$0.00	\$4,789.59	\$0.00	\$4,789.59
000550	Class of 2009	\$445.18	\$0.00	\$0.00	\$0.00	\$445.18	\$0.00	\$445.18
000560	Class of 2010	(\$0.03)	\$0.00	\$0.00	\$0.00	(\$0.03)	\$0.00	(\$0.03)
000570	Class of 2012	\$990.43	\$0.00	\$0.00	\$0.00	\$990.43	\$0.00	\$990.43
000580	Class of 2011	\$1,987.60	\$0.00	\$0.00	\$0.00	\$1,987.60	\$0.00	\$1,987.60
000590	Class of 2013	\$2,588.20	\$0.00	\$0.00	\$0.00	\$2,588.20	\$0.00	\$2,588.20
000595	Class of 2018	\$627.60	\$0.00	\$0.00	\$0.00	\$627.60	\$0.00	\$627.60
000600	Class of 2019	\$404.93	\$481.96	\$0.00	\$0.00	\$886.89	\$0.00	\$886.89
Group Total		\$65,670.43	\$13,843.70	(\$12,899.40)	\$0.00	\$66,614.73	\$0.00	\$66,614.73
Activity Accounts Grand Total		\$65,670.43	\$13,843.70	(\$12,899.40)	\$0.00	\$66,614.73	\$0.00	\$66,614.73

I have reviewed the above ledger report and attached reports for the current month. I find them accurate and complete to the best of my knowledge.

Bookkeeper: _____ Date: __/__/__
Principal: _____ Date: __/__/__

IMPREST REPORT
PUTNAM COUNTY HIGH SCHOOL
Jan-16
Bob Peterson, Principal

Balance December 31, 2016	\$ 3,455.47
Replenishment Requested	\$ 2,544.53

Maximun Balance	\$ 6,000.00
January Expenditures	\$ 1,995.02

Balance as of December 31, 2015	\$ 4,004.98
Replenishment	\$ 1,995.02

Replenishment requested

Expense Breakdown

Morton High School	10-1501-640-2	Wrestling Tournament	\$225.00
Kewanee High School	10-1501-640-2	Wrestling Tournament	\$175.00
Brent Gross	10-1501-319-2	Wrestling Official	\$135.00
Jerry Rashid	10-1501-332-2	Coach Clinic	\$55.00
USPO	10-2410-341-1	Special Ed Mailing	\$30.02
James Hall	10-1501-320-2	Wrestling Worker	\$40.00
Mike Puckett	10-1501-319-2	Girls Basketball Official	\$90.00
Milton Richardson	10-1501-319-2	Girls Basketball Official	\$90.00
Paul Strohman	10-1501-319-2	Girls Basketball Official	\$90.00
Morengo High School	10-1113-332-2	Coach Clinic	\$70.00
Steve Mozina	10-1501-319-2	Boys Basketball Official	\$68.00
Rick Moore	10-1501-319-2	Boys Basketball Official	\$68.00
Doug Rose	10-1501-319-2	Boys Basketball Official	\$68.00
Luke Carlson	10-1501-320-2	Basketball Worker	\$40.00
Jake Sale	10-1501-320-2	Basketball Worker	\$20.00
Joel Gerdovich	10-1501-319-2	Boys Basketball Official	\$55.00
Ed Ryan	10-1501-319-2	Boys Basketball Official	\$55.00
Michael Urnikis	10-1501-319-2	Boys Basketball Official	\$68.00
Pat Berlin	10-1501-319-2	Boys Basketball Official	\$68.00
Larry Laio	10-1501-319-2	Boys Basketball Official	\$68.00
USPO	10-2410-341-1	Stamps	\$147.00
Joe Burgoni	10-1501-319-2	Girls Basketball Official	\$90.00
Larry Laio	10-1501-319-2	Girls Basketball Official	\$90.00
Gary Vicini	10-1501-319-2	Girls Basketball Official	\$90.00

SUPERINTENDENT IMPREST
Jan 2016

BANK BALANCE	1853.00
REPLENISHMENT REQUEST	<u>147.00</u>
BANK BALANCE	2000.00

3003	10-2320-341-1 US Postal Service	\$147.00
------	---------------------------------	----------

TOTAL	<u>\$147.00</u>
-------	-----------------

Revenue Report

Printed: 2/5/2016 1:46 PM
PUTNAM COUNTY CUSD #535

Education Fund 10

Source of Revenue 1112 Bond and Interest Purposes Levy
Source of Revenue

Account	Description	M.T.D. Revenue	Y.T.D. Revenue	Revenue Budget	Budget Balance Revenue	% of Budget	State Account Number
Bond and Interest Purposes Levy							
10-111200-1	FIRST PRIOR YEAR LEVY	0.00	3,135,165.47	3,128,351.00	(6,814.47)	100.22	10-1112
1112	Bond and Interest Purposes Levy	0.00	3,135,165.47	3,128,351.00	(6,814.47)	100.22	* Source of Revenue
1St Prior Yr-Tort							
10-112200-1	TORT IMMUNITY-1ST PRIOR	0.00	0.00	0.00	0.00	0.00	10-1122
1122	1St Prior Yr-Tort	0.00	0.00	0.00	0.00	0.00	* Source of Revenue
Leasing Purposes Levy							
10-113000-1	FIRST PRIOR YR LEASE	0.00	57,623.00	57,506.00	(117.00)	100.20	10-1130
1130	Leasing Purposes Levy	0.00	57,623.00	57,506.00	(117.00)	100.20	* Source of Revenue
Curr Yr Levy-Special Ed							
10-114100-1	SP ED PRIOR YEAR LEVY	0.00	46,096.69	46,005.00	(91.69)	100.20	10-1141
1141	Curr Yr Levy-Special Ed	0.00	46,096.69	46,005.00	(91.69)	100.20	* Source of Revenue
Mobile Home Privilege Tax							
10-121000-1	MOBILE HOME PRIVILEGE TA	0.00	0.00	0.00	0.00	0.00	10-1210
1210	Mobile Home Privilege Tax	0.00	0.00	0.00	0.00	0.00	* Source of Revenue
Corp Pers Prop Repl Tax							
10-123000-1	CORP PERS PROP REPLC TAX	376,483.67	1,275,828.74	2,681,985.00	1,406,156.26	47.57	10-1230
1230	Corp Pers Prop Repl Tax	376,483.67	1,275,828.74	2,681,985.00	1,406,156.26	47.57	* Source of Revenue
Source of Revenue 1290							
10-129000-1	WETLANDS	0.00	0.00	0.00	0.00	0.00	10-1290
1290	Source of Revenue 1290	0.00	0.00	0.00	0.00	0.00	* Source of Revenue
Reg Tuition from Other Districts (In-State)							
10-131200-1	PUPIL TUITION OTHER LEA	125,728.48	205,595.94	340,725.00	135,129.06	60.34	10-1312
1312	Reg Tuition from Other Districts (In-State)	125,728.48	205,595.94	340,725.00	135,129.06	60.34	* Source of Revenue
Regular Tuition from Other Sources (In-State)							
10-131300-1		0.00	0.00	0.00	0.00	0.00	10-1313
1313	Regular Tuition from Other Sources (In-State)	0.00	0.00	0.00	0.00	0.00	* Source of Revenue
Sp Ed Tuition-from Other Districts (In-State)							
10-134200-1	PUPIL TUI-SP ED OTHER LEA	0.00	0.00	8,000.00	8,000.00	0.00	10-1342
1342	Sp Ed Tuition-from Other Districts (In-State)	0.00	0.00	8,000.00	8,000.00	0.00	* Source of Revenue
Interest On Investments							
10-151000-1	TAX INTEREST	0.00	0.00	0.00	0.00	0.00	10-1510
1510	Interest On Investments	0.00	0.00	0.00	0.00	0.00	* Source of Revenue

57

Revenue Report

Printed: 2/5/2016 1:46 PM
PUTNAM COUNTY CUSD #535

Education Fund 10							
Source of Revenue							
Source of Revenue							
Account	Description	M.T.D. Revenue	Y.T.D. Revenue	Revenue Budget	Budget Balance Revenue	% of Budget	State Account Number
Interest On Investments							
10-151100-1	ED-INT ON INVESTMENTS	1,393.65	10,561.34	16,000.00	5,438.66	66.01	10-1511
1511	Interest On Investments	1,393.65	10,561.34	16,000.00	5,438.66	66.01	* Source of Revenue
Interest-Swaney Bonds							
10-151200-1	INTEREST-SWANNEY BONDS	0.00	0.00	0.00	0.00	0.00	10-1512
1512	Interest-Swaney Bonds	0.00	0.00	0.00	0.00	0.00	* Source of Revenue
Interest-Farnsworth							
10-151300-1	INTEREST-FARNSWORTH	0.00	0.00	100.00	100.00	0.00	10-1513
1513	Interest-Farnsworth	0.00	0.00	100.00	100.00	0.00	* Source of Revenue
Sales To Pupils-Lunch							
10-161100-1	STUDENT LUNCH	10,864.25	70,128.00	100,000.00	29,872.00	70.13	10-1611
1611	Sales To Pupils-Lunch	10,864.25	70,128.00	100,000.00	29,872.00	70.13	* Source of Revenue
Sales To Pupils-BFast							
10-161200-1	STUDENT BREAKFAST	1,119.90	8,844.30	10,500.00	1,655.70	84.23	10-1612
1612	Sales To Pupils-BFast	1,119.90	8,844.30	10,500.00	1,655.70	84.23	* Source of Revenue
Sales To Pupils-Other							
10-161400-1	MILK SALES (OTHER)	380.95	2,501.95	9,500.00	6,998.05	26.34	10-1614
1614	Sales To Pupils-Other	380.95	2,501.95	9,500.00	6,998.05	26.34	* Source of Revenue
Sales To Adults							
10-162000-1	ADULT LUNCHESES/BREAKFAST	65.00	1,934.10	5,000.00	3,065.90	38.68	10-1620
1620	Sales To Adults	65.00	1,934.10	5,000.00	3,065.90	38.68	* Source of Revenue
Other Food Service							
10-169000-1	HEAD START LUNCHESES	0.00	0.00	0.00	0.00	0.00	10-1690
1690	Other Food Service	0.00	0.00	0.00	0.00	0.00	* Source of Revenue
Admissions-Athletic							
10-171102-2	H S ATHLETIC ADMISSIONS	5,217.00	9,370.00	12,000.00	2,630.00	78.08	10-1711-2
10-171104-3	JR HI-ATHLETIC ADMISSION	0.00	2,141.00	5,000.00	2,859.00	42.82	10-1711-4
1711	Admissions-Athletic	5,217.00	11,511.00	17,000.00	5,489.00	67.71	* Source of Revenue
HS/JR Tourney							
10-171400-1	H S / JR HI TOURNEY REV	0.00	0.00	3,000.00	3,000.00	0.00	10-1714
1714	HS/JR Tourney	0.00	0.00	3,000.00	3,000.00	0.00	* Source of Revenue
Admissions-Other							
10-171900-1	ADMISSION - OTHERS	0.00	1,321.00	11,000.00	9,679.00	12.01	10-1719

Revenue Report

Printed: 2/5/2016 1:46 PM
PUTNAM COUNTY CUSD #535

Education Fund 10							
Source of Revenue		1719	Admissions-Other				
Source of Revenue							
Account	Description	M.T.D. Revenue	Y.T.D. Revenue	Revenue Budget	Budget Balance Revenue	% of Budget	State Account Number
1719	Admissions-Other	0.00	1,321.00	11,000.00	9,679.00	12.01	* Source of Revenue
Fees							
10-172000-1	VOCATIONAL FEE HS	20.00	2,671.00	3,700.00	1,029.00	72.19	10-1720
10-172000-2	ACTIVITY FEES HS	0.00	6,545.00	13,500.00	6,955.00	48.48	10-1720
10-172000-3	ACTIVITY FEES JR H	0.00	1,960.00	3,500.00	1,540.00	56.00	10-1720
1720	Fees	20.00	11,176.00	20,700.00	9,524.00	53.99	* Source of Revenue
Other Pupil Activity Rev							
10-179000-1	OTHER DISTRICT REVENUE	0.00	0.00	1,000.00	1,000.00	0.00	10-1790
10-179000-8	H S PE RESALE	92.50	2,757.00	4,000.00	1,243.00	68.93	10-1790
10-179001-8	JH PE RESALE	0.00	2,017.50	3,000.00	982.50	67.25	10-1790-1
1790	Other Pupil Activity Rev	92.50	4,774.50	8,000.00	3,225.50	59.68	* Source of Revenue
Shop Resale							
10-179100-9		0.00	0.00	0.00	0.00	0.00	10-1791
1791	Shop Resale	0.00	0.00	0.00	0.00	0.00	* Source of Revenue
Music Resale							
10-179200-10	MUSIC RESALE	0.00	123.17	200.00	76.83	61.59	10-1792
1792	Music Resale	0.00	123.17	200.00	76.83	61.59	* Source of Revenue
Rentals-Regular Textbook							
10-181100-1	ELEM-TEXTBOOK RENTAL	82.50	11,628.50	12,000.00	371.50	96.90	10-1811
10-181100-2	H S- TEXTBOOK RENTAL	50.00	20,076.75	20,000.00	(76.75)	100.38	10-1811
10-181100-3	JR HI-TEXTBOOK RENTAL	0.00	7,965.00	8,500.00	535.00	93.71	10-1811
1811	Rentals-Regular Textbook	132.50	39,670.25	40,500.00	829.75	97.95	* Source of Revenue
Rentals - Other							
10-181900-1	INSTRUMENT RENTAL	0.00	0.00	400.00	400.00	0.00	10-1819
1819	Rentals - Other	0.00	0.00	400.00	400.00	0.00	* Source of Revenue
Donations-Private Sources							
10-192000-1	DONATIONS	691.86	814.50	20,000.00	19,185.50	4.07	10-1920
10-192001-1	DONATIONS-NCF	0.00	0.00	0.00	0.00	0.00	10-1920
1920	Donations-Private Sources	691.86	814.50	20,000.00	19,185.50	4.07	* Source of Revenue
Services Provided to Other Districts							
10-194000-1	PSY LEA ASSESSEMENT	0.00	0.00	0.00	0.00	0.00	10-1940
1940	Services Provided to Other Districts	0.00	0.00	0.00	0.00	0.00	* Source of Revenue
SW LEA Assessment							
10-194100-1	SW LEA ASSESSMENT	0.00	0.00	0.00	0.00	0.00	10-1941

Revenue Report

Printed: 2/5/2016 1:46 PM
PUTNAM COUNTY CUSD #535

Education Fund 10							
Source of Revenue		1941	SW LEA Assessment				
Source of Revenue							
Account	Description	M.T.D. Revenue	Y.T.D. Revenue	Revenue Budget	Budget Balance Revenue	% of Budget	State Account Number
10-194110-1	HEARING IMP ASSESS.	0.00	0.00	0.00	0.00	0.00	10-1941
1941	SW LEA Assessment	0.00	0.00	0.00	0.00	0.00	* Source of Revenue
Lease Incentive Grant							
10-194200-1		0.00	0.00	0.00	0.00	0.00	10-1942
1942	Lease Incentive Grant	0.00	0.00	0.00	0.00	0.00	* Source of Revenue
Refund-Prior Yr Expenditu							
10-195000-1	REFUND EXPENSES	0.00	0.00	13,500.00	13,500.00	0.00	10-1950
1950	Refund-Prior Yr Expenditu	0.00	0.00	13,500.00	13,500.00	0.00	* Source of Revenue
Drivers Education Fees							
10-197000-1	DRIVERS ED FEE	100.00	2,500.00	3,000.00	500.00	83.33	10-1970
1970	Drivers Education Fees	100.00	2,500.00	3,000.00	500.00	83.33	* Source of Revenue
Other Local Revenues							
10-199900-1	OTHER LOCAL REVENUE	821.28	30,984.68	25,000.00	(5,984.68)	123.94	10-1999
10-199900-3	INSURANCE/PLAY EQUIPMENT	0.00	0.00	0.00	0.00	0.00	10-1999
10-199901-1	INTERNET REVENUE	0.00	0.00	0.00	0.00	0.00	10-1999-1
1999	Other Local Revenues	821.28	30,984.68	25,000.00	(5,984.68)	123.94	* Source of Revenue
Source of Revenue 2200							
10-220000-1	POVERTY GRANT	0.00	0.00	0.00	0.00	0.00	10-2200
2200	Source of Revenue 2200	0.00	0.00	0.00	0.00	0.00	* Source of Revenue
Other Flow-Through							
10-223000-1	ROE FLOW THRU	0.00	0.00	0.00	0.00	0.00	10-2230
2230	Other Flow-Through	0.00	0.00	0.00	0.00	0.00	* Source of Revenue
General State Aid							
10-300100-1	GENERAL STATE AID	44,135.12	264,819.50	516,718.00	251,898.50	51.25	10-3001
3001	General State Aid	44,135.12	264,819.50	516,718.00	251,898.50	51.25	* Source of Revenue
Hold Harmless							
10-300200-1	HOLD HARMLESS GSA	0.00	0.00	0.00	0.00	0.00	10-3002
3002	Hold Harmless	0.00	0.00	0.00	0.00	0.00	* Source of Revenue
Spec Ed-Priv Facility Tui							
10-310000-1	SP ED PRIV FAC TUITION	0.00	29,867.26	58,795.00	28,927.74	50.80	10-3100
3100	Spec Ed-Priv Facility Tui	0.00	29,867.26	58,795.00	28,927.74	50.80	* Source of Revenue
Spec Ed -Extraordinary							
10-310500-1	SP ED EXTRA ORDINARY	0.00	52,426.00	130,000.00	77,574.00	40.33	10-3105
3105	Spec Ed -Extraordinary	0.00	52,426.00	130,000.00	77,574.00	40.33	* Source of Revenue

Revenue Report

Printed: 2/5/2016 1:46 PM
PUTNAM COUNTY CUSD #535

Education Fund 10							
Source of Revenue		3105	Spec Ed -Extraordinary				
Account	Description	M.T.D. Revenue	Y.T.D. Revenue	Revenue Budget	Budget Balance Revenue	% of Budget	State Account Number
Spec Ed -Personnel							
10-311000-1	SP ED PERSONNEL	0.00	107,162.01	218,121.00	110,958.99	49.13	10-3110
3110	Spec Ed -Personnel	0.00	107,162.01	218,121.00	110,958.99	49.13	* Source of Revenue
Spec Ed-Orphanage-Individ							
10-312000-1	SP ED ORPHANAGE	0.00	0.00	0.00	0.00	0.00	10-3120
3120	Spec Ed-Orphanage-Individ	0.00	0.00	0.00	0.00	0.00	* Source of Revenue
Spec Ed -Summer School							
10-314500-1	SP ED SUMMER SCHOOL	0.00	0.00	500.00	500.00	0.00	10-3145
3145	Spec Ed -Summer School	0.00	0.00	500.00	500.00	0.00	* Source of Revenue
Career and Technical Education CTE Tech Prep							
10-322000-40	CTEI GRANT-SRAVTE	0.00	19,771.49	17,959.00	(1,812.49)	110.09	10-3200
3200	Career and Technical Education CTE Tech Prep	0.00	19,771.49	17,959.00	(1,812.49)	110.09	* Source of Revenue
Voc Ed - Formula							
10-321500-18	VOC AG STATE GRTS	0.00	0.00	0.00	0.00	0.00	10-3215
3215	Voc Ed - Formula	0.00	0.00	0.00	0.00	0.00	* Source of Revenue
CTE - Agriculture Education							
10-323500-19	VOC AG SUPPLEMENTAL	0.00	2,489.00	2,489.00	0.00	100.00	10-3235
3235	CTE - Agriculture Education	0.00	2,489.00	2,489.00	0.00	100.00	* Source of Revenue
CTE - Other							
10-329900-40	FCAE GRANT	0.00	0.00	0.00	0.00	0.00	10-3299
3299	CTE - Other	0.00	0.00	0.00	0.00	0.00	* Source of Revenue
Bilingual Ed-Downstate- TPI and TBE							
10-330500-20	TPI/TBE BILINGUAL ED	0.00	0.00	0.00	0.00	0.00	10-3305
3305	Bilingual Ed-Downstate- TPI and TBE	0.00	0.00	0.00	0.00	0.00	* Source of Revenue
State Free Lunch/BFfast							
10-336000-1	IL FREE LUNCH/BRKFST AIDE	122.37	660.50	3,500.00	2,839.50	18.87	10-3360
10-336500-1	IL BREAKFAST INITIATIVE	0.00	0.00	0.00	0.00	0.00	10-3360
3360	State Free Lunch/BFfast	122.37	660.50	3,500.00	2,839.50	18.87	* Source of Revenue
Driver Education							
10-337000-1	DRIVERS ED REIMBURSEMENT	2,938.83	5,877.66	15,000.00	9,122.34	39.18	10-3370-1
3370	Driver Education	2,938.83	5,877.66	15,000.00	9,122.34	39.18	* Source of Revenue
Learning Improvement-Change Grants							
10-361002-1	SCHOOL IMP-HOP	0.00	0.00	0.00	0.00	0.00	10-3610

Revenue Report

Printed: 2/5/2016 1:46 PM
PUTNAM COUNTY CUSD #535

Education Fund 10							
Source of Revenue		3610	Learning Improvement-Change Grants				
Source of Revenue							
Account	Description	M.T.D. Revenue	Y.T.D. Revenue	Revenue Budget	Budget Balance Revenue	% of Budget	State Account Number
3610	Learning Improvement-Change Grants	0.00	0.00	0.00	0.00	0.00	* Source of Revenue
School Imp Grant							
10-364000-24	SCHOOL IMP BLOCK GRANT	0.00	0.00	0.00	0.00	0.00	10-3640
3640	School Imp Grant	0.00	0.00	0.00	0.00	0.00	* Source of Revenue
Quality Assurance Grant							
10-364100-31	LEARNING IMP GRANT	0.00	0.00	0.00	0.00	0.00	10-3641
3641	Quality Assurance Grant	0.00	0.00	0.00	0.00	0.00	* Source of Revenue
National Board Certification							
10-365100-1	NATL BOARD CERTIFIC	0.00	0.00	0.00	0.00	0.00	10-3651-1
3651	National Board Certification	0.00	0.00	0.00	0.00	0.00	* Source of Revenue
Truants Alt/Opt Education							
10-369500-1	SAFE TO LEARN GRANT	0.00	0.00	0.00	0.00	0.00	10-3695
3695	Truants Alt/Opt Education	0.00	0.00	0.00	0.00	0.00	* Source of Revenue
Early Childhood - Block Grant							
10-370500-26	EARLY CHILDHOOD GRT GRANT	15,804.00	15,804.00	132,204.00	116,400.00	11.95	10-3705
3705	Early Childhood - Block Grant	15,804.00	15,804.00	132,204.00	116,400.00	11.95	* Source of Revenue
Reading Improvement - Block Grant							
10-371500-27	READING IMPROVEMENT GRAN	0.00	0.00	0.00	0.00	0.00	10-3715
3715	Reading Improvement - Block Grant	0.00	0.00	0.00	0.00	0.00	* Source of Revenue
Continued Reading Improvement Block Grant							
10-372500-28		0.00	0.00	0.00	0.00	0.00	10-3725
3725	Continued Reading Improvement Block Grant	0.00	0.00	0.00	0.00	0.00	* Source of Revenue
Report Cards							
10-373500-1		0.00	0.00	0.00	0.00	0.00	10-3735
3735	Report Cards	0.00	0.00	0.00	0.00	0.00	* Source of Revenue
School Safety & Educational Improv Block Grant							
10-377500-43	ADA BLOCK GRANT	0.00	0.00	0.00	0.00	0.00	10-3775
3775	School Safety & Educational Improv Block Grant	0.00	0.00	0.00	0.00	0.00	* Source of Revenue
Closing The Gap							
10-379200-1		0.00	0.00	0.00	0.00	0.00	10-3792
3792	Closing The Gap	0.00	0.00	0.00	0.00	0.00	* Source of Revenue
TIP GRANT							
10-379400-1		0.00	0.00	0.00	0.00	0.00	10-3794

Revenue Report

Printed: 2/5/2016 1:46 PM
PUTNAM COUNTY CUSD #535

Education Fund 10							
Source of Revenue		3794	TIP GRANT				
Source of Revenue							
Account	Description	M.T.D. Revenue	Y.T.D. Revenue	Revenue Budget	Budget Balance Revenue	% of Budget	State Account Number
3794	TIP GRANT	0.00	0.00	0.00	0.00	0.00	* Source of Revenue
State Library Grant							
10-380000-32		0.00	0.00	0.00	0.00	0.00	10-3800
3800	State Library Grant	0.00	0.00	0.00	0.00	0.00	* Source of Revenue
Emer Fin Assist/Temp Reloc Grant/Other Restr Rev							
10-399900-1	LIBRARY GRNT/OTHER STATE REV	0.00	4,304.05	1,500.00	(2,804.05)	286.94	10-3999
10-399901-1	RESPRO GRANT	0.00	0.00	0.00	0.00	0.00	10-3999
3999	Emer Fin Assist/Temp Reloc Grant/Other Restr Rev	0.00	4,304.05	1,500.00	(2,804.05)	286.94	* Source of Revenue
Title V - Innovation and Flexibility Formula							
10-410000-37	TITLE V INVO(CHAR CTS	0.00	0.00	0.00	0.00	0.00	10-4100
4100	Title V - Innovation and Flexibility Formula	0.00	0.00	0.00	0.00	0.00	* Source of Revenue
Esea-Chap2-Comp-Urban Ed							
10-411000-46		0.00	0.00	0.00	0.00	0.00	10-4110
4110	Esea-Chap2-Comp-Urban Ed	0.00	0.00	0.00	0.00	0.00	* Source of Revenue
NatL School Lunch Progr							
10-421000-1	FEDERAL LUNCH AID	10,612.43	65,461.63	175,000.00	109,538.37	37.41	10-4210
4210	NatL School Lunch Progr	10,612.43	65,461.63	175,000.00	109,538.37	37.41	* Source of Revenue
School Breakfast Program							
10-422000-1	FED BREAKFAST AID	2,651.39	16,665.85	36,000.00	19,334.15	46.29	10-4220
4220	School Breakfast Program	2,651.39	16,665.85	36,000.00	19,334.15	46.29	* Source of Revenue
Title I - Low Income							
10-430000-36	TITLE I GRANT	28,674.00	76,538.00	73,244.00	(3,294.00)	104.50	10-4300
4300	Title I - Low Income	28,674.00	76,538.00	73,244.00	(3,294.00)	104.50	* Source of Revenue
Esea-Drug Free-Formula							
10-440000-33	TITLE IV GRT DRUG FREE	0.00	0.00	0.00	0.00	0.00	10-4400
4400	Esea-Drug Free-Formula	0.00	0.00	0.00	0.00	0.00	* Source of Revenue
Fed-Sp Ed-Idea Flow-Thru							
10-462000-38	SP ED INCENTIVE GRT	0.00	0.00	0.00	0.00	0.00	10-4620
10-462001-38	DISCRETIONARY FUNDS	0.00	0.00	0.00	0.00	0.00	10-4620
10-462002-38	SP ED BLOCK GRT	0.00	0.00	24,032.00	24,032.00	0.00	10-4620
10-462003-38	DEMONSTR PROJ/LEASE	0.00	0.00	0.00	0.00	0.00	10-4620-1
4620	Fed-Sp Ed-Idea Flow-Thru	0.00	0.00	24,032.00	24,032.00	0.00	* Source of Revenue
Fed-Sp Ed-Idea Room&Board							
10-462500-1	EXCESS (ROOM/BOARD)	0.00	0.00	0.00	0.00	0.00	10-4625-1

Revenue Report

Printed: 2/5/2016 1:46 PM
PUTNAM COUNTY CUSD #535

Education Fund 10							
Source of Revenue		4625	Fed-Sp Ed-Idea Room&Board				
Source of Revenue							
Account	Description	M.T.D. Revenue	Y.T.D. Revenue	Revenue Budget	Budget Balance Revenue	% of Budget	State Account Number
4625	Fed-Sp Ed-Idea Room&Board	0.00	0.00	0.00	0.00	0.00	* Source of Revenue
Source of Revenue 4770							
10-477000-1	STEP PROGRAM	1,647.00	3,294.00	12,505.00	9,211.00	26.34	10-4770-1
10-477000-40	CARL PERKINS	0.00	2,165.46	8,483.00	6,317.54	25.53	10-4770-1-40
4770	Source of Revenue 4770	1,647.00	5,459.46	20,988.00	15,528.54	26.01	* Source of Revenue
SFSF/GSA REVENUE							
10-485000-44	SFSF/GSA REVENUE	0.00	0.00	0.00	0.00	0.00	10-4850
4850	SFSF/GSA REVENUE	0.00	0.00	0.00	0.00	0.00	* Source of Revenue
Source of Revenue 4854							
10-485100-44	ARRA TITLE I	0.00	0.00	0.00	0.00	0.00	10-4854
4854	Source of Revenue 4854	0.00	0.00	0.00	0.00	0.00	* Source of Revenue
ARRA IDEA PART B							
10-485700-44	ARRA IDEA PART B	0.00	0.00	0.00	0.00	0.00	10-4857-1
4857	ARRA IDEA PART B	0.00	0.00	0.00	0.00	0.00	* Source of Revenue
GSA ARRA							
10-487000-44	ARRA GSA	0.00	0.00	0.00	0.00	0.00	10-4870-1
4870	GSA ARRA	0.00	0.00	0.00	0.00	0.00	* Source of Revenue
ARRA ED JOBS							
10-488000-44	ARRA ED JOBS FUND	0.00	0.00	0.00	0.00	0.00	10-4880-1
4880	ARRA ED JOBS	0.00	0.00	0.00	0.00	0.00	* Source of Revenue
Medicaid Matching Fund							
10-490000-11		0.00	0.00	0.00	0.00	0.00	10-4900
4900	Medicaid Matching Fund	0.00	0.00	0.00	0.00	0.00	* Source of Revenue
Title II - Teacher Quality							
10-493200-42	TITLE II TEACHER QUALITY	4,674.00	9,595.00	29,634.00	20,039.00	32.38	10-4935
4935	Title II - Teacher Quality	4,674.00	9,595.00	29,634.00	20,039.00	32.38	* Source of Revenue
Goals 2000-School Improve							
10-494500-14		0.00	0.00	0.00	0.00	0.00	10-4945
4945	Goals 2000-School Improve	0.00	0.00	0.00	0.00	0.00	* Source of Revenue
Title II-Technology Enhancing Ed Formula Grant							
10-497100-1	TITLE IID-TECH ENHANC	0.00	0.00	0.00	0.00	0.00	10-4971
4971	Title II-Technology Enhancing Ed Formula Grant	0.00	0.00	0.00	0.00	0.00	* Source of Revenue
Medicaid Admin							

Revenue Report

Printed: 2/5/2016 1:46 PM
PUTNAM COUNTY CUSD #535

Education Fund 10							
Source of Revenue		4991	Medicaid Admin				
Source of Revenue							
Account	Description	M.T.D. Revenue	Y.T.D. Revenue	Revenue Budget	Budget Balance Revenue	% of Budget	State Account Number
10-499100-11		0.00	15,775.55	17,000.00	1,224.45	92.80	10-4991-1
4991	Medicaid Admin	0.00	15,775.55	17,000.00	1,224.45	92.80	* Source of Revenue
Medicaid FFS							
10-499200-11		3,318.48	28,150.16	30,000.00	1,849.84	93.83	10-4992-1-11
4992	Medicaid FFS	3,318.48	28,150.16	30,000.00	1,849.84	93.83	* Source of Revenue
Other Restricted Grants Recd Fed Gov thru State							
10-499800-1		0.00	1,647.00	0.00	(1,647.00)	0.00	10-4998-1
4998	Other Restricted Grants Recd Fed Gov thru State	0.00	1,647.00	0.00	(1,647.00)	0.00	* Source of Revenue
Abolishment or Abatement of Working Cash Fund							
10-711000-1	TRANS OF WC TECH THRUST	0.00	0.00	0.00	0.00	0.00	10-7110
10-711002-1	PERM TRANSFER WC	0.00	0.00	0.00	0.00	0.00	10-7110
10-711001-1	TRANSFER OF WC	0.00	0.00	0.00	0.00	0.00	10-7110-1
7110	Abolishment or Abatement of Working Cash Fund	0.00	0.00	0.00	0.00	0.00	* Source of Revenue
Permanent Transfer of Working Cash Fund Interest							
10-712000-1	TRANS WC INTEREST	0.00	0.00	0.00	0.00	0.00	10-7120
7120	Permanent Transfer of Working Cash Fund Interest	0.00	0.00	0.00	0.00	0.00	* Source of Revenue
Accured Int on Bonds							
10-723000-1	ACCURED INT B&I	0.00	0.00	0.00	0.00	0.00	10-7230
7230	Accured Int on Bonds	0.00	0.00	0.00	0.00	0.00	* Source of Revenue
10	Education Fund	637,688.66	5,639,628.75	8,068,656.00	2,429,027.25	69.90	Fund

Revenue Report

Printed: 2/5/2016 1:46 PM
PUTNAM COUNTY CUSD #535

Oper, Build, & Maint Fund 20

Source of Revenue 1112 Bond and Interest Purposes Levy
Source of Revenue

Account	Description	M.T.D. Revenue	Y.T.D. Revenue	Revenue Budget	Budget Balance Revenue	% of Budget	State Account Number
Bond and Interest Purposes Levy							
20-111200-1	FIRST PRIOR YEAR LEVY	0.00	576,221.29	575,064.00	(1,157.29)	100.20	20-1112
1112	Bond and Interest Purposes Levy	0.00	576,221.29	575,064.00	(1,157.29)	100.20	* Source of Revenue
1St Prior Yr-Tort							
20-112200-1	TORT IMMUNITY-1ST PRIOR	0.00	0.00	0.00	0.00	0.00	20-1122
1122	1St Prior Yr-Tort	0.00	0.00	0.00	0.00	0.00	* Source of Revenue
Corp Pers Prop Repl Tax							
20-123000-1	CORP PERS PROP REPL TAX	0.00	0.00	0.00	0.00	0.00	20-1230
1230	Corp Pers Prop Repl Tax	0.00	0.00	0.00	0.00	0.00	* Source of Revenue
Interest On Investments							
20-151100-1	BLD-INT	242.17	2,209.48	5,000.00	2,790.52	44.19	20-1511
1511	Interest On Investments	242.17	2,209.48	5,000.00	2,790.52	44.19	* Source of Revenue
Interest-Tree Fund							
20-151500-1	INTEREST - TREE FUND	0.00	0.00	50.00	50.00	0.00	20-1515
1515	Interest-Tree Fund	0.00	0.00	50.00	50.00	0.00	* Source of Revenue
Rentals							
20-191000-1	HOUSE RENT	0.00	0.00	0.00	0.00	0.00	20-1910
1910	Rentals	0.00	0.00	0.00	0.00	0.00	* Source of Revenue
Facility/Grounds Rent							
20-191100-1	FACILITY/GROUND RENT	0.00	0.00	1,000.00	1,000.00	0.00	20-1911
1911	Facility/Grounds Rent	0.00	0.00	1,000.00	1,000.00	0.00	* Source of Revenue
Donations-Private Sources							
20-192000-1	DONATIONS	0.00	0.00	500.00	500.00	0.00	20-1920
1920	Donations-Private Sources	0.00	0.00	500.00	500.00	0.00	* Source of Revenue
Refund-Prior Yr Expenditu							
20-195000-1	REFUND PR YR EXP-BLDG	0.00	0.00	1,000.00	1,000.00	0.00	20-1950
20-195001-1	TORNADO INS/FEM/DON	0.00	0.00	0.00	0.00	0.00	20-1950
1950	Refund-Prior Yr Expenditu	0.00	0.00	1,000.00	1,000.00	0.00	* Source of Revenue
Other Local Revenues							
20-199900-1	OTHER LOCAL REVENUE	0.00	17,575.85	18,000.00	424.15	97.64	20-1999
1999	Other Local Revenues	0.00	17,575.85	18,000.00	424.15	97.64	* Source of Revenue
Flow-Thru Rev-State							
20-210000-1	OTHER STATE REVENUE	0.00	0.00	0.00	0.00	0.00	20-2100

Revenue Report

Printed: 2/5/2016 1:46 PM
PUTNAM COUNTY CUSD #535

Oper, Build, & Maint Fund 20							
Source of Revenue		2100	Flow-Thru Rev-State				
Source of Revenue							
Account	Description	M.T.D. Revenue	Y.T.D. Revenue	Revenue Budget	Budget Balance Revenue	% of Budget	State Account Number
2100	Flow-Thru Rev-State	0.00	0.00	0.00	0.00	0.00	* Source of Revenue
Infrastructure Improv-Planning/Construction							
20-392000-1	INFRA IMPROVE-PLAN/CONST	0.00	0.00	0.00	0.00	0.00	20-3920-1
3920	Infrastructure Improv-Planning/Construction	0.00	0.00	0.00	0.00	0.00	* Source of Revenue
SCHL INFRASTRUCT/MAINT PROJ							
20-392500-1	SCHL INFRASTRUCT/MAINT PROJ	0.00	0.00	0.00	0.00	0.00	20-3925-1-1
3925	SCHL INFRASTRUCT/MAINT PROJ	0.00	0.00	0.00	0.00	0.00	* Source of Revenue
Emer Fin Assist/Temp Reloc Grant/Other Restr Rev							
20-399900-1	OTHER STATE REVENUE	0.00	0.00	0.00	0.00	0.00	20-3999
3999	Emer Fin Assist/Temp Reloc Grant/Other Restr Rev	0.00	0.00	0.00	0.00	0.00	* Source of Revenue
Medicaid Matching Fund							
20-490000-11		0.00	0.00	0.00	0.00	0.00	20-4900
4900	Medicaid Matching Fund	0.00	0.00	0.00	0.00	0.00	* Source of Revenue
Renovation Grant							
20-498000-1		0.00	0.00	0.00	0.00	0.00	20-4980
4980	Renovation Grant	0.00	0.00	0.00	0.00	0.00	* Source of Revenue
Abolishment or Abatement of Working Cash Fund							
20-711001-1	TRANSFER WC	0.00	0.00	0.00	0.00	0.00	20-7110
7110	Abolishment or Abatement of Working Cash Fund	0.00	0.00	0.00	0.00	0.00	* Source of Revenue
Permanent Transfer							
20-713000-1	PERM TRANSFER FROM C/P	0.00	0.00	0.00	0.00	0.00	20-7130-1
7130	Permanent Transfer	0.00	0.00	0.00	0.00	0.00	* Source of Revenue
Transfers from Other Funds Pay Princ Cap Leases							
20-740000-1	SALE/COMP FIXED ASSETS	0.00	0.00	0.00	0.00	0.00	20-7400
7400	Transfers from Other Funds Pay Princ Cap Leases	0.00	0.00	0.00	0.00	0.00	* Source of Revenue
20	Oper, Build, & Maint Fund	242.17	596,006.62	600,614.00	4,607.38	99.23	Fund

Revenue Report

Printed: 2/5/2016 1:46 PM
PUTNAM COUNTY CUSD #535

Debt Service Fund or Fund Group 30

Source of Revenue 1112 Bond and Interest Purposes Levy
Source of Revenue

Account	Description	M.T.D. Revenue	Y.T.D. Revenue	Revenue Budget	Budget Balance Revenue	% of Budget	State Account Number
Bond and Interest Purposes Levy							
30-111200-1	FIRST PRIOR YEAR LEVY	0.00	0.00	0.00	0.00	0.00	30-1112
1112	Bond and Interest Purposes Levy	0.00	0.00	0.00	0.00	0.00	* Source of Revenue
Interest On Investments							
30-151100-1	B/I-INT INVESTMENTS	0.00	0.00	0.00	0.00	0.00	30-1511
1511	Interest On Investments	0.00	0.00	0.00	0.00	0.00	* Source of Revenue
Accrued Int on Bonds							
30-723000-1	ACCRUED INT ON BONDS SOL	0.00	0.00	0.00	0.00	0.00	30-7230
7230	Accrued Int on Bonds	0.00	0.00	0.00	0.00	0.00	* Source of Revenue
30	Debt Service Fund or Fund Group	0.00	0.00	0.00	0.00	0.00	Fund

Revenue Report

Printed: 2/5/2016 1:46 PM
PUTNAM COUNTY CUSD #535

Transportation Fund 40

Source of Revenue 1112 Bond and Interest Purposes Levy
Source of Revenue

Account	Description	M.T.D. Revenue	Y.T.D. Revenue	Revenue Budget	Budget Balance Revenue	% of Budget	State Account Number
Bond and Interest Purposes Levy							
40-111200-1	FIRST PRIOR YR LEVY TRAN	0.00	230,487.60	230,026.00	(461.60)	100.20	40-1112
1112	Bond and Interest Purposes Levy	0.00	230,487.60	230,026.00	(461.60)	100.20	* Source of Revenue
1St Prior Yr-Tort							
40-112200-1	1ST PRIOR YR LEVY-TORT	0.00	0.00	0.00	0.00	0.00	40-1122
1122	1St Prior Yr-Tort	0.00	0.00	0.00	0.00	0.00	* Source of Revenue
Corp Pers Prop Repl Tax							
40-123000-1	CORP REPLACEMNT PROP TAX	0.00	50,000.00	50,000.00	0.00	100.00	40-1230
1230	Corp Pers Prop Repl Tax	0.00	50,000.00	50,000.00	0.00	100.00	* Source of Revenue
Spec Ed Trans-Pupils/Pare							
40-144100-1	ORPHANAGE TRANS REIMB	0.00	0.00	0.00	0.00	0.00	40-1441
1441	Spec Ed Trans-Pupils/Pare	0.00	0.00	0.00	0.00	0.00	* Source of Revenue
Interest On Investments							
40-151100-1	TRANSP-INT	52.55	385.85	1,000.00	614.15	38.59	40-1511
1511	Interest On Investments	52.55	385.85	1,000.00	614.15	38.59	* Source of Revenue
Refund-Prior Yr Expenditu							
40-195000-1	REFUND TRANSP	0.00	0.00	0.00	0.00	0.00	40-1950
1950	Refund-Prior Yr Expenditu	0.00	0.00	0.00	0.00	0.00	* Source of Revenue
Other Local Revenues							
40-199900-1	OTHER LOCAL REVENUE	848.96	3,248.44	11,000.00	7,751.56	29.53	40-1999
1999	Other Local Revenues	848.96	3,248.44	11,000.00	7,751.56	29.53	* Source of Revenue
Transportation Regular/Vocational							
40-350000-1	REG TRANSPORTATION AID	0.00	119,306.34	365,500.00	246,193.66	32.64	40-3500
3500	Transportation Regular/Vocational	0.00	119,306.34	365,500.00	246,193.66	32.64	* Source of Revenue
Transportation-Vocational							
40-350500-1	VOC TRANSPORTATION AID	0.00	0.00	13,170.00	13,170.00	0.00	40-3505
3505	Transportation-Vocational	0.00	0.00	13,170.00	13,170.00	0.00	* Source of Revenue
Transportation-Spec Ed							
40-351000-1	SP ED TRANSPORTATION AID	0.00	85,845.05	205,251.00	119,405.95	41.82	40-3510
3510	Transportation-Spec Ed	0.00	85,845.05	205,251.00	119,405.95	41.82	* Source of Revenue
Other State Revenue							
40-351100-1	OTHER STATE REVENUE	0.00	0.00	0.00	0.00	0.00	40-3511
3511	Other State Revenue	0.00	0.00	0.00	0.00	0.00	* Source of Revenue

Revenue Report

Printed: 2/5/2016 1:46 PM
PUTNAM COUNTY CUSD #535

Transportation Fund 40

Source of Revenue 3705 Early Childhood - Block Grant
Source of Revenue

Account	Description	M.T.D. Revenue	Y.T.D. Revenue	Revenue Budget	Budget Balance Revenue	% of Budget	State Account Number
Early Childhood - Block Grant							
40-370500-26	ECE TRANSPORTATION	22,996.00	100,596.00	100,596.00	0.00	100.00	40-3705
3705	Early Childhood - Block Grant	22,996.00	100,596.00	100,596.00	0.00	100.00	* Source of Revenue
ARRA IDEA PART B							
40-485700-44	IDEA ARRA	0.00	0.00	0.00	0.00	0.00	40-4857
4857	ARRA IDEA PART B	0.00	0.00	0.00	0.00	0.00	* Source of Revenue
Permanent Transfer							
40-713000-1	PERMANENT TRANSFER	0.00	0.00	0.00	0.00	0.00	40-7130-1
7130	Permanent Transfer	0.00	0.00	0.00	0.00	0.00	* Source of Revenue
40	Transportation Fund	23,897.51	589,869.28	976,543.00	386,673.72	60.40	Fund

Revenue Report

Printed: 2/5/2016 1:46 PM
PUTNAM COUNTY CUSD #535

I.M.R.F./Soc. Sec. Fund 50							
Source of Revenue		1112	Bond and Interest Purposes Levy				
Source of Revenue							
Account	Description	M.T.D. Revenue	Y.T.D. Revenue	Revenue Budget	Budget Balance Revenue	% of Budget	State Account Number
Bond and Interest Purposes Levy							
50-111200-1	FIRST PRIOR YR LEVY-IMRF	0.00	177,578.77	177,511.00	(67.77)	100.04	50-1112
50-111201-1	FIRST PRIOR YR-SS	0.00	0.00	0.00	0.00	0.00	50-1112
1112 Bond and Interest Purposes Levy		<u>0.00</u>	<u>177,578.77</u>	<u>177,511.00</u>	<u>(67.77)</u>	<u>100.04</u>	* Source of Revenue
Working Cash Purposes Levy							
50-111500-1	MEDICARE-FIRST PRIOR YR	0.00	0.00	0.00	0.00	0.00	50-1115
1115 Working Cash Purposes Levy		<u>0.00</u>	<u>0.00</u>	<u>0.00</u>	<u>0.00</u>	<u>0.00</u>	* Source of Revenue
Soc.Sec./Med Only Levy							
50-115000-1	FIRST PRIOR YR-S S	0.00	0.00	0.00	0.00	0.00	50-1150
1150 Soc.Sec./Med Only Levy		<u>0.00</u>	<u>0.00</u>	<u>0.00</u>	<u>0.00</u>	<u>0.00</u>	* Source of Revenue
Corp Pers Prop Repl Tax							
50-123000-1	CORP PERS PROP REPL TAX	0.00	174,252.00	174,252.00	0.00	100.00	50-1230
1230 Corp Pers Prop Repl Tax		<u>0.00</u>	<u>174,252.00</u>	<u>174,252.00</u>	<u>0.00</u>	<u>100.00</u>	* Source of Revenue
Interest On Investments							
50-151100-1	IMRF-INT	107.25	655.19	1,000.00	344.81	65.52	50-1511
1511 Interest On Investments		<u>107.25</u>	<u>655.19</u>	<u>1,000.00</u>	<u>344.81</u>	<u>65.52</u>	* Source of Revenue
Other Local Revenues							
50-199900-1	OTHER LOCAL REVENUE	0.00	0.00	0.00	0.00	0.00	50-1999
1999 Other Local Revenues		<u>0.00</u>	<u>0.00</u>	<u>0.00</u>	<u>0.00</u>	<u>0.00</u>	* Source of Revenue
50 I.M.R.F./Soc. Sec. Fund		<u>107.25</u>	<u>352,485.96</u>	<u>352,763.00</u>	<u>277.04</u>	<u>99.92</u>	Fund

Revenue Report

Printed: 2/5/2016 1:46 PM
PUTNAM COUNTY CUSD #535

Capital Projects Fund or Fund Group 60							
Source of Revenue							
1112 Bond and Interest Purposes Levy							
Account	Description	M.T.D. Revenue	Y.T.D. Revenue	Revenue Budget	Budget Balance Revenue	% of Budget	State Account Number
Bond and Interest Purposes Levy							
60-111200-1	FIRST PRIOR CAP PROJ	0.00	0.00	0.00	0.00	0.00	60-1112
1112	Bond and Interest Purposes Levy	0.00	0.00	0.00	0.00	0.00	* Source of Revenue
Interest On Investments							
60-151100-1	INTEREST-CAP PROJ	0.00	0.00	0.00	0.00	0.00	60-1511
1511	Interest On Investments	0.00	0.00	0.00	0.00	0.00	* Source of Revenue
Refund-Prior Yr Expenditu							
60-195000-1	REFUND PRIOR YR EXP	0.00	0.00	0.00	0.00	0.00	60-1950
1950	Refund-Prior Yr Expenditu	0.00	0.00	0.00	0.00	0.00	* Source of Revenue
Other Local Revenues							
60-199900-1	OTHER LOCAL REV CAP PROJ	0.00	0.00	0.00	0.00	0.00	60-1999
1999	Other Local Revenues	0.00	0.00	0.00	0.00	0.00	* Source of Revenue
Infrastructure Improv-Planning/Construction							
60-392000-1	INFRA IMPROVE-PLAN/CONST	0.00	0.00	0.00	0.00	0.00	60-3920
3920	Infrastructure Improv-Planning/Construction	0.00	0.00	0.00	0.00	0.00	* Source of Revenue
Transfer from Other Funds for Capital Projects							
60-780000-1	IEMA/CDB TRANSFER	0.00	0.00	0.00	0.00	0.00	60-7800
7800	Transfer from Other Funds for Capital Projects	0.00	0.00	0.00	0.00	0.00	* Source of Revenue
60	Capital Projects Fund or Fund Group	0.00	0.00	0.00	0.00	0.00	Fund

Revenue Report

Printed: 2/5/2016 1:46 PM
PUTNAM COUNTY CUSD #535

Working Cash Fund 70							
Source of Revenue		1112	Bond and Interest Purposes Levy				
Source of Revenue							
Account	Description	M.T.D. Revenue	Y.T.D. Revenue	Revenue Budget	Budget Balance Revenue	% of Budget	State Account Number
Bond and Interest Purposes Levy							
70-111200-1	FIRST PRIOR YR WRKG CASH	0.00	57,623.00	57,506.00	(117.00)	100.20	70-1112
1112	Bond and Interest Purposes Levy	0.00	57,623.00	57,506.00	(117.00)	100.20	* Source of Revenue
Interest On Investments							
70-151100-1	WC-INT	523.34	3,236.19	9,200.00	5,963.81	35.18	70-1511
1511	Interest On Investments	523.34	3,236.19	9,200.00	5,963.81	35.18	* Source of Revenue
Sale Of Bonds							
70-721000-1	PRINCIPAL ON BONDS SOLD	0.00	0.00	0.00	0.00	0.00	70-7210
7210	Sale Of Bonds	0.00	0.00	0.00	0.00	0.00	* Source of Revenue
70	Working Cash Fund	523.34	60,859.19	66,706.00	5,846.81	91.23	Fund

73

Revenue Report

Printed: 2/5/2016 1:46 PM
PUTNAM COUNTY CUSD #535

Tort Immunity and Judgment Fund 80

Source of Revenue 1112 Bond and Interest Purposes Levy
Source of Revenue

Account	Description	M.T.D. Revenue	Y.T.D. Revenue	Revenue Budget	Budget Balance Revenue	% of Budget	State Account Number
Bond and Interest Purposes Levy							
80-111200-1	FIRST PRIOR YEAR LEVY	0.00	329,751.12	329,627.00	(124.12)	100.04	80-1112
1112	Bond and Interest Purposes Levy	0.00	329,751.12	329,627.00	(124.12)	100.04	* Source of Revenue
Corp Pers Prop Repl Tax							
80-123000-1	CORP PERS PROP REPLCMT TAX	0.00	0.00	0.00	0.00	0.00	80-1230-1
1230	Corp Pers Prop Repl Tax	0.00	0.00	0.00	0.00	0.00	* Source of Revenue
Interest On Investments							
80-151100-1	TORT-INTEREST	47.35	409.28	600.00	190.72	68.21	80-1511
1511	Interest On Investments	47.35	409.28	600.00	190.72	68.21	* Source of Revenue
Refund-Prior Yr Expenditu							
80-195000-1	REFUND PRIOR YR EXP	0.00	0.00	0.00	0.00	0.00	80-1950
1950	Refund-Prior Yr Expenditu	0.00	0.00	0.00	0.00	0.00	* Source of Revenue
Other Local Revenues							
80-199900-1	OTHER LOCAL REVENUE	0.00	0.00	0.00	0.00	0.00	80-1999
1999	Other Local Revenues	0.00	0.00	0.00	0.00	0.00	* Source of Revenue
80	Tort Immunity and Judgment Fund	47.35	330,160.40	330,227.00	66.60	99.98	Fund

74

Revenue Report

Printed: 2/5/2016 1:46 PM
PUTNAM COUNTY CUSD #535

Fire Prevention/Life Safety 90							
Source of Revenue		Bond and Interest Purposes Levy					
Source of Revenue							
Account	Description	M.T.D. Revenue	Y.T.D. Revenue	Revenue Budget	Budget Balance Revenue	% of Budget	State Account Number
Bond and Interest Purposes Levy							
90-111200-1	FIRST PRIOR YEAR LEVY L/	0.00	57,623.00	57,506.00	(117.00)	100.20	90-1112
1112	Bond and Interest Purposes Levy	0.00	57,623.00	57,506.00	(117.00)	100.20	* Source of Revenue
Corp Pers Prop Repl Tax							
90-123000-1	L/S CORP REPL TAX	0.00	0.00	0.00	0.00	0.00	90-1230
1230	Corp Pers Prop Repl Tax	0.00	0.00	0.00	0.00	0.00	* Source of Revenue
Interest On Investments							
90-151100-1	LS-INT ON INVESTMENTS	47.31	888.65	2,000.00	1,111.35	44.43	90-1511
1511	Interest On Investments	47.31	888.65	2,000.00	1,111.35	44.43	* Source of Revenue
Other Local Revenues							
90-199900-1	OTHER REVENUE	0.00	0.00	0.00	0.00	0.00	90-1999
1999	Other Local Revenues	0.00	0.00	0.00	0.00	0.00	* Source of Revenue
Permanent Transfer of Working Cash Fund Interest							
90-712000-1	TRANSFER FROM W/C	0.00	0.00	0.00	0.00	0.00	90-7120
7120	Permanent Transfer of Working Cash Fund Interest	0.00	0.00	0.00	0.00	0.00	* Source of Revenue
Sale Of Bonds							
90-721000-1	SALE OF BONDS	0.00	0.00	0.00	0.00	0.00	90-7210
7210	Sale Of Bonds	0.00	0.00	0.00	0.00	0.00	* Source of Revenue
90	Fire Prevention/Life Safety	47.31	58,511.65	59,506.00	994.35	98.33	Fund
Report Total:		<u>662,553.59</u>	<u>7,627,521.85</u>	<u>10,455,015.00</u>	<u>2,827,493.15</u>	<u>72.96</u>	

Expenditure Report

Printed: 2/5/2016 1:45 PM
PUTNAM COUNTY CUSD #535

Education Fund 10

Function 1000 Instruction
Function 1110 Elementary
Object 100 Salaries

Account	Description	M.T.D. Activity	Y.T.D. Activity	Open Encumb.	Current Budget	Budget Balance	% of Budget	State Account Number
100	Salaries	43,905.83	288,961.79	0.00	531,943.00	242,981.21	54.32	
200	Employee Benefits	10,980.45	65,344.20	0.00	123,000.00	57,655.80	53.13	
300	Purchased Services	399.15	7,165.21	0.00	11,719.00	4,553.79	61.14	
400	Supplies And Materials	360.95	14,338.70	757.63	25,800.00	10,703.67	58.51	
500	Capital Outlay	0.00	23,185.00	0.00	49,500.00	26,315.00	46.84	
1110	Elementary	55,646.38	398,994.90	757.63	741,962.00	342,209.47	53.88	** Function
100	Salaries	42,935.33	276,893.17	0.00	519,000.00	242,106.83	53.35	
200	Employee Benefits	11,390.06	66,874.84	0.00	131,000.00	64,125.16	51.05	
300	Purchased Services	442.39	4,171.75	0.00	8,000.00	3,828.25	52.15	
400	Supplies And Materials	514.74	6,213.18	490.25	15,800.00	9,096.57	42.43	
500	Capital Outlay	0.00	775.34	0.00	1,500.00	724.66	51.69	
1111	Primary	55,282.52	354,928.28	490.25	675,300.00	319,881.47	52.63	** Function
100	Salaries	36,221.78	257,822.64	0.00	524,000.00	266,177.36	49.20	
200	Employee Benefits	9,884.11	58,955.43	0.00	133,000.00	74,044.57	44.33	
300	Purchased Services	1,638.83	5,246.04	0.00	9,000.00	3,753.96	58.29	
400	Supplies And Materials	3,219.67	70,801.44	19,693.57	206,600.00	116,104.99	43.80	
500	Capital Outlay	0.00	0.00	0.00	1,500.00	1,500.00	0.00	
600	Other Objects	0.00	175.00	0.00	1,000.00	825.00	17.50	
1112	Junior High	50,964.39	393,000.55	19,693.57	875,100.00	462,405.88	47.16	** Function
100	Salaries	63,520.43	426,884.84	0.00	800,988.00	374,103.16	53.29	
200	Employee Benefits	19,119.77	112,321.06	0.00	223,000.00	110,678.94	50.37	
300	Purchased Services	891.96	6,786.05	0.00	10,800.00	4,013.95	62.83	
400	Supplies And Materials	1,705.49	33,390.56	3,250.25	97,850.00	61,209.19	37.45	
500	Capital Outlay	0.00	0.00	0.00	1,500.00	1,500.00	0.00	
600	Other Objects	0.00	303.00	0.00	1,000.00	697.00	30.30	
1113	High School	85,237.65	579,685.51	3,250.25	1,135,138.00	552,202.24	51.35	** Function
100	Salaries	0.00	0.00	0.00	0.00	0.00	0.00	
1114	Reading Imp	0.00	0.00	0.00	0.00	0.00	0.00	** Function
100	Salaries	6,428.07	53,251.27	0.00	78,300.00	25,048.73	68.01	
200	Employee Benefits	2,180.94	13,764.68	0.00	24,200.00	10,435.32	56.88	
300	Purchased Services	76.80	787.58	0.00	3,750.00	2,962.42	21.00	
400	Supplies And Materials	360.91	1,238.78	290.98	5,620.00	4,090.24	27.22	
500	Capital Outlay	0.00	0.00	0.00	1,500.00	1,500.00	0.00	
600	Other Objects	0.00	130.00	0.00	800.00	670.00	16.25	

76

Expenditure Report

Printed: 2/5/2016 1:45 PM
PUTNAM COUNTY CUSD #535

Education Fund 10

Function 1000 Instruction
Function 1115 MUSIC
Object 600 Other Objects

Account	Description	M.T.D. Activity	Y.T.D. Activity	Open Encumb.	Current Budget	Budget Balance	% of Budget	State Account Number
1115	MUSIC	9,046.72	69,172.31	290.98	114,170.00	44,706.71	60.84	** Function
100	Salaries	0.00	0.00	0.00	0.00	0.00	0.00	
400	Supplies And Materials	0.00	0.00	0.00	6,000.00	6,000.00	0.00	
1116	Accel Reader	0.00	0.00	0.00	6,000.00	6,000.00	0.00	** Function
100	Salaries	11,436.34	80,944.66	0.00	143,300.00	62,355.34	56.49	
200	Employee Benefits	2,222.54	13,649.79	0.00	26,600.00	12,950.21	51.32	
300	Purchased Services	0.00	264.40	0.00	2,800.00	2,535.60	9.44	
400	Supplies And Materials	327.39	3,895.10	754.31	9,200.00	4,550.59	50.54	
500	Capital Outlay	0.00	0.00	0.00	0.00	0.00	0.00	
1125	Pre-K Programs	13,986.27	98,753.95	754.31	181,900.00	82,391.74	54.70	** Function
600	Other Objects	0.00	0.00	0.00	0.00	0.00	0.00	
1203	Emh Handicapped lighted way	0.00	0.00	0.00	0.00	0.00	0.00	** Function
100	Salaries	0.00	810.00	0.00	2,500.00	1,690.00	32.40	
200	Employee Benefits	0.00	56.54	0.00	500.00	443.46	11.31	
300	Purchased Services	10,518.48	29,366.77	0.00	73,000.00	43,633.23	40.23	
400	Supplies And Materials	0.00	0.00	0.00	0.00	0.00	0.00	
1204	Physically Hndcap Homebound	10,518.48	30,233.31	0.00	76,000.00	45,766.69	39.78	** Function
300	Purchased Services	0.00	0.00	0.00	800.00	800.00	0.00	
1206	Visually Impaired (Vi)	0.00	0.00	0.00	800.00	800.00	0.00	** Function
300	Purchased Services	16.13	10,611.03	0.00	13,300.00	2,688.97	79.78	
400	Supplies And Materials	0.00	0.00	0.00	0.00	0.00	0.00	
1207	Hard Of Hearing (Hh)	16.13	10,611.03	0.00	13,300.00	2,688.97	79.78	** Function
100	Salaries	4,114.51	29,759.53	0.00	53,000.00	23,240.47	56.15	
200	Employee Benefits	1,192.62	7,259.61	0.00	14,200.00	6,940.39	51.12	
300	Purchased Services	20,765.97	42,444.60	0.00	43,100.00	655.40	98.48	
400	Supplies And Materials	0.00	450.00	0.00	650.00	200.00	69.23	
1210	Speech & Lang.Impaired	26,073.10	79,913.74	0.00	110,950.00	31,036.26	72.03	** Function
100	Salaries	0.00	0.00	0.00	0.00	0.00	0.00	
200	Employee Benefits	0.00	0.00	0.00	0.00	0.00	0.00	
300	Purchased Services	0.00	0.00	0.00	0.00	0.00	0.00	
400	Supplies And Materials	0.00	0.00	0.00	0.00	0.00	0.00	
1214	PRESCHOOL	0.00	0.00	0.00	0.00	0.00	0.00	** Function
100	Salaries	0.00	0.00	0.00	0.00	0.00	0.00	
200	Employee Benefits	0.00	0.00	0.00	0.00	0.00	0.00	

77

Expenditure Report

Printed: 2/5/2016 1:45 PM
PUTNAM COUNTY CUSD #535

Education Fund 10

Function 1000 Instruction
Function 1219 Pre Kind EARLY CHILDHOOD
Object 300 Purchased Services

Account	Description	M.T.D. Activity	Y.T.D. Activity	Open Encumb.	Current Budget	Budget Balance	% of Budget	State Account Number
300	Purchased Services	0.00	0.00	0.00	0.00	0.00	0.00	
400	Supplies And Materials	0.00	0.00	0.00	0.00	0.00	0.00	
1219	Pre Kind EARLY CHILDHOOD	0.00	0.00	0.00	0.00	0.00	0.00	** Function
100	Salaries	76,894.62	513,835.18	0.00	958,000.00	444,164.82	53.64	
200	Employee Benefits	18,818.94	119,033.70	0.00	241,000.00	121,966.30	49.39	
300	Purchased Services	460.77	2,821.41	0.00	6,800.00	3,978.59	41.49	
400	Supplies And Materials	763.00	43,510.90	293.78	46,300.00	2,495.32	94.61	
500	Capital Outlay	0.00	0.00	0.00	0.00	0.00	0.00	
1220	Cross-Categorical (Cc)	96,937.33	679,201.19	293.78	1,252,100.00	572,605.03	54.27	** Function
100	Salaries	0.00	0.00	0.00	0.00	0.00	0.00	
200	Employee Benefits	0.00	0.00	0.00	0.00	0.00	0.00	
300	Purchased Services	0.00	0.00	0.00	0.00	0.00	0.00	
400	Supplies And Materials	0.00	0.00	0.00	0.00	0.00	0.00	
500	Capital Outlay	0.00	0.00	0.00	0.00	0.00	0.00	
1222	MI	0.00	0.00	0.00	0.00	0.00	0.00	** Function
100	Salaries	4,907.25	34,003.94	0.00	61,800.00	27,796.06	55.02	
200	Employee Benefits	1,588.20	8,411.14	0.00	12,500.00	4,088.86	67.29	
300	Purchased Services	0.00	0.00	0.00	0.00	0.00	0.00	
400	Supplies And Materials	0.00	0.00	0.00	1,220.00	1,220.00	0.00	
1225	Special Education Programs Pre-K	6,495.45	42,415.08	0.00	75,520.00	33,104.92	56.16	** Function
100	Salaries	4,674.96	30,034.23	0.00	52,100.00	22,065.77	57.65	
200	Employee Benefits	2,988.71	14,142.86	0.00	31,400.00	17,257.14	45.04	
300	Purchased Services	388.80	8,460.95	932.00	8,732.00	(660.95)	107.57	
400	Supplies And Materials	1,015.57	7,400.35	7,186.39	1,400.00	(13,186.74)	1,041.91	
500	Capital Outlay	0.00	0.00	0.00	0.00	0.00	0.00	
1250	Remedial and Supplemental Programs K-12	9,068.04	60,038.39	8,118.39	93,632.00	25,475.22	72.79	** Function
100	Salaries	3,071.24	22,383.70	0.00	43,500.00	21,116.30	51.46	
200	Employee Benefits	1,116.46	6,625.99	0.00	13,000.00	6,374.01	50.97	
300	Purchased Services	25.33	631.49	0.00	3,500.00	2,868.51	18.04	
400	Supplies And Materials	0.00	3,719.38	0.00	8,889.00	5,169.62	41.84	
500	Capital Outlay	0.00	0.00	0.00	0.00	0.00	0.00	
600	Other Objects	0.00	0.00	0.00	500.00	500.00	0.00	
1401	VOCATIONAL AG	4,213.03	33,360.56	0.00	69,389.00	36,028.44	48.08	** Function
100	Salaries	3,660.01	24,022.33	0.00	51,000.00	26,977.67	47.10	

78

Expenditure Report

Printed: 2/5/2016 1:45 PM
PUTNAM COUNTY CUSD #535

Education Fund 10

Function 1000 Instruction
Function 1402 INDUSTRIAL ARTS
Object 200 Employee Benefits

Account	Description	M.T.D. Activity	Y.T.D. Activity	Open Encumb.	Current Budget	Budget Balance	% of Budget	State Account Number
200	Employee Benefits	1,203.98	7,431.83	0.00	17,100.00	9,668.17	43.46	
300	Purchased Services	0.00	0.00	0.00	0.00	0.00	0.00	
400	Supplies And Materials	0.00	2,932.64	543.65	6,412.00	2,935.71	54.22	
500	Capital Outlay	0.00	0.00	0.00	0.00	0.00	0.00	
1402	INDUSTRIAL ARTS	4,863.99	34,386.80	543.65	74,512.00	39,581.55	46.88	** Function
100	Salaries	4,831.20	24,426.00	0.00	49,600.00	25,174.00	49.25	
200	Employee Benefits	1,448.48	8,881.72	0.00	17,100.00	8,218.28	51.94	
300	Purchased Services	0.00	0.00	0.00	600.00	600.00	0.00	
400	Supplies And Materials	0.00	0.00	0.00	0.00	0.00	0.00	
500	Capital Outlay	0.00	0.00	0.00	0.00	0.00	0.00	
1407	BUSINESS ED	6,279.68	33,307.72	0.00	67,300.00	33,992.28	49.49	** Function
100	Salaries	3,003.19	19,678.71	0.00	37,500.00	17,821.29	52.48	
200	Employee Benefits	704.28	4,064.17	0.00	8,000.00	3,935.83	50.80	
300	Purchased Services	0.00	417.20	0.00	1,000.00	582.80	41.72	
400	Supplies And Materials	0.00	0.00	0.00	300.00	300.00	0.00	
1459	CO-OP PROGRAM	3,707.47	24,160.08	0.00	46,800.00	22,639.92	51.62	** Function
100	Salaries	10,487.25	55,976.29	0.00	137,000.00	81,023.71	40.86	
200	Employee Benefits	327.84	935.65	0.00	11,200.00	10,264.35	8.35	
300	Purchased Services	1,871.00	9,953.80	0.00	36,000.00	26,046.20	27.65	
400	Supplies And Materials	87.00	8,419.09	1,019.54	17,700.00	8,261.37	53.33	
500	Capital Outlay	0.00	7,538.25	3,512.00	21,350.00	10,299.75	51.76	
600	Other Objects	475.00	7,407.75	0.00	11,500.00	4,092.25	64.42	
1501	ATHLETICS	13,248.09	90,230.83	4,531.54	234,750.00	139,987.63	40.37	** Function
100	Salaries	0.00	0.00	0.00	0.00	0.00	0.00	
200	Employee Benefits	0.00	0.00	0.00	0.00	0.00	0.00	
300	Purchased Services	0.00	0.00	0.00	0.00	0.00	0.00	
400	Supplies And Materials	0.00	0.00	0.00	0.00	0.00	0.00	
500	Capital Outlay	0.00	0.00	0.00	0.00	0.00	0.00	
600	Other Objects	0.00	0.00	0.00	0.00	0.00	0.00	
1502	Music	0.00	0.00	0.00	0.00	0.00	0.00	** Function
100	Salaries	1,794.80	12,511.42	0.00	28,000.00	15,488.58	44.68	
200	Employee Benefits	18.49	93.48	0.00	1,500.00	1,406.52	6.23	
300	Purchased Services	0.00	0.00	0.00	1,000.00	1,000.00	0.00	
400	Supplies And Materials	160.00	3,465.32	364.16	6,300.00	2,470.52	60.79	
600	Other Objects	0.00	0.00	0.00	200.00	200.00	0.00	

79

Expenditure Report

Printed: 2/5/2016 1:45 PM
PUTNAM COUNTY CUSD #535

Education Fund 10

Function 1000 Instruction
Function 1540 EXTRA CURRICULAR
Object 600 Other Objects

Account	Description	M.T.D. Activity	Y.T.D. Activity	Open Encumb.	Current Budget	Budget Balance	% of Budget	State Account Number
1540	EXTRA CURRICULAR	1,973.29	16,070.22	364.16	37,000.00	20,565.62	44.42	** Function
100	Salaries	0.00	11,918.00	0.00	21,000.00	9,082.00	56.75	
200	Employee Benefits	0.00	2,968.55	0.00	3,200.00	231.45	92.77	
300	Purchased Services	0.00	0.00	0.00	0.00	0.00	0.00	
400	Supplies And Materials	0.00	230.46	0.00	250.00	19.54	92.18	
1600	Summer School	0.00	15,117.01	0.00	24,450.00	9,332.99	61.83	** Function
400	Supplies And Materials	0.00	0.00	0.00	0.00	0.00	0.00	
1650	Gifted Programs	0.00	0.00	0.00	0.00	0.00	0.00	** Function
100	Salaries	508.66	4,646.62	0.00	6,300.00	1,653.38	73.76	
200	Employee Benefits	211.28	1,298.11	0.00	900.00	(398.11)	144.23	
300	Purchased Services	0.00	3,035.51	0.00	8,300.00	5,264.49	36.57	
400	Supplies And Materials	0.00	256.45	0.00	2,000.00	1,743.55	12.82	
1700	Drivers Education Program	719.94	9,236.69	0.00	17,500.00	8,263.31	52.78	** Function
100	Salaries	0.00	0.00	0.00	0.00	0.00	0.00	
300	Purchased Services	0.00	0.00	0.00	0.00	0.00	0.00	
400	Supplies And Materials	0.00	0.00	0.00	0.00	0.00	0.00	
500	Capital Outlay	0.00	0.00	0.00	0.00	0.00	0.00	
1800	Bilingual Programs	0.00	0.00	0.00	0.00	0.00	0.00	** Function
600	Other Objects	18,042.06	82,598.56	0.00	180,000.00	97,401.44	45.89	
1912	Special Education Programs K-12 - Private Tuition	18,042.06	82,598.56	0.00	180,000.00	97,401.44	45.89	** Function
1000	Instruction	472,320.01	3,135,416.71	39,088.51	6,103,573.00	2,929,067.78	52.01	* Function
100	Salaries	10,947.19	75,985.65	0.00	133,800.00	57,814.35	56.79	
200	Employee Benefits	3,345.77	20,366.98	0.00	38,300.00	17,933.02	53.18	
300	Purchased Services	0.00	414.08	0.00	1,500.00	1,085.92	27.61	
400	Supplies And Materials	0.00	79.99	0.00	1,170.00	1,090.01	6.84	
500	Capital Outlay	0.00	0.00	0.00	0.00	0.00	0.00	
600	Other Objects	0.00	0.00	0.00	200.00	200.00	0.00	
2110	Attendance/Soc Wrk Serv	14,292.96	96,846.70	0.00	174,970.00	78,123.30	55.35	** Function
100	Salaries	5,480.53	37,841.72	0.00	66,000.00	28,158.28	57.34	
200	Employee Benefits	1,436.21	8,308.51	0.00	15,700.00	7,391.49	52.92	
300	Purchased Services	0.00	411.80	0.00	1,650.00	1,238.20	24.96	
400	Supplies And Materials	0.00	224.86	0.00	450.00	225.14	49.97	
500	Capital Outlay	0.00	0.00	0.00	0.00	0.00	0.00	
600	Other Objects	0.00	0.00	0.00	100.00	100.00	0.00	

00

Expenditure Report

Printed: 2/5/2016 1:45 PM
PUTNAM COUNTY CUSD #535

Education Fund 10

Function 2000 Support Services
Function 2120 Guidance Services
Object 600 Other Objects

Account	Description	M.T.D. Activity	Y.T.D. Activity	Open Encumb.	Current Budget	Budget Balance	% of Budget	State Account Number
2120	Guidance Services	6,916.74	46,786.89	0.00	83,900.00	37,113.11	55.77	** Function
100	Salaries	2,633.26	18,446.45	0.00	40,500.00	22,053.55	45.55	
200	Employee Benefits	535.78	3,750.46	0.00	6,500.00	2,749.54	57.70	
300	Purchased Services	239.51	553.89	0.00	1,700.00	1,146.11	32.58	
400	Supplies And Materials	0.00	575.80	126.00	1,350.00	648.20	51.99	
2134	Nurse Services	3,408.55	23,326.60	126.00	50,050.00	26,597.40	46.86	** Function
100	Salaries	1,205.40	8,414.59	0.00	15,800.00	7,385.41	53.26	
200	Employee Benefits	272.30	1,883.31	0.00	3,600.00	1,716.69	52.31	
300	Purchased Services	0.00	137.20	0.00	24,650.00	24,512.80	0.56	
400	Supplies And Materials	0.00	1,084.38	0.00	1,800.00	715.62	60.24	
500	Capital Outlay	0.00	0.00	0.00	0.00	0.00	0.00	
600	Other Objects	0.00	0.00	0.00	0.00	0.00	0.00	
2140	Psychological Services	1,477.70	11,519.48	0.00	45,850.00	34,330.52	25.12	** Function
300	Purchased Services	711.80	5,218.50	0.00	9,300.00	4,081.50	56.11	
400	Supplies And Materials	0.00	0.00	0.00	0.00	0.00	0.00	
500	Capital Outlay	0.00	0.00	0.00	0.00	0.00	0.00	
2190	Other Support Svs Pupils	711.80	5,218.50	0.00	9,300.00	4,081.50	56.11	** Function
300	Purchased Services	0.00	0.00	0.00	0.00	0.00	0.00	
400	Supplies And Materials	0.00	0.00	0.00	1,000.00	1,000.00	0.00	
600	Other Objects	0.00	0.00	0.00	0.00	0.00	0.00	
2191	OTHER SUPPORT	0.00	0.00	0.00	1,000.00	1,000.00	0.00	** Function
300	Purchased Services	0.00	0.00	0.00	0.00	0.00	0.00	
2192	TITLE V CHART COUNTS	0.00	0.00	0.00	0.00	0.00	0.00	** Function
100	Salaries	0.00	0.00	0.00	0.00	0.00	0.00	
200	Employee Benefits	0.00	0.00	0.00	0.00	0.00	0.00	
300	Purchased Services	0.00	0.00	0.00	0.00	0.00	0.00	
400	Supplies And Materials	0.00	0.00	0.00	0.00	0.00	0.00	
2193	Title IV	0.00	0.00	0.00	0.00	0.00	0.00	** Function
100	Salaries	1,264.19	22,989.47	0.00	51,000.00	28,010.53	45.08	
200	Employee Benefits	74.05	2,581.04	0.00	5,800.00	3,218.96	44.50	
300	Purchased Services	0.00	5,565.87	0.00	21,500.00	15,934.13	25.89	
400	Supplies And Materials	0.00	5,936.38	3,595.97	28,000.00	18,467.65	34.04	
2210	EPIC	1,338.24	37,072.76	3,595.97	106,300.00	65,631.27	38.26	** Function
100	Salaries	0.00	0.00	0.00	0.00	0.00	0.00	

81

Expenditure Report

Printed: 2/5/2016 1:45 PM
PUTNAM COUNTY CUSD #535

Education Fund 10

Function 2000 Support Services
Function 2215 TITLE II CLASS REDUCTION
Object 200 Employee Benefits

Account	Description	M.T.D. Activity	Y.T.D. Activity	Open Encumb.	Current Budget	Budget Balance	% of Budget	State Account Number
200	Employee Benefits	0.00	0.00	0.00	0.00	0.00	0.00	
300	Purchased Services	0.00	0.00	0.00	0.00	0.00	0.00	
400	Supplies And Materials	0.00	0.00	0.00	0.00	0.00	0.00	
2215	TITLE II CLASS REDUCTION	0.00	0.00	0.00	0.00	0.00	0.00	** Function
300	Purchased Services	0.00	0.00	0.00	0.00	0.00	0.00	
400	Supplies And Materials	0.00	0.00	0.00	0.00	0.00	0.00	
500	Capital Outlay	0.00	0.00	0.00	0.00	0.00	0.00	
2218	Quality Assurance	0.00	0.00	0.00	0.00	0.00	0.00	** Function
200	Employee Benefits	0.00	0.00	0.00	0.00	0.00	0.00	
300	Purchased Services	0.00	0.00	0.00	0.00	0.00	0.00	
2219	BLOCK GRANT	0.00	0.00	0.00	0.00	0.00	0.00	** Function
100	Salaries	11,344.93	78,830.86	0.00	142,500.00	63,669.14	55.32	
200	Employee Benefits	1,792.54	10,985.96	0.00	22,200.00	11,214.04	49.49	
300	Purchased Services	46.93	774.52	0.00	2,400.00	1,625.48	32.27	
400	Supplies And Materials	512.83	6,380.64	1,897.61	14,765.00	6,486.75	56.07	
500	Capital Outlay	0.00	0.00	0.00	0.00	0.00	0.00	
2220	MEDIA PROGRAM	13,697.23	96,971.98	1,897.61	181,865.00	82,995.41	54.36	** Function
100	Salaries	4,350.54	31,171.07	0.00	52,000.00	20,828.93	59.94	
200	Employee Benefits	1,260.37	7,690.39	0.00	14,000.00	6,309.61	54.93	
300	Purchased Services	926.54	7,990.06	0.00	23,500.00	15,509.94	34.00	
400	Supplies And Materials	0.00	136.92	0.00	2,700.00	2,563.08	5.07	
2226	TECHNOLOGY	6,537.45	46,988.44	0.00	92,200.00	45,211.56	50.96	** Function
100	Salaries	0.00	0.00	0.00	0.00	0.00	0.00	
200	Employee Benefits	0.00	0.00	0.00	0.00	0.00	0.00	
300	Purchased Services	0.00	0.00	0.00	0.00	0.00	0.00	
2230	Assessment/Testing	0.00	0.00	0.00	0.00	0.00	0.00	** Function
100	Salaries	247.05	4,416.66	0.00	5,765.00	1,348.34	76.61	
200	Employee Benefits	0.00	0.00	0.00	0.00	0.00	0.00	
300	Purchased Services	617.00	38,587.61	0.00	60,000.00	21,412.39	64.31	
400	Supplies And Materials	1,435.08	22,804.63	2,848.04	39,300.00	13,647.33	65.27	
500	Capital Outlay	0.00	0.00	0.00	0.00	0.00	0.00	
600	Other Objects	59.75	12,108.60	0.00	25,000.00	12,891.40	48.43	
2310	Brd Ed Services	2,358.88	77,917.50	2,848.04	130,065.00	49,299.46	62.10	** Function
100	Salaries	8,298.20	59,880.25	0.00	100,000.00	40,119.75	59.88	

82

Expenditure Report

Printed: 2/5/2016 1:45 PM
PUTNAM COUNTY CUSD #535

Education Fund 10

Function 2000 Support Services
Function 2320 Executive Adm. Serv
Object 200 Employee Benefits

Account	Description	M.T.D. Activity	Y.T.D. Activity	Open Encumb.	Current Budget	Budget Balance	% of Budget	State Account Number
200	Employee Benefits	2,649.18	17,860.86	0.00	30,100.00	12,239.14	59.34	
300	Purchased Services	668.32	6,792.35	0.00	13,300.00	6,507.65	51.07	
400	Supplies And Materials	78.38	6,075.11	0.00	6,099.00	23.89	99.61	
500	Capital Outlay	0.00	1,986.50	0.00	1,500.00	(486.50)	132.43	
600	Other Objects	0.00	1,024.84	0.00	1,000.00	(24.84)	102.48	
2320	Executive Adm. Serv	11,694.08	93,619.91	0.00	151,999.00	58,379.09	61.59	** Function
100	Salaries	43,113.68	301,492.67	0.00	541,000.00	239,507.33	55.73	
200	Employee Benefits	13,297.93	92,886.96	0.00	165,000.00	72,113.04	56.30	
300	Purchased Services	254.05	2,530.82	0.00	8,000.00	5,469.18	31.64	
400	Supplies And Materials	275.91	4,735.17	0.00	12,420.00	7,684.83	38.13	
500	Capital Outlay	0.00	1,308.94	0.00	1,500.00	191.06	87.26	
600	Other Objects	0.00	850.86	0.00	4,000.00	3,149.14	21.27	
2410	Office Of Principal Serv	56,941.57	403,805.42	0.00	731,920.00	328,114.58	55.17	** Function
100	Salaries	0.00	0.00	0.00	0.00	0.00	0.00	
200	Employee Benefits	0.00	0.00	0.00	0.00	0.00	0.00	
300	Purchased Services	0.00	0.00	0.00	0.00	0.00	0.00	
400	Supplies And Materials	0.00	0.00	0.00	0.00	0.00	0.00	
500	Capital Outlay	0.00	0.00	0.00	0.00	0.00	0.00	
600	Other Objects	0.00	0.00	0.00	0.00	0.00	0.00	
2510	Dirctn Business Suppt Ser	0.00	0.00	0.00	0.00	0.00	0.00	** Function
100	Salaries	7,675.39	54,754.47	0.00	102,000.00	47,245.53	53.68	
200	Employee Benefits	560.77	3,926.67	0.00	7,300.00	3,373.33	53.79	
300	Purchased Services	0.00	258.00	0.00	2,700.00	2,442.00	9.56	
400	Supplies And Materials	0.00	0.00	0.00	0.00	0.00	0.00	
500	Capital Outlay	0.00	0.00	0.00	0.00	0.00	0.00	
600	Other Objects	0.00	0.00	0.00	450.00	450.00	0.00	
2520	Fiscal Services	8,236.16	58,939.14	0.00	112,450.00	53,510.86	52.41	** Function
100	Salaries	12,657.43	89,357.31	0.00	156,190.00	66,832.69	57.21	
200	Employee Benefits	2,751.04	19,257.28	0.00	34,375.00	15,117.72	56.02	
300	Purchased Services	0.00	217.62	0.00	2,800.00	2,582.38	7.77	
400	Supplies And Materials	18,071.69	116,357.74	0.00	244,600.00	128,242.26	47.57	
500	Capital Outlay	0.00	0.00	0.00	8,000.00	8,000.00	0.00	
600	Other Objects	0.00	0.00	0.00	400.00	400.00	0.00	
2560	Food Services	33,480.16	225,189.95	0.00	446,365.00	221,175.05	50.45	** Function
300	Purchased Services	126.63	2,310.53	0.00	6,200.00	3,889.47	37.27	

83

Expenditure Report

Printed: 2/5/2016 1:45 PM
PUTNAM COUNTY CUSD #535

Education Fund 10

Function 2000 Support Services
Function 2630 Information Services
Object 300 Purchased Services

Account	Description	M.T.D. Activity	Y.T.D. Activity	Open Encumb.	Current Budget	Budget Balance	% of Budget	State Account Number
2630	Information Services	126.63	2,310.53	0.00	6,200.00	3,889.47	37.27	** Function
300	Purchased Services	0.00	0.00	0.00	5,000.00	5,000.00	0.00	
400	Supplies And Materials	0.00	640.00	0.00	14,600.00	13,960.00	4.38	
2660	DATA PROCESSING	0.00	640.00	0.00	19,600.00	18,960.00	3.27	** Function
2000	Support Services	161,218.15	1,227,153.80	8,467.62	2,344,034.00	1,108,412.58	52.71	* Function
600	Other Objects	0.00	5,799.06	0.00	9,500.00	3,700.94	61.04	
4120	Payments Sp Ed Programs	0.00	5,799.06	0.00	9,500.00	3,700.94	61.04	** Function
600	Other Objects	0.00	0.00	0.00	0.00	0.00	0.00	
4140	Payments for CTE Programs	0.00	0.00	0.00	0.00	0.00	0.00	** Function
300	Purchased Services	0.00	0.00	0.00	0.00	0.00	0.00	
600	Other Objects	0.00	0.00	0.00	5,000.00	5,000.00	0.00	
4190	Other Pymnts Gov In State	0.00	0.00	0.00	5,000.00	5,000.00	0.00	** Function
600	Other Objects	0.00	0.00	0.00	6,000.00	6,000.00	0.00	
4210	Payments for Regular Programs - Tuition	0.00	0.00	0.00	6,000.00	6,000.00	0.00	** Function
600	Other Objects	0.00	63,543.74	0.00	120,000.00	56,456.26	52.95	
4220	Payments for Special Education Programs - Tuition	0.00	63,543.74	0.00	120,000.00	56,456.26	52.95	** Function
600	Other Objects	0.00	16,875.00	0.00	35,000.00	18,125.00	48.21	
4240	Payments for CTE Programs - Tuition	0.00	16,875.00	0.00	35,000.00	18,125.00	48.21	** Function
4000	Nonprogrammed Charges	0.00	86,217.80	0.00	175,500.00	89,282.20	49.13	* Function
600	Other Objects	0.00	0.00	0.00	10,000.00	10,000.00	0.00	
6000	Provision For Contingencs	0.00	0.00	0.00	10,000.00	10,000.00	0.00	** Function
6000	Provision For Contingencs	0.00	0.00	0.00	10,000.00	10,000.00	0.00	* Function
600	Other Objects	0.00	0.00	0.00	0.00	0.00	0.00	
8130	Prmt Trns From Ed Fund	0.00	0.00	0.00	0.00	0.00	0.00	** Function
8000	Other Financing Uses	0.00	0.00	0.00	0.00	0.00	0.00	* Function
10	Education Fund	633,538.16	4,448,788.31	47,556.13	8,633,107.00	4,136,762.56	52.08	Fund

84

Expenditure Report

Printed: 2/5/2016 1:45 PM
PUTNAM COUNTY CUSD #535

Oper, Build, & Maint Fund 20

Function 2000 Support Services
Function 2530 Function 2530
Object 500 Capital Outlay

Account	Description	M.T.D. Activity	Y.T.D. Activity	Open Encumb.	Current Budget	Budget Balance	% of Budget	State Account Number
500	Capital Outlay	0.00	0.00	0.00	0.00	0.00	0.00	
2530	Function 2530	0.00	0.00	0.00	0.00	0.00	0.00	** Function
100	Salaries	21,553.10	199,584.33	0.00	392,000.00	192,415.67	50.91	
200	Employee Benefits	4,076.66	29,540.73	0.00	52,000.00	22,459.27	56.81	
300	Purchased Services	12,355.32	101,003.75	0.00	212,200.00	111,196.25	47.60	
400	Supplies And Materials	19,219.62	142,529.85	40.00	307,700.00	165,130.15	46.33	
500	Capital Outlay	0.00	356,885.00	0.00	408,500.00	51,615.00	87.36	
2542	Care & Upkeep Bldg Serv	57,204.70	829,543.66	40.00	1,372,400.00	542,816.34	60.45	** Function
100	Salaries	0.00	0.00	0.00	0.00	0.00	0.00	
300	Purchased Services	0.00	27,445.50	0.00	36,300.00	8,854.50	75.61	
400	Supplies And Materials	2,958.39	10,419.99	0.00	12,500.00	2,080.01	83.36	
500	Capital Outlay	280.00	12,748.12	0.00	73,000.00	60,251.88	17.46	
600	Other Objects	0.00	0.00	0.00	50.00	50.00	0.00	
2543	Care Upkeep Grnds Serv	3,238.39	50,613.61	0.00	121,850.00	71,236.39	41.54	** Function
2000	Support Services	60,443.09	880,157.27	40.00	1,494,250.00	614,052.73	58.91	* Function
600	Other Objects	0.00	0.00	0.00	0.00	0.00	0.00	
6000	Provision For Contingencs	0.00	0.00	0.00	0.00	0.00	0.00	** Function
6000	Provision For Contingencs	0.00	0.00	0.00	0.00	0.00	0.00	* Function
500	Capital Outlay	0.00	0.00	0.00	0.00	0.00	0.00	
8800	Function 8800	0.00	0.00	0.00	0.00	0.00	0.00	** Function
8000	Other Financing Uses	0.00	0.00	0.00	0.00	0.00	0.00	* Function
20	Oper, Build, & Maint Fund	60,443.09	880,157.27	40.00	1,494,250.00	614,052.73	58.91	Fund

85

Expenditure Report

Printed: 2/5/2016 1:45 PM
PUTNAM COUNTY CUSD #535

Debt Service Fund or Fund Group 30

Function 5000 Debt Services
Function 5140 State Aid Anticipation Certificates
Object 600 Other Objects

Account	Description	M.T.D. Activity	Y.T.D. Activity	Open Encumb.	Current Budget	Budget Balance	% of Budget	State Account Number
600	Other Objects	0.00	0.00	0.00	0.00	0.00	0.00	
5140	State Aid Anticipation Certificates	0.00	0.00	0.00	0.00	0.00	0.00	** Function
600	Other Objects	0.00	0.00	0.00	0.00	0.00	0.00	
5200	Debt Service - Interest on Long-Term Debt	0.00	0.00	0.00	0.00	0.00	0.00	** Function
5000	Debt Services	0.00	0.00	0.00	0.00	0.00	0.00	* Function
600	Other Objects	0.00	0.00	0.00	0.00	0.00	0.00	
8140	Prmt Transf Of Interest	0.00	0.00	0.00	0.00	0.00	0.00	** Function
8000	Other Financing Uses	0.00	0.00	0.00	0.00	0.00	0.00	* Function
30	Debt Service Fund or Fund Group	0.00	0.00	0.00	0.00	0.00	0.00	Fund

Expenditure Report

Printed: 2/5/2016 1:45 PM
PUTNAM COUNTY CUSD #535

Transportation Fund 40

Function 2000 Support Services
Function 2550 Pupil Transportation Ser
Object 100 Salaries

Account	Description	M.T.D. Activity	Y.T.D. Activity	Open Encumb.	Current Budget	Budget Balance	% of Budget	State Account Number
100	Salaries	2,886.56	20,112.45	0.00	41,000.00	20,887.55	49.05	
200	Employee Benefits	20.99	942.45	0.00	3,600.00	2,657.55	26.18	
300	Purchased Services	150,638.95	440,891.27	0.00	914,794.00	473,902.73	48.20	
400	Supplies And Materials	8.89	2,158.84	0.00	6,500.00	4,341.16	33.21	
500	Capital Outlay	0.00	0.00	0.00	0.00	0.00	0.00	
2550	Pupil Transportation Ser	153,555.39	464,105.01	0.00	965,894.00	501,788.99	48.05	** Function
2000	Support Services	153,555.39	464,105.01	0.00	965,894.00	501,788.99	48.05	* Function
600	Other Objects	0.00	0.00	0.00	0.00	0.00	0.00	
6000	Provision For Contingencs	0.00	0.00	0.00	0.00	0.00	0.00	** Function
6000	Provision For Contingencs	0.00	0.00	0.00	0.00	0.00	0.00	* Function
600	Other Objects	0.00	0.00	0.00	0.00	0.00	0.00	
8140	Prmt Transf Of Interest	0.00	0.00	0.00	0.00	0.00	0.00	** Function
8000	Other Financing Uses	0.00	0.00	0.00	0.00	0.00	0.00	* Function
40	Transportation Fund	153,555.39	464,105.01	0.00	965,894.00	501,788.99	48.05	Fund

87

Expenditure Report

Printed: 2/5/2016 1:45 PM
PUTNAM COUNTY CUSD #535

I.M.R.F./Soc. Sec. Fund 50

Function 1000 Instruction
Function 1110 Elementary
Object 200 Employee Benefits

Account	Description	M.T.D. Activity	Y.T.D. Activity	Open Encumb.	Current Budget	Budget Balance	% of Budget	State Account Number
200	Employee Benefits	781.13	4,898.20	0.00	11,865.00	6,966.80	41.28	
1110	Elementary	781.13	4,898.20	0.00	11,865.00	6,966.80	41.28	** Function
200	Employee Benefits	594.54	3,888.33	0.00	7,500.00	3,611.67	51.84	
1111	Primary	594.54	3,888.33	0.00	7,500.00	3,611.67	51.84	** Function
200	Employee Benefits	503.22	3,804.50	0.00	7,500.00	3,695.50	50.73	
1112	Junior High	503.22	3,804.50	0.00	7,500.00	3,695.50	50.73	** Function
200	Employee Benefits	815.06	5,497.23	0.00	13,975.00	8,477.77	39.34	
1113	High School	815.06	5,497.23	0.00	13,975.00	8,477.77	39.34	** Function
200	Employee Benefits	0.00	0.00	0.00	0.00	0.00	0.00	
1114	Reading Imp	0.00	0.00	0.00	0.00	0.00	0.00	** Function
200	Employee Benefits	90.82	752.24	0.00	1,300.00	547.76	57.86	
1115	MUSIC	90.82	752.24	0.00	1,300.00	547.76	57.86	** Function
200	Employee Benefits	0.00	0.00	0.00	0.00	0.00	0.00	
1120	Middle-Junior High	0.00	0.00	0.00	0.00	0.00	0.00	** Function
200	Employee Benefits	974.42	6,763.04	0.00	12,700.00	5,936.96	53.25	
1125	Pre-K Programs	974.42	6,763.04	0.00	12,700.00	5,936.96	53.25	** Function
200	Employee Benefits	0.00	0.00	0.00	0.00	0.00	0.00	
1130	High School	0.00	0.00	0.00	0.00	0.00	0.00	** Function
200	Employee Benefits	0.00	10.63	0.00	75.00	64.37	14.17	
1204	Physically Hndcap Homebound	0.00	10.63	0.00	75.00	64.37	14.17	** Function
200	Employee Benefits	0.00	0.00	0.00	0.00	0.00	0.00	
1207	Hard Of Hearing (Hh)	0.00	0.00	0.00	0.00	0.00	0.00	** Function
200	Employee Benefits	58.54	423.50	0.00	900.00	476.50	47.06	
1210	Speech & Lang.Impaired	58.54	423.50	0.00	900.00	476.50	47.06	** Function
200	Employee Benefits	0.00	0.00	0.00	0.00	0.00	0.00	
1214	PRESCHOOL	0.00	0.00	0.00	0.00	0.00	0.00	** Function
200	Employee Benefits	0.00	0.00	0.00	0.00	0.00	0.00	
1219	Pre Kind EARLY CHILDHOOD	0.00	0.00	0.00	0.00	0.00	0.00	** Function
200	Employee Benefits	6,605.70	44,182.39	0.00	85,000.00	40,817.61	51.98	
1220	Cross-Categorical (Cc)	6,605.70	44,182.39	0.00	85,000.00	40,817.61	51.98	** Function
200	Employee Benefits	0.00	0.00	0.00	0.00	0.00	0.00	
1222	MI	0.00	0.00	0.00	0.00	0.00	0.00	** Function

00

Expenditure Report

Printed: 2/5/2016 1:45 PM
PUTNAM COUNTY CUSD #535

I.M.R.F./Soc. Sec. Fund 50

Function 1000 Instruction
Function 1225 Special Education Programs Pre-K
Object 200 Employee Benefits

Account	Description	M.T.D. Activity	Y.T.D. Activity	Open Encumb.	Current Budget	Budget Balance	% of Budget	State Account Number
200	Employee Benefits	338.13	2,350.31	0.00	4,500.00	2,149.69	52.23	
1225	Special Education Programs Pre-K	338.13	2,350.31	0.00	4,500.00	2,149.69	52.23	** Function
200	Employee Benefits	127.03	699.13	0.00	1,050.00	350.87	66.58	
1250	Remedial and Supplemental Programs K-12	127.03	699.13	0.00	1,050.00	350.87	66.58	** Function
200	Employee Benefits	43.59	317.91	0.00	700.00	382.09	45.42	
1401	VOCATIONAL AG	43.59	317.91	0.00	700.00	382.09	45.42	** Function
200	Employee Benefits	51.82	328.09	0.00	700.00	371.91	46.87	
1402	INDUSTRIAL ARTS	51.82	328.09	0.00	700.00	371.91	46.87	** Function
200	Employee Benefits	62.62	317.01	0.00	750.00	432.99	42.27	
1407	BUSINESS ED	62.62	317.01	0.00	750.00	432.99	42.27	** Function
200	Employee Benefits	0.00	0.00	0.00	0.00	0.00	0.00	
1415	IVCC TECH PREP	0.00	0.00	0.00	0.00	0.00	0.00	** Function
200	Employee Benefits	14.67	62.10	0.00	275.00	212.90	22.58	
1459	CO-OP PROGRAM	14.67	62.10	0.00	275.00	212.90	22.58	** Function
200	Employee Benefits	391.85	1,583.23	0.00	6,950.00	5,366.77	22.78	
1501	ATHLETICS	391.85	1,583.23	0.00	6,950.00	5,366.77	22.78	** Function
200	Employee Benefits	0.00	0.00	0.00	0.00	0.00	0.00	
1502	Music	0.00	0.00	0.00	0.00	0.00	0.00	** Function
200	Employee Benefits	25.20	175.52	0.00	900.00	724.48	19.50	
1540	EXTRA CURRICULAR	25.20	175.52	0.00	900.00	724.48	19.50	** Function
200	Employee Benefits	0.00	357.33	0.00	600.00	242.67	59.56	
1600	Summer School	0.00	357.33	0.00	600.00	242.67	59.56	** Function
200	Employee Benefits	0.00	0.00	0.00	0.00	0.00	0.00	
1650	Gifted Programs	0.00	0.00	0.00	0.00	0.00	0.00	** Function
200	Employee Benefits	7.38	67.41	0.00	125.00	57.59	53.93	
1700	Drivers Education Program	7.38	67.41	0.00	125.00	57.59	53.93	** Function
200	Employee Benefits	0.00	0.00	0.00	0.00	0.00	0.00	
1800	Bilingual Programs	0.00	0.00	0.00	0.00	0.00	0.00	** Function
1000	Instruction	11,485.72	76,478.10	0.00	157,365.00	80,886.90	48.60	* Function
200	Employee Benefits	340.50	2,376.65	0.00	5,050.00	2,673.35	47.06	
2110	Attendance/Soc Wrk Serv	340.50	2,376.65	0.00	5,050.00	2,673.35	47.06	** Function
200	Employee Benefits	78.40	540.95	0.00	1,000.00	459.05	54.10	

68

Expenditure Report

Printed: 2/5/2016 1:45 PM
PUTNAM COUNTY CUSD #535

I.M.R.F./Soc. Sec. Fund 50

Function 2000 Support Services
Function 2120 Guidance Services
Object 200 Employee Benefits

Account	Description	M.T.D. Activity	Y.T.D. Activity	Open Encumb.	Current Budget	Budget Balance	% of Budget	State Account Number
2120	Guidance Services	78.40	540.95	0.00	1,000.00	459.05	54.10	** Function
200	Employee Benefits	550.20	3,845.14	0.00	7,400.00	3,554.86	51.96	
2134	Nurse Services	550.20	3,845.14	0.00	7,400.00	3,554.86	51.96	** Function
200	Employee Benefits	215.82	1,505.13	0.00	3,100.00	1,594.87	48.55	
2140	Psychological Services	215.82	1,505.13	0.00	3,100.00	1,594.87	48.55	** Function
200	Employee Benefits	0.00	0.00	0.00	0.00	0.00	0.00	
2192	TITLE V CHART COUNTS	0.00	0.00	0.00	0.00	0.00	0.00	** Function
200	Employee Benefits	0.00	0.00	0.00	0.00	0.00	0.00	
2193	Title IV	0.00	0.00	0.00	0.00	0.00	0.00	** Function
200	Employee Benefits	0.00	0.00	0.00	0.00	0.00	0.00	
2196	Comp Arts	0.00	0.00	0.00	0.00	0.00	0.00	** Function
200	Employee Benefits	22.83	902.18	0.00	1,500.00	597.82	60.15	
2210	EPIC	22.83	902.18	0.00	1,500.00	597.82	60.15	** Function
200	Employee Benefits	0.00	0.00	0.00	0.00	0.00	0.00	
2212	CURRICULUM DIRECTOR	0.00	0.00	0.00	0.00	0.00	0.00	** Function
200	Employee Benefits	0.00	0.00	0.00	0.00	0.00	0.00	
2215	TITLE II CLASS REDUCTION	0.00	0.00	0.00	0.00	0.00	0.00	** Function
200	Employee Benefits	0.00	0.00	0.00	0.00	0.00	0.00	
2218	Quality Assurance	0.00	0.00	0.00	0.00	0.00	0.00	** Function
200	Employee Benefits	0.00	0.00	0.00	0.00	0.00	0.00	
2219	BLOCK GRANT	0.00	0.00	0.00	0.00	0.00	0.00	** Function
200	Employee Benefits	1,322.68	9,169.96	0.00	16,925.00	7,755.04	54.18	
2220	MEDIA PROGRAM	1,322.68	9,169.96	0.00	16,925.00	7,755.04	54.18	** Function
200	Employee Benefits	0.00	0.00	0.00	0.00	0.00	0.00	
2225	TECH THRUST	0.00	0.00	0.00	0.00	0.00	0.00	** Function
200	Employee Benefits	62.30	446.36	0.00	850.00	403.64	52.51	
2226	TECHNOLOGY	62.30	446.36	0.00	850.00	403.64	52.51	** Function
200	Employee Benefits	0.00	0.00	0.00	0.00	0.00	0.00	
2230	Assessment/Testing	0.00	0.00	0.00	0.00	0.00	0.00	** Function
200	Employee Benefits	17.84	330.40	0.00	875.00	544.60	37.76	
2310	Brd Ed Services	17.84	330.40	0.00	875.00	544.60	37.76	** Function
200	Employee Benefits	120.14	866.93	0.00	1,600.00	733.07	54.18	

06

Expenditure Report

Printed: 2/5/2016 1:45 PM
PUTNAM COUNTY CUSD #535

I.M.R.F./Soc. Sec. Fund 50

Function 2000 Support Services
Function 2320 Executive Adm. Serv
Object 200 Employee Benefits

Account	Description	M.T.D. Activity	Y.T.D. Activity	Open Encumb.	Current Budget	Budget Balance	% of Budget	State Account Number
2320	Executive Adm. Serv	120.14	866.93	0.00	1,600.00	733.07	54.18	** Function
200	Employee Benefits	558.57	4,246.72	0.00	10,000.00	5,753.28	42.47	
2365	Risk Management and Claims Services Payments	558.57	4,246.72	0.00	10,000.00	5,753.28	42.47	** Function
200	Employee Benefits	2,010.81	14,337.79	0.00	27,500.00	13,162.21	52.14	
2410	Office Of Principal Serv	2,010.81	14,337.79	0.00	27,500.00	13,162.21	52.14	** Function
200	Employee Benefits	0.00	0.00	0.00	0.00	0.00	0.00	
2510	Dirctn Business Supt Ser	0.00	0.00	0.00	0.00	0.00	0.00	** Function
200	Employee Benefits	1,427.98	10,183.37	0.00	19,100.00	8,916.63	53.32	
2520	Fiscal Services	1,427.98	10,183.37	0.00	19,100.00	8,916.63	53.32	** Function
200	Employee Benefits	4,436.80	37,385.08	0.00	67,150.00	29,764.92	55.67	
2542	Care & Upkeep Bldg Serv	4,436.80	37,385.08	0.00	67,150.00	29,764.92	55.67	** Function
200	Employee Benefits	0.00	0.00	0.00	0.00	0.00	0.00	
2543	Care Upkeep Grnds Serv	0.00	0.00	0.00	0.00	0.00	0.00	** Function
200	Employee Benefits	277.24	2,149.72	0.00	4,450.00	2,300.28	48.31	
2550	Pupil Transportation Ser	277.24	2,149.72	0.00	4,450.00	2,300.28	48.31	** Function
200	Employee Benefits	2,232.17	15,832.78	0.00	30,175.00	14,342.22	52.47	
2560	Food Services	2,232.17	15,832.78	0.00	30,175.00	14,342.22	52.47	** Function
2000	Support Services	13,674.28	104,119.16	0.00	196,675.00	92,555.84	52.94	* Function
200	Employee Benefits	0.00	0.00	0.00	0.00	0.00	0.00	
3696	Safe To Learn	0.00	0.00	0.00	0.00	0.00	0.00	** Function
3000	Community Services	0.00	0.00	0.00	0.00	0.00	0.00	* Function
50	I.M.R.F./Soc. Sec. Fund	25,160.00	180,597.26	0.00	354,040.00	173,442.74	51.01	Fund

91

Expenditure Report

Printed: 2/5/2016 1:45 PM
PUTNAM COUNTY CUSD #535

Capital Projects Fund or Fund Group 60

Function	2000	Support Services
Function	2530	Function 2530
Object	500	Capital Outlay

Account	Description	M.T.D. Activity	Y.T.D. Activity	Open Encumb.	Current Budget	Budget Balance	% of Budget	State Account Number
500	Capital Outlay	0.00	0.00	0.00	0.00	0.00	0.00	
2530	Function 2530	0.00	0.00	0.00	0.00	0.00	0.00	** Function
2000	Support Services	0.00	0.00	0.00	0.00	0.00	0.00	* Function
600	Other Objects	0.00	0.00	0.00	0.00	0.00	0.00	
8150	Prmnt Trnf From S&C	0.00	0.00	0.00	0.00	0.00	0.00	** Function
8000	Other Financing Uses	0.00	0.00	0.00	0.00	0.00	0.00	* Function
60	Capital Projects Fund or Fund Group	0.00	0.00	0.00	0.00	0.00	0.00	Fund

92

Expenditure Report

Printed: 2/5/2016 1:45 PM
PUTNAM COUNTY CUSD #535

Working Cash Fund 70

Function 8000 Other Financing Uses
Function 8110 Permnt Trns Wrk Csh Abol
Object 600 Other Objects

Account	Description	M.T.D. Activity	Y.T.D. Activity	Open Encumb.	Current Budget	Budget Balance	% of Budget	State Account Number
600	Other Objects	0.00	0.00	0.00	0.00	0.00	0.00	
8110	Permnt Trns Wrk Csh Abol	0.00	0.00	0.00	0.00	0.00	0.00	** Function
600	Other Objects	0.00	0.00	0.00	0.00	0.00	0.00	
8111	Permnt Trns Wrk Csh	0.00	0.00	0.00	0.00	0.00	0.00	** Function
600	Other Objects	0.00	0.00	0.00	0.00	0.00	0.00	
8120	Prmnt Trnf Int From Wrkcs	0.00	0.00	0.00	0.00	0.00	0.00	** Function
8000	Other Financing Uses	0.00	0.00	0.00	0.00	0.00	0.00	* Function
70	Working Cash Fund	0.00	0.00	0.00	0.00	0.00	0.00	Fund

03

Expenditure Report

Printed: 2/5/2016 1:45 PM
PUTNAM COUNTY CUSD #535

Tort Immunity and Judgment Fund 80

Function 1000 Instruction
Function 1110 Elementary
Object 100 Salaries

Account	Description	M.T.D. Activity	Y.T.D. Activity	Open Encumb.	Current Budget	Budget Balance	% of Budget	State Account Number
100	Salaries	0.00	0.00	0.00	0.00	0.00	0.00	
200	Employee Benefits	0.00	0.00	0.00	0.00	0.00	0.00	
1110	Elementary	0.00	0.00	0.00	0.00	0.00	0.00	** Function
100	Salaries	0.00	0.00	0.00	0.00	0.00	0.00	
200	Employee Benefits	0.00	0.00	0.00	0.00	0.00	0.00	
1111	Primary	0.00	0.00	0.00	0.00	0.00	0.00	** Function
100	Salaries	0.00	0.00	0.00	0.00	0.00	0.00	
200	Employee Benefits	0.00	0.00	0.00	0.00	0.00	0.00	
1112	Junior High	0.00	0.00	0.00	0.00	0.00	0.00	** Function
100	Salaries	0.00	0.00	0.00	0.00	0.00	0.00	
200	Employee Benefits	0.00	0.00	0.00	0.00	0.00	0.00	
1113	High School	0.00	0.00	0.00	0.00	0.00	0.00	** Function
100	Salaries	0.00	0.00	0.00	0.00	0.00	0.00	
200	Employee Benefits	0.00	0.00	0.00	0.00	0.00	0.00	
1115	MUSIC	0.00	0.00	0.00	0.00	0.00	0.00	** Function
100	Salaries	0.00	0.00	0.00	0.00	0.00	0.00	
1210	Speech & Lang.Impaired	0.00	0.00	0.00	0.00	0.00	0.00	** Function
100	Salaries	0.00	0.00	0.00	0.00	0.00	0.00	
200	Employee Benefits	0.00	0.00	0.00	0.00	0.00	0.00	
1220	Cross-Categorical (Cc)	0.00	0.00	0.00	0.00	0.00	0.00	** Function
100	Salaries	0.00	0.00	0.00	0.00	0.00	0.00	
1225	Special Education Programs Pre-K	0.00	0.00	0.00	0.00	0.00	0.00	** Function
100	Salaries	0.00	0.00	0.00	0.00	0.00	0.00	
1401	VOCATIONAL AG	0.00	0.00	0.00	0.00	0.00	0.00	** Function
100	Salaries	0.00	0.00	0.00	0.00	0.00	0.00	
1402	INDUSTRIAL ARTS	0.00	0.00	0.00	0.00	0.00	0.00	** Function
100	Salaries	0.00	0.00	0.00	0.00	0.00	0.00	
200	Employee Benefits	0.00	0.00	0.00	0.00	0.00	0.00	
1407	BUSINESS ED	0.00	0.00	0.00	0.00	0.00	0.00	** Function
100	Salaries	0.00	0.00	0.00	0.00	0.00	0.00	
1459	CO-OP PROGRAM	0.00	0.00	0.00	0.00	0.00	0.00	** Function
100	Salaries	0.00	0.00	0.00	0.00	0.00	0.00	

94

Expenditure Report

Printed: 2/5/2016 1:45 PM
PUTNAM COUNTY CUSD #535

Tort Immunity and Judgment Fund 80

Function 1000 Instruction
Function 1700 Drivers Education Program
Object 100 Salaries

Account	Description	M.T.D. Activity	Y.T.D. Activity	Open Encumb.	Current Budget	Budget Balance	% of Budget	State Account Number
1700	Drivers Education Program	0.00	0.00	0.00	0.00	0.00	0.00	** Function
1000	Instruction	0.00	0.00	0.00	0.00	0.00	0.00	* Function
100	Salaries	0.00	0.00	0.00	0.00	0.00	0.00	
2134	Nurse Services	0.00	0.00	0.00	0.00	0.00	0.00	** Function
100	Salaries	0.00	0.00	0.00	0.00	0.00	0.00	
2320	Executive Adm. Serv	0.00	0.00	0.00	0.00	0.00	0.00	** Function
200	Employee Benefits	0.00	0.00	0.00	0.00	0.00	0.00	
300	Purchased Services	0.00	28,406.00	0.00	32,000.00	3,594.00	88.77	
2362	Workers Comp/Workers Occ Disease Acts Payments	0.00	28,406.00	0.00	32,000.00	3,594.00	88.77	** Function
200	Employee Benefits	0.00	2,395.00	0.00	0.00	(2,395.00)	0.00	
300	Purchased Services	0.00	428.00	0.00	14,000.00	13,572.00	3.06	
2363	Unemployment Insurance Act Payments	0.00	2,823.00	0.00	14,000.00	11,177.00	20.16	** Function
300	Purchased Services	62.00	59,745.03	0.00	63,000.00	3,254.97	94.83	
2364	Insurance Payments (regular or self-insurance)	62.00	59,745.03	0.00	63,000.00	3,254.97	94.83	** Function
100	Salaries	13,135.59	94,926.62	0.00	173,875.00	78,948.38	54.59	
200	Employee Benefits	60.28	624.94	0.00	0.00	(624.94)	0.00	
2365	Risk Management and Claims Services Payments	13,195.87	95,551.56	0.00	173,875.00	78,323.44	54.95	** Function
300	Purchased Services	0.00	1,921.50	0.00	12,000.00	10,078.50	16.01	
2367	Educational, Inspectional, Sup Serv due to loss	0.00	1,921.50	0.00	12,000.00	10,078.50	16.01	** Function
300	Purchased Services	805.00	11,533.28	0.00	0.00	(11,533.28)	0.00	
2369	Legal Services	805.00	11,533.28	0.00	0.00	(11,533.28)	0.00	** Function
100	Salaries	0.00	0.00	0.00	0.00	0.00	0.00	
2410	Office Of Principal Serv	0.00	0.00	0.00	0.00	0.00	0.00	** Function
300	Purchased Services	0.00	4,330.52	0.00	0.00	(4,330.52)	0.00	
2540	Function 2540	0.00	4,330.52	0.00	0.00	(4,330.52)	0.00	** Function
100	Salaries	0.00	0.00	0.00	0.00	0.00	0.00	
2542	Care & Upkeep Bldg Serv	0.00	0.00	0.00	0.00	0.00	0.00	** Function
100	Salaries	0.00	0.00	0.00	0.00	0.00	0.00	
2560	Food Services	0.00	0.00	0.00	0.00	0.00	0.00	** Function
2000	Support Services	14,062.87	204,310.89	0.00	294,875.00	90,564.11	69.29	* Function
80	Tort Immunity and Judgment Fund	14,062.87	204,310.89	0.00	294,875.00	90,564.11	69.29	Fund

95

Expenditure Report

Printed: 2/5/2016 1:45 PM
PUTNAM COUNTY CUSD #535

Fire Prevention/Life Safety 90									
Function	2000	Support Services							
Function	2548	L/S Capital Outlay							
Object	300	Purchased Services							
Account	Description		M.T.D. Activity	Y.T.D. Activity	Open Encumb.	Current Budget	Budget Balance	% of Budget	State Account Number
300	Purchased Services		0.00	0.00	0.00	0.00	0.00	0.00	
500	Capital Outlay		0.00	438,000.00	0.00	438,000.00	0.00	100.00	
2548	L/S Capital Outlay		0.00	438,000.00	0.00	438,000.00	0.00	100.00	** Function
2000	Support Services		0.00	438,000.00	0.00	438,000.00	0.00	100.00	* Function
500	Capital Outlay		0.00	0.00	0.00	0.00	0.00	0.00	
4190	Other Pymnts Gov In State		0.00	0.00	0.00	0.00	0.00	0.00	** Function
4000	Nonprogrammed Charges		0.00	0.00	0.00	0.00	0.00	0.00	* Function
90	Fire Prevention/Life Safety		0.00	438,000.00	0.00	438,000.00	0.00	100.00	Fund
Report Total:			886,759.51	6,615,958.74	47,596.13	12,180,166.00	5,516,611.13	54.71	

06

Balance Sheet

Printed: 2/5/2016 1:42 PM
PUTNAM COUNTY CUSD #535

Education Fund 10						
Function						
Account	Description	Y.T.D. Bal.Frwd.	M.T.D. Activity	Y.T.D. Activity	State Account Number	
AP-Accrual-10	AP-Accrual for Fund 10	0.00	0.00	0.00	10-0	
Instruction						
10-110-1	CASH IN BANKS	374,394.49	21,173.80	395,568.29	10-110	
10-111-1	IMPREST FUND	13,800.00	0.00	13,800.00	10-111	
10-121-1	REGULAR INVESTMENT ED	5,312,611.01	(17,023.30)	5,295,587.71	10-121	
10-122-1	FARNSWORTH INVESTMENT	0.00	0.00	0.00	10-122	
10-131	PAYROLL CASH	0.00	0.00	0.00	10-131	
10-185-1	LONG TERM INVESTMENTS	0.00	0.00	0.00	10-185	
10-199-1	EMPLOYEE COMPUTERS	0.00	0.00	0.00	10-199	
1000	Instruction	<u>5,700,805.50</u>	<u>4,150.50</u>	<u>5,704,956.00</u>	* Function	
Nonprogrammed Charges						
10-411-1	LOAN TO LIFE SAFETY	0.00	0.00	0.00	10-411	
10-434-1	LOANS FROM WKG CASH FND	0.00	0.00	0.00	10-411	
10-431-1	ACCOUNTS PAYABLE	0.00	0.00	0.00	10-431	
10-460-1	DISABILITY INS. PAYABLE	0.00	0.00	0.00	10-460	
10-452-1	Delete This Account	0.00	0.00	0.00	10-481	
10-453-1	Delete This Account	0.00	0.00	0.00	10-481	
10-454-1	Delete This Account	0.00	0.00	0.00	10-481	
10-455-1	Delete This Account	0.00	0.00	0.00	10-481	
10-456-1	Delete This Account	0.00	0.00	0.00	10-481	
10-457-1	Delete This Account	0.00	0.00	0.00	10-481	
10-458-1	Delete This Account	0.00	0.00	0.00	10-481	
10-459-1	Delete This Account	0.00	0.00	0.00	10-481	
10-481-1	TEACHER RET. PAYABLE	0.00	0.00	0.00	10-481	
10-490-1	Delete This Account	0.00	0.00	0.00	10-490	
10-493-1	MEDICARE INS. PAYABLE	0.00	0.00	0.00	10-493	
10-495-1	LIFE INS PAYABLE	0.00	0.00	0.00	10-495	
10-496-1	LOHMANS CAFE. PLAN	0.00	0.00	0.00	10-496	
10-497-1	SUPPORT PERS. DUES	0.00	0.00	0.00	10-497	
10-498-1	TEACHER RET 2.2	0.00	0.00	0.00	10-498	
4000	Nonprogrammed Charges	<u>0.00</u>	<u>0.00</u>	<u>0.00</u>	* Function	
Provision For Contingencs						
10-706-1	NET PROFIT/LOSS	(1,186,689.94)	(4,150.50)	(1,190,840.44)	10-706	
10-730-1	FUND BALANCE	(4,514,115.56)	0.00	(4,514,115.56)	10-730	
6000	Provision For Contingencs	<u>(5,700,805.50)</u>	<u>(4,150.50)</u>	<u>(5,704,956.00)</u>	* Function	
10	Education Fund	<u><u>0.00</u></u>	<u><u>0.00</u></u>	<u><u>0.00</u></u>	Fund	

Balance Sheet

Printed: 2/5/2016 1:42 PM
PUTNAM COUNTY CUSD #535

Oper, Build, & Maint Fund 20

Function

Account	Description	Y.T.D. Bal.Frwd.	M.T.D. Activity	Y.T.D. Activity	State Account Number
AP-Accrual-20	AP-Accrual for Fund 20	0.00	0.00	0.00	20-0
Instruction					
20-110-1	CASH IN BANKS	159,511.47	0.00	159,511.47	20-110
20-121-1	REGULAR INVESTMENT O/M	990,686.90	(60,200.92)	930,485.98	20-121
20-131	PAYROLL CASH	0.00	0.00	0.00	20-131
20-183-1	TREE FUND INVESTMENTS	3,612.66	0.00	3,612.66	20-183
20-184-1	LAND FUND INVESTMENT	0.00	0.00	0.00	20-184
20-185-1	LONG TERM INVESTMENTS	0.00	0.00	0.00	20-185
1000	Instruction	<u>1,153,811.03</u>	<u>(60,200.92)</u>	<u>1,093,610.11</u>	* Function
Nonprogrammed Charges					
20-431-1	ACCOUNTS PAYABLE	0.00	0.00	0.00	20-431
20-451	Delete This Account	0.00	0.00	0.00	20-481
20-452-1	Delete This Account	0.00	0.00	0.00	20-481
20-453-1	Delete This Account	0.00	0.00	0.00	20-481
20-454-1	Delete This Account	0.00	0.00	0.00	20-481
20-456-1	Delete This Account	0.00	0.00	0.00	20-481
20-457-1	Delete This Account	0.00	0.00	0.00	20-481
20-458-1	Delete This Account	0.00	0.00	0.00	20-481
20-459-1	Delete This Account	0.00	0.00	0.00	20-481
20-481-1	ANNUITIES PAYABLE	0.00	0.00	0.00	20-481
20-497-1	SUPPORT PERS. DUES	0.00	0.00	0.00	20-497
4000	Nonprogrammed Charges	<u>0.00</u>	<u>0.00</u>	<u>0.00</u>	* Function
Provision For Contingencs					
20-706-1	NET PROFIT/LOSS	223,949.73	60,200.92	284,150.65	20-706
20-730-1	FUND BALANCE	(1,377,760.76)	0.00	(1,377,760.76)	20-730
6000	Provision For Contingencs	<u>(1,153,811.03)</u>	<u>60,200.92</u>	<u>(1,093,610.11)</u>	* Function
20	Oper, Build, & Maint Fund	<u><u>0.00</u></u>	<u><u>0.00</u></u>	<u><u>0.00</u></u>	Fund

Balance Sheet

Printed: 2/5/2016 1:42 PM
PUTNAM COUNTY CUSD #535

Debt Service Fund or Fund Group 30						
Function						
Account	Description	Y.T.D. Bal.Frwd.	M.T.D. Activity	Y.T.D. Activity	State Account Number	
AP-Accrual-30	AP-Accrual for Fund 30	0.00	0.00	0.00	30-0	
Instruction						
30-110-1	CASH IN BANKS	0.00	0.00	0.00	30-110	
30-121-1	REGULAR INVESTMENT B/I	0.00	0.00	0.00	30-121	
30-185-1	LONG TERM INVESTMENTS	0.00	0.00	0.00	30-185	
1000	Instruction	<u>0.00</u>	<u>0.00</u>	<u>0.00</u>	* Function	
Nonprogrammed Charges						
30-431-1	ACCOUNTS PAYABLE	0.00	0.00	0.00	30-431	
4000	Nonprogrammed Charges	<u>0.00</u>	<u>0.00</u>	<u>0.00</u>	* Function	
Provision For Contingencs						
30-706-1	NET PROFIT/LOSS	0.00	0.00	0.00	30-706	
30-730-1	FUND BALANCE	0.00	0.00	0.00	30-730	
6000	Provision For Contingencs	<u>0.00</u>	<u>0.00</u>	<u>0.00</u>	* Function	
30	Debt Service Fund or Fund Group	<u><u>0.00</u></u>	<u><u>0.00</u></u>	<u><u>0.00</u></u>	Fund	

Balance Sheet

Printed: 2/5/2016 1:42 PM
PUTNAM COUNTY CUSD #535

Transportation Fund 40

Function

Account	Description	Y.T.D. Bal.Frwd.	M.T.D. Activity	Y.T.D. Activity	State Account Number
AP-Accrual-40	AP-Accrual for Fund 40	0.00	0.00	0.00	40-0
Instruction					
40-110-1	CASH IN BANKS	43,507.02	564.96	44,071.98	40-110
40-121-1	REGULAR INVESTMENT TRANS	212,864.55	(130,222.84)	82,641.71	40-121
40-131	PAYROLL CASH	0.00	0.00	0.00	40-131
40-185-1	LONG TERM INVESTMENTS	0.00	0.00	0.00	40-185
1000	Instruction	<u>256,371.57</u>	<u>(129,657.88)</u>	<u>126,713.69</u>	* Function
Nonprogrammed Charges					
40-411-1	LOANS FROM W/C	0.00	0.00	0.00	40-411
40-431-1	ACCOUNTS PAYABLE	0.00	0.00	0.00	40-431
40-451-1	Delete This Account	0.00	0.00	0.00	40-481
40-452-1	Delete This Account	0.00	0.00	0.00	40-481
40-453-1	Delete This Account	0.00	0.00	0.00	40-481
40-454-1	Delete This Account	0.00	0.00	0.00	40-481
40-456-1	Delete This Account	0.00	0.00	0.00	40-481
40-457-1	Delete This Account	0.00	0.00	0.00	40-481
40-481-1	EMPLOYEE INCENTIVE	0.00	0.00	0.00	40-481
4000	Nonprogrammed Charges	<u>0.00</u>	<u>0.00</u>	<u>0.00</u>	* Function
Provision For Contingencs					
40-706-1	NET PROFIT/LOSS	(255,422.15)	129,657.88	(125,764.27)	40-706
40-730-1	FUND BALANCE	(949.42)	0.00	(949.42)	40-730
6000	Provision For Contingencs	<u>(256,371.57)</u>	<u>129,657.88</u>	<u>(126,713.69)</u>	* Function
40	Transportation Fund	<u><u>0.00</u></u>	<u><u>0.00</u></u>	<u><u>0.00</u></u>	Fund

Balance Sheet

Printed: 2/5/2016 1:42 PM
PUTNAM COUNTY CUSD #535

I.M.R.F./Soc. Sec. Fund 50

Function

Account	Description	Y.T.D. Bal.Frwd.	M.T.D. Activity	Y.T.D. Activity	State Account Number
AP-Accrual-50	AP-Accrual for Fund 50	0.00	0.00	0.00	50-0
Instruction					
50-110-1	CASH IN BANKS	100,059.71	0.00	100,059.71	50-110
50-121-1	REGULAR INVESTMENT IMRF	445,479.89	(25,052.75)	420,427.14	50-121
50-185-1	IMRF-LONG TERM INVESTMEN	0.00	0.00	0.00	50-185
1000	Instruction	<u>545,539.60</u>	<u>(25,052.75)</u>	<u>520,486.85</u>	* Function
Nonprogrammed Charges					
50-431-1	ACCOUNTS PAYABLE	0.00	0.00	0.00	50-431
50-454-1	Delete This Account	0.00	0.00	0.00	50-481
50-457-1	Delete This Account	0.00	0.00	0.00	50-481
50-481-1	MEDICARE EMPLOYEE (10)	0.00	0.00	0.00	50-481
50-492-1	MEDICARE INS PAYABLE	0.00	0.00	0.00	50-492
50-493-1	MEDICARE BOARD SHARE	0.00	0.00	0.00	50-493
4000	Nonprogrammed Charges	<u>0.00</u>	<u>0.00</u>	<u>0.00</u>	* Function
Provision For Contingencs					
50-706-1	NET PROFIT/LOSS	(196,941.45)	25,052.75	(171,888.70)	50-706
50-730-1	FUND BALANCE	(348,598.15)	0.00	(348,598.15)	50-730
6000	Provision For Contingencs	<u>(545,539.60)</u>	<u>25,052.75</u>	<u>(520,486.85)</u>	* Function
50	I.M.R.F./Soc. Sec. Fund	<u><u>0.00</u></u>	<u><u>0.00</u></u>	<u><u>0.00</u></u>	Fund

Balance Sheet

Printed: 2/5/2016 1:42 PM
PUTNAM COUNTY CUSD #535

Capital Projects Fund or Fund Group 60

Function

Account	Description	Y.T.D. Bal.Frwd.	M.T.D. Activity	Y.T.D. Activity	State Account Number
AP-Accrual-60	AP-Accrual for Fund 60	0.00	0.00	0.00	60-0
Instruction					
60-110-1	CASH IN BANK-CAP PROJ	0.00	0.00	0.00	60-110
60-121-1	REG INVESTMENTS-CAP PROJ	0.00	0.00	0.00	60-121
60-185-1	LONG TERM INVEST C/P	0.00	0.00	0.00	60-185
1000	Instruction	<u>0.00</u>	<u>0.00</u>	<u>0.00</u>	* Function
Nonprogrammed Charges					
60-411-1	LOAN FROM W/C	0.00	0.00	0.00	60-411
60-431-1	A/P CAP PROJECTS	0.00	0.00	0.00	60-431
4000	Nonprogrammed Charges	<u>0.00</u>	<u>0.00</u>	<u>0.00</u>	* Function
Provision For Contingences					
60-706-1	NET PROFIT/LOSS	0.00	0.00	0.00	60-706
60-730-1	FUND BALANCE	0.00	0.00	0.00	60-730
6000	Provision For Contingences	<u>0.00</u>	<u>0.00</u>	<u>0.00</u>	* Function
60	Capital Projects Fund or Fund Group	<u><u>0.00</u></u>	<u><u>0.00</u></u>	<u><u>0.00</u></u>	Fund

102

Balance Sheet

Printed: 2/5/2016 1:42 PM
PUTNAM COUNTY CUSD #535

Working Cash Fund 70

Function

Account	Description	Y.T.D. Bal.Frwd.	M.T.D. Activity	Y.T.D. Activity	State Account Number
AP-Accrual-70	AP-Accrual for Fund 70	0.00	0.00	0.00	70-0
Instruction					
70-110-1	CASH IN BANKS	0.00	0.00	0.00	70-110
70-121-1	REGULAR INVESTMENT WC	929,684.30	237.57	929,921.87	70-121
70-141-1	W/C INTERFUND LOANS	0.00	0.00	0.00	70-141
70-185-1	INVESTMENT LONG TERM WC	1,264,407.13	285.77	1,264,692.90	70-185
1000	Instruction	<u>2,194,091.43</u>	<u>523.34</u>	<u>2,194,614.77</u>	* Function
Nonprogrammed Charges					
70-411-1	LOANS TO LIFE SAFETY	0.00	0.00	0.00	70-411
70-431-1	ACCOUNTS PAYABLE	0.00	0.00	0.00	70-431
4000	Nonprogrammed Charges	<u>0.00</u>	<u>0.00</u>	<u>0.00</u>	* Function
Provision For Contingences					
70-706-1	NET PROFIT/LOSS	(60,335.85)	(523.34)	(60,859.19)	70-706
70-730-1	FUND BALANCE	(2,133,755.58)	0.00	(2,133,755.58)	70-730
6000	Provision For Contingences	<u>(2,194,091.43)</u>	<u>(523.34)</u>	<u>(2,194,614.77)</u>	* Function
70	Working Cash Fund	<u><u>0.00</u></u>	<u><u>0.00</u></u>	<u><u>0.00</u></u>	Fund

103

Balance Sheet

Printed: 2/5/2016 1:42 PM
PUTNAM COUNTY CUSD #535

Tort Immunity and Judgment Fund 80					
Function					
Account	Description	Y.T.D. Bal.Frwd.	M.T.D. Activity	Y.T.D. Activity	State Account Number
AP-Accrual-80	AP-Accrual for Fund 80	0.00	0.00	0.00	80-0
Instruction					
80-110-1	TORT-CASH IN BANKS	22,183.25	0.00	22,183.25	80-110
80-121-1	TORT-REG INVESTMENT	192,714.89	(14,015.52)	178,699.37	80-121
80-131	PAYROLL CASH	0.00	0.00	0.00	80-131
1000	Instruction	<u>214,898.14</u>	<u>(14,015.52)</u>	<u>200,882.62</u>	* Function
Nonprogrammed Charges					
80-431-1	ACCOUNTS PAYABLE	0.00	0.00	0.00	80-431
80-481	NON-CERT DUES	0.00	0.00	0.00	80-481
4000	Nonprogrammed Charges	<u>0.00</u>	<u>0.00</u>	<u>0.00</u>	* Function
Provision For Contingencs					
80-706-1	NET PROFIT/LOSS	(139,865.03)	14,015.52	(125,849.51)	80-706
80-730-1	FUND BALANCE	(75,033.11)	0.00	(75,033.11)	80-730
6000	Provision For Contingencs	<u>(214,898.14)</u>	<u>14,015.52</u>	<u>(200,882.62)</u>	* Function
80	Tort Immunity and Judgment Fund	<u><u>0.00</u></u>	<u><u>0.00</u></u>	<u><u>0.00</u></u>	Fund

104

Balance Sheet

Printed: 2/5/2016 1:42 PM
PUTNAM COUNTY CUSD #535

Fire Prevention/Life Safety 90					
Function					
Account	Description	Y.T.D. Bal.Frwd.	M.T.D. Activity	Y.T.D. Activity	State Account Number
AP-Accrual-90	AP-Accrual for Fund 90	0.00	0.00	0.00	90-0
Instruction					
90-110-1	CASH IN BANK-LIFE SAFETY	(116,467.15)	0.00	(116,467.15)	90-110
90-121-1	REGULAR INVESTMENT L/S	175,097.70	47.31	175,145.01	90-121
90-185-1	LONG TERM L/S	0.00	0.00	0.00	90-185
1000	Instruction	<u>58,630.55</u>	<u>47.31</u>	<u>58,677.86</u>	* Function
Nonprogrammed Charges					
90-411-1	LOAN DUE TO EDUCATION	0.00	0.00	0.00	90-411
90-412-1	LOAN DUE TO WORKING CASH	0.00	0.00	0.00	90-412
90-431-1	ACCOUNTS PAYABLE	0.00	0.00	0.00	90-431
90-452-1	Delete This Account	0.00	0.00	0.00	90-481
90-457-1	Delete This Account	0.00	0.00	0.00	90-481
90-481-1	IL WITHHOLDING TAX PAY	0.00	0.00	0.00	90-481
4000	Nonprogrammed Charges	<u>0.00</u>	<u>0.00</u>	<u>0.00</u>	* Function
Provision For Contingences					
90-706-1	NET PROFIT/LOSS	379,535.66	(47.31)	379,488.35	90-706
90-730-1	FUND BALANCE	(438,166.21)	0.00	(438,166.21)	90-730
6000	Provision For Contingences	<u>(58,630.55)</u>	<u>(47.31)</u>	<u>(58,677.86)</u>	* Function
90	Fire Prevention/Life Safety	<u>0.00</u>	<u>0.00</u>	<u>0.00</u>	Fund
	Report Total:	<u>0.00</u>	<u>0.00</u>	<u>0.00</u>	

Fund Balance Report

Printed: 2/5/2016 1:47 PM

PUTNAM COUNTY CUSD #535

Fund	Description	Month to Date		Year to Date		YTD Change	Fund Balance	
		Expense	Income	Expense	Income		Start of Year	Current
10	Education Fund	633,538.16	637,688.66	4,448,788.31	5,639,628.75	1,190,840.44	4,514,115.56	5,704,956.00
20	Oper, Build, & Maint Fund	60,443.09	242.17	880,157.27	596,006.62	(284,150.65)	1,377,760.76	1,093,610.11
40	Transportation Fund	153,555.39	23,897.51	464,105.01	589,869.28	125,764.27	949.42	126,713.69
50	I.M.R.F./Soc. Sec. Fund	25,160.00	107.25	180,597.26	352,485.96	171,888.70	348,598.15	520,486.85
70	Working Cash Fund	0.00	523.34	0.00	60,859.19	60,859.19	2,133,755.58	2,194,614.77
80	Tort Immunity and Judgment Fund	14,062.87	47.35	204,310.89	330,160.40	125,849.51	75,033.11	200,882.62
90	Fire Prevention/Life Safety	0.00	47.31	438,000.00	58,511.65	(379,488.35)	438,166.21	58,677.86
		<u>\$886,759.51</u>	<u>\$662,553.59</u>	<u>\$6,615,958.74</u>	<u>\$7,627,521.85</u>	<u>\$1,011,563.11</u>	<u>\$8,888,378.79</u>	<u>\$9,899,941.90</u>

106

Putnam County Comm. Unit School Dist. #535

Treasurers Report January 31, 2016

Total Money Market Accts.	\$5,295,587.71	\$930,485.98	\$82,641.71	\$420,427.14	\$0.00	\$929,921.87	\$178,699.37	\$175,145.01	\$8,012,908.79
PAGE 2 OF 2	EDUCATION	O/M	TRANSPORT	IMRF	C/P	W/C	TORT	L/S	TOTALS
C/D INVESTMENTS									
Granville National Bank									
									\$0.00
									\$0.00
									\$0.00
									\$0.00
									\$0.00
First State Bank									
34105 05/13/16 0.37%						\$719,289.42			\$719,289.42
34781 11/17/16 0.39%						\$209,362.09			\$209,362.09
									\$0.00
									\$0.00
									\$0.00
North Central Bank									
40413 03/05/16 0.35%						\$336,041.39			\$336,041.39
									\$0.00
									\$0.00
									\$0.00
									\$0.00
Auditor Adjustments									
Tree Fund		\$3,612.66							\$3,612.66
Assets	\$13,800.00								\$13,800.00
Adjustments									\$0.00
Liabilities									\$0.00
TOTAL CASH & INVESTMENTS	\$5,704,956.00	\$1,093,610.11	\$126,713.69	\$520,486.85	\$0.00	\$2,194,614.77	\$200,882.62	\$58,677.86	\$9,899,941.90

100

Putnam County Comm. Unit School Dist. #535
Treasurers Report January 31, 2016

CERTIFIED CORRECT

Alex F. Rolando

01/31/16



Where all students will learn and succeed, and all means ALL

Putnam County Junior High School

Michael Olson, Principal
olsonm@pcschoools535.org
Phone-815-882-2800 opt. 3

13183 N 350th Avenue
McNabb, IL 61335
Fax-815-882-2299

Putnam County Junior High Board Report Tuesday, February 16, 2016

Enrollment:

6th Grade- 54 (+/- 0)
7th Grade- 65 (-1)
8th Grade- 67 (+3)
Total= 186 (+2) from January

Student Activities

Spelling Bee

- Our representative to the LaSalle, Putnam, Marshall ROE Spelling Bee will be 8th Grader Megan Brooker. The spelling bee is Saturday February 13th at Ottawa High School.

Boys Basketball

- Our boys basketball seasons are over and they played well. Our 7th Grade ended their season on a half court buzzer beater from JFK and ended 17-4. Good things to come from them! Our 8th Graders played a great game in their Regional but lost in a close one.

Volleyball

- .Our volleyball seasons are underway and playing well. Our 7th Grade placed 3rd in the Marseilles Tournament.

Wrestling

- We have 4 Jr. High boys in the PC/Hall Wrestling club and they compete on Sundays. In the Mendota Open last Sunday Connor Brooker placed 1st and Chad Olson placed 3rd in their division.

After School Activities

- Every Monday and Wednesday we continue to host our afterschool activities in which we offer homework help, social activities, and a snack to offer students to spend more time afterschool to help improve their education. We average about 40-50 students each night. This is a great way we support and provide for every student's needs.

Parent-Teacher Conferences

- We have Parent Teacher Conferences scheduled for Thursday February 11th and Friday February 12.
- We have identified 31 students who will meet with their teachers because they have been identified as academic or behavior warning. I will update you in March.

Rti

- We continue to meet every 2 weeks on our Rti students to check in on their progress, their interventions, and placements. If needed the team discusses any changes- change in Tiers or interventions. Kris Sienza continues to provide excellent leadership for our Rti team.
- Last week I met with Denise Reul, school psychologist, Janet Schennum and Kris - our Rti coach to discuss our program and make sure we are heading in the right direction.

Evaluations

- I have completed evaluations for all non tenured teachers and most of the tenured ones. I will complete 2nd observations and evaluations in the 2nd semester, I will also finish the remaining tenured teachers as well. I will also be evaluating a teacher as a pilot with the new evaluation tool.

Principal Evaluation

- Jay and I are in the process of completing my evaluation and focusing on areas for growth, which is always a great process.

Professional Development

- Last Wednesday 2:05 dismissal we discussed our Rti Program and updated the staff on the development of our students, discussed student growth, and student concerns and we came up with interventions or support systems.

Assessments-MAP/PARCC

- **MAP**
 - I have included the Winter MAP scores and the scores were overall pretty good and showed growth across grades levels and content areas tested- Math and Reading. I did highlight 2 areas in **Red** which were low and will be a focus of mine.

- 6th & 7th Grade Math had Rit Scores lower than the national average. While this is not an indication of the ability of our Math Department, I do believe you cannot improve if you don't identify areas of improvement.
- This is the tentative plan for improvement in the areas of Math:
 - I am going to meet with the Math teachers and we are going to do an item analysis of the questions to see if there are any areas that are significant.
 - We are then going to look at our curriculum maps and see if there are any gaps in relation to the areas identified.
 - I am also going to look at individual scores of the students in the Low Avg. and Low areas to see what interventions we can put in place according to their areas of improvements.
 - Look at instructional strategies with an emphasis on targeted interventions and differentiated instruction and ability grouping.
 - On going professional development in the areas of Math and best instructional practices.

--The goal will be to increase student achievement and we will work until do increase the achievement.---

- **PARCC-2015-2016**

- We have been working to coordinate our Spring PARCC testing with Carl & Courtney and with Chris to ensure a smooth process. Chris has improved our technology to meet the demands of the testing schedules. I am also making sure our staff understand the role of the PARCC tests. It is one test that give us one piece of data.

- **Local History Curriculum**

- On January 29th Jay, myself, Pam, Brian Ellis, Anita Ladage, Monica Frund, Jessica Lenkaitis, and Corey Meyer took a tour of historical sites in Putnam County including the Pulsifer Courthouse, Ag. Museum, Caves at the River, Courthouse, Quaker Meeting house, and Indian Burial Mounds near Putnam.
- The committee will be meeting soon to start the process of embedding these sites into the curriculum- not just in the history curriculum, but as units of study across the curriculum in many different content area and at different depths of study depending on the grade level.
- With so much emphasis on PARCC testing, scores, and state mandates sometimes great opportunities to teach excellent topics gets left behind. This project will not only allow teachers and students to make connections, but have great opportunities for cross curricular themes and

instruction- which is one of the best ways to have students retain information they learned. All while developing a new appreciation for the history of PC and the connection to the world!

- The goal of this project is to increase connections to historical sites in PC to our students, provide great opportunities for cross curricular units, and provide very enriching educational experiences for our students.
- More to come on this project!

MAP Assessment Comparative Data - PCJH 2015-2016

	Fall	Fall	Winter	Winter	Spring	Spring
6th Grade	Math	Reading	Math	Reading	Math	Reading
Average RIT Score	215.6	214.4	218.2	215.8		
National Norm for Grade Level RIT	217.6	211	222.1	214.2		
# Students At or Above Norm	25	36	21	33		
% of Students At or Above Norm	48%	77%	42%%	63%%		
7th Grade	Math	Reading	Math	Reading	Math	Reading
Average RIT Score	216.6	214.5	219.2	217.1		
National Norm for Grade Level RIT	222.6	214.4	226.1	216		
# of Students At or Above Norm	24	28	20	34		
% of Students At or Above Norm	38%	45%	35%	55%		
8th Grade	Math	Reading	Math	Reading	Math	Reading
Average RIT Score	226.2	218.9	226	219.2		
National Norm for Grade Level RIT	226.3	217.2	229.1	219.1		
# of Students At or Above Norm	38	40	28	34		
% of Students At or Above Norm	58%	63%	44%	52%		
% of Students by Level	Math	Reading	Math	Reading	Math	Reading
6th Grade	High=10%	High=21%	High=6%	High=15%	High=%	High=%
	High Avg.=25%	High Avg.=40%	High Avg.=22%	High Avg.=33%	High Avg.=%	High Avg.=%
	Average=31%	Average=15%	Average=30%	Average=27%	Average=%	Average=%
	Low Avg.=13%	Low Avg.=13%	Low Avg.=22%	Low Avg.=12%	Low Avg.=%	Low Avg.=%
	Low=21%	Low=11%	Low=20%	Low=13%	Low=%	Low=%
% Average or Above in Grade Level	66%	76%	58%%	75%		
% of Students by Level	Math	Reading	Math	Reading	Math	Reading
7th Grade	High=6%	High=10%	High=4%	High=13%	High=%	High=%

114

	High Avg.=17%	High Avg.=29%	High Avg.=16%	High Avg.=24%	High Avg.=%	High Avg.=%
	Average=22%	Average=31%	Average=19%	Average=27%	Average=%	Average=%
	Low Avg.=27%	Low Avg.=21%	Low Avg.=30%	Low Avg.=21%	Low Avg.=%	Low Avg.=%
	Low=27%	Low=10%	Low=32%	Low=15%	Low=%	Low=%
% Average or Above in Grade Level	45%	70%	39%	64%		
% of Students by Level	<u>Math</u>	<u>Reading</u>	<u>Math</u>	<u>Reading</u>	<u>Math</u>	<u>Reading</u>
8th Grade	High=12%	High=21%	High=13%	High=8%	High=%	High=%
	High Avg.=28%	High Avg.=32%	High Avg.=19%	High Avg.=34%	High Avg.=%	High Avg.=%
	Average=29%	Average=19%	Average=29%	Average=25%	Average=%	Average=%
	Low Avg.=15%	Low Avg.=14%	Low Avg.=16%	Low Avg.=20%	Low Avg.=%	Low Avg.=%
	Low=15%	Low=14%	Low=24%	Low=14%	Low=%	Low=%
% Average or Above in Grade Level	69%	72%	61%	67%		

February Board Report

PRINCIPAL: RONDA CROSS

PCPS Enrollment

Here are the current enrollment numbers for PCPS:

Pre-K – 80

K – 59

1st – 48

2nd - 53

Proud Moments & Upcoming Events:

- **100 Can Challenge...Collected 562 items for the PC Food Pantry!!**
- **Donuts with Daddy held for Kindergarten!**
- **Parent/Teacher Conferences Feb. 11 & 12**
- **IPA Student Recognition Breakfast is February 18th at Streator High School**
- **KIDS Assessment Data Entered “Early” by Kindergarten Team!**
- **Chinese Parade held Feb. 8th by 2nd Grade for PCPS! It’s the year of the monkey!**
- **Principal Pics Artists: Jaxon Weger, Avery Grasser and Drew Carboni**

Rtl Progress

This month the Rtl Leadership team met two different days after school in order to address a couple of concerns we had with the expectations chart, AIMSweb data and the Rtl Manual. This ongoing review process has truly allowed us to listen, lead and assist in a most effective manner. The changes we made will be implemented during our next Rtl Data Team meeting. We also benchmarked all PCPS students at the end of January. Our summary of the results is to follow this report.

Certified Evaluations

I have completed all certified evaluations except for our newest employee, Morgan Himelick. Her evaluation will be in two weeks. I will now begin on all of the non-certified employees and complete them prior to the end of the school year.

K-5th Math Adoption Process

We held our first meeting where teachers shared out their grade level information and rubric on Go Math. It was a great first step in our semester long process. Next month we will be teaching with Eureka Math for about 8 days (staying within our scope and sequence) and completing the rubric. After this, we will have two more series to look at as a K-5 team.

“Students of the Week” this Month...



Bailee Vice

Awarded by Ms. Kunkel for the “Caring” Pillar



Jaxon Weger

Awarded by Mrs. Sobkowiak for the “Responsibility” Pillar



Lanie Calkins

Awarded by Mrs. Downey for the “Responsibility/Respect” Pillars



Austin Dolder

Awarded by Mrs. Edens for the Caring Pillar



Kindergarten singing to their daddy's for Donuts with Daddy Day!

2nd Grade

2012-13

Curr. Base Measurement**M-Concepts & Application**

	Fall	Winter	Spring		Fall	Winter	Spring
Tier 3:	6%	6%	6%	Tier 3:	2%	9%	9%
Tier 2:	30%	32%	32%	Tier 2:	29%	17%	37%
Tier 1:	64%	62%	62%	Tier 1:	69%	74%	54%

Math-Computation

	Fall	Winter	Spring
Tier 3:	22%	14%	12%
Tier 2:	25%	38%	9%
Tier 1:	53%	48%	78%

1st Grade**CurrBaseMeas-Fluency****Math-Computation**

	Fall	Winter	Spring		Fall	Winter	Spring
Tier 3:	5%	2%	2%	Tier 3:	16%	14%	6%
Tier 2:	35%	9%	15%	Tier 2:	17%	45%	19%
Tier 1:	60%	89%	83%	Tier 1:	67%	41%	75%

Kindergarten**Letter/Name/Fluen.****Phon. Segmentation**

	Fall	Winter	Spring		Winter	Spring
Tier 3:	12%	5%	5%	Tier 3:	2%	9%
Tier 2:	26%	12%	15%	Tier 2:	2%	25%
Tier 1:	62%	83%	80%	Tier 1:	96%	66%

Letter/Sound/Fluency**Nonsense Word Fluen.**

	Winter	Spring		Winter	Spring
Tier 3:	0%	7%	Tier 3:	1%	0%
Tier 2:	3%	12%	Tier 2:	12%	7%
Tier 1:	97%	81%	Tier 1:	87%	93%

Missing Numbers**Num. Identification**

	Fall	Winter	Spring	Fall 2012	Fall	Winter	Spring
Tier 3:	16%	3%	2%	Tier 3:	12%	7%	12%
Tier 2:	5%	15%	8%	Tier 2:	18%	18%	14%
Tier 1:	79%	82%	90%	Tier 1:	70%	75%	75%

Qty. Discrimination**Oral Counting**

	Fall	Winter	Spring		Fall	Winter	Spring
Tier 3:	10%	3%	2%	Tier 3:	14%	8%	3%
Tier 2:	8%	10%	19%	Tier 2:	23%	23%	9%
Tier 1:	82%	87%	80%	Tier 1:	63%	69%	88%

Footnote:

Suggested breakdown percentage of students per grade/tier	Tier 3: 5%	Tier 2: 15%	Tier 1: 80%	*Numbers reflect 100% of the student population regardless of specialized placement.
---	------------	-------------	-------------	--

2nd Grade

2013-14

Curr. Base Measurement

	Fall	Winter	Spring
Tier 3:	5%	7%	2%
Tier 2 :	23%	24%	34%
Tier 1:	72%	69%	64%

Math-Computation

	Fall	Winter	Spring
Tier 3:	7%	2%	0%
Tier 2:	18%	5%	9%
Tier 1:	75%	93%	91%

Math-Concepts & Application

	Fall	Winter	Spring
Tier 3:	14%	5%	4%
Tier 2:	18%	22%	28%
Tier 1:	68%	73%	68%

1st Grade**CurrBaseMeas-Fluency**

	Fall	Winter	Spring
Tier 3:	0%	5%	3%
Tier 2:	0%	21%	22%
Tier 1:	100%	74%	75%

Math-Computation

	Fall	Winter	Spring
Tier 3:	8%	5%	5%
Tier 2:	9%	15%	20%
Tier 1:	83%	80%	75%

Kindergarten**Letter/Name/Fluen.**

	Fall	Winter	Spring
Tier 3:	16%	6%	14%
Tier 2:	21%	24%	10%
Tier 1:	63%	70%	76%

Phon. Segmentation

	Winter	Spring
Tier 3:	4%	4%
Tier 2:	9%	14%
Tier 1:	87%	82%

Letter/Sound/Fluency

	Winter	Spring
Tier 3:	2%	6%
Tier 2:	21%	4%
Tier 1:	77%	90%

Nonsense Word Fluen.

	Winter	Spring
Tier 3:	6%	12%
Tier 2:	7%	16%
Tier 1:	87%	72%

Missing Numbers

	Fall	Winter	Spring
Tier 3:	12%	4%	8%
Tier 2:	10%	6%	6%
Tier 1:	78%	90%	86%

Num. Identification

	Fall 2012	Fall	Winter	Spring
Tier 3:	14%	6%	6%	6%
Tier 2:	33%	21%	14%	14%
Tier 1:	53%	73%	80%	80%

Qty. Discrimination

	Fall	Winter	Spring
Tier 3:	4%	6%	2%
Tier 2:	12%	15%	16%
Tier 1:	84%	79%	82%

Oral Counting

	Fall	Winter	Spring
Tier 3:	6%	12%	4%
Tier 2:	31%	19%	10%
Tier 1:	63%	69%	86%

Footnote:

Suggested breakdown per grade/tier	Tier 3: 5%	Tier 2: 15%	Tier 1: 80%	*Numbers reflect 100% of the student population regardless of specialized placement.
------------------------------------	------------	-------------	-------------	--

2nd Grade

2014-'15

Curr. Base Measurement

	Fall	Winter	Spring
Tier 3:	2%	6%	3%
Tier 2 :	31%	27%	23%
Tier 1:	67%	67%	74%

Math-Computation

	Fall	Winter	Spring
Tier 3:	2%	3%	5%
Tier 2:	21%	11%	15%
Tier 1:	77%	86%	80%

Math-Concepts & Application

	Fall	Winter	Spring
Tier 3:	10%	9%	3%
Tier 2:	11%	31%	26%
Tier 1:	79%	60%	71%

1st Grade**CurrBaseMeas-Fluency**

	Fall	Winter	Spring
Tier 3:	0%	4%	
Tier 2:	0%	21%	
Tier 1:	100%	75%	

Math-Computation

	Fall	Winter	Spring
Tier 3:	0%	6%	
Tier 2:	2%	21%	
Tier 1:	98%	74%	

Kindergarten**Letter/Name/Fluen.**

	Fall	Winter	Spring
Tier 3:	4%	4%	2%
Tier 2:	22%	16%	6%
Tier 1:	74%	80%	92%

Phon. Segmentation

	Winter	Spring
Tier 3:	0%	2%
Tier 2:	2%	9%
Tier 1:	98%	89%

Letter/Sound/Fluency

	Winter	Spring
Tier 3:	0%	0%
Tier 2:	2%	4%
Tier 1:	98%	96%

Nonsense Word Fluency

	Winter	Spring
Tier 3:	0%	0%
Tier 2:	13%	5%
Tier 1:	87%	95%

Missing Numbers

	Fall	Winter	Spring
Tier 3:	16%	4%	4%
Tier 2:	7%	27%	9%
Tier 1:	77%	69%	87%

Num. Identification

	Fall 2012	Fall	Winter	Spring
Tier 3:	18%	2%	4%	
Tier 2:	20%	33%	9%	
Tier 1:	62%	65%	87%	

Qty. Discrimination

	Fall	Winter	Spring
Tier 3:	11%	0%	2%
Tier 2:	7%	16%	4%
Tier 1:	82%	84%	94%

Oral Counting

	Fall	Winter	Spring
Tier 3:	16%	9%	6%
Tier 2:	27%	29%	26%
Tier 1:	57%	62%	68%

Footnote:

Suggested breakdown per grade/tier	Tier 3: 5%	Tier 2: 15%	Tier 1: 80%	*Numbers reflect 100% of the student population regardless of specialized placement.
------------------------------------	------------	-------------	-------------	--

**2014-15 school year PCPS is fully implementing the Common Core Standards, however AIMSweb is still operating under our former standards. AIMSweb will be CC aligned next year.

2nd Grade

2015-'16

Curr. Base Measurement

	Fall	Winter	Spring
Tier 3:	2%	2%	
Tier 2 :	10%	10%	
Tier 1:	88%	88%	

Math-Computation

	Fall	Winter	Spring
Tier 3:	0%	0%	
Tier 2:	0%	0%	
Tier 1:	100%	100%	

Math-Concepts & Application

	Fall	Winter	Spring
Tier 3:	2%	0%	
Tier 2:	18%	10%	
Tier 1:	80%	90%	

1st Grade**CurrBaseMeas-Fluency**

	Fall	Winter	Spring
Tier 3:	2%	0%	
Tier 2:	0%	6%	
Tier 1:	98%	94%	

Math-Computation

	Winter	Spring
Tier 3:	0%	
Tier 2:	6%	
Tier 1:	94%	

Missing Numbers

	Fall	Winter	Spring
Tier 3:	4%	2%	
Tier 2:	13%	10%	
Tier 1:	83%	88%	

Num. Identification

	Fall 2012	Fall	Winter	Spring
Tier 3:	4%	0%		
Tier 2:	15%	4%		
Tier 1:	81%	96%		

Qty. Discrimination

	Fall	Winter	Spring
Tier 3:	4%	0%	
Tier 2:	13%	6%	
Tier 1:	83%	94%	

Oral Counting

	Fall	Winter	Spring
Tier 3:	9%	4%	
Tier 2:	7%	10%	
Tier 1:	84%	86%	

Kindergarten**Letter/Name/Fluen.**

	Fall	Winter	Spring
Tier 3:	4%	0%	
Tier 2:	2%	7%	
Tier 1:	94%	93%	

Phon. Segmentation

	Winter	Spring
Tier 3:	0%	
Tier 2:	0%	
Tier 1:	100%	

Letter/Sound/Fluency

	Winter	Spring
Tier 3:	0%	
Tier 2:	0%	
Tier 1:	100%	

Nonsense Word Fluen.

	Winter	Spring
Tier 3:	0%	
Tier 2:	2%	
Tier 1:	98%	

Missing Numbers**Num. Identification**

	Fall	Winter	Spring	Fall	Fall	Winter	Spring
Tier 3:	0%	9%		Tier 3:	3%	2%	
Tier 2:	14%	14%		Tier 2:	11%	12%	
Tier 1:	86%	77%		Tier 1:	86%	86%	

Qty. Discrimination

Oral Counting

	Fall	Winter	Spring	Fall	Winter	Spring
Tier 3:	5%	3%		Tier 3:	10%	2%
Tier 2:	12%	9%		Tier 2:	10%	8%
Tier 1:	83%	88%		Tier 1:	80%	90%

Footnote:

Suggested breakdown per grade/tier	Tier 3: 5%	Tier 2: 15%	Tier 1: 80%	*Numbers reflect 100% of the student population regardless of specialized placement.
------------------------------------	------------	-------------	-------------	--

**Putnam County High School
Principal Report
2/16/16**

Extra-Curricular

The boys basketball team had a fine Tri-County Tournament finishing as the runner-up to Ottawa Marquette. The girls team lost to Ottawa Marquette in the third place game of the tournament. A great showing by both our boys and girls team! Good job Coach Nauman and Coach Sale! Our wrestling team finished the season wrestling in the regionals at New Lenox Lincoln Way. We had a couple boys put up a great battle but no one qualified for the sectional. Coach Kriewald and the team had a good year.

Summer School

The end of the year is getting closer, we would like to hire 4 English teachers, which we would divide the total days (18) and the teachers would split the total days in half.

Teacher Evaluations

We have a couple evaluations yet to do for this year. Our tenured teachers are complete but we still have some non-tenured left. They will be done soon.

WYSE Competition

Our WYSE team took second place at the regional competition and our now going to Champaign for the sectional. Great job and good luck to Coach Stewart and team members.

Parent/Teacher Conferences

This Thursday, February 11, 2016 4pm-8pm and Friday, February 12, 2016 8am-12pm is time scheduled to meet with parents. Our teachers contacted parents they would like to see.

Second Round of MAP Testing

Grade Report

Grade 9

Term: Winter 2015-2016
 District: Putnam County CUSD 535
 School: Putnam County High School

Norms Reference Data: 2015
 Weeks of Instruction: 20 (Winter 2016)
 Grouping: None
 Small Group Display: No

Mathematics

Summary	
Total Students With Valid Growth Test Scores	63
Mean RIT	231.2
Standard Deviation	15.7
District Grade Level Mean RIT	*
Students At or Above District Grade Level Mean RIT	*
Norm Grade Level Mean RIT	232.2
Students At or Above Norm Grade Level Mean RIT	36

Overall Performance	Lo %ile < 21 count	%	Lo AVG %ile 21-40		AVG %ile 41-60		Hi AVG %ile 61-80		Hi %ile > 80 count	%	Mean RIT (+/- Smp Err)	Std Dev
			count	%	count	%	count	%				
Mathematics	9	14%	9	14%	22	35%	19	30%	4	6%	229-231-233	15.7

Explanatory Notes

Tests shown in gray are excluded from summary statistics. Either the test occurred outside the testing window for a term, had an invalid score, or was a repeat test for a student within a term.
 Due to statistical unreliability, summary data for groups of less than 10 are not shown.
 * This data is not available for reporting. Please refer to help and documentation for more information.
 Lexile® is a trademark of MetaMetrics, Inc. and is registered in the United States and abroad.

Grade Report

Report Date

Report

Grade 9

Term: Winter 2015-2016
District: Putnam County CUSD 535
School: Putnam County High School

Norms Reference Data: 2015
Weeks of Instruction: 20 (Winter 2016)
Grouping: None
Small Group Display: No

Reading

Summary	
Total Students With Valid Growth Test Scores	66
Mean RIT	223.7
Standard Deviation	12.3
District Grade Level Mean RIT	*
Students At or Above District Grade Level Mean RIT	*
Norm Grade Level Mean RIT	221.3
Students At or Above Norm Grade Level Mean RIT	39

Overall Performance	Reading	Lo %ile < 21 count	8%	LoAVG %ile 21-40		AVG %ile 41-60		HiAVG %ile 61-80		Hi %ile > 80 count	14%	Mean RIT (+/- Smp Err)	Std Dev
				count	%	count	%	count	%				
		5	8%	15	23%	15	23%	22	33%	9	14%	222-224-225	12.3

Explanatory Notes

Tests shown in gray are excluded from summary statistics. Either the test occurred outside the testing window for a term, had an invalid score, or was a repeat test for a student within a term.
 Due to statistical unreliability, summary data for groups of less than 10 are not shown.
 * This data is not available for reporting. Please refer to help and documentation for more information.
 Lexile® is a trademark of MetaMetrics, Inc., and is registered in the United States and abroad.

Grade Report

Grade 10

Term: Winter 2015-2016
 District: Putnam County CUSD 535
 School: Putnam County High School

Norms Reference Data: 2015
 Weeks of Instruction: 20 (Winter 2016)
 Grouping: None
 Small Group Display: No

Mathematics

Summary	
Total Students With Valid Growth Test Scores	76
Mean RIT	234
Standard Deviation	17.1
District Grade Level Mean RIT	*
Students At or Above District Grade Level Mean RIT	*
Norm Grade Level Mean RIT	231.5
Students At or Above Norm Grade Level Mean RIT	44

Overall Performance	Lo %ile < 21		LOAVG %ile 21-40		AVG %ile 41-60		HIAVG %ile 61-80		Hi %ile > 80		Mean RIT (+/- Smp Err)	Std Dev
	count	%	count	%	count	%	count	%	count	%		
Mathematics	10	13%	9	12%	19	25%	25	33%	13	17%	232-234-236	17.1

Explanatory Notes

Tests shown in gray are excluded from summary statistics. Either the test occurred outside the testing window for a term, had an invalid score, or was a repeat test for a student within a term.
 Due to statistical unreliability, summary data for groups of less than 10 are not shown.
 * This data is not available for reporting. Please refer to help and documentation for more information.
 Lexile® is a trademark of MetaMetrics, Inc. and is registered in the United States and abroad.

Grade Report

Grade 10

Term: Winter 2015-2016
District: Putnam County CUSD 535
School: Putnam County High School

Norms Reference Data: 2015
Weeks of Instruction: 20 (Winter 2016)
Grouping: None
Small Group Display: No

Reading

Summary	
Total Students With Valid Growth Test Scores	75
Mean RIT	222.4
Standard Deviation	14.8
District Grade Level Mean RIT	*
Students At or Above District Grade Level Mean RIT	*
Norm Grade Level Mean RIT	221
Students At or Above Norm Grade Level Mean RIT	43

Overall Performance	Reading	LEAVG					Mean RIT (+/- Smp Err)	Std Dev
		Lo %ile < 21 count	Avg %ile 21-40 count	Avg %ile 41-60 count	HiAvg %ile 61-80 count	Hi %ile > 80 count		
		12	7	23	19	14	221-222-224	14.8

Explanatory Notes

Tests shown in gray are excluded from summary statistics. Either the test occurred outside the testing window for a term, had an invalid score, or was a repeat test for a student within a term.
Due to statistical unreliability, summary data for groups of less than 10 are not shown.
* This data is not available for reporting. Please refer to help and documentation for more information.
Lexile is a trademark of MetaMetrics, Inc., and is registered in the United States and abroad.

Generated: 12/17/15, 3:33:47 PM

© 2000-2015 Northwest Evaluation Association. All rights reserved. Common Core State Standards are provided under a public license.
© Copyright 2010: National Governors' Association Center for Best Practices and Council of Chief State School Officers. All rights reserved.

Grade Report

Grade 10

Term: Winter 2015-2016
District: Putnam County CUSD S35
School: Putnam County High School

Norms Reference Data: 2015
Weeks of Instruction: 20 (Winter 2016)
Grouping: None
Small Group Display: No

Language Usage

Summary	
Total Students With Valid Growth Test Scores:	18
Mean RIT	221.8
Standard Deviation	13
District Grade Level Mean RIT	*
Students At or Above District Grade Level Mean RIT	*
Norm Grade Level Mean RIT	219.7
Students At or Above Norm Grade Level Mean RIT	13

Overall Performance	Language Usage	Lo %ile < 21		LOAVG %ile 21-40		AVG %ile 41-60		HIAVG %ile 61-80		Hi %ile > 80		Mean RIT (+/- Smp Err)	Std Dev
		count	%	count	%	count	%	count	%	count	%		
		3	17%	0	0%	5	28%	7	39%	3	17%	219-222-225	13

Explanatory Notes

Tests shown in gray are excluded from summary statistics. Either the test occurred outside the testing window for a term, had an invalid score, or was a repeat test for a student within a term.
 Due to statistical unreliability, summary data for groups of less than 10 are not shown.
 * This data is not available for reporting. Please refer to help and documentation for more information.
 Lexile is a trademark of Metalextrics, Inc., and is registered in the United States and abroad.

Term: Winter 2015-2016
District: Putnam County CUSD 535
School: Putnam County High School

Norms Reference Data: 2015
Weeks of Instruction: 20 (Winter 2016)
Grouping: None
Small Group Display: No

Mathematics

Summary	
Total Students With Valid Growth Test Scores	57
Mean RIT	240.2
Standard Deviation	16
District Grade Level Mean RIT	*
Students At or Above District Grade Level Mean RIT	*
Norm Grade Level Mean RIT	234.4
Students At or Above Norm Grade Level Mean RIT	40

Overall Performance	count	Lo %ile < 21		LOAVG %ile 21-40		AVG %ile 41-60		HIAVG %ile 61-80		Hi %ile > 80		Mean RIT (+/- Smp Err)	Std Dev
		count	%	count	%	count	%	count	%	count	%		
Mathematics	4	7%	6	11%	16	28%	19	33%	12	21%	236-240-242	16	

Explanatory Notes

Tests shown in gray are excluded from summary statistics. Either the test occurred outside the testing window for a term, had an invalid score, or was a repeat test for a student within a term.
 Due to statistical unreliability, summary data for groups of less than 10 are not shown.
 * This data is not available for reporting. Please refer to help and documentation for more information.
 Lexile® is a trademark of MetaMetrics, Inc., and is registered in the United States and abroad.

Grade Report

Grade 11

Term: Winter 2015-2016
District: Putnam County CUSD 535
School: Putnam County High School

Norms Reference Data: 2015
Weeks of Instruction: 20 (Winter 2016)
Grouping: None
Small Group Display: No

Reading

Summary	
Total Students With Valid Growth Test Scores	58
Mean RIT	227.2
Standard Deviation	12.7
District Grade Level Mean RIT	*
Students At or Above District Grade Level Mean RIT	*
Norm Grade Level Mean RIT	222.7
Students At or Above Norm Grade Level Mean RIT	40

Overall Performance	Lo %ile < 21		Lo Avg %ile 21-40		Avg %ile 41-60		Hi Avg %ile 61-80		Hi %ile > 80		Mean RIT (+/- Smp Err)	Std Dev
	count	%	count	%	count	%	count	%	count	%		
Reading	5	9%	6	10%	18	31%	16	28%	13	22%	226-227-229	12.7

Explanatory Notes

Tests shown in gray are excluded from summary statistics. Either the test occurred outside the testing window for a term, had an invalid score, or was a repeat test for a student within a term. Due to statistical unreliability, summary data for groups of less than 10 are not shown.
* This data is not available for reporting. Please refer to help and documentation for more information.
Level® is a trademark of Metalmetrics, Inc., and is registered in the United States and abroad.

Grade Report

Grade 12

Term: Winter 2015-2016
District: Putnam County CUSD 535
School: Putnam County High School

Norms Reference Data: 2015
Weeks of Instruction: 20 (Winter 2016)
Grouping: None
Small Group Display: No

Reading

Summary	
Total Students With Valid Growth Test Scores	63
Mean RIT	223.1
Standard Deviation	15.3
District Grade Level Mean RIT	*
Students At or Above District Grade Level Mean RIT	*
Norm Grade Level Mean RIT	*
Students At or Above Norm Grade Level Mean RIT	*

Overall Performance	Lo %ile < 21		LAVG %ile 21-40		AVG %ile 41-50		HIAVG %ile 61-80		Hi %ile > 80		Mean RIT (*/-Smp Err)	Std Dev
	count	%	count	%	count	%	count	%	count	%		
Reading	0	0%	0	0%	0	0%	0	0%	0	0%	221-223-225	15.3

Explanatory Notes

Tests shown in gray are excluded from summary statistics. Either the test occurred outside the testing window for a term, had an invalid score, or was a repeat test for a student within a term. Due to statistical unreliability, summary data for groups of less than 10 are not shown. This data is not available for reporting. Please refer to help and documentation for more information. Lexile® is a trademark of Metametrics, Inc., and is registered in the United States and abroad.

Grade Report

Grade 12

Term: Winter 2015-2016
District: Putnam County CUSD 535
School: Putnam County High School

Norms Reference Data: 2015
Weeks of Instruction: 20 (Winter 2016)
Grouping: None
Small Group Display: No

Mathematics

Summary	
Total Students With Valid Growth Test Scores	56
Mean RIT	234.7
Standard Deviation	17.4
District Grade Level Mean RIT	*
Students At or Above District Grade Level Mean RIT	*
Norm Grade Level Mean RIT	*
Students At or Above Norm Grade Level Mean RIT	*

Overall Performance	Lo %ile < 21		LOAVG %ile 21-40		Avg %ile 41-50		HIAvg %ile 61-80		HI %ile > 80		Mean RIT (+/- Smp Err)	Std Dev
	count	%	count	%	count	%	count	%	count	%		
Mathematics	0	0%	0	0%	0	0%	0	0%	0	0%	232-235-237	17.4

Explanatory Notes

Tests shown in gray are excluded from summary statistics. Either the test occurred outside the testing window for a term, had an invalid score, or was a repeat test for a student within a term. Due to statistical unreliability, summary data for groups of less than 10 are not shown. This data is not available for reporting. Please refer to help and documentation for more information. Lexia is a trademark of LexiaMeasures, Inc. and is registered in the United States and abroad.



Putnam County Elementary School

FEBRUARY 2016 BOARD REPORT

Enrollment

3rd Grade = 68 students, with class sizes of 22, 23, and 23 students.

4th Grade = 58 students, with class sizes of 19, 19, and 20 students.

5th Grade = 66 students, with class sizes of 21, 22, and 23 students.

PCES Total Enrollment = 192

Student Activities

- 5th grade students competed in our annual spelling bee. Due to changes at the ROE, 5th grade students are no longer allowed to advance to the area-wide spelling bee. The 5th grade team and I decided that it is a beneficial experience for the students, therefore we proceeded with a spelling bee just in our building. Congratulations to our 1st place contestant, Nicholas Currie, and runner-up, Lauren Faletti.
- Two 5th grade students, Lauren Faletti and Ashton Cramer, have been nominated by their teachers to receive the John Ourth award this year. This award recognizes students for overall good character and citizenship. These students along with their parents, Mr. McCracken and myself will be attending a breakfast at Streator High School to recognize our recipients. We are very proud of these two students and look forward to recognizing these two individuals that display outstanding character and citizenship.

Evaluations

- I am approaching the completion of evaluations for certified staff members. I have completed 14 formal classroom observations of certified staff members this year. Towards the end of February and through the month of March, I will complete the 8 non-certified staff evaluations.

Parent/Teacher Conference

- PCES teachers invited parents to participate in our 2nd P/T conferences of the school year. Effort was put forth to meet with all parents whose child displays academic or behavioral concerns. Emphasis was placed on those students that receive Rtl services.

Assessment

- I have started the planning process for the PARCC assessment. As it stands, PCES will be PARCC testing the week of March 14, with make-up testing to be completed the following week.
- PCES students participated in MAP winter benchmarking. With the use of the roaming Chromebook carts in 3rd and 4th grade, teachers were able to administer testing in the

classroom, rather than the computer lab. The chart below displays the data collected for both reading and math.

<u>MAP Assessment Comparative Data - PCES</u>				
	Fall	Fall	Winter	Winter
<u>3rd Grade</u>	<u>Math</u>	<u>Reading</u>	<u>Math</u>	<u>Reading</u>
Average RIT Score	191	192.7	197.8	198.5
National Norm for Grade Level RIT	190.4	188.3	198.2	195.6
# Students At or Above Norm	38	46	35	44
% of Students At or Above Norm	59%	71%	52%	65%
<u>4th Grade</u>	<u>Math</u>	<u>Reading</u>	<u>Math</u>	<u>Reading</u>
Average RIT Score	203.3	204.2	208.4	207.2
National Norm for Grade Level RIT	201.9	198.2	206.2	203.6
# of Students At or Above Norm	32	41	32	40
% of Students At or Above Norm	57%	73%	55%	70%
<u>5th Grade</u>	<u>Math</u>	<u>Reading</u>	<u>Math</u>	<u>Reading</u>
Average RIT Score	211.4	208.9	216.3	213.1
National Norm for Grade Level RIT	211.4	205.7	217.2	209.8
# of Students At or Above Norm	36	45	35	41
% of Students At or Above Norm	57%	70%	56%	65%
<u>% of Students by Level</u>	<u>Math</u>	<u>Reading</u>	<u>Math</u>	<u>Reading</u>
<u>3rd Grade</u>	High=10%	High= 31%	High= 12%	High= 23%
	High Avg.=42%	High Avg.= 32%	High Avg.= 22%	High Avg.= 29%
	Average=20%	Average= 21%	Average= 34%	Average= 25%
	Low Avg.=14%	Low Avg.= 1%	Low Avg.= 18%	Low Avg.= 6%
	Low=14%	Low= 15%	Low= 14%	Low= 16%
% Average or Above in Grade Level	72%	84%	68%	77%

% of Students by Level	Math	Reading	Math	Reading
4th Grade	High= 16%	High= 18%	High= 6%	High= 23%
	High Avg.= 23%	High Avg.=38%	High Avg.= 32%	High Avg.= 29%
	Average= 34%	Average= 29%	Average= 27%	Average= 25%
	Low Avg.=16%	Low Avg.=14%	Low Avg.= 29%	Low Avg.= 14%
	Low= 11%	Low= 1%	Low= 9%	Low= 9%
% Average or Above in Grade Level	73%	85%	65%	77%
% of Students by Level	Math	Reading	Math	Reading
5th Grade	High= 14%	High= 16%	High= 17%	High= 24%
	High Avg.= 32%	High Avg.= 39%	High Avg.= 16%	High Avg.= 32%
	Average= 21%	Average= 20%	Average= 32%	Average= 21%
	Low Avg.= 14%	Low Avg.= 13%	Low Avg.= 17%	Low Avg.= 13%
	Low= 19%	Low= 13%	Low= 17%	Low= 11%
% Average or Above in Grade Level	67%	75%	65%	77%

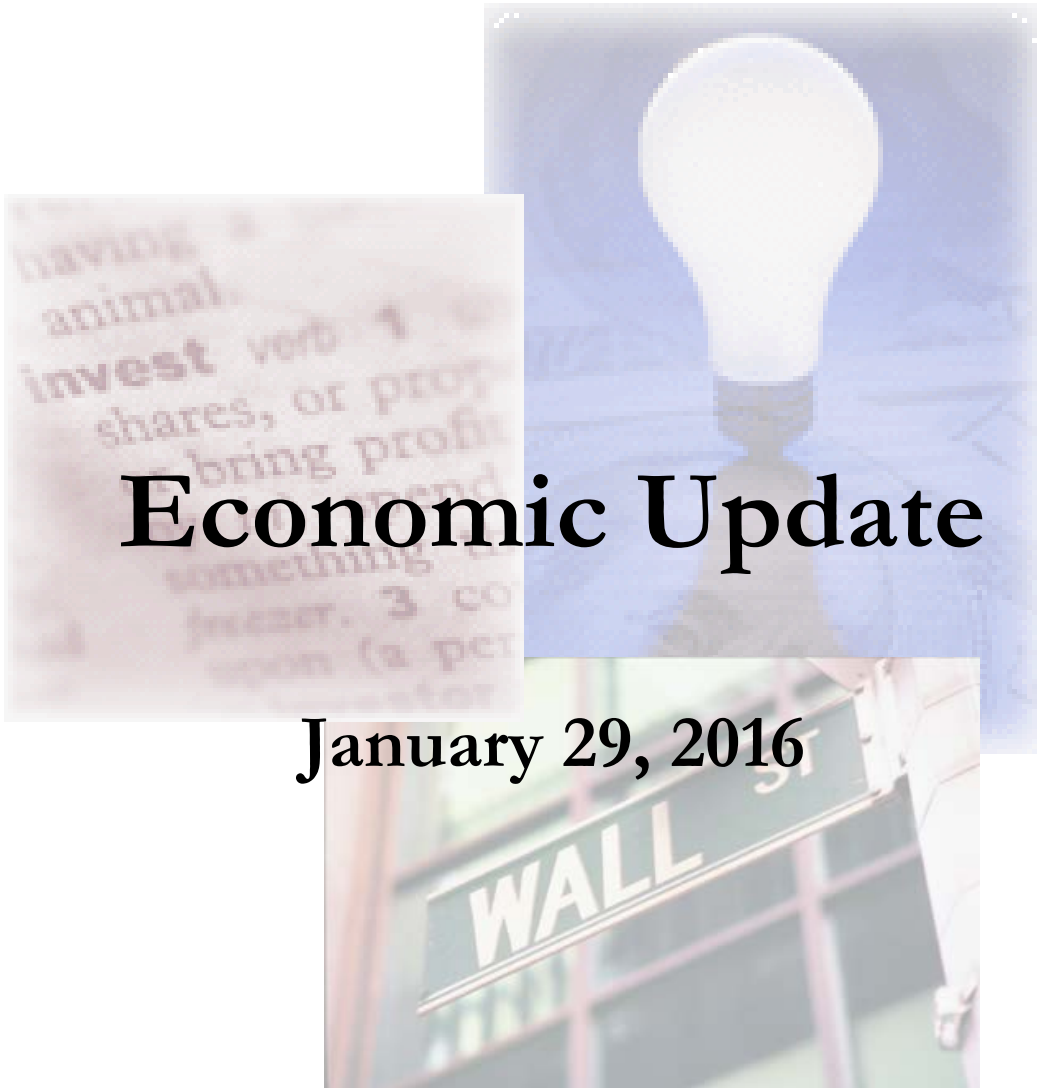
2015-2016 Spelling Bee Participants



State Funding Update

February 11, 2016

Special Education	\$98,318.95
Transportation	\$109,821.72
Early Childhood Education	\$19,400.00
IL Lunch	\$84.67
<hr/>	
Total Owed from State of IL	\$227,625.34



Economic Update

January 29, 2016

PFM Asset Management LLC
222 North LaSalle
Suite 910
Chicago, IL 60601

Sources: Bloomberg, Investor Guide, Vanguard, Financial Times

717-231-2723
717-233-6073 fax
www.pfm.com

Economic Update

Summary of Recent Economic Data

The Federal Open Market Committee (“FOMC”), as expected, left the Federal Funds target range unchanged between a range of 0.25% to 0.50%, stating that it’s “closely monitoring” global economic and financial developments while assessing impacts on the labor market and inflation. Some of the conclusions that the Fed came up with after their meeting include the following items:

- Risks: evaluating risks to the outlook for economic activity and the labor market after taking into account global developments
- Inflation: the Fed downgraded the near-term outlook on inflation as it is now expected to remain low in the near-term; market-based measures of inflation have declined further while survey-based measures of longer-term inflation expectations are little changed
- Economy: labor market conditions have improved further even after economic growth slowed in late 2015 in which previous activity was expanding at a moderate pace
- Rates: target range of 0.25% to 0.50% was unchanged as the U.S. economy continues to evolve in such a way that warrants “only a gradual increase” in the future

The Fed staying on course and proceeding as planned seems to be the most attractive policy option right because it is still too soon to know whether the decline in the U.S. stock market is a sign of fundamental weakness in the economy or not. Many economists feel that the market is currently too focused on the decline in oil prices and problems in the Chinese economy. Their thought is that the U.S. economy is making progress because the performance of the domestic labor market has been strong at the same time that consumer spending has been moving in a positive direction.

After the U.S. central bank hiked rates in December, which was the first time in almost a decade, Fed Chairwoman Janet Yellen stressed that the pace of rate hikes would be “gradual.” Even though Fed officials have planned on four rate hikes this year, as of now the markets see only one (maybe two). This is due to the fact that an uncertain outlook for both the U.S. and global economy has convinced traders that the Federal Reserve will not be able to deliver on its planned four rate hike program this year.

The first reading of fourth quarter 2015 GDP indicated that the economy expanded at a mere 0.7%, missing the estimate for growth of 0.8% and continuing to cool from the third quarter’s 2.0% and second quarter’s 3.9% rate of expansion, as consumers cut back on spending, businesses on investment, and inventories continued to be drawn upon. Consumer spending was the central driver of the economy, though it slowed during the fourth quarter. For 2015, GDP expanded at 2.4% for a second year in a row, led by the biggest gain in consumer spending in a decade. Personal consumption in the fourth quarter fell in a rise of 2.2% from the third quarter’s 3.0% rate while private investment contracted for the second straight quarter, declining by 2.5%. Core PCE, the Fed’s main barometer of inflation, only rose by 1.2% in the fourth quarter of 2015. There are definitely some areas of concern in this GDP report, especially the weakness in exports and business investment, but it is the resilience of the consumer (despite a soft holiday season) that headlines the report and should help confirm faith in the strength of the U.S. economy.

Consumer spending may not necessarily be strong, but consumer confidence continues to be solid. Confidence rose to a level of 98.1 in January, a 3-month high as Americans grew more upbeat about the prospects for the economy, labor market, and their incomes. The reading of present conditions held steady while current expectations for the next six months rose to a 3-month high. This most recent report is a testament to the strength of the U.S. consumer who is resisting pressure from overseas weakness.

Consumer prices are showing a little bit of pressure in December, but not a great deal of pressure. The Consumer Price Index ("CPI") declined -0.1% month-over-month in December, below the expectation for no change, led by the continued slump in commodities. Core prices rose by 0.1%, also missing the estimate which called for a rise of 0.2%. For all of 2015, consumer prices rose by 0.7% after rising by 0.8% in 2014, while core prices rose by 2.1%, up from 2014's 1.6% rise. Lack of inflation, the result of falling commodity/energy prices and also general weakness in demand, continues to be a major policy risk for the FOMC.

Expectations from the Fed Funds futures market have been swinging with nearly the same volatility of the markets as there is some expectation in the market that there will not be another rate hike until the September FOMC meeting. However, some economists believe that the market is ignoring the new CPI data released, showing that core inflation, minus food and energy prices, is slowly moving higher. While the numbers looked weak because of decreasing costs for food and gasoline, the December CPI showed that core consumer prices increased to a 2.1% rate over the past year, which was the strongest annual rate since July of 2012.

Housing starts lagged estimates in December and unexpectedly declined during the month, indicating that the housing market may be losing some momentum entering 2016. Following a large gain in November, housing starts came in at an annualized 1.149 million rate in the month of December for a -2.5% monthly dip. Building permits, a proxy for future construction, also fell amid a decline in applications for multi-family projects. Permits came in at 1.232 million in December for a -3.9% decline. Year-over-year, housing starts are up a healthy 6.4% while building permits are up a very strong 14.4%. This overall report for December was below expectations and soft on a historical basis, but these readings still do point to respectable strength underway for new housing.

Existing home sales bounced back sharply in the month of December. Sales, helped by warm weather, rose more than estimated in December, increasing by 14.7% to a 5.46 million annualized rate that just topped the top-end forecast by economists. For all of 2015, sales rose to 5.26 million from 4.94 million in 2014, their strongest year since 2006. The housing sector is still showing some life but gains are still being held back by a lack of supply. Nevertheless, price appreciation is a rising plus and is well above other price areas including wage growth.

The outlook for the housing market got a boost from a sharp rise in new home sales. New home sales surged in December by 10.8% to its highest level in ten months, finishing the best year since 2007. Sales rose to a 544,000 annualized pace in December while sales for all of 2015 rose by 14.7% to 501,000. The warmest December on record probably played a big role in December's sales with purchases rising in all four regions, led by a 32.0% increase in the Midwest. The supply of homes at the current sales rate fell to 5.2 months with 237,000 new homes on the market while the median sales price fell over 4.0% year-over-year to \$288,900, the lowest since May. Sales of new homes have been noticeably higher than prices, suggesting that prices still have some room to accelerate.

Existing home sales popped up higher in December but a further gain for the month of January is uncertain given only a 0.1% rise in pending home sales for the month. This follows a -1.1% decline in pending home sales in November. The Northeast was the only region to show a gain in contract signings, rising by 6.1% while signings fell over -2.0% in the West, -1.1% in the Midwest, and -0.05% in the South. Normally, it takes about one to two months for contract signings to close with greater delays possible given new mortgage documentation rules that were implemented last November. December's pending home sales report indicated that the market is constrained by rising property prices and a limited supply of homes. Despite this latest report, other recent news on the housing sector has been positive, including gains for sales and also respectable appreciation for home prices.

Home price appreciation is currently solid and is perhaps the most solid source of increase for household wealth. Prices in 20 U.S. cities rose at the fastest pace since July of 2014 over the year ended November, increasing by 5.8% year-over-year, led by Portland, San Francisco, and Denver, as low inventories boosted property values. Home prices, which are getting a boost from a lack of available houses in the market, are one of the few areas of the U.S. economy showing price traction.

The factory sector ended the 2015 calendar year on a downward trend. Durable goods orders declined in December more than expected as orders for all durable goods fell by -5.1% compared to the estimate of a 0.7% decline, the largest decline since August of 2014. Orders for U.S. non-military capital equipment excluding aircrafts fell over 4.0% compared to the expectation for a mere 0.2% decline. There continues to be trouble in the factory sector as contraction in the energy sector along with weak export markets, made weaker for U.S. manufacturers because of the increased strength of the U.S. dollar, may now be pushing the overall factory sector into an accelerated breakdown.

The index of leading economic indicators ("LEI") fell -0.2% in December following a 0.5% gain in November. A decline in housing permits and weakness in manufacturing orders weighed in on December, though trends in the index, boosted in large part by favorable interest rates, are still pointing to moderate growth ahead. Other readings in this report include a modest 0.1% gain for the coincident index and a modest 0.2% gain for the lagging index.

The U.S. government's deficit, unlike last year, is on the rise, up by 22% at \$215.6 billion three months into fiscal year 2016. However, special factors, which typically involve calendar timing of outlays, are having a major effect, without which the deficit would be up only 5%. Led by Medicare and especially social security, outlays are up by 7.1% compared to this time last year. Receipts are up by 3.5%, boosted by a 4.1% rise so far in individual income taxes. The December deficit came in at \$14.4 billion.

In international news, the European Central Bank (“ECB”) decided last week to keep its benchmark interest rate and accommodative monetary policy unchanged as ECB President Mario Draghi said that he sees rates at present or lower levels for some time. Also in foreign news, the International Energy Agency (“IEA”) has recently warned that global oil markets could “drown in oversupply,” sending prices even lower. Additionally, in more news overseas, the International Monetary Fund cut its growth forecast for Saudi Arabia to 1.2% for 2016 from a previous 2.2% forecast. Lastly, in what some say was a surprise move, the Bank of Japan adopted a negative interest rate policy after the nation’s core consumer prices in December showed that inflation remains absent, rising 0.8% year-over-year, below the estimated and prior month’s rate of 0.9%. By a vote of 5 – 4, the bank lowered its benchmark rate to -0.1% which will be imposed on reserves worth about 10 to 30 trillion yen initially and only to new reserves that financial institutions deposit at the central bank. This clearly shows that the Bank of Japan wanted to weaken the yen and raise the price of imported goods and boost inflation.

Fixed Income Market

Fed policy makers are monitoring global economic and financial developments closely and they expect inflation, which is being held down in part by the decrease in oil prices, to remain low in the near future. This prompted them to keep promising that future interest rate hikes will once again be “gradual.” U.S. Treasury yields have swung between gains and losses throughout the last couple of weeks with a slight downward trend on the back of volatility in risk assets as investors weighed the strength of the global economy amidst the recent Federal Reserve meeting and the first estimate of U.S. gross domestic product for the fourth quarter of 2015. It should be noted that it is expected that U.S. Treasury yields will likely rise in the long term until they reach a normalized level in five years, with the 10-year Treasury yield expected to rise to 4.00% and the 30-year Treasury rising to 4.50%; nevertheless, overall fixed income returns will be suppressed due to low current yields and principal losses due to rising interest rates.

Even though job growth has been strong, the U.S. economy seems to have downshifted in late 2015 and early 2016. Financial markets around the globe are experiencing continued volatility and downward pressure on inflation is rising.

Fourth quarter 2015 GDP in the U.S. rose at an annual rate of just 0.7%, according to the BEA’s advance estimate, slowing from 2.0% in the third quarter. The slowdown reflected a deceleration in personal consumption expenditures (PCE) and downturns in business investment, exports, and state and local government spending. The all-important personal consumption component rose just 2.2%, down from 3.0% in the prior quarter. For all of 2015, GDP rose 2.4%, matching growth in 2014. In a tale of two U.S. economies, consumer spending grew last year by the most since 2005, while business investment rose at its slowest pace since 2010 as oil and gas companies sharply curtailed spending. In other data, new home sales surged in December, capping the strongest year for housing since 2007. At the same time, December durable goods orders posted their biggest decline of the year.

As expected, the FOMC left the Federal Funds rate unchanged at its January meeting at a target range of 0.25% to 0.50%. The Committee noted that “economic growth slowed late last year” and stated that it is “closely monitoring global economic and financial developments” while “assessing their implications for the labor market and inflation.” The U.S. economy still warrants “only gradual increases” in short-term rates in the future. Fed Funds futures currently put the probability of a rate increase in March at only 14%, and barely above 50% for all of 2016.

Treasury yields fell throughout the past two weeks, first as stocks weakened, then in response to the Fed’s weaker assessment of growth in the U.S., and then due to the Bank of Japan’s (“BoJ”) surprise decision to adopt a negative interest rate policy. The BoJ will pay (charge!) -0.1% on new bank reserves resulting from its program of asset purchases, and extended those purchases into 2017 at a pace of ¥80 trillion/year. Stocks rose, the yen fell, and global bond yields moved lower, with yields in Europe and Japan falling further below zero. Negative yields now account for a quarter of J.P. Morgan’s global government bond index.

Oil prices rebounded from a 12 year low of under \$27/barrel to above \$33, but remain depressed. Low energy prices will put continued downward pressure on inflation. It is also not clear whether lower energy prices are a positive or negative for economic growth. It seems as though U.S. economic data has weakened:

Weakening: GDP, business investment, industrial production, capacity utilization, PCE, retail sales, Philly Fed survey, lumber prices, Baltic dry shipping index, imports & exports (both dropping), credit conditions, credit spreads, metals, agricultural prices, the VIX, leading indicators (positive, but slowing).

Positive or improving: Employment, housing (including sales, starts, building permits, and prices), average hourly earnings, consumer confidence, core CPI (over 2.0%), and maybe developed European economies.

Yields on the intermediate and long-end of the U.S. Treasury curve have continued their 2016 downward trend. The yield on the 2-year Treasury note fell to its lowest closing level since early November, while the 5 to 30-year yield spread flattened to its tightest levels of the year. Several banks have cut their year-end yield and equity forecasts. On the short end of the curve, the average overnight repurchase agreement rate has been at around 0.29% while three-month LIBOR has remained elevated at 0.62%.

As expected, the Federal Reserve took no action and left the Fed Funds target between 0.25% and 0.50%. The market's reaction to the Fed's inaction was widely anticipated and short-term Treasuries and Federal Agencies are only 1 – 2 basis points tighter post the meeting. The Fed's statement was slightly more dovish this month given expected slow growth in the first quarter and the continued weakness in commodities.

FHLB had a very sizeable discount note auction on this past Tuesday and 3-month maturities came at an attractive yield of 0.40% (vs. 0.37% the prior week). The auction tailed due to the large new supply coupled with already heavy dealer inventory saturating the market; however, after the FOMC's decision to leave rates unchanged, the majority of the short paper was bought up by investors.

Commercial paper and negotiable CD rates have fallen slightly in the last few weeks; however, they still offer substantial yield pickup over Treasuries and Agencies. Most issuers continue to prefer long maturity dates and this is reflective in the steepness of the yield curve. Floating CP and CDs continue to offer significant value. Six-month final maturity floaters indexed to 1-month LIBOR are in the range of +31 to +38. These floaters offer decent current yields, and while not imminent, there is still potential for the Fed to hike again in 2016, and floaters offer protection from rising rates.

The FOMC opted to keep the Fed Funds rate unchanged at their meeting on January 27th to the surprise of no one. Their statement recognized improvement in the employment landscape since their December meeting, but struck a more hawkish tone with nods to a slower fourth quarter and growing concern over international headwinds for the global economy. The market sentiment has shifted with the market pricing in two or fewer hikes of the Fed Funds rate in 2016, much slower than the four hikes implied by the "dot plot" released at the December meeting. The probability of a hike at upcoming meetings has fallen sharply:

Fed Funds Implied Probability



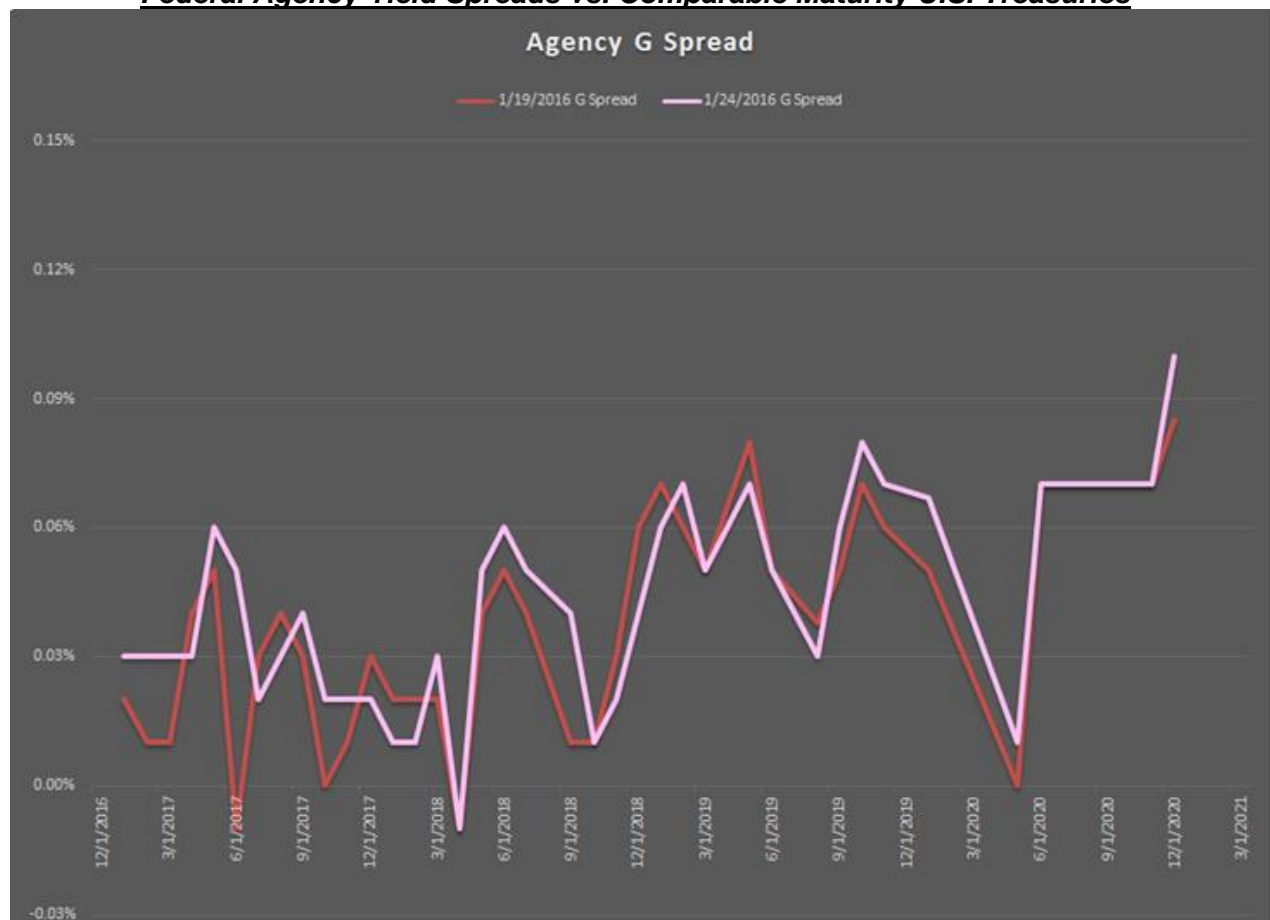
With interest rates across the curve having rallied at least 30 basis points in January, most investors are taking a wait-and-see approach to rates. The yield on the 3-year Treasury Note has fallen below its 200-day moving average, highlighting the scale of the downward move in rates. It should be understood that, if you exclude the month of December, yields in 2 and 3 year maturities are still at the top end of their two year trading range. If the U.S. economy is truly slowing, then selective purchases in 2 – 3 year range might make sense to keep one's portfolio duration from drifting too short.

3-Year U.S. Treasury Note with 200-Day Moving Average



Federal Agency spreads have contracted across much of the yield curve as investors are again seeking securities with yield. The recently issued 3-year FNMA offers a spread of +5 basis points over comparable maturity U.S. Treasuries and may offer value. The 5-year FNMA offers a spread of +10 basis points. It is recommended that public funds investors target Federal Agencies in 3 to 4 year maturities with spreads of +5 to +10 basis points, specifically the FNMA 1.375 1/28/2019 at a spread of +5 basis points. These can be purchased on swap from U.S. Treasury Notes in one's portfolio or outright if one opts to add incremental duration towards duration targets.

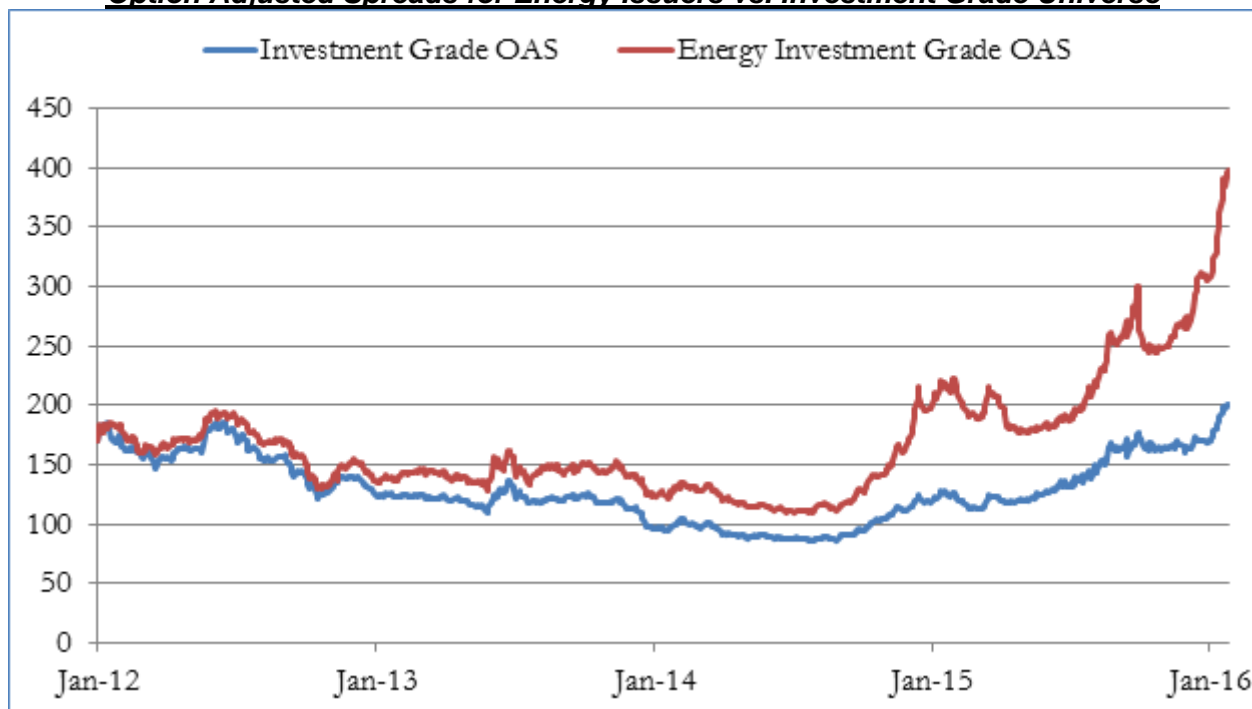
Federal Agency Yield Spreads vs. Comparable Maturity U.S. Treasuries



The steepness of the yield curve provides a significant benefit to non-callable securities with roll-down adding to returns over time. Callable Agency securities do not benefit from this because as they roll down, their coupons roll in the money and the issuer calls them back at par. Once the yield curve flattens significantly, in the past caused by strong drops in yield but in the future likely caused by a rapid rise in very short maturity yields, callable securities may again become an attractive source of added yield for portfolios. At this time most market participants feel callable Agency yields do not offer value. Non-callable Agency securities are preferred with stable durations and cash flow certainty over callable Federal Agencies.

Corporate spreads have been under pressure the entire month of January, with market turmoil driving a flight-to-quality. The significant sell-off in the energy sector has driven the underperformance of the broader corporate universe. Most investors feel there may be opportunities to add value in the banking sector as well as some high quality investment-grade issuers whose spreads may have been forced wider by the overall tone of disfavor in the marketplace. It is recommended that fixed-income investors look for value in corporate notes, though the lack of availability may make this process a challenge.

Option Adjusted Spreads for Energy Issuers vs. Investment Grade Universe



This material is based on information obtained from sources generally believed to be reliable and available to the public; however PFM Asset Management LLC cannot guarantee its accuracy, completeness or suitability. This material is for general information purposes only and is not intended to provide specific advice or a specific recommendation. All statements as to what will or may happen under certain circumstances are based on assumptions, some but not all of which are noted in the presentation. Assumptions may or may not be proven correct as actual events occur, and results may depend on events outside of your or our control. Changes in assumptions may have a material effect on results. Past performance does not necessarily reflect and is not a guaranty of future results. The information contained in this presentation is not an offer to purchase or sell any securities.

Investment Update

February 11, 2016

The next CD will be placed out for bids in March 2016. It is currently invested at North Central Bank and is earning 0.35%. Following district investment policy, we will place this out for bids with our three local banks next month.

Transportation Update

February 11, 2016

At our monthly admin meeting yesterday, both Irene and Jason attended, and we discussed any transportation concerns with them. Very few items of concern exist, as Johannes Bus Service continues to respond quickly and efficiently to our needs.

We are offering homebound educational services to the special education student who has experienced so many problems with safe transportation. Unfortunately, it has become impossible to provide safe transportation to Peoria for her. She is too volatile and has been violent toward the monitor and driver on more than one occasion. Janet Schennum has been trying to find an appropriate residential placement for her.

Irene from Johannes is continuing to examine ways to cut transportation costs for our district next year. She believes that we will be able to have a monitor on some regular routes and integrate some special education students on those buses to reduce expenses to the district. The working relationship with the district and Johannes has become a true pleasure as we focus on student needs and safety.

PUTNAM COUNTY CUSD #535
Putnam, LaSalle and Marshall Counties, Illinois

Taxable Working Cash Fund Bond Summary

Dated Date: 03/01/16
 First Payment Date: 12/01/16
 2014 E.A.V.: \$115,012,888
 Est. Interest Rate: 3.00%

Issue Size		1-Year Maturity	3-Year Maturity	5-Year Maturity	7-Year Maturity
\$250,000	Est. Average Principal & Interest Payment	\$255,625	\$87,758	\$54,245	\$39,904
	Est. Interest Cost	\$5,625	\$13,275	\$21,225	\$29,325
	Est. Bond & Interest Tax Rate	22.23 ¢	7.63 ¢	4.72 ¢	3.47 ¢
	* Est. Annual Property Tax Bill Increase for a Home With a Market Value of \$100,000	\$60.75	\$20.86	\$12.89	\$9.48
\$500,000	Est. Average Principal & Interest Payment	\$511,250	\$175,567	\$108,460	\$79,786
	Est. Interest Cost	\$11,250	\$26,700	\$42,300	\$58,500
	Est. Bond & Interest Tax Rate	44.45 ¢	15.26 ¢	9.43 ¢	6.94 ¢
	* Est. Annual Property Tax Bill Increase for a Home With a Market Value of \$100,000	\$121.50	\$41.72	\$25.78	\$18.96
\$750,000	Est. Average Principal & Interest Payment	\$766,875	\$263,325	\$162,675	\$119,668
	Est. Interest Cost	\$16,875	\$39,975	\$63,375	\$87,675
	Est. Bond & Interest Tax Rate	66.68 ¢	22.90 ¢	14.14 ¢	10.40 ¢
	* Est. Annual Property Tax Bill Increase for a Home With a Market Value of \$100,000	\$182.25	\$62.58	\$38.66	\$28.44
\$1,000,000	Est. Average Principal & Interest Payment	\$1,022,500	\$351,083	\$217,010	\$159,486
	Est. Interest Cost	\$22,500	\$53,250	\$85,050	\$116,400
	Est. Bond & Interest Tax Rate	88.90 ¢	30.53 ¢	18.87 ¢	13.87 ¢
	* Est. Annual Property Tax Bill Increase for a Home With a Market Value of \$100,000	\$243.00	\$83.44	\$51.57	\$37.90

* Taxable Value of a Home is calculated at 1/3 of Market Value less a \$6,000 homeowner occupied exemption.

Summary

February 4, 2016

PUTNAM COUNTY CUSD #535
Putnam, LaSalle and Marshall Counties, Illinois

Taxable Working Cash Fund Bond Summary

Dated Date: 03/01/16
 First Payment Date: 12/01/16
 2014 E.A.V.: \$115,012,888
 Est. Interest Rate: 6.00%

Issue Size		1-Year Maturity	3-Year Maturity	5-Year Maturity	7-Year Maturity
\$250,000	Est. Average Principal & Interest Payment	\$261,250	\$92,383	\$58,670	\$44,479
	Est. Interest Cost	\$11,250	\$27,150	\$43,350	\$61,350
	Est. Bond & Interest Tax Rate	22.71 ¢	8.03 ¢	5.10 ¢	3.87 ¢
	* Est. Annual Property Tax Bill Increase for a Home With a Market Value of \$100,000	\$62.09	\$21.96	\$13.94	\$10.57
\$500,000	Est. Average Principal & Interest Payment	\$522,500	\$184,767	\$117,340	\$88,571
	Est. Interest Cost	\$22,500	\$54,300	\$86,700	\$120,000
	Est. Bond & Interest Tax Rate	45.43 ¢	16.06 ¢	10.20 ¢	7.70 ¢
	* Est. Annual Property Tax Bill Increase for a Home With a Market Value of \$100,000	\$124.17	\$43.91	\$27.89	\$21.05
\$750,000	Est. Average Principal & Interest Payment	\$783,750	\$277,150	\$176,010	\$133,093
	Est. Interest Cost	\$33,750	\$81,450	\$130,050	\$181,650
	Est. Bond & Interest Tax Rate	68.14 ¢	24.10 ¢	15.30 ¢	11.57 ¢
	* Est. Annual Property Tax Bill Increase for a Home With a Market Value of \$100,000	\$186.26	\$65.87	\$41.83	\$31.63
\$1,000,000	Est. Average Principal & Interest Payment	\$1,045,000	\$369,433	\$234,860	\$177,357
	Est. Interest Cost	\$45,000	\$108,300	\$174,300	\$241,500
	Est. Bond & Interest Tax Rate	90.86 ¢	32.12 ¢	20.42 ¢	15.42 ¢
	* Est. Annual Property Tax Bill Increase for a Home With a Market Value of \$100,000	\$248.35	\$87.80	\$55.82	\$42.15

* Taxable Value of a Home is calculated at 1/3 of Market Value less a \$6,000 homeowner occupied exemption.

Summary

February 4, 2016

Recommendation to Approve Bond Resolution

As superintendent, I recommend approval of the bond resolution for the issue of Taxable General Obligation School Bonds, Series 2016, of the District, for the purpose of increasing the Working Cash Fund of said District, providing for the levy of a direct annual tax sufficient to pay the principal and interest of said bonds, and authorizing an agreement of the sale of said bonds.

Rationale

Due to the State's intent to pass a two year tax cap for governmental units in the State of Illinois, I believe we need to pass the above bond resolution. This proposed tax cap may become permanent, and if we do not pass the resolution, we will limit our district's ability to increase revenue in future years. This could have a profoundly negative impact on our ability to provide excellent educational services for our students. While it is against my typical fiscal responsibility, I believe the State of Illinois is forcing us to make this decision to help ensure fiscal stability in the future. To demonstrate fiscal conservatism for our taxpayers, I recommend issuing not less than \$250,000 and not more than \$750,000 with a five year maturity. (Please refer to the attached chart.)

District Goal

Maintain strong fiscal responsibility in the Putnam County School District.

Recommendation to Approve Graduation Dates for 2016

As superintendent, I recommend the approval of Thursday, May 19 for junior high graduation and Friday, May 20 for high school graduation in our Putnam County Schools.

Rationale

The above dates have been previously proposed as the 2016 graduation dates, and we will be providing the formal approval at this Board meeting.

District Goal

Improve communication among all stakeholders in the Putnam County School District and communities.

Vendor	Monthly Charges	Bin Pricing
Illinois Valley Waste Services		
PCPS	\$230+FSC*	\$10 Each- One time Fee
PCES	\$135+FSC*	
PCJH	\$285+FSC*	
PCHS	\$485+FSC*	
Total	\$1135+FSC*	
Republic Waste Services		
PCPS	\$566.50	Included
PCES	\$264.11	
PCJH	\$627.83	
PCHS	\$809.69	
Total	\$2,268.13	
Waste Management		
PCPS	\$257.89	Included
PCES	\$218.27	
PCJH	\$206.77	
PCHS	\$398.43	
Total	\$1,081.36	

* The Fuel Service Charge (FSC) changes monthly. For example, in October it was 7.4% which would have added another \$83.99 to the monthly bill. In November the FSC was 7.85% which would have added another \$89.10 to the monthly bill.

January 14, 2016

Dear board members,

After looking at some possible solutions to spend less money in services and help our facilities leave less of a carbon footprint, I decided to take the opportunity to look into recycling for all of our facilities. I have enclosed a spreadsheet which lists all costs associated with changing over to a recycling program in the district. Based on the number obtained from three different service providers, I recommend that we switch over to Waste Management for our waste and recycling needs. I make this recommendation based on the fact that they would be the lowest cost provider and have provided me with superior customer service at home and with other facilities at which I have worked. Switching to Waste Management would save us approximately \$685/ month or \$8,230 annually over our current costs. In addition to the monthly savings, the account rep I am working with quoted me a \$250 credit that would be applied to the first month's invoice since we would be new customers. Also, recycling totes for all class rooms and offices would be provided free of charge as would a larger rolling container to collect materials from all of the smaller recycling bins.

I would like to thank you for the opportunity to research the idea of recycling at our facilities. It is a project that will help us save money as well as help us become more environmentally responsible as a district. I am looking forward to your direction.

Regards,

Christopher D. Uzella

Recommendation to Approve Waste Management for Disposal/Recycling Service

As superintendent, I recommend approval of Maintenance Supervisor Chris Uzella's recommendation to enter into the agreement with Waste Management. (See attached bids.)

Rationale

I made an additional contact to check into the proposed services and bids, and Chris has a solid recommendation to accept Waste Management. I have insisted that we have recycling tickets to prove that the recycling is actually occurring. I would like the motion to reflect that the services may be terminated if we do not receive recycling tickets.

District Goal

Maintain strong fiscal responsibility in the Putnam County School District

Putnam County Community Unit School District #535

OFFICIAL SCHOOL CALENDAR, 2016-2017

AUGUST 2016						
Mon	Tue	Wed	Thu	Fri		Total
1	2	3	4	5		
8	9	10	11	12		0
(15 I	16I	17P	18P	19P		3
22	23	24	25	26		5
29	30	31				3
						11

SEPTEMBER 2016						
Mon	Tue	Wed	Thu	Fri		Total
			1	2		2
5H	6	7P	8	9		4
12	13	14	15	16		5
19	20	21P	22	23		5
26	27	28	29	30		5
						21

OCTOBER 2016						
Mon	Tue	Wed	Thu	Fri		Total
3	4	5P	6	7I		4
10H	11	12	13	14		4
17	18	19P	20	21C		4
24	25	26	27	28		5
31						1
						18

NOVEMBER 2016						
Mon	Tue	Wed	Thu	Fri		Total
	1	2P	3	4		4
7	8	9	10	11		5
14	15	16P	17	18		5
21	22	23X	24H	25X		2
28	29	30				3
						19

DECEMBER 2016						
Mon	Tue	Wed	Thu	Fri		Total
			1	2		2
5	6	7P	8	9		5
12	13	14	15	16		5
19	20	21E	22X	23X		3
26H	27X	28X	29X	30X		0
						15

JANUARY 2017						
Mon	Tue	Wed	Thu	Fri		Total
2H	3I	4	5	6		3
9	10	11	12	13		5
16H	17	18P	19	20		4
23	24	25	26	27		5
30	31					2
						20

FEBRUARY 2017						
Mon	Tue	Wed	Thu	Fri		Total
		1P	2	3		3
6	7	8	9	10		5
13	14	15P	16	17C		4
20H	21	22	23	24		4
27	28					2
						18

MARCH 2017						
Mon	Tue	Wed	Thu	Fri		Total
		1P	2	3		3
6H	7	8	9	10		4
13	14	15P	16	17		5
20	21	22	23	24		5
27	28	29	30	31		5
						22

APRIL 2017						
Mon	Tue	Wed	Thu	Fri		Total
3	4	5P	6	7		5
10X	11X	12X	13X	14X		0
17X	18	19P	20	21		4
24	25	26	27	28		5
						14

MAY 2017						
Mon	Tue	Wed	Thu	Fri		Total
1	2	3P	4	5		5
8	9	10	11	12		5
15	16	17P	18	19		5
22	23	24	25	26		2
29H	30	31)				
						17

JUNE 2017						
Mon	Tue	Wed	Thu	Fri		Total
			1	2		
5	6	7	8	9		
12	13	14	15	16		
19	20	21	22	23		
26	27	28	29	30		

JULY 2017						
Mon	Tue	Wed	Thu	Fri		Total
3	4 H	5	6	7		
10	11	12	13	14		
17	18	19	20	21		
24	25	26	27	28		
31						

School Begins.....	August 17, 2016
Report Card Day.....	May 23, 2017
School Closes.....	May 31, 2017
Pupil Attendance Days.....	174
Approved P/T Conference Day.....	2
Approved Institute Days-- Aug 15, 16, Oct 7, Jan 3	4
Emergency Days.....	5
May 24, 25, 26, 30, 31, 2017	
TOTAL.....	185

LEGAL PUBLIC SCHOOL HOLIDAYS	
Labor Day	9/5/16
Columbus Day	10/10/16
Thanksgiving	11/24/16
Christmas Day-Day Off	12/26/16
New Year's Day-Day Off	1/2/17
Martin Luther King's Day	1/16/17
Presidents' Day	2/20/17
Casimir Pulaski Day	3/6/17
Memorial Day	5/29/17

CALENDAR LEGEND	
Legal School Holidays	H
Institutes	I
Not in Attendance	X
School Begins	(
School Closes)
Professional Development	P
-2:05 dismissal	
Early Dismiss -2:05 dismissal	E
Parent/Teacher Conferences	C

Recommendation to Approve 2016/2017 Calendar

As superintendent, I recommend approval of the 2016/2017 Calendar. (Please see attached calendar.)

Rationale

The proposed calendar for 2016/2017 has been reviewed by the administrative team and has been provided to the calendar committee members to review.

District Goal

Improve communication among all stakeholders in the Putnam County School District and communities.

PUTNAM COUNTY CUSD #535
BOARD OF EDUCATION EXECUTIVE SESSION AGENDA
February 16, 2016
6:30 P.M.

- I. Non-Reemploy – 1st Year
 - a. Kelli Bacon, HS Family & Consumer Science Teacher
- II. Resignations –
 - a. Rebecca Johnson, Title Reading Teacher
 - b. Lauren Maggi, HS Spec Ed Aide
- III. Review Executive Session Minutes – July 20, 2015; August 17, 2015; September, 21, 2015; October 19, 2015; and December 21, 2015.
- IV. Chris Uzella - Evaluation
- V. Superintendent Search

**RESOLUTION AUTHORIZING NON-REEMPLOYMENT
OF FULL-TIME, FIRST-YEAR NON-TENURED TEACHERS**

WHEREAS, the full-time teachers hereinafter set forth are completing their first-year of probationary teaching service during the 2015-2016 school year; and

WHEREAS, the Board of Education of Putnam County School District, Putnam County, Illinois, has determined that the full-time, first-year, non-tenured teachers hereinafter set forth shall not be reemployed for the 2016-2017 school term, pursuant to Section 5/24-11 of *The Illinois School Code*.

NOW, THEREFORE, Be It Resolved by the Board of Education of Putnam County School District, Putnam County, Illinois, as follows:

Section 1: That the following full-time, first-year, non-tenured teachers shall not be reemployed for the 2016-2017 school term in conformance with the Exhibit attached hereto and made a part hereof: ***Kelli Bacon***

Section 2: That the President and Secretary of the Board of Education are hereby authorized and directed to send the teachers set forth above a written notice of non-reemployment by first class mail at least **forty-five (45) days** before the last day of the school term, which notice shall be substantially in the form of the Exhibit attached hereto.

Section 3: That the President and Secretary of the Board of Education are hereby authorized and directed to send the teachers set forth above a written notice of non-reemployment by certified mail, return receipt requested, at least **forty-five (45) days** before the last day of the school term, which notice shall be substantially as set forth in the Exhibit attached hereto.

Section 4: That the Superintendent or his designee shall personally deliver, with receipt, a written notice of non-reemployment to the teacher set forth above at least **forty-five (45) days** before the last day of the school term, which notice shall be substantially in the form of the Exhibit attached hereto.

Section 5: That this Resolution shall be in full force and effect upon its passage.

ADOPTED this 16th day of February, 2016 by the following vote:

AYES:
NAYS:
ABSENT:

_____, President
Board of Education

ATTEST:

_____, Secretary
Board of Education

NOTICE OF NON-REEMPLOYMENT

VIA FIRST CLASS MAIL;
CERTIFIED MAIL - RETURN RECEIPT REQUESTED;
AND PERSONAL DELIVERY - WITH RECEIPT

February 16, 2016

TO: Kelli Bacon
1703 Madison St
Streator, IL 61364

We regret to advise you that the Board of Education of Putnam County CUSD #535, Putnam County, Illinois, pursuant to Section 5/24-11 of *The Illinois School Code*, has determined not to reemploy you for the 2016-2017 school term. Your services to the School District shall terminate on *May 24, 2016*, or the last teacher employment day during the 2015-2016 school term, whichever is later.

Very truly yours,

Board of Education
Putnam County CUSD #535
Putnam County, Illinois

By: _____, President

ATTEST:

_____, Secretary

I received this Notice of Non-Reemployment by personal delivery on _____, 2016.

Kelli Bacon

Recommendation to Authorize Non-reemployment of a Non-tenured Teacher

As superintendent, I recommend the approval of the resolution authorizing the non-reemployment of the non-tenured teacher, Kelli Bacon. (Please note the attached resolution.)

Rationale

Both Bob Peterson and Carl Carlson have observed Kelli Bacon, a first year Consumer Family Science teacher in our district. They both recommend non-reemployment of Ms. Bacon.

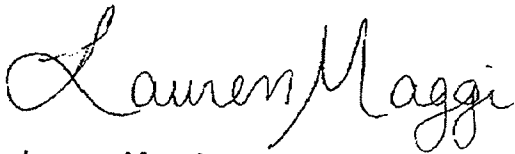
District Goal

Demonstrate increased academic achievement for all students.

To Whom It May Concern:

After much consideration between my husband and I, we have decided that the 2015-2016 school year will be my last year working at Putnam County Schools as a special education paraprofessional. This was not the original plan when I was hired, but with a baby coming we decided it would be best for our family for me to be a stay at home mom and focus on my career as a photographer. I also plan on resigning from the cheerleading coaching position as well, for the same reasons.

Thank you,

A handwritten signature in black ink that reads "Lauren Maggi". The signature is written in a cursive, flowing style.

Lauren Maggi

Rebecca Johnson
1014 Lowden Road
Streator, Illinois 61364

January 19, 2016

Ms. Balestri, Mr. McCracken and the Board of Education
Putnam County School District #535
400 East Silverspoon Avenue
Granville, IL 61326

Ms. Balestri, Mr. McCracken and the Board of Education:

With some regret as well as anticipation, I am submitting this letter of resignation, effective at the end of the 2015-2016 school year. I have enjoyed my years at Putnam County Schools as much as any of my years of teaching. Thank you all for the opportunity to work among dedicated colleagues and staff. The board, the administration, the staff and especially the students have been a source of joy and constant learning for me throughout my years here.

Sincerely,

A handwritten signature in black ink that reads "Rebecca Johnson". The signature is written in a cursive style with a long, sweeping underline.

Recommendation to Approve Resignations

As superintendent, I recommend the approval of the resignation of Lauren Maggi as a high school paraprofessional and Rebecca Johnson as the elementary Title I Teacher in our district. Both resignations should be accepted with regrets.

Rationale

Rebecca Johnson has served our district for many years with devotion to our students and the district, and Lauren has served our district for two years. We appreciate both of them and their service to our students.

District Goal

Improve communication among all stakeholders in the Putnam County School District and communities.

Putnam County Community Unit School District No. 535
Granville, Illinois 61326
EXECUTIVE SESSION MINUTES
July 20, 2015

CALL TO
ORDER

President Mrs. Nauman called the meeting to order at 6:30 p.m.

ROLL CALL

The following members were present to answer roll call: Mr. Copeland, Mr. Gibson, Mrs. Nauman, Mrs. Popurella, and Mrs. Shore. Mrs. Gilbert in at 6:35 p.m. Ms. Glenn was absent. Mrs. Popurella left the meeting at 7:58 p.m.

EXECUTIVE
SESSION

At 7:57 p.m. Mr. Gibson moved and Mr. Copeland seconded the motion to adjourn to executive session to discuss the appointment, employment, compensation, discipline, performance, or dismissal of specific employee of the district. On roll call the members voted as follows: Mr. Gibson, aye; Mrs. Gilbert, aye; Mrs. Nauman, aye; Mrs. Popurella, aye; Mrs. Shore, aye; and Mr. Copeland, aye. Motion carried.

ITEMS
DISCUSSED

- I. Hires – Courtney Balestri – ES Principal
- II. Resignations – David Lombardo – JH Music Teacher
- III. Review Superintendents Goals
- IV. Maintenance Supervisor – Chris Uzella, Doug Smith

RETURN TO
OPEN MEETING

At 7:57 p.m. Mr. Gibson moved and Mrs. Gilbert seconded the motion to return to open session. On roll call the members voted as follows: Mr. Gibson, aye; Mrs. Gilbert, aye; Mrs. Nauman, aye; Mrs. Popurella, aye; Mrs. Shore, aye; and Mr. Copeland, aye. Motion carried.

BOARD PRESIDENT: Dickie A. Nauman

DATE: 8/17/2015

BOARD SECRETARY: Pamela J. Ellena

DATE: 8/17/2015

Putnam County Community Unit School District No. 535
Granville, Illinois 61326
EXECUTIVE SESSION MINUTES
August 17, 2015

President Mrs. Nauman called the meeting to order at 6:30 p.m.

CALL TO
ORDER

ROLL CALL

The following members were present to answer roll call: Mr. Copeland, Mr. Gibson, Mrs. Gilbert, and Mrs. Nauman. Ms. Glenn, Mrs. Popurella, and Mrs. Shore were absent.

EXECUTIVE
SESSION

At 7:07 p.m. Mrs. Gilbert moved and Mr. Copeland seconded the motion to adjourn to executive session to discuss the appointment, employment, compensation, discipline, performance, or dismissal of specific employee of the district and review executive session minutes. On roll call the members voted as follows: Mrs. Gilbert, aye; Mrs. Nauman, aye; Mr. Copeland, aye; and Mr. Gibson, aye. Motion carried.

ITEMS
DISCUSSED

- I. Hires – Ashlie Schlatweiler – Full-time Music Teacher at Junior High and Elementary School
Chelsi Straughn – 8th Girls' Basketball
Jared Sale – 5th/6th Girls' Basketball
Taylor Erjavsik – 6th Girls' Volleyball
- II. Review Executive Session Minutes

RETURN TO
OPEN MEETING

At 7:37 p.m. Mr. Gibson moved and Mr. Copeland seconded the motion to return to open session. On roll call the members voted as follows: Mr. Gibson, aye; Mrs. Gilbert, aye; Mrs. Nauman, aye; and Mr. Copeland, aye. Motion carried.

BOARD PRESIDENT:

Vicky Nauman

DATE:

9/21/2015

BOARD SECRETARY:

Pamela Ellera

DATE:

9/21/15

Putnam County Community Unit School District No. 535
Granville, Illinois 61326
EXECUTIVE SESSION MINUTES
September 21, 2015

CALL TO
ORDER

President Mrs. Nauman called the meeting to order at 6:30 p.m.

ROLL CALL

The following members were present to answer roll call: Mr. Copeland, Mr. Gibson, Ms. Glenn, Mrs. Nauman, Mrs. Popurella, and Mrs. Shore. Mrs. Gilbert was absent.

EXECUTIVE
SESSION

At 7:05 p.m. Mr. Gibson moved and Mrs. Popurella seconded the motion to adjourn to executive session to discuss the appointment, employment, compensation, discipline, performance, or dismissal of specific employee of the district. On roll call the members voted as follows: Mr. Gibson, aye; Ms. Glenn, aye; Mrs. Nauman, aye; Mrs. Popurella, aye; Mrs. Shore, aye; and Mr. Copeland, aye. Motion carried.

ITEMS
DISCUSSED

I. Resignations: Gina Heuser, JH Spec Ed Aide

RETURN TO
OPEN MEETING

At 7:27 p.m. Mr. Gibson moved and Ms. Glenn seconded the motion to return to open session. On roll call the members voted as follows: Mr. Gibson, aye; Ms. Glenn, aye; Mrs. Nauman, aye; Mrs. Popurella, aye; Mrs. Shore, aye; and Mr. Copeland, aye. Motion carried.

BOARD PRESIDENT: Wicky D. Nauman

DATE: 11/16/2015

BOARD SECRETARY: Pamela J. Ellora

DATE: 11-16-15

Putnam County Community Unit School District No. 535
Granville, Illinois 61326
EXECUTIVE SESSION MINUTES
October 19, 2015

CALL TO ORDER President Mrs. Nauman called the meeting to order at 6:30 p.m.

ROLL CALL The following members were present to answer roll call: Mr. Gibson, Mrs. Gilbert, Mrs. Nauman, and Mrs. Shore. Mr. Copeland was absent. Ms. Glenn entered at 6:35 p.m. and Mrs. Popurella entered at 7:22 p.m.

EXECUTIVE SESSION At 7:26 p.m. Ms. Glenn moved and Mrs. Gilbert seconded the motion to adjourn to executive session to discuss the appointment, employment, compensation, discipline, performance, or dismissal of specific employee of the district. On roll call the members voted as follows: Ms. Glenn, aye; Mrs. Nauman, aye; Mrs. Popurella, aye; Mrs. Shore, aye; Mr. Gibson, aye; and Mrs. Gilbert, aye. Motion carried.

ITEMS DISCUSSED I. Hire – Jared Sale, 5th Girls Basketball Coach
II. Other Personnel – Chris Uzella, Maintenance Supervisor update

RETURN TO OPEN MEETING At 7:55 p.m. Mrs. Gilbert moved and Mrs. Shore seconded the motion to return to open session. On roll call the members voted as follows: Mrs. Gilbert, aye; Ms. Glenn, aye; Mrs. Nauman, aye; Mrs. Popurella, aye; Mrs. Shore, aye; and Mr. Gibson, aye. Motion carried.

BOARD PRESIDENT: Wicky S. Nauman

DATE: 11/16/2015

BOARD SECRETARY: Pamela J. Ellena

DATE: 11-16-15

Putnam County Community Unit School District No. 535
Granville, Illinois 61326
EXECUTIVE SESSION MINUTES
December 21, 2015

- CALL TO ORDER President Mrs. Nauman called the meeting to order at 6:30 p.m.
- ROLL CALL The following members were present to answer roll call: Mrs. Gilbert, Ms. Glenn, Mrs. Nauman, and Mrs. Shore. Mr. Copeland and Mr. Gibson were absent. Mrs. Popurella entered at 6:42 p.m.
- EXECUTIVE SESSION At 7:34 p.m. Ms. Glenn moved and Mrs. Gilbert seconded the motion to adjourn to executive session for the appointment, employment, compensation, discipline, performance, or dismissal of specific employees of the district. On roll call the members voted as follows: Ms. Glenn, aye; Mrs. Nauman, aye; Mrs. Popurella, aye; Mrs. Shore, aye; and Mrs. Gilbert, aye. Motion carried.
- ITEMS DISCUSSED
- I. Hire – Scott Currie, 6th Boys’ Basketball Coach (Head)
JJ Stoddard, 5th Boys’ Basketball Coach (Assistant)
Connie Hartman, Co-RtI Coach at Primary Building
Jennifer Smith, Co-RtI Coach at Primary Building
 - II. Resignation – Ronda Vacca, First Grade Teacher & RtI Coach
- RETURN TO OPEN MEETING At 7:53 p.m. Mrs. Shore moved and Mrs. Popurella seconded the motion to return to open session. On roll call the members voted as follows: Mrs. Shore, aye; Mrs. Gilbert, aye; Ms. Glenn, aye; Mrs. Nauman, aye; and Mrs. Popurella, aye. Motion carried.

BOARD PRESIDENT: Jicky Nauman

DATE: 1/19/2016

BOARD SECRETARY: Pamela Ellenor

DATE: 1/19/2016

**RESOLUTION AUTHORIZING NON-REEMPLOYMENT
OF FULL-TIME, FIRST-YEAR NON-TENURED TEACHERS**

WHEREAS, the full-time teachers hereinafter set forth are completing their first-year of probationary teaching service during the 2015-2016 school year; and

WHEREAS, the Board of Education of Putnam County School District, Putnam County, Illinois, has determined that the full-time, first-year, non-tenured teachers hereinafter set forth shall not be reemployed for the 2016-2017 school term, pursuant to Section 5/24-11 of *The Illinois School Code*.

NOW, THEREFORE, Be It Resolved by the Board of Education of Putnam County School District, Putnam County, Illinois, as follows:

Section 1: That the following full-time, first-year, non-tenured teachers shall not be reemployed for the 2016-2017 school term in conformance with the Exhibit attached hereto and made a part hereof: ***Kelli Bacon***

Section 2: That the President and Secretary of the Board of Education are hereby authorized and directed to send the teachers set forth above a written notice of non-reemployment by first class mail at least **forty-five (45) days** before the last day of the school term, which notice shall be substantially in the form of the Exhibit attached hereto.

Section 3: That the President and Secretary of the Board of Education are hereby authorized and directed to send the teachers set forth above a written notice of non-reemployment by certified mail, return receipt requested, at least **forty-five (45) days** before the last day of the school term, which notice shall be substantially as set forth in the Exhibit attached hereto.

Section 4: That the Superintendent or his designee shall personally deliver, with receipt, a written notice of non-reemployment to the teacher set forth above at least **forty-five (45) days** before the last day of the school term, which notice shall be substantially in the form of the Exhibit attached hereto.

Section 5: That this Resolution shall be in full force and effect upon its passage.

ADOPTED this 16th day of February, 2016 by the following vote:

AYES:
NAYS:
ABSENT:

_____, President
Board of Education

ATTEST:

_____, Secretary
Board of Education

NOTICE OF NON-REEMPLOYMENT

VIA FIRST CLASS MAIL;
CERTIFIED MAIL - RETURN RECEIPT REQUESTED;
AND PERSONAL DELIVERY - WITH RECEIPT

February 16, 2016

TO: Kelli Bacon
1703 Madison St
Streator, IL 61364

We regret to advise you that the Board of Education of Putnam County CUSD #535, Putnam County, Illinois, pursuant to Section 5/24-11 of *The Illinois School Code*, has determined not to reemploy you for the 2016-2017 school term. Your services to the School District shall terminate on *May 24, 2016*, or the last teacher employment day during the 2015-2016 school term, whichever is later.

Very truly yours,

Board of Education
Putnam County CUSD #535
Putnam County, Illinois

By: _____, President

ATTEST:

_____, Secretary

I received this Notice of Non-Reemployment by personal delivery on _____, 2016.

Kelli Bacon

Recommendation to Authorize Non-reemployment of a Non-tenured Teacher

As superintendent, I recommend the approval of the resolution authorizing the non-reemployment of the non-tenured teacher, Kelli Bacon. (Please note the attached resolution.)

Rationale

Both Bob Peterson and Carl Carlson have observed Kelli Bacon, a first year Consumer Family Science teacher in our district. They both recommend non-reemployment of Ms. Bacon.

District Goal

Demonstrate increased academic achievement for all students.