

PUTNAM COUNTY CUSD #535  
BOARD OF EDUCATION MEETING AGENDA  
PUTNAM COUNTY PRIMARY SCHOOL - MEDIA CENTER  
November 18, 2013  
6:30 PM

“WHERE ALL STUDENTS WILL LEARN AND SUCCEED AND ALL MEANS **ALL**”

**DISTRICT GOALS:**

Demonstrate increased academic achievement for all students.

Improve communications among all stakeholders in the Putnam County School District and communities.

Maintain strong fiscal responsibility in the Putnam County School District.

- I. CALL TO ORDER
- II. PLEDGE OF ALLEGIANCE
- III. ROLL CALL
- IV. ADJUSTMENTS TO THE AGENDA
- V. AUDIENCE PARTICIPATION/HEARING OF DELEGATIONS
  - A. Paige Milburn - Student Teacher
- VI. CORRESPONDENCE
- VII. CONSENT AGENDA
  - A. Approve October 21, 2013 Regular and Executive Session Minutes.
  - B. Approve District Bills 3
  - C. Approve Financial Reports 21
  - D. Approve Treasurer's Report 88
  - E. Destroy Executive Session Verbatim Recordings of May 12, 2012
- VIII. REPORTS, UPDATES AND INFORMATIONAL ITEMS
  - A. Principals' Reports 90
  - B. Superintendent's Report
    - 1. Transportation Report 99
    - 2. Investment Report 100
    - 3. State Funding Update 101
    - 4. Tentative Tax Levy 111
  - C. Committee Reports
    - 1. Policy Committee
    - 2. Negotiations Committee

- 3. Finance Committee
- 4. Building/Grounds Committee
- 5. Personnel Committee
- 6. Insurance Committee

IX. OLD BUSINESS

- A. Troy Indemnity Agreement (Action) 114

X. NEW BUSINESS

- A. Conference Legislative Issues
- B. Set Truth in Taxation Hearing for December 16, 2013 at 6:00 p.m. (Action)
- C. Review and Pass *PREVENTING BULLYING, INTIMIDATION AND HARASSMENT* Policy (Action) 117
- D. Early Student Graduation (Action) 121
- E. Approve Maintenance Grant (Action) 122
- F. Approve Energy Grant (Action) 126

XI. EXECUTIVE SESSION FOR THE APPOINTMENT, EMPLOYMENT, COMPENSATION, DISCIPLINE, PERFORMANCE, OR DISMISSAL OF SPECIFIC EMPLOYEES OF THE DISTRICT. 129

XII. ACTION ITEMS FOLLOWING EXECUTIVE SESSION

- A. Approve Maternity Leave (Action)
- B. Hire Special Ed Aide (Action)

XIII. ADJOURNMENT

# Bills Payable List

Printed: 11/14/2013 1:46 PM  
 PUTNAM COUNTY CUSD #535  
 Expense on Date: 11/1/2013 to 11/30/2013

Vendor Name	P.O. Number	Description	Batch #	Amount	State Account Number
<b>AFLAC</b>					
		AFLAC-AFTER	999	136.66	10-481
		AFLAC-PRE TAX	97	136.03	10-481
		AFLAC-PRE TAX	97	10.79	20-481
		AFLAC-PRE TAX	97	0.08	40-481
		AFLAC-AFTER	999	136.66	10-481
		AFLAC-PRE TAX	97	136.11	10-481
		AFLAC-PRE TAX	97	10.79	20-481
				<u>\$567.12</u>	
<b>AIMONE, JEFF</b>					
		H S-ATHLETIC TRAVEL	1,115	100.75	10-1501-332-2
				<u>\$100.75</u>	
<b>ALLIED WASTE SERVICES #366</b>					
		ALL SCHOOL SERVICES	1,115	531.19	20-2542-321-1
				<u>\$531.19</u>	
<b>AMEREN ENERGY MARKETING</b>					
		H S- ELECTRIC SERVICE	1,115	5,153.90	20-2542-466-2
		JR HI-ELECTRICAL SERVICE	1,115	2,513.14	20-2542-466-3
		ELEMENTARY-ELECTRIC SERVI	1,115	1,311.77	20-2542-466-4
		PRIMARY-ELECTRIC SERVIC	1,115	3,112.02	20-2542-466-5
				<u>\$12,090.83</u>	
<b>AMEREN ILLINOIS</b>					
		JR HI-NATURAL GAS	1,115	558.68	20-2542-465-3
		H S- ELECTRIC SERVICE	1,115	39.91	20-2542-466-2
		H S-NATURAL GAS SERVICE	1,115	1,018.99	20-2542-465-2
		ELEMENTARY-NATURAL GAS	1,115	196.48	20-2542-465-4
		JR HI-NATURAL GAS	1,115	239.71	20-2542-465-3
				<u>\$2,053.77</u>	
<b>AMSAN LLC</b>					
		HIGH SCHOOL-BLDG SUPPLIE	1,115	76.02	20-2542-410-2
				<u>\$76.02</u>	
<b>APPERSON EDUCATION PRODUCTS</b>					
	28393	HS-SUPPLIES	1,115	715.74	10-1113-410-2
				<u>\$715.74</u>	
<b>ARAMARK</b>					
		ALL SCHOOL SERVICES	1,115	237.86	20-2542-321-1
		ALL SCHOOL SERVICES	1,115	862.75	20-2542-321-1
		ALL SCHOOL SERVICES	1,115	208.72	20-2542-321-1
		ALL SCHOOL SERVICES	1,115	538.95	20-2542-321-1
		ALL SCHOOL SERVICES	1,115	628.32	20-2542-321-1
				<u>\$2,476.60</u>	
<b>BAELE, BRANDY</b>					
		SW-TRAVEL	1,115	88.36	10-2110-332-1
				<u>\$88.36</u>	
<b>BLUE CROSS BLUE SHIELD</b>					
		HLTH CRT S	98	1,231.08	10-481

# Bills Payable List

Printed: 11/14/2013 1:46 PM

PUTNAM COUNTY CUSD #535

Expense on Date: 11/1/2013 to 11/30/2013

Vendor Name	P.O. Number	Description	Batch #	Amount	State Account Number
		HLTH CRT S	98	31.57	40-481
		HLTH CRT S	98	1.12	80-481
		HLTH BP CRT S	98	8,990.00	10-481
		HLTH BP CRT S	98	284.94	40-481
		HLTH BP CRT S	98	10.21	80-481
		HLTH CRT F	98	3,099.73	10-481
		HLTH CRT F	98	4.35	80-481
		HLTH BP CRT F	98	3,310.77	10-481
		HLTH BP CRT F	98	4.64	80-481
		HLTH CRT E + S	98	1,817.76	10-481
		HLTH CRT E + S	98	4.56	80-481
		HLTH BP CRTE+S	98	3,114.52	10-481
		HLTH BP CRTE+S	98	7.80	80-481
		HLTH BP ADM S	98	294.69	10-481
		HLTH NC F	98	443.44	10-481
		HLTH BP NC F	98	473.63	10-481
		HLTH NC S	98	117.56	10-481
		HLTH BP EMP+C	98	348.63	10-481
		HLTH BP EMP+C	98	348.63	20-481
		HLTH E + C	98	980.12	10-481
		HLTH BP E + C	98	1,394.52	10-481
		HLTH E + C	98	245.03	10-481
		HLTH E + C	98	245.03	20-481
		HLTH ADM BP F	98	2,751.21	10-481
		HLTH NC S	98	88.17	20-481
		HLTH BP NC S	98	1,061.16	10-481
		HLTH BP NC S	98	795.87	20-481
		HLTH ADMIN E+S	98	524.53	10-481
		HLTH ADMIN E+S	98	41.73	40-481
		HLTH CRT S	98	909.95	10-481
		HLTH CRT S	98	1.14	80-481
		HLTH BP CRT S	98	8,213.63	10-481
		HLTH BP CRT S	98	10.36	80-481
		HLTH CRT F	98	3,099.65	10-481
		HLTH CRT F	98	4.43	80-481
		HLTH BP CRT F	98	3,310.67	10-481
		HLTH BP CRT F	98	4.74	80-481
		HLTH CRT E + S	98	1,817.76	10-481
		HLTH CRT E + S	98	4.56	80-481
		HLTH BP CRTE+S	98	3,114.52	10-481
		HLTH BP CRTE+S	98	7.80	80-481
		HLTH BP ADM S	98	294.69	10-481
		HLTH NC F	98	443.44	10-481
		HLTH BP NC F	98	473.63	10-481
		HLTH NC S	98	117.56	10-481
		HLTH NC S	98	88.17	20-481
		HLTH BP NC S	98	1,061.16	10-481
		HLTH BP NC S	98	795.87	20-481
		HLTH BP EMP+C	98	348.63	10-481

# Bills Payable List

Printed: 11/14/2013 1:46 PM  
 PUTNAM COUNTY CUSD #535  
 Expense on Date: 11/1/2013 to 11/30/2013

Vendor Name	P.O. Number	Description	Batch #	Amount	State Account Number
		HLTH BP EMP+C	98	348.63	20-481
		HLTH E + C	98	980.12	10-481
		HLTH BP E + C	98	1,394.52	10-481
		HLTH E + C	98	245.03	10-481
		HLTH E + C	98	245.03	20-481
		HLTH ADM BP F	98	2,751.21	10-481
		HLTH ADMIN E+S	98	524.53	10-481
		HLTH ADMIN E+S	98	41.73	40-481
				<u>\$62,720.16</u>	
<b>BOTH, PATRICIA</b>		SW-SUPPLIES	1,115	195.14	10-2110-410-1
				<u>\$195.14</u>	
<b>BRADFIELDS COMPUTER SUPPLY</b>		PROJECTORS	1,115	(1,398.00)	10-1110-540-1
43194		SMART BOARD GRANT	1,115	295.79	10-2310-411-6
43194		SMART BOARDS/PROJECTOR	1,115	1,801.21	10-1110-540-1
				<u>\$699.00</u>	
<b>BUREAU COUNTY REPUBLICAN</b>		INFO SERV-ADVERTISING	1,115	298.00	10-2630-350-1
				<u>\$298.00</u>	
<b>CARLSON, CARL</b>		PRINC OFFICE-TRAVEL	1,115	284.82	10-2410-332-1
				<u>\$284.82</u>	
<b>CDWG INC.</b>		CEILING MNT ADJUST BK	1,115	196.09	10-1112-410-1
				<u>\$196.09</u>	
<b>CES</b>		INSPECTIONS	1,115	660.00	80-2540-319-7
				<u>\$660.00</u>	
<b>CHANEY ELECTRONICS INC</b>		IND ARTS-SUPPLIES	1,115	589.50	10-1402-410-2
27791				<u>\$589.50</u>	
<b>CIONI FORD, AL</b>		YELLOW BUS R/M	1,115	30.00	40-2550-322-1
		EX CURRICULAR VAN	1,115	36.00	40-2550-324-1
				<u>\$66.00</u>	
<b>COLMONE, CINDY</b>		JR HI-TRAVEL	1,115	108.10	10-1112-332-3
				<u>\$108.10</u>	
<b>COMPANION LIFE (DENTAL)</b>		DENT NC BP SIN	98	42.39	20-481
		DENTAL CRT F	98	457.89	10-481
		DENTAL CRT F	98	0.96	80-481
		DENTAL BP CRT F	98	850.38	10-481
		DENTAL BP CRT F	98	1.77	80-481
		DENTAL CERT S+	98	174.06	10-481

# Bills Payable List

Printed: 11/14/2013 1:46 PM  
PUTNAM COUNTY CUSD #535  
Expense on Date: 11/1/2013 to 11/30/2013

Vendor Name	P.O. Number	Description	Batch #	Amount	State Account Number
		DENTAL CERT S+	98	0.30	80-481
		DENT BP CRT S+	98	323.22	10-481
		DENT BP CRT S+	98	0.54	80-481
		DENT ADM BP F	98	207.00	10-481
		DENT ADM BP S	98	21.74	10-481
		DENT ADMIN E+S	98	38.44	10-481
		DENT ADMIN E+S	98	3.06	40-481
		DENT NC FAMILY	98	24.15	10-481
		DENT NC FAMILY	98	24.15	20-481
		DENTAL CERT S	98	166.68	10-481
		DENTAL CERT S	98	8.11	40-481
		DENTAL CERT S	98	0.23	80-481
		DENTAL BP CRT S	98	309.54	10-481
		DENTAL BP CRT S	98	15.05	40-481
		DENTAL BP CRT S	98	0.40	80-481
		DENT NC BP FAM	98	44.85	10-481
		DENT NC BP FAM	98	44.85	20-481
		DENT NC S+ 1	98	29.06	10-481
		DENT BP NC S+ 1	98	53.96	10-481
		DENT NC SINGLE	98	15.22	10-481
		DENT NC SINGLE	98	22.83	20-481
		DENT NC BP SIN	98	28.26	10-481
		DENTAL EMP PD	98	20.13	10-481
		DENTAL CERT S	98	159.58	10-481
		DENTAL CERT S	98	0.23	80-481
		DENTAL BP CRT S	98	296.32	10-481
		DENTAL BP CRT S	98	0.41	80-481
		DENTAL CRT F	98	457.89	10-481
		DENTAL CRT F	98	0.96	80-481
		DENTAL BP CRT F	98	850.36	10-481
		DENTAL BP CRT F	98	1.79	80-481
		DENTAL CERT S+	98	174.06	10-481
		DENTAL CERT S+	98	0.30	80-481
		DENT BP CRT S+	98	323.22	10-481
		DENT BP CRT S+	98	0.54	80-481
		DENT ADM BP F	98	207.00	10-481
		DENT ADM BP S	98	21.74	10-481
		DENT ADMIN E+S	98	38.44	10-481
		DENT ADMIN E+S	98	3.06	40-481
		DENT NC FAMILY	98	24.15	10-481
		DENT NC FAMILY	98	24.15	20-481
		DENT NC BP FAM	98	44.85	10-481
		DENT NC BP FAM	98	44.85	20-481
		DENT NC S+ 1	98	29.06	10-481
		DENT BP NC S+ 1	98	53.96	10-481
		DENT NC SINGLE	98	15.22	10-481
		DENT NC SINGLE	98	22.83	20-481
		DENT NC BP SIN	98	28.26	10-481
		DENT NC BP SIN	98	42.39	20-481

# Bills Payable List

Printed: 11/14/2013 1:46 PM  
 PUTNAM COUNTY CUSD #535  
 Expense on Date: 11/1/2013 to 11/30/2013

Vendor Name	P.O. Number	Description	Batch #	Amount	State Account Number
		DENTAL EMP PD	98	20.13	10-481
				\$5,814.97	
<b>COMPANION LIFE (LIFE)</b>					
		LIFE CERT	98	94.62	10-481
		LIFE CERT	98	0.78	20-481
		LIFE CERT	98	1.78	40-481
		LIFE CERT	98	0.17	80-481
		LIFE CERT BP	98	175.12	10-481
		LIFE CERT BP	98	1.45	20-481
		LIFE CERT BP	98	3.29	40-481
		LIFE CERT BP	98	0.27	80-481
		LIFE NC	98	9.99	10-481
		LIFE NC	98	6.65	20-481
		LIFE NC BP	98	18.56	10-481
		LIFE NC BP	98	12.38	20-481
		LIFE ADM BP	98	19.00	10-481
		LIFE SUPT BP 2	98	4.40	10-481
		LIFE SUPT BP 2	98	0.35	40-481
		LIFE EMP PD	98	2.38	10-481
		LIFE ADM BP	98	19.00	10-481
		LIFE SUPT BP 2	98	4.40	10-481
		LIFE SUPT BP 2	98	0.35	40-481
		LIFE CERT	98	93.83	10-481
		LIFE CERT	98	0.18	80-481
		LIFE CERT BP	98	173.68	10-481
		LIFE CERT BP	98	0.27	80-481
		LIFE NC	98	6.66	10-481
		LIFE NC	98	3.32	20-481
		LIFE NC BP	98	12.38	10-481
		LIFE NC BP	98	6.20	20-481
		LIFE EMP PD	98	2.38	10-481
				\$673.84	
<b>COMPLETE INDUSTRIAL &amp; ELECTRIC SUPPLY</b>					
		JR HI BLDG. REP/ MAINT	1,115	427.44	20-2542-323-3
				\$427.44	
<b>COUNTRY MUTUAL INS. CO.</b>					
		COMM UMBRELLA INSUR	1,116	176.00	80-2364-380-7
				\$176.00	
<b>CROSS, RONDA</b>					
		PRINC OFFICE-TRAVEL	1,115	130.66	10-2410-332-1
				\$130.66	
<b>CULLIGAN TRI CO SALES</b>					
		ALL SCHOOL SERVICES	1,115	51.00	20-2542-321-1
				\$51.00	
<b>DAVIS, ANNETTE E</b>					
		HEARING IMP-TRAVEL	1,115	9.02	10-1207-332-1
		MEDIA PROG-TRAVEL	1,115	340.95	10-2220-332-1

# Bills Payable List

Printed: 11/14/2013 1:46 PM  
 PUTNAM COUNTY CUSD #535  
 Expense on Date: 11/1/2013 to 11/30/2013

Vendor Name	P.O. Number	Description	Batch #	Amount	State Account Number
		KEMP-DEBATES DONATION	1,115	142.22	10-2310-412-6
				<u>\$492.19</u>	
<b>DELTA EDUCATION</b>					
		ELEMENTARY-BLDG REPAIR	1,115	914.63	20-2542-323-4
				<u>\$914.63</u>	
<b>ED HARTWIG TRUCKING &amp; EXCAVATING, INC.</b>					
		H S- GROUNDS CAP OUTLAY	1,115	760.00	20-2543-540-2
				<u>\$760.00</u>	
<b>FACTS 4 ME INC</b>					
	52743	PRIMARY-SUPPLIES	1,115	50.00	10-1111-410-5
				<u>\$50.00</u>	
<b>FICEK ELECTRIC &amp; COMM</b>					
		ELEMENTARY-BLDG REPAIR	1,116	458.14	20-2542-323-4
		JR HI BLDG. REP/ MAINT	1,116	695.00	20-2542-323-3
				<u>\$1,153.14</u>	
<b>FIVE STAR WATER</b>					
		HIGH SCHOOL-BLDG SUPPLIE	1,115	155.90	20-2542-410-2
				<u>\$155.90</u>	
<b>FOLLETT LIBRARY RESOURCES</b>					
	32859	JH MEDIA BOOKS	1,115	41.66	10-2220-411-3
				<u>\$41.66</u>	
<b>FOX RIVER FOODS CO</b>					
		HEN BREAKFAST	1,115	357.00	10-2560-410-1-4
		HENN-CAFE FOOD	1,115	3,348.04	10-2560-410-4
		PRIMARY CAFE FOOD	1,115	4,385.28	10-2560-410-5
		PRIMARY BREAKFAST	1,115	1,031.22	10-2560-410-1-5
		PRIMARY MISC SUPPLY	1,115	190.19	10-2560-490-5
		HIGH SCHOOL- FOOD	1,115	6,486.23	10-2560-410-2
		HS BREAKFAST	1,115	1,088.95	10-2560-410-1-2
		H S-CAFE MISC SUPPLIES	1,115	400.65	10-2560-490-2
		JR HI-CAFE MISC SUPPLIES	1,115	101.92	10-2560-490-3
		JR HI-CAFE FOOD	1,115	7,914.89	10-2560-410-3
		JH BREAKFAST	1,115	1,101.29	10-2560-410
		ECE FOOD SUPP	1,115	271.35	10-1125-411-1
				<u>\$26,677.01</u>	
<b>FRONTIER</b>					
		H S - TELEPHONE SERVICE	1,115	84.40	20-2542-340-2
		ELEM-TELEPHONE	1,115	123.32	20-2542-340-4
		SUPT-TELEPHONE	1,115	90.43	20-2542-340-1
				<u>\$298.15</u>	
<b>G &amp; B MECHANICAL</b>					
		JR HI BLDG. REP/ MAINT	1,115	41.00	20-2542-323-3
				<u>\$41.00</u>	
<b>GOETZ, MEGAN</b>					
		CROSS CAT-TRAVEL	1,115	11.75	10-1220-332-1
				<u>\$11.75</u>	

# Bills Payable List

Printed: 11/14/2013 1:46 PM  
 PUTNAM COUNTY CUSD #535  
 Expense on Date: 11/1/2013 to 11/30/2013

Vendor Name	P.O. Number	Description	Batch #	Amount	State Account Number
<b>GOPHER SPORT</b>					
	27785	CROSS CAT-TRAVEL	1,115	232.83	10-1501-410-2
				<u>\$232.83</u>	
<b>GOSLIN, VANESSA</b>					
		IL ART EDUCATION ASSOC CONF	1,115	117.82	10-1113-332-2
		IL ART EDUCATION ASSOC CONF	1,115	117.81	10-1112-332-3
		JR HI-TRAVEL	1,115	84.60	10-1112-332-3
		H S TRAVEL	1,115	84.60	10-1113-332-2
				<u>\$404.83</u>	
<b>GRASSERS</b>					
		JR HI-BUILDING SUPPLIES	1,115	81.80	20-2542-410-3
				<u>\$81.80</u>	
<b>HALL HIGH SCHOOL</b>					
		SP ED TUITION PUBLIC	1,115	1,622.80	10-4220-600-1
				<u>\$1,622.80</u>	
<b>HATTON, JOANN</b>					
		CAFETERIA DUES AND FEES	1,115	84.00	10-2560-640-1
				<u>\$84.00</u>	
<b>HENNEPIN BLDG IMPREST</b>					
		PRINC OFFICE-POSTAGE	1,115	21.44	10-2410-341-1
				<u>\$21.44</u>	
<b>HENNEPIN FOOD MART</b>					
		ELEMENTARY-BLDG SUPPLIES	1,115	80.49	20-2542-410-4
		HENN-CAFE FOOD	1,115	21.65	10-2560-410-4
		HENN OFFICE - SUPPLIES	1,115	53.36	10-2410-410-4
		BOARD SUPPLIES	1,115	726.33	10-2310-410-6
				<u>\$881.83</u>	
<b>HENNEPIN WATER DISTRICT</b>					
		ELEM-WATER	1,115	485.38	20-2542-322-4
				<u>\$485.38</u>	
<b>HERFF JONES INC.</b>					
		HS OFFICE - SUPPLIES	1,115	1,030.44	10-2410-410-2
				<u>\$1,030.44</u>	
<b>HIGH SCHOOL IMPREST</b>					
		HS ATHL OFFICIALS	1,115	900.00	10-1501-319-2
		HS ATH DUES/FEES	1,115	575.00	10-1501-640-2
		H S-ATHLETIC TRAVEL	1,115	55.00	10-1501-332-2
		HS SCHOLASTIC BOWL	1,115	201.00	10-1540-410-2
		H S TRAVEL	1,115	60.00	10-1113-332-2
		PRINC OFFICE-POSTAGE	1,115	414.25	10-2410-341-1
		HS-SUPPLIES	1,115	180.00	10-1113-410-2
		MEDICAID	1,115	60.00	10-1220-411-11
		MUSIC DUES	1,115	80.00	10-1115-640-1
				<u>\$2,525.25</u>	
<b>HINCKLEY SPRING WATER CO</b>					
		SUPT OFFICE-SUPPLIES	1,115	46.58	10-2320-410-1

# Bills Payable List

Printed: 11/14/2013 1:46 PM  
 PUTNAM COUNTY CUSD #535  
 Expense on Date: 11/1/2013 to 11/30/2013

Vendor Name	P.O. Number	Description	Batch #	Amount	State Account Number
				<u>\$46.58</u>	
<b>HOBART SERVICE</b>		ELEMENTARY-BLDG REPAIR	1,115	13.15	20-2542-323-4
				<u>\$13.15</u>	
<b>HOFFMAN, JANICE</b>		ECE FOOD SUPP	1,115	38.21	10-1125-411-1
				<u>\$38.21</u>	
<b>HOLOCKER, SUSAN</b>		JR HI CAFE-TRAVEL	1,115	117.84	10-2560-332-3
		JR HI CAFE-TRAVEL	1,115	32.90	10-2560-332-3
				<u>\$150.74</u>	
<b>HOUGHTON MIFFLIN COMPANY</b>	27788	H S-TEXTBOOKS	1,115	2,774.37	10-1113-420-2
				<u>\$2,774.37</u>	
<b>HULSTROM, NATALIE</b>		MUSIC TRAVEL	1,115	125.02	10-1115-332-1
				<u>\$125.02</u>	
<b>IDEAL ENVIROMENTAL</b>		ASBESTOS T & W	1,115	200.00	20-2542-332-7
				<u>\$200.00</u>	
<b>IL ASSO OF SCHOOL BOARDS</b>		PRESS PLUS	1,115	1,495.00	10-2310-640-6
		BOARDBOOK	1,115	2,000.00	10-2310-640-6
				<u>\$3,495.00</u>	
<b>IL VALLEY BUSINESS EQUIPMENT</b>		FAX-SPEC ED OFFICE	1,115	475.00	10-1110-540-1
				<u>\$475.00</u>	
<b>IL VALLEY CELLULAR</b>		ALL SCHOOL SERVICES	1,115	57.72	20-2542-321-1
		SUPT-TELEPHONE	1,115	119.28	20-2542-340-1
		ALL SCHOOL SERVICES	1,115	150.60	20-2542-321-1
				<u>\$327.60</u>	
<b>IL VALLEY LOCK AND KEY</b>		H S-BUILDING REPAIRS/MAI	1,116	135.00	20-2542-323-2
				<u>\$135.00</u>	
<b>IL VALLEY WASTE SERVICES</b>		ALL SCHOOL SERVICES	1,115	431.06	20-2542-321-1
		ALL SCHOOL SERVICES	1,115	556.96	20-2542-321-1
				<u>\$988.02</u>	
<b>ILLINOIS VALLEY BUSINESS</b>		HEN R/M/COPIERS	91	399.15	10-1110-323-4
		HS R/M / COPIER	91	399.16	10-1113-323-2
		JH R/M/COPIER	91	399.16	10-1112-323-3
		PRIMARY R/M /COPIER	91	399.15	10-1111-323-5
		SUP COPY MACHINE	91	399.16	10-2320-323-1
				<u>\$1,995.78</u>	

# Bills Payable List

Printed: 11/14/2013 1:46 PM  
 PUTNAM COUNTY CUSD #535  
 Expense on Date: 11/1/2013 to 11/30/2013

Vendor Name	P.O. Number	Description	Batch #	Amount	State Account Number
<b>JACQUE URNIKIS DBA/</b>					
		H S-BUILDING REPAIRS/MAI	1,115	350.00	20-2542-323-2
		HIGH SCHOOL-BLDG SUPPLIE	1,115	716.00	20-2542-410-2
				\$1,066.00	
<b>JOHANNES BUS SERVICE INC.</b>					
		CONTRACT REG	1,115	44,331.80	40-2550-325-1
		CONTRACT SERVICE-SP ED R	1,115	17,450.20	40-2550-326-1
		CONTRACT SERVICE-AV	1,115	1,866.40	40-2550-327-1
		CONTRACT ECE ROUTES	1,115	14,546.40	40-2550-331-1
		EX CURRIC SPORTS	1,115	2,942.00	40-2550-328-1
		PCEF	1,115	913.00	40-2550-328-1
		REIMBURSED	1,115	464.00	40-2550-328-1
		CONTRACT-EX CURRIC	1,115	594.00	40-2550-328-1
		CONTRACT-EX CURRIC	1,115	133.00	40-2550-328-1
				\$83,240.80	
<b>JOHNSON, STEPHEN</b>					
		GUIDANCE-TRAVEL	1,115	85.54	10-2120-332-1
				\$85.54	
<b>JOHNSTONE SUPPLY</b>					
		JR HI-BUILDING SUPPLIES	1,115	432.95	20-2542-410-3
				\$432.95	
<b>JUNIOR HIGH IMPREST</b>					
		PRINC OFFICE-POSTAGE	1,115	85.49	10-2410-341-1
		JH ATHL OFFICIALS	1,115	500.00	10-1501-319-3
		MEDICAID	1,115	30.00	10-1220-411-11
		JH ATHL DUES/FEES	1,115	50.00	10-1501-640-3
		JR HI-ATHLETIC SUPPLIES	1,115	360.00	10-1501-410-3
		BOARD SUPPLIES	1,115	50.35	10-2310-410-6
		MUSIC DUES	1,115	34.75	10-1115-640-1
		TITLE I 7-5	1,115	122.00	10-1250-332-36
				\$1,232.59	
<b>KUNKEL, JAMIE</b>					
		EPIC-TUITION REIMB	1,115	510.00	10-2210-320-1
				\$510.00	
<b>LANTER DISTRIBUTING LLC</b>					
		HIGH SCHOOL- FOOD	1,115	29.59	10-2560-410-2
		PRIMARY CAFE FOOD	1,115	29.59	10-2560-410-5
		JR HI-CAFE FOOD	1,115	46.80	10-2560-410-3
		HENN-CAFE FOOD	1,115	46.80	10-2560-410-4
				\$152.78	
<b>LETTERKRAFT</b>					
		H S ATHLETIC-SUPPLIES	1,115	23.92	10-1501-410-2
		POSTERS	1,115	3,553.00	10-2210-410-1
				\$3,576.92	
<b>LIGHTED WAY ASSOCIATION I</b>					
		LIGHTEDWAY/ALLENDAL	1,115	9,839.34	10-1912-670-1

# Bills Payable List

Printed: 11/14/2013 1:46 PM  
 PUTNAM COUNTY CUSD #535  
 Expense on Date: 11/1/2013 to 11/30/2013

Vendor Name	P.O. Number	Description	Batch #	Amount	State Account Number
				<u>\$9,839.34</u>	
<b>LOCKER ROOM</b>					
		JR HI-ATHLETIC SUPPLIES	1,115	53.75	10-1501-410-3
		H S ATHLETIC-SUPPLIES	1,115	5.95	10-1501-410-2
	27863	H S-PE RESALE SUPPLI	1,115	375.00	10-1113-497-8
	27873	H S ATHLETIC-SUPPLIE	1,115	55.60	10-1501-410-2
				<u>\$490.30</u>	
<b>LOMBARDO, DAVID</b>					
		MUSIC TRAVEL	1,115	42.16	10-1115-332-1
				<u>\$42.16</u>	
<b>MACGILL</b>					
	53042	NURSE-SUPPLIES	1,115	207.70	10-2134-410-1
				<u>\$207.70</u>	
<b>MAIN, KATHERINE</b>					
		NURSE-TRAVEL	1,115	161.63	10-2134-332-1
				<u>\$161.63</u>	
<b>MARK KARLOSKY CONSULTING</b>					
		TECH R/M	1,115	490.00	10-2226-323-1
		TECH-SUPPLIES	1,115	492.36	10-2226-410-1
		TECH R/M	1,115	173.75	10-2226-323-1
		TECH R/M	1,115	435.00	10-2226-323-1
		TECH R/M	1,115	242.50	10-2226-323-1
		TECH R/M	1,115	223.80	10-2226-323-1
	64738	DESKTOP COMPUTERS	1,115	1,625.76	10-1110-540-1
				<u>\$3,683.17</u>	
<b>MAXCOM</b>					
		TECH R/M	1,115	234.00	10-2226-323-1
				<u>\$234.00</u>	
<b>MCNABB TELEPHONE COMPANY</b>					
		SUPT-TELEPHONE	1,115	78.17	20-2542-340-1
		H S - TELEPHONE SERVICE	1,115	469.03	20-2542-340-2
		JR HI-TELEPHONE SERVICE	1,115	547.20	20-2542-340-3
		ELEM-TELEPHONE	1,115	234.51	20-2542-340-4
		PRIMARY-TELEPHONE SERV	1,115	234.51	20-2542-340-5
				<u>\$1,563.42</u>	
<b>MEDIACOM LLC</b>					
		MEDIACOM ONLINE	91	205.90	10-2190-323-1
				<u>\$205.90</u>	
<b>MENARDS PERU</b>					
		JR HI BLDG. REP/ MAINT	1,115	413.13	20-2542-323-3
		IND ARTS FEE SUPPLY	1,115	971.67	10-1402-411-2
		IND ARTS-SUPPLIES	1,116	284.15	10-1402-410-2
				<u>\$1,668.95</u>	
<b>MUSIC SHOPPE, INC.</b>					
		MUSIC TEXTS-JH	1,115	195.00	10-1115-420-3
		MUSIC TEXTS-JH	1,115	199.24	10-1115-420-3

# Bills Payable List

Printed: 11/14/2013 1:46 PM  
 PUTNAM COUNTY CUSD #535  
 Expense on Date: 11/1/2013 to 11/30/2013

Vendor Name	P.O. Number	Description	Batch #	Amount	State Account Number
				<u>\$394.24</u>	
<b>N C I M D</b>					
		PRIMARY CAFE FOOD	1,115	2,106.72	10-2560-410-5
		HENN-CAFE FOOD	1,115	1,080.72	10-2560-410-4
		HIGH SCHOOL- FOOD	1,115	1,559.52	10-2560-410-2
		JR HI-CAFE FOOD	1,115	1,491.12	10-2560-410-3
				<u>\$6,238.08</u>	
<b>NASCO</b>					
	27765	VOC AG SUPPLIES	1,115	42.17	10-1401-410-2
	27765	VOC AG SUPPLIES	1,115	24.65	10-1401-410-2
				<u>\$66.82</u>	
<b>NAUMAN, JOSH</b>					
		H S-ATHLETIC TRAVEL	1,115	76.14	10-1501-332-2
				<u>\$76.14</u>	
<b>NCPERS GROUP LIFE INS.</b>					
		NCPERS INSURANCE	999	56.00	10-481
		NCPERS INSURANCE	999	24.00	20-481
		NCPERS INSURANCE	999	40.00	10-481
		NCPERS INSURANCE	999	8.00	20-481
				<u>\$128.00</u>	
<b>NETWORK BUSINES SYSTEMS INC.</b>					
		LEASE FD-MAXIIS	91	200.00	10-2190-323-1
				<u>\$200.00</u>	
<b>NEWS TRIBUNE</b>					
		INFO SERV-ADVERTISING	1,115	85.00	10-2630-350-1
				<u>\$85.00</u>	
<b>NEWSOME, CHRIS</b>					
		TECH-TRAVEL	1,115	290.00	10-2226-332-1
				<u>\$290.00</u>	
<b>NORTH CENTRAL BANK</b>					
		HS-SUPPLIES	1,116	43.22	10-1113-410-2
		PRIMARY-SUPPLIES	1,116	23.95	10-1111-410-5
		PRIMARY-TEXTBOOKS	1,116	61.57	10-1111-420-5
		H S-TEXTBOOKS	1,116	66.24	10-1113-420-2
		H S-TEXTBOOKS	1,116	(4.25)	10-1113-420-2
		JR HI-ATHLETIC TRAVEL	1,115	291.00	10-1501-332-3
		PRINC OFFICE-TRAVEL	1,115	10.00	10-2410-332-1
		BOARD SUPPLIES	1,115	27.99	10-2310-410-6
		BOARD SUPPLIES	1,115	55.45	10-2310-410-6
		PRINC OFFICE-TRAVEL	1,115	291.54	10-2410-332-1
		BOARD SUPPLIES	1,115	47.12	10-2310-410-6
		HENN ELEM-SUPPLIES	1,115	120.00	10-1110-410-4
		HENN OFFICE - SUPPLIES	1,115	29.00	10-2410-410-4
		MEDICAID	1,115	300.00	10-1220-411-11
		PRINC OFFICE-TRAVEL	1,115	179.00	10-2410-332-1
		PRINC OFFICE-TRAVEL	1,115	349.00	10-2410-332-1
		SUPT OFFICE-TRAVEL	1,115	292.50	10-2320-332-1

# Bills Payable List

Printed: 11/14/2013 1:46 PM  
 PUTNAM COUNTY CUSD #535  
 Expense on Date: 11/1/2013 to 11/30/2013

Vendor Name	P.O. Number	Description	Batch #	Amount	State Account Number
		SUPT OFFICE-TRAVEL	1,115	50.08	10-2320-332-1
		SUPT OFFICE-TRAVEL	1,115	76.43	10-2320-332-1
		F/C SCIENCE SUPPLY	1,115	94.78	10-1113-412-2
		FALL PLAY	1,115	112.13	10-1540-411-1
		STATE ATHLETIC TRAVEL	1,115	808.39	10-1501-332-1
		F/C SCIENCE SUPPLY	1,115	114.38	10-1113-412-2
		HIGH SCHOOL-BLDG SUPPLIE	1,115	249.15	20-2542-410-2
		VOC AG-FFA TRAVEL	1,115	308.25	10-1401-333-2
		F/C SCIENCE SUPPLY	1,115	58.49	10-1113-412-2
				<u>\$4,055.41</u>	
<b>OHNESORGE, JOEY</b>					
		ATHLETIC DIR. TRAVEL	1,115	24.21	10-1501-333-2
		ATHLETIC DIR. TRAVEL	1,115	61.10	10-1501-333-2
		ATHLETIC DIR. TRAVEL	1,115	49.82	10-1501-333-2
				<u>\$135.13</u>	
<b>ORIENTAL TRADING CO</b>					
		ECE COMM SUPP	1,115	8.25	10-1125-412-1
52603		PRIMARY-SUPPLIES	1,115	62.50	10-1111-410-5
52603		PRIMARY-SUPPLIES	1,115	187.92	10-1111-410-5
				<u>\$258.67</u>	
<b>ORKIN EXTERMINATING CO IN</b>					
		ALL SCHOOL SERVICES	1,115	213.79	20-2542-321-1
				<u>\$213.79</u>	
<b>OTTAWA ELEM SCHOOL DISTRICT #141</b>					
		SP ED TUITION PUBLIC	1,115	12,500.00	10-4220-600-1
				<u>\$12,500.00</u>	
<b>PC FOODS, INC.</b>					
		BOARD SUPPLIES	1,115	23.68	10-2310-410-6
		BOARD SUPPLIES	1,115	14.99	10-2310-410-6
		MEDICAID	1,115	89.93	10-1220-411-11
		PRIMARY CAFE FOOD	1,115	40.00	10-2560-410-5
		MEDICAID	1,115	130.75	10-1220-411-11
		F/C SCIENCE SUPPLY	1,115	37.77	10-1113-412-2
				<u>\$337.12</u>	
<b>PCCU (NEC)</b>					
		DED NEC	98	57.31	10-481
		NEC-ADMIN/10 MONTH	98	129.69	10-481
		NEC-ADMIN/10 MONTH	98	2.15	40-481
		NEC-ADMIN/10 MONTH	98	0.15	80-481
		NEC 24/20	98	1,107.55	10-481
		NEC 24/20	98	8.85	20-481
		NEC 24/20	98	17.50	40-481
		NEC 24/20	98	1.67	80-481
		NEC-ADMIN/10 MONTH	98	129.69	10-481
		NEC-ADMIN/10 MONTH	98	2.15	40-481
		NEC-ADMIN/10 MONTH	98	0.15	80-481
		NEC 24/20	98	1,088.59	10-481

# Bills Payable List

Printed: 11/14/2013 1:46 PM  
 PUTNAM COUNTY CUSD #535  
 Expense on Date: 11/1/2013 to 11/30/2013

Vendor Name				
P.O. Number	Description	Batch #	Amount	State Account Number
	NEC 24/20	98	1.67	80-481
			<u>\$2,547.12</u>	
<b>PENSERV PLAN SERVICES</b>				
	PENSERV PLAN SERVICES	999	2,018.25	10-481
	PENSERV PLAN SERVICES	999	315.00	20-481
	PENSERV PLAN SERVICES	999	2.86	40-481
	PENSERV PLAN SERVICES	999	0.34	80-481
	PENSERV PLAN SERVICES	999	1,906.09	10-481
	PENSERV PLAN SERVICES	999	0.36	80-481
			<u>\$4,242.90</u>	
<b>PEPPER &amp; SON, JW</b>				
	MUSIC SUPPLY-JH	1,115	35.99	10-1115-410-3
			<u>\$35.99</u>	
<b>PERMA- BOUND</b>				
23685	HS-SUPPLIES	1,115	171.84	10-1113-410-2
32837	JH MEDIA BOOKS	1,115	75.78	10-2220-411-3
32837	JH MEDIA BOOKS	1,115	59.15	10-2220-411-3
53100	PRIM MEDIA BOOKS	1,115	116.89	10-2220-411-5
			<u>\$423.66</u>	
<b>PERRY MEMORIAL HOSPITAL</b>				
	STUDENT DRUG TESTING	1,115	579.50	10-2310-390-6
			<u>\$579.50</u>	
<b>PETERSON, ROBERT</b>				
	TITLE I 7-5	1,115	362.04	10-1250-332-36
	PRINC OFFICE-TRAVEL	1,115	67.68	10-2410-332-1
			<u>\$429.72</u>	
<b>PLS 3RD LEARNING</b>				
27861	PRINC OFFICE-TRAVEL	1,115	40.00	10-1220-410-2
			<u>\$40.00</u>	
<b>PRIMARY IMPREST</b>				
	PRIMARY OFFICE - SUPPLIES	1,115	79.69	10-2410-410-5
			<u>\$79.69</u>	
<b>PRO ED</b>				
27783	MEDICAID	1,115	1,319.95	10-1220-411-11
27783	MEDICAID	1,115	(244.95)	10-1220-411-11
43206	MEDICAID	1,115	135.25	10-1220-411-11
			<u>\$1,210.25</u>	
<b>PUT CO PCEA/IEA DUES</b>				
	NON-CERT DUES	98	581.24	10-481
	NON-CERT DUES	98	37.26	20-481
	NON-CERT DUES	98	11.44	80-481
	IEA CERT DUES	98	2,131.45	10-481
	IEA CERT DUES	98	15.62	20-481
	IEA CERT DUES	98	35.76	40-481
	IEA CERT DUES	98	3.88	80-481
	NON-CERT DUES	98	592.68	10-481

# Bills Payable List

Printed: 11/14/2013 1:46 PM

PUTNAM COUNTY CUSD #535

Expense on Date: 11/1/2013 to 11/30/2013

Vendor Name	P.O. Number	Description	Batch #	Amount	State Account Number
		NON-CERT DUES	98	37.26	20-481
		IEA CERT DUES	98	2,119.00	10-481
		IEA CERT DUES	98	3.91	80-481
				<u>\$5,569.50</u>	
<b>PUT CO SCHOOL (FED TRS)</b>					
		TITLE I FED TRS	99	1,936.51	10-1250-210-36
				<u>\$1,936.51</u>	
<b>PUT CO SCHOOL (TRS HEALTH</b>					
		DED THIS	98	143.31	10-481
		THIS ADMIN/10 MONTH	98	378.95	10-481
		THIS ADMIN/10 MONTH	98	6.28	40-481
		THIS ADMIN/10 MONTH	98	0.45	80-481
		THIS P24/T20	98	3,180.57	10-481
		THIS P24/T20	98	25.43	20-481
		THIS P24/T20	98	50.23	40-481
		THIS P24/T20	98	4.81	80-481
		THIS ADMIN/10 MONTH	98	378.95	10-481
		THIS ADMIN/10 MONTH	98	6.28	40-481
		THIS ADMIN/10 MONTH	98	0.45	80-481
		THIS P24/T20	98	3,125.97	10-481
		THIS P24/T20	98	4.82	80-481
		HENSON WALTER INS	95	622.32	10-1110-222-4
		KASSABAUM SMITH INS	95	263.90	10-1112-222-3
		PUETZ TAYLOR INS	95	263.90	10-1111-222-5
		WRAGGE KEENER INS	95	263.90	10-1113-222-2
				<u>\$8,720.52</u>	
<b>PUT CO SCHOOL (TRS)</b>					
		TRS ADMI/10 MONTH	98	34.86	40-481
		TRS ADMI/10 MONTH	98	2.47	80-481
		DED TRS	98	762.27	10-481
		TRS P24/T20	98	17,677.80	10-481
		TRS P24/T20	98	141.35	20-481
		TRS P24/T20	98	279.24	40-481
		TRS P24/T20	98	26.67	80-481
		TRS ADMI/10 MONTH	98	2,102.48	10-481
		TRS ADMI/10 MONTH	98	34.86	40-481
		TRS ADMI/10 MONTH	98	2.47	80-481
		TRS P24/T20	98	17,374.41	10-481
		TRS P24/T20	98	26.69	80-481
		TRS ADMI/10 MONTH	98	2,102.48	10-481
				<u>\$40,568.05</u>	
<b>PUT CO SCHOOLS</b>					
		IM IMRF	98	48.72	10-481
		IM IMRF	98	2,002.26	10-481
		IM IMRF	98	802.10	20-481
		IM IMRF	98	88.28	40-481
		IM IMRF	98	33.36	80-481
		IMRFBRD SHARE	98	5,013.57	50-481

# Bills Payable List

Printed: 11/14/2013 1:46 PM  
 PUTNAM COUNTY CUSD #535  
 Expense on Date: 11/1/2013 to 11/30/2013

Vendor Name				
P.O. Number	Description	Batch #	Amount	State Account Number
	IMRFBRD SHARE	98	1,960.67	50-481
	IMRFBRD SHARE	98	215.79	50-481
	IMRFBRD SHARE	98	81.54	50-481
	IM IMRF	98	1,566.34	10-481
	IM IMRF	98	450.68	20-481
	IMRFBRD SHARE	98	3,828.91	50-481
	IMRFBRD SHARE	98	1,101.62	50-481
			<u>\$17,193.84</u>	
<b>PUTNAM CO COMM UNIT (IL)</b>				
	IL State Tax	99	10,850.73	10-481
	IL State Tax	99	922.56	20-481
	IL State Tax	99	220.39	40-481
	IL State Tax	99	46.59	80-481
	IL State Tax	99	9,203.50	10-481
	IL State Tax	99	452.24	20-481
	IL State Tax	99	16.80	40-481
	IL State Tax	99	11.20	80-481
			<u>\$21,724.01</u>	
<b>PUTNAM CO SD FIT</b>				
	Federal Tax	99	23,155.27	10-481
	Federal Tax	99	2,506.86	20-481
	Federal Tax	99	520.18	40-481
	Federal Tax	99	109.10	80-481
	Federal Tax	99	20,376.91	10-481
	Federal Tax	99	1,103.30	20-481
	Federal Tax	99	59.99	40-481
	Federal Tax	99	22.66	80-481
			<u>\$47,854.27</u>	
<b>PUTNAM CO SD MEDICARE</b>				
	MEDICARE (CERT)	99	2,354.99	10-481
	MEDICARE (CERT)	99	16.46	20-481
	MEDICARE (CERT)	99	36.80	40-481
	MEDICARE (CERT)	99	3.27	80-481
	MEDICARE (BRD PD)	99	2,354.99	50-481
	MEDICARE (BRD PD)	99	16.46	50-481
	MEDICARE (BRD PD)	99	36.80	50-481
	MEDICARE (BRD PD)	99	3.27	50-481
	MEDICARE (CERT)	99	2,179.30	10-481
	MEDICARE (CERT)	99	4.87	40-481
	MEDICARE (CERT)	99	3.28	80-481
	MEDICARE (BRD PD)	99	2,179.30	50-481
	MEDICARE (BRD PD)	99	4.87	50-481
	MEDICARE (BRD PD)	99	3.28	50-481
			<u>\$9,197.94</u>	
<b>PUTNAM COUNTY SD FICA</b>				
	MATCHING FICA	99	4,277.91	50-481
	MATCHING FICA	99	1,419.66	50-481
	MATCHING FICA	99	150.07	50-481

# Bills Payable List

Printed: 11/14/2013 1:46 PM  
 PUTNAM COUNTY CUSD #535  
 Expense on Date: 11/1/2013 to 11/30/2013

Vendor Name	P.O. Number	Description	Batch #	Amount	State Account Number
		MATCHING FICA	99	56.71	50-481
		FICA 2013	99	4,277.91	10-481
		FICA 2013	99	1,419.66	20-481
		FICA 2013	99	150.07	40-481
		FICA 2013	99	56.71	80-481
		MATCHING FICA	99	2,599.93	50-481
		MATCHING FICA	99	735.97	50-481
		FICA 2013	99	2,599.93	10-481
		FICA 2013	99	735.97	20-481
				<u>\$18,480.50</u>	
<b>PUTNAM COUNTY UNIT CAFE</b>					
		HEALTH CARE EXP REIMBURSE PLAN	999	279.17	10-481
		HEALTH CARE EXP REIMBURSE PLAN	999	0.50	80-481
		DEP DAYCARE EXP REIMBURSE PLAN	999	177.08	10-481
		HEALTH CARE EXP REIMBURSE PLAN	999	229.17	10-481
		HEALTH CARE EXP REIMBURSE PLAN	999	0.50	80-481
		DEP DAYCARE EXP REIMBURSE PLAN	999	177.08	10-481
				<u>\$863.50</u>	
<b>QUILL</b>					
	27854	HS-SUPPLIES	1,115	96.69	10-1113-410-2
	32885	JR HI-ATHLETIC SUPPL	1,115	16.19	10-1501-410-3
	52506	PRIMARY-SUPPLIES	1,115	126.07	10-1111-410-5
	52506	PRIMARY-SUPPLIES	1,115	11.69	10-1111-410-5
	52506	PRIMARY-SUPPLIES	1,115	8.99	10-1111-410-5
	52506	PRIMARY-SUPPLIES	1,115	(10.79)	10-1111-410-5
	52506	PRIMARY-SUPPLIES	1,115	(10.24)	10-1111-410-5
	52506	PRIMARY-SUPPLIES	1,115	13.20	10-1111-410-5
	64688	PSYCH-SUPPLIES	1,115	64.57	10-2140-410-1
				<u>\$316.37</u>	
<b>RANDOLPH, GENE</b>					
		PSYCH-TRAVEL	1,115	196.46	10-2140-332-1
				<u>\$196.46</u>	
<b>RAYNER &amp; RINN-SCOTT INC.</b>					
	27792	IND ARTS-SUPPLIES	1,115	645.00	10-1402-410-2
	27792	IND ARTS-SUPPLIES	1,115	664.00	10-1402-410-2
				<u>\$1,309.00</u>	
<b>ROBBINS SCHWARTZ NICHOLAS</b>					
		LEGAL FEES	1,115	896.25	80-2369-318-1
				<u>\$896.25</u>	
<b>RODRIGUEZ, CARMELA</b>					
		H S-ATHLETIC TRAVEL	1,115	26.32	10-1501-332-2
				<u>\$26.32</u>	
<b>ROYAL PUBLISHING</b>					
		INFO SERV-ADVERTISING	1,115	175.00	10-2630-350-1
				<u>\$175.00</u>	
<b>SCHENNUM, JANET</b>					
		CROSS CAT-TRAVEL SEPT	1,115	250.98	10-1220-332-1

# Bills Payable List

Printed: 11/14/2013 1:46 PM

PUTNAM COUNTY CUSD #535

Expense on Date: 11/1/2013 to 11/30/2013

Vendor Name	P.O. Number	Description	Batch #	Amount	State Account Number
		CROSS CAT-TRAVEL OCT	1,115	401.85	10-1220-332-1
				<u>\$652.83</u>	
<b>SCHOOL SPECIALTY</b>					
	28394	H S-CAFE MISC SUPPLI	1,115	93.18	10-2560-490-2
	28394	HS OFFICE - SUPPLIES	1,115	237.95	10-2410-410-2
	52557	ECE INST SUP 1-6	1,115	202.48	10-1125-410-1
	52716	PRIMARY OFFICE - SUP	1,116	195.10	10-2410-410-5
				<u>\$728.71</u>	
<b>SCHOOLSIN</b>					
	52737	PRIMARY-SUPPLIES	1,115	103.98	10-1111-410-5
	52737	PRIMARY MEDIA-AV	1,115	95.64	10-2220-430-5
				<u>\$199.62</u>	
<b>SCHORN, CAREY</b>					
		TITLE I 7-5	1,115	218.82	10-1250-332-36
		MEDIA PROG-TRAVEL	1,115	18.34	10-2220-332-1
				<u>\$237.16</u>	
<b>SPORTWIDE</b>					
	27865	H S ATHLETIC-SUPPLIE	1,115	39.90	10-1501-410-2
	27865	H S ATHLETIC-SUPPLIE	1,115	756.12	10-1501-410-2
	27865	H S ATHLETIC-SUPPLIE	1,115	73.98	10-1501-410-2
				<u>\$870.00</u>	
<b>SPRINGFIELD ELECTRIC SUPPLY</b>					
		PRIMARY-GROUNDS SUPPLIE	1,116	156.42	20-2543-410-5
		PRIMARY BLDG SUPPLY	1,115	86.66	20-2542-410-5
		PRIMARY BLDG SUPPLY	1,115	37.14	20-2542-410-5
				<u>\$280.22</u>	
<b>STAPLES CREDIT PLAN</b>					
		INK	1,115	66.99	10-1112-410-1
		IPAD	1,115	399.00	10-1110-540-1
		LASERJET PRO	1,115	228.99	10-1112-410-1
				<u>\$694.98</u>	
<b>SUPERINTENDENT IMPREST</b>					
		BOARD DUES/FEES	1,115	113.50	10-2310-640-6
		CROSS CAT SUPPLY - DIRECTOR	1,115	63.65	10-1220-410-1
		SUPT OFFICE-POSTAGE	1,115	58.00	10-2320-341-1
				<u>\$235.15</u>	
<b>SWINGEL, EDWARD</b>					
		CO OP TRAVEL	1,115	173.90	10-1459-332-2
				<u>\$173.90</u>	
<b>TALX UC EXPRESS</b>					
		BOARD DUES/FEES	1,115	77.49	10-2310-640-6
				<u>\$77.49</u>	
<b>THOMPSON, DEBBIE</b>					
		TITLE I 7-5	1,115	146.08	10-1250-332-36
				<u>\$146.08</u>	
<b>TONIS FLOWER AND GIFT SHO</b>					

# Bills Payable List

Printed: 11/14/2013 1:46 PM  
 PUTNAM COUNTY CUSD #535  
 Expense on Date: 11/1/2013 to 11/30/2013

Vendor Name	P.O. Number	Description	Batch #	Amount	State Account Number
		BOARD SUPPLIES	1,115	25.00	10-2310-410-6
		BOARD SUPPLIES	1,115	25.00	10-2310-410-6
				<u>\$50.00</u>	
<b>TOPBULB</b>					
	32871	JH MEDIA SUPPLIES	1,115	86.65	10-2220-410-3
				<u>\$86.65</u>	
<b>TRANSPORTATION WITH A PERSONAL TOUCH, INC.</b>					
		CONTRACT SERVICE-SP ED R	1,115	2,058.00	40-2550-326-1
				<u>\$2,058.00</u>	
<b>TRINITY CATHOLIC SCHOOL</b>					
		HENN-CAFE FOOD	1,115	92.50	10-2560-410-4
				<u>\$92.50</u>	
<b>US POSTAL SERVICE</b>					
		PSYCH-SUPPLIES	1,115	284.30	10-2140-410-1
				<u>\$284.30</u>	
<b>USI EDUCATION AND GOVERNMENT SALES</b>					
	32874	JR HI SUPPLIES	1,115	365.49	10-1112-410-3
	52715	PRIMARY-CAP OUTLAY	1,115	700.00	10-1111-540-5
				<u>\$1,065.49</u>	
<b>VILLAGE OF GRANVILLE</b>					
		HS- WATER	1,115	357.00	20-2542-322-2
		PRIMARY- WATER	1,115	1,029.00	20-2542-322-5
				<u>\$1,386.00</u>	
<b>WARD, DEBBIE</b>					
		TITLE IIA TRAVEL	1,115	102.80	10-1110-332-42
		HENN ELEM-TRAVEL	1,115	16.44	10-1110-332-4
				<u>\$119.24</u>	
<b>WASHINGTON NATIONAL INS CO</b>					
		WASHINGTON NTNL INS.	98	321.53	10-481
		WASHINGTON NTNL INS.	98	84.93	20-481
		WASHINGTON NTNL INS.	98	39.45	40-481
		WASHINGTON NTNL INS.	98	373.16	10-481
		WASHINGTON NTNL INS.	98	72.75	20-481
				<u>\$891.82</u>	
				<u>\$468,841.16</u>	
			<b>Report Total</b>		

# Revenue Report

Printed: 11/4/2013 2:48 PM

PUTNAM COUNTY CUSD #535

Report as of: 10/31/2013

**Education Fund 10**

Source of Revenue 1112 Bond and Interest Purposes Levy

Source of Revenue

Account	Description	M.T.D. Revenue	Y.T.D. Revenue	Revenue Budget	Budget Balance Revenue	% of Budget	State Account Number
<b>Bond and Interest Purposes Levy</b>							
10-111200-1	FIRST PRIOR YEAR LEVY	0.00	2,916,683.70	3,094,012.00	177,328.30	94.27	10-1112
	<u>1112 Bond and Interest Purposes Levy</u>	\$0.00	2,916,683.70	3,094,012.00	177,328.30	94.27	* Source of Revenue
<b>1St Prior Yr-Tort</b>							
10-112200-1	TORT IMMUNITY-1ST PRIOR	0.00	0.00	0.00	0.00	0.00	10-1122
	<u>1122 1St Prior Yr-Tort</u>	\$0.00	0.00	0.00	0.00	0.00	* Source of Revenue
<b>Leasing Purposes Levy</b>							
10-113000-1	FIRST PRIOR YR LEASE	0.00	53,504.16	56,875.00	3,370.84	94.07	10-1130
	<u>1130 Leasing Purposes Levy</u>	\$0.00	53,504.16	56,875.00	3,370.84	94.07	* Source of Revenue
<b>Curr Yr Levy-Special Ed</b>							
10-114100-1	SP ED PRIOR YEAR LEVY	0.00	42,886.32	45,500.00	2,613.68	94.26	10-1141
	<u>1141 Curr Yr Levy-Special Ed</u>	\$0.00	42,886.32	45,500.00	2,613.68	94.26	* Source of Revenue
<b>Mobile Home Privilege Tax</b>							
10-121000-1	MOBILE HOME PRIVILEGE TA	0.00	0.00	0.00	0.00	0.00	10-1210
	<u>1210 Mobile Home Privilege Tax</u>	\$0.00	0.00	0.00	0.00	0.00	* Source of Revenue
<b>Corp Pers Prop Repl Tax</b>							
10-123000-1	CORP PERS PROP REPLC TAX	371,923.76	934,232.50	2,601,038.00	1,666,805.50	35.92	10-1230
	<u>1230 Corp Pers Prop Repl Tax</u>	\$371,923.76	934,232.50	2,601,038.00	1,666,805.50	35.92	* Source of Revenue
<b>Source of Revenue 1290</b>							
10-129000-1	WETLANDS	0.00	0.00	0.00	0.00	0.00	10-1290
	<u>1290 Source of Revenue 1290</u>	\$0.00	0.00	0.00	0.00	0.00	* Source of Revenue
<b>Reg Tuition from Other Districts (In-State)</b>							
10-131200-1	PUPIL TUITION OTHER LEA	0.00	76,937.80	277,000.00	200,062.20	27.78	10-1312
	<u>1312 Reg Tuition from Other Districts (In-State)</u>	\$0.00	76,937.80	277,000.00	200,062.20	27.78	* Source of Revenue
<b>Regular Tuition from Other Sources (In-State)</b>							
10-131300-1		0.00	0.00	0.00	0.00	0.00	10-1313
	<u>1313 Regular Tuition from Other Sources (In-State)</u>	\$0.00	0.00	0.00	0.00	0.00	* Source of Revenue
<b>Sp Ed Tuition-from Other Districts (In-State)</b>							
10-134200-1	PUPIL TUI-SP ED OTHER LEA	0.00	37,323.00	37,323.00	0.00	100.00	10-1342
	<u>1342 Sp Ed Tuition-from Other Districts (In-State)</u>	\$0.00	37,323.00	37,323.00	0.00	100.00	* Source of Revenue

Interest On Investments

# Revenue Report

Printed: 11/4/2013 2:48 PM

PUTNAM COUNTY CUSD #535

Report as of: 10/31/2013

Education Fund 10							
Source of Revenue		1510	Interest On Investments				
Source of Revenue							
Account	Description	M.T.D. Revenue	Y.T.D. Revenue	Revenue Budget	Budget Balance Revenue	% of Budget	State Account Number
10-151000-1	TAX INTEREST	0.00	0.00	0.00	0.00	0.00	10-1510
	<b>1510 Interest On Investments</b>	<u>\$0.00</u>	<u>0.00</u>	<u>0.00</u>	<u>0.00</u>	<u>0.00</u>	* Source of Revenue
<b>Interest On Investments</b>							
10-151100-1	ED-INT ON INVESTMENTS	1,516.69	5,585.44	15,000.00	9,414.56	37.24	10-1511
	<b>1511 Interest On Investments</b>	<u>\$1,516.69</u>	<u>5,585.44</u>	<u>15,000.00</u>	<u>9,414.56</u>	<u>37.24</u>	* Source of Revenue
<b>Interest-Swaney Bonds</b>							
10-151200-1	INTEREST-SWANNEY BONDS	0.00	0.00	0.00	0.00	0.00	10-1512
	<b>1512 Interest-Swaney Bonds</b>	<u>\$0.00</u>	<u>0.00</u>	<u>0.00</u>	<u>0.00</u>	<u>0.00</u>	* Source of Revenue
<b>Interest-Farnsworth</b>							
10-151300-1	INTEREST-FARNSWORTH	0.00	0.00	300.00	300.00	0.00	10-1513
	<b>1513 Interest-Farnsworth</b>	<u>\$0.00</u>	<u>0.00</u>	<u>300.00</u>	<u>300.00</u>	<u>0.00</u>	* Source of Revenue
<b>Sales To Pupils-Lunch</b>							
10-161100-1	STUDENT LUNCH	9,649.19	33,744.54	115,000.00	81,255.46	29.34	10-1611
	<b>1611 Sales To Pupils-Lunch</b>	<u>\$9,649.19</u>	<u>33,744.54</u>	<u>115,000.00</u>	<u>81,255.46</u>	<u>29.34</u>	* Source of Revenue
<b>Sales To Pupils-BFast</b>							
10-161200-1	STUDENT BREAKFAST	1,536.10	3,030.20	19,000.00	15,969.80	15.95	10-1612
	<b>1612 Sales To Pupils-BFast</b>	<u>\$1,536.10</u>	<u>3,030.20</u>	<u>19,000.00</u>	<u>15,969.80</u>	<u>15.95</u>	* Source of Revenue
<b>Sales To Pupils-Other</b>							
10-161400-1	MILK SALES (OTHER)	1,011.90	2,180.40	11,000.00	8,819.60	19.82	10-1614
	<b>1614 Sales To Pupils-Other</b>	<u>\$1,011.90</u>	<u>2,180.40</u>	<u>11,000.00</u>	<u>8,819.60</u>	<u>19.82</u>	* Source of Revenue
<b>Sales To Adults</b>							
10-162000-1	ADULT LUNCHES/BREAKFAST	489.85	1,145.50	4,000.00	2,854.50	28.64	10-1620
	<b>1620 Sales To Adults</b>	<u>\$489.85</u>	<u>1,145.50</u>	<u>4,000.00</u>	<u>2,854.50</u>	<u>28.64</u>	* Source of Revenue
<b>Other Food Service</b>							
10-169000-1	HEAD START LUNCHES	0.00	0.00	0.00	0.00	0.00	10-1690
	<b>1690 Other Food Service</b>	<u>\$0.00</u>	<u>0.00</u>	<u>0.00</u>	<u>0.00</u>	<u>0.00</u>	* Source of Revenue
<b>Admissions-Athletic</b>							
10-171102-2	H S ATHLETIC ADMISSIONS	1,763.00	3,389.00	17,000.00	13,611.00	19.94	10-1711-2
10-171104-3	JR HI-ATHLETIC ADMISSION	678.00	678.00	5,000.00	4,322.00	13.56	10-1711-4
	<b>1711 Admissions-Athletic</b>	<u>\$2,441.00</u>	<u>4,067.00</u>	<u>22,000.00</u>	<u>17,933.00</u>	<u>18.49</u>	* Source of Revenue
<b>HS/JR Tourney</b>							

# Revenue Report

Printed: 11/4/2013 2:48 PM

PUTNAM COUNTY CUSD #535

Report as of: 10/31/2013

Education Fund 10							
Source of Revenue		1714	HS/JR Tourney				
Source of Revenue							
Account	Description	M.T.D. Revenue	Y.T.D. Revenue	Revenue Budget	Budget Balance Revenue	% of Budget	State Account Number
10-171400-1	H S / JR HI TOURNEY REV	0.00	716.00	2,000.00	1,284.00	35.80	10-1714
<b>1714</b>	<b>HS/JR Tourney</b>	<b>\$0.00</b>	<b>716.00</b>	<b>2,000.00</b>	<b>1,284.00</b>	<b>35.80</b>	* Source of Revenue
<b>Admissions-Other</b>							
10-171900-1	ADMISSION - OTHERS	480.00	480.00	2,000.00	1,520.00	24.00	10-1719
<b>1719</b>	<b>Admissions-Other</b>	<b>\$480.00</b>	<b>480.00</b>	<b>2,000.00</b>	<b>1,520.00</b>	<b>24.00</b>	* Source of Revenue
<b>Fees</b>							
10-172000-1	VOCATIONAL FEE HS	20.00	2,700.00	3,700.00	1,000.00	72.97	10-1720
10-172000-2	ACTIVITY FEES HS	40.00	7,515.00	13,500.00	5,985.00	55.67	10-1720
10-172000-3	ACTIVITY FEES JR H	125.00	2,545.00	3,500.00	955.00	72.71	10-1720
<b>1720</b>	<b>Fees</b>	<b>\$185.00</b>	<b>12,760.00</b>	<b>20,700.00</b>	<b>7,940.00</b>	<b>61.64</b>	* Source of Revenue
<b>Other Pupil Activity Rev</b>							
10-179000-1	DRIVER ED FEE	0.00	1,450.00	2,500.00	1,050.00	58.00	10-1790
10-179000-8	H S PE RESALE	237.50	2,784.00	3,000.00	216.00	92.80	10-1790
10-179001-8	JH PE RESALE	12.00	2,235.00	3,000.00	765.00	74.50	10-1790-1
<b>1790</b>	<b>Other Pupil Activity Rev</b>	<b>\$249.50</b>	<b>6,469.00</b>	<b>8,500.00</b>	<b>2,031.00</b>	<b>76.11</b>	* Source of Revenue
<b>Shop Resale</b>							
10-179100-9		0.00	0.00	0.00	0.00	0.00	10-1791
<b>1791</b>	<b>Shop Resale</b>	<b>\$0.00</b>	<b>0.00</b>	<b>0.00</b>	<b>0.00</b>	<b>0.00</b>	* Source of Revenue
<b>Music Resale</b>							
10-179200-10	MUSIC RESALE	115.30	160.30	300.00	139.70	53.43	10-1792
<b>1792</b>	<b>Music Resale</b>	<b>\$115.30</b>	<b>160.30</b>	<b>300.00</b>	<b>139.70</b>	<b>53.43</b>	* Source of Revenue
<b>Rentals-Regular Textbook</b>							
10-181100-1	ELEM-TEXTBOOK RENTAL	55.00	10,890.00	13,500.00	2,610.00	80.67	10-1811
10-181100-2	H S- TEXTBOOK RENTAL	100.00	18,669.00	14,000.00	(4,669.00)	133.35	10-1811
10-181100-3	JR HI-TEXTBOOK RENTAL	0.00	7,605.00	9,500.00	1,895.00	80.05	10-1811
<b>1811</b>	<b>Rentals-Regular Textbook</b>	<b>\$155.00</b>	<b>37,164.00</b>	<b>37,000.00</b>	<b>(164.00)</b>	<b>100.44</b>	* Source of Revenue
<b>Rentals - Other</b>							
10-181900-1	INSTRUMENT RENTAL	0.00	0.00	400.00	400.00	0.00	10-1819
<b>1819</b>	<b>Rentals - Other</b>	<b>\$0.00</b>	<b>0.00</b>	<b>400.00</b>	<b>400.00</b>	<b>0.00</b>	* Source of Revenue
<b>Donations-Private Sources</b>							
10-192000-1	DONATIONS	0.00	12,136.24	15,000.00	2,863.76	80.91	10-1920

3

# Revenue Report

Printed: 11/4/2013 2:48 PM

PUTNAM COUNTY CUSD #535

Report as of: 10/31/2013

Education Fund 10							
Source of Revenue		1920	Donations-Private Sources				
Account	Description	M.T.D. Revenue	Y.T.D. Revenue	Revenue Budget	Budget Balance Revenue	% of Budget	State Account Number
10-192001-1	DONATIONS-NCF	0.00	0.00	0.00	0.00	0.00	10-1920
	<b>1920 Donations-Private Sources</b>	\$0.00	12,136.24	15,000.00	2,863.76	80.91	* Source of Revenue
<b>Services Provided to Other Districts</b>							
10-194000-1	PSY LEA ASSESSEMENT	0.00	0.00	0.00	0.00	0.00	10-1940
	<b>1940 Services Provided to Other Districts</b>	\$0.00	0.00	0.00	0.00	0.00	* Source of Revenue
<b>SW LEA Assessment</b>							
10-194100-1	SW LEA ASSESSMENT	0.00	0.00	0.00	0.00	0.00	10-1941
10-194110-1	HEARING IMP ASSESS.	0.00	0.00	0.00	0.00	0.00	10-1941
	<b>1941 SW LEA Assessment</b>	\$0.00	0.00	0.00	0.00	0.00	* Source of Revenue
<b>Lease Incentive Grant</b>							
10-194200-1		0.00	0.00	0.00	0.00	0.00	10-1942
	<b>1942 Lease Incentive Grant</b>	\$0.00	0.00	0.00	0.00	0.00	* Source of Revenue
<b>Refund-Prior Yr Expenditu</b>							
10-195000-1	REFUND EXPENSES	0.00	13,202.32	13,500.00	297.68	97.79	10-1950
	<b>1950 Refund-Prior Yr Expenditu</b>	\$0.00	13,202.32	13,500.00	297.68	97.79	* Source of Revenue
<b>Drivers Education Fees</b>							
10-197000-1	DRIVERS ED FEE	0.00	0.00	0.00	0.00	0.00	10-1970
	<b>1970 Drivers Education Fees</b>	\$0.00	0.00	0.00	0.00	0.00	* Source of Revenue
<b>Other Local Revenues</b>							
10-199900-1	OTHER LOCAL REVENUE	330.26	1,036.76	20,000.00	18,963.24	5.18	10-1999
10-199900-3	INSURANCE/PLAY EQUIPMENT	0.00	0.00	0.00	0.00	0.00	10-1999
10-199901-1	INTERNET REVENUE	0.00	0.00	0.00	0.00	0.00	10-1999-1
	<b>1999 Other Local Revenues</b>	\$330.26	1,036.76	20,000.00	18,963.24	5.18	* Source of Revenue
<b>Source of Revenue 2200</b>							
10-220000-1	POVERTY GRANT	0.00	0.00	0.00	0.00	0.00	10-2200
	<b>2200 Source of Revenue 2200</b>	\$0.00	0.00	0.00	0.00	0.00	* Source of Revenue
<b>Other Flow-Through</b>							
10-223000-1	ROE FLOW THRU	0.00	0.00	0.00	0.00	0.00	10-2230
	<b>2230 Other Flow-Through</b>	\$0.00	0.00	0.00	0.00	0.00	* Source of Revenue
<b>General State Aid</b>							
10-300100-1	GENERAL STATE AID	46,278.58	138,840.62	555,347.84	416,507.22	25.00	10-3001

# Revenue Report

Printed: 11/4/2013 2:48 PM

PUTNAM COUNTY CUSD #535

Report as of: 10/31/2013

Education Fund 10							
Source of Revenue		3001	General State Aid				
Source of Revenue							
Account	Description	M.T.D. Revenue	Y.T.D. Revenue	Revenue Budget	Budget Balance Revenue	% of Budget	State Account Number
<b>3001</b>	<b>General State Aid</b>	\$46,278.58	138,840.62	555,347.84	416,507.22	25.00	* Source of Revenue
<b>Hold Harmless</b>							
10-300200-1	HOLD HARMLESS GSA	0.00	0.00	0.00	0.00	0.00	10-3002
<b>3002</b>	<b>Hold Harmless</b>	\$0.00	0.00	0.00	0.00	0.00	* Source of Revenue
<b>Spec Ed-Priv Facility Tui</b>							
10-310000-1	SP ED PRIV FAC TUITION	0.00	6,195.43	65,000.00	58,804.57	9.53	10-3100
<b>3100</b>	<b>Spec Ed-Priv Facility Tui</b>	\$0.00	6,195.43	65,000.00	58,804.57	9.53	* Source of Revenue
<b>Spec Ed -Extraordinary</b>							
10-310500-1	SP ED EXTRA ORDINARY	0.00	28,710.75	130,000.00	101,289.25	22.09	10-3105
<b>3105</b>	<b>Spec Ed -Extraordinary</b>	\$0.00	28,710.75	130,000.00	101,289.25	22.09	* Source of Revenue
<b>Spec Ed -Personnel</b>							
10-311000-1	SP ED PERSONNEL	0.00	56,301.85	215,563.00	159,261.15	26.12	10-3110
<b>3110</b>	<b>Spec Ed -Personnel</b>	\$0.00	56,301.85	215,563.00	159,261.15	26.12	* Source of Revenue
<b>Spec Ed-Orphanage-Individ</b>							
10-312000-1	SP ED ORPHANAGE	0.00	0.00	0.00	0.00	0.00	10-3120
<b>3120</b>	<b>Spec Ed-Orphanage-Individ</b>	\$0.00	0.00	0.00	0.00	0.00	* Source of Revenue
<b>Spec Ed -Summer School</b>							
10-314500-1	SP ED SUMMER SCHOOL	0.00	0.00	500.00	500.00	0.00	10-3145
<b>3145</b>	<b>Spec Ed -Summer School</b>	\$0.00	0.00	500.00	500.00	0.00	* Source of Revenue
<b>Career and Technical Education CTE Tech Prep</b>							
10-322000-40	CTEI GRANT-SRAVTE	0.00	0.00	15,610.00	15,610.00	0.00	10-3200
<b>3200</b>	<b>Career and Technical Education CTE Tech Prep</b>	\$0.00	0.00	15,610.00	15,610.00	0.00	* Source of Revenue
<b>Voc Ed - Formula</b>							
10-321500-18	VOC AG STATE GRTS	0.00	0.00	0.00	0.00	0.00	10-3215
<b>3215</b>	<b>Voc Ed - Formula</b>	\$0.00	0.00	0.00	0.00	0.00	* Source of Revenue
<b>CTE - Agriculture Education</b>							
10-323500-19	VOC AG SUPPLEMENTAL	0.00	0.00	2,588.00	2,588.00	0.00	10-3235
<b>3235</b>	<b>CTE - Agriculture Education</b>	\$0.00	0.00	2,588.00	2,588.00	0.00	* Source of Revenue
<b>CTE - Other</b>							
10-329900-40	FCAE GRANT	0.00	0.00	0.00	0.00	0.00	10-3299
<b>3299</b>	<b>CTE - Other</b>	\$0.00	0.00	0.00	0.00	0.00	* Source of Revenue

25

# Revenue Report

Printed: 11/4/2013 2:48 PM

PUTNAM COUNTY CUSD #535

Report as of: 10/31/2013

Education Fund 10							
Source of Revenue		3305	Bilingual Ed-Downstate- TPI and TBE				
Source of Revenue							
Account	Description	M.T.D. Revenue	Y.T.D. Revenue	Revenue Budget	Budget Balance Revenue	% of Budget	State Account Number
<b>Bilingual Ed-Downstate- TPI and TBE</b>							
10-330500-20	TPI/TBE BILINGUAL ED	0.00	80.00	304.00	224.00	26.32	10-3305
<b>3305 Bilingual Ed-Downstate- TPI and TBE</b>		<b>\$0.00</b>	<b>80.00</b>	<b>304.00</b>	<b>224.00</b>	<b>26.32</b>	* Source of Revenue
<b>State Free Lunch/BFfast</b>							
10-336000-1	IL FREE LUNCH/BRKFST AIDE	185.75	784.69	4,500.00	3,715.31	17.44	10-3360
10-336500-1	IL BREAKFAST INITIATIVE	0.00	0.00	0.00	0.00	0.00	10-3360
<b>3360 State Free Lunch/BFfast</b>		<b>\$185.75</b>	<b>784.69</b>	<b>4,500.00</b>	<b>3,715.31</b>	<b>17.44</b>	* Source of Revenue
<b>Driver Education</b>							
10-337000-1	DRIVERS ED REIMBURSEMENT	0.00	2,786.16	11,000.00	8,213.84	25.33	10-3370-1
<b>3370 Driver Education</b>		<b>\$0.00</b>	<b>2,786.16</b>	<b>11,000.00</b>	<b>8,213.84</b>	<b>25.33</b>	* Source of Revenue
<b>Learning Improvement-Change Grants</b>							
10-361002-1	SCHOOL IMP-HOP	0.00	0.00	0.00	0.00	0.00	10-3610
<b>3610 Learning Improvement-Change Grants</b>		<b>\$0.00</b>	<b>0.00</b>	<b>0.00</b>	<b>0.00</b>	<b>0.00</b>	* Source of Revenue
<b>School Imp Grant</b>							
10-364000-24	SCHOOL IMP BLOCK GRANT	0.00	0.00	0.00	0.00	0.00	10-3640
<b>3640 School Imp Grant</b>		<b>\$0.00</b>	<b>0.00</b>	<b>0.00</b>	<b>0.00</b>	<b>0.00</b>	* Source of Revenue
<b>Quality Assurance Grant</b>							
10-364100-31	LEARNING IMP GRANT	0.00	0.00	0.00	0.00	0.00	10-3641
<b>3641 Quality Assurance Grant</b>		<b>\$0.00</b>	<b>0.00</b>	<b>0.00</b>	<b>0.00</b>	<b>0.00</b>	* Source of Revenue
<b>National Board Certification</b>							
10-365100-1	NATL BOARD CERTIFIC	0.00	0.00	0.00	0.00	0.00	10-3651-1
<b>3651 National Board Certification</b>		<b>\$0.00</b>	<b>0.00</b>	<b>0.00</b>	<b>0.00</b>	<b>0.00</b>	* Source of Revenue
<b>Truants Alt/Opt Education</b>							
10-369500-1	SAFE TO LEARN GRANT	0.00	0.00	0.00	0.00	0.00	10-3695
<b>3695 Truants Alt/Opt Education</b>		<b>\$0.00</b>	<b>0.00</b>	<b>0.00</b>	<b>0.00</b>	<b>0.00</b>	* Source of Revenue
<b>Early Childhood - Block Grant</b>							
10-370500-26	EARLY CHILDHOOD GRT GRANT	0.00	18,392.00	132,204.00	113,812.00	13.91	10-3705
<b>3705 Early Childhood - Block Grant</b>		<b>\$0.00</b>	<b>18,392.00</b>	<b>132,204.00</b>	<b>113,812.00</b>	<b>13.91</b>	* Source of Revenue
<b>Reading Improvement - Block Grant</b>							
10-371500-27	READING IMPROVEMENT GRAN	0.00	0.00	0.00	0.00	0.00	10-3715
<b>3715 Reading Improvement - Block Grant</b>		<b>\$0.00</b>	<b>0.00</b>	<b>0.00</b>	<b>0.00</b>	<b>0.00</b>	* Source of Revenue

# Revenue Report

Printed: 11/4/2013 2:48 PM

PUTNAM COUNTY CUSD #535

Report as of: 10/31/2013

**Education Fund 10**

Source of Revenue 3725 Continued Reading Improvement Block Grant

Source of Revenue

Account	Description	M.T.D. Revenue	Y.T.D. Revenue	Revenue Budget	Budget Balance Revenue	% of Budget	State Account Number
---------	-------------	-------------------	-------------------	-------------------	------------------------------	----------------	----------------------

**Continued Reading Improvement Block Grant**

10-372500-28		0.00	0.00	0.00	0.00	0.00	10-3725
	<b>3725 Continued Reading Improvement Block Grant</b>	\$0.00	0.00	0.00	0.00	0.00	* Source of Revenue

**Report Cards**

10-373500-1		0.00	0.00	0.00	0.00	0.00	10-3735
	<b>3735 Report Cards</b>	\$0.00	0.00	0.00	0.00	0.00	* Source of Revenue

**School Safety & Educational Improv Block Grant**

10-377500-43	ADA BLOCK GRANT	0.00	0.00	1,000.00	1,000.00	0.00	10-3775
	<b>3775 School Safety &amp; Educational Improv Block Grant</b>	\$0.00	0.00	1,000.00	1,000.00	0.00	* Source of Revenue

**Closing The Gap**

10-379200-1		0.00	0.00	0.00	0.00	0.00	10-3792
	<b>3792 Closing The Gap</b>	\$0.00	0.00	0.00	0.00	0.00	* Source of Revenue

**TIP GRANT**

10-379400-1		0.00	0.00	0.00	0.00	0.00	10-3794
	<b>3794 TIP GRANT</b>	\$0.00	0.00	0.00	0.00	0.00	* Source of Revenue

**State Library Grant**

10-380000-32	STATE LIBRARY GRANT	0.00	735.50	675.00	(60.50)	108.96	10-3800
	<b>3800 State Library Grant</b>	\$0.00	735.50	675.00	(60.50)	108.96	* Source of Revenue

**Emer Fin Assist/Temp Reloc Grant/Other Restr Rev**

10-399900-1	OTHER STATE REVENUE	0.00	1,695.72	15,000.00	13,304.28	11.30	10-3999
10-399901-1	RESPRO GRANT	0.00	0.00	0.00	0.00	0.00	10-3999
	<b>3999 Emer Fin Assist/Temp Reloc Grant/Other Restr Rev</b>	\$0.00	1,695.72	15,000.00	13,304.28	11.30	* Source of Revenue

**Title V - Innovation and Flexibility Formula**

10-410000-37	TITLE V INVO(CHAR CTS)	0.00	0.00	0.00	0.00	0.00	10-4100
	<b>4100 Title V - Innovation and Flexibility Formula</b>	\$0.00	0.00	0.00	0.00	0.00	* Source of Revenue

**Esea-Chap2-Comp-Urban Ed**

10-411000-46		0.00	0.00	0.00	0.00	0.00	10-4110
	<b>4110 Esea-Chap2-Comp-Urban Ed</b>	\$0.00	0.00	0.00	0.00	0.00	* Source of Revenue

**NatL School Lunch Progr**

10-421000-1	FEDERAL LUNCH AID	7,449.32	9,360.70	130,000.00	120,639.30	7.20	10-4210
	<b>4210 NatL School Lunch Progr</b>	\$7,449.32	9,360.70	130,000.00	120,639.30	7.20	* Source of Revenue

# Revenue Report

Printed: 11/4/2013 2:48 PM

PUTNAM COUNTY CUSD #535

Report as of: 10/31/2013

Education Fund 10							
Source of Revenue		4220	School Breakfast Program				
Source of Revenue							
Account	Description	M.T.D. Revenue	Y.T.D. Revenue	Revenue Budget	Budget Balance Revenue	% of Budget	State Account Number
<b>School Breakfast Program</b>							
10-422000-1	FED BREAKFAST AID	1,558.76	2,196.31	37,000.00	34,803.69	5.94	10-4220
<b>4220 School Breakfast Program</b>		<b>\$1,558.76</b>	<b>2,196.31</b>	<b>37,000.00</b>	<b>34,803.69</b>	<b>5.94</b>	* Source of Revenue
<b>Title I - Low Income</b>							
10-430000-36	TITLE I GRANT	0.00	8,037.00	102,742.00	94,705.00	7.82	10-4300
<b>4300 Title I - Low Income</b>		<b>\$0.00</b>	<b>8,037.00</b>	<b>102,742.00</b>	<b>94,705.00</b>	<b>7.82</b>	* Source of Revenue
<b>Esea-Drug Free-Formula</b>							
10-440000-33	TITLE IV GRT DRUG FREE	0.00	0.00	0.00	0.00	0.00	10-4400
<b>4400 Esea-Drug Free-Formula</b>		<b>\$0.00</b>	<b>0.00</b>	<b>0.00</b>	<b>0.00</b>	<b>0.00</b>	* Source of Revenue
<b>Fed-Sp Ed-Idea Flow-Thru</b>							
10-462000-38	SP ED INCENTIVE GRT	0.00	0.00	0.00	0.00	0.00	10-4620
10-462001-38	DISCRETIONARY FUNDS	0.00	0.00	169,655.00	169,655.00	0.00	10-4620
10-462002-38	SP ED BLOCK GRT	0.00	0.00	4,974.00	4,974.00	0.00	10-4620
10-462003-38	DEMONSTR PROJ/LEASE	0.00	0.00	0.00	0.00	0.00	10-4620-1
<b>4620 Fed-Sp Ed-Idea Flow-Thru</b>		<b>\$0.00</b>	<b>0.00</b>	<b>174,629.00</b>	<b>174,629.00</b>	<b>0.00</b>	* Source of Revenue
<b>Fed-Sp Ed-Idea Room&amp;Board</b>							
10-462500-1	EXCESS (ROOM/BOARD)	0.00	0.00	0.00	0.00	0.00	10-4625-1
<b>4625 Fed-Sp Ed-Idea Room&amp;Board</b>		<b>\$0.00</b>	<b>0.00</b>	<b>0.00</b>	<b>0.00</b>	<b>0.00</b>	* Source of Revenue
<b>Titleiiib-Cons/Home E.D.A</b>							
10-477000-40	CARL PERKINS	0.00	2,066.00	7,999.00	5,933.00	25.83	10-4770-1-40
<b>4765 Titleiiib-Cons/Home E.D.A</b>		<b>\$0.00</b>	<b>2,066.00</b>	<b>7,999.00</b>	<b>5,933.00</b>	<b>25.83</b>	* Source of Revenue
<b>SFSF/GSA REVENUE</b>							
10-485000-44	SFSF/GSA REVENUE	0.00	0.00	0.00	0.00	0.00	10-4850
<b>4850 SFSF/GSA REVENUE</b>		<b>\$0.00</b>	<b>0.00</b>	<b>0.00</b>	<b>0.00</b>	<b>0.00</b>	* Source of Revenue
<b>Source of Revenue 4854</b>							
10-485100-44	ARRA TITLE I	0.00	0.00	0.00	0.00	0.00	10-4854
<b>4854 Source of Revenue 4854</b>		<b>\$0.00</b>	<b>0.00</b>	<b>0.00</b>	<b>0.00</b>	<b>0.00</b>	* Source of Revenue
<b>ARRA IDEA PART B</b>							
10-485700-44	ARRA IDEA PART B	0.00	0.00	0.00	0.00	0.00	10-4857-1
<b>4857 ARRA IDEA PART B</b>		<b>\$0.00</b>	<b>0.00</b>	<b>0.00</b>	<b>0.00</b>	<b>0.00</b>	* Source of Revenue
<b>GSA ARRA</b>							

# Revenue Report

Printed: 11/4/2013 2:48 PM

PUTNAM COUNTY CUSD #535

Report as of: 10/31/2013

Education Fund 10							
Source of Revenue		4870	GSA ARRA				
Source of Revenue							
Account	Description	M.T.D. Revenue	Y.T.D. Revenue	Revenue Budget	Budget Balance Revenue	% of Budget	State Account Number
10-487000-44	ARRA GSA	0.00	0.00	0.00	0.00	0.00	10-4870-1
<b>4870</b>	<b>GSA ARRA</b>	\$0.00	0.00	0.00	0.00	0.00	* Source of Revenue
<b>ARRA ED JOBS</b>							
10-488000-44	ARRA ED JOBS FUND	0.00	0.00	0.00	0.00	0.00	10-4880-1
<b>4880</b>	<b>ARRA ED JOBS</b>	\$0.00	0.00	0.00	0.00	0.00	* Source of Revenue
<b>Medicaid Matching Fund</b>							
10-490000-11		0.00	0.00	0.00	0.00	0.00	10-4900
<b>4900</b>	<b>Medicaid Matching Fund</b>	\$0.00	0.00	0.00	0.00	0.00	* Source of Revenue
<b>Titleii-Eisen.Math/Sci Fo</b>							
10-493200-42	TITLE II TEACHER QUALITY	0.00	16,066.00	26,317.00	10,251.00	61.05	10-4930
<b>4930</b>	<b>Titleii-Eisen.Math/Sci Fo</b>	\$0.00	16,066.00	26,317.00	10,251.00	61.05	* Source of Revenue
<b>Goals 2000-School Improve</b>							
10-494500-14		0.00	0.00	0.00	0.00	0.00	10-4945
<b>4945</b>	<b>Goals 2000-School Improve</b>	\$0.00	0.00	0.00	0.00	0.00	* Source of Revenue
<b>Title II-Technology Enhancing Ed Formula Grant</b>							
10-497100-1	TITLE IID-TECH ENHANC	0.00	0.00	0.00	0.00	0.00	10-4971
<b>4971</b>	<b>Title II-Technology Enhancing Ed Formula Grant</b>	\$0.00	0.00	0.00	0.00	0.00	* Source of Revenue
<b>Medicaid Admin</b>							
10-499100-11	MEDICAID-ADMIN OUTREACH	0.00	5,529.13	10,000.00	4,470.87	55.29	10-4991-1
<b>4991</b>	<b>Medicaid Admin</b>	\$0.00	5,529.13	10,000.00	4,470.87	55.29	* Source of Revenue
<b>Medicaid FFS</b>							
10-499200-11	MEDICAID-FEE FOR SERV	0.00	13,107.59	67,000.00	53,892.41	19.56	10-4992-1-11
<b>4992</b>	<b>Medicaid FFS</b>	\$0.00	13,107.59	67,000.00	53,892.41	19.56	* Source of Revenue
<b>Other Restricted Grants Recd Fed Gov thru State</b>							
10-499800-1	OTHER FEDERAL(STEP)	0.00	1,740.00	12,180.00	10,440.00	14.29	10-4998-1
<b>4998</b>	<b>Other Restricted Grants Recd Fed Gov thru State</b>	\$0.00	1,740.00	12,180.00	10,440.00	14.29	* Source of Revenue
<b>Abolishment or Abatement of Working Cash Fund</b>							
10-711000-1	TRANS OF WC TECH THRUST	0.00	0.00	0.00	0.00	0.00	10-7110
10-711002-1	PERM TRANSFER WC	0.00	0.00	0.00	0.00	0.00	10-7110
10-711001-1	TRANSFER OF WC	0.00	0.00	0.00	0.00	0.00	10-7110-1
<b>7110</b>	<b>Abolishment or Abatement of Working Cash Fund</b>	\$0.00	0.00	0.00	0.00	0.00	* Source of Revenue

69

# Revenue Report

Printed: 11/4/2013 2:48 PM

PUTNAM COUNTY CUSD #535

Report as of: 10/31/2013

**Education Fund 10**

Source of Revenue 7120 Permanent Transfer of Working Cash Fund Interest

Source of Revenue

Account	Description	M.T.D. Revenue	Y.T.D. Revenue	Revenue Budget	Budget Balance Revenue	% of Budget	State Account Number
---------	-------------	-------------------	-------------------	-------------------	------------------------------	----------------	----------------------

**Permanent Transfer of Working Cash Fund Interest**

10-712000-1	TRANS WC INTEREST	0.00	0.00	0.00	0.00	0.00	10-7120
<b>7120</b>	<b>Permanent Transfer of Working Cash Fund Interest</b>	<u>\$0.00</u>	<u>0.00</u>	<u>0.00</u>	<u>0.00</u>	<u>0.00</u>	* Source of Revenue

**Accured Int on Bonds**

10-723000-1	ACCURED INT B&I	0.00	0.00	0.00	0.00	0.00	10-7230
<b>7230</b>	<b>Accured Int on Bonds</b>	<u>\$0.00</u>	<u>0.00</u>	<u>0.00</u>	<u>0.00</u>	<u>0.00</u>	* Source of Revenue

**10 Education Fund**

<u>\$445,555.96</u>	<u>\$4,508,070.63</u>	<u>\$8,134,606.84</u>	<u>\$3,626,536.21</u>	<u>55.42</u>	Fund
---------------------	-----------------------	-----------------------	-----------------------	--------------	------

# Revenue Report

Printed: 11/4/2013 2:48 PM

PUTNAM COUNTY CUSD #535

Report as of: 10/31/2013

**Oper, Build, & Maint Fund 20**

Source of Revenue 1112 Bond and Interest Purposes Levy

Source of Revenue

Account	Description	M.T.D. Revenue	Y.T.D. Revenue	Revenue Budget	Budget Balance Revenue	% of Budget	State Account Number
<b>Bond and Interest Purposes Levy</b>							
20-111200-1	FIRST PRIOR YEAR LEVY	0.00	536,286.32	568,752.00	32,465.68	94.29	20-1112
	<b>1112 Bond and Interest Purposes Levy</b>	\$0.00	536,286.32	568,752.00	32,465.68	94.29	* Source of Revenue
<b>1St Prior Yr-Tort</b>							
20-112200-1	TORT IMMUNITY-1ST PRIOR	0.00	0.00	0.00	0.00	0.00	20-1122
	<b>1122 1St Prior Yr-Tort</b>	\$0.00	0.00	0.00	0.00	0.00	* Source of Revenue
<b>Corp Pers Prop Repl Tax</b>							
20-123000-1	CORP PERS PROP REPL TAX	0.00	0.00	0.00	0.00	0.00	20-1230
	<b>1230 Corp Pers Prop Repl Tax</b>	\$0.00	0.00	0.00	0.00	0.00	* Source of Revenue
<b>Interest On Investments</b>							
20-151100-1	BLD-INT	536.46	2,259.16	8,000.00	5,740.84	28.24	20-1511
	<b>1511 Interest On Investments</b>	\$536.46	2,259.16	8,000.00	5,740.84	28.24	* Source of Revenue
<b>Interest-Tree Fund</b>							
20-151500-1	INTEREST - TREE FUND	0.00	0.00	50.00	50.00	0.00	20-1515
	<b>1515 Interest-Tree Fund</b>	\$0.00	0.00	50.00	50.00	0.00	* Source of Revenue
<b>Rentals</b>							
20-191000-1	HOUSE RENT	0.00	0.00	0.00	0.00	0.00	20-1910
	<b>1910 Rentals</b>	\$0.00	0.00	0.00	0.00	0.00	* Source of Revenue
<b>Facility/Grounds Rent</b>							
20-191100-1	FACILITY/GROUND RENT	0.00	0.00	500.00	500.00	0.00	20-1911
	<b>1911 Facility/Grounds Rent</b>	\$0.00	0.00	500.00	500.00	0.00	* Source of Revenue
<b>Donations-Private Sources</b>							
20-192000-1	DONATIONS	0.00	0.00	500.00	500.00	0.00	20-1920
	<b>1920 Donations-Private Sources</b>	\$0.00	0.00	500.00	500.00	0.00	* Source of Revenue
<b>Refund-Prior Yr Expenditu</b>							
20-195000-1	REFUND PR YR EXP-BLDG	0.00	0.00	1,000.00	1,000.00	0.00	20-1950
20-195001-1	TORNADO INS/FEM/DON	0.00	0.00	0.00	0.00	0.00	20-1950
	<b>1950 Refund-Prior Yr Expenditu</b>	\$0.00	0.00	1,000.00	1,000.00	0.00	* Source of Revenue
<b>Other Local Revenues</b>							
20-199900-1	OTHER LOCAL REVENUE	0.00	240.00	1,000.00	760.00	24.00	20-1999
	<b>1999 Other Local Revenues</b>	\$0.00	240.00	1,000.00	760.00	24.00	* Source of Revenue

# Revenue Report

Printed: 11/4/2013 2:48 PM

PUTNAM COUNTY CUSD #535

Report as of: 10/31/2013

<b>Oper, Build, &amp; Maint Fund 20</b>							
Source of Revenue		2100	Flow-Thru Rev-State				
Source of Revenue							
Account	Description	M.T.D. Revenue	Y.T.D. Revenue	Revenue Budget	Budget Balance Revenue	% of Budget	State Account Number
<b>Flow-Thru Rev-State</b>							
20-210000-1	OTHER STATE REVENUE	0.00	0.00	0.00	0.00	0.00	20-2100
	<u>2100 Flow-Thru Rev-State</u>	\$0.00	0.00	0.00	0.00	0.00	* Source of Revenue
<b>Infrastructure Improv-Planning/Construction</b>							
20-392000-1	INFRA IMPROVE-PLAN/CONST	0.00	0.00	0.00	0.00	0.00	20-3920-1
	<u>3920 Infrastructure Improv-Planning/Construction</u>	\$0.00	0.00	0.00	0.00	0.00	* Source of Revenue
<b>SCHL INFRASTRUCT/MAINT PROJ</b>							
20-392500-1	SCHL INFRASTRUCT/MAINT PROJ	0.00	0.00	50,000.00	50,000.00	0.00	20-3925-1-1
	<u>3925 SCHL INFRASTRUCT/MAINT PROJ</u>	\$0.00	0.00	50,000.00	50,000.00	0.00	* Source of Revenue
<b>Emer Fin Assist/Temp Reloc Grant/Other Restr Rev</b>							
20-399900-1	OTHER STATE REVENUE	0.00	0.00	0.00	0.00	0.00	20-3999
	<u>3999 Emer Fin Assist/Temp Reloc Grant/Other Restr Rev</u>	\$0.00	0.00	0.00	0.00	0.00	* Source of Revenue
<b>Medicaid Matching Fund</b>							
20-490000-11		0.00	0.00	0.00	0.00	0.00	20-4900
	<u>4900 Medicaid Matching Fund</u>	\$0.00	0.00	0.00	0.00	0.00	* Source of Revenue
<b>Renovation Grant</b>							
20-498000-1		0.00	0.00	0.00	0.00	0.00	20-4980
	<u>4980 Renovation Grant</u>	\$0.00	0.00	0.00	0.00	0.00	* Source of Revenue
<b>Abolishment or Abatement of Working Cash Fund</b>							
20-711001-1	TRANSFER WC	0.00	0.00	0.00	0.00	0.00	20-7110
	<u>7110 Abolishment or Abatement of Working Cash Fund</u>	\$0.00	0.00	0.00	0.00	0.00	* Source of Revenue
<b>Permanent Transfer</b>							
20-713000-1	PERM TRANSFER FROM C/P	0.00	0.00	0.00	0.00	0.00	20-7130-1
	<u>7130 Permanent Transfer</u>	\$0.00	0.00	0.00	0.00	0.00	* Source of Revenue
<b>Transfers from Other Funds Pay Princ'l Cap Leases</b>							
20-740000-1	SALE/COMP FIXED ASSETS	0.00	0.00	0.00	0.00	0.00	20-7400
	<u>7400 Transfers from Other Funds Pay Princ'l Cap Leases</u>	\$0.00	0.00	0.00	0.00	0.00	* Source of Revenue
	<u>20 Oper, Build, &amp; Maint Fund</u>	\$536.46	\$538,785.48	\$629,802.00	\$91,016.52	85.55	Fund

# Revenue Report

Printed: 11/4/2013 2:48 PM

PUTNAM COUNTY CUSD #535

Report as of: 10/31/2013

**Debt Service Fund or Fund Group 30**

Source of Revenue 1112 Bond and Interest Purposes Levy

Source of Revenue

Account	Description	M.T.D. Revenue	Y.T.D. Revenue	Revenue Budget	Budget Balance Revenue	% of Budget	State Account Number
<b>Bond and Interest Purposes Levy</b>							
30-111200-1	FIRST PRIOR YEAR LEVY	0.00	0.00	0.00	0.00	0.00	30-1112
<b>1112</b>	<b>Bond and Interest Purposes Levy</b>	<u>\$0.00</u>	<u>0.00</u>	<u>0.00</u>	<u>0.00</u>	<u>0.00</u>	* Source of Revenue
<b>Interest On Investments</b>							
30-151100-1	B/I-INT INVESTMENTS	0.00	0.00	0.00	0.00	0.00	30-1511
<b>1511</b>	<b>Interest On Investments</b>	<u>\$0.00</u>	<u>0.00</u>	<u>0.00</u>	<u>0.00</u>	<u>0.00</u>	* Source of Revenue
<b>Accrued Int on Bonds</b>							
30-723000-1	ACCRUED INT ON BONDS SOL	0.00	0.00	0.00	0.00	0.00	30-7230
<b>7230</b>	<b>Accrued Int on Bonds</b>	<u>\$0.00</u>	<u>0.00</u>	<u>0.00</u>	<u>0.00</u>	<u>0.00</u>	* Source of Revenue
<b>30</b>	<b>Debt Service Fund or Fund Group</b>	<u>\$0.00</u>	<u>\$0.00</u>	<u>\$0.00</u>	<u>\$0.00</u>	<u>0.00</u>	Fund

33

# Revenue Report

Printed: 11/4/2013 2:48 PM

PUTNAM COUNTY CUSD #535

Report as of: 10/31/2013

Transportation Fund 40							
Source of Revenue		1112	Bond and Interest Purposes Levy				
Source of Revenue							
Account	Description	M.T.D. Revenue	Y.T.D. Revenue	Revenue Budget	Budget Balance Revenue	% of Budget	State Account Number
<b>Bond and Interest Purposes Levy</b>							
40-111200-1	FIRST PRIOR YR LEVY TRAN	0.00	214,431.47	227,501.00	13,069.53	94.26	40-1112
	<u>1112 Bond and Interest Purposes Levy</u>	\$0.00	214,431.47	227,501.00	13,069.53	94.26	* Source of Revenue
<b>1St Prior Yr-Tort</b>							
40-112200-1	1ST PRIOR YR LEVY-TORT	0.00	0.00	0.00	0.00	0.00	40-1122
	<u>1122 1St Prior Yr-Tort</u>	\$0.00	0.00	0.00	0.00	0.00	* Source of Revenue
<b>Corp Pers Prop Repl Tax</b>							
40-123000-1	CORP REPLACEMNT PROP TAX	0.00	0.00	0.00	0.00	0.00	40-1230
	<u>1230 Corp Pers Prop Repl Tax</u>	\$0.00	0.00	0.00	0.00	0.00	* Source of Revenue
<b>Spec Ed Trans-Pupils/Pare</b>							
40-144100-1	ORPHANAGE TRANS REIMB	0.00	0.00	0.00	0.00	0.00	40-1441
	<u>1441 Spec Ed Trans-Pupils/Pare</u>	\$0.00	0.00	0.00	0.00	0.00	* Source of Revenue
<b>Interest On Investments</b>							
40-151100-1	TRANSP-INT	122.79	481.36	2,000.00	1,518.64	24.07	40-1511
	<u>1511 Interest On Investments</u>	\$122.79	481.36	2,000.00	1,518.64	24.07	* Source of Revenue
<b>Refund-Prior Yr Expenditu</b>							
40-195000-1	REFUND TRANSP	0.00	0.00	0.00	0.00	0.00	40-1950
	<u>1950 Refund-Prior Yr Expenditu</u>	\$0.00	0.00	0.00	0.00	0.00	* Source of Revenue
<b>Other Local Revenues</b>							
40-199900-1	OTHER LOCAL REVENUE	0.00	170.24	6,000.00	5,829.76	2.84	40-1999
	<u>1999 Other Local Revenues</u>	\$0.00	170.24	6,000.00	5,829.76	2.84	* Source of Revenue
<b>Transportation Regular/Vocational</b>							
40-350000-1	REG TRANSPORTATION AID	0.00	46,424.11	262,000.00	215,575.89	17.72	40-3500
	<u>3500 Transportation Regular/Vocational</u>	\$0.00	46,424.11	262,000.00	215,575.89	17.72	* Source of Revenue
<b>Transportation-Vocational</b>							
40-350500-1	VOC TRANSPORTATION AID	0.00	0.00	6,900.00	6,900.00	0.00	40-3505
	<u>3505 Transportation-Vocational</u>	\$0.00	0.00	6,900.00	6,900.00	0.00	* Source of Revenue
<b>Transportation-Spec Ed</b>							
40-351000-1	SP ED TRANSPORTATION AID	0.00	37,857.35	141,000.00	103,142.65	26.85	40-3510
	<u>3510 Transportation-Spec Ed</u>	\$0.00	37,857.35	141,000.00	103,142.65	26.85	* Source of Revenue
<b>Other State Revenue</b>							

# Revenue Report

Printed: 11/4/2013 2:48 PM

PUTNAM COUNTY CUSD #535

Report as of: 10/31/2013

Transportation Fund 40							
Source of Revenue		3511	Other State Revenue				
Source of Revenue							
Account	Description	M.T.D. Revenue	Y.T.D. Revenue	Revenue Budget	Budget Balance Revenue	% of Budget	State Account Number
40-351100-1	OTHER STATE REVENUE	0.00	0.00	0.00	0.00	0.00	40-3511
	<b>3511 Other State Revenue</b>	<u>\$0.00</u>	<u>0.00</u>	<u>0.00</u>	<u>0.00</u>	<u>0.00</u>	* Source of Revenue
<b>Early Childhood - Block Grant</b>							
40-370500-26	ECE TRANSPORTATION	0.00	0.00	88,500.00	88,500.00	0.00	40-3705
	<b>3705 Early Childhood - Block Grant</b>	<u>\$0.00</u>	<u>0.00</u>	<u>88,500.00</u>	<u>88,500.00</u>	<u>0.00</u>	* Source of Revenue
<b>ARRA IDEA PART B</b>							
40-485700-44	IDEA ARRA	0.00	0.00	0.00	0.00	0.00	40-4857
	<b>4857 ARRA IDEA PART B</b>	<u>\$0.00</u>	<u>0.00</u>	<u>0.00</u>	<u>0.00</u>	<u>0.00</u>	* Source of Revenue
<b>Permanent Transfer</b>							
40-713000-1	PERMANENT TRANSFER	0.00	0.00	0.00	0.00	0.00	40-7130-1
	<b>7130 Permanent Transfer</b>	<u>\$0.00</u>	<u>0.00</u>	<u>0.00</u>	<u>0.00</u>	<u>0.00</u>	* Source of Revenue
	<b>40 Transportation Fund</b>	<u>\$122.79</u>	<u>\$299,364.53</u>	<u>\$733,901.00</u>	<u>\$434,536.47</u>	<u>40.79</u>	Fund

35

# Revenue Report

Printed: 11/4/2013 2:48 PM

PUTNAM COUNTY CUSD #535

Report as of: 10/31/2013

I.M.R.F./Soc. Sec. Fund 50							
Source of Revenue		1112	Bond and Interest Purposes Levy				
Source of Revenue							
Account	Description	M.T.D. Revenue	Y.T.D. Revenue	Revenue Budget	Budget Balance Revenue	% of Budget	State Account Number
<b>Bond and Interest Purposes Levy</b>							
50-111200-1	FIRST PRIOR YR LEVY-IMRF	0.00	97,239.64	103,274.00	6,034.36	94.16	50-1112
50-111201-1	FIRST PRIOR YR-SS	0.00	0.00	0.00	0.00	0.00	50-1112
<b>1112 Bond and Interest Purposes Levy</b>		<u>\$0.00</u>	<u>97,239.64</u>	<u>103,274.00</u>	<u>6,034.36</u>	<u>94.16</u>	* Source of Revenue
<b>Working Cash Purposes Levy</b>							
50-111500-1	MEDICARE-FIRST PRIOR YR	0.00	0.00	0.00	0.00	0.00	50-1115
<b>1115 Working Cash Purposes Levy</b>		<u>\$0.00</u>	<u>0.00</u>	<u>0.00</u>	<u>0.00</u>	<u>0.00</u>	* Source of Revenue
<b>Soc.Sec./Med Only Levy</b>							
50-115000-1	FIRST PRIOR YR-S S	0.00	97,239.64	103,274.00	6,034.36	94.16	50-1150
<b>1150 Soc.Sec./Med Only Levy</b>		<u>\$0.00</u>	<u>97,239.64</u>	<u>103,274.00</u>	<u>6,034.36</u>	<u>94.16</u>	* Source of Revenue
<b>Corp Pers Prop Repl Tax</b>							
50-123000-1	CORP PERS PROP REPL TAX	0.00	0.00	174,252.00	174,252.00	0.00	50-1230
<b>1230 Corp Pers Prop Repl Tax</b>		<u>\$0.00</u>	<u>0.00</u>	<u>174,252.00</u>	<u>174,252.00</u>	<u>0.00</u>	* Source of Revenue
<b>Interest On Investments</b>							
50-151100-1	IMRF-INT	74.96	266.62	1,000.00	733.38	26.66	50-1511
<b>1511 Interest On Investments</b>		<u>\$74.96</u>	<u>266.62</u>	<u>1,000.00</u>	<u>733.38</u>	<u>26.66</u>	* Source of Revenue
<b>Other Local Revenues</b>							
50-199900-1	OTHER LOCAL REVENUE	0.00	0.00	0.00	0.00	0.00	50-1999
<b>1999 Other Local Revenues</b>		<u>\$0.00</u>	<u>0.00</u>	<u>0.00</u>	<u>0.00</u>	<u>0.00</u>	* Source of Revenue
<b>50 I.M.R.F./Soc. Sec. Fund</b>		<u>\$74.96</u>	<u>\$194,745.90</u>	<u>\$381,800.00</u>	<u>\$187,054.10</u>	<u>51.01</u>	Fund

OS

# Revenue Report

Printed: 11/4/2013 2:48 PM

PUTNAM COUNTY CUSD #535

Report as of: 10/31/2013

**Capital Projects Fund or Fund Group 60**

Source of Revenue 1112 Bond and Interest Purposes Levy

Source of Revenue

Account	Description	M.T.D. Revenue	Y.T.D. Revenue	Revenue Budget	Budget Balance Revenue	% of Budget	State Account Number
<b>Bond and Interest Purposes Levy</b>							
60-111200-1	FIRST PRIOR CAP PROJ	0.00	0.00	0.00	0.00	0.00	60-1112
	<b>1112 Bond and Interest Purposes Levy</b>	<u>\$0.00</u>	<u>0.00</u>	<u>0.00</u>	<u>0.00</u>	<u>0.00</u>	* Source of Revenue
<b>Interest On Investments</b>							
60-151100-1	INTEREST-CAP PROJ	0.00	0.00	0.00	0.00	0.00	60-1511
	<b>1511 Interest On Investments</b>	<u>\$0.00</u>	<u>0.00</u>	<u>0.00</u>	<u>0.00</u>	<u>0.00</u>	* Source of Revenue
<b>Refund-Prior Yr Expenditu</b>							
60-195000-1	REFUND PRIOR YR EXP	0.00	0.00	0.00	0.00	0.00	60-1950
	<b>1950 Refund-Prior Yr Expenditu</b>	<u>\$0.00</u>	<u>0.00</u>	<u>0.00</u>	<u>0.00</u>	<u>0.00</u>	* Source of Revenue
<b>Other Local Revenues</b>							
60-199900-1	OTHER LOCAL REV CAP PROJ	0.00	0.00	0.00	0.00	0.00	60-1999
	<b>1999 Other Local Revenues</b>	<u>\$0.00</u>	<u>0.00</u>	<u>0.00</u>	<u>0.00</u>	<u>0.00</u>	* Source of Revenue
<b>Infrastructure Improv-Planning/Construction</b>							
60-392000-1	INFRA IMPROVE-PLAN/CONST	0.00	0.00	0.00	0.00	0.00	60-3920
	<b>3920 Infrastructure Improv-Planning/Construction</b>	<u>\$0.00</u>	<u>0.00</u>	<u>0.00</u>	<u>0.00</u>	<u>0.00</u>	* Source of Revenue
<b>Transfer from Other Funds for Capital Projects</b>							
60-780000-1	IEMA/CDB TRANSFER	0.00	0.00	0.00	0.00	0.00	60-7800
	<b>7800 Transfer from Other Funds for Capital Projects</b>	<u>\$0.00</u>	<u>0.00</u>	<u>0.00</u>	<u>0.00</u>	<u>0.00</u>	* Source of Revenue
	<b>60 Capital Projects Fund or Fund Group</b>	<u><u>\$0.00</u></u>	<u><u>\$0.00</u></u>	<u><u>\$0.00</u></u>	<u><u>\$0.00</u></u>	<u><u>0.00</u></u>	Fund

7 Infrastructure Improv-Planning/Construction

# Revenue Report

Printed: 11/4/2013 2:48 PM

PUTNAM COUNTY CUSD #535

Report as of: 10/31/2013

<b>Working Cash Fund 70</b>							
Source of Revenue		1112	Bond and Interest Purposes Levy				
Source of Revenue							
Account	Description	M.T.D. Revenue	Y.T.D. Revenue	Revenue Budget	Budget Balance Revenue	% of Budget	State Account Number
<b>Bond and Interest Purposes Levy</b>							
70-111200-1	FIRST PRIOR YR WRKG CASH	0.00	53,504.16	56,875.00	3,370.84	94.07	70-1112
	<b>1112 Bond and Interest Purposes Levy</b>	<u>\$0.00</u>	<u>53,504.16</u>	<u>56,875.00</u>	<u>3,370.84</u>	<u>94.07</u>	* Source of Revenue
<b>Interest On Investments</b>							
70-151100-1	WC-INT	711.11	2,380.96	13,000.00	10,619.04	18.32	70-1511
	<b>1511 Interest On Investments</b>	<u>\$711.11</u>	<u>2,380.96</u>	<u>13,000.00</u>	<u>10,619.04</u>	<u>18.32</u>	* Source of Revenue
<b>Sale Of Bonds</b>							
70-721000-1	PRINCIPAL ON BONDS SOLD	0.00	0.00	0.00	0.00	0.00	70-7210
	<b>7210 Sale Of Bonds</b>	<u>\$0.00</u>	<u>0.00</u>	<u>0.00</u>	<u>0.00</u>	<u>0.00</u>	* Source of Revenue
	<b>70 Working Cash Fund</b>	<u><u>\$711.11</u></u>	<u><u>\$55,885.12</u></u>	<u><u>\$69,875.00</u></u>	<u><u>\$13,989.88</u></u>	<u><u>79.98</u></u>	Fund

# Revenue Report

Printed: 11/4/2013 2:48 PM

PUTNAM COUNTY CUSD #535

Report as of: 10/31/2013

**Tort Immunity and Judgment Fund 80**

Source of Revenue 1112 Bond and Interest Purposes Levy

Source of Revenue

Account	Description	M.T.D. Revenue	Y.T.D. Revenue	Revenue Budget	Budget Balance Revenue	% of Budget	State Account Number
<b>Bond and Interest Purposes Levy</b>							
80-111200-1	FIRST PRIOR YEAR LEVY	0.00	180,884.07	191,783.00	10,898.93	94.32	80-1112
	<u>1112 Bond and Interest Purposes Levy</u>	<u>\$0.00</u>	<u>180,884.07</u>	<u>191,783.00</u>	<u>10,898.93</u>	<u>94.32</u>	* Source of Revenue
<b>Corp Pers Prop Repl Tax</b>							
80-123000-1	CORP PERS PROP REPLCMNT TAX	0.00	0.00	50,000.00	50,000.00	0.00	80-1230-1
	<u>1230 Corp Pers Prop Repl Tax</u>	<u>\$0.00</u>	<u>0.00</u>	<u>50,000.00</u>	<u>50,000.00</u>	<u>0.00</u>	* Source of Revenue
<b>Interest On Investments</b>							
80-151100-1	TORT-INTEREST	40.06	112.68	1,000.00	887.32	11.27	80-1511
	<u>1511 Interest On Investments</u>	<u>\$40.06</u>	<u>112.68</u>	<u>1,000.00</u>	<u>887.32</u>	<u>11.27</u>	* Source of Revenue
<b>Refund-Prior Yr Expenditu</b>							
80-195000-1	REFUND PRIOR YR EXP	0.00	0.00	0.00	0.00	0.00	80-1950
	<u>1950 Refund-Prior Yr Expenditu</u>	<u>\$0.00</u>	<u>0.00</u>	<u>0.00</u>	<u>0.00</u>	<u>0.00</u>	* Source of Revenue
<b>Other Local Revenues</b>							
80-199900-1	OTHER LOCAL REVENUE	1,257.37	1,257.37	0.00	(1,257.37)	0.00	80-1999
	<u>1999 Other Local Revenues</u>	<u>\$1,257.37</u>	<u>1,257.37</u>	<u>0.00</u>	<u>(1,257.37)</u>	<u>0.00</u>	* Source of Revenue
	<u>80 Tort Immunity and Judgment Fund</u>	<u>\$1,297.43</u>	<u>\$182,254.12</u>	<u>\$242,783.00</u>	<u>\$60,528.88</u>	<u>75.07</u>	Fund

60

# Revenue Report

Printed: 11/4/2013 2:48 PM

PUTNAM COUNTY CUSD #535

Report as of: 10/31/2013

Fire Prevention/Life Safety 90							
Source of Revenue		1112	Bond and Interest Purposes Levy				
Source of Revenue							
Account	Description	M.T.D. Revenue	Y.T.D. Revenue	Revenue Budget	Budget Balance Revenue	% of Budget	State Account Number
<b>Bond and Interest Purposes Levy</b>							
90-111200-1	FIRST PRIOR YEAR LEVY L/	0.00	53,504.16	56,875.00	3,370.84	94.07	90-1112
	<b>1112 Bond and Interest Purposes Levy</b>	\$0.00	53,504.16	56,875.00	3,370.84	94.07	* Source of Revenue
<b>Corp Pers Prop Repl Tax</b>							
90-123000-1	L/S CORP REPL TAX	0.00	0.00	0.00	0.00	0.00	90-1230
	<b>1230 Corp Pers Prop Repl Tax</b>	\$0.00	0.00	0.00	0.00	0.00	* Source of Revenue
<b>Interest On Investments</b>							
90-151100-1	LS-INT ON INVESTMENTS	134.47	528.80	2,000.00	1,471.20	26.44	90-1511
	<b>1511 Interest On Investments</b>	\$134.47	528.80	2,000.00	1,471.20	26.44	* Source of Revenue
<b>Other Local Revenues</b>							
90-199900-1	OTHER REVENUE	0.00	0.00	0.00	0.00	0.00	90-1999
	<b>1999 Other Local Revenues</b>	\$0.00	0.00	0.00	0.00	0.00	* Source of Revenue
<b>Permanent Transfer of Working Cash Fund Interest</b>							
90-712000-1	TRANSFER FROM W/C	0.00	0.00	0.00	0.00	0.00	90-7120
	<b>7120 Permanent Transfer of Working Cash Fund Interest</b>	\$0.00	0.00	0.00	0.00	0.00	* Source of Revenue
<b>Sale Of Bonds</b>							
90-721000-1	SALE OF BONDS	0.00	0.00	0.00	0.00	0.00	90-7210
	<b>7210 Sale Of Bonds</b>	\$0.00	0.00	0.00	0.00	0.00	* Source of Revenue
	<b>90 Fire Prevention/Life Safety</b>	\$134.47	\$54,032.96	\$58,875.00	\$4,842.04	91.78	Fund
<b>Report Total:</b>		<b>\$448,433.18</b>	<b>\$5,833,138.74</b>	<b>\$10,251,642.84</b>	<b>4,418,504.10</b>	<b>56.90</b>	

40

# Expenditure Report

Printed: 11/4/2013 3:09 PM

PUTNAM COUNTY CUSD #535

Report as of: 10/31/2013

**Education Fund 10**

Function	1000	Instruction
Function	1110	Elementary
Object	100	Salaries

Account	Description	M.T.D. Activity	Y.T.D. Activity	Open Encumb.	Current Budget	Budget Balance	% of Budget	State Account Number
100	Salaries	39,762.38	151,095.55	0.00	490,932.00	339,836.45	30.78	
200	Employee Benefits	11,326.06	34,574.04	0.00	130,000.00	95,425.96	26.60	
300	Purchased Services	2,189.86	3,604.23	0.00	19,526.00	15,921.77	18.46	
400	Supplies And Materials	1,651.36	6,665.58	596.53	11,300.00	4,037.89	64.27	
500	Capital Outlay	26,528.47	77,038.86	3,426.97	79,000.00	(1,465.83)	101.86	
<b>1110</b>	<b>Elementary</b>	<b>81,458.13</b>	<b>272,978.26</b>	<b>4,023.50</b>	<b>730,758.00</b>	<b>453,756.24</b>	<b>37.91</b>	** Function
100	Salaries	41,305.95	144,229.77	0.00	504,000.00	359,770.23	28.62	
200	Employee Benefits	11,059.74	31,475.31	0.00	129,000.00	97,524.69	24.40	
300	Purchased Services	431.88	1,944.69	0.00	8,000.00	6,055.31	24.31	
400	Supplies And Materials	609.38	8,698.41	760.01	17,600.00	8,141.58	53.74	
500	Capital Outlay	0.00	0.00	700.00	1,000.00	300.00	70.00	
<b>1111</b>	<b>Primary</b>	<b>53,406.95</b>	<b>186,348.18</b>	<b>1,460.01</b>	<b>659,600.00</b>	<b>471,791.81</b>	<b>28.47</b>	** Function
100	Salaries	41,302.14	154,001.49	0.00	516,000.00	361,998.51	29.85	
200	Employee Benefits	11,318.04	30,990.91	0.00	130,000.00	99,009.09	23.84	
300	Purchased Services	528.94	2,170.96	0.00	9,000.00	6,829.04	24.12	
400	Supplies And Materials	3,032.07	14,721.12	1,317.18	53,600.00	37,561.70	29.92	
500	Capital Outlay	0.00	759.97	0.00	1,000.00	240.03	76.00	
600	Other Objects	0.00	0.00	0.00	1,000.00	1,000.00	0.00	
<b>1112</b>	<b>Junior High</b>	<b>56,181.19</b>	<b>202,644.45</b>	<b>1,317.18</b>	<b>710,600.00</b>	<b>506,638.37</b>	<b>28.70</b>	** Function
100	Salaries	59,816.79	232,957.91	0.00	796,179.00	563,221.09	29.26	
200	Employee Benefits	16,786.03	55,875.70	0.00	236,000.00	180,124.30	23.68	
300	Purchased Services	1,186.45	3,345.23	0.00	9,900.00	6,554.77	33.79	
400	Supplies And Materials	4,866.46	33,632.14	12,361.72	104,050.00	58,056.14	44.20	
500	Capital Outlay	0.00	0.00	0.00	2,000.00	2,000.00	0.00	
600	Other Objects	0.00	0.00	0.00	1,500.00	1,500.00	0.00	
<b>1113</b>	<b>High School</b>	<b>82,655.73</b>	<b>325,810.98</b>	<b>12,361.72</b>	<b>1,149,629.00</b>	<b>811,456.30</b>	<b>29.42</b>	** Function
100	Salaries	0.00	0.00	0.00	0.00	0.00	0.00	
<b>1114</b>	<b>Reading Imp</b>	<b>0.00</b>	<b>0.00</b>	<b>0.00</b>	<b>0.00</b>	<b>0.00</b>	<b>0.00</b>	** Function
100	Salaries	10,362.00	40,774.00	0.00	129,000.00	88,226.00	31.61	
200	Employee Benefits	3,553.36	10,982.66	0.00	41,300.00	30,317.34	26.59	
300	Purchased Services	320.83	320.83	0.00	3,750.00	3,429.17	8.56	
400	Supplies And Materials	187.17	741.58	502.74	5,620.00	4,375.68	22.14	
500	Capital Outlay	0.00	0.00	0.00	1,000.00	1,000.00	0.00	

41

# Expenditure Report

Printed: 11/4/2013 3:09 PM

PUTNAM COUNTY CUSD #535

Report as of: 10/31/2013

## Education Fund 10

Function	1000	Instruction
Function	1115	MUSIC
Object	600	Other Objects

Account	Description	M.T.D. Activity	Y.T.D. Activity	Open Encumb.	Current Budget	Budget Balance	% of Budget	State Account Number
600	Other Objects	40.00	100.00	0.00	600.00	500.00	16.67	
<u>1115</u>	<u>MUSIC</u>	14,463.36	52,919.07	502.74	181,270.00	127,848.19	29.47	** Function
100	Salaries	0.00	0.00	0.00	0.00	0.00	0.00	
400	Supplies And Materials	0.00	0.00	7,000.00	6,000.00	(1,000.00)	116.67	
<u>1116</u>	<u>Accel Reader</u>	0.00	0.00	7,000.00	6,000.00	(1,000.00)	116.67	** Function
100	Salaries	10,731.37	41,213.88	0.00	135,500.00	94,286.12	30.42	
200	Employee Benefits	1,502.50	4,089.87	0.00	17,000.00	12,910.13	24.06	
300	Purchased Services	0.00	0.00	179.00	1,900.00	1,721.00	9.42	
400	Supplies And Materials	623.30	1,095.89	649.41	10,900.00	9,154.70	16.01	
500	Capital Outlay	0.00	0.00	0.00	0.00	0.00	0.00	
<u>1125</u>	<u>Pre-K Programs</u>	12,857.17	46,399.64	828.41	165,300.00	118,071.95	28.57	** Function
600	Other Objects	0.00	0.00	0.00	0.00	0.00	0.00	
<u>1203</u>	<u>Emh Handicapped lighted way</u>	0.00	0.00	0.00	0.00	0.00	0.00	** Function
100	Salaries	0.00	640.00	0.00	2,500.00	1,860.00	25.60	
200	Employee Benefits	0.00	(18.91)	0.00	325.00	343.91	-5.82	
300	Purchased Services	8,566.35	8,654.13	0.00	73,000.00	64,345.87	11.85	
400	Supplies And Materials	0.00	0.00	0.00	0.00	0.00	0.00	
<u>1204</u>	<u>Physically Hndcap Homebound</u>	8,566.35	9,275.22	0.00	75,825.00	66,549.78	12.23	** Function
300	Purchased Services	0.00	0.00	0.00	800.00	800.00	0.00	
<u>1206</u>	<u>Visually Impaired (Vi)</u>	0.00	0.00	0.00	800.00	800.00	0.00	** Function
300	Purchased Services	13.54	1,536.54	0.00	2,400.00	863.46	64.02	
400	Supplies And Materials	0.00	0.00	0.00	0.00	0.00	0.00	
<u>1207</u>	<u>Hard Of Hearing (Hh)</u>	13.54	1,536.54	0.00	2,400.00	863.46	64.02	** Function
100	Salaries	3,877.16	17,962.06	0.00	51,000.00	33,037.94	35.22	
200	Employee Benefits	1,170.86	3,834.99	0.00	13,500.00	9,665.01	28.41	
300	Purchased Services	0.00	19,550.67	0.00	42,500.00	22,949.33	46.00	
400	Supplies And Materials	0.00	0.00	0.00	650.00	650.00	0.00	
<u>1210</u>	<u>Speech &amp; Lang.Impaired</u>	5,048.02	41,347.72	0.00	107,650.00	66,302.28	38.41	** Function
100	Salaries	0.00	0.00	0.00	0.00	0.00	0.00	
200	Employee Benefits	0.00	0.00	0.00	0.00	0.00	0.00	
300	Purchased Services	0.00	0.00	0.00	0.00	0.00	0.00	
400	Supplies And Materials	0.00	0.00	0.00	0.00	0.00	0.00	
<u>1214</u>	<u>PRESCHOOL</u>	0.00	0.00	0.00	0.00	0.00	0.00	** Function

42

# Expenditure Report

Printed: 11/4/2013 3:09 PM

PUTNAM COUNTY CUSD #535

Report as of: 10/31/2013

Education Fund 10								
Function	1000	Instruction						
Function	1219	Pre Kind EARLY CHILDHOOD						
Object	100	Salaries						
Account	Description	M.T.D. Activity	Y.T.D. Activity	Open Encumb.	Current Budget	Budget Balance	% of Budget	State Account Number
100	Salaries	0.00	0.00	0.00	0.00	0.00	0.00	
200	Employee Benefits	0.00	0.00	0.00	0.00	0.00	0.00	
300	Purchased Services	0.00	0.00	0.00	0.00	0.00	0.00	
400	Supplies And Materials	0.00	0.00	0.00	0.00	0.00	0.00	
<b>1219</b>	<b>Pre Kind EARLY CHILDHOOD</b>	0.00	0.00	0.00	0.00	0.00	0.00	** Function
100	Salaries	67,614.71	240,130.54	0.00	795,000.00	554,869.46	30.21	
200	Employee Benefits	11,151.53	32,426.72	0.00	146,000.00	113,573.28	22.21	
300	Purchased Services	70.34	582.89	0.00	2,000.00	1,417.11	29.14	
400	Supplies And Materials	3,050.50	12,489.42	3,219.06	53,300.00	37,591.52	29.47	
500	Capital Outlay	0.00	0.00	0.00	0.00	0.00	0.00	
<b>1220</b>	<b>Cross-Categorical (Cc)</b>	81,887.08	285,629.57	3,219.06	996,300.00	707,451.37	28.99	** Function
100	Salaries	0.00	0.00	0.00	0.00	0.00	0.00	
200	Employee Benefits	0.00	0.00	0.00	0.00	0.00	0.00	
300	Purchased Services	0.00	0.00	0.00	0.00	0.00	0.00	
400	Supplies And Materials	0.00	0.00	0.00	0.00	0.00	0.00	
500	Capital Outlay	0.00	0.00	0.00	0.00	0.00	0.00	
<b>1222</b>	<b>MI</b>	0.00	0.00	0.00	0.00	0.00	0.00	** Function
100	Salaries	4,662.56	18,299.25	0.00	58,100.00	39,800.75	31.50	
200	Employee Benefits	1,048.46	3,359.68	0.00	11,900.00	8,540.32	28.23	
300	Purchased Services	0.00	0.00	0.00	0.00	0.00	0.00	
400	Supplies And Materials	0.00	479.97	0.00	1,220.00	740.03	39.34	
<b>1225</b>	<b>Special Education Programs Pre-K</b>	5,711.02	22,138.90	0.00	71,220.00	49,081.10	31.09	** Function
100	Salaries	4,335.72	28,591.30	0.00	66,500.00	37,908.70	42.99	
200	Employee Benefits	3,008.82	7,019.55	0.00	27,250.00	20,230.45	25.76	
300	Purchased Services	730.00	730.00	738.00	510.00	(958.00)	287.84	
400	Supplies And Materials	579.04	633.04	49.11	5,400.00	4,717.85	12.63	
500	Capital Outlay	2,274.00	6,822.00	0.00	9,180.00	2,358.00	74.31	
<b>1250</b>	<b>Remedial and Supplemental Programs K-12</b>	10,927.58	43,795.89	787.11	108,840.00	64,257.00	40.96	** Function
100	Salaries	2,966.24	11,439.46	0.00	36,500.00	25,060.54	31.34	
200	Employee Benefits	1,096.57	3,279.49	0.00	12,400.00	9,120.51	26.45	
300	Purchased Services	0.00	0.00	0.00	3,500.00	3,500.00	0.00	
400	Supplies And Materials	0.00	1,632.64	66.82	8,988.00	7,288.54	18.91	
500	Capital Outlay	0.00	0.00	0.00	0.00	0.00	0.00	

43

# Expenditure Report

Printed: 11/4/2013 3:09 PM

PUTNAM COUNTY CUSD #535

Report as of: 10/31/2013

Education Fund 10			
Function	1000	Instruction	
Function	1401	VOCATIONAL AG	
Object	600	Other Objects	

Account	Description	M.T.D. Activity	Y.T.D. Activity	Open Encumb.	Current Budget	Budget Balance	% of Budget	State Account Number
600	Other Objects	0.00	0.00	0.00	500.00	500.00	0.00	
<b>1401</b>	<b>VOCATIONAL AG</b>	4,062.81	16,351.59	66.82	61,888.00	45,469.59	26.53	** Function
100	Salaries	3,105.00	11,716.79	0.00	38,260.00	26,543.21	30.62	
200	Employee Benefits	1,570.68	5,148.62	0.00	17,800.00	12,651.38	28.92	
300	Purchased Services	0.00	0.00	0.00	0.00	0.00	0.00	
400	Supplies And Materials	0.00	203.10	1,309.00	5,662.00	4,149.90	26.71	
500	Capital Outlay	0.00	0.00	0.00	0.00	0.00	0.00	
<b>1402</b>	<b>INDUSTRIAL ARTS</b>	4,675.68	17,068.51	1,309.00	61,722.00	43,344.49	29.77	** Function
100	Salaries	4,712.40	9,424.80	0.00	48,200.00	38,775.20	19.55	
200	Employee Benefits	1,433.40	4,454.48	0.00	16,400.00	11,945.52	27.16	
300	Purchased Services	0.00	0.00	0.00	1,500.00	1,500.00	0.00	
400	Supplies And Materials	0.00	0.00	0.00	0.00	0.00	0.00	
500	Capital Outlay	0.00	0.00	0.00	0.00	0.00	0.00	
<b>1407</b>	<b>BUSINESS ED</b>	6,145.80	13,879.28	0.00	66,100.00	52,220.72	21.00	** Function
100	Salaries	2,737.36	9,790.90	0.00	33,000.00	23,209.10	29.67	
200	Employee Benefits	656.68	1,849.66	0.00	7,300.00	5,450.34	25.34	
300	Purchased Services	89.30	129.25	0.00	1,000.00	870.75	12.93	
400	Supplies And Materials	0.00	0.00	0.00	300.00	300.00	0.00	
<b>1459</b>	<b>CO-OP PROGRAM</b>	3,483.34	11,769.81	0.00	41,600.00	29,830.19	28.29	** Function
100	Salaries	11,705.11	33,096.48	0.00	130,650.00	97,553.52	25.33	
200	Employee Benefits	1,765.40	3,950.55	0.00	7,200.00	3,249.45	54.87	
300	Purchased Services	1,648.99	3,345.07	0.00	35,400.00	32,054.93	9.45	
400	Supplies And Materials	1,444.54	9,731.95	2,559.71	16,500.00	4,208.34	74.49	
500	Capital Outlay	1,999.80	7,097.46	21.00	13,500.00	6,381.54	52.73	
600	Other Objects	3,758.25	4,958.25	0.00	10,500.00	5,541.75	47.22	
<b>1501</b>	<b>ATHLETICS</b>	22,322.09	62,179.76	2,580.71	213,750.00	148,989.53	30.30	** Function
100	Salaries	0.00	0.00	0.00	0.00	0.00	0.00	
200	Employee Benefits	0.00	0.00	0.00	0.00	0.00	0.00	
300	Purchased Services	0.00	0.00	0.00	0.00	0.00	0.00	
400	Supplies And Materials	0.00	0.00	0.00	0.00	0.00	0.00	
500	Capital Outlay	0.00	0.00	0.00	0.00	0.00	0.00	
600	Other Objects	0.00	0.00	0.00	0.00	0.00	0.00	
<b>1502</b>	<b>Music</b>	0.00	0.00	0.00	0.00	0.00	0.00	** Function

44

# Expenditure Report

Printed: 11/4/2013 3:09 PM  
 PUTNAM COUNTY CUSD #535  
 Report as of: 10/31/2013

Education Fund 10								
Function	1000	Instruction						
Function	1540	EXTRA CURRICULAR						
Object	100	Salaries						
Account	Description	M.T.D. Activity	Y.T.D. Activity	Open Encumb.	Current Budget	Budget Balance	% of Budget	State Account Number
100	Salaries	1,469.11	6,803.75	0.00	32,000.00	25,196.25	21.26	
200	Employee Benefits	83.26	235.97	0.00	2,000.00	1,764.03	11.80	
300	Purchased Services	30.00	30.00	0.00	1,500.00	1,470.00	2.00	
400	Supplies And Materials	73.17	433.20	0.00	6,300.00	5,866.80	6.88	
600	Other Objects	0.00	0.00	0.00	50.00	50.00	0.00	
<b>1540</b>	<b>EXTRA CURRICULAR</b>	<b>1,655.54</b>	<b>7,502.92</b>	<b>0.00</b>	<b>41,850.00</b>	<b>34,347.08</b>	<b>17.93</b>	** Function
100	Salaries	0.00	8,330.56	0.00	21,000.00	12,669.44	39.67	
200	Employee Benefits	0.00	104.43	0.00	3,200.00	3,095.57	3.26	
300	Purchased Services	0.00	0.00	0.00	0.00	0.00	0.00	
400	Supplies And Materials	37.29	51.25	0.00	250.00	198.75	20.50	
<b>1600</b>	<b>Summer School</b>	<b>37.29</b>	<b>8,486.24</b>	<b>0.00</b>	<b>24,450.00</b>	<b>15,963.76</b>	<b>34.71</b>	** Function
400	Supplies And Materials	0.00	0.00	0.00	0.00	0.00	0.00	
<b>1650</b>	<b>Gifted Programs</b>	<b>0.00</b>	<b>0.00</b>	<b>0.00</b>	<b>0.00</b>	<b>0.00</b>	<b>0.00</b>	** Function
100	Salaries	494.66	6,112.86	0.00	11,600.00	5,487.14	52.70	
200	Employee Benefits	203.00	1,063.99	0.00	5,150.00	4,086.01	20.66	
300	Purchased Services	0.00	41.50	0.00	9,500.00	9,458.50	0.44	
400	Supplies And Materials	0.00	0.00	0.00	100.00	100.00	0.00	
<b>1700</b>	<b>Drivers Education Program</b>	<b>697.66</b>	<b>7,218.35</b>	<b>0.00</b>	<b>26,350.00</b>	<b>19,131.65</b>	<b>27.39</b>	** Function
100	Salaries	0.00	0.00	0.00	0.00	0.00	0.00	
300	Purchased Services	0.00	0.00	0.00	0.00	0.00	0.00	
400	Supplies And Materials	0.00	0.00	0.00	304.00	304.00	0.00	
500	Capital Outlay	0.00	0.00	0.00	0.00	0.00	0.00	
<b>1800</b>	<b>Bilingual Programs</b>	<b>0.00</b>	<b>0.00</b>	<b>0.00</b>	<b>304.00</b>	<b>304.00</b>	<b>0.00</b>	** Function
600	Other Objects	9,370.80	22,958.46	0.00	70,000.00	47,041.54	32.80	
<b>1912</b>	<b>Special Education Programs K-12 - Private Tuition</b>	<b>9,370.80</b>	<b>22,958.46</b>	<b>0.00</b>	<b>70,000.00</b>	<b>47,041.54</b>	<b>32.80</b>	** Function
<b>1000</b>	<b>Instruction</b>	<b>\$465,627.13</b>	<b>1,658,239.34</b>	<b>35,456.26</b>	<b>5,574,206.00</b>	<b>3,880,510.40</b>	<b>30.38</b>	* Function
100	Salaries	10,187.45	40,443.75	0.00	127,000.00	86,556.25	31.85	
200	Employee Benefits	2,526.37	7,247.79	0.00	39,500.00	32,252.21	18.35	
300	Purchased Services	55.46	85.07	0.00	1,500.00	1,414.93	5.67	
400	Supplies And Materials	60.00	60.00	0.00	1,170.00	1,110.00	5.13	
500	Capital Outlay	0.00	0.00	0.00	0.00	0.00	0.00	
600	Other Objects	0.00	0.00	0.00	200.00	200.00	0.00	
<b>2110</b>	<b>Attendance/Soc Wrk Serv</b>	<b>12,829.28</b>	<b>47,836.61</b>	<b>0.00</b>	<b>169,370.00</b>	<b>121,533.39</b>	<b>28.24</b>	** Function

45

# Expenditure Report

Printed: 11/4/2013 3:09 PM

PUTNAM COUNTY CUSD #535

Report as of: 10/31/2013

Education Fund 10								
Function	2000	Support Services						
Function	2120	Guidance Services						
Object	100	Salaries						
Account	Description	M.T.D. Activity	Y.T.D. Activity	Open Encumb.	Current Budget	Budget Balance	% of Budget	State Account Number
100	Salaries	5,166.76	20,403.18	0.00	62,100.00	41,696.82	32.86	
200	Employee Benefits	1,467.61	4,150.42	0.00	15,700.00	11,549.58	26.44	
300	Purchased Services	0.00	200.00	0.00	1,650.00	1,450.00	12.12	
400	Supplies And Materials	0.00	0.00	0.00	450.00	450.00	0.00	
500	Capital Outlay	0.00	0.00	0.00	0.00	0.00	0.00	
600	Other Objects	0.00	0.00	0.00	100.00	100.00	0.00	
<b>2120</b>	<b>Guidance Services</b>	<b>6,634.37</b>	<b>24,753.60</b>	<b>0.00</b>	<b>80,000.00</b>	<b>55,246.40</b>	<b>30.94</b>	** Function
100	Salaries	2,488.92	11,223.39	0.00	30,500.00	19,276.61	36.80	
200	Employee Benefits	757.40	2,968.22	0.00	9,500.00	6,531.78	31.24	
300	Purchased Services	132.87	265.17	0.00	1,600.00	1,334.83	16.57	
400	Supplies And Materials	263.00	571.49	190.75	1,350.00	587.76	56.46	
<b>2134</b>	<b>Nurse Services</b>	<b>3,642.19</b>	<b>15,028.27</b>	<b>190.75</b>	<b>42,950.00</b>	<b>27,730.98</b>	<b>35.43</b>	** Function
100	Salaries	2,347.35	13,835.36	0.00	45,000.00	31,164.64	30.75	
200	Employee Benefits	280.97	1,095.12	0.00	3,500.00	2,404.88	31.29	
300	Purchased Services	147.58	278.24	0.00	2,650.00	2,371.76	10.50	
400	Supplies And Materials	0.00	49.97	269.20	1,800.00	1,480.83	17.73	
500	Capital Outlay	0.00	0.00	0.00	0.00	0.00	0.00	
600	Other Objects	0.00	0.00	0.00	0.00	0.00	0.00	
<b>2140</b>	<b>Psychological Services</b>	<b>2,775.90</b>	<b>15,258.69</b>	<b>269.20</b>	<b>52,950.00</b>	<b>37,422.11</b>	<b>29.33</b>	** Function
300	Purchased Services	405.90	1,702.41	0.00	8,000.00	6,297.59	21.28	
400	Supplies And Materials	0.00	0.00	0.00	0.00	0.00	0.00	
500	Capital Outlay	0.00	0.00	0.00	0.00	0.00	0.00	
<b>2190</b>	<b>Other Support Svs Pupils</b>	<b>405.90</b>	<b>1,702.41</b>	<b>0.00</b>	<b>8,000.00</b>	<b>6,297.59</b>	<b>21.28</b>	** Function
300	Purchased Services	0.00	0.00	0.00	0.00	0.00	0.00	
400	Supplies And Materials	0.00	0.00	0.00	1,000.00	1,000.00	0.00	
600	Other Objects	0.00	0.00	0.00	0.00	0.00	0.00	
<b>2191</b>	<b>OTHER SUPPORT</b>	<b>0.00</b>	<b>0.00</b>	<b>0.00</b>	<b>1,000.00</b>	<b>1,000.00</b>	<b>0.00</b>	** Function
300	Purchased Services	0.00	0.00	0.00	0.00	0.00	0.00	
<b>2192</b>	<b>TITLE V CHART COUNTS</b>	<b>0.00</b>	<b>0.00</b>	<b>0.00</b>	<b>0.00</b>	<b>0.00</b>	<b>0.00</b>	** Function
100	Salaries	0.00	0.00	0.00	0.00	0.00	0.00	
200	Employee Benefits	0.00	0.00	0.00	0.00	0.00	0.00	
300	Purchased Services	0.00	0.00	0.00	0.00	0.00	0.00	
400	Supplies And Materials	0.00	0.00	0.00	0.00	0.00	0.00	

46

# Expenditure Report

Printed: 11/4/2013 3:09 PM

PUTNAM COUNTY CUSD #535

Report as of: 10/31/2013

## Education Fund 10

Function	2000	Support Services
Function	2193	Title IV
Object	400	Supplies And Materials

Account	Description	M.T.D. Activity	Y.T.D. Activity	Open Encumb.	Current Budget	Budget Balance	% of Budget	State Account Number
<u>2193</u>	<u>Title IV</u>	0.00	0.00	0.00	0.00	0.00	0.00	** Function
100	Salaries	1,445.20	20,085.20	0.00	45,000.00	24,914.80	44.63	
200	Employee Benefits	326.22	548.93	0.00	5,800.00	5,251.07	9.46	
300	Purchased Services	0.00	2,550.00	0.00	27,600.00	25,050.00	9.24	
400	Supplies And Materials	755.59	8,332.97	127.15	24,500.00	16,039.88	34.53	
<u>2210</u>	<u>EPIC</u>	2,527.01	31,517.10	127.15	102,900.00	71,255.75	30.75	** Function
100	Salaries	0.00	0.00	0.00	0.00	0.00	0.00	
200	Employee Benefits	0.00	0.00	0.00	0.00	0.00	0.00	
300	Purchased Services	0.00	0.00	0.00	0.00	0.00	0.00	
400	Supplies And Materials	0.00	0.00	0.00	0.00	0.00	0.00	
<u>2215</u>	<u>TITLE II CLASS REDUCTION</u>	0.00	0.00	0.00	0.00	0.00	0.00	** Function
300	Purchased Services	0.00	0.00	0.00	0.00	0.00	0.00	
400	Supplies And Materials	0.00	0.00	0.00	0.00	0.00	0.00	
500	Capital Outlay	0.00	0.00	0.00	0.00	0.00	0.00	
<u>2218</u>	<u>Quality Assurance</u>	0.00	0.00	0.00	0.00	0.00	0.00	** Function
200	Employee Benefits	0.00	0.00	0.00	0.00	0.00	0.00	
300	Purchased Services	0.00	0.00	0.00	0.00	0.00	0.00	
<u>2219</u>	<u>BLOCK GRANT</u>	0.00	0.00	0.00	0.00	0.00	0.00	** Function
100	Salaries	10,611.68	43,130.58	0.00	132,000.00	88,869.42	32.67	
200	Employee Benefits	1,239.30	3,572.73	0.00	13,800.00	10,227.27	25.89	
300	Purchased Services	30.17	30.17	0.00	3,600.00	3,569.83	0.84	
400	Supplies And Materials	1,408.66	4,904.94	1,987.08	14,690.00	7,797.98	46.92	
500	Capital Outlay	0.00	0.00	0.00	0.00	0.00	0.00	
<u>2220</u>	<u>MEDIA PROGRAM</u>	13,289.81	51,638.42	1,987.08	164,090.00	110,464.50	32.68	** Function
100	Salaries	3,652.18	18,549.71	0.00	52,000.00	33,450.29	35.67	
200	Employee Benefits	1,131.02	13,413.63	0.00	23,700.00	10,286.37	56.60	
300	Purchased Services	1,927.69	10,939.76	0.00	53,500.00	42,560.24	20.45	
400	Supplies And Materials	1,540.62	2,451.72	336.91	2,700.00	(88.63)	103.28	
<u>2226</u>	<u>TECHNOLOGY</u>	8,251.51	45,354.82	336.91	131,900.00	86,208.27	34.64	** Function
100	Salaries	0.00	0.00	0.00	0.00	0.00	0.00	
200	Employee Benefits	0.00	0.00	0.00	0.00	0.00	0.00	
300	Purchased Services	0.00	0.00	0.00	0.00	0.00	0.00	
<u>2230</u>	<u>Assessment/Testing</u>	0.00	0.00	0.00	0.00	0.00	0.00	** Function

47

# Expenditure Report

Printed: 11/4/2013 3:09 PM

PUTNAM COUNTY CUSD #535

Report as of: 10/31/2013

## Education Fund 10

Function	2000	Support Services
Function	2310	Brd Ed Services
Object	100	Salaries

Account	Description	M.T.D. Activity	Y.T.D. Activity	Open Encumb.	Current Budget	Budget Balance	% of Budget	State Account Number
100	Salaries	242.20	3,656.10	0.00	5,650.00	1,993.90	64.71	
200	Employee Benefits	0.00	66.01	0.00	0.00	(66.01)	0.00	
300	Purchased Services	702.00	9,391.50	0.00	48,200.00	38,808.50	19.48	
400	Supplies And Materials	8,272.94	16,504.51	1,384.26	37,300.00	19,411.23	47.96	
500	Capital Outlay	0.00	0.00	0.00	0.00	0.00	0.00	
600	Other Objects	1,461.57	9,779.37	0.00	25,000.00	15,220.63	39.12	
<b>2310</b>	<b>Brd Ed Services</b>	<b>10,678.71</b>	<b>39,397.49</b>	<b>1,384.26</b>	<b>116,150.00</b>	<b>75,368.25</b>	<b>35.11</b>	** Function
100	Salaries	8,023.62	32,094.48	0.00	90,783.42	58,688.94	35.35	
200	Employee Benefits	2,223.02	8,836.75	0.00	30,200.00	21,363.25	29.26	
300	Purchased Services	911.44	3,413.37	0.00	11,900.00	8,486.63	28.68	
400	Supplies And Materials	1,535.68	3,655.98	33.97	7,200.00	3,510.05	51.25	
500	Capital Outlay	0.00	0.00	0.00	1,500.00	1,500.00	0.00	
600	Other Objects	20.00	911.77	0.00	900.00	(11.77)	101.31	
<b>2320</b>	<b>Executive Adm. Serv</b>	<b>12,713.76</b>	<b>48,912.35</b>	<b>33.97</b>	<b>142,483.42</b>	<b>93,537.10</b>	<b>34.35</b>	** Function
100	Salaries	35,401.86	143,219.84	0.00	433,000.00	289,780.16	33.08	
200	Employee Benefits	12,365.12	48,253.11	0.00	149,000.00	100,746.89	32.38	
300	Purchased Services	433.13	2,346.15	0.00	9,200.00	6,853.85	25.50	
400	Supplies And Materials	802.33	2,985.00	480.45	12,420.00	8,954.55	27.90	
500	Capital Outlay	0.00	0.00	0.00	1,000.00	1,000.00	0.00	
600	Other Objects	335.00	1,380.00	0.00	2,300.00	920.00	60.00	
<b>2410</b>	<b>Office Of Principal Serv</b>	<b>49,337.44</b>	<b>198,184.10</b>	<b>480.45</b>	<b>606,920.00</b>	<b>408,255.45</b>	<b>32.73</b>	** Function
100	Salaries	0.00	0.00	0.00	0.00	0.00	0.00	
200	Employee Benefits	0.00	0.00	0.00	0.00	0.00	0.00	
300	Purchased Services	0.00	0.00	0.00	0.00	0.00	0.00	
400	Supplies And Materials	0.00	0.00	0.00	0.00	0.00	0.00	
500	Capital Outlay	0.00	0.00	0.00	0.00	0.00	0.00	
600	Other Objects	0.00	0.00	0.00	0.00	0.00	0.00	
<b>2510</b>	<b>Dirctn Business Suppt Ser</b>	<b>0.00</b>	<b>0.00</b>	<b>0.00</b>	<b>0.00</b>	<b>0.00</b>	<b>0.00</b>	** Function
100	Salaries	7,274.64	29,559.36	0.00	88,000.00	58,440.64	33.59	
200	Employee Benefits	570.83	2,433.79	0.00	6,900.00	4,466.21	35.27	
300	Purchased Services	0.00	0.00	0.00	2,700.00	2,700.00	0.00	
400	Supplies And Materials	0.00	0.00	0.00	0.00	0.00	0.00	
500	Capital Outlay	0.00	0.00	0.00	0.00	0.00	0.00	
600	Other Objects	0.00	0.00	0.00	450.00	450.00	0.00	

48

# Expenditure Report

Printed: 11/4/2013 3:09 PM

PUTNAM COUNTY CUSD #535

Report as of: 10/31/2013

Education Fund 10								
Function	2000	Support Services						
Function	2520	Fiscal Services						
Object	600	Other Objects						
Account	Description	M.T.D. Activity	Y.T.D. Activity	Open Encumb.	Current Budget	Budget Balance	% of Budget	State Account Number
<b>2520</b>	<b>Fiscal Services</b>	7,845.47	31,993.15	0.00	98,050.00	66,056.85	32.63	** Function
100	Salaries	12,906.03	47,279.26	0.00	148,851.00	101,571.74	31.76	
200	Employee Benefits	0.00	0.50	0.00	25.00	24.50	2.00	
300	Purchased Services	0.00	224.81	0.00	2,400.00	2,175.19	9.37	
400	Supplies And Materials	30,998.85	54,260.41	93.95	244,500.00	190,145.64	22.23	
500	Capital Outlay	0.00	0.00	0.00	4,000.00	4,000.00	0.00	
600	Other Objects	0.00	17.75	0.00	400.00	382.25	4.44	
<b>2560</b>	<b>Food Services</b>	43,904.88	101,782.73	93.95	400,176.00	298,299.32	25.46	** Function
300	Purchased Services	785.00	1,738.75	0.00	6,200.00	4,461.25	28.04	
<b>2630</b>	<b>Information Services</b>	785.00	1,738.75	0.00	6,200.00	4,461.25	28.04	** Function
300	Purchased Services	0.00	0.00	0.00	5,000.00	5,000.00	0.00	
400	Supplies And Materials	0.00	0.00	0.00	14,600.00	14,600.00	0.00	
<b>2660</b>	<b>DATA PROCESSING</b>	0.00	0.00	0.00	19,600.00	19,600.00	0.00	** Function
<b>2000</b>	<b>Support Services</b>	\$175,621.23	655,098.49	4,903.72	2,142,739.42	1,482,737.21	30.80	* Function
600	Other Objects	0.00	7,725.47	0.00	12,000.00	4,274.53	64.38	
<b>4120</b>	<b>Payments Sp Ed Programs</b>	0.00	7,725.47	0.00	12,000.00	4,274.53	64.38	** Function
600	Other Objects	2,593.49	16,093.49	0.00	30,000.00	13,906.51	53.64	
<b>4140</b>	<b>Payments for CTE Programs</b>	2,593.49	16,093.49	0.00	30,000.00	13,906.51	53.64	** Function
300	Purchased Services	0.00	0.00	0.00	0.00	0.00	0.00	
600	Other Objects	0.00	0.00	0.00	10,000.00	10,000.00	0.00	
<b>4190</b>	<b>Other Pymnts Gov In State</b>	0.00	0.00	0.00	10,000.00	10,000.00	0.00	** Function
600	Other Objects	0.00	0.00	0.00	4,000.00	4,000.00	0.00	
<b>4210</b>	<b>Payments for Regular Programs - Tuition</b>	0.00	0.00	0.00	4,000.00	4,000.00	0.00	** Function
600	Other Objects	4,372.48	33,656.48	0.00	170,000.00	136,343.52	19.80	
<b>4220</b>	<b>Payments for Special Education Programs - Tuition</b>	4,372.48	33,656.48	0.00	170,000.00	136,343.52	19.80	** Function
600	Other Objects	0.00	0.00	0.00	0.00	0.00	0.00	
<b>4240</b>	<b>Payments for CTE Programs - Tuition</b>	0.00	0.00	0.00	0.00	0.00	0.00	** Function
<b>4000</b>	<b>Nonprogrammed Charges</b>	\$6,965.97	57,475.44	0.00	226,000.00	168,524.56	25.43	* Function
600	Other Objects	0.00	0.00	0.00	10,000.00	10,000.00	0.00	
<b>6000</b>	<b>Provision For Contingencs</b>	0.00	0.00	0.00	10,000.00	10,000.00	0.00	** Function
<b>6000</b>	<b>Provision For Contingencs</b>	\$0.00	0.00	0.00	10,000.00	10,000.00	0.00	* Function
600	Other Objects	0.00	0.00	0.00	0.00	0.00	0.00	

69

# Expenditure Report

Printed: 11/4/2013 3:09 PM

PUTNAM COUNTY CUSD #535

Report as of: 10/31/2013

Education Fund 10								
Function	8000	Other Financing Uses						
Function	8130	Prmt Trns From Ed Fund						
Object	600	Other Objects						
Account	Description	M.T.D. Activity	Y.T.D. Activity	Open Encumb.	Current Budget	Budget Balance	% of Budget	State Account Number
<u>8130</u>	<u>Prmt Trns From Ed Fund</u>	0.00	0.00	0.00	0.00	0.00	0.00	** Function
<u>8000</u>	<u>Other Financing Uses</u>	\$0.00	0.00	0.00	0.00	0.00	0.00	* Function
<u>10</u>	<u>Education Fund</u>	\$648,214.33	\$2,370,813.27	\$40,359.98	\$7,952,945.42	\$5,541,772.17	30.32	Fund

50

# Expenditure Report

Printed: 11/4/2013 3:09 PM

PUTNAM COUNTY CUSD #535

Report as of: 10/31/2013

**Oper, Build, & Maint Fund 20**

Function	2000	Support Services
Function	2530	Function 2530
Object	500	Capital Outlay

Account	Description	M.T.D. Activity	Y.T.D. Activity	Open Encumb.	Current Budget	Budget Balance	% of Budget	State Account Number
500	Capital Outlay	0.00	0.00	0.00	0.00	0.00	0.00	
<u>2530</u>	<u>Function 2530</u>	0.00	0.00	0.00	0.00	0.00	0.00	** Function
100	Salaries	22,063.97	114,881.42	0.00	309,000.00	194,118.58	37.18	
200	Employee Benefits	2,482.06	9,688.90	0.00	30,650.00	20,961.10	31.61	
300	Purchased Services	17,903.51	55,006.54	0.00	157,400.00	102,393.46	34.95	
400	Supplies And Materials	19,346.30	79,448.53	0.00	310,000.00	230,551.47	25.63	
500	Capital Outlay	0.00	59,557.51	0.00	95,000.00	35,442.49	62.69	
<u>2542</u>	<u>Care &amp; Upkeep Bldg Serv</u>	61,795.84	318,582.90	0.00	902,050.00	583,467.10	35.32	** Function
100	Salaries	0.00	0.00	0.00	0.00	0.00	0.00	
300	Purchased Services	0.00	22,989.39	0.00	40,000.00	17,010.61	57.47	
400	Supplies And Materials	236.74	5,518.64	0.00	10,000.00	4,481.36	55.19	
500	Capital Outlay	0.00	1,199.00	0.00	22,500.00	21,301.00	5.33	
600	Other Objects	0.00	0.00	0.00	50.00	50.00	0.00	
<u>2543</u>	<u>Care Upkeep Grnds Serv</u>	236.74	29,707.03	0.00	72,550.00	42,842.97	40.95	** Function
<u>2000</u>	<u>Support Services</u>	\$62,032.58	348,289.93	0.00	974,600.00	626,310.07	35.74	* Function
600	Other Objects	0.00	0.00	0.00	0.00	0.00	0.00	
<u>6000</u>	<u>Provision For Contingencs</u>	0.00	0.00	0.00	0.00	0.00	0.00	** Function
<u>6000</u>	<u>Provision For Contingencs</u>	\$0.00	0.00	0.00	0.00	0.00	0.00	* Function
500	Capital Outlay	0.00	0.00	0.00	0.00	0.00	0.00	
<u>8800</u>	<u>Function 8800</u>	0.00	0.00	0.00	0.00	0.00	0.00	** Function
<u>8000</u>	<u>Other Financing Uses</u>	\$0.00	0.00	0.00	0.00	0.00	0.00	* Function
<u>20</u>	<u>Oper, Build, &amp; Maint Fund</u>	\$62,032.58	\$348,289.93	\$0.00	\$974,600.00	\$626,310.07	35.74	Fund

51

# Expenditure Report

Printed: 11/4/2013 3:09 PM

PUTNAM COUNTY CUSD #535

Report as of: 10/31/2013

Debt Service Fund or Fund Group 30								
Function	5000	Debt Services						
Function	5140	State Aid Anticipation Certificates						
Object	600	Other Objects						
Account	Description	M.T.D. Activity	Y.T.D. Activity	Open Encumb.	Current Budget	Budget Balance	% of Budget	State Account Number
600	Other Objects	0.00	0.00	0.00	0.00	0.00	0.00	
<u>5140</u>	<u>State Aid Anticipation Certificates</u>	0.00	0.00	0.00	0.00	0.00	0.00	** Function
600	Other Objects	0.00	0.00	0.00	0.00	0.00	0.00	
<u>5200</u>	<u>Debt Service - Interest on Long-Term Debt</u>	0.00	0.00	0.00	0.00	0.00	0.00	** Function
<u>5000</u>	<u>Debt Services</u>	\$0.00	0.00	0.00	0.00	0.00	0.00	* Function
600	Other Objects	0.00	0.00	0.00	0.00	0.00	0.00	
<u>8140</u>	<u>Prmt Transf Of Interest</u>	0.00	0.00	0.00	0.00	0.00	0.00	** Function
<u>8000</u>	<u>Other Financing Uses</u>	\$0.00	0.00	0.00	0.00	0.00	0.00	* Function
<u>30</u>	<u>Debt Service Fund or Fund Group</u>	\$0.00	\$0.00	\$0.00	\$0.00	\$0.00	0.00	Fund

52

# Expenditure Report

Printed: 11/4/2013 3:09 PM

PUTNAM COUNTY CUSD #535

Report as of: 10/31/2013

Transportation Fund 40			
Function	2000	Support Services	
Function	2550	Pupil Transportation Ser	
Object	100	Salaries	

Account	Description	M.T.D. Activity	Y.T.D. Activity	Open Encumb.	Current Budget	Budget Balance	% of Budget	State Account Number
100	Salaries	2,865.80	5,756.01	0.00	26,158.91	20,402.90	22.00	
200	Employee Benefits	837.29	1,985.83	0.00	2,250.00	264.17	88.26	
300	Purchased Services	90,876.17	166,310.26	0.00	770,600.00	604,289.74	21.58	
400	Supplies And Materials	727.85	727.85	0.00	6,500.00	5,772.15	11.20	
500	Capital Outlay	0.00	0.00	0.00	0.00	0.00	0.00	
<u>2550</u>	<u>Pupil Transportation Ser</u>	<u>95,307.11</u>	<u>174,779.95</u>	<u>0.00</u>	<u>805,508.91</u>	<u>630,728.96</u>	<u>21.70</u>	** Function
<u>2000</u>	<u>Support Services</u>	<u>\$95,307.11</u>	<u>174,779.95</u>	<u>0.00</u>	<u>805,508.91</u>	<u>630,728.96</u>	<u>21.70</u>	* Function
600	Other Objects	0.00	0.00	0.00	0.00	0.00	0.00	
<u>6000</u>	<u>Provision For Contingences</u>	<u>0.00</u>	<u>0.00</u>	<u>0.00</u>	<u>0.00</u>	<u>0.00</u>	<u>0.00</u>	** Function
<u>6000</u>	<u>Provision For Contingences</u>	<u>\$0.00</u>	<u>0.00</u>	<u>0.00</u>	<u>0.00</u>	<u>0.00</u>	<u>0.00</u>	* Function
600	Other Objects	0.00	0.00	0.00	0.00	0.00	0.00	
<u>8140</u>	<u>Prmt Transf Of Interest</u>	<u>0.00</u>	<u>0.00</u>	<u>0.00</u>	<u>0.00</u>	<u>0.00</u>	<u>0.00</u>	** Function
<u>8000</u>	<u>Other Financing Uses</u>	<u>\$0.00</u>	<u>0.00</u>	<u>0.00</u>	<u>0.00</u>	<u>0.00</u>	<u>0.00</u>	* Function
<u>40</u>	<u>Transportation Fund</u>	<u>\$95,307.11</u>	<u>\$174,779.95</u>	<u>\$0.00</u>	<u>\$805,508.91</u>	<u>\$630,728.96</u>	<u>21.70</u>	Fund

53

# Expenditure Report

Printed: 11/4/2013 3:09 PM

PUTNAM COUNTY CUSD #535

Report as of: 10/31/2013

**I.M.R.F./Soc. Sec. Fund 50**

Function	1000	Instruction
Function	1110	Elementary
Object	200	Employee Benefits

54

Account	Description	M.T.D. Activity	Y.T.D. Activity	Open Encumb.	Current Budget	Budget Balance	% of Budget	State Account Number
200	Employee Benefits	882.95	3,972.21	0.00	11,975.00	8,002.79	33.17	
<u>1110</u>	<u>Elementary</u>	882.95	3,972.21	0.00	11,975.00	8,002.79	33.17	** Function
200	Employee Benefits	542.74	1,859.62	0.00	7,200.00	5,340.38	25.83	
<u>1111</u>	<u>Primary</u>	542.74	1,859.62	0.00	7,200.00	5,340.38	25.83	** Function
200	Employee Benefits	578.10	2,226.71	0.00	7,300.00	5,073.29	30.50	
<u>1112</u>	<u>Junior High</u>	578.10	2,226.71	0.00	7,300.00	5,073.29	30.50	** Function
200	Employee Benefits	866.69	3,348.82	0.00	13,795.00	10,446.18	24.28	
<u>1113</u>	<u>High School</u>	866.69	3,348.82	0.00	13,795.00	10,446.18	24.28	** Function
200	Employee Benefits	0.00	0.00	0.00	0.00	0.00	0.00	
<u>1114</u>	<u>Reading Imp</u>	0.00	0.00	0.00	0.00	0.00	0.00	** Function
200	Employee Benefits	139.37	551.11	0.00	2,000.00	1,448.89	27.56	
<u>1115</u>	<u>MUSIC</u>	139.37	551.11	0.00	2,000.00	1,448.89	27.56	** Function
200	Employee Benefits	0.00	0.00	0.00	0.00	0.00	0.00	
<u>1120</u>	<u>Middle-Junior High</u>	0.00	0.00	0.00	0.00	0.00	0.00	** Function
200	Employee Benefits	867.98	3,472.27	0.00	14,300.00	10,827.73	24.28	
<u>1125</u>	<u>Pre-K Programs</u>	867.98	3,472.27	0.00	14,300.00	10,827.73	24.28	** Function
200	Employee Benefits	0.00	0.00	0.00	0.00	0.00	0.00	
<u>1130</u>	<u>High School</u>	0.00	0.00	0.00	0.00	0.00	0.00	** Function
200	Employee Benefits	0.00	9.03	0.00	75.00	65.97	12.04	
<u>1204</u>	<u>Physically Hndcap Homebound</u>	0.00	9.03	0.00	75.00	65.97	12.04	** Function
200	Employee Benefits	0.00	0.00	0.00	0.00	0.00	0.00	
<u>1207</u>	<u>Hard Of Hearing (Hh)</u>	0.00	0.00	0.00	0.00	0.00	0.00	** Function
200	Employee Benefits	55.10	256.37	0.00	1,800.00	1,543.63	14.24	
<u>1210</u>	<u>Speech &amp; Lang. Impaired</u>	55.10	256.37	0.00	1,800.00	1,543.63	14.24	** Function
200	Employee Benefits	0.00	0.00	0.00	0.00	0.00	0.00	
<u>1214</u>	<u>PRE SCHOOL</u>	0.00	0.00	0.00	0.00	0.00	0.00	** Function
200	Employee Benefits	0.00	0.00	0.00	0.00	0.00	0.00	
<u>1219</u>	<u>Pre Kind EARLY CHILDHOOD</u>	0.00	0.00	0.00	0.00	0.00	0.00	** Function
200	Employee Benefits	5,460.03	17,786.76	0.00	69,500.00	51,713.24	25.59	
<u>1220</u>	<u>Cross-Categorical (Cc)</u>	5,460.03	17,786.76	0.00	69,500.00	51,713.24	25.59	** Function
200	Employee Benefits	0.00	0.00	0.00	0.00	0.00	0.00	
<u>1222</u>	<u>MI</u>	0.00	0.00	0.00	0.00	0.00	0.00	** Function

# Expenditure Report

Printed: 11/4/2013 3:09 PM

PUTNAM COUNTY CUSD #535

Report as of: 10/31/2013

I.M.R.F./Soc. Sec. Fund 50								
Function	1000	Instruction						
Function	1225	Special Education Programs Pre-K						
Object	200	Employee Benefits						
Account	Description	M.T.D. Activity	Y.T.D. Activity	Open Encumb.	Current Budget	Budget Balance	% of Budget	State Account Number
200	Employee Benefits	316.09	1,286.74	0.00	4,350.00	3,063.26	29.58	
<u>1225</u>	<u>Special Education Programs Pre-K</u>	316.09	1,286.74	0.00	4,350.00	3,063.26	29.58	** Function
200	Employee Benefits	96.01	597.32	0.00	3,732.00	3,134.68	16.01	
<u>1250</u>	<u>Remedial and Supplemental Programs K-12</u>	96.01	597.32	0.00	3,732.00	3,134.68	16.01	** Function
200	Employee Benefits	42.09	178.13	0.00	650.00	471.87	27.40	
<u>1401</u>	<u>VOCACTIONAL AG</u>	42.09	178.13	0.00	650.00	471.87	27.40	** Function
200	Employee Benefits	32.82	139.50	0.00	700.00	560.50	19.93	
<u>1402</u>	<u>INDUSTRIAL ARTS</u>	32.82	139.50	0.00	700.00	560.50	19.93	** Function
200	Employee Benefits	61.38	122.33	0.00	750.00	627.67	16.31	
<u>1407</u>	<u>BUSINESS ED</u>	61.38	122.33	0.00	750.00	627.67	16.31	** Function
200	Employee Benefits	0.00	0.00	0.00	0.00	0.00	0.00	
<u>1415</u>	<u>IVCC TECH PREP</u>	0.00	0.00	0.00	0.00	0.00	0.00	** Function
200	Employee Benefits	23.72	23.72	0.00	275.00	251.28	8.63	
<u>1459</u>	<u>CO-OP PROGRAM</u>	23.72	23.72	0.00	275.00	251.28	8.63	** Function
200	Employee Benefits	312.87	902.46	0.00	6,950.00	6,047.54	12.99	
<u>1501</u>	<u>ATHLETICS</u>	312.87	902.46	0.00	6,950.00	6,047.54	12.99	** Function
200	Employee Benefits	0.00	0.00	0.00	0.00	0.00	0.00	
<u>1502</u>	<u>Music</u>	0.00	0.00	0.00	0.00	0.00	0.00	** Function
200	Employee Benefits	19.18	87.47	0.00	900.00	812.53	9.72	
<u>1540</u>	<u>EXTRA CURRICULAR</u>	19.18	87.47	0.00	900.00	812.53	9.72	** Function
200	Employee Benefits	0.00	320.47	0.00	350.00	29.53	91.56	
<u>1600</u>	<u>Summer School</u>	0.00	320.47	0.00	350.00	29.53	91.56	** Function
200	Employee Benefits	0.00	0.00	0.00	0.00	0.00	0.00	
<u>1650</u>	<u>Gifted Programs</u>	0.00	0.00	0.00	0.00	0.00	0.00	** Function
200	Employee Benefits	7.16	111.69	0.00	500.00	388.31	22.34	
<u>1700</u>	<u>Drivers Education Program</u>	7.16	111.69	0.00	500.00	388.31	22.34	** Function
200	Employee Benefits	0.00	0.00	0.00	0.00	0.00	0.00	
<u>1800</u>	<u>Bilingual Programs</u>	0.00	0.00	0.00	0.00	0.00	0.00	** Function
<u>1000</u>	<u>Instruction</u>	\$10,304.28	37,252.73	0.00	147,102.00	109,849.27	25.32	* Function
200	Employee Benefits	331.46	1,378.48	0.00	4,950.00	3,571.52	27.85	
<u>2110</u>	<u>Attendance/Soc Wrk Serv</u>	331.46	1,378.48	0.00	4,950.00	3,571.52	27.85	** Function
200	Employee Benefits	73.40	289.84	0.00	1,000.00	710.16	28.98	

55

# Expenditure Report

Printed: 11/4/2013 3:09 PM

PUTNAM COUNTY CUSD #535

Report as of: 10/31/2013

**I.M.R.F./Soc. Sec. Fund 50**

Function	2000	Support Services
Function	2120	Guidance Services
Object	200	Employee Benefits

56

Account	Description	M.T.D. Activity	Y.T.D. Activity	Open Encumb.	Current Budget	Budget Balance	% of Budget	State Account Number
<u>2120</u>	<u>Guidance Services</u>	73.40	289.84	0.00	1,000.00	710.16	28.98	** Function
200	Employee Benefits	627.84	2,243.42	0.00	7,400.00	5,156.58	30.32	
<u>2134</u>	<u>Nurse Services</u>	627.84	2,243.42	0.00	7,400.00	5,156.58	30.32	** Function
200	Employee Benefits	226.58	1,023.60	0.00	3,675.00	2,651.40	27.85	
<u>2140</u>	<u>Psychological Services</u>	226.58	1,023.60	0.00	3,675.00	2,651.40	27.85	** Function
200	Employee Benefits	0.00	0.00	0.00	0.00	0.00	0.00	
<u>2192</u>	<u>TITLE V CHART COUNTS</u>	0.00	0.00	0.00	0.00	0.00	0.00	** Function
200	Employee Benefits	0.00	0.00	0.00	0.00	0.00	0.00	
<u>2193</u>	<u>Title IV</u>	0.00	0.00	0.00	0.00	0.00	0.00	** Function
200	Employee Benefits	0.00	0.00	0.00	0.00	0.00	0.00	
<u>2196</u>	<u>Comp Arts</u>	0.00	0.00	0.00	0.00	0.00	0.00	** Function
200	Employee Benefits	23.77	353.47	0.00	2,050.00	1,696.53	17.24	
<u>2210</u>	<u>EPIC</u>	23.77	353.47	0.00	2,050.00	1,696.53	17.24	** Function
200	Employee Benefits	0.00	0.00	0.00	0.00	0.00	0.00	
<u>2212</u>	<u>CURRICULUM DIRECTOR</u>	0.00	0.00	0.00	0.00	0.00	0.00	** Function
200	Employee Benefits	0.00	0.00	0.00	0.00	0.00	0.00	
<u>2215</u>	<u>TITLE II CLASS REDUCTION</u>	0.00	0.00	0.00	0.00	0.00	0.00	** Function
200	Employee Benefits	0.00	0.00	0.00	0.00	0.00	0.00	
<u>2218</u>	<u>Quality Assurance</u>	0.00	0.00	0.00	0.00	0.00	0.00	** Function
200	Employee Benefits	0.00	0.00	0.00	0.00	0.00	0.00	
<u>2219</u>	<u>BLOCK GRANT</u>	0.00	0.00	0.00	0.00	0.00	0.00	** Function
200	Employee Benefits	1,224.78	5,193.60	0.00	15,800.00	10,606.40	32.87	
<u>2220</u>	<u>MEDIA PROGRAM</u>	1,224.78	5,193.60	0.00	15,800.00	10,606.40	32.87	** Function
200	Employee Benefits	0.00	0.00	0.00	0.00	0.00	0.00	
<u>2225</u>	<u>TECH THRUST</u>	0.00	0.00	0.00	0.00	0.00	0.00	** Function
200	Employee Benefits	52.16	129.55	0.00	700.00	570.45	18.51	
<u>2226</u>	<u>TECHNOLOGY</u>	52.16	129.55	0.00	700.00	570.45	18.51	** Function
200	Employee Benefits	0.00	0.00	0.00	0.00	0.00	0.00	
<u>2230</u>	<u>Assessment/Testing</u>	0.00	0.00	0.00	0.00	0.00	0.00	** Function
200	Employee Benefits	17.70	314.64	0.00	875.00	560.36	35.96	
<u>2310</u>	<u>Brd Ed Services</u>	17.70	314.64	0.00	875.00	560.36	35.96	** Function
200	Employee Benefits	116.32	481.83	0.00	1,600.00	1,118.17	30.11	

# Expenditure Report

Printed: 11/4/2013 3:09 PM

PUTNAM COUNTY CUSD #535

Report as of: 10/31/2013

**I.M.R.F./Soc. Sec. Fund 50**

Function	2000	Support Services
Function	2320	Executive Adm. Serv
Object	200	Employee Benefits

Account	Description	M.T.D. Activity	Y.T.D. Activity	Open Encumb.	Current Budget	Budget Balance	% of Budget	State Account Number
<u>2320</u>	<u>Executive Adm. Serv</u>	116.32	481.83	0.00	1,600.00	1,118.17	30.11	** Function
200	Employee Benefits	581.07	985.46	0.00	0.00	(985.46)	0.00	
<u>2365</u>	<u>Risk Management and Claims Services Payments</u>	581.07	985.46	0.00	0.00	(985.46)	0.00	** Function
200	Employee Benefits	1,807.91	7,490.29	0.00	25,300.00	17,809.71	29.61	
<u>2410</u>	<u>Office Of Principal Serv</u>	1,807.91	7,490.29	0.00	25,300.00	17,809.71	29.61	** Function
200	Employee Benefits	0.00	0.00	0.00	0.00	0.00	0.00	
<u>2510</u>	<u>Dirctn Business Suppt Ser</u>	0.00	0.00	0.00	0.00	0.00	0.00	** Function
200	Employee Benefits	1,383.73	5,521.26	0.00	16,900.00	11,378.74	32.67	
<u>2520</u>	<u>Fiscal Services</u>	1,383.73	5,521.26	0.00	16,900.00	11,378.74	32.67	** Function
200	Employee Benefits	4,518.34	21,697.08	0.00	64,100.00	42,402.92	33.85	
<u>2542</u>	<u>Care &amp; Upkeep Bldg Serv</u>	4,518.34	21,697.08	0.00	64,100.00	42,402.92	33.85	** Function
200	Employee Benefits	0.00	0.00	0.00	0.00	0.00	0.00	
<u>2543</u>	<u>Care Upkeep Grnds Serv</u>	0.00	0.00	0.00	0.00	0.00	0.00	** Function
200	Employee Benefits	380.06	571.66	0.00	3,600.00	3,028.34	15.88	
<u>2550</u>	<u>Pupil Transportation Ser</u>	380.06	571.66	0.00	3,600.00	3,028.34	15.88	** Function
200	Employee Benefits	2,238.35	8,780.49	0.00	30,775.00	21,994.51	28.53	
<u>2560</u>	<u>Food Services</u>	2,238.35	8,780.49	0.00	30,775.00	21,994.51	28.53	** Function
<u>2000</u>	<u>Support Services</u>	\$13,603.47	56,454.67	0.00	178,725.00	122,270.33	31.59	* Function
200	Employee Benefits	0.00	0.00	0.00	0.00	0.00	0.00	
<u>3696</u>	<u>Safe To Learn</u>	0.00	0.00	0.00	0.00	0.00	0.00	** Function
<u>3000</u>	<u>Community Services</u>	\$0.00	0.00	0.00	0.00	0.00	0.00	* Function
<u>50</u>	<u>I.M.R.F./Soc. Sec. Fund</u>	\$23,907.75	\$93,707.40	\$0.00	\$325,827.00	\$232,119.60	28.76	Fund

57

# Expenditure Report

Printed: 11/4/2013 3:09 PM

PUTNAM COUNTY CUSD #535

Report as of: 10/31/2013

Capital Projects Fund or Fund Group 60								
Function	2000	Support Services						
Function	2530	Function 2530						
Object	500	Capital Outlay						
Account	Description	M.T.D. Activity	Y.T.D. Activity	Open Encumb.	Current Budget	Budget Balance	% of Budget	State Account Number
500	Capital Outlay	0.00	0.00	0.00	0.00	0.00	0.00	
<u>2530</u>	<u>Function 2530</u>	0.00	0.00	0.00	0.00	0.00	0.00	** Function
<u>2000</u>	<u>Support Services</u>	\$0.00	0.00	0.00	0.00	0.00	0.00	* Function
600	Other Objects	0.00	0.00	0.00	0.00	0.00	0.00	
<u>8150</u>	<u>Prmnt Trnf From S&amp;C</u>	0.00	0.00	0.00	0.00	0.00	0.00	** Function
<u>8000</u>	<u>Other Financing Uses</u>	\$0.00	0.00	0.00	0.00	0.00	0.00	* Function
<u>60</u>	<u>Capital Projects Fund or Fund Group</u>	\$0.00	\$0.00	\$0.00	\$0.00	\$0.00	0.00	Fund

58

# Expenditure Report

Printed: 11/4/2013 3:09 PM

PUTNAM COUNTY CUSD #535

Report as of: 10/31/2013

Working Cash Fund 70								
Function	8000	Other Financing Uses						
Function	8110	Permnt Trns Wrk Csh Abol						
Object	600	Other Objects						
Account	Description	M.T.D. Activity	Y.T.D. Activity	Open Encumb.	Current Budget	Budget Balance	% of Budget	State Account Number
600	Other Objects	0.00	0.00	0.00	0.00	0.00	0.00	
<b>8110</b>	<b>Permnt Trns Wrk Csh Abol</b>	0.00	0.00	0.00	0.00	0.00	0.00	** Function
600	Other Objects	0.00	0.00	0.00	0.00	0.00	0.00	
<b>8111</b>	<b>Permnt Trns Wrk Csh</b>	0.00	0.00	0.00	0.00	0.00	0.00	** Function
600	Other Objects	0.00	0.00	0.00	0.00	0.00	0.00	
<b>8120</b>	<b>Prmnt Trmf Int From Wrkcs</b>	0.00	0.00	0.00	0.00	0.00	0.00	** Function
<b>8000</b>	<b>Other Financing Uses</b>	\$0.00	0.00	0.00	0.00	0.00	0.00	* Function
<b>70</b>	<b>Working Cash Fund</b>	\$0.00	\$0.00	\$0.00	\$0.00	\$0.00	0.00	Fund

59

# Expenditure Report

Printed: 11/4/2013 3:09 PM

PUTNAM COUNTY CUSD #535

Report as of: 10/31/2013

**Tort Immunity and Judgment Fund 80**

Function	1000	Instruction
Function	1110	Elementary
Object	100	Salaries

09

Account	Description	M.T.D. Activity	Y.T.D. Activity	Open Encumb.	Current Budget	Budget Balance	% of Budget	State Account Number
100	Salaries	0.00	245.21	0.00	0.00	(245.21)	0.00	
200	Employee Benefits	0.00	6.45	0.00	0.00	(6.45)	0.00	
<b>1110</b>	<b>Elementary</b>	0.00	251.66	0.00	0.00	(251.66)	0.00	** Function
100	Salaries	0.00	240.71	0.00	0.00	(240.71)	0.00	
200	Employee Benefits	0.00	20.92	0.00	0.00	(20.92)	0.00	
<b>1111</b>	<b>Primary</b>	0.00	261.63	0.00	0.00	(261.63)	0.00	** Function
100	Salaries	0.00	331.27	0.00	0.00	(331.27)	0.00	
200	Employee Benefits	0.00	11.66	0.00	0.00	(11.66)	0.00	
<b>1112</b>	<b>Junior High</b>	0.00	342.93	0.00	0.00	(342.93)	0.00	** Function
100	Salaries	0.00	402.03	0.00	0.00	(402.03)	0.00	
200	Employee Benefits	0.00	21.94	0.00	0.00	(21.94)	0.00	
<b>1113</b>	<b>High School</b>	0.00	423.97	0.00	0.00	(423.97)	0.00	** Function
100	Salaries	0.00	52.34	0.00	0.00	(52.34)	0.00	
200	Employee Benefits	0.00	5.67	0.00	0.00	(5.67)	0.00	
<b>1115</b>	<b>MUSIC</b>	0.00	58.01	0.00	0.00	(58.01)	0.00	** Function
100	Salaries	0.00	19.58	0.00	0.00	(19.58)	0.00	
<b>1210</b>	<b>Speech &amp; Lang. Impaired</b>	0.00	19.58	0.00	0.00	(19.58)	0.00	** Function
100	Salaries	0.00	145.58	0.00	0.00	(145.58)	0.00	
200	Employee Benefits	0.00	5.84	0.00	0.00	(5.84)	0.00	
<b>1220</b>	<b>Cross-Categorical (Cc)</b>	0.00	151.42	0.00	0.00	(151.42)	0.00	** Function
100	Salaries	0.00	15.63	0.00	0.00	(15.63)	0.00	
<b>1225</b>	<b>Special Education Programs Pre-K</b>	0.00	15.63	0.00	0.00	(15.63)	0.00	** Function
100	Salaries	0.00	1,113.37	0.00	0.00	(1,113.37)	0.00	
<b>1401</b>	<b>VOCAATIONAL AG</b>	0.00	1,113.37	0.00	0.00	(1,113.37)	0.00	** Function
100	Salaries	0.00	1,309.64	0.00	0.00	(1,309.64)	0.00	
<b>1402</b>	<b>INDUSTRIAL ARTS</b>	0.00	1,309.64	0.00	0.00	(1,309.64)	0.00	** Function
100	Salaries	0.00	23.80	0.00	0.00	(23.80)	0.00	
200	Employee Benefits	0.00	15.26	0.00	0.00	(15.26)	0.00	
<b>1407</b>	<b>BUSINESS ED</b>	0.00	39.06	0.00	0.00	(39.06)	0.00	** Function
100	Salaries	0.00	12.26	0.00	0.00	(12.26)	0.00	
<b>1459</b>	<b>CO-OP PROGRAM</b>	0.00	12.26	0.00	0.00	(12.26)	0.00	** Function
100	Salaries	0.00	1,817.34	0.00	0.00	(1,817.34)	0.00	

# Expenditure Report

Printed: 11/4/2013 3:09 PM

PUTNAM COUNTY CUSD #535

Report as of: 10/31/2013

Tort Immunity and Judgment Fund 80								
Function	1000	Instruction						
Function	1700	Drivers Education Program						
Object	100	Salaries						
Account	Description	M.T.D. Activity	Y.T.D. Activity	Open Encumb.	Current Budget	Budget Balance	% of Budget	State Account Number
<u>1700</u>	<u>Drivers Education Program</u>	0.00	1,817.34	0.00	0.00	(1,817.34)	0.00	** Function
<u>1000</u>	<u>Instruction</u>	\$0.00	5,816.50	0.00	0.00	(5,816.50)	0.00	* Function
100	Salaries	684.24	993.57	0.00	0.00	(993.57)	0.00	
<u>2134</u>	<u>Nurse Services</u>	684.24	993.57	0.00	0.00	(993.57)	0.00	** Function
100	Salaries	0.00	1,139.70	0.00	0.00	(1,139.70)	0.00	
<u>2320</u>	<u>Executive Adm. Serv</u>	0.00	1,139.70	0.00	0.00	(1,139.70)	0.00	** Function
200	Employee Benefits	0.00	29,291.89	0.00	35,000.00	5,708.11	83.69	
<u>2362</u>	<u>Workers Comp/Workers Occ Disease Acts Payments</u>	0.00	29,291.89	0.00	35,000.00	5,708.11	83.69	** Function
200	Employee Benefits	0.00	0.00	0.00	20,000.00	20,000.00	0.00	
<u>2363</u>	<u>Unemployment Insurance Act Payments</u>	0.00	0.00	0.00	20,000.00	20,000.00	0.00	** Function
300	Purchased Services	0.00	66,392.00	0.00	66,700.00	308.00	99.54	
<u>2364</u>	<u>Insurance Payments (regular or self-insurance)</u>	0.00	66,392.00	0.00	66,700.00	308.00	99.54	** Function
100	Salaries	12,896.08	20,429.77	0.00	169,096.00	148,666.23	12.08	
200	Employee Benefits	146.65	228.14	0.00	0.00	(228.14)	0.00	
<u>2365</u>	<u>Risk Management and Claims Services Payments</u>	13,042.73	20,657.91	0.00	169,096.00	148,438.09	12.22	** Function
300	Purchased Services	501.25	6,614.56	0.00	20,000.00	13,385.44	33.07	
<u>2369</u>	<u>Legal Services</u>	501.25	6,614.56	0.00	20,000.00	13,385.44	33.07	** Function
100	Salaries	0.00	0.00	0.00	0.00	0.00	0.00	
<u>2410</u>	<u>Office Of Principal Serv</u>	0.00	0.00	0.00	0.00	0.00	0.00	** Function
300	Purchased Services	0.00	5,874.62	0.00	10,000.00	4,125.38	58.75	
<u>2540</u>	<u>Function 2540</u>	0.00	5,874.62	0.00	10,000.00	4,125.38	58.75	** Function
100	Salaries	0.00	13,168.13	0.00	0.00	(13,168.13)	0.00	
<u>2542</u>	<u>Care &amp; Upkeep Bldg Serv</u>	0.00	13,168.13	0.00	0.00	(13,168.13)	0.00	** Function
100	Salaries	0.00	1,934.97	0.00	0.00	(1,934.97)	0.00	
<u>2560</u>	<u>Food Services</u>	0.00	1,934.97	0.00	0.00	(1,934.97)	0.00	** Function
<u>2000</u>	<u>Support Services</u>	\$14,228.22	146,067.35	0.00	320,796.00	174,728.65	45.53	* Function
<u>80</u>	<u>Tort Immunity and Judgment Fund</u>	\$14,228.22	\$151,883.85	\$0.00	\$320,796.00	\$168,912.15	47.35	Fund

61

# Expenditure Report

Printed: 11/4/2013 3:09 PM

PUTNAM COUNTY CUSD #535

Report as of: 10/31/2013

**Fire Prevention/Life Safety 90**

Function	2000	Support Services
Function	2548	L/S Capital Outlay
Object	500	Capital Outlay

Account	Description	M.T.D. Activity	Y.T.D. Activity	Open Encumb.	Current Budget	Budget Balance	% of Budget	State Account Number
500	Capital Outlay	0.00	0.00	0.00	0.00	0.00	0.00	
<u>2548</u>	<u>L/S Capital Outlay</u>	0.00	0.00	0.00	0.00	0.00	0.00	** Function
<u>2000</u>	<u>Support Services</u>	\$0.00	0.00	0.00	0.00	0.00	0.00	* Function
500	Capital Outlay	0.00	0.00	0.00	0.00	0.00	0.00	
<u>4190</u>	<u>Other Pymnts Gov In State</u>	0.00	0.00	0.00	0.00	0.00	0.00	** Function
<u>4000</u>	<u>Nonprogrammed Charges</u>	\$0.00	0.00	0.00	0.00	0.00	0.00	* Function
<u>90</u>	<u>Fire Prevention/Life Safety</u>	\$0.00	\$0.00	\$0.00	\$0.00	\$0.00	0.00	Fund
<b>Report Total:</b>		<u>\$843,689.99</u>	<u>\$3,139,474.40</u>	<u>\$40,359.98</u>	<u>10,379,677.33</u>	<u>7,199,842.95</u>	<b>30.64</b>	

62

**Balance Sheet (by fund)**

Printed: 11/4/2013 2:37 PM  
 PUTNAM COUNTY CUSD #535

Account Number	Account Description	Balance Forward	Current Month	Current Balance
<b>Fund: 10</b>				
AP-Accrual-10	AP-Accrual for Fund 10	0.00	0.00	0.00
	<b>Total</b>	<b>\$0.00</b>	<b>\$0.00</b>	<b>\$0.00</b>
10-110-1	CASH IN BANKS	5,035.75	20.34	5,056.09
10-185-1	LONG TERM INVESTMENTS	0.00	0.00	0.00
10-111-1	IMPREST FUND	12,800.00	0.00	12,800.00
10-121-1	REGULAR INVESTMENT ED	6,076,569.77	(201,815.21)	5,874,754.56
10-131	PAYROLL CASH	0.00	0.00	0.00
10-199-1	EMPLOYEE COMPUTERS	0.00	0.00	0.00
10-122-1	FARNSWORTH INVESTMENT	0.00	0.00	0.00
	<b>Total</b>	<b>\$6,094,405.52</b>	<b>(\$201,794.87)</b>	<b>\$5,892,610.65</b>
10-457-1	Delete This Account	0.00	0.00	0.00
10-498-1	TEACHER RET 2.2	0.00	0.00	0.00
10-497-1	SUPPORT PERS. DUES	0.00	0.00	0.00
10-496-1	LOHMANS CAFE. PLAN	(7,558.62)	(863.50)	(8,422.12)
10-495-1	LIFE INS PAYABLE	0.00	0.00	0.00
10-493-1	MEDICARE INS. PAYABLE	0.00	0.00	0.00
10-490-1	Delete This Account	0.00	0.00	0.00
10-481-1	TEACHER RET. PAYABLE	0.00	0.00	0.00
10-460-1	DISABILITY INS. PAYABLE	0.00	0.00	0.00
10-458-1	Delete This Account	0.00	0.00	0.00
10-456-1	Delete This Account	0.00	0.00	0.00
10-455-1	Delete This Account	0.00	0.00	0.00
10-459-1	Delete This Account	0.00	0.00	0.00
10-454-1	Delete This Account	0.00	0.00	0.00
10-452-1	Delete This Account	0.00	0.00	0.00
10-411-1	LOAN TO LIFE SAFETY	0.00	0.00	0.00
10-431-1	ACCOUNTS PAYABLE	0.00	0.00	0.00
10-434-1	LOANS FROM WKG CASH FND	0.00	0.00	0.00
10-453-1	Delete This Account	0.00	0.00	0.00
	<b>Total</b>	<b>(\$7,558.62)</b>	<b>(\$863.50)</b>	<b>(\$8,422.12)</b>
10-706-1	NET PROFIT/LOSS	(2,339,915.73)	202,658.37	(2,137,257.36)
10-730-1	FUND BALANCE	(3,746,931.17)	0.00	(3,746,931.17)
	<b>Total</b>	<b>(\$6,086,846.90)</b>	<b>\$202,658.37</b>	<b>(\$5,884,188.53)</b>
	<b>Total</b>	<b>\$0.00</b>	<b>\$0.00</b>	<b>\$0.00</b>

**Balance Sheet (by fund)**

Printed: 11/4/2013 2:37 PM  
 PUTNAM COUNTY CUSD #535

Account Number	Account Description	Balance Forward	Current Month	Current Balance
<b>Fund: 20</b>				
AP-Accrual-20	AP-Accrual for Fund 20	0.00	0.00	0.00
	<b>Total</b>	<b>\$0.00</b>	<b>\$0.00</b>	<b>\$0.00</b>
20-185-1	LONG TERM INVESTMENTS	0.00	0.00	0.00
20-184-1	LAND FUND INVESTMENT	0.00	0.00	0.00
20-183-1	TREE FUND INVESTMENTS	3,594.64	0.00	3,594.64
20-131	PAYROLL CASH	0.00	0.00	0.00
20-110-1	CASH IN BANKS	136,349.07	9,866.00	146,215.07
20-121-1	REGULAR INVESTMENT O/M	2,190,460.92	(71,362.12)	2,119,098.80
	<b>Total</b>	<b>\$2,330,404.63</b>	<b>(\$61,496.12)</b>	<b>\$2,268,908.51</b>
20-454-1	Delete This Account	0.00	0.00	0.00
20-456-1	Delete This Account	0.00	0.00	0.00
20-457-1	Delete This Account	0.00	0.00	0.00
20-458-1	Delete This Account	0.00	0.00	0.00
20-459-1	Delete This Account	0.00	0.00	0.00
20-497-1	SUPPORT PERS. DUES	0.00	0.00	0.00
20-453-1	Delete This Account	0.00	0.00	0.00
20-481-1	ANNUITIES PAYABLE	0.00	0.00	0.00
20-451	Delete This Account	0.00	0.00	0.00
20-431-1	ACCOUNTS PAYABLE	0.00	0.00	0.00
20-452-1	Delete This Account	0.00	0.00	0.00
	<b>Total</b>	<b>\$0.00</b>	<b>\$0.00</b>	<b>\$0.00</b>
20-730-1	FUND BALANCE	(2,078,412.96)	0.00	(2,078,412.96)
20-706-1	NET PROFIT/LOSS	(251,991.67)	61,496.12	(190,495.55)
	<b>Total</b>	<b>(\$2,330,404.63)</b>	<b>\$61,496.12</b>	<b>(\$2,268,908.51)</b>
	<b>Total</b>	<b>\$0.00</b>	<b>\$0.00</b>	<b>\$0.00</b>

# Balance Sheet (by fund)

Printed: 11/4/2013 2:37 PM  
 PUTNAM COUNTY CUSD #535

Account Number	Account Description	Balance Forward	Current Month	Current Balance
<b>Fund: 30</b>				
AP-Accrual-30	AP-Accrual for Fund 30	0.00	0.00	0.00
	<b>Total</b>	<b>\$0.00</b>	<b>\$0.00</b>	<b>\$0.00</b>
30-185-1	LONG TERM INVESTMENTS	0.00	0.00	0.00
30-110-1	CASH IN BANKS	0.00	0.00	0.00
30-121-1	REGULAR INVESTMENT B/I	0.00	0.00	0.00
	<b>Total</b>	<b>\$0.00</b>	<b>\$0.00</b>	<b>\$0.00</b>
30-431-1	ACCOUNTS PAYABLE	0.00	0.00	0.00
	<b>Total</b>	<b>\$0.00</b>	<b>\$0.00</b>	<b>\$0.00</b>
30-730-1	FUND BALANCE	0.00	0.00	0.00
30-706-1	NET PROFIT/LOSS	0.00	0.00	0.00
	<b>Total</b>	<b>\$0.00</b>	<b>\$0.00</b>	<b>\$0.00</b>
	<b>Total</b>	<b>\$0.00</b>	<b>\$0.00</b>	<b>\$0.00</b>

# Balance Sheet (by fund)

Printed: 11/4/2013 2:37 PM  
 PUTNAM COUNTY CUSD #535

Account Number	Account Description	Balance Forward	Current Month	Current Balance
<b>Fund: 40</b>				
AP-Accrual-40	AP-Accrual for Fund 40	0.00	0.00	0.00
	<b>Total</b>	<b>\$0.00</b>	<b>\$0.00</b>	<b>\$0.00</b>
40-110-1	CASH IN BANKS	(5,395.72)	0.00	(5,395.72)
40-121-1	REGULAR INVESTMENT TRANS	520,953.42	(95,184.32)	425,769.10
40-131	PAYROLL CASH	0.00	0.00	0.00
40-185-1	LONG TERM INVESTMENTS	0.00	0.00	0.00
	<b>Total</b>	<b>\$515,557.70</b>	<b>(\$95,184.32)</b>	<b>\$420,373.38</b>
40-453-1	Delete This Account	0.00	0.00	0.00
40-411-1	LOANS FROM W/C	0.00	0.00	0.00
40-452-1	Delete This Account	0.00	0.00	0.00
40-454-1	Delete This Account	0.00	0.00	0.00
40-456-1	Delete This Account	0.00	0.00	0.00
40-457-1	Delete This Account	0.00	0.00	0.00
40-481-1	EMPLOYEE INCENTIVE	0.00	0.00	0.00
40-451-1	Delete This Account	0.00	0.00	0.00
40-431-1	ACCOUNTS PAYABLE	0.00	0.00	0.00
	<b>Total</b>	<b>\$0.00</b>	<b>\$0.00</b>	<b>\$0.00</b>
40-706-1	NET PROFIT/LOSS	(219,768.90)	95,184.32	(124,584.58)
40-730-1	FUND BALANCE	(295,788.80)	0.00	(295,788.80)
	<b>Total</b>	<b>(\$515,557.70)</b>	<b>\$95,184.32</b>	<b>(\$420,373.38)</b>
	<b>Total</b>	<b>\$0.00</b>	<b>\$0.00</b>	<b>\$0.00</b>

# Balance Sheet (by fund)

Printed: 11/4/2013 2:37 PM  
 PUTNAM COUNTY CUSD #535

Account Number	Account Description	Balance Forward	Current Month	Current Balance
<b>Fund: 50</b>				
AP-Accrual-50	AP-Accrual for Fund 50	0.00	0.00	0.00
	<b>Total</b>	<b>\$0.00</b>	<b>\$0.00</b>	<b>\$0.00</b>
50-110-1	CASH IN BANKS	100,059.71	0.00	100,059.71
50-121-1	REGULAR INVESTMENT IMRF	288,770.40	(23,832.79)	264,937.61
50-185-1	IMRF-LONG TERM INVESTMEN	0.00	0.00	0.00
	<b>Total</b>	<b>\$388,830.11</b>	<b>(\$23,832.79)</b>	<b>\$364,997.32</b>
50-481-1	MEDICARE EMPLOYEE (10)	0.00	0.00	0.00
50-492-1	MEDICARE INS PAYABLE	0.00	0.00	0.00
50-457-1	Delete This Account	0.00	0.00	0.00
50-454-1	Delete This Account	0.00	0.00	0.00
50-431-1	ACCOUNTS PAYABLE	0.00	0.00	0.00
50-493-1	MEDICARE BOARD SHARE	0.00	0.00	0.00
	<b>Total</b>	<b>\$0.00</b>	<b>\$0.00</b>	<b>\$0.00</b>
50-730-1	FUND BALANCE	(263,958.82)	0.00	(263,958.82)
50-706-1	NET PROFIT/LOSS	(124,871.29)	23,832.79	(101,038.50)
	<b>Total</b>	<b>(\$388,830.11)</b>	<b>\$23,832.79</b>	<b>(\$364,997.32)</b>
	<b>Total</b>	<b>\$0.00</b>	<b>\$0.00</b>	<b>\$0.00</b>

# Balance Sheet (by fund)

Printed: 11/4/2013 2:37 PM  
 PUTNAM COUNTY CUSD #535

Account Number	Account Description	Balance Forward	Current Month	Current Balance
<b>Fund: 60</b>				
AP-Accrual-60	AP-Accrual for Fund 60	0.00	0.00	0.00
	<b>Total</b>	<b>\$0.00</b>	<b>\$0.00</b>	<b>\$0.00</b>
60-185-1	LONG TERM INVEST C/P	0.00	0.00	0.00
60-121-1	REG INVESTMENTS-CAP PROJ	0.00	0.00	0.00
60-110-1	CASH IN BANK-CAP PROJ	0.00	0.00	0.00
	<b>Total</b>	<b>\$0.00</b>	<b>\$0.00</b>	<b>\$0.00</b>
60-411-1	LOAN FROM W/C	0.00	0.00	0.00
60-431-1	A/P CAP PROJECTS	0.00	0.00	0.00
	<b>Total</b>	<b>\$0.00</b>	<b>\$0.00</b>	<b>\$0.00</b>
60-730-1	FUND BALANCE	0.00	0.00	0.00
60-706-1	NET PROFIT/LOSS	0.00	0.00	0.00
	<b>Total</b>	<b>\$0.00</b>	<b>\$0.00</b>	<b>\$0.00</b>
	<b>Total</b>	<b>\$0.00</b>	<b>\$0.00</b>	<b>\$0.00</b>

# Balance Sheet (by fund)

Printed: 11/4/2013 2:37 PM  
 PUTNAM COUNTY CUSD #535

Account Number	Account Description	Balance Forward	Current Month	Current Balance
<b>Fund: 70</b>				
AP-Accrual-70	AP-Accrual for Fund 70	0.00	0.00	0.00
	<b>Total</b>	<b>\$0.00</b>	<b>\$0.00</b>	<b>\$0.00</b>
70-121-1	REGULAR INVESTMENT WC	822,368.79	200.36	822,569.15
70-185-1	INVESTMENT LONG TERM WC	1,252,163.61	510.75	1,252,674.36
70-141-1	W/C INTERFUND LOANS	0.00	0.00	0.00
70-110-1	CASH IN BANKS	(17,097.86)	0.00	(17,097.86)
	<b>Total</b>	<b>\$2,057,434.54</b>	<b>\$711.11</b>	<b>\$2,058,145.65</b>
70-431-1	ACCOUNTS PAYABLE	0.00	0.00	0.00
70-411-1	LOANS TO LIFE SAFETY	0.00	0.00	0.00
	<b>Total</b>	<b>\$0.00</b>	<b>\$0.00</b>	<b>\$0.00</b>
70-730-1	FUND BALANCE	(2,002,260.53)	0.00	(2,002,260.53)
70-706-1	NET PROFIT/LOSS	(55,174.01)	(711.11)	(55,885.12)
	<b>Total</b>	<b>(\$2,057,434.54)</b>	<b>(\$711.11)</b>	<b>(\$2,058,145.65)</b>
	<b>Total</b>	<b>\$0.00</b>	<b>\$0.00</b>	<b>\$0.00</b>

# Balance Sheet (by fund)

Printed: 11/4/2013 2:37 PM  
 PUTNAM COUNTY CUSD #535

Account Number	Account Description	Balance Forward	Current Month	Current Balance
<b>Fund: 80</b>				
AP-Accrual-80	AP-Accrual for Fund 80	0.00	0.00	0.00
	<b>Total</b>	<b>\$0.00</b>	<b>\$0.00</b>	<b>\$0.00</b>
80-131	PAYROLL CASH	0.00	0.00	0.00
80-121-1	TORT-REG INVESTMENT	109,459.74	(12,930.79)	96,528.95
80-110-1	TORT-CASH IN BANKS	12,384.25	0.00	12,384.25
	<b>Total</b>	<b>\$121,843.99</b>	<b>(\$12,930.79)</b>	<b>\$108,913.20</b>
80-481	NON-CERT DUES	0.00	0.00	0.00
80-431-1	ACCOUNTS PAYABLE	0.00	0.00	0.00
	<b>Total</b>	<b>\$0.00</b>	<b>\$0.00</b>	<b>\$0.00</b>
80-730-1	FUND BALANCE	(78,542.93)	0.00	(78,542.93)
80-706-1	NET PROFIT/LOSS	(43,301.06)	12,930.79	(30,370.27)
	<b>Total</b>	<b>(\$121,843.99)</b>	<b>\$12,930.79</b>	<b>(\$108,913.20)</b>
	<b>Total</b>	<b>\$0.00</b>	<b>\$0.00</b>	<b>\$0.00</b>

# Balance Sheet (by fund)

Printed: 11/4/2013 2:37 PM  
PUTNAM COUNTY CUSD #535

Account Number	Account Description	Balance Forward	Current Month	Current Balance
<b>Fund: 90</b>				
AP-Accrual-90	AP-Accrual for Fund 90	0.00	0.00	0.00
	<b>Total</b>	<b>\$0.00</b>	<b>\$0.00</b>	<b>\$0.00</b>
90-185-1	LONG TERM L/S	0.00	0.00	0.00
90-121-1	REGULAR INVESTMENT L/S	498,003.79	134.47	498,138.26
90-110-1	CASH IN BANK-LIFE SAFETY	(119,648.63)	0.00	(119,648.63)
	<b>Total</b>	<b>\$378,355.16</b>	<b>\$134.47</b>	<b>\$378,489.63</b>
90-411-1	LOAN DUE TO EDUCATION	0.00	0.00	0.00
90-481-1	IL WITHHOLDING TAX PAY	0.00	0.00	0.00
90-457-1	Delete This Account	0.00	0.00	0.00
90-452-1	Delete This Account	0.00	0.00	0.00
90-412-1	LOAN DUE TO WORKING CASH	0.00	0.00	0.00
90-431-1	ACCOUNTS PAYABLE	0.00	0.00	0.00
	<b>Total</b>	<b>\$0.00</b>	<b>\$0.00</b>	<b>\$0.00</b>
90-706-1	NET PROFIT/LOSS	(53,898.49)	(134.47)	(54,032.96)
90-730-1	FUND BALANCE	(324,456.67)	0.00	(324,456.67)
	<b>Total</b>	<b>(\$378,355.16)</b>	<b>(\$134.47)</b>	<b>(\$378,489.63)</b>
	<b>Total</b>	<b>\$0.00</b>	<b>\$0.00</b>	<b>\$0.00</b>

# Fund Balance Report

Printed: 11/4/2013 2:38 PM  
 PUTNAM COUNTY CUSD #535

Fund	Description	Month to Date		Year to Date		YTD Change	Fund Balance	
		Expense	Income	Expense	Income		Start of Year	Current
10	Education Fund	648,214.33	445,555.96	2,370,813.27	4,508,070.63	2,137,257.36	3,746,931.17	5,884,188.53
20	Oper, Build, & Maint Fund	62,032.58	536.46	348,289.93	538,785.48	190,495.55	2,078,412.96	2,268,908.51
40	Transportation Fund	95,307.11	122.79	174,779.95	299,364.53	124,584.58	295,788.80	420,373.38
50	I.M.R.F./Soc. Sec. Fund	23,907.75	74.96	93,707.40	194,745.90	101,038.50	263,958.82	364,997.32
70	Working Cash Fund	0.00	711.11	0.00	55,885.12	55,885.12	2,002,260.53	2,058,145.65
80	Tort Immunity and Judgment Fund	14,228.22	1,297.43	151,883.85	182,254.12	30,370.27	78,542.93	108,913.20
90	Fire Prevention/Life Safety	0.00	134.47	0.00	54,032.96	54,032.96	324,456.67	378,489.63
		<u>\$843,689.99</u>	<u>\$448,433.18</u>	<u>\$3,139,474.40</u>	<u>\$5,833,138.74</u>	<u>\$2,693,664.34</u>	<u>\$8,790,351.88</u>	<u>\$11,484,016.22</u>

72

PUTNAM COUNTY HIGH SCHOOL

Imprest Fund

Bob Peterson, Principal

Balance Balance September	\$1800.93
Replenishment Requested	\$3199.07

Maximum Balance	\$5000.00
October Expenditures	\$2525.25

Balance October 31	\$2474.75
Replenishment Requested	\$2525.25

<b>Attain Maximum Balance</b>	<b>\$5000.00</b>
-------------------------------	------------------

EXPENDITURES

Ed Derek	10-1501-319-2	Volleyball Official	\$ 75.00
Scott Norman	10-1501-319-2	Volleyball Official	\$ 75.00
Darrell Jackson	10-1501-319-2	Volleyball Official	\$ 75.00
Russ Naakteboren	10-1501-319-2	Volleyball Official	\$ 75.00
John McCauley	10-1501-319-2	Baseball Official	\$100.00
Chuck Diesbech	10-1501-319-2	Baseball Umpire	\$100.00
Ed Derix	10-1501-319-2	Baseball Umpire	\$ 50.00
Keith Dickenson	10-1501-319-2	Baseball Umpire	\$ 50.00
Peoria Heights	10-1501-640-2	Cross Country	\$120.00
Peoria Christian H.S.	10-1501-640-2	TC Golf	\$ 36.00
Eastland Com. H.S.	10-1501-640-2	Varsity VB Tourn.	\$185.00
Ed Derix	10-1501-319-2	Volleyball Official	\$ 75.00
Kim Martin	10-1501-319-2	Volleyball Official	\$ 75.00
Shawn Lewis	10-1501-319-2	Volleyball Official	\$ 75.00
Brad Ebersol	10-15801-319-2	Volleyball Official	\$ 75.00
Black Hawk College	10-1501-332-2	Coaches Conference	\$ 55.00
Prairie View Golf	10-1501-640-2	Sectional Golf	\$ 54.00
Illinois High School	10-1540-410-2	Scholastic Bowl	\$ 56.00
Railside Golf Course	10-1501-640-2	Girls Golf	\$180.00
ILMEA	10-1502-640-1	Music Dues	\$ 80.00
Wethersfield H.S.	10-1501-410-2	Scholastic Bowl	\$ 45.00
Moline High School	10-1501-410-2	Scholastic Bowl	\$ 50.00
Morton High School	1113-332-2	Regional Drivers Ed	\$ 60.00
Purchase Power	10-2410-341-1	Postage	\$400.00
Ill. Valley Bus. Equip.	10-1113-410-2	Staples	\$180.00
Sterling High School	10-1501-410-2	Scholastic Bowl	\$ 50.00
Joey Ohnesorge	10-240-341-1	Postage	\$ 14.25
LEASE	10-1220-411-11	Workshop	<u>\$ 60.00</u>
		<b>Total</b>	<b><u>\$2525.25</u></b>

Putnam County Junior High School  
 Imprest Fund  
 October, 2013  
 Account #010-146

Beginning Balance	\$ 1,003.31
Replenishment Request	<u>1,796.69</u>
Attain Maximum Balance	\$ 2,800.00
Less Expenditures	<u>\$ 1,232.59</u>
Balance	\$ 1,567.41
Replenishment Request	<u>\$ 1,232.41</u>
Attain Maximum Balance	\$ 2,800.00

<u>Check</u>	<u>Date</u>	<u>To Whom</u>	<u>Account #</u>	<u>Reason</u>	<u>Amount</u>
5228	10/01	U. S. Postmaster	10-2410-341-1	postage	64.35
5229	10/01	Greg Stahl	10-1501-319-3	athletic officials	50.00
5230	10/01	Derek Heahring	10-1201-319-3	athletic officials	50.00
5231	10/03	LEASE	registration fee	Colmone and Erickson	30.00
5232	10/08	Jon Rousculp	10-1501-319-3	athletic officials	50.00
5233	10/08	Dan Nelson	10-1501-319-3	athletic officials	50.00
5234	10/10	Parkside	10-1501-640-3	Girls BB tourney	50.00
5235	10/10	U. S. Postmaster	10-2410-341-1	postage	12.22
5236	10/10	Royal Publishing	10-1501-410-3	State Ad	360.00
5237	10/10	Jon Rousculp	10-1501-319-3	athletic official	50.00
5238	10/10	Ed Derix	10-1501-319-3	athletic official	50.00
5239	10/16	L. J's	10-2310-410-6	lunch epic meeting	50.35
5240	10/21	Garry Schroeder	10-1501-319-3	athletic official	50.00
5241	10/21	Joe Stachowicz	10-1501-319-3	athletic official	50.00
5242	10/22	IAHPERD	Registration fee	L. Olson TITLE II	122.00
5243	10/23	ILMEA	10-1115-640-1	Music Dues	20.00
5244	10/23	ILMEA	10-1115-640-1	Music Dues	14.75
5245	10/23	Jon Rousculp	10-1501-319-3	athletic official	50.00
5246	10/23	Ed Derix	10-1501-319-3	athletic official	50.00
5247	10/30	U. S. Postmaster	10-2410-341-1	postage	8.92

	expenditures	1,232.59
	<b>Replenishment request</b>	<b>1,232.59</b>

---

Carl Carlson, Principal

---

Sandra A. Troglio, Secretary

Putnam County Junior High School  
 PCJH Cheerleading  
 October, 2013  
 Account #138-258

Beginning Balance		\$	1,473.03
Transfers In			<u>1,769.37</u>
Subtotal			3,242.40
Less Expenditures			<u>2,172.91</u>
Balance			1,069.49

<u>Check#</u>	<u>Date</u>	<u>To Whom</u>	<u>Reason</u>	<u>Amount</u>
287	10/07	Samantha Casey	uniforms	\$ 447.70
288	10/09	Amber Maggi	uniforms	21.61
289	10/31	Varsity	uniforms	1,703.60

---

Carl Carlson, Principal

---

Sandra A. Troglio, Secretary

Putnam County Junior High School  
 PCJH Girls Athletic Fund  
 October, 2013  
 Account #010-707

Beginning Balance	\$ 6,005.24
Transfers In	<u>00.00</u>
Subtotal	6,005.24
Less Expenditures	<u>384.34</u>
Balance	5,620.90

<u>Check #</u>	<u>Date</u>	<u>To Whom</u>	<u>Reason</u>	<u>Amount</u>
571	10/08	Locker Room	T-shirts	\$ 254.00
572	10/10	Chris Walker	Lady Puma Classic	77.00
573	10/10	Cosgrove Dist	supplies	53.34

---

Carl Carlson, Principal

---

Sandra A. Troglia, Secretary

Putnam County Junior High School  
Puma Crew  
October, 2013  
Account #010-561

Beginning Balance	\$ 2,725.39
Transfers In	<u>370.00</u>
Subtotal	3,095.39
Less Expenditures	<u>742.76</u>
Balance	\$2,352.63

<u>To Whom</u>	<u>Reason</u>	<u>Amount</u>
Cosgroves	Concession Stand Candy and Popcorn	\$308.85
Walmart	Water and Soda	\$25.88
PBC	Water and Soda (Large Supply)	\$182.34
Cosgroves	Candy	\$131.94
PCJH	Water	\$93.75

---

Carl Carlson, Principal

---

Brooke Byers, Advisors

Putnam County Junior High School  
 PCJH Staff Soda  
 October, 2013  
 Account #010-650

Beginning Balance	\$ 2,982.59
Transfers In	<u>00.00</u>
Subtotal	2,982.59
Less Expenditures	<u>1,096.99</u>
Balance	1,885.60

<u>Check #</u>	<u>Date</u>	<u>To Whom</u>	<u>Reason</u>	<u>Amount</u>
1267	10/01	Pepsi	soda	\$ 756.48
1268	10/23	Water Pros	water	20.31
1269	10/24	Monas	dinner P/T conference	237.65
1270	10/31	North Central MC	incentive trip	82.55

\_\_\_\_\_  
 Carl Carlson, Principal

\_\_\_\_\_  
 Sandra A. Troglio, Secretary

Putnam County Junior High School  
 Student Council  
 October, 2013  
 Account #138-096

Beginning Balance	\$ 1046.01
Transfers In	<u>00.00</u>
Subtotal	\$ 1046.01
Less Expenditures	<u>641.16</u>
Balance	\$ 404.85

<u>Check #</u>	<u>Date</u>	<u>To Whom</u>	<u>Reason</u>	<u>Amount</u>
<i><u>OUTSTANDING CHECKS as of 11-8-13</u></i>				
904	5/29	Aasha Fund	Walk a Thon fundraiser	\$24.87
905	5/29	Relay for Life	Walk a Thon fundraiser	\$24.87
906	5/29	Alzheimers Found.	Walk a Thon fundraiser	\$24.87
908	5/29	Special Olympics	Walk a Thon fundraiser	\$24.87
911	5/29	Amer. Heart Assoc.	Walk a Thon fundraiser	\$24.87
915	10/4	NIMCO, Inc.	Red Ribbon Week prizes	\$392.04
916	10/11	Creative Apparel	St. of Month tshirts	\$227.16
917	10/18	Walmart	RR Week candy	\$21.96

---

Carl Carlson, Principal

---

Amy Carboni, Sponsor

Putnam County Junior High School  
 PCJH Activity Fund  
 October, 2013

<u>Account name &amp; #</u>	<u>Beginning Bal</u>	<u>Transfer In</u>	<u>Transfer Out</u>	<u>Ending Bal.</u>
PCJH Cheerleading 138-258	\$ 2,1473.03	1,769.37	651.72	\$1,069.49
PCJH Girls Athletic 010-707	6,005.24	00.00	384.34	5,620.90
PCJH Puma Crew 010-561	2,725.39	370.00	742.76	2,352.63
Staff Soda 010-650	2,982.59	00.00	1,096.99	1,885.60
PCJH Student Council 138-096	1,046.01	00.00	641.16	404.85

---

Carl Carlson, Principal

---

Sandra A. Troglia, Secretary

## PCES Activity Fund October 2013

Beginning Balance October 1, 2013	\$11417.02
Deposits October 2013	125.90
Expenditures October 2013	<u>574.24</u>
Ending Balance October 31, 2013	\$10968.68

### Deposits

10/25/13 – Soda (105.90) Character Count Donation (20.00)	\$125.90
---	----------

### Expenditures

10/2/13 - #1172 – Alfano’s – Title I Family Reading Night	\$134.25
10/7/13 - #1173 – Val Peterson – Gift for Lynn Pufahl’s mom	\$33.98
10/10/13 - #1174 – Val Peterson – Gift for Janice Ossola’s mom	\$25.23
10/30/13 - #1175 – School Datebooks - 5 <sup>th</sup> Grade (Bal Owed)	\$86.65
10/30/13 - #1176 – U.S. Games – PE Supplies	\$82.99
10/30/13 - #1177 – Pepsi – Soda	\$211.14

Total Expenditures	\$574.24
--------------------	----------

## **PCES Imprest Fund Report October 2013**

Beginning Balance October 01, 2013	\$136.31
Less October 2013 expenditures	21.44
Balance October 31, 2013	\$1478.56
Request for reimbursement	21.44
Attain Maximum Balance	\$1,500.00

### **Deposits**


10/28/13 – Reimbursement from September	\$1363.69
---	-----------

### **Expenditures**

10/28/13 - #3150 – Hennepin Postmaster - Postage 10-2410-341-1	\$21.44
---	---------

Total Expenditures	\$21.44
--------------------	---------

Request for reimbursement	\$21.44
---------------------------	---------



**Putnam County Primary School**

**400 E. Silverspoon Ave.  
Granville, IL 61326**

**Phone Number 1-815-882-2800  
Fax Number 1-815-882-2801**

**ACTIVITY FUND REPORT OCTOBER**

October 31, 2013

Beginning Balance \$8550.88

DEPOSITS \$326.00


- 10/21/13 \$36.00 (Target check)
- 10/25/13 \$290.00 (2<sup>nd</sup> grade fieldtrip)

EXPENDITURES \$-635.18

- 10/01 ck# 662 - \$28.88 Ronda Cross (Decoration & recess supplies)
- 10/07 ck# 663 - \$46.88 PC Foods (RTI planning & open house)
- 10/09 ck# 664 - \$70.95 PCHS (supplied Pepsi)
- 10/09 ck# 665 - \$64.30 Kaddywampus (RTI lunch)
- 10/10 ck# 666 - \$95.77 Discount School Supply (recess activities)
- 10/15 ck# 667 - \$23.40 Dollar General (P/T conference supper)
- 10/23 ck# 668 - \$290.00 Putnam Museum (2<sup>nd</sup> Grade fieldtrip)
- 10/25 ck# 669 - \$15.00 Scholastic (B-day prizes for office)

Ending Balance \$8241.70

***Where all students will learn and succeed and all means ALL***  
***Principal—Mrs. Ronda Cross***  
***Secretary—Mrs. Angelina Migliorini***



**Putnam County Primary School**

**400 E. Silverspoon Ave.  
Granville, IL 61326**

**Phone Number 1-815-882-2800  
Fax Number 1-815-882-2801**

**IMPREST FUND REPORT OCTOBER**

October 31, 2013

Maximum Balance	\$1,500.00
Less Expenditures	\$-79.69

<b>DEPOSITS</b>	
9/23 district	\$207.00

<b>EXPENDITURES</b>	
10/15 \$12.00 Ck # 600 – Dollar General (cups for boil order)	
10/21 \$67.69 Ck # 601 – Ronda Cross (office supplies)	

- \$79.69

Request for Reimbursement	\$79.69
---------------------------	---------

***Where all students will learn and succeed and all means ALL  
Principal—Mrs. Ronda Cross  
Secretary—Mrs. Angelina Migliorini***

SUPERINTENDENT IMPREST  
OCT 2013

BANK BALANCE	1764.85
REPLENISHMENT REQUEST	<u>235.15</u>
BANK BALANCE	2000.00

2900	10-2310-640-1	IL State Police-fingerprinting	36.50
2901	10-2310-640-1	Secretary of State- recertification	4.00
2902	10-2310-640-1	IL State Police-fingerprinting	36.50
2903	10-2310-640-1	IL State Police-fingerprinting	36.50
2904	10-1220-410-1	Postage-Spec Ed Dept	63.65
	10-2320-341-1	Postage-Supt Office	<u>58.00</u>

TOTAL	235.15
-------	--------

PAN

General Ledger Report

Financial Report

<b>From Date:</b>	10/1/2013
<b>To Date:</b>	10/31/2013

<b>From Acct:</b>	100
<b>To Account:</b>	590

Acct.	Account Name	Beg. Bal.	Recpt/JV	Disb/JV	Transfer	End. Bal.	YTD	
							Payable	Work Bal.
000100	Office	\$6,903.94	\$930.95	(\$1,120.48)	\$0.00	\$6,714.41	\$0.00	\$6,714.41
000102	Office Adjustment	\$0.03	\$0.00	\$0.00	\$0.00	\$0.03	\$0.00	\$0.03
000105	Adult Education	\$37.48	\$0.00	\$0.00	\$0.00	\$37.48	\$0.00	\$37.48
000110	Condolence	\$46.14	\$0.00	(\$43.50)	\$0.00	\$2.64	\$0.00	\$2.64
000120	Baseball	\$133.56	\$0.00	\$0.00	\$0.00	\$133.56	\$0.00	\$133.56
000125	Girl's Softball	\$81.74	\$0.00	\$0.00	\$0.00	\$81.74	\$0.00	\$81.74
000130	PC Enterprises	\$408.06	\$942.00	(\$627.39)	\$0.00	\$722.67	\$0.00	\$722.67
000135	Golf	\$851.10	\$0.00	\$0.00	\$0.00	\$851.10	\$0.00	\$851.10
000137	Girls Golf	\$631.42	\$60.00	(\$60.00)	\$0.00	\$631.42	\$0.00	\$631.42
000140	Scholastic Bowl	\$213.63	\$0.00	\$0.00	\$0.00	\$213.63	\$0.00	\$213.63
000150	Interact Club	\$2,062.14	\$219.75	\$0.00	\$0.00	\$2,281.89	\$0.00	\$2,281.89
000155	Art	\$191.89	\$296.80	\$0.00	\$0.00	\$488.69	\$0.00	\$488.69
000200	Athletic	\$1,853.48	\$0.00	(\$90.00)	\$0.00	\$1,763.48	\$0.00	\$1,763.48
000210	Cable Club	\$1,707.17	\$0.00	\$0.00	\$0.00	\$1,707.17	\$0.00	\$1,707.17
000220	Track	\$1,928.96	\$0.00	\$0.00	\$0.00	\$1,928.96	\$0.00	\$1,928.96
000300	Journalism	\$107.80	\$65.00	\$0.00	\$0.00	\$172.80	\$0.00	\$172.80
000310	Oldies Club	\$106.17	\$0.00	\$0.00	\$0.00	\$106.17	\$0.00	\$106.17
000320	Girl's Basketball	\$4,794.96	\$0.00	(\$2,070.00)	\$0.00	\$2,724.96	\$0.00	\$2,724.96
000325	Boy's Basketball	\$2,458.05	\$0.00	\$0.00	\$0.00	\$2,458.05	\$0.00	\$2,458.05
000330	Student Council	\$3,894.34	\$0.00	\$0.00	\$0.00	\$3,894.34	\$0.00	\$3,894.34
000340	N.H.S.	\$1,137.98	\$0.00	\$0.00	\$0.00	\$1,137.98	\$0.00	\$1,137.98
000345	Scholarship	\$0.00	\$0.00	\$0.00	\$0.00	\$0.00	\$0.00	\$0.00
000350	Landscaping	\$193.49	\$2.54	\$0.00	\$0.00	\$196.03	\$0.00	\$196.03
000360	FFA	\$711.57	\$1,830.19	(\$2,030.27)	\$0.00	\$511.49	\$0.00	\$511.49
000365	Greenhouse Project	\$300.00	\$0.00	\$0.00	\$0.00	\$300.00	\$0.00	\$300.00
000370	Cheerleading	\$2,996.61	\$212.00	(\$1,402.80)	\$0.00	\$1,805.81	\$0.00	\$1,805.81
000380	Panteras	\$1,637.44	\$0.00	\$0.00	\$0.00	\$1,637.44	\$0.00	\$1,637.44
000390	Media Club	\$1,009.17	\$0.00	(\$40.00)	\$0.00	\$969.17	\$0.00	\$969.17
000395	Computer Club	\$333.40	\$0.00	\$0.00	\$0.00	\$333.40	\$0.00	\$333.40
000400	Tournament Athletics	\$1,355.04	\$2,952.00	(\$2,432.41)	\$0.00	\$1,874.63	\$0.00	\$1,874.63
000410	Thespians	\$1,587.33	\$52.25	\$0.00	\$0.00	\$1,639.58	\$0.00	\$1,639.58
000420	Science Club	\$39.70	\$0.00	\$0.00	\$0.00	\$39.70	\$0.00	\$39.70
000425	Wrestling	\$0.00	\$0.00	\$0.00	\$0.00	\$0.00	\$0.00	\$0.00
000430	Music (Band)	\$16.75	\$1,065.00	(\$510.00)	\$0.00	\$571.75	\$0.00	\$571.75
000440	Music (Chorus)	\$22.19	\$0.00	\$0.00	\$0.00	\$22.19	\$0.00	\$22.19

**Putnam County High School  
General Ledger Report  
Financial Report**

<b>From Date:</b> 10/1/2013
<b>To Date:</b> 10/31/2013

<b>From Acct:</b> 100
<b>To Account:</b> 590

Acct.	Account Name	Beg. Bal.	Recpt/JV	Disb/JV	Transfer	End. Bal.	YTD Payable	Work Bal.
000500	Class of 2015	\$2,064.06	\$0.00	\$0.00	\$0.00	\$2,064.06	\$0.00	\$2,064.06
000510	Message Board	\$55.84	\$0.00	\$0.00	\$0.00	\$55.84	\$0.00	\$55.84
000520	Class of 2014	\$3,526.25	\$0.00	\$0.00	\$0.00	\$3,526.25	\$0.00	\$3,526.25
000530	Class of 2016	\$829.34	\$947.00	(\$245.37)	\$0.00	\$1,530.97	\$0.00	\$1,530.97
000540	Volleyball	\$2,844.31	\$2,483.45	(\$2,127.65)	\$0.00	\$3,200.11	\$0.00	\$3,200.11
000550	Class of 2009	\$445.18	\$0.00	\$0.00	\$0.00	\$445.18	\$0.00	\$445.18
000560	Class of 2010	(\$0.03)	\$0.00	\$0.00	\$0.00	(\$0.03)	\$0.00	(\$0.03)
000570	Class of 2012	\$990.43	\$0.00	\$0.00	\$0.00	\$990.43	\$0.00	\$990.43
000580	Class of 2011	\$1,987.60	\$0.00	\$0.00	\$0.00	\$1,987.60	\$0.00	\$1,987.60
000590	Class of 2013	\$3,267.89	\$0.00	\$0.00	\$0.00	\$3,267.89	\$0.00	\$3,267.89
<b>Group Total</b>		\$55,763.60	\$12,058.93	(\$12,799.87)	\$0.00	\$55,022.66	\$0.00	\$55,022.66
<b>Activity Accounts Grand Total</b>		\$55,763.60	\$12,058.93	(\$12,799.87)	\$0.00	\$55,022.66	\$0.00	\$55,022.66

I have reviewed the above ledger report and attached reports for the current month. I find them accurate and complete to the best of my knowledge.

Bookkeeper: \_\_\_\_\_ Date: \_\_/\_\_/\_\_  
Principal: \_\_\_\_\_ Date: \_\_/\_\_/\_\_

**Putnam County Comm. Unit School Dist. #535**  
**Treasurers Report October 31, 2013**

<b>PAGE 1 OF 2</b>	<b>EDUCATION</b>	<b>O/M</b>	<b>TRANSPORT</b>	<b>IMRF</b>	<b>C/P</b>	<b>W/C</b>	<b>TORT</b>	<b>L/S</b>	<b>TOTALS</b>
<b>Cash/Invest. Begin Month</b>	\$6,125,654.13	\$2,313,090.99	\$524,552.17	\$363,770.40	\$0.00	\$2,060,549.32	\$113,005.74	\$378,003.79	\$11,878,626.54
<b>Receipts</b>	\$445,555.96	\$536.46	\$122.79	\$25,134.67	\$0.00	\$711.11	\$1,297.43	\$485.84	\$473,844.26
<b>Disbursements</b>	\$687,021.56	\$44,718.94	\$104,301.58	\$23,907.75	\$0.00	\$3,114.78	\$5,389.97	\$0.00	\$868,454.58
<b>Cash/Invest. End Month</b>	\$5,884,188.53	\$2,268,908.51	\$420,373.38	\$364,997.32	\$0.00	\$2,058,145.65	\$108,913.20	\$378,489.63	\$11,484,016.22
<b>CASH IN BANKS</b>									
<b>Granville National Bank</b>	\$0.00	\$21,071.84	\$0.00	\$0.00	\$0.00	\$0.00	\$0.00	\$0.00	\$21,071.84
<b>First State Bank</b>	\$5,056.09	\$78,814.24	(\$5,395.72)	\$100,059.71	\$0.00	(\$17,097.86)	\$12,384.25	(\$119,648.63)	\$54,172.08
<b>North Central Bank</b>	\$0.00	\$46,328.99	\$0.00	\$0.00	\$0.00	\$0.00	\$0.00	\$0.00	\$46,328.99
<b>Total Cash in Banks</b>	\$5,056.09	\$146,215.07	(\$5,395.72)	\$100,059.71	\$0.00	(\$17,097.86)	\$12,384.25	(\$119,648.63)	\$121,572.91
<b>MONEY MARKET ACCTS.</b>									
<b>Granville National Bank</b>	\$368,846.88	\$60,141.17	\$12,934.59	\$0.00	\$0.00	\$0.00	\$4,911.36	\$0.00	\$446,834.00
<b>Rate 0.15%</b>									
<b>First State Bank</b>	\$777,254.38	\$179,123.99	\$24,731.35	\$154,655.55	\$0.00	\$110,321.76	\$54,873.44	\$290,079.83	\$1,591,040.30
<b>Rate 0.30%</b>									
<b>North Central Bank</b>	\$4,476,378.18	\$1,879,833.64	\$388,103.16	\$110,282.06	\$0.00	\$712,247.39	\$36,744.15	\$208,058.43	\$7,811,647.01
<b>Rate 0.30%</b>									
<b>Eureka Savings</b>	\$251,170.48								\$251,170.48
<b>Rate 0.45%</b>									
<b>Peru Federal Savings</b>	\$0.00								\$0.00
<b>Rate 0.00%</b>									
<b>USBank</b>	\$1,104.64								\$1,104.64
<b>Total Money Market Accts.</b>	\$5,874,754.56	\$2,119,098.80	\$425,769.10	\$264,937.61	\$0.00	\$822,569.15	\$96,528.95	\$498,138.26	\$10,101,796.43

**Putnam County Comm. Unit School Dist. #535  
Treasurers Report October 31, 2013**

PAGE 2 OF 2	EDUCATION	O/M	TRANSPORT	IMRF	C/P	W/C	TORT	L/S	TOTALS
<b>C/D INVESTMENTS</b>									
<b>Granville National Bank</b>									
									\$0.00
									\$0.00
									\$0.00
									\$0.00
									\$0.00
<b>First State Bank</b>									
29164 05/13/14 0.48%						\$712,096.83			\$712,096.83
30451 11/17/13 0.53%						\$206,802.02			\$206,802.02
31083 02/27/14 0.45%						\$333,775.51			\$333,775.51
									\$0.00
									\$0.00
<b>North Central Bank</b>									
									\$0.00
									\$0.00
									\$0.00
									\$0.00
									\$0.00
<b>Auditor Adjustments</b>									
<b>Tree Fund</b>		\$3,594.64							\$3,594.64
<b>Assets</b>	\$12,800.00								\$12,800.00
<b>Adjustments</b>									\$0.00
<b>Liabilities</b>	(\$8,422.12)								(\$8,422.12)
<b>TOTAL CASH &amp; INVESTMEN</b>	\$5,884,188.53	\$2,268,908.51	\$420,373.38	\$364,997.32	\$0.00	\$2,058,145.65	\$108,913.20	\$378,489.63	\$11,484,016.22

68

CERTIFIED CORRECT

*Alvin J. Rolando*

10/31/13

## ***November Principal's Report From the Desk of Mrs. Cross***

---

- **RtI Manual:** At our monthly administrative meeting the second draft of the RtI manual was shared with the administrative team. Briefly, the process was shared on how the committee came to decisions, the use of the LEASE office and a neighboring school psychologist as local experts in the field along with our own talent from the special education director to the district school psychologist. The draft will be shared electronically with the other buildings so it can easily be adapted to accommodate the needs in each building. The PCPS RtI leadership team will meet again soon to finalize appendices and final details to the manual. This has been tough work and hard topics had to be covered to get as far as we did. The intervention system will be strong, consistent and measurable. The building will have a framework to operate from and consistency will be found from building to building.
- **IPA Conference:** On October 21<sup>st</sup> and 22<sup>nd</sup> I attended the Illinois Principal's Association conference in Peoria. The two day conference offered me several opportunities to gather information, talk to grade level appropriate principals and to visit vendors that had applicable products for this age level student. Besides the two general sessions I attended sessions on Common Core report cards, technology integration, Google forms to name a few. I feel like I got the most out of the report card and the Google forms sessions for this building and the goals I have for myself. Thank you very much for this opportunity to attend, learn and bring back ideas for the building/district!
- **Common Core Update:** Currently, we are taking a staff meeting each week for each grade level to present their progress with the implementation of the Common Core Standards in the areas of English/Language Arts, Math and Science. The 2<sup>nd</sup> grade team presented last week on all three areas. They provided handouts to their colleagues and shared the things that were most beneficial to strong/thoughtful implementation of the standards. The setting was designed to encourage discussion of what is also difficult to do or implement. (For instance: Science has standards for plants and animals for all three grade levels and we need to look at what is taught so there is not significant overlapping or redundancy.)
- **Code Red Drill Practiced:** We conducted a building based Code Red drill this past week. This drill was conducted without law enforcement, but our next one will include them per Illinois School Code.
- **Veteran's Day Celebrated:** What a great assembly! Anita Ladage found fantastic individuals to participate. We had Staff Sgt. Emmer from the US Army and four individuals from the Magnolia Legion (Cal Lorenz, Don Junker, Gene Siegman and Sky Haws). Stg. Emmer told students about his helicopter job and students were able to ask lots of questions. Our friends from the Legion presented our "Colors" and were honored by the students with a beautiful version of the Star Spangled Banner and cards of appreciation.

Putnam County Principal Report  
November 14, 2013

**Theater Director**

Tom Bailey did a fine job, and our students did a great job in our fall play "Testing Testing". There was a small attendance at the play, we need to do a better job advertising the play. Mr. Bailey was informed about this.

**Athletics**

The volleyball season ended in the semi-finals of the regional against ElPaso/Gridley but our girls finished with a record of 26-5-1. They won the Tri-County Conference season and the Tri-County Conference Tournament. This was the best season in volleyball since 1999. Great Job Coach Kreiser and the girls!!

**Parent/Teacher Conference**

We had a total of 121 parent/teacher conferences. We passed out report cards as parents entered the school. We try different things to get parents into our building. If you know of something, pass it on. With teacherease and e-mail I have our teachers contact parents they would like to communicate with.

**Spirit Week**


We just finished spirit week and I believe a good time was had by all. The different days of dress-up were Cameo/Hick Day, Red Carpet Day, Generation Day, 80's Day, and Spirit Day. Miss Hulstrom and the music students do an excellent job throughout the week. The winning class this year was the seniors.

**1<sup>st</sup> Quarter Grades**

I have given you a copy of the 1<sup>st</sup> quarter grades. The grades were pretty normal for the 1<sup>st</sup> quarter. I would have liked our sophomore class to do better but it is typical of what they did last year.

	A	B	C	D	F
9	155	140	96	38	22
10	100	120	101	55	46
11	165	137	111	36	39
12	176	147	101	39	38





## Putnam County Elementary School

326 S. 5<sup>th</sup> St.  
Hennepin, IL 61327

Phone Number 1-815-882-2800 opt 2  
Fax Number 1-815-925-7435

### **Putnam County Elementary School Principal's Board Report November 18, 2013**

#### **Student Achievement**

- High Honor Roll and Honor Roll
  - 14- 5<sup>th</sup> Graders earned Honor Roll for the 1<sup>st</sup> Quarter
  - 13- 5<sup>th</sup> Graders earned High Honor Roll for the 1<sup>st</sup> Quarter
  - This is a great recognition for the student, their parents, and their teachers for the hard work and dedication to their academics.
- Rti
  - I have been working with Mr. Randolph to improve components of our Rti program. We are working to establish more concrete guidelines and procedures for Rti.

#### **Student Activities**

- Basketball
  - We have 12 5<sup>th</sup> Grade boys out for basketball and they are beginning their season on Friday, November 15<sup>th</sup>
- Bluestem Family Reading Night
  - On Thursday November 14<sup>th</sup> PCES held our 1<sup>st</sup> Family Reading Night. Students in Grades 4<sup>th</sup> and 5<sup>th</sup> selected a book from the Bluestem Reading list and as family read the book. We then met at PCES to discuss the book, do activities a s family about the book, and have a snack based on the book. Thanks to the 18 families who attended and especially Mrs. Boudreau, Mrs. Hall, Mrs. Peterson, and Mrs. Johnson for helping and attending. This is something we are planning on continuing once a month.
- 5<sup>th</sup> Grade Swim Unit
  - This month we have started a swim unit in 5<sup>th</sup> Grade PE class. The unit is focused on swim safety, swim techniques, and the health benefits of swimming. Mr. Anderson coordinated the unit with the Hennepin Pool. This is a great way to connect the community with our school and the resources Putnam County has.
- Hennepin Fire Department Winners
  - The Hennepin Fire Department held their yearly contest during Fire Prevention Week for each student to complete an escape route from their home. The winners were given a ride to school in a fire truck.
    - 3<sup>rd</sup> Grade- Layne Snachez

- 4<sup>th</sup> Grade- Erin and Connor Brooker
  - 5<sup>th</sup> Grade Jentsie Peterson
- The Hennepin Fire Department also conducted a contest to name the “Duck” – the mascot of the FD.
  - The winners were Alyssa Kelm and Tommy Twardowski who both had the winning name. The new name is Smokey the Duck.
- Anti-Bullying Assembly with Matt Wilhelm
  - On November 4<sup>th</sup> we had Matt Wilhelm an X Games BMX Rider who came and performed bike tricks for PCES. He also told the students of how he was bullied as a youth and how he overcame it. He also told each student to set goals and work hard to achieve them.
- Veteran’s Day
  - On November 8<sup>th</sup> PCES Celebrated Veterans’ Day with an assembly honoring our local Veterans, our Flag and Pledge, and most importantly the Character Counts Pillar of Citizenship.

### **Parent/Teacher Conference**

October 26<sup>th</sup> & 27<sup>th</sup> were Parent Teacher Conferences. This was a great way to have school-home communication focused on student achievement and academic success. The number of students who had parents attend the conferences are as follows:

- 3<sup>rd</sup> Grade= 100 %- either attended conference or phone conference
- 4<sup>th</sup> Grade=94%
- 5<sup>th</sup> Grade= 97%

The total number of parents of PCES students who were contacted by their teacher is actually 100% as any parent who did not attend was contacted by phone, e-mail, or a conference scheduled individually. The home-school communication is one key factor in student achievement and PCES staff has worked hard to establish open communication between home-school.

- On a side note- teachers also send home weekly Newsletters from their classrooms to keep parents informed of events in school.
- On another note, I send a Bulletin out on a bi-weekly basis and if you are interested in receiving it as well please e-mail me and I will add you on the list.

### **Professional Development**

- November 2:00 Dismissal
  - We continued the process of educating our staff on the new evaluation tool that will come out in 2014-2015. While the exact evaluation tool is not completed by the district. We have been educating the staff on the components that the tool needs to be based on. On Wednesday, November 13<sup>th</sup> PCES discussed Domains 1 & 4 of the Charlotte Danielson Model.
- Illinois Math Council
  - Debbie Ward attended the Illinois Math Council on for 2 days and attended many sessions on the Common Core Math Standards that she will share with the staff.
- Common Core Planning Day

- During November each grade level 3<sup>rd</sup>, 4<sup>th</sup>, and 5<sup>th</sup> all met for a day to continue the planning for the full implementation of the Common Core Standards- this month they focused on Math.

## **Technology**

- SMARTBOARDS
  - With the support of the PC School District and the PCEF we now have SmartBoards in all the regular ed and one Spec. Ed. Classrooms. This will enhance the education and allow for more critical thinking skills and application of knowledge of our students.
- iPADS
  - We also have iPads now that we are using and increasing our understanding of how they are utilized to improve the education of our students.
- 3-D Glasses
  - Mrs. Frund has borrowed the 3-D Glasses that the Jr. High has and is using them to enhance her Science unit. This is a great example of teachers using multiple resources to increase their students' academic experience, using technology, and sharing resources within our district. THANKS TO CARL FOR HIS TRAINING AND WILLINGNESS TO SHARE!!!

## **Evaluations**

- I have completed my first round of evaluations of all the non-tenured staff. I am now in the process of evaluating the tenured teachers who are on schedule. I have focused on the dialogue between myself and the teacher to focus on growth of the teachers to help increase student achievement.

## **Assessment**

- District Assessment Tool
  - I am in the process of leading a committee to examine the assessments we use as a district and examine other assessments that will help improve our assessment procedure and data analysis K-12.
  - This will be ongoing and I will keep the Board informed.

This month is another example of why PC Schools provide an excellent education for our students- in both academic areas and areas that focus on the whole child. As we approach the holiday season- I am truly Thankful to be part of the Putnam County School System as a former teacher and now principal. Enjoy the Holidays with your families!

**Principal's Report**  
**Prepared by Carl Carlson**  
**Putnam County Junior High**  
**November 15, 2013**

**Mid-Term for Second Quarter**

As I write this report, the mid-term for the second quarter is Friday, November 15<sup>th</sup>. We set another high standard for student achievement in the first quarter. During a recent honor roll awards assembly, we recognized a high percentage of achievement. This year marks the first time we used a 4.0 grade point average instead of a 5.0 scale. I want to provide a quick data comparison chart to show how our students are achieving at higher levels each year. Overall, 91/216=42% received honor roll recognition. This is down about 10% last year.

2013	6 <sup>th</sup> Grade 29/69=42%	7 <sup>th</sup> Grade 32/72=44%	8 <sup>th</sup> Grade 30/75=40%
2012		6 <sup>th</sup> Grade 37/62=60%	7 <sup>th</sup> Grade 27/69=39%
2011			6 <sup>th</sup> Grade 27/69=39%

As you can see, our current 8<sup>th</sup> graders have demonstrated a 1% increase as a class compared to their first quarter as sixth graders. The current 7<sup>th</sup> graders dropped dramatically. This is largely due to the students that have recently moved into the district this school year. The class has had thirteen new students move in which is a large increase. The 6<sup>th</sup> graders overall had a strong first quarter. Honor Roll is one area we as a junior high would look to use to compare data and hopefully be able to demonstrate as part of a consistent growth model. Our focus is to make sure we compare the class as they progress from year to year and not just compare current 7<sup>th</sup> graders to what last years 7<sup>th</sup> graders did. That practice does not accurately reflect the ability level of each specific class. Our hope at the junior high is that this is a direct result of the increased communication between the elementary staff and junior high staff and also our orientation program that we are continuing to try and strengthen. It should hopefully offer a correlation to the success of the ongoing curriculum mapping initiative.

**Girls' Basketball Winding Down as Boys' Season Gets Underway**

The junior high girls' basketball teams have again demonstrated their improvement during the year. The seventh grade team will be playing for 3<sup>rd</sup>/4<sup>th</sup> on Saturday, November 16<sup>th</sup> in Wenona at 3:00. The 8<sup>th</sup> grade girls' team will be playing for the conference championship also at Wenona at 6:45. Good luck to both teams. The 7<sup>th</sup> grade girls will be starting their IESA regional on Saturday, November 23<sup>rd</sup> in Oglesby. The 8<sup>th</sup> grade IESA regional will be hosted by PCJH starting on Tuesday, December 3<sup>rd</sup>. Good luck to both teams as they enter their post season.

The junior high boys' season has gotten underway with games the past two weeks. The 7<sup>th</sup> grade team stands at a record of 4-0 and the 8<sup>th</sup> grade team is currently 1-3 with a tough conference schedule beginning next week. This will be a very busy stretch over the next two or three weeks with both the boys' and girl's groups sharing gym space for games and practices. Good luck to all the teams as they represent the school this winter season.

### **Parent-Teacher Conferences**

Our numbers for attending parent-teacher conferences was not as good as we hope for. The initial numbers look like we were again around 20% compared to 21% last year and 30% the years before that.

We still have some teachers following up with phone calls and emails for some parents that could not attend. We still are not getting the parents in for students that are struggling. We again went back to requiring parents to come in and pick up student report cards because the conferences were closer to the end of the quarter. The previous year we sent the report cards home a week earlier. Students are not consistently taking the report cards home especially if the results are less than favorable. Also, with Teacherease, a majority of parents already know the results of the grades and there are not many surprises with results. I directed the staff to work toward one hundred percent contact with the students in their homeroom. Our goal is to have this completed by the end of the semester and to also make sure student mid-terms are received. The idea is to contact the parents and inform students so there is adequate time to improve their performance.

The issue of retention is again a hot topic during our team discussions the past week and a half. The issue centers on students that continue to fail multiple classes from the first quarter report card. Again, the big concern here goes back to the poor attitude and not completing required work. I am in the process of contacting the parents of this small group and scheduling a meeting with the parents, students, and grade level team to inform them of the urgency of the situation and what could happen if the student continues on the same course. For your information, this number is about the same as last year with two or three students per grade level.

### **Staff Evaluations**

Staff evaluations have been going well. The staff remains very committed to student achievement and ultimately cares about the students. I plan to have the first round of evaluations completed prior to the winter break. I do have to point out that it is very refreshing to observe classrooms. It serves as a great reminder as to why we do what we do – it is about teaching and learning and seeing that process unfold right before your eyes.

### **Overall Atmosphere**

Again, it has been that time of year where there have been a few disruptions to the “normal” school routine with extended weekends, Veterans’ Day assembly, upcoming holidays, and Red Ribbon Week. However, these are all part of the whole process. The Student Council sponsored Red Ribbon Week and there was a tremendous level of participation by the student body. The students dressed in different themes each day. Thanks to Mrs. Carboni and all the Student Council members for all their hard work.

Our school held an assembly to honor our local veterans on Friday, November 8, 2013 at 2:00. We had a pretty good turnout with veterans in attendance. Mr. Lombardo coordinated the event with the band playing a couple songs. Students read short essays about what Veterans’ mean to them. The event was concluded with a military ensemble

representing each branch of service. Thanks so much to those that attended the event and to the hard work by students and staff to make the event possible. This is an event that has gained momentum and the community veterans' state they look forward to this event each year. I am glad that we can provide such a program.

Our building is working through some tough behavioral issues surrounding a handful of students. These types of behaviors have become disruptive to some classes and our staff is working together to help students understand the expectations. Again, most of these behavioral issues seem to revolve around some new students to our district. Overall, there is an extremely high percentage of students doing great things and we need to make sure not to let a few students overshadow those accomplishments.

I look to continue motivating the staff and students as we head into the halfway point of the year. There are so many initiatives going on right now with Rising Star, ongoing curriculum map review, embedding of common core standards, evaluations, and the list goes on. The key is for us to focus on the positives going on within the building.

## **Transportation Update**

**November 13, 2013**

- 10/21/13** I received an e-mail message from Irene Parola about problems with two students on Bus 121. Irene was in contact with Mr. Carlson, and Johannes Bus Company will continue monitoring the situation.
- 10/22/13** There were some questions expressed regarding changes in bus routes, specifically the Red Bus Route. Following the newly established protocol, Irene provided a thorough explanation of the route changes and confirmed that all parents would be notified of the changes.
- 10/29/13** A concern was expressed by a parent about alleged bullying on the Light Blue Bus. I e-mailed Teri at Johannes, and they will closely monitor the situation. (They checked the bus discs to determine if bullying had occurred.)

*Overall, Johannes Bus Service has improved their communication tremendously. Jason Johannes was even willing to lower the cost of the field trip transportation fees for our district. Our willingness to take a strong stand with them has proven quite beneficial, both financially and regarding communication.*

**Putnam County Community Unit School District #535**  
**Jay McCracken, Superintendent**  
**400 E. Silverspoon Avenue**  
**Granville, IL 61326**  
**Phone 815/882-2800, option 5**  
**Fax 815/882-2802**

Date: 11/13/13


The CD bid in the amount of \$206,985.24 with a term of 12 months has been awarded to: First State Bank.

The following summarizes each bank's submitted CD APY:

First State Bank 0.70

Granville National Bank 0.30

North Central Bank 0.30

Signature: Jay McCracken 

**State Funding Update**

**November 13, 2013**

<b>E.C.E. (Early Childhood)</b>	<b>\$91,960</b>
<b>Transportation</b>	<b>\$95,086</b>
<b>Special Education</b>	<b>\$88,777</b>
<b>Drivers' Education</b>	<b>\$2,547</b>
<hr/>	
<b>Total</b>	<b>\$278,370</b>



## Economic Update

---

### Summary of Recent Economic Data

Even when the Federal Reserve does nothing, it still makes headlines. Investors have been focused on each meeting of the central bank's policy committee because of an expected scaling back of its massive bond purchasing economic stimulus program. However, the nation's central bank has decided to stand pat for now until the strength of the economic recovery is "sustained" enough to warrant the beginnings of a pullback.

The Fed continues to wait and see, and as widely expected the members of the Federal Reserve's Federal Open market Committee ("FOMC") agreed not to tinker with its extraordinary easy monetary policy of: (i) buying \$85 billion a month in bonds in order to lower longer-term interest rates; and (ii) in a separate thrust, keeping short-term rates near zero. Included in the FOMC's assessment was the observation that the strong growth in the housing sector earlier in the year had cooled down somewhat and, as it has stated before, the federal government's "fiscal policy is restraining economic growth." The federal government has faced forced budget cuts, unresolved battles over its budget, a threat of a debt default, and a 16-day shutdown during the month of October. The shutdown has, among other things, delayed the release of high-quality economic data, which adds to the challenges that the Fed faces. The increasing policy uncertainty and resulting fiscal drag played a role in the decision to keep the Fed's bond-buying program intact. While the "uncertainty tax" will continue to be a drag in coming months, the Fed will continue to evaluate economic data for signs of sustained improvements before making changes to its current policy. Nevertheless, current quantitative easing is unchanged as policy rates remain the same with the Fed Funds target rate at a range of 0.00% to 0.25%.

GDP growth for the third quarter of 2013 surprised on the high side as inventories played a big role in the increase. Real GDP for the U.S. grew by 2.8% during the third quarter of 2013, following a 2.5% rise in the previous quarter. However, overall, the U.S. economy is not as strong as the headline figure suggests and the market may see a pullback in the fourth quarter due to inventories.

The most recent jobs report toppled expectations, though there were still some weak spots. Total payroll jobs in October increased by 204,000 jobs, following an increase of 163,000 jobs in September. The consensus forecast was for a 120,000 rise in jobs in October. The unemployment rate firmed up to 7.3% in the month of October after dropping to 7.2% in September (the median forecast was for a 7.3% unemployment rate). Overall, the employment report showed moderately healthy jobs gains, but there was sluggishness in wages and hours and the unemployment rate rose.

Consumers have been gloomy and really upset by the wrangling in Washington. The consumer confidence index declined to a level of 71.2 in October from a level of 80.2 in September, which was below expectations. Gloomy views about the economic outlook drove the index lower. Economists have noted that more wrangling in Washington is likely, especially with the federal government only being funded until January. This may bode ill for consumer confidence and for retailers during the upcoming holiday shopping season. On the other hand, some economists think consumer confidence is highly volatile and could also possibly rally.

Manufacturing activity rose in the month of October despite the battles in Washington. The budget disputes in Washington seemed not to have affected the manufacturing sector according to the most recent gauge of manufacturing activity in October. The ISM manufacturing index rose to a level of 56.4 in October from a level of 56.2 in September, which was a faster pace than expected (readings over 50.0 indicate expansion). This was the highest level since April of 2011. New orders, which are forward-looking, edged higher and stood at a robust level above 60.0 for the third consecutive month. New export orders also increased, suggesting that the economies in Europe and China are improving. Other constituents of the ISM manufacturing index continue to remain in expansionary mode.

The ISM non-manufacturing composite rose to a level of 55.4 in October versus an already solid 54.4 level seen in September. Prior strength in new orders gave an increasing boost to current conditions as this service sector report pointed to building momentum in ongoing activity in what will be a boost for expectations for fourth-quarter GDP.

Inflation still continues to remain low and be tame. Producer price inflation eased at the headline level but firmed at the core level. The producer price index (PPI), which tracks changes in the prices of "finished goods," dropped by 0.1% in September, which was counter to expectations of an increase. The decrease was primarily because of lower food prices. Compared with one year ago, producer price growth decelerated to 0.3% in September from 1.4% in the month of August. "Core" producer inflation, which excludes volatile food and energy prices, increased 0.1% for the month and 1.2% for the year.

The consumer price index (CPI) increased by 0.2% in September, with higher energy prices contributing to half of the rise. Higher costs of medical care, shelter, and fuel also contributed to the increase. Energy prices increased by 0.8% and food prices were flat. Compared with one year ago, overall consumer inflation slowed down to 1.2% in September from 1.5% in the month of August. Core consumer inflation increased 0.1% for the month and by 1.7% for the year. Separately, the Social Security Administration said that social security benefits, which are linked to inflation, would increase by 1.5% in the 2014 calendar year, which is amongst the lowest increases in years.

Retail sales declined in September as automobile sales plunged. Sales decreased by 0.1% in the month of September, which was below expectations. The drop was blamed on a 2.2% decline in the sales of automobile vehicles, but this may have been more of a technical reporting issue than reality. Excluding automobiles, sales actually increased by 0.4%. Outside of the retail automobile sector, growth varied. Department store sales were down, for example, while sales at electronics and appliance stores were up. Economists have noted that among the latter, there appeared to be little lift in sales from the introduction of new electronic devices.

Industrial production in September ticked up to its 2007 average level for the first time since the financial crisis. Cool weather and automobile sales drove industrial output in September. The nation's industrial output from manufacturing, mining, and utility plants increased by 0.6% in September, which was the largest gain since February of 2013. The seasonally adjusted 0.6% gain was helped by an increase in utility usage despite lower rates of manufacturing growth than what were seen in the prior three years. Manufacturing grew slower than expected despite continuing strong auto-sector gains. Manufacturing output rose by 0.1%, mining output added 0.2%, while utility output increased by 4.4%. Reflecting atypically cold weather, utilities output gave overall production a lift by bouncing back strongly after five months of decreasing. Mining production moved higher for the sixth straight month in a row. For the third quarter, production rose at an annual rate of 2.3% compared with a 1.1% gain in the second quarter. Capacity utilization rose to 78.3% from 77.9%. This is the highest rate since July of 2008.

Overall consumer spending slowed a bit as expected at the end of the third quarter to +0.2% in the month of September following a 0.3% rise in August. Weakness was seen in durable goods, which offset gains for non-durable goods and services. Personal income was up by +0.5% in September for a second consecutive month. Growth in wages and salaries did slow by 0.1%, but that still came in at a respectable 0.4%.

The government's acquisition of student loans is once again inflating gains for consumer credit which rose by \$13.7 billion in September versus a gain of \$14.2 billion in August. The latest gains were entirely in the non-revolving component which jumped up by \$15.8 billion with details showing another big unadjusted gain in the federal government component where student loans are classified. Revolving credit, the component where credit card debt is tracked, is down by \$1.2 billion for a fourth straight decline.

---

---

## Fixed Income Market

During its October 29-30 meeting, the FOMC kept its \$85 billion of monthly bond purchases in place, stating that while the labor market seemed to be improving, there was a slowdown in the housing recovery and the trend to lower inflation was potentially a problem. The money market sector enjoyed some excitement around the debt ceiling events, but has now settled back to cyclically low rates, and there is no evidence that the Fed will raise the Federal Funds rate until at least mid-2015. It should be noted that Federal Agency and corporate spreads continue to grind lower as investors scrape for a few cents of yield, although a careful shopper may find some value in specific issues.

The partial government shutdown and threat of a debt ceiling crisis caused widespread uncertainty last month and roiled the short-term Treasury markets before Congress and President Obama agreed to a temporary fix. Estimates are that the crisis cost the economy \$24 billion. However, because the release of economic statistics compiled by the federal government was delayed, which was an indirect result of the shutdown, the true economic cost may not be known for months. Uncertainty prevails as Washington has set the stage for more drama over the budget and debt ceiling. Delays in the release of economic data have clouded the economic horizon and succession at the Fed means no real changes in current policies.

President Obama nominated Janet Yellen, the current vice chair of the Federal Reserve, to succeed Ben Bernanke when his term expires in January of 2014. Ms. Yellen is expected to continue the current FOMC policy in place of pumping money into the financial system, and indeed, some investors believe that she will tilt the Fed even further towards its dovish direction.

The U.S. Federal Reserve stayed on course with its bond buying at its meeting last week. The Fed stated that the world's largest economy is still expanding at a moderate pace in a statement that suggests a slowing of asset purchases in December or January is still a slight possibility and under consideration. The rate-setting Federal Open Market Committee made no changes to its policy at its October meeting, keeping its asset purchases steady at \$85 billion a month, but its statement did imply that it does not see a lot of damage from the three-week government shutdown earlier in October.

Overall, yields are trading in the lower end of their ranges in a market dominated by uncertainty. Intra-month, 30-day Treasury bills spiked as high as 0.45% in mid-October due to fears of a delay in payment, but rates have fallen back to the same 0.00% to 0.05% range where they had traded at the end of September. The average overnight repurchase agreement rate is around 0.07% while three-month LIBOR remains at 0.24%. Interest rates may move in narrow ranges until the effects of the debt ceiling crisis are revealed and the Fed clearly states what its next move will be. The drumbeat for the Fed to begin to taper is growing louder as some commentators in the market worry about a stock market bubble and even a housing bubble, but sluggish growth and declining inflation have given the Fed pause thus far.

Treasury and Agency rates in the 0 – 12 month area remain near all-time lows as the market approaches the 5-year anniversary next month of the Fed's "zero interest rate policy" (ZIRP). The T-Bill curve offers little value and is incredibly flat with 6 – 12 month maturities offering yields in a tight range of 0.08% to 0.10%. Although repo rates have settled into a "better than expected" 0.05% to 0.08% post-debt ceiling range, repo collateral supply will be scarce over year-end as dealers cut balance sheets. January Federal Agency discount notes and T-Notes in the 0.05% to 0.07% area when available offer good value for investors that need to park cash into the new calendar year. As the market approaches 12/31/2013, it is likely that yields on January paper will fall back to the 0.00% range once again.

Regulatory pressures continue to weigh on short-term funding markets, creating a supply/demand imbalance for short paper and thus a steep yield curve. Bank regulators continue to urge financial institutions to move away from the short-term market in favor of longer-term, more stable funding. With continued strong demand for high-quality, cash instruments from money market funds and other short-term investors, issuers are in the driver's seat regarding term, price, and structure. For example, most of the large issuers are currently dictating very specific maturity dates to meet their needs and some are starting to issue CP/CD securities with a 35 day call date before maturity. This structure exemplifies the strong incentive from regulators to avoid short-term debt. Despite these recent changes and although 3-month LIBOR has hit new all-time lows in recent weeks, short-term Commercial Paper and CDs remain a very attractive alternative to Treasuries and Agencies near 0.00%. Investors continue to favor 3 – 6 month maturities from Japanese, Nordic, and select European issuers with yields currently in the 0.20% to 0.30% range. A few U.S. banks have also come back to the market recently and offer value in the 6 – 9 month bucket.

The market remains hostage to the Fed's views on when to alter their current accommodate monetary policies, as opposed to trading the market based on economic fundamentals. After briefly popping up in early November with the prospect of a Fed taper at the December meeting, interest rates rallied back to the autumn lows from mid to late October. Rumbling and grumbling about the Fed potentially lowering their policy target on the unemployment rate from 6.5% to 6.0%, or even 5.5%, as a counterbalance to the onset of tapering further depressed rates with many market participants beginning to delay a Fed Funds rate hike into late 2015 or early 2016. There was a dramatic move higher in rates following a robust employment report Friday with the curve steepening considerably. The stronger than expected report has the supporters of a December taper speaking more loudly.

Federal Agency spreads have been little changed in the past few weeks. Two-year and 3-year bullets are currently 4 to 7 basis points over comparable maturity Treasuries. Double digit spreads in the 3½ to 4 year maturity range offer value currently. Five-year Agency bullet spreads have pushed into the upper teens.

Callable Agency issuance has revived on the front end following the market rally. For example, 2NC6 month at 0.40% and 3NC1 year at 0.75% might offer an attractive option with rates at these levels. Most fixed-income investors still value the steepness of the yield curve, which adds considerable value to 3-year bullets. Yield curve value in 2-year Agency bullets has been bled dry by the flattening in the front end of the yield curve and callable securities might prove to be an attractive alternative at these levels.

The new issue corporate market has picked up with large issues from a number of high-quality issuers the past few weeks. This has led the market to sell out of some front-end pieces to make room in portfolios for longer credits. This might prove to be a good opportunity for public funds investors to add high-quality issuers to their portfolios in the 2-year and under maturity range as the market has seen larger blocks trade recently.

*This material is based on information obtained from sources generally believed to be reliable and available to the public; however PFM Asset Management LLC cannot guarantee its accuracy, completeness or suitability. This material is for general information purposes only and is not intended to provide specific advice or a specific recommendation. All statements as to what will or may happen under certain circumstances are based on assumptions, some but not all of which are noted in the presentation. Assumptions may or may not be proven correct as actual events occur, and results may depend on events outside of your or our control. Changes in assumptions may have a material effect on results. Past performance does not necessarily reflect and is not a guaranty of future results. The information contained in this presentation is not an offer to purchase or sell any securities.*

---

# Monthly Market Review

October 2013

## Economic Highlights

- The partial government shutdown and threat of a debt ceiling crisis caused widespread uncertainty and roiled the short-term Treasury market before Congress and President Obama agreed to a temporary fix.
- Estimates are that the crisis cost the economy \$24 billion. However, because the release of economic statistics compiled by the federal government was delayed—an indirect result of the shutdown—the true economic cost may not be known for months.
- President Obama nominated Janet Yellen, current vice chair of the Federal Reserve (Fed), to succeed Ben Bernanke when his term expires in January 2014. Ms. Yellen is expected to continue the current Federal Open Market Committee (FOMC) policy of pumping money into the financial system, and indeed some believe she will tilt the Fed even further toward its dovish direction.
- Meanwhile, during its October 29-30 meeting, the FOMC kept its \$85 billion of monthly bond purchases in place, stating that while labor markets seemed to be improving, there was a slowdown in the housing market recovery and the trend to lower inflation was potentially a problem.
- Nonfarm payrolls increased by 148,000 in September, and the unemployment rate fell slightly to 7.2% from 7.3% in August. The report, however, may have been skewed by the government shutdown, and it may be months before the true tenor of the labor market is known.

## Bond Markets

- Yields declined modestly in October in a market dominated by uncertainty. Overall, benchmark Treasury yields declined 0.05% for maturities greater than three years and ended the month near July's levels.
- Intra-month, 30-day Treasury bills spiked as high as 0.45% due to fears of a delay in payment, but by the end of the month, they had fallen back to the same 0.025% rate where they had traded at the end of September.
- October marked another month of heavy corporate issuance. According to Bloomberg, new investment-grade issuance totaled slightly more than \$100 billion, as companies rushed to take advantage of the decline in rates since their recent highs in early September.
- Investors able to buy credit were rewarded, as corporate indices outperformed comparable-duration Treasuries and Agencies. Within corporates, in a continuation of trends in place all year, Financials bested Industrials, and lower-rated

single-A issues returned more than higher-rated double-A issues.

- Another fixed-income sector that performed especially well in October was bonds with embedded prepay options: callable Agencies and mortgage-backed securities. The strong month was essentially a reversal of weakness seen in the summer, when these bonds became more sensitive to changes in yields as interest rates rose.

## Equity Markets

- The S&P 500 Index gained a hefty 4.60% during October in a broad-based rally where the worst return of all 10 sectors in the index was still a healthy 3.65%.
- With the third-quarter earnings season mostly finished, sales for companies in the S&P 500 Index grew approximately 2.5% and profits increased 3.4%.
- Other stock markets, such as international and emerging-markets equities, were positive, although in most cases they lagged the S&P 500 Index. China was the notable exception, where a surge in short-term borrowing costs produced negative returns for Chinese stocks.

## PFMAM Outlook

- Uncertainty prevails as Washington has set the stage for more drama over the budget and debt ceiling, delays in the release of economic data have clouded the horizon, and succession at the Fed means policies could change.
- The result is that interest rates may move in narrow ranges until the effects of the debt ceiling crisis are revealed, and the Fed clearly states what its next move will be. The drumbeat for the Fed to begin to taper is growing louder as some market commentators worry about a stock market bubble and even a housing bubble, but sluggish growth and declining inflation have given the Fed pause thus far.
- The money market sector enjoyed some excitement around the debt ceiling events but has now settled back to cyclical low rates, and there is no evidence that the Fed will raise the federal funds rate until at least mid-2015.
- In our view, uncertainty suggests caution. When—not if—the Fed begins to taper, rates could march higher again, and the curve could steepen. Riding the yield curve may protect against the move in shorter maturities, but five-year and longer maturities could be marked for peril.
- Federal Agency and corporate spreads continue to grind lower as investors scrape for a few cents of yield, although a careful shopper may find some value in specific issues.



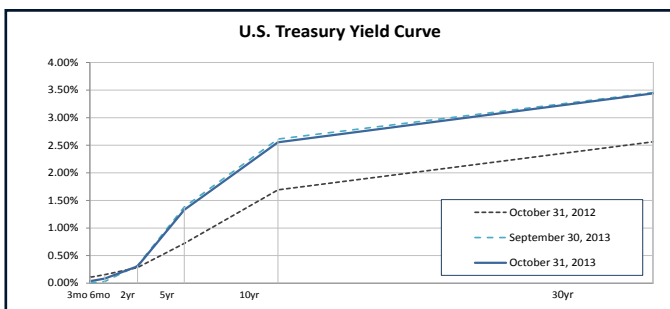
U.S. Treasury Yields				
	October 31, 2012	September 30, 2013	October 31, 2013	Monthly Change
3 Month	0.11%	0.01%	0.04%	0.03%
6 Month	0.16%	0.03%	0.08%	0.05%
2 Year	0.28%	0.32%	0.31%	(0.01%)
5 Year	0.72%	1.38%	1.33%	(0.05%)
10 Year	1.69%	2.61%	2.56%	(0.05%)
30 Year	2.56%	3.45%	3.44%	(0.01%)

Federal Agency Yields				
	October 31, 2012	September 30, 2013	October 31, 2013	Monthly Change
3 Month	0.13%	0.03%	0.05%	0.02%
6 Month	0.15%	0.06%	0.09%	0.03%
2 Year	0.33%	0.37%	0.38%	0.01%
5 Year	0.97%	1.71%	1.69%	(0.02%)
10 Year	2.24%	3.27%	3.28%	0.01%
20 Year	3.24%	4.17%	4.15%	(0.02%)

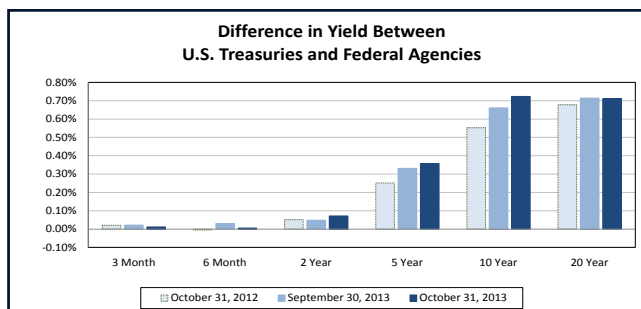
Spot Prices				
	October 31, 2012	September 30, 2013	October 31, 2013	Monthly Change
US Dollars per Euro	\$1.30	\$1.35	\$1.36	0.7%
Crude Oil \$/Barrel	\$86.24	\$102.33	\$96.38	(5.8%)

Upcoming Indicators to Watch					
Release Date	Release	For	Consensus	Prior	
Nov 5	ISM Non-Manf. Composite	Oct	54	54.4	
Nov 7	GDP Annualized QoQ	3Q A	2.00%	2.50%	
Nov 7	Personal Consumption	3Q A	1.60%	1.80%	
Nov 7	Consumer Credit	Sep	\$12.000B	\$13.625B	
Nov 8	Change in Nonfarm Payrolls	Oct	120K	148K	
Nov 8	Unemployment Rate	Oct	7.3%	7.2%	
Nov 8	Univ. of Michigan Confidence	Nov P	74.5	73.2	
Nov 14	Trade Balance	Sep	-\$39.1B	-\$38.8B	
Nov 15	Industrial Production MoM	Oct	0.10%	0.60%	
Nov 15	Capacity Utilization	Jun	78.20%	78.30%	
Nov 20	Consumer Price Index YoY	Oct	--	1.20%	
Nov 20	Retail Sales Advance MoM	Oct	--	-0.10%	
Nov 20	Existing Home Sales MoM	Oct	--	-1.90%	
Nov 21	Producer Price Index YoY	Oct	--	0.30%	
Nov 26	Durable Goods Orders	Oct	--	3.70%	

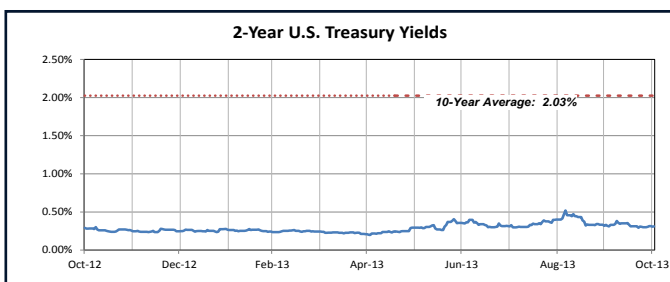
Benchmark Rates				
	October 31, 2012	September 30, 2013	October 31, 2013	Monthly Change
1 Month LIBOR	0.21%	0.18%	0.17%	0.0%
Fed Funds Target Rate	0.25%	0.25%	0.25%	0.0%



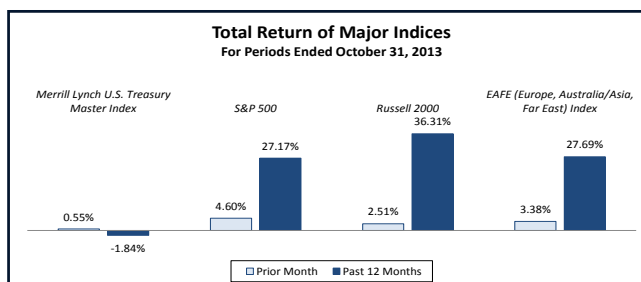
The shape of the Treasury yield curve was generally unchanged from the prior month.



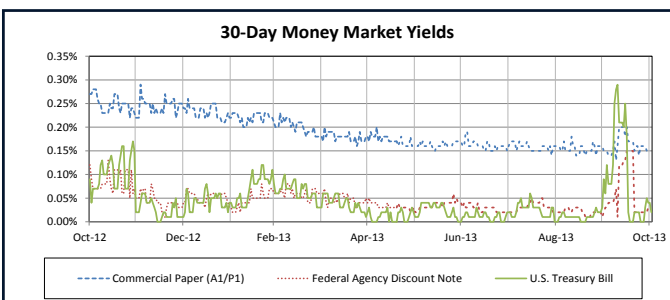
Agency spreads widened slightly across intermediate maturities for the month of October.



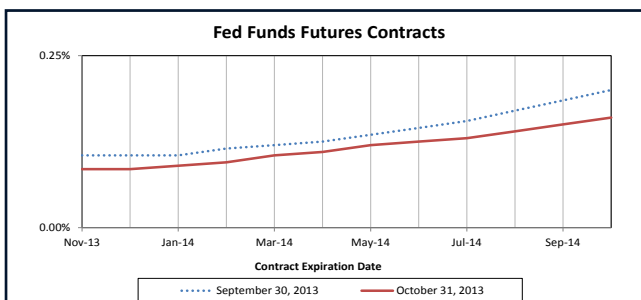
The yield on the two-year U.S. Treasury Note fell 1 basis point (0.01%) from the end of September to the end of October.



Domestic and international equities outperformed U.S. Treasuries in October; all of the major indices shown had a positive month.



The money market sector enjoyed some excitement around the debt ceiling events but has now settled back to cyclical low rates.



At its most recent meeting, the Fed decided to continue its monthly bond purchases and remained committed to keeping the federal funds target rate in a range of zero to 0.25%.

Source: Bloomberg. Data as of October 31, 2013.

The views expressed within this material constitute the perspective and judgment of PFM Asset Management LLC (PFMAM) at the time of distribution and are subject to change. Information is obtained from sources generally believed to be reliable and available to the public; however, PFMAM cannot guarantee its accuracy, completeness, or suitability. This material is for general information purposes only and is not intended to provide specific advice or recommendation. The information contained in this report is not an offer to purchase or sell any securities. PFMAM is registered with the Securities and Exchange Commission under the Investment Advisers Act of 1940. PFMAM's clients are state and local governments, non-profit corporations, pension funds, and similar institutional investors. [www.pfm.com](http://www.pfm.com).

**Tax Levy ....continued  
November, 2013**

$$\frac{\text{E.A.V.}}{100} \quad \text{X Tax Rate} = \text{Income}$$

$$\frac{\$129,900,287}{100} \quad \text{X } 3.96\% = \$5,144,051.37$$

**\*The above estimate demonstrates the amount of tax dollars that could be generated in the tax levy, specifically if we include the additional amount in the Tort Fund.**

**Tax Levy Information  
Putnam County CUSD 535  
November, 2013**

**Tax Levy and Tax Rate**

**When a school district makes its tax levy, it sets or requests a specific amount of money to be collected on its behalf by county officials. Whether or not a district receives all of the dollars it requests will be related directly to the total equalized assessed valuation (E.A.V.) of the district. The levy requested will be forthcoming only if the E.A.V. allows those dollars to be generated by the tax rate allowable to the district by State law or referendum.**

**How to Determine Tax Rate:**

$$\frac{\text{Amount of Dollars Needed}}{\text{E.A.V.}} \times 100 = \text{Tax Rate}$$

**How to Determine Income:**

$$\frac{\text{E.A.V.}}{100} \times \text{Tax Rate} = \text{Income}$$

**\*Based upon the Rate Setting E.A.V. of \$129,900,287, our projected income will be \$5,144,051.37. This amount is generated utilizing the 3.96% tax rate from last year. (In the three prior years, the tax rate had been 3.74%. The increased tax revenue would be generated as a result of the projected E.A.V. and the increased Tort Levy.)**

**Assessor Estimated EAV Report by Tax District**  
**Putnam County**

535 - Unit School District 535

<b>Totals</b>		<b>Board of Review Abstract</b>	149,540,856
- Exemptions			0
- Under Assessed			0
+ State Assessed			1,700,498
<b>Total EAV</b>			<b>151,241,354</b>
- Tif Increment / Ezone			21,341,067
<b>Rate Setting EAV</b>			<b>129,900,287</b>

<b>New Construction</b>		<b>Commercial</b>	0
		<b>Farm</b>	0
		<b>Industrial</b>	0
		<b>Local Rail Road</b>	0
		<b>Mineral</b>	0
		<b>Residential</b>	0
		<b>Total</b>	0

Exemption Category	Commercial		Farm		Industrial		Local Rail Road		Mineral		Residential		State Rail Road		Totals	
	Value	Count	Value	Count	Value	Count	Value	Count	Value	Count	Value	Count	Value	Count	Value	Count
Board of Review Abstract	8,600,453	287	34,675,228	1,816	42,611,525	64	0	0	20	20	63,653,630	2,954	0	0	149,540,856	5,141
- Home Improvement	0	0	0	0	0	0	0	0	0	0	0	0	0	0	0	0
- Veterans	0	0	0	0	0	0	0	0	0	0	0	0	0	0	0	0
+ State Assessed	0	0	0	0	32,253	0	0	0	0	0	0	0	0	0	1,700,498	0
- EAV	8,600,453	0	34,675,228	0	42,643,778	0	0	0	20	0	63,653,630	0	0	0	151,241,354	0
- Senior Assessment Freeze	0	0	0	0	0	0	0	0	0	0	0	0	0	0	0	0
- Owner Occupied	0	0	0	0	0	0	0	0	0	0	0	0	0	0	0	0
- Senior Citizen's	0	0	0	0	0	0	0	0	0	0	0	0	0	0	0	0
- Disabled Person	0	0	0	0	0	0	0	0	0	0	0	0	0	0	0	0
- Disabled Veteran	0	0	0	0	0	0	0	0	0	0	0	0	0	0	0	0
- Returning Veteran	0	0	0	0	0	0	0	0	0	0	0	0	0	0	0	0
- Fraternal Freeze	0	0	0	0	0	0	0	0	0	0	0	0	0	0	0	0
- Vet Freeze	0	0	0	0	0	0	0	0	0	0	0	0	0	0	0	0
- Under Assessed	0	0	0	0	0	0	0	0	0	0	0	0	0	0	0	0
- E-Zone	274,592	1	1,909,090	5	19,157,445	6	0	0	0	0	0	0	0	0	21,341,067	12
- TIF	0	0	0	0	0	0	0	0	0	0	0	0	0	0	0	0
- Damages	0	0	0	0	0	0	0	0	0	0	0	0	0	0	0	0
= Taxable Value	8,325,921		32,766,138		23,454,080		0	0	20	0	63,653,630		0	0	1,668,245	129,900,287

## INDEMNITY AGREEMENT

**THIS INDEMNITY AGREEMENT** (the "Agreement") made as of this 6th day of October, 2013 (the "Execution Date"),  
**BETWEEN:**

TROY simplified technologies, inc. of 11 Wolfer Industrail Drive, Spring Valley, IL, 61362  
(the "Indemnitee")

and

Putnam County CUSD 535

of 400 E Silverspoon Ave, Granville, IL 61326  
(the "Indemnifier")

### **BACKGROUND:**

1. The Indemnitee desires protection against any personal liability, claim, suit, action, loss, or damage that may result from the Indemnitee's participation in the Activity.
2. The Indemnifier wishes to minimize any hardship the Indemnitee might suffer as the result of any personal liability, claim, suit, action, loss, or damage that may result from the Indemnitee's participation in the Activity.

**IN CONSIDERATION** and as a condition of the Indemnifier and the Indemnitee entering into this Agreement and other valuable consideration, the receipt and sufficiency of which consideration is acknowledged, the Indemnifier and the Indemnitee agree as follows:

#### **1. Definitions**

1. The following definitions apply in the Agreement:
  1. "Activity" means the following:  
breach of security and/or loss of data pertaining to any data stored on the TROY simplified technologies,inc ftp server.
  2. "Expenses" means all costs incurred in the defense of any claim or action brought against the Indemnitee including attorneys' fees.
  3. "Notice of Claim" means a notice that has been provided by the Indemnitee to the Indemnifier describing a claim or action that has or is being brought against the Indemnitee by a Third Party.
  4. "Notice of Indemnity" means a notice that has been provided by the Indemnitee to the Indemnifier describing an amount owing under this Agreement by the Indemnifier to the Indemnitee.
  5. "Parties" means both the Indemnitee and the Indemnifier.
  6. "Party" means either the Indemnitee or the Indemnifier.
  7. "Third Party" means any person other than the Indemnifier and the Indemnitee.

#### **2. Indemnification**

2. The Indemnifier will hold harmless and indemnify the Indemnitee against any and all claims and actions arising out of the participation of the Indemnitee in the Activity, including, without limitation, Expenses, judgments, fines, settlements and other amounts actually and reasonably incurred in connection with any liability, suit, action, loss, or damage arising or resulting from the Indemnitee's participation in the Activity. subject to the limits on indemnification described in the section titled Exceptions to Indemnification. the above indemnification does not include indemnification of the Indemnitee against a claim caused by the negligence or fault of the Indemnitee, its agent or employee, or any third party under the control or supervision of the Indemnitee, other than the Indemnifier or its agent, employee or subcontractors.
3. In the case of a criminal proceeding, the Indemnitee will not be indemnified by the Indemnifier.
4. **Exceptions to Indemnification**
4. The Indemnitee will not be entitled to indemnification from the Indemnifier for any Expenses, judgments, fines, settlements and other amounts incurred as the result of the Indemnitee's participation in the Activity where:
  1. in the case of a civil claim, the Indemnitee did not act in good faith and in a reasonable manner;

2. the claim or action is of a criminal nature;
  3. the actions or conduct of the Indemnatee constituted wilful misconduct or was knowingly fraudulent or deliberately dishonest;
  4. the Indemnatee will or has received payment under a valid and collectible insurance policy or under a valid and enforceable indemnity clause, bylaw or agreement, except where payment under this insurance policy, clause, bylaw or agreement is not sufficient to fully indemnify the Indemnatee in which case the Indemnifier will be responsible for any shortfall in payment received; or
  5. an action or proceeding was initiated in whole or in part by the Indemnatee whether alone or along with one or more other claimants unless the action or proceeding has the written consent of the Indemnifier.
5. **Notice of Claim**
5. In the event of any claim or action, the Indemnatee will promptly provide the Indemnifier with written notice of the claim or action and will notify the Indemnifier within five (5) business days of the commencement of any legal proceedings relating to the claim or action. The Indemnatee will provide the Indemnifier with all available information known to the Indemnatee relating to the claim or action.
6. **Authorization of Indemnification**
6. In any case where the Indemnatee requires indemnification, the Indemnifier will make the determination of whether indemnification is appropriate having given consideration to the terms described in the Exceptions to Indemnification section. If the Indemnatee disagrees with the determination of the Indemnifier then the matter must be referred for review and determination to independent legal counsel reasonably satisfactory to the Indemnatee. In all cases the Indemnifier will bear all costs of any independent determination.
7. The Indemnifier will bear the burden of proving that indemnification is not appropriate.
8. The termination of any claim or action by judgment, order, settlement, conviction or upon a plea of nolo contendere or its equivalent will not, of itself, create a presumption that the person did not act in good faith and in a reasonable manner.
9. **Assumption of Defense**
9. On being notified of any impending action or claim, the Indemnifier may, at its own Expense, participate in the defense of any action or claim and may, alone or with any other indemnifying party, assume the defense against the action or claim using counsel that are reasonably satisfactory to the Indemnatee.
10. Once the Indemnifier has notified the Indemnatee of the intention to assume the defense, the Indemnifier will no longer be liable to the Indemnatee for any further legal or other Expenses subsequently incurred by the Indemnatee in relation to the defense of the claim. Once the Indemnifier provides notice to the Indemnatee that the defense of claim has been assumed by the Indemnifier, the Indemnatee may employ or continue to employ its own legal counsel however any fees or Expenses incurred by the Indemnatee subsequent to the notice of assumption of defense by the Indemnifier will be the sole responsibility of the Indemnatee.

IN WITNESS WHEREOF:

TROY simplified technologies

Troy M Resetch 10/06/2013  
Signature Date

Troy Resetch  
Printed Name

President  
Title

Company: Putnam County CUSD 535

Jay K. McCracken 10/7/13  
Signature Date

Jay K. McCracken  
Printed Name

Superintendent  
Title

## **Recommendation to Approve the Troy Indemnity Agreement**

**As superintendent, I recommend approval of the attached Troy Simplified Technologies Indemnity Agreement.**

### **Rationale**

**The recommended changes from our district attorney have been made to the noted document, and we should proceed with the formal passage of this agreement.**

### **District Goal**

**Improve communication among all stakeholders in the Putnam County School District and communities.**

## Students

### Preventing Bullying, Intimidation, and Harassment

Bullying, intimidation, and harassment diminish a student's ability to learn and a school's ability to educate. Preventing students from engaging in these disruptive behaviors is an important District goal.

Bullying on the basis of actual or perceived race, color, nationality, sex, sexual orientation, gender identity, gender-related identity or expression, ancestry, age, religion, physical or mental disability, order of protection status, status of being homeless, or actual or potential marital or parental status, including pregnancy, association with a person or group with one or more of the aforementioned actual or perceived characteristics, or any other distinguishing characteristic is prohibited in each of the following situations:

1. During any school sponsored education program or activity.
2. While in school, on school property, on school buses or other school vehicles, at designated school bus stops waiting for the school bus, or at school sponsored or school sanctioned events or activities.
3. Through the transmission of information from a school computer, a school computer network, or other similar electronic school equipment.

For purposes of this policy, the term *bullying* means any severe or pervasive physical or verbal act or conduct, including communications made in writing or electronically, directed toward a student that has or can be reasonably predicted to have the effect of one or more of the following:

1. Placing the student in reasonable fear of harm to the student's person or property.
2. Causing a substantially detrimental effect on the student's physical or mental health.
3. Substantially interfering with the student's academic performance.
4. Substantially interfering with the student's ability to participate in or benefit from the services, activities, or privileges provided by a school.

Bullying, intimidation, and/or harassment may take various forms, including without limitation: threats, stalking, physical violence, sexual harassment, sexual violence, theft, public humiliation, destruction of property, or retaliation for asserting or alleging an act of bullying.

The Superintendent or designee shall develop and maintain a program that:

1. Fully implements and enforces each of the following Board policies:
  - a. 7:20, *Harassment of Students Prohibited*. This policy prohibits any person from harassing, intimidating, or bullying a student based on an actual or perceived characteristic that is identified in the policy. Each of those characteristics is also identified in this policy's second paragraph.
  - b. 7:190, *Student Discipline*. This policy prohibits students from engaging in hazing, bullying, or any kind of aggressive behavior that does physical or psychological harm to another or any urging of other students to engage in such conduct; prohibited conduct includes any use of violence, force, noise, coercion, threats, intimidation, fear, harassment, or other comparable conduct.
  - c. 7:310, *Restrictions on Publications*. This policy prohibits students from: (i) accessing and/or distributing at school any written, printed, or electronic material, including material from the Internet, that will cause substantial disruption of the proper and orderly operation and discipline of the school or school activities, and (ii) creating and/or distributing written, printed, or electronic material, including photographs and Internet

material and blogs, that causes substantial disruption to school operations or interferes with the rights of other students or staff members.

- d. 6:235, *Access to Electronic Networks*. This policy states that the use of the District's electronic networks is limited to: (1) support of education and/or research, or (2) a legitimate business use. It subjects any individual to the loss of privileges, disciplinary action, and/or appropriate legal actions for violating the District's *Authorization of Electronic Network Access*.

Full implementation of the above policies includes: (a) conducting a prompt and thorough investigation of alleged incidents of bullying, intimidation, harassing behavior, or similar conduct, (b) providing each student who violates one or more of these policies with appropriate consequences and remedial action, and (c) protecting students against retaliation for reporting such conduct.

2. Examines the appropriate steps to understand and rectify conditions that foster bullying, intimidation, and harassment; this contemplates taking action to eliminate or prevent these disruptive behaviors beyond traditional punitive disciplinary actions.
3. Includes character education in all grades in accordance with State law and Board policy 6:60, *Curriculum Content*. This includes incorporating student social and emotional development into the District's educational program as required by State law and in alignment with Board policy 6:65, *Student Social and Emotional Development*.
4. Fully informs staff members of the District's goal to prevent students from engaging in bullying and the measures being used to accomplish it. This includes: (a) communicating the District's expectation – and the State law requirement – that teachers and other certificated employees maintain discipline, and (b) establishing a process for staff members to fulfill their obligation to report alleged acts of bullying, intimidation, harassment, and other acts of actual or threatened violence.
5. Encourages all members of the school community, including students, parents, volunteers, and visitors, to report alleged acts of bullying, intimidation, harassment, and other acts of actual or threatened violence.
6. Actively involves students' parents/guardians in the remediation of the behavior(s) of concern. This includes ensuring that all parents/guardians are notified, as required by State law, whenever their child engages in aggressive behavior.
7. Communicates the District's expectation that all students conduct themselves with a proper regard for the rights and welfare of other students. This includes a process for commending or acknowledging students for demonstrating appropriate behavior.
8. Annually communicates this policy to students and their parents/guardians. This includes annually disseminating information to all students and parents/guardians explaining the serious disruption caused by bullying, intimidation, or harassment and that these behaviors will be taken seriously and are not acceptable in any form.
9. Engages in ongoing monitoring that includes collecting and analyzing appropriate data on the nature and extent of bullying in the District's schools and, after identifying appropriate indicators, assesses the effectiveness of the various strategies, programs, and procedures and reports the results of this assessment to the Board along with recommendations to enhance effectiveness.
10. Complies with State and federal law and is in alignment with Board policies. This includes prompting the Board to update the policy beginning every 2 years after its initial adoption

and filing this policy with the Illinois State Board of Education after the Board adopts or updates it.

This policy is not intended to infringe upon any right to exercise free expression or the free exercise of religion or religiously based views protected under the First Amendment to the U.S. Constitution or under Section 3 or 4 of Article 1 of the Ill. Constitution.

LEGAL REF.: 405 ILS 49/, Children's Mental Health Act.  
105 ILCS 5/10-20.14, 5/24-24, and 5/27-23.7.  
23 Ill.Admin.Code §§1.240 and §1.280.

CROSS REF.: 2:240 (Board Policy Development), 5:230 (Maintaining Student Discipline), 6:60 (Curriculum Content), 6:65 (Student Social and Emotional Development), 7:20 (Harassment of Students Prohibited), 7:190 (Student Discipline), 7:220 (Bus Conduct), 7:230 (Misconduct by Students with Disabilities), 7:240 (Conduct Code for Participants in Extracurricular Activities), 7:285 (Food Allergy Management Program), 7:310 (Restrictions on Publications)

ADOPTED: October 18, 2010

### **Recommendation to Review and Approve the District Anti-bullying Policy**

**As superintendent, I recommend reviewing and approving the district anti-bullying policy, as required by the State of Illinois.**

### **Rationale**

**As required by State statute, we should review our anti-bullying policy every two years. This is the suggested policy from IASB, and I do not believe there is a need for any changes in the policy.**

### **District Goal**

**Improve communication among all stakeholders in the Putnam County School District and communities.**

## **Early Graduation Request**

**Mr. Peterson had a request from Bill Heinerich to consider an early graduation at the culmination of the first semester. Mr. Peterson and I are examining the pros and cons regarding this request. Of course, the student has met all graduation requirements, but we do not have any policy in place that allows an early graduation date. If we grant the request, we will set a precedent for the future. Prior to my arrival in the district, there apparently was an early graduation allowed for a student who had met all requirements.**

**We will discuss this in more depth at the Board meeting, and we plan to provide more details at that time. I have asked Bob to check with other high schools to determine if area districts allow early graduation.**

## SCHOOL MAINTENANCE PROJECT GRANTS AWARD

### FY 14 Application Cycle

(Section 151.130 of the Illinois Administrative Code)

To: Putnam County CUSD 535
From: Dr. Christopher Koch
Date:
Subject: School Maintenance Project Grant Award

We are pleased to notify you that the Illinois State Board of Education is awarding a School Maintenance Project Grant as described below.

### Putnam County CUSD 535

**RCDT#: 43078535026**

<b>Total Estimated Project Cost</b>	<b>Grant Amount Awarded</b>	<b>Local Matching Requirement</b>
-------------------------------------	-----------------------------	-----------------------------------

Since actual project costs may be different than initially projected, each grant recipient will be required to submit a Final Expenditure Report detailing the total cost of state and local shares for the FY2014 School Maintenance Project at completion of the project. This grant also requires a dollar-for-dollar local match to the funds received from ISBE. If the actual project costs are less than initially estimated, grant funds may need to be returned to ISBE. Each grant recipient must complete a final expenditure report within 20 days after the completion of the project.

If the Fire Prevention and Safety Fund was the source of the district's local match, the corresponding approved Health/Life Safety Amendment and the signed Certificate of Approval for those items must be on file in the district/regional office.

Please Note:

- Sources and uses of local matching revenues must comply with applicable laws and regulations.
- Implementation of approved accessibility items does not necessarily imply the facility will be brought into full ADA compliance.
- All grant funds shall be subject to the Illinois Grant Recovery Act(30 ILCS 705) and obligated within a two year term beyond the date of this agreement.
- It is the intent of the State that all or a portion of the costs of this project will be paid or reimbursed from the proceeds of tax-exempt bonds subsequently issued by the State.

	(Dr. Christopher Koch)
Date	Signature of State Superintendent of Education

Add Item to Schedule

1. COUNTY CODE 078, Putnam				2. DISTRICT CODE/NAME 43078535026, Putnam County CUSD 535				3. APPLICATION YEAR/ROUND 2014, 1			
Item I.D.	Facility Name	Facility Address	Facility Description	Project Description	Priority Code	Category Code	Unit of Measure	Quantity	Est. cost	Est. Start Date	Est. Completion Date
<u>Open</u> 1	PUTNAM CO ELEM SCH-HENNEPIN BLDG	326 S 5th St, Hennepin	This is our elementary school, housing grades third through fifth. The school is 39,500 square feet, and it was built in phases. The oldest section was constructed in 1923, and the most recent portion was completed in 1976.	Remove 5,400 square feet of asbestos floor tile, and replace it with new tile. Replace bleachers that were installed in the 1940s with new portable bleachers that will have multiple uses. Refinish the gymnasium floor that has not been sanded and stripped since the original installation in the 1940s.	E	OTHR	square feet	11900	\$97,000.00	06/01/2014	08/15/2014

Total Estimated Project Cost	\$97,000.00
Total Requested Grant Amount	\$48,500.00
Total Reserved Local Funds	\$48,500.00

# SCHOOL MAINTENANCE PROJECT GRANT

FY 14 Application Cycle - Round 1

## District Certification

Putnam County CUSD 535

RCDT #: 43-078-5350-26

TIN #: 362580500

The submissions made to the Illinois State Board of Education by the applicant and the terms and conditions described in each section of this application shall constitute the grant agreement between the applicant and the Illinois State Board of Education for the use of the funds to complete the projects described in the "Work Items" section. This grant agreement shall be deemed to be entered into when the application has been approved by the Illinois State Board of Education. This grant agreement constitutes the entirety of the agreement between the parties and supersedes any other agreement or communication, whether written or oral, relating to the award of the grant funds. The person submitting this application on behalf of the applicant certifies and assures the Illinois State Board of Education that he or she has been duly authorized to file this application for and on behalf of the applicant, is the authorized representative of the applicant in connection with this grant agreement, and that he or she is authorized to execute these Certifications and Assurances and Standard Terms of the Grant on behalf of the applicant. Further, the person submitting this application on behalf of the applicant certifies under oath that all information in the grant agreement is true and correct to the best of his or her knowledge, information and belief, that grant funds shall be used only for the purposes described in this agreement, and that the award of this grant is conditioned upon this certification.

By submitting this form, I certify to the above and that the local board of education or other school governing authority has authorized the school maintenance project during a duly convened meeting, and has reserved local funds to meet the local match requirement. In addition, by checking the box and signing below certifies that he or she has read, understood and will comply with all of the provisions of the following "Certifications and Assurances, and Standard Terms of the School Maintenance Project Grant."

Certifications and Assurances, and Standard Terms for the School Maintenance Project Grant

\_\_\_\_\_  
*Signature of President of Board of Education*

\_\_\_\_\_  
*Date*

\_\_\_\_\_  
*Name of Board President (type or print)*

## **Recommendation to Approve School Maintenance Grant**

**As superintendent, I recommend the approval of the School Maintenance Grant for the current grant cycle with the Illinois State Board of Education.**

### **Rationale**

**Doug Smith and I have prepared the School Maintenance Grant, and it is ready to be submitted. This is a matching grant with a total estimated project cost of \$97,000. Our district's commitment is \$48,500, half of the total project cost. The project summary is included in the attached project description. If approved, this will be in the FY 14/15 Budget cycle, beginning this summer.**

### **District Goal**

**Maintain strong fiscal responsibility in the Putnam County School District.**

# **School Energy Efficiency Project Grant IWAS Application Instructions**



## **Illinois State Board of Education School Business Services Division**

(Revised September 2013)

Gery J Chico, Chairman

Dr. Christopher A. Koch, Ed.D.  
State Superintendent of Education

6. Printing the documents for submission.

- a. Under Printable Documents, select Certification of Actual Costs and Annual Savings.

9/19/13	Illinois State Board of Education
<b>SCHOOL ENERGY EFFICIENCY PROJECT GRANT</b>	
<b>CERTIFICATION OF EXPENDITURE REPORT AND ACTUAL ANNUAL ENERGY SAVINGS REALIZED BY COMPLETION OF PROJECT</b>	
RCDT #:	
<b>This is to certify that:</b>	
The facilities under the management and control of the local board of education or other school governing authority of were evaluated by me.	
<u>\$866404.43</u> Actual costs of project as detailed in School Energy and Efficiency Project Grant Final Expenditure Report.	
<u>\$1721.28</u> Actual Energy Efficiency Savings gained by the completion of the project.	
<b>I certify that the costs of the project and the annual energy savings realized as described above were prepared by me and are true and accurate to the best of my knowledge.</b>	
<i>Name of Architect/Engineer</i>	<i>Name of Firm</i>
<i>Phone Number</i>	<i>Fax Number</i>
<i>License Number</i>	<i>Expiration Date</i> 11/30/2014
<i>Email Address</i>	
<i>[Seal and Signature]</i>	
Before the expenditure report can be approved and processed, this "Certification of Expenditure Report and Actual Annual Energy Savings Realized" must be printed out, signed and mailed to:	
Illinois State Board of Education	
webqa11/sbe/nr/DEEG/PrintableCertOfActualSavings.aspx?ExpRptid=126	
12	

## **Recommendation to Approve School Energy Efficiency Project Grant**

**As superintendent, I recommend the approval of the School Energy Efficiency Project Grant application for the current grant cycle with the Illinois State Board of Education.**

### **Rationale**

**Dave Patton, architect with Healy Bender, is preparing this grant for our district, and total cost to our district should not exceed \$90,000. This is a matching grant in which we can replace rooftop units at the junior high, lighting in gymnasiums throughout the district, outside lighting, and possibly include a cooling/heating system for the high school gymnasium. This grant requires preparation by our district architects, and detailed information will be provided to the Board by the architects. We need Board approval to move forward with this grant application process. This grant project would be in the FY14/15 Budget cycle.**

### **District Goal**

**Maintain strong fiscal responsibility in the Putnam County School District.**

PUTNAM COUNTY CUSD #535  
BOARD OF EDUCATION EXECUTIVE SESSION AGENDA  
November 18, 2013  
6:30 P.M.

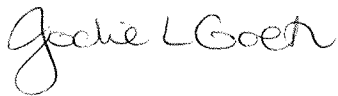
- I. Maternity Leave – Jodie Goetz
- II. Hire – Correna Rue-Staley, ES Individual Aide

10/30/2013

Dear PC Board of Education, Mr. McCracken, and Mr. Peterson:

I am writing this letter in order to request maternity leave during the 2013-2014 school year. My husband and I are expecting our third child with my due date being Thursday, April 10, 2014. Bearing any unforeseen complications, I will work up until the birth. I plan to take the remainder of the school year off after the birth of the baby. However, this may change depending on the number of "snow days" the school district must take and any complications that may arrive. Ideally, this puts me back to work for the start of the 2014-2015 school year. I thank you in advance for your consideration in this matter.

Sincerely,

A handwritten signature in cursive script that reads "Jodie L. Goetz". The signature is written in black ink and is positioned above the typed name.

Jodie L. Goetz  
PCHS Special Education Teacher

### **Recommendation to Approve Maternity Leave for Jodie Goetz**

**As superintendent, I recommend approval of the maternity leave request for Jodie Goetz as outlined in her letter.**

### **Rationale**

**Following district policy, it is appropriate to grant that request.**

### **District Goal**

**Improve communication among all stakeholders in the Putnam County School District and communities.**

### **Recommendation to Hire Corey Staley as a Paraprofessional**

**As superintendent, I recommend Corey Staley to be hired as a special education paraprofessional (aide) at Putnam County Elementary.**

### **Rationale**

**A new special education student enrolled at Putnam County Elementary, and that student requires an individual aide through the IEP.**

### **District Goal**

**Demonstrate increased academic achievement for all students.**