

PUTNAM COUNTY CUSD #535
BOARD OF EDUCATION MEETING AGENDA
PUTNAM COUNTY PRIMARY SCHOOL - MEDIA CENTER
October 21, 2013
6:30 PM

“WHERE ALL STUDENTS WILL LEARN AND SUCCEED AND ALL MEANS **ALL**”

DISTRICT GOALS:


Demonstrate increased academic achievement for all students.

Improve communications among all stakeholders in the Putnam County School District and communities.

Maintain strong fiscal responsibility in the Putnam County School District.

I. CALL TO ORDER	
II. PLEDGE OF ALLEGIANCE	
III. ROLL CALL	
IV. ADJUSTMENTS TO THE AGENDA	
V. AUDIENCE PARTICIPATION/HEARING OF DELEGATIONS	
A. Tom Peffer - Gorenz and Associates	
B. Behavior/Social Emotional Plan	
VI. CORRESPONDENCE	3
VII. CONSENT AGENDA	
A. Approve September 16, 2013 Budget Hearing and Regular and Executive Session Minutes.	6
B. Approve District Bills	12
C. Approve Financial Reports	31
D. Approve Treasurer's Report	100
E. Destroy Executive Session Verbatim Recordings of April 23, 2012	
VIII. REPORTS, UPDATES AND INFORMATIONAL ITEMS	
A. Principals' Reports	102
B. Superintendent's Report	
1. Transportation Report	129
2. Investment Report	130
3. State Funding Update	141
4. District School Report Card	142
C. Committee Reports	

1. Policy Committee	
2. Negotiations Committee	
3. Finance Committee	
4. Building/Grounds Committee	
5. Personnel Committee	
6. Insurance Committee	
IX. OLD BUSINESS	
A. Approve Press Plus Policy Issue 82, July 2013 (Action)	153
X. NEW BUSINESS	
A. Approve FY13 Audit (Action)	154
B. Hennepin TIF District Proposal	157
C. Troy Indemnity Agreement (Action)	161
D. Conference Legislative Issues	
XI. EXECUTIVE SESSION FOR THE APPOINTMENT, EMPLOYMENT, COMPENSATION, DISCIPLINE, PERFORMANCE, OR DISMISSAL OF SPECIFIC EMPLOYEES OF THE DISTRICT.	
XII. ACTION ITEMS FOLLOWING EXECUTIVE SESSION	
A. Maternity Leave (Action)	165
XIII. ADJOURNMENT	



Lead

Serve

Connect

*The Honor of Your Presence
is requested at the*

*Chartering Ceremony
for the
Putnam County Jr. High School Interact Club
on*

*October 29, 2013
5:30--6:30 p.m. at PCJH, Swaney Campus*

Light refreshments will be served.

I am so impressed with Jess Lenkaitis the new Social Studies teacher. My daughter Shauni had her for seventh grade social studies and has her again for eighth grade. She goes beyond what is expected of a teacher. She doesn't simply teach the lesson, she makes sure that everyone understands it also! There is minimal homework, a lot of the work is done in class as a group which I think is fantastic!

Shauni struggles sometimes and gets frustrated but because of Mrs. Lenkaitis she loves the class and does extremely well in there. She goes over the tests with her students so they can make corrections and understand what they did wrong.

Basketball just started and I worry because Shauni is struggling with Math and always has. Mrs. Lenkaitis took Shauni and another student to her room to make sure they got their math

homework done and done correctly. She answered their questions and explained it to them.

I can't say enough about Mrs. Lenkaitis. She is a teacher who goes the extra mile to help a student and in doing so she builds up their self confidence. As teenagers things are difficult anyway sometimes so what a wonderful thing it is for our kids to have her as a teacher and also^{as} a great role model.

I feel more kids will succeed with Jess Lenkaitis because she is such a positive factor at the junior high. Her kindness, patience, and excellent teaching is so impressive! Thanks Jess Lenkaitis!

Putnam County Community Unit School District #535
400 E Silverspoon Ave
Granville, Illinois 61326

Board of Education
Budget Hearing
6:00 p.m., September 16, 2013

Board President Vicky Nauman called the meeting to order at 6:00 p.m.

The following members were present to answer roll call: Mr. Copeland, Mrs. Gilbert, Mrs. Nauman, Mrs. Popurella and Mrs. Shore. Mr. Gibson entered at 6:09. Ms. Glenn was absent.

ROLL CALL

Superintendent McCracken presented the FY 14 Budget.
Projected Revenue - \$10,251,653
Projected Expenditures - \$10,379,677

There were no questions or comments from the public.

At 6:20 p.m. Mrs. Shore moved and Mrs. Nauman seconded the motion to adjourn. All ayes, motion carried.

Respectfully submitted.
Pam Ellena, Board Secretary

APPROVED _____	_____
BOARD PRESIDENT	DATE
_____	_____
BOARD SECRETARY	DATE

Putnam County Community Unit School District #535
400 E Silverspoon Ave
Granville, Illinois 61326

Board of Education
Regular Meeting
6:30 p.m., September 16, 2013
Media Center Putnam County Primary School

President Mrs. Nauman called the meeting to order at 6:30 p.m.

The meeting continued with the Pledge of Allegiance.

PLEDGE

The following members were present to answer roll call: Mr. Copeland, Mr. Gibson, Mrs. Gilbert, Ms. Glenn, Mrs. Nauman, Mrs. Popurella, and Mrs. Shore.

ROLL CALL

Ms. Glenn moved and Mr. Gibson seconded the motion to approve the Consent Agenda, remove Johannes August bill for \$36,788.72 - Regular and Executive session minutes of August 19, 2013 Treasurer's Report for month of August, Financial Reports for month of August, Bills for month of September; and destroy Executive Session Verbatim Recordings of March 19, 2012. On roll call the members voted as follows: Ms. Glenn, aye; Mrs. Nauman, aye; Mrs. Popurella, aye; Mrs. Shore, aye; Mr. Copeland, aye; Mr. Gibson, aye; and Mrs. Gilbert, aye. Motion carried.

CONSENT AGENDA

There have been many transportation issues since the beginning of school – busses did not have video cameras installed on the first day of school which is a breach of the contract, office personnel does not return calls, no write ups for student issues on busses, bus not show up for a scheduled extra-curricular activity. Mrs. Popurella moved and Mr. Copeland seconded the motion to pay Johannes Bus Service bill with a 10% reduction totaling \$3678.87. On roll call the members voted as follows: Mrs. Popurella, aye; Mrs. Shore, aye; Mr. Copeland, aye; Mr. Gibson, aye; Mrs. Gilbert, aye; Ms. Glenn, aye; and Mrs. Nauman, aye. Motion carried.

JOHANNES BUS
SERVICE BILL
REDU CTION

Principals' reports are on BoardBook.

PRINCIPALS'
REPORTS

The state owes \$55,176 for the PreK for All for this school year.

SUPERINTENDENT
REPORT

No Committee reports.

COMMITTEE
MEETINGS

Mr. Gibson moved and Mrs. Gilbert seconded the motion to approve the FY14 Budget. On roll call the members voted as follows: Mr. Gibson, aye; Mrs. Gilbert, aye; Ms. Glenn, aye; Mrs. Nauman, aye; Mrs. Popurella, aye; Mrs. Shore, aye; and Mr. Copeland, aye. Motion carried.

FY14 BUDGET

Mrs. Gilbert moved and Ms. Glenn seconded the motion to approve Annual Recognition of Schools. On roll call the members voted as follows: Mrs. Gilbert, aye; Ms. Glenn, aye; Mrs. Nauman, aye; Mrs. Popurella, aye; Mrs. Shore, aye; Mr. Copeland, aye; and Mr. Gibson, aye. Motion carried.

ANNUAL
RECOGNITION OF
SCHOOLS

PUTNAM COUNTY BOARD OF EDUCATION

September 16, 2013

Page 2

At 7:30 p.m. Mrs. Popurella moved and Mrs. Shore seconded the motion to adjourn to executive session to discuss the appointment, employment, compensation, discipline, performance, or dismissal of specific employee of the district. On roll call the members voted as follows: Mrs. Popurella, aye; Mrs. Shore, aye; Mr. Copeland, aye; Mr. Gibson, aye; Mrs. Gilbert, aye; Ms. Glenn, aye; and Mrs. Nauman, aye. Motion carried.

EXECUTIVE
SESSION

At 8:00 p.m. Mr. Gibson moved and Mrs. Popurella seconded the motion to return to open session. On roll call the members voted as follows: Mr. Gibson, aye; Mrs. Gilbert, aye; Ms. Glenn, aye; Mrs. Nauman, aye; Mrs. Popurella, aye; Mrs. Shore, aye; and Mr. Copeland, aye. Motion carried.

Mr. Gibson moved and Mrs. Gilbert seconded the motion to accept with regret the retirement of Patricia Both at the end of 16/17 School Year. On roll call the members voted as follows: Mr. Gibson, aye; Mrs. Gilbert, aye; Ms. Glenn, aye; Mrs. Nauman, aye; Mrs. Popurella, aye; Mrs. Shore, aye; and Mr. Copeland, aye. Motion carried.

PERSONNEL

Ms. Glenn moved and Mrs. Nauman seconded the motion to hire Thomas Bailey as the Fall Play Director and Spring Musical Director. On roll call the members voted as follows: Ms. Glenn, aye; Mrs. Nauman, aye; Mrs. Popurella, aye; Mrs. Shore, aye; Mr. Copeland, aye; Mr. Gibson, aye; and Mrs. Gilbert, aye. Motion carried.

At 8:06 p.m. Mrs. Popurella moved and Mr. Gibson seconded the motion to adjourn. All ayes, motion carried.

ADJOURN

Respectfully submitted.
Pamela Ellena, Board Secretary

APPROVED _____	_____
BOARD PRESIDENT	DATE
_____	_____
BOARD SECRETARY	DATE

Bills Payable List

Printed: 10/17/2013 1:58 PM
 PUTNAM COUNTY CUSD #535
 Expense on Date: 10/1/2013 to 10/31/2013

Vendor Name	P.O. Number	Description	Batch #	Amount	State Account Number
ALLIED WASTE SERVICES #366					
		ALL SCHOOL SERVICES	1,018	536.19	20-2542-321-1
				<u>\$536.19</u>	
AMAZON					
	52710	TITLE I 1-6	1,018	292.69	10-1250-410-36
	52714	TITLE I 1-6	1,018	286.35	10-1250-410-36
	52714	MEDICAID	1,018	62.83	10-1220-411-11
				<u>\$641.87</u>	
AMEREN ENERGY MARKETING					
		H S- ELECTRIC SERVICE	1,018	5,619.58	20-2542-466-2
		JR HI-ELECTRICAL SERVICE	1,018	3,263.77	20-2542-466-3
		ELEMENTARY-ELECTRIC SERVI	1,018	2,263.91	20-2542-466-4
		PRIMARY-ELECTRIC SERVIC	1,018	3,626.82	20-2542-466-5
				<u>\$14,774.08</u>	
AMEREN ILLINOIS					
		H S- ELECTRIC SERVICE	1,018	53.97	20-2542-466-2
		H S-NATURAL GAS SERVICE	1,018	143.94	20-2542-465-2
		JR HI-NATURAL GAS	1,018	205.18	20-2542-465-3
		ELEMENTARY-NATURAL GAS	1,018	219.57	20-2542-465-4
		JR HI-NATURAL GAS	1,018	132.40	20-2542-465-3
				<u>\$755.06</u>	
AMSAN LLC					
		HIGH SCHOOL-BLDG SUPPLIE	1,018	400.00	20-2542-410-2
		JR HI-BUILDING SUPPLIES	1,018	400.00	20-2542-410-3
		ELEMENTARY-BLDG SUPPLIES	1,018	400.00	20-2542-410-4
		PRIMARY BLDG SUPPLY	1,018	430.30	20-2542-410-5
				<u>\$1,630.30</u>	
APPLE INC					
		ADAPTERS	1,018	174.00	10-1110-540-1
	43198	PCEF 5 IPADS FOURTH GRADE	1,018	1,995.00	10-2310-411-6
	43198	IPADS/ADAPTERS	1,018	2,394.00	10-1110-540-1
				<u>\$4,563.00</u>	
ARAMARK					
		ALL SCHOOL SERVICES	1,018	538.95	20-2542-321-1
		ALL SCHOOL SERVICES	1,018	307.83	20-2542-321-1
		ALL SCHOOL SERVICES	1,018	237.86	20-2542-321-1
		ALL SCHOOL SERVICES	1,018	501.27	20-2542-321-1
		ALL SCHOOL SERVICES	1,018	690.20	20-2542-321-1
				<u>\$2,276.11</u>	
BAELE, BRANDY					
		SW-TRAVEL	1,018	22.56	10-2110-332-1
		SW-TRAVEL	1,018	32.90	10-2110-332-1
				<u>\$55.46</u>	
BAILEY, TOM					
	27816	FALL PLAY	1,018	61.41	10-1540-411-1
				<u>\$61.41</u>	

Bills Payable List

Printed: 10/17/2013 1:58 PM
 PUTNAM COUNTY CUSD #535
 Expense on Date: 10/1/2013 to 10/31/2013

Vendor Name	P.O. Number	Description	Batch #	Amount	State Account Number
BARNETT, JAMES					
		H S-ATHLETIC TRAVEL	1,018	203.99	10-1501-332-2
				<u>\$203.99</u>	
BARR, STEPHANA					
		PRIMARY-TRAVEL	1,018	32.73	10-1111-332-5
				<u>\$32.73</u>	
BATTERIES & THINGS					
		HIGH SCHOOL-BLDG SUPPLIE	1,018	204.00	20-2542-410-2
				<u>\$204.00</u>	
BLICK ART MATERIALS					
	27794	ART MURAL MINI GRANT	1,018	112.46	10-2310-411-6
				<u>\$112.46</u>	
BLUE CROSS BLUE SHIELD					
		HLTH CRT S	98	909.95	10-481
		HLTH CRT S	98	1.14	80-481
		HLTH BP CRT S	98	8,213.63	10-481
		HLTH BP CRT S	98	10.36	80-481
		HLTH CRT F	98	3,099.65	10-481
		HLTH CRT F	98	4.43	80-481
		HLTH BP CRT F	98	3,310.67	10-481
		HLTH BP CRT F	98	4.74	80-481
		HLTH CRT E + S	98	1,817.76	10-481
		HLTH CRT E + S	98	4.56	80-481
		HLTH BP CRTE+S	98	3,114.52	10-481
		HLTH BP CRTE+S	98	7.80	80-481
		HLTH BP ADM S	98	294.69	10-481
		HLTH NC F	98	443.44	10-481
		HLTH BP NC F	98	473.63	10-481
		HLTH NC S	98	117.56	10-481
		HLTH NC S	98	88.17	20-481
		HLTH BP NC S	98	1,061.16	10-481
		HLTH BP NC S	98	795.87	20-481
		HLTH BP EMP+C	98	348.63	10-481
		HLTH BP EMP+C	98	348.63	20-481
		HLTH E + C	98	980.12	10-481
		HLTH BP E + C	98	1,394.52	10-481
		HLTH E + C	98	245.03	10-481
		HLTH E + C	98	245.03	20-481
		HLTH ADM BP F	98	2,751.21	10-481
		HLTH ADMIN E+S	98	524.53	10-481
		HLTH ADMIN E+S	98	41.73	40-481
		HLTH CRT S	98	1,084.64	10-481
		HLTH CRT S	98	31.07	40-481
		HLTH CRT S	98	1.11	80-481
		HLTH BP CRT S	98	9,790.37	10-481
		HLTH BP CRT S	98	280.49	40-481
		HLTH BP CRT S	98	10.16	80-481
		HLTH CRT F	98	3,099.69	10-481

Bills Payable List

Printed: 10/17/2013 1:58 PM
 PUTNAM COUNTY CUSD #535
 Expense on Date: 10/1/2013 to 10/31/2013

Vendor Name	P.O. Number	Description	Batch #	Amount	State Account Number
		HLTH CRT F	98	4.39	80-481
		HLTH BP CRT F	98	3,310.72	10-481
		HLTH BP CRT F	98	4.69	80-481
		HLTH CRT E + S	98	2,273.34	10-481
		HLTH CRT E + S	98	4.56	80-481
		HLTH BP CRTE+S	98	3,895.10	10-481
		HLTH BP CRTE+S	98	7.80	80-481
		HLTH BP ADM S	98	294.69	10-481
		HLTH NC F	98	443.44	10-481
		HLTH BP NC F	98	473.63	10-481
		HLTH NC S	98	117.56	10-481
		HLTH NC S	98	88.17	20-481
		HLTH BP NC S	98	1,061.16	10-481
		HLTH BP NC S	98	795.87	20-481
		HLTH BP EMP+C	98	348.63	10-481
		HLTH BP EMP+C	98	348.63	20-481
		HLTH E + C	98	980.12	10-481
		HLTH BP E + C	98	1,394.52	10-481
		HLTH E + C	98	245.03	10-481
		HLTH E + C	98	245.03	20-481
		HLTH ADM BP F	98	2,751.21	10-481
		HLTH ADMIN E+S	98	524.53	10-481
		HLTH ADMIN E+S	98	41.73	40-481
				<u>\$64,605.24</u>	
BRADFIELDS COMPUTER SUPPLY					
	43194	SMART BOARD GRANT	1,018	2,276.21	10-2310-411-6
	43194	SMART BOARDS/PROJECTOR	1,018	13,860.79	10-1110-540-1
				<u>\$16,137.00</u>	
BRANDSTATTER SONS, JOHN					
		H S-BUILDING REPAIRS/MAI	1,018	1,149.55	20-2542-323-2
				<u>\$1,149.55</u>	
BRANDSTATTER, LORETTA					
		JR HI-TRAVEL	1,018	7.92	10-1112-332-3
				<u>\$7.92</u>	
BUILDERS CHOICE, INC.					
		H S-GROUNDS SUPPLIES	1,018	217.74	20-2543-410-2
				<u>\$217.74</u>	
CARBONDALE COMMUNITY HIGH SCHOOL					
		HOMEBOUND PROF SERV	1,018	858.00	10-1204-318-1
				<u>\$858.00</u>	
CARLSON, MELISSA					
		H S TRAVEL	1,018	40.47	10-1113-332-2
				<u>\$40.47</u>	
COMPANION LIFE (DENTAL)					
		DENTAL CERT S	98	159.58	10-481
		DENTAL CERT S	98	0.23	80-481
		DENTAL BP CRT S	98	296.32	10-481

Bills Payable List

Printed: 10/17/2013 1:58 PM
PUTNAM COUNTY CUSD #535
Expense on Date: 10/1/2013 to 10/31/2013

Vendor Name	P.O. Number	Description	Batch #	Amount	State Account Number
		DENTAL BP CRT S	98	0.41	80-481
		DENTAL CRT F	98	457.89	10-481
		DENTAL CRT F	98	0.96	80-481
		DENTAL BP CRT F	98	850.36	10-481
		DENTAL BP CRT F	98	1.79	80-481
		DENTAL CERT S+	98	174.06	10-481
		DENTAL CERT S+	98	0.30	80-481
		DENT BP CRT S+	98	323.22	10-481
		DENT BP CRT S+	98	0.54	80-481
		DENT ADM BP F	98	207.00	10-481
		DENT ADM BP S	98	21.74	10-481
		DENT ADMIN E+S	98	38.44	10-481
		DENT ADMIN E+S	98	3.06	40-481
		DENT NC FAMILY	98	24.15	10-481
		DENT NC FAMILY	98	24.15	20-481
		DENT NC BP FAM	98	44.85	10-481
		DENT NC BP FAM	98	44.85	20-481
		DENT NC S+ 1	98	29.06	10-481
		DENT BP NC S+ 1	98	53.96	10-481
		DENT NC SINGLE	98	15.22	10-481
		DENT NC SINGLE	98	22.83	20-481
		DENT NC BP SIN	98	28.26	10-481
		DENT NC BP SIN	98	42.39	20-481
		DENTAL EMP PD	98	20.13	10-481
		DENTAL CERT S	98	197.21	10-481
		DENTAL CERT S	98	7.98	40-481
		DENTAL CERT S	98	0.23	80-481
		DENTAL BP CRT S	98	366.29	10-481
		DENTAL BP CRT S	98	14.81	40-481
		DENTAL BP CRT S	98	0.41	80-481
		DENTAL CRT F	98	457.91	10-481
		DENTAL CRT F	98	0.94	80-481
		DENTAL BP CRT F	98	850.40	10-481
		DENTAL BP CRT F	98	1.75	80-481
		DENTAL CERT S+	98	217.62	10-481
		DENTAL CERT S+	98	0.30	80-481
		DENT BP CRT S+	98	404.13	10-481
		DENT BP CRT S+	98	0.54	80-481
		DENT ADM BP F	98	207.00	10-481
		DENT ADM BP S	98	21.74	10-481
		DENT ADMIN E+S	98	38.44	10-481
		DENT ADMIN E+S	98	3.06	40-481
		DENT NC FAMILY	98	24.15	10-481
		DENT NC FAMILY	98	24.15	20-481
		DENT NC BP FAM	98	44.85	10-481
		DENT NC BP FAM	98	44.85	20-481
		DENT NC S+ 1	98	29.06	10-481
		DENT BP NC S+ 1	98	53.96	10-481
		DENT NC SINGLE	98	15.22	10-481

Bills Payable List

Printed: 10/17/2013 1:58 PM
 PUTNAM COUNTY CUSD #535
 Expense on Date: 10/1/2013 to 10/31/2013

Vendor Name	P.O. Number	Description	Batch #	Amount	State Account Number
		DENT NC SINGLE	98	22.83	20-481
		DENT NC BP SIN	98	28.26	10-481
		DENT NC BP SIN	98	42.39	20-481
		DENTAL EMP PD	98	20.13	10-481
				\$6,026.36	
COMPANION LIFE (LIFE)					
		LIFE ADM BP	98	19.00	10-481
		LIFE SUPT BP 2	98	4.40	10-481
		LIFE SUPT BP 2	98	0.35	40-481
		LIFE CERT	98	96.07	10-481
		LIFE CERT	98	0.18	80-481
		LIFE CERT BP	98	177.86	10-481
		LIFE CERT BP	98	0.27	80-481
		LIFE NC	98	6.66	10-481
		LIFE NC	98	3.32	20-481
		LIFE NC BP	98	12.38	10-481
		LIFE NC BP	98	6.20	20-481
		LIFE EMP PD	98	2.38	10-481
		LIFE ADM BP	98	19.00	10-481
		LIFE SUPT BP 2	98	4.40	10-481
		LIFE SUPT BP 2	98	0.35	40-481
		LIFE CERT	98	108.59	10-481
		LIFE CERT	98	1.78	40-481
		LIFE CERT	98	0.18	80-481
		LIFE CERT BP	98	201.28	10-481
		LIFE CERT BP	98	3.30	40-481
		LIFE CERT BP	98	0.27	80-481
		LIFE NC	98	9.99	10-481
		LIFE NC	98	6.65	20-481
		LIFE NC BP	98	18.56	10-481
		LIFE NC BP	98	12.38	20-481
		LIFE EMP PD	98	2.38	10-481
				\$718.18	
COMPLETE INDUSTRIAL & ELECTRIC SUPPLY					
		JR HI BLDG. REP/ MAINT	1,018	499.79	20-2542-323-3
		JR HI-BUILDING SUPPLIES	1,018	94.66	20-2542-410-3
				\$594.45	
CREATIVE APPAREL					
32807		JH ATH UNIFORMS - G	1,018	1,999.80	10-1501-543-3
				\$1,999.80	
CULLIGAN TRI CO SALES					
		ALL SCHOOL SERVICES	1,018	89.25	20-2542-321-1
		ALL SCHOOL SERVICES	1,018	104.00	20-2542-321-1
				\$193.25	
DAVIS, ANNETTE E					
		HEARING IMP-TRAVEL	1,018	13.54	10-1207-332-1
		MEDIA PROG-TRAVEL	1,018	30.17	10-2220-332-1

Bills Payable List

Printed: 10/17/2013 1:58 PM
 PUTNAM COUNTY CUSD #535
 Expense on Date: 10/1/2013 to 10/31/2013

Vendor Name	P.O. Number	Description	Batch #	Amount	State Account Number
				<u>\$43.71</u>	
DELTA EDUCATION					
	43193	OWL PELLETS MINI GRANT	1,018	136.52	10-2310-411-6
				<u>\$136.52</u>	
DEMCO INC.					
	32858	JH MEDIA SUPPLIES	1,018	64.62	10-2220-410-3
				<u>\$64.62</u>	
DIDAX INC					
	52607	EPIC SUPPLIES	1,018	17.85	10-2210-410-1
				<u>\$17.85</u>	
EDENS, MICHELLE					
		ECE FOOD SUPP	1,018	101.51	10-1125-411-1
		ECE FOOD SUPP	1,018	5.49	10-1125-411-1
				<u>\$107.00</u>	
EDGEWOOD PARK GOLF CLUB					
	27855	HS ATH DUES/FEES	1,018	1,300.00	10-1501-640-2
				<u>\$1,300.00</u>	
EKANA NURSERY & LANDSCAPING INC					
		PRIMARY-GROUNDS REP/MAI	1,018	9,631.00	20-2543-323-5
				<u>\$9,631.00</u>	
EPES SOFTWARE					
	27847	HS OFFICE - SUPPLIES	1,018	119.00	10-2410-410-2
				<u>\$119.00</u>	
FICEK ELECTRIC & COMM					
		H S-BUILDING REPAIRS/MAI	1,018	326.00	20-2542-323-2
			1,018	235.00	20-2542-323-3-7
				<u>\$561.00</u>	
FIFER, SAMANTHA					
		F/C SCIENCE SUPPLY	1,018	27.96	10-1113-412-2
		F/C SCIENCE SUPPLY	1,018	84.40	10-1113-412-2
				<u>\$112.36</u>	
FIRST CHOICE MED EQUIPMENT					
		MEDICAID	1,018	270.00	10-1220-411-11
				<u>\$270.00</u>	
FLINN SCIENTIFIC INC					
	27801	ELECTRONIC BALANCES GRANT	1,018	576.91	10-2310-411-6
				<u>\$576.91</u>	
FOLLETT LIBRARY RESOURCES					
	32838	JH MEDIA BOOKS	1,018	58.14	10-2220-411-3
				<u>\$58.14</u>	
FOX RIVER FOODS CO					
		ECE FOOD SUPP	1,018	343.41	10-1125-411-1
		JR HI-CAFE FOOD	1,018	4,960.54	10-2560-410-3
		JH BREAKFAST	1,018	1,065.69	10-2560-410
		JR HI-CAFE MISC SUPPLIES	1,018	318.52	10-2560-490-3
		HIGH SCHOOL- FOOD	1,018	6,502.10	10-2560-410-2

Bills Payable List

Printed: 10/17/2013 1:58 PM

PUTNAM COUNTY CUSD #535

Expense on Date: 10/1/2013 to 10/31/2013

Vendor Name	P.O. Number	Description	Batch #	Amount	State Account Number
		HS BREAKFAST	1,018	1,349.38	10-2560-410-1-2
		H S-CAFE MISC SUPPLIES	1,018	214.99	10-2560-490-2
		HENN-CAFE FOOD	1,018	4,209.85	10-2560-410-4
		HEN BREAKFAST	1,018	596.80	10-2560-410-1-4
		PRIMARY CAFE FOOD	1,018	4,110.76	10-2560-410-5
		PRIMARY BREAKFAST	1,018	743.22	10-2560-410-1-5
		PRIMARY MISC SUPPLY	1,018	185.59	10-2560-490-5
				<u>\$24,600.85</u>	
FRONTIER		SUPT-TELEPHONE	1,018	90.62	20-2542-340-1
		ELEM-TELEPHONE	1,018	125.01	20-2542-340-4
		H S - TELEPHONE SERVICE	1,018	84.55	20-2542-340-2
				<u>\$300.18</u>	
G & B MECHANICAL		JR HI BLDG. REP/ MAINT	1,018	463.15	20-2542-323-3
		JR HI BLDG. REP/ MAINT	1,018	4,625.00	20-2542-323-3
				<u>\$5,088.15</u>	
GOETZ, JODIE L		CROSS CAT-TRAVEL	1,018	70.34	10-1220-332-1
				<u>\$70.34</u>	
GOODHEART-WILLCOX PUBLISHER					
	27712	MEDICAID	1,018	258.00	10-1220-411-11
				<u>\$258.00</u>	
GOPHER SPORT					
	27785	H S ATHLETIC-SUPPLIE	1,018	232.83	10-1501-410-2
				<u>\$232.83</u>	
GOSLIN, VANESSA					
		JR HI-TRAVEL	1,018	84.60	10-1112-332-3
		H S TRAVEL	1,018	84.60	10-1113-332-2
				<u>\$169.20</u>	
GRAINGER					
		H S-BUILDING REPAIRS/MAI	1,018	150.98	20-2542-323-2
		JR HI-BUILDING SUPPLIES	1,018	321.40	20-2542-410-3
				<u>\$472.38</u>	
GRASSERS					
		JR HI-BUILDING SUPPLIES	1,018	308.20	20-2542-410-3
				<u>\$308.20</u>	
HALL HIGH SCHOOL					
		SP ED TUITION PUBLIC	1,018	2,596.48	10-4220-600-1
				<u>\$2,596.48</u>	
HENNEPIN BLDG IMPREST					
		HENN OFFICE - SUPPLIES	1,018	62.65	10-2410-410-4
		PRINC OFFICE-POSTAGE	1,018	17.68	10-2410-341-1
		PRINC OFFICE-POSTAGE	1,018	(26.64)	10-2410-341-1
		MEDICAID	1,018	80.00	10-1220-411-11
		TITLE IIA TRAVEL	1,018	1,060.00	10-1110-332-42

Bills Payable List

Printed: 10/17/2013 1:58 PM
 PUTNAM COUNTY CUSD #535
 Expense on Date: 10/1/2013 to 10/31/2013

Vendor Name	P.O. Number	Description	Batch #	Amount	State Account Number
		HENN ELEM-TRAVEL	1,018	170.00	10-1110-332-4
				<u>\$1,363.69</u>	
HENNEPIN FOOD MART					
		ELEMENTARY-BLDG SUPPLIES	1,018	58.83	20-2542-410-4
		HENN-CAFE FOOD	1,018	15.50	10-2560-410-4
		JR HI-CAFE FOOD	1,018	120.92	10-2560-410-3
		HENN OFFICE - SUPPLIES	1,018	30.24	10-2410-410-4
		BOARD SUPPLIES	1,018	157.28	10-2310-410-6
				<u>\$382.77</u>	
HENNEPIN WATER DISTRICT					
		ELEM-WATER	1,018	477.93	20-2542-322-4
				<u>\$477.93</u>	
HERFF JONES INC.					
	27848	HS OFFICE - SUPPLIES	1,018	509.91	10-2410-410-2
				<u>\$509.91</u>	
HEUSER, GINA					
		MEDICAID	1,018	30.08	10-1220-411-11
				<u>\$30.08</u>	
HIGH SCHOOL IMPREST					
		HS ATH DUES/FEES	1,018	2,243.25	10-1501-640-2
		MUSIC DUES	1,018	30.00	10-1115-640-1
		HS ATHL OFFICIALS	1,018	285.00	10-1501-319-2
		TITLE IIA TRAVEL	1,018	212.00	10-1110-332-42
		MEDICAID	1,018	395.23	10-1220-411-11
		PRINC OFFICE-POSTAGE	1,018	33.59	10-2410-341-1
				<u>\$3,199.07</u>	
HILLMANN PEDIATRIC THERAPY					
		AUGUST	1,018	2,919.19	10-1204-319-1
		SEPTEMBER	1,018	4,789.16	10-1204-319-1
				<u>\$7,708.35</u>	
HINCKLEY SPRING WATER CO					
		SUPT OFFICE-SUPPLIES	1,018	110.73	10-2320-410-1
				<u>\$110.73</u>	
HOUGHTON MIFFLIN COMPANY					
	43180	COMMON CORE GO MATH I	1,018	371.17	10-2210-410-1
	43180	COMMON CORE GO MATH I	1,018	135.90	10-2210-410-1
				<u>\$507.07</u>	
HULSTROM, NATALIE					
		MUSIC TRAVEL	1,018	111.38	10-1115-332-1
				<u>\$111.38</u>	
IASA					
		SUPT OFFICE-TRAVEL	1,018	349.00	10-2320-332-1
				<u>\$349.00</u>	
IASSW					
		BOTH DUES	1,018	60.00	10-2110-410-1
				<u>\$60.00</u>	

Bills Payable List

Printed: 10/17/2013 1:58 PM
 PUTNAM COUNTY CUSD #535
 Expense on Date: 10/1/2013 to 10/31/2013

Vendor Name	P.O. Number	Description	Batch #	Amount	State Account Number
IL ASSO OF SCHOOL BOARDS					
		BOARD OF ED/TRAVEL	1,018	150.00	10-2310-332-6
		SUPT OFFICE-TRAVEL	1,018	30.00	10-2320-332-1
				\$180.00	
IL VALLEY BUSINESS EQUIPMENT					
		JH R/M/COPIER	1,018	10.00	10-1112-323-3
		HEN R/M/COPIERS	1,018	90.00	10-1110-323-4
				\$100.00	
IL VALLEY CELLULAR					
		ALL SCHOOL SERVICES	1,018	152.05	20-2542-321-1
		ALL SCHOOL SERVICES	1,018	116.08	20-2542-321-1
		SUPT-TELEPHONE	1,018	156.28	20-2542-340-1
				\$424.41	
IL VALLEY WASTE SERVICES					
		ALL SCHOOL SERVICES	1,018	432.01	20-2542-321-1
		ALL SCHOOL SERVICES	1,018	558.18	20-2542-321-1
				\$990.19	
IL VIRTUAL SCHOOL					
		GEOMETRY GLENN	1,018	250.00	10-1113-470-1
				\$250.00	
ILLINOIS VALLEY BUSINESS					
		HEN R/M/COPIERS	91	399.15	10-1110-323-4
		HS R/M / COPIER	91	399.16	10-1113-323-2
		JH R/M/COPIER	91	399.16	10-1112-323-3
		PRIMARY R/M /COPIER	91	399.15	10-1111-323-5
		SUP COPY MACHINE	91	399.16	10-2320-323-1
				\$1,995.78	
JACKS GAS & SERVICE, INC.					
		JR HI-GROUNDS SUPPLIES	1,018	19.00	20-2543-410-3
				\$19.00	
JOHANNES BUS SERVICE INC.					
		CONTRACT REG	1,018	44,331.80	40-2550-325-1
		CONTRACT SERVICE-SP ED R	1,018	17,450.20	40-2550-326-1
		CONTRACT SERVICE-AV	1,018	1,866.40	40-2550-327-1
		CONTRACT ECE ROUTES	1,018	14,280.40	40-2550-331-1
		CONTRACT-EX CURRIC	1,018	10,133.25	40-2550-328-1
				\$88,062.05	
JOHNS SERVICE AND SALES, INC.					
		PRIMARY REPAIR/MAI	1,018	115.00	20-2542-323-5
		PRIMARY REPAIR/MAI	1,018	231.40	20-2542-323-5
				\$346.40	
JOHNSTONE SUPPLY					
		H S-BUILDING REPAIRS/MAI	1,018	403.95	20-2542-323-2
				\$403.95	
JUNIOR HIGH IMPREST					
		JH ATHL OFFICIALS	1,018	1,160.00	10-1501-319-3

Bills Payable List

Printed: 10/17/2013 1:58 PM

PUTNAM COUNTY CUSD #535

Expense on Date: 10/1/2013 to 10/31/2013

Vendor Name	P.O. Number	Description	Batch #	Amount	State Account Number
		JR HI SUPPLIES	1,018	187.74	10-1112-410-3
		JH ATHL DUES/FEES	1,018	295.00	10-1501-640-3
		MUSIC DUES	1,018	10.00	10-1115-640-1
		PRINC OFFICE-POSTAGE	1,018	16.95	10-2410-341-1
		TITLE IIA TRAVEL	1,018	207.00	10-1110-332-42
		JH ATHL DUES/FEES	1,018	(80.00)	10-1501-640-3
				<u>\$1,796.69</u>	
KELLY SAUDER RUIPE		HIGH SCHOOL-BLDG SUPPLIE	1,018	71.13	20-2542-410-2
				<u>\$71.13</u>	
KLEIN, RAY		H S-PURCHASED SERVICE	1,018	650.00	10-1113-390-2
				<u>\$650.00</u>	
LANTER DISTRIBUTING LLC		HENN-CAFE FOOD	1,018	46.80	10-2560-410-4
		JR HI-CAFE FOOD	1,018	46.80	10-2560-410-3
		HIGH SCHOOL- FOOD	1,018	46.80	10-2560-410-2
		PRIMARY CAFE FOOD	1,018	17.20	10-2560-410-5
		HIGH SCHOOL- FOOD	1,018	60.72	10-2560-410-2
		JR HI-CAFE FOOD	1,018	76.17	10-2560-410-3
		HENN-CAFE FOOD	1,018	47.25	10-2560-410-4
		PRIMARY CAFE FOOD	1,018	60.72	10-2560-410-5
				<u>\$402.46</u>	
LASALLE PERU AREA CAREER CENTER		A V VOCATIONAL SCHOOL	1,018	2,593.49	10-4140-670-2
				<u>\$2,593.49</u>	
LEASE		MEDICAID	1,018	68.72	10-1220-411-11
		MEDICAID	1,018	148.10	10-1220-411-11
				<u>\$216.82</u>	
LETTERKRAFT		H S ATHLETIC-SUPPLIES	1,018	52.00	10-1501-410-2
		SUPT OFFICE-SUPPLIES	1,018	1,013.03	10-2320-410-1
		SUPT OFFICE-SUPPLIES	1,018	74.92	10-2320-410-1
				<u>\$1,139.95</u>	
LIBRARY VIDEO COMPANY	32848	JH MEDIA-AV	1,018	106.80	10-2220-430-3
				<u>\$106.80</u>	
LIGHTED WAY ASSOCIATION I		LIGHTEDWAY/ALLENDAL	1,018	9,370.80	10-1912-670-1
				<u>\$9,370.80</u>	
LOCKER ROOM		JR HI-ATHLETIC SUPPLIES	1,018	175.50	10-1501-410-3
		JR HI-ATHLETIC SUPPLIES	1,018	157.95	10-1501-410-3
		JR HI PE RESALE	1,018	600.00	10-1112-497-3
27809		H S ATHLETIC-SUPPLIE	1,018	40.00	10-1501-410-2

Bills Payable List

Printed: 10/17/2013 1:58 PM
 PUTNAM COUNTY CUSD #535
 Expense on Date: 10/1/2013 to 10/31/2013

Vendor Name	P.O. Number	Description	Batch #	Amount	State Account Number
	27817	H S ATHLETIC-SUPPLIE	1,018	415.90	10-1501-410-2
				<u>\$1,389.35</u>	
LOHMAN COMPANIES					
		BOARD DUES/FEES	1,018	120.00	10-2310-640-6
				<u>\$120.00</u>	
MACGILL					
	32855	NURSE-SUPPLIES	1,018	263.00	10-2134-410-1
				<u>\$263.00</u>	
MAIN, KATHERINE					
		NURSE-TRAVEL	1,018	132.87	10-2134-332-1
				<u>\$132.87</u>	
MARK KARLOSKY CONSULTING					
		TECH-SUPPLIES	1,018	532.87	10-2226-410-1
		MINI-GBIC TRANSCEIVER	1,018	851.92	10-1112-410-1
		TECH R/M	1,018	160.00	10-2226-323-1
		TECH R/M	1,018	215.00	10-2226-323-1
		TECH R/M	1,018	242.50	10-2226-323-1
		ROCURVE SWITCH	1,018	11,831.76	10-1110-540-1
		TECH R/M	1,018	242.50	10-2226-323-1
		TECH-SUPPLIES	1,018	193.00	10-2226-410-1
		TECH R/M	1,018	260.65	10-2226-323-1
		TECH R/M	1,018	224.25	10-2226-323-1
		TECH R/M	1,018	297.50	10-2226-323-1
	64733	3D-WHITNEY DONATION	1,018	1,932.77	10-2310-412-6
	64736	TECH-SUPPLIES	1,018	230.76	10-2226-410-1
	64737	COMPUTER JH	1,018	541.92	10-1110-540-1
				<u>\$17,757.40</u>	
MAYER-JOHNSON LLC					
	27796	MEDICAID	1,018	399.00	10-1220-411-11
				<u>\$399.00</u>	
MCNABB TELEPHONE COMPANY					
		SUPT-TELEPHONE	1,018	78.33	20-2542-340-1
		H S - TELEPHONE SERVICE	1,018	469.97	20-2542-340-2
		JR HI-TELEPHONE SERVICE	1,018	548.30	20-2542-340-3
		ELEM-TELEPHONE	1,018	234.99	20-2542-340-4
		PRIMARY-TELEPHONE SERV	1,018	234.99	20-2542-340-5
				<u>\$1,566.58</u>	
MEDIACOM LLC					
		MEDIACOM ONLINE	91	205.90	10-2190-323-1
				<u>\$205.90</u>	
MENARDS PERU					
		HIGH SCHOOL-BLDG SUPPLIE	1,018	108.92	20-2542-410-2
		HIGH SCHOOL-BLDG SUPPLIE	1,018	96.41	20-2542-410-2
		PRIMARY BLDG SUPPLY	1,018	100.00	20-2542-410-5
		HIGH SCHOOL-BLDG SUPPLIE	1,018	200.00	20-2542-410-2
		PRIMARY BLDG SUPPLY	1,018	232.78	20-2542-410-5

Bills Payable List

Printed: 10/17/2013 1:58 PM
 PUTNAM COUNTY CUSD #535
 Expense on Date: 10/1/2013 to 10/31/2013

Vendor Name	P.O. Number	Description	Batch #	Amount	State Account Number
				<u>\$738.11</u>	
MENTORING MINDS					
	50137	MEDICAID	1,018	30.90	10-1220-411-11
				<u>\$30.90</u>	
MUSIC SHOPPE, INC.					
		MUSIC TEXTS-HS	1,018	3.36	10-1115-420-2
		MUSIC REPAIRS	1,018	209.45	10-1115-323-1
		MUSIC RESALE	1,018	7.19	10-1115-495-1
				<u>\$220.00</u>	
N C I M D					
		HIGH SCHOOL- FOOD	1,018	1,422.72	10-2560-410-2
		PRIMARY CAFE FOOD	1,018	2,025.06	10-2560-410-5
		HENN-CAFE FOOD	1,018	1,039.68	10-2560-410-4
		JR HI-CAFE FOOD	1,018	1,203.84	10-2560-410-3
				<u>\$5,691.30</u>	
NASCO					
	43202	PRIMARY-SUPPLIES	1,018	219.34	10-1111-410-5
	43202	HENN ELEM-SUPPLIES	1,018	219.34	10-1110-410-4
				<u>\$438.68</u>	
NCRBC					
		SUPT OFFICE-DUES/ FEES	1,018	20.00	10-2320-640-1
				<u>\$20.00</u>	
NCS PEARSON					
	64727	HS-SUPPLIES	1,018	3,282.00	10-1113-410-2
	64727	TITLE I 7-5	1,018	480.00	10-1250-332-36
				<u>\$3,762.00</u>	
NETWORK BUSINES SYSTEMS INC.					
		LEASE FD-MAXIIS	91	200.00	10-2190-323-1
				<u>\$200.00</u>	
NEWSOME, CHRIS					
		TECH-TRAVEL	1,018	285.29	10-2226-332-1
		TECH-SUPPLIES	1,018	13.49	10-2226-410-1
				<u>\$298.78</u>	
NORTH CENTRAL BANK					
		PRIMARY-SUPPLIES	1,018	12.28	10-1111-410-5
		PRINC-DUES/FEES	1,018	335.00	10-2410-640-1
		EXTRA CURR- TRAVEL	1,018	30.00	10-1540-332-1
		PRINC OFFICE-TRAVEL	1,018	314.00	10-2410-332-1
		MEDICAID	1,018	376.07	10-1220-411-11
		MEDICAID	1,018	30.93	10-1220-411-11
		ED FOUNDATIONS SUPPLIES	1,018	841.62	10-2310-411-6
		ELEMENTARY-BLDG SUPPLIES	1,018	86.99	20-2542-410-4
		ELEMENTARY-BLDG SUPPLIES	1,018	19.98	20-2542-410-4
		EPIC SUPPLIES	1,018	(16.87)	10-2210-410-1
		ELEMENTARY-BLDG SUPPLIES	1,018	(76.87)	20-2542-410-4
		H S ATHLETIC-SUPPLIES	1,018	173.86	10-1501-410-2
		H S ATHLETIC-SUPPLIES	1,018	104.75	10-1501-410-2

Bills Payable List

Printed: 10/17/2013 1:58 PM
 PUTNAM COUNTY CUSD #535
 Expense on Date: 10/1/2013 to 10/31/2013

Vendor Name	P.O. Number	Description	Batch #	Amount	State Account Number
		F/C SCIENCE SUPPLY	1,018	74.09	10-1113-412-2
		F/C SCIENCE SUPPLY	1,018	49.44	10-1113-412-2
		EX CURRICULAR VAN	1,018	82.56	40-2550-324-1
		HIGH SCHOOL-BLDG SUPPLIE	1,018	360.43	20-2542-410-2
		EX CURRICULAR VAN	1,018	66.80	40-2550-324-1
		EX CURRICULAR VAN	1,018	75.22	40-2550-324-1
		F/C SCIENCE SUPPLY	1,018	48.96	10-1113-412-2
		FALL PLAY	1,018	11.76	10-1540-411-1
		SUPT OFFICE-TRAVEL	1,018	133.28	10-2320-332-1
		BOARD SUPPLIES	1,018	121.27	10-2310-410-6
				<u>\$3,255.55</u>	
OLSON, MICHAEL		HENN OFFICE - SUPPLIES	1,018	42.90	10-2410-410-4
		HENN ELEM-TRAVEL	1,018	79.26	10-1110-332-4
				<u>\$122.16</u>	
ORKIN EXTERMINATING CO IN		ALL SCHOOL SERVICES	1,018	213.79	20-2542-321-1
				<u>\$213.79</u>	
OTTAWA ELEM SCHOOL DISTRICT #141		SP ED TUITION PUBLIC	1,018	1,776.00	10-4220-600-1
				<u>\$1,776.00</u>	
PBS DISTRIBUTION	32849	JH MEDIA-AV	1,018	69.72	10-2220-430-3
				<u>\$69.72</u>	
PC FOODS, INC.		HENN OFFICE - SUPPLIES	1,018	37.63	10-2410-410-4
		SUMMER SCHOOL SUPPLY	1,018	37.29	10-1600-410-1
		PRIMARY CAFE FOOD	1,018	46.14	10-2560-410-5
		JR HI-CAFE FOOD	1,018	68.33	10-2560-410-3
		JR HI-CAFE MISC SUPPLIES	1,018	8.38	10-2560-490-3
		JR HI-CAFE FOOD	1,018	59.55	10-2560-410-3
		MEDICAID	1,018	143.95	10-1220-411-11
		PRIMARY CAFE FOOD	1,018	34.90	10-2560-410-5
		PRIMARY CAFE FOOD	1,018	20.94	10-2560-410-5
		BOARD SUPPLIES	1,018	30.94	10-2310-410-6
		MEDICAID	1,018	71.24	10-1220-411-11
		SUPT OFFICE-SUPPLIES	1,018	16.03	10-2320-410-1
		BOARD SUPPLIES	1,018	53.38	10-2310-410-6
		PRIMARY CAFE FOOD	1,018	185.49	10-2560-410-5
		MEDICAID	1,018	55.98	10-1220-411-11
				<u>\$870.17</u>	
PCCU (NEC)		NEC-ADMIN/10 MONTH	98	129.69	10-481
		NEC-ADMIN/10 MONTH	98	2.15	40-481
		NEC-ADMIN/10 MONTH	98	0.15	80-481
		NEC 24/20	98	1,081.32	10-481
		NEC 24/20	98	2.24	80-481

Bills Payable List

Printed: 10/17/2013 1:58 PM

PUTNAM COUNTY CUSD #535

Expense on Date: 10/1/2013 to 10/31/2013

Vendor Name	P.O. Number	Description	Batch #	Amount	State Account Number
		DED NEC	98	46.71	10-481
		NEC-ADMIN/10 MONTH	98	129.69	10-481
		NEC-ADMIN/10 MONTH	98	2.15	40-481
		NEC-ADMIN/10 MONTH	98	0.15	80-481
		NEC 24/20	98	1,106.11	10-481
		NEC 24/20	98	18.25	40-481
		NEC 24/20	98	2.24	80-481
				<u>\$2,520.85</u>	
PEARSON EDUCATION					
		HENN ELEM-TEXT	1,018	1,315.91	10-1110-420-4
				<u>\$1,315.91</u>	
PEPPER & SON, JW					
	32839	MUSIC SUPPLY-JH	1,018	176.62	10-1115-410-3
				<u>\$176.62</u>	
PERMA- BOUND					
	27768	HS MEDIA BOOKS	1,018	670.12	10-2220-411-2
	27768	HS MEDIA BOOKS	1,018	54.37	10-2220-411-2
	27768	HS MEDIA BOOKS	1,018	34.64	10-2220-411-2
	32837	JH MEDIA BOOKS	1,018	350.25	10-2220-411-3
				<u>\$1,109.38</u>	
PERRY MEMORIAL HOSPITAL					
		STUDENT DRUG TESTING	1,018	552.00	10-2310-390-6
				<u>\$552.00</u>	
PETERSON, ROBERT					
		PRINC OFFICE-TRAVEL	1,018	77.55	10-2410-332-1
				<u>\$77.55</u>	
PRAIRIECAT					
	27767	PRAIRIECAT MEMBERSHIP	1,018	1,010.87	10-1113-470-1
				<u>\$1,010.87</u>	
PRIMARY IMPREST					
		ISLMA SCHORN	1,018	207.00	10-1110-332-42
				<u>\$207.00</u>	
PUT CO PCEA/IEA DUES					
		NON-CERT DUES	98	555.42	10-481
		NON-CERT DUES	98	37.26	20-481
		IEA CERT DUES	98	2,117.33	10-481
		IEA CERT DUES	98	5.58	80-481
		NON-CERT DUES	98	580.86	10-481
		NON-CERT DUES	98	37.26	20-481
		NON-CERT DUES	98	11.82	80-481
		IEA CERT DUES	98	2,145.31	10-481
		IEA CERT DUES	98	35.84	40-481
		IEA CERT DUES	98	5.56	80-481
				<u>\$5,532.24</u>	
PUT CO SCHOOL (FED TRS)					
		TITLE I FED TRS	99	1,936.51	10-1250-210-36

Bills Payable List

Printed: 10/17/2013 1:58 PM
 PUTNAM COUNTY CUSD #535
 Expense on Date: 10/1/2013 to 10/31/2013

Vendor Name	P.O. Number	Description	Batch #	Amount	State Account Number
				<u>\$1,936.51</u>	
PUT CO SCHOOL (TRS HEALTH)					
		THIS ADMIN/10 MONTH	98	378.95	10-481
		THIS ADMIN/10 MONTH	98	6.28	40-481
		THIS ADMIN/10 MONTH	98	0.45	80-481
		THIS P24/T20	98	3,105.07	10-481
		THIS P24/T20	98	6.46	80-481
		DED THIS	98	116.84	10-481
		THIS ADMIN/10 MONTH	98	378.95	10-481
		THIS ADMIN/10 MONTH	98	6.28	40-481
		THIS ADMIN/10 MONTH	98	0.45	80-481
		THIS P24/T20	98	3,176.32	10-481
		THIS P24/T20	98	52.40	40-481
		THIS P24/T20	98	6.46	80-481
		HENSON WALTER INS	95	622.32	10-1110-222-4
		KASSABAUM SMITH INS	95	263.90	10-1112-222-3
		PUETZ TAYLOR INS	95	263.90	10-1111-222-5
		WRAGGE KEENER INS	95	263.90	10-1113-222-2
				<u>\$8,648.93</u>	
PUT CO SCHOOL (TRS)					
		TRS ADMI/10 MONTH	98	2,102.48	10-481
		TRS ADMI/10 MONTH	98	34.86	40-481
		TRS ADMI/10 MONTH	98	2.47	80-481
		TRS P24/T20	98	17,258.31	10-481
		TRS P24/T20	98	35.79	80-481
		TRS ADMI/10 MONTH	98	2,102.48	10-481
		TRS ADMI/10 MONTH	98	34.86	40-481
		TRS ADMI/10 MONTH	98	2.47	80-481
		DED TRS	98	621.44	10-481
		TRS P24/T20	98	17,654.50	10-481
		TRS P24/T20	98	291.18	40-481
		TRS P24/T20	98	35.79	80-481
				<u>\$40,176.63</u>	
PUT CO SCHOOLS					
		IM IMRF	98	1,555.07	10-481
		IM IMRF	98	450.67	20-481
		IMRFBRD SHARE	98	3,801.35	50-481
		IMRFBRD SHARE	98	1,101.62	50-481
		IM IMRF	98	1,718.62	10-481
		IM IMRF	98	727.09	20-481
		IM IMRF	98	88.09	40-481
		IM IMRF	98	30.80	80-481
		IMRFBRD SHARE	98	4,201.13	50-481
		IMRFBRD SHARE	98	1,777.32	50-481
		IMRFBRD SHARE	98	215.33	50-481
		IMRFBRD SHARE	98	75.27	50-481
				<u>\$15,742.36</u>	
PUTNAM CO COMM UNIT (IL)					

Bills Payable List

Printed: 10/17/2013 1:58 PM
 PUTNAM COUNTY CUSD #535
 Expense on Date: 10/1/2013 to 10/31/2013

Vendor Name	P.O. Number	Description	Batch #	Amount	State Account Number
		IL State Tax	99	9,024.79	10-481
		IL State Tax	99	452.24	20-481
		IL State Tax	99	16.80	40-481
		IL State Tax	99	14.86	80-481
		IL State Tax	99	10,233.29	10-481
		Void IL State Tax	99	(62.50)	10-481
		IL State Tax	99	803.36	20-481
		IL State Tax	99	226.18	40-481
		IL State Tax	99	47.53	80-481
				<u>\$20,756.55</u>	
PUTNAM CO SD FIT					
		Federal Tax	99	19,812.41	10-481
		Federal Tax	99	1,103.30	20-481
		Federal Tax	99	59.99	40-481
		Federal Tax	99	32.01	80-481
		Federal Tax	99	21,554.22	10-481
		Void Federal Tax	99	(122.81)	10-481
		Federal Tax	99	2,115.26	20-481
		Federal Tax	99	540.78	40-481
		Federal Tax	99	109.61	80-481
				<u>\$45,204.77</u>	
PUTNAM CO SD MEDICARE					
		MEDICARE (CERT)	99	2,130.95	10-481
		MEDICARE (CERT)	99	4.87	40-481
		MEDICARE (CERT)	99	4.34	80-481
		MEDICARE (BRD PD)	99	2,130.95	50-481
		MEDICARE (BRD PD)	99	4.87	50-481
		MEDICARE (BRD PD)	99	4.34	50-481
		MEDICARE (CERT)	99	2,338.71	10-481
		MEDICARE (CERT)	99	38.19	40-481
		MEDICARE (CERT)	99	4.33	80-481
		MEDICARE (BRD PD)	99	2,338.71	50-481
		MEDICARE (BRD PD)	99	38.19	50-481
		MEDICARE (BRD PD)	99	4.33	50-481
				<u>\$9,042.78</u>	
PUTNAM COUNTY SD FICA					
		MATCHING FICA	99	2,580.77	50-481
		MATCHING FICA	99	735.96	50-481
		FICA 2013	99	2,580.77	10-481
		FICA 2013	99	735.96	20-481
		MATCHING FICA	99	3,470.44	50-481
		MATCHING FICA	99	1,318.40	50-481
		MATCHING FICA	99	152.05	50-481
		Void MATCHING FICA	99	(95.63)	50-481
		MATCHING FICA	99	52.35	50-481
		FICA 2013	99	3,470.44	10-481
		Void FICA 2013	99	(95.63)	10-481
		FICA 2013	99	1,318.40	20-481

Bills Payable List

Printed: 10/17/2013 1:58 PM
 PUTNAM COUNTY CUSD #535
 Expense on Date: 10/1/2013 to 10/31/2013

Vendor Name	P.O. Number	Description	Batch #	Amount	State Account Number
		FICA 2013	99	152.05	40-481
		FICA 2013	99	52.35	80-481
				<u>\$16,428.68</u>	
QUESSE MOVING & STORAGE INC					
		ELEMENTARY-BLDG REPAIR	1,018	534.00	20-2542-323-4
				<u>\$534.00</u>	
QUILL					
	53041	PRIMARY-SUPPLIES	1,018	202.46	10-1111-410-5
				<u>\$202.46</u>	
RANDOLPH, GENE					
		PSYCH-TRAVEL	1,018	147.58	10-2140-332-1
				<u>\$147.58</u>	
REALLY GOOD STUFF					
	52595	PRIMARY-SUPPLIES	1,018	47.92	10-1111-410-5
	53092	PRIMARY-SUPPLIES	1,018	35.93	10-1111-410-5
				<u>\$83.85</u>	
ROBBINS SCHWARTZ NICHOLAS					
		LEGAL FEES	1,018	501.25	80-2369-318-1
				<u>\$501.25</u>	
RODRIGUEZ, CARMELA					
		H S TRAVEL	1,018	12.22	10-1113-332-2
				<u>\$12.22</u>	
ROYAL PUBLISHING					
		INFO SERV-ADVERTISING	1,018	250.00	10-2630-350-1
		INFO SERV-ADVERTISING	1,018	285.00	10-2630-350-1
		INFO SERV-ADVERTISING	1,018	250.00	10-2630-350-1
				<u>\$785.00</u>	
SCHOLASTIC INC					
	32825	JR HI SUPPLIES	1,018	199.91	10-1112-410-3
				<u>\$199.91</u>	
SCHOOL SPECIALTY					
	27804	H S ATHLETIC-SUPPLIE	1,018	91.75	10-1501-410-2
	50138	PRIMARY-SUPPLIES	1,018	91.45	10-1111-410-5
	52552	ECE COMM SUPP	1,018	61.74	10-1125-412-1
	52552	ECE COMM SUPP	1,018	37.66	10-1125-412-1
	52586	EPIC SUPPLIES	1,018	151.84	10-2210-410-1
				<u>\$434.44</u>	
SCHWAB, THEA					
		MEDICAID	1,018	17.39	10-1220-411-11
				<u>\$17.39</u>	
SKINNER, ANDREA					
		HS-SUPPLIES	1,018	38.74	10-1113-410-2
				<u>\$38.74</u>	
SLINGSBY, JOHN					
		JR HI-TRAVEL	1,018	27.26	10-1112-332-3

Bills Payable List

Printed: 10/17/2013 1:58 PM
 PUTNAM COUNTY CUSD #535
 Expense on Date: 10/1/2013 to 10/31/2013

Vendor Name	P.O. Number	Description	Batch #	Amount	State Account Number
				<u>\$27.26</u>	
SMART SIGN					
	64732	TECH-SUPPLIES	1,018	570.50	10-2226-410-1
				<u>\$570.50</u>	
STANDARD STATIONARY SUP.O					
	43187	HENN ELEM-SUPPLIES	1,018	116.11	10-1110-410-4
				<u>\$116.11</u>	
STAPLES CREDIT PLAN					
		BOARD SUPPLIES	1,018	13.58	10-2310-410-6
		SUPT OFFICE-SUPPLIES	1,018	20.99	10-2320-410-1
		SUPT OFFICE-SUPPLIES	1,018	49.99	10-2320-410-1
		EPIC SUPPLIES	1,018	95.70	10-2210-410-1
		SUPT OFFICE-SUPPLIES	1,018	249.99	10-2320-410-1
				<u>\$430.25</u>	
SUPERINTENDENT IMPREST					
		BOARD DUES/FEES	1,018	328.50	10-2310-640-6
				<u>\$328.50</u>	
SWINGEL, EDWARD					
		CO OP TRAVEL	1,018	89.30	10-1459-332-2
				<u>\$89.30</u>	
TALX UC EXPRESS					
		BOARD DUES/FEES	1,018	77.49	10-2310-640-6
				<u>\$77.49</u>	
TARTAN GROUP					
		MEDICAID	1,018	485.10	10-1220-411-11
				<u>\$485.10</u>	
TEEN INK					
		JR HI SUPPLIES	1,018	189.00	10-1112-410-3
				<u>\$189.00</u>	
TEXTOL SYSTEMS INC.					
	43207	MEDICAID	1,018	126.98	10-1220-411-11
				<u>\$126.98</u>	
TOEDTER OIL COMPANY					
		TRANSP - YB SUPPLY	1,018	727.85	40-2550-411-1
		EX CURRICULAR VAN	1,018	450.00	40-2550-324-1
		TRUCK REPAIR/MAINT	1,018	887.06	20-2542-320-3
		ALL SCHOOL SERVICES	1,018	500.00	20-2542-321-1
				<u>\$2,564.91</u>	
TONIS FLOWER AND GIFT SHO					
		BOARD SUPPLIES	1,018	25.00	10-2310-410-6
				<u>\$25.00</u>	
TRANSPORTATION WITH A PERSONAL TOUCH, INC.					
		CONTRACT SERVICE-SP ED R	1,018	1,960.00	40-2550-326-1
				<u>\$1,960.00</u>	
TRINITY CATHOLIC SCHOOL					
		HENN-CAFE FOOD	1,018	45.00	10-2560-410-4

Bills Payable List

Printed: 10/17/2013 1:58 PM
 PUTNAM COUNTY CUSD #535
 Expense on Date: 10/1/2013 to 10/31/2013

Vendor Name	P.O. Number	Description	Batch #	Amount	State Account Number
		HIGH SCHOOL- FOOD	1,018	42.50	10-2560-410-2
				<u>\$87.50</u>	
UPSTART PROMOTIONS					
	52555	ECE COMM SUPP	1,018	73.49	10-1125-412-1
				<u>\$73.49</u>	
VILLAGE OF GRANVILLE					
		HS- WATER	1,018	666.50	20-2542-322-2
		PRIMARY- WATER	1,018	372.50	20-2542-322-5
				<u>\$1,039.00</u>	
WARD, DEBBIE					
		HENN ELEM-TRAVEL	1,018	15.45	10-1110-332-4
				<u>\$15.45</u>	
WARD, NATHAN					
		HS STUDENT TRAVEL	1,018	179.54	40-2550-332-2
				<u>\$179.54</u>	
WASHINGTON NATIONAL INS CO					
		WASHINGTON NTNL INS.	98	373.16	10-481
		WASHINGTON NTNL INS.	98	72.75	20-481
		WASHINGTON NTNL INS.	98	333.71	10-481
		WASHINGTON NTNL INS.	98	72.75	20-481
		WASHINGTON NTNL INS.	98	39.45	40-481
				<u>\$891.82</u>	
WASP BARCODE TECHNOLOGIES					
	64731	TECH-SUPPLIES	1,018	1,003.50	10-1112-410-1
				<u>\$1,003.50</u>	
ZUKOWSKI LAW OFFICES					
		BOARD DUES/FEES	1,018	910.00	10-2310-640-6
				<u>\$910.00</u>	
			Report Total	<u><u>\$513,547.67</u></u>	



Putnam County Primary School

**400 E. Silverspoon Ave.
Granville, IL 61326**

**Phone Number 1-815-882-2800
Fax Number 1-815-882-2801**

IMPREST FUND REPORT SEPTEMBER

September 30, 2013

Maximum Balance	\$1,500.00
Less Expenditures	\$-207.00

DEPOSITS	
9/23 district	\$401.80

EXPENDITURES	
9/13 \$207.00 Ck # 599 – ISLMA (Schorn conference)	
	-\$207.00

Request for Reimbursement	\$207.00
---------------------------	----------

***Where all students will learn and succeed and all means ALL
Principal—Mrs. Ronda Cross
Secretary—Mrs. Angelina Migliorini***



Putnam County Primary School

**400 E. Silverspoon Ave.
Granville, IL 61326**

**Phone Number 1-815-882-2800
Fax Number 1-815-882-2801**

ACTIVITY FUND REPORT SEPTEMBER

September 30, 2013

Beginning Balance \$7767.61

DEPOSITS \$944.44

9/06/13 \$435.03 (soda machine and Target check)

9/13/13 \$60.00 (Pepsi refund)

9/23/13 \$361.26 (Lifetouch %)

9/23/13 \$88.15 (soda machine)

EXPENDITURES \$-161.17

9/09 ck# 659 - \$21.94 North Central Bank
(Wal-Mart recess storage)

9/13 ck# 660 - \$88.35 Pepsi

9/20 ck# 661 - \$50.88 Subway (RTI Meeting)

Ending Balance \$8550.88

***Where all students will learn and succeed and all means ALL
Principal—Mrs. Ronda Cross
Secretary—Mrs. Angelina Migliorini***

PCES Activity Fund September 2013

Beginning Balance September 1, 2013	\$10676.19
Deposits September 2013	1004.95
Expenditures September 2013	<u>264.12</u>
Ending Balance September 30, 2013	\$11417.02

Deposits

9/17/13 – Soda Commission for High School (255.15)	\$569.49
Lifetouch (164.34) Hennepin Church (150.00)	
9/30/13 – Target	\$435.46

Expenditures

9/12/13 - #1171 – Pepsi - Soda	\$264.12
--------------------------------	----------

Total Expenditures	\$264.12
--------------------	----------

PCES Imprest Fund Report August 2013

Beginning Balance August 01, 2013	\$ 1473.36
Less August 2013 expenditures	80.33
Balance August 31, 2013	\$ 1419.67
Request for reimbursement	80.33
Attain Maximum Balance	\$1,500.00

Deposits

8/29/13 – Reimbursement from May	26.64
----------------------------------	-------

Expenditures

5/31/13 - #3140 – Country Stop	\$62.65
Lunch for Teacher Meeting	
8/13/13 - #3141 – Hennepin Postmaster	\$8.08
Postage for Student Records Acct # 10-2410-341-1	
8/21/13 - #3142 – Hennepin Postmaster	\$9.60
Postage for Student Records Acct#10-2410-341-1	

Total Expenditures	\$80.33
--------------------	---------

Request for reimbursement	\$80.33
---------------------------	---------

PCES Imprest Fund Report September 2013

Beginning Balance September 01, 2013	\$ 1419.67
Less September 2013 expenditures	1310.00
Balance August 31, 2013	\$ 136.31
Request for reimbursement	1363.69
Attain Maximum Balance	\$1,500.00

Deposits

9/30/13 – Reimbursement from August	26.64
-------------------------------------	-------

Expenditures

9/6/13 - #3143 – EIU	\$205.00
ICTM Conference for Debbie Ward Title I	
9/6/13 - #3144 – RSAC	\$250.00
Conference for Debbie Ward Title I	
9/10/13 - #3145 – Lease	\$80.00
Autism workshop for Gina Heuser And Thea Schwab	
9/13/13 - #3146 – The Center	\$170.00
FY14 Bilingual Prog. Directors Meeting for Mike Olson	
9/16/13 - #3147 – IPA	\$250.00
Conference for Janet Schennum	
9/18/13 - #3148 – ISLMA	\$207.00
Conference for Lori Mertel Acct# 10-1110-332-42	
9/23/13 - #3149 – IAHPERD	\$148.00
Conference for Kyle Anderson Title II	
Difference from last month's error	\$53.69
Total Expenditures	\$1310.00
Request for reimbursement	\$1363.69

Imprest Report
Putnam County High School
Mr. Peterson, Principal

Balance August 31, 2013	\$3495.00
Replenishment Requested	\$1505.00
Maximum Balance	\$5000.00
September Expenditures	\$3199.07
Balance September 30, 2013	\$1800.93
Replenishment requested	\$3199.07
Attain Maximum Balance	\$5000.00

Mona's	10-1501-640-2	Tri-County Meeting	\$ 38.25
Hall High School	10-15601-640-2	Fresh. Volleyball Tourn.	\$125.00
Jim Blade	10-1501-319-2	Baseball Official	\$135.00
LP High School	10-1501-640-2	Girls Golf Scramble	\$150.00
Eastland High School	10-1501-640-2	Volleyball Tourn.	\$185.00
Kewanee High School	10-1501-640-2	Cross Country Invite	\$ 80.00
IMEA District 2	10-1501-640-1	Music Dues	\$ 30.00
Windsor High School	10-1501-640-2	Baseball Tourn.	\$125.00
Windson High School	10-1501-640-2	Volleyball Tourn.	\$150.00
Bureau Valley HS	10-1501-640-2	Cross Country Invite	\$135.00
ISLMA	10-1110-332-42	Library conference	\$212.00
LEASE	10-1220-411-11	Autism Seminar	\$175.00
US Post Office	10-2410-341-1	T.I. Navigator Math	\$ 22.99
Seneca High School	10-1501-640-2	Cross Country Inv.	\$125.00
Peoria High School	10-1501-640-2	Cross Country Inv.	\$200.00
Mendota Golf Club	10-1501-640-2	Golf tourn.	\$180.00
Amboy High School	10-1501-640-2	Cross Country Invite	\$125.00
IVC High School	10-1501-640-2	JV Volleyball Tourn.	\$125.00
Tri County Conference	10-1501-640-2	Conference Dues	\$250.00
George Smith	10-1501-319-2	Volleyball Official	\$ 75.00
Shawn Lewis	10-1501-319-2	Volleyball Official	\$ 75.00
St. Bede Acedemy	10-1501-640-2	Fresh. Volleyball Tourn.	\$ 75.00
Byron High School	10-1501-640-2	JV Volleyball Tourn.	\$175.00

USPO	10-2410-341-1	Return Calculators	\$ 10.60
CMI Education Inst.	10-1220-411-11	Spec. Ed conference	<u>\$220.23</u>
	Total		\$3199.07

Putnam County High School
General Ledger Report
Financial Report
 september

From Date:	9/1/2013
To Date:	9/30/2013

From Acct:	100
To Account:	590

Acct.	Account Name	Beg. Bal.	Recpt/JV	Disb/JV	Transfer	End. Bal.	YTD	
							Payable	Work Bal.
000100	Office	\$7,230.17	\$873.92	(\$1,200.15)	\$0.00	\$6,903.94	\$0.00	\$6,903.94
000102	Office Adjustment	\$0.03	\$0.00	\$0.00	\$0.00	\$0.03	\$0.00	\$0.03
000105	Adult Education	\$37.48	\$0.00	\$0.00	\$0.00	\$37.48	\$0.00	\$37.48
000110	Condolence	\$16.14	\$30.00	\$0.00	\$0.00	\$46.14	\$0.00	\$46.14
000120	Baseball	\$133.56	\$0.00	\$0.00	\$0.00	\$133.56	\$0.00	\$133.56
000125	Girl's Softball	\$81.74	\$0.00	\$0.00	\$0.00	\$81.74	\$0.00	\$81.74
000130	PC Enterprises	\$318.06	\$90.00	\$0.00	\$0.00	\$408.06	\$0.00	\$408.06
000135	Golf	\$567.60	\$1,057.50	(\$774.00)	\$0.00	\$851.10	\$0.00	\$851.10
000137	Girls Golf	\$0.00	\$1,217.50	(\$586.08)	\$0.00	\$631.42	\$0.00	\$631.42
000140	Scholastic Bowl	\$213.63	\$0.00	\$0.00	\$0.00	\$213.63	\$0.00	\$213.63
000150	Interact Club	\$2,062.14	\$0.00	\$0.00	\$0.00	\$2,062.14	\$0.00	\$2,062.14
000155	Art	\$165.39	\$35.00	(\$8.50)	\$0.00	\$191.89	\$0.00	\$191.89
000200	Athletic	\$1,853.48	\$0.00	\$0.00	\$0.00	\$1,853.48	\$0.00	\$1,853.48
000210	Cable Club	\$1,707.17	\$0.00	\$0.00	\$0.00	\$1,707.17	\$0.00	\$1,707.17
000220	Track	\$1,928.96	\$0.00	\$0.00	\$0.00	\$1,928.96	\$0.00	\$1,928.96
000300	Journalism	\$2,647.80	\$260.00	(\$2,800.00)	\$0.00	\$107.80	\$0.00	\$107.80
000310	Oldies Club	\$106.17	\$0.00	\$0.00	\$0.00	\$106.17	\$0.00	\$106.17
000320	Girl's Basketball	\$4,854.96	\$0.00	(\$60.00)	\$0.00	\$4,794.96	\$0.00	\$4,794.96
000325	Boy's Basketball	\$2,302.05	\$276.00	(\$120.00)	\$0.00	\$2,458.05	\$0.00	\$2,458.05
000330	Student Council	\$3,781.34	\$113.00	\$0.00	\$0.00	\$3,894.34	\$0.00	\$3,894.34
000340	N.H.S.	\$1,137.98	\$0.00	\$0.00	\$0.00	\$1,137.98	\$0.00	\$1,137.98
000345	Scholarship	\$0.00	\$0.00	\$0.00	\$0.00	\$0.00	\$0.00	\$0.00
000350	Landscaping	\$191.06	\$2.43	\$0.00	\$0.00	\$193.49	\$0.00	\$193.49
000360	FFA	\$757.28	\$110.00	(\$155.71)	\$0.00	\$711.57	\$0.00	\$711.57
000365	Greenhouse Project	\$300.00	\$0.00	\$0.00	\$0.00	\$300.00	\$0.00	\$300.00
000370	Cheerleading	\$1,631.37	\$1,539.11	(\$173.87)	\$0.00	\$2,996.61	\$0.00	\$2,996.61
000380	Panteras	\$1,637.44	\$0.00	\$0.00	\$0.00	\$1,637.44	\$0.00	\$1,637.44
000390	Media Club	\$1,009.17	\$0.00	\$0.00	\$0.00	\$1,009.17	\$0.00	\$1,009.17
000395	Computer Club	\$333.40	\$0.00	\$0.00	\$0.00	\$333.40	\$0.00	\$333.40
000400	Tournament Athletics	\$1,355.04	\$0.00	\$0.00	\$0.00	\$1,355.04	\$0.00	\$1,355.04
000410	Thespians	\$1,587.33	\$0.00	\$0.00	\$0.00	\$1,587.33	\$0.00	\$1,587.33
000420	Science Club	\$39.70	\$0.00	\$0.00	\$0.00	\$39.70	\$0.00	\$39.70
000425	Wrestling	\$0.00	\$0.00	\$0.00	\$0.00	\$0.00	\$0.00	\$0.00
000430	Music (Band)	\$16.75	\$0.00	\$0.00	\$0.00	\$16.75	\$0.00	\$16.75
000440	Music (Chorus)	\$22.19	\$0.00	\$0.00	\$0.00	\$22.19	\$0.00	\$22.19

**Putnam County High School
General Ledger Report
Financial Report
september**

From Date: 9/1/2013
To Date: 9/30/2013

From Acct: 100
To Account: 590

Acct.	Account Name	Beg. Bal.	Recpt/JV	Disb/JV	Transfer	End. Bal.	YTD	
							Payable	Work Bal.
000500	Class of 2015	\$2,064.06	\$0.00	\$0.00	\$0.00	\$2,064.06	\$0.00	\$2,064.06
000510	Message Board	\$55.84	\$0.00	\$0.00	\$0.00	\$55.84	\$0.00	\$55.84
000520	Class of 2014	\$3,526.25	\$0.00	\$0.00	\$0.00	\$3,526.25	\$0.00	\$3,526.25
000530	Class of 2016	\$303.06	\$1,083.50	(\$557.22)	\$0.00	\$829.34	\$0.00	\$829.34
000540	Volleyball	\$2,930.42	\$1,631.85	(\$1,717.96)	\$0.00	\$2,844.31	\$0.00	\$2,844.31
000550	Class of 2009	\$445.18	\$0.00	\$0.00	\$0.00	\$445.18	\$0.00	\$445.18
000560	Class of 2010	(\$0.03)	\$0.00	\$0.00	\$0.00	(\$0.03)	\$0.00	(\$0.03)
000570	Class of 2012	\$990.43	\$0.00	\$0.00	\$0.00	\$990.43	\$0.00	\$990.43
000580	Class of 2011	\$1,987.60	\$0.00	\$0.00	\$0.00	\$1,987.60	\$0.00	\$1,987.60
000590	Class of 2013	\$3,267.89	\$0.00	\$0.00	\$0.00	\$3,267.89	\$0.00	\$3,267.89
Group Total		\$55,597.28	\$8,319.81	(\$8,153.49)	\$0.00	\$55,763.60	\$0.00	\$55,763.60
Activity Accounts Grand Total		\$55,597.28	\$8,319.81	(\$8,153.49)	\$0.00	\$55,763.60	\$0.00	\$55,763.60

I have reviewed the above ledger report and attached reports for the current month. I find them accurate and complete to the best of my knowledge.

Bookkeeper: _____ Date: __/__/____
Principal: _____ Date: __/__/____

Expenditure Report

Printed: 10/3/2013 10:40 AM

PUTNAM COUNTY CUSD #535

Report as of: 9/30/2013

Education Fund 10								
Function	1000	Instruction						
Function	1110	Elementary						
Object	100	Salaries						
Account	Description	M.T.D. Activity	Y.T.D. Activity	Open Encumb.	Current Budget	Budget Balance	% of Budget	State Account Number
100	Salaries	36,601.14	111,333.17	0.00	490,932.00	379,598.83	22.68	
200	Employee Benefits	13,435.11	23,247.98	0.00	130,000.00	106,752.02	17.88	
300	Purchased Services	536.81	1,414.37	0.00	19,526.00	18,111.63	7.24	
400	Supplies And Materials	871.73	5,014.22	1,034.56	11,300.00	5,251.22	53.53	
500	Capital Outlay	36,219.28	50,510.39	18,056.00	79,000.00	10,433.61	86.79	
1110	Elementary	87,664.07	191,520.13	19,090.56	730,758.00	520,147.31	28.82	** Function
100	Salaries	35,782.98	102,923.82	0.00	504,000.00	401,076.18	20.42	
200	Employee Benefits	11,331.53	20,415.57	0.00	129,000.00	108,584.43	15.83	
300	Purchased Services	667.21	1,512.81	0.00	8,000.00	6,487.19	18.91	
400	Supplies And Materials	794.17	8,089.03	541.74	17,600.00	8,969.23	49.04	
500	Capital Outlay	0.00	0.00	0.00	1,000.00	1,000.00	0.00	
1111	Primary	48,575.89	132,941.23	541.74	659,600.00	526,117.03	20.24	** Function
100	Salaries	38,711.37	112,699.35	0.00	516,000.00	403,300.65	21.84	
200	Employee Benefits	13,290.09	19,672.87	0.00	130,000.00	110,327.13	15.13	
300	Purchased Services	796.42	1,642.02	0.00	9,000.00	7,357.98	18.24	
400	Supplies And Materials	4,013.21	11,689.05	1,723.49	53,600.00	40,187.46	25.02	
500	Capital Outlay	759.97	759.97	0.00	1,000.00	240.03	76.00	
600	Other Objects	0.00	0.00	0.00	1,000.00	1,000.00	0.00	
1112	Junior High	57,571.06	146,463.26	1,723.49	710,600.00	562,413.25	20.85	** Function
100	Salaries	57,235.99	173,141.12	0.00	796,179.00	623,037.88	21.75	
200	Employee Benefits	18,619.91	39,089.67	0.00	236,000.00	196,910.33	16.56	
300	Purchased Services	1,073.18	2,158.78	0.00	9,900.00	7,741.22	21.81	
400	Supplies And Materials	3,917.85	28,765.68	12,197.64	104,050.00	63,086.68	39.37	
500	Capital Outlay	0.00	0.00	0.00	2,000.00	2,000.00	0.00	
600	Other Objects	0.00	0.00	0.00	1,500.00	1,500.00	0.00	
1113	High School	80,846.93	243,155.25	12,197.64	1,149,629.00	894,276.11	22.21	** Function
100	Salaries	0.00	0.00	0.00	0.00	0.00	0.00	
200	Employee Benefits	0.00	0.00	0.00	0.00	0.00	0.00	
300	Purchased Services	0.00	0.00	0.00	0.00	0.00	0.00	
1114	Reading Imp	0.00	0.00	0.00	0.00	0.00	0.00	** Function
100	Salaries	10,362.00	30,412.00	0.00	129,000.00	98,588.00	23.58	
200	Employee Benefits	3,664.26	7,429.30	0.00	41,300.00	33,870.70	17.99	
300	Purchased Services	0.00	0.00	0.00	3,750.00	3,750.00	0.00	

40

Expenditure Report

Printed: 10/3/2013 10:40 AM

PUTNAM COUNTY CUSD #535

Report as of: 9/30/2013

Education Fund 10			
Function	1000	Instruction	
Function	1115	MUSIC	
Object	400	Supplies And Materials	

Account	Description	M.T.D. Activity	Y.T.D. Activity	Open Encumb.	Current Budget	Budget Balance	% of Budget	State Account Number
400	Supplies And Materials	408.99	554.41	297.65	5,620.00	4,767.94	15.16	
500	Capital Outlay	0.00	0.00	0.00	1,000.00	1,000.00	0.00	
600	Other Objects	60.00	60.00	0.00	600.00	540.00	10.00	
1115	MUSIC	14,495.25	38,455.71	297.65	181,270.00	142,516.64	21.38	** Function
100	Salaries	0.00	0.00	0.00	0.00	0.00	0.00	
400	Supplies And Materials	0.00	0.00	7,000.00	6,000.00	(1,000.00)	116.67	
1116	Accel Reader	0.00	0.00	7,000.00	6,000.00	(1,000.00)	116.67	** Function
100	Salaries	10,917.63	30,482.51	0.00	135,500.00	105,017.49	22.50	
200	Employee Benefits	1,527.25	2,587.37	0.00	17,000.00	14,412.63	15.22	
300	Purchased Services	0.00	0.00	0.00	1,900.00	1,900.00	0.00	
400	Supplies And Materials	276.17	472.59	517.27	10,900.00	9,910.14	9.08	
500	Capital Outlay	0.00	0.00	162.10	0.00	(162.10)	0.00	
1125	Pre-K Programs	12,721.05	33,542.47	679.37	165,300.00	131,078.16	20.70	** Function
600	Other Objects	0.00	0.00	0.00	0.00	0.00	0.00	
1203	Emh Handicapped lighted way	0.00	0.00	0.00	0.00	0.00	0.00	** Function
100	Salaries	640.00	640.00	0.00	2,500.00	1,860.00	25.60	
200	Employee Benefits	(18.91)	(18.91)	0.00	325.00	343.91	-5.82	
300	Purchased Services	87.78	87.78	0.00	73,000.00	72,912.22	0.12	
400	Supplies And Materials	0.00	0.00	0.00	0.00	0.00	0.00	
1204	Physically Hndcap Homebound	708.87	708.87	0.00	75,825.00	75,116.13	0.93	** Function
300	Purchased Services	0.00	0.00	0.00	800.00	800.00	0.00	
1206	Visually Impaired (Vi)	0.00	0.00	0.00	800.00	800.00	0.00	** Function
100	Salaries	0.00	0.00	0.00	0.00	0.00	0.00	
200	Employee Benefits	0.00	0.00	0.00	0.00	0.00	0.00	
300	Purchased Services	0.00	1,523.00	0.00	2,400.00	877.00	63.46	
400	Supplies And Materials	0.00	0.00	0.00	0.00	0.00	0.00	
500	Capital Outlay	0.00	0.00	0.00	0.00	0.00	0.00	
1207	Hard Of Hearing (Hh)	0.00	1,523.00	0.00	2,400.00	877.00	63.46	** Function
100	Salaries	6,517.16	14,084.90	0.00	51,000.00	36,915.10	27.62	
200	Employee Benefits	1,591.65	2,664.13	0.00	13,500.00	10,835.87	19.73	
300	Purchased Services	0.00	19,550.67	0.00	42,500.00	22,949.33	46.00	
400	Supplies And Materials	0.00	0.00	0.00	650.00	650.00	0.00	
1210	Speech & Lang.Impaired	8,108.81	36,299.70	0.00	107,650.00	71,350.30	33.72	** Function

41

Expenditure Report

Printed: 10/3/2013 10:40 AM

PUTNAM COUNTY CUSD #535

Report as of: 9/30/2013

Education Fund 10								
Function	1000	Instruction						
Function	1214	PRESCHOOL						
Object	100	Salaries						
Account	Description	M.T.D. Activity	Y.T.D. Activity	Open Encumb.	Current Budget	Budget Balance	% of Budget	State Account Number
100	Salaries	0.00	0.00	0.00	0.00	0.00	0.00	
200	Employee Benefits	0.00	0.00	0.00	0.00	0.00	0.00	
300	Purchased Services	0.00	0.00	0.00	0.00	0.00	0.00	
400	Supplies And Materials	0.00	0.00	0.00	0.00	0.00	0.00	
1214	<u>PRESCHOOL</u>	0.00	0.00	0.00	0.00	0.00	0.00	** Function
100	Salaries	0.00	0.00	0.00	0.00	0.00	0.00	
200	Employee Benefits	0.00	0.00	0.00	0.00	0.00	0.00	
300	Purchased Services	0.00	0.00	0.00	0.00	0.00	0.00	
400	Supplies And Materials	0.00	0.00	0.00	0.00	0.00	0.00	
1219	<u>Pre Kind EARLY CHILDHOOD</u>	0.00	0.00	0.00	0.00	0.00	0.00	** Function
100	Salaries	69,030.36	172,515.83	0.00	795,000.00	622,484.17	21.70	
200	Employee Benefits	11,865.83	21,275.19	0.00	146,000.00	124,724.81	14.57	
300	Purchased Services	312.55	512.55	0.00	2,000.00	1,487.45	25.63	
400	Supplies And Materials	5,255.37	9,438.92	2,317.61	53,300.00	41,543.47	22.06	
500	Capital Outlay	0.00	0.00	0.00	0.00	0.00	0.00	
1220	<u>Cross-Categorical (Cc)</u>	86,464.11	203,742.49	2,317.61	996,300.00	790,239.90	20.68	** Function
100	Salaries	0.00	0.00	0.00	0.00	0.00	0.00	
200	Employee Benefits	0.00	0.00	0.00	0.00	0.00	0.00	
300	Purchased Services	0.00	0.00	0.00	0.00	0.00	0.00	
400	Supplies And Materials	0.00	0.00	0.00	0.00	0.00	0.00	
500	Capital Outlay	0.00	0.00	0.00	0.00	0.00	0.00	
1222	<u>MI</u>	0.00	0.00	0.00	0.00	0.00	0.00	** Function
100	Salaries	4,898.05	13,636.69	0.00	58,100.00	44,463.31	23.47	
200	Employee Benefits	1,238.74	2,311.22	0.00	11,900.00	9,588.78	19.42	
300	Purchased Services	0.00	0.00	0.00	0.00	0.00	0.00	
400	Supplies And Materials	0.00	479.97	0.00	1,220.00	740.03	39.34	
1225	<u>Special Education Programs Pre-K</u>	6,136.79	16,427.88	0.00	71,220.00	54,792.12	23.07	** Function
100	Salaries	7,683.44	24,255.58	0.00	66,500.00	42,244.42	36.47	
200	Employee Benefits	1,922.45	4,010.73	0.00	27,250.00	23,239.27	14.72	
300	Purchased Services	0.00	0.00	1,218.00	510.00	(708.00)	238.82	
400	Supplies And Materials	0.00	54.00	341.80	5,400.00	5,004.20	7.33	
500	Capital Outlay	4,548.00	4,548.00	0.00	9,180.00	4,632.00	49.54	
1250	<u>Remedial and Supplemental Programs K-12</u>	14,153.89	32,868.31	1,559.80	108,840.00	74,411.89	31.63	** Function

42

Expenditure Report

Printed: 10/3/2013 10:40 AM

PUTNAM COUNTY CUSD #535

Report as of: 9/30/2013

Education Fund 10								
Function	1000	Instruction						
Function	1401	VOCATIONAL AG						
Object	100	Salaries						
Account	Description	M.T.D. Activity	Y.T.D. Activity	Open Encumb.	Current Budget	Budget Balance	% of Budget	State Account Number
100	Salaries	2,966.24	8,473.22	0.00	36,500.00	28,026.78	23.21	
200	Employee Benefits	1,110.44	2,182.92	0.00	12,400.00	10,217.08	17.60	
300	Purchased Services	0.00	0.00	0.00	3,500.00	3,500.00	0.00	
400	Supplies And Materials	1,632.64	1,632.64	66.82	8,988.00	7,288.54	18.91	
500	Capital Outlay	0.00	0.00	0.00	0.00	0.00	0.00	
600	Other Objects	0.00	0.00	0.00	500.00	500.00	0.00	
1401	VOCATIONAL AG	5,709.32	12,288.78	66.82	61,888.00	49,532.40	19.96	** Function
100	Salaries	3,105.00	8,611.79	0.00	38,260.00	29,648.21	22.51	
200	Employee Benefits	1,570.68	3,577.94	0.00	17,800.00	14,222.06	20.10	
300	Purchased Services	0.00	0.00	0.00	0.00	0.00	0.00	
400	Supplies And Materials	203.10	203.10	0.00	5,662.00	5,458.90	3.59	
500	Capital Outlay	0.00	0.00	0.00	0.00	0.00	0.00	
1402	INDUSTRIAL ARTS	4,878.78	12,392.83	0.00	61,722.00	49,329.17	20.08	** Function
100	Salaries	4,712.40	4,712.40	0.00	48,200.00	43,487.60	9.78	
200	Employee Benefits	3,021.08	3,021.08	0.00	16,400.00	13,378.92	18.42	
300	Purchased Services	0.00	0.00	0.00	1,500.00	1,500.00	0.00	
400	Supplies And Materials	0.00	0.00	0.00	0.00	0.00	0.00	
500	Capital Outlay	0.00	0.00	0.00	0.00	0.00	0.00	
1407	BUSINESS ED	7,733.48	7,733.48	0.00	66,100.00	58,366.52	11.70	** Function
100	Salaries	2,427.36	7,053.54	0.00	33,000.00	25,946.46	21.37	
200	Employee Benefits	656.70	1,192.98	0.00	7,300.00	6,107.02	16.34	
300	Purchased Services	39.95	39.95	0.00	1,000.00	960.05	4.00	
400	Supplies And Materials	0.00	0.00	0.00	300.00	300.00	0.00	
1459	CO-OP PROGRAM	3,124.01	8,286.47	0.00	41,600.00	33,313.53	19.92	** Function
100	Salaries	12,960.31	21,391.37	0.00	130,650.00	109,258.63	16.37	
200	Employee Benefits	1,767.65	2,185.15	0.00	7,200.00	5,014.85	30.35	
300	Purchased Services	1,174.10	1,696.08	0.00	35,400.00	33,703.92	4.79	
400	Supplies And Materials	5,034.10	8,287.41	2,304.21	16,500.00	5,908.38	64.19	
500	Capital Outlay	2,460.00	5,097.66	2,020.80	13,500.00	6,381.54	52.73	
600	Other Objects	840.00	1,200.00	0.00	10,500.00	9,300.00	11.43	
1501	ATHLETICS	24,236.16	39,857.67	4,325.01	213,750.00	169,567.32	20.67	** Function
100	Salaries	0.00	0.00	0.00	0.00	0.00	0.00	
200	Employee Benefits	0.00	0.00	0.00	0.00	0.00	0.00	

43

Expenditure Report

Printed: 10/3/2013 10:40 AM

PUTNAM COUNTY CUSD #535

Report as of: 9/30/2013

Education Fund 10

Function	1000	Instruction
Function	1502	Music
Object	300	Purchased Services

Account	Description	M.T.D. Activity	Y.T.D. Activity	Open Encumb.	Current Budget	Budget Balance	% of Budget	State Account Number
300	Purchased Services	0.00	0.00	0.00	0.00	0.00	0.00	
400	Supplies And Materials	0.00	0.00	0.00	0.00	0.00	0.00	
500	Capital Outlay	0.00	0.00	0.00	0.00	0.00	0.00	
600	Other Objects	0.00	0.00	0.00	0.00	0.00	0.00	
1502	Music	0.00	0.00	0.00	0.00	0.00	0.00	** Function
100	Salaries	1,469.11	5,334.64	0.00	32,000.00	26,665.36	16.67	
200	Employee Benefits	92.23	152.71	0.00	2,000.00	1,847.29	7.64	
300	Purchased Services	0.00	0.00	0.00	1,500.00	1,500.00	0.00	
400	Supplies And Materials	350.03	360.03	61.41	6,300.00	5,878.56	6.69	
600	Other Objects	0.00	0.00	0.00	50.00	50.00	0.00	
1540	EXTRA CURRICULAR	1,911.37	5,847.38	61.41	41,850.00	35,941.21	14.12	** Function
100	Salaries	7,560.00	8,330.56	0.00	21,000.00	12,669.44	39.67	
200	Employee Benefits	104.43	104.43	0.00	3,200.00	3,095.57	3.26	
300	Purchased Services	0.00	0.00	0.00	0.00	0.00	0.00	
400	Supplies And Materials	13.96	13.96	0.00	250.00	236.04	5.58	
1600	Summer School	7,678.39	8,448.95	0.00	24,450.00	16,001.05	34.56	** Function
400	Supplies And Materials	0.00	0.00	0.00	0.00	0.00	0.00	
1650	Gifted Programs	0.00	0.00	0.00	0.00	0.00	0.00	** Function
100	Salaries	1,187.66	5,618.20	0.00	11,600.00	5,981.80	48.43	
200	Employee Benefits	(482.05)	860.99	0.00	5,150.00	4,289.01	16.72	
300	Purchased Services	0.00	41.50	0.00	9,500.00	9,458.50	0.44	
400	Supplies And Materials	0.00	0.00	0.00	100.00	100.00	0.00	
1700	Drivers Education Program	705.61	6,520.69	0.00	26,350.00	19,829.31	24.75	** Function
100	Salaries	0.00	0.00	0.00	0.00	0.00	0.00	
300	Purchased Services	0.00	0.00	0.00	0.00	0.00	0.00	
400	Supplies And Materials	0.00	0.00	0.00	304.00	304.00	0.00	
500	Capital Outlay	0.00	0.00	0.00	0.00	0.00	0.00	
1800	Bilingual Programs	0.00	0.00	0.00	304.00	304.00	0.00	** Function
600	Other Objects	4,216.86	13,587.66	0.00	70,000.00	56,412.34	19.41	
1912	Special Education Programs K-12 - Private Tuition	4,216.86	13,587.66	0.00	70,000.00	56,412.34	19.41	** Function
1000	Instruction	\$477,640.70	1,192,612.21	49,861.10	5,574,206.00	4,331,732.69	22.29	* Function
100	Salaries	10,187.45	30,256.30	0.00	127,000.00	96,743.70	23.82	
200	Employee Benefits	2,555.84	4,721.42	0.00	39,500.00	34,778.58	11.95	

44

Expenditure Report

Printed: 10/3/2013 10:40 AM

PUTNAM COUNTY CUSD #535

Report as of: 9/30/2013

Education Fund 10								
Function	2000	Support Services						
Function	2110	Attendance/Soc Wrk Serv						
Object	300	Purchased Services						
Account	Description	M.T.D. Activity	Y.T.D. Activity	Open Encumb.	Current Budget	Budget Balance	% of Budget	State Account Number
300	Purchased Services	29.61	29.61	0.00	1,500.00	1,470.39	1.97	
400	Supplies And Materials	0.00	0.00	0.00	1,170.00	1,170.00	0.00	
500	Capital Outlay	0.00	0.00	0.00	0.00	0.00	0.00	
600	Other Objects	0.00	0.00	0.00	200.00	200.00	0.00	
2110	Attendance/Soc Wrk Serv	12,772.90	35,007.33	0.00	169,370.00	134,362.67	20.67	** Function
100	Salaries	5,166.76	15,236.42	0.00	62,100.00	46,863.58	24.54	
200	Employee Benefits	1,496.53	2,682.81	0.00	15,700.00	13,017.19	17.09	
300	Purchased Services	200.00	200.00	0.00	1,650.00	1,450.00	12.12	
400	Supplies And Materials	0.00	0.00	0.00	450.00	450.00	0.00	
500	Capital Outlay	0.00	0.00	0.00	0.00	0.00	0.00	
600	Other Objects	0.00	0.00	0.00	100.00	100.00	0.00	
2120	Guidance Services	6,863.29	18,119.23	0.00	80,000.00	61,880.77	22.65	** Function
100	Salaries	2,695.61	8,734.47	0.00	30,500.00	21,765.53	28.64	
200	Employee Benefits	757.40	2,210.82	0.00	9,500.00	7,289.18	23.27	
300	Purchased Services	132.30	132.30	0.00	1,600.00	1,467.70	8.27	
400	Supplies And Materials	79.00	308.49	263.00	1,350.00	778.51	42.33	
2134	Nurse Services	3,664.31	11,386.08	263.00	42,950.00	31,300.92	27.12	** Function
100	Salaries	4,447.35	11,488.01	0.00	45,000.00	33,511.99	25.53	
200	Employee Benefits	280.97	814.15	0.00	3,500.00	2,685.85	23.26	
300	Purchased Services	130.66	130.66	0.00	2,650.00	2,519.34	4.93	
400	Supplies And Materials	49.97	49.97	0.00	1,800.00	1,750.03	2.78	
500	Capital Outlay	0.00	0.00	0.00	0.00	0.00	0.00	
600	Other Objects	0.00	0.00	0.00	0.00	0.00	0.00	
2140	Psychological Services	4,908.95	12,482.79	0.00	52,950.00	40,467.21	23.57	** Function
300	Purchased Services	376.61	1,296.51	0.00	8,000.00	6,703.49	16.21	
400	Supplies And Materials	0.00	0.00	0.00	0.00	0.00	0.00	
500	Capital Outlay	0.00	0.00	0.00	0.00	0.00	0.00	
2190	Other Support Svs Pupils	376.61	1,296.51	0.00	8,000.00	6,703.49	16.21	** Function
300	Purchased Services	0.00	0.00	0.00	0.00	0.00	0.00	
400	Supplies And Materials	0.00	0.00	0.00	1,000.00	1,000.00	0.00	
600	Other Objects	0.00	0.00	0.00	0.00	0.00	0.00	
2191	OTHER SUPPORT	0.00	0.00	0.00	1,000.00	1,000.00	0.00	** Function
300	Purchased Services	0.00	0.00	0.00	0.00	0.00	0.00	

45

Expenditure Report

Printed: 10/3/2013 10:40 AM

PUTNAM COUNTY CUSD #535

Report as of: 9/30/2013

Education Fund 10								
Function	2000	Support Services						
Function	2192	TITLE V CHART COUNTS						
Object	300	Purchased Services						
Account	Description	M.T.D. Activity	Y.T.D. Activity	Open Encumb.	Current Budget	Budget Balance	% of Budget	State Account Number
2192	TITLE V CHART COUNTS	0.00	0.00	0.00	0.00	0.00	0.00	** Function
100	Salaries	0.00	0.00	0.00	0.00	0.00	0.00	
200	Employee Benefits	0.00	0.00	0.00	0.00	0.00	0.00	
300	Purchased Services	0.00	0.00	0.00	0.00	0.00	0.00	
400	Supplies And Materials	0.00	0.00	0.00	0.00	0.00	0.00	
2193	Title IV	0.00	0.00	0.00	0.00	0.00	0.00	** Function
100	Salaries	18,640.00	18,640.00	0.00	45,000.00	26,360.00	41.42	
200	Employee Benefits	222.71	222.71	0.00	5,800.00	5,577.29	3.84	
300	Purchased Services	1,530.00	2,550.00	0.00	27,600.00	25,050.00	9.24	
400	Supplies And Materials	2,399.15	7,577.38	834.88	24,500.00	16,087.74	34.34	
2210	EPIC	22,791.86	28,990.09	834.88	102,900.00	73,075.03	28.98	** Function
100	Salaries	0.00	0.00	0.00	0.00	0.00	0.00	
200	Employee Benefits	0.00	0.00	0.00	0.00	0.00	0.00	
300	Purchased Services	0.00	0.00	0.00	0.00	0.00	0.00	
400	Supplies And Materials	0.00	0.00	0.00	0.00	0.00	0.00	
2215	TITLE II CLASS REDUCTION	0.00	0.00	0.00	0.00	0.00	0.00	** Function
300	Purchased Services	0.00	0.00	0.00	0.00	0.00	0.00	
400	Supplies And Materials	0.00	0.00	0.00	0.00	0.00	0.00	
500	Capital Outlay	0.00	0.00	0.00	0.00	0.00	0.00	
2218	Quality Assurance	0.00	0.00	0.00	0.00	0.00	0.00	** Function
200	Employee Benefits	0.00	0.00	0.00	0.00	0.00	0.00	
300	Purchased Services	0.00	0.00	0.00	0.00	0.00	0.00	
2219	BLOCK GRANT	0.00	0.00	0.00	0.00	0.00	0.00	** Function
100	Salaries	12,260.60	32,518.90	0.00	132,000.00	99,481.10	24.64	
200	Employee Benefits	1,260.95	2,333.43	0.00	13,800.00	11,466.57	16.91	
300	Purchased Services	0.00	0.00	0.00	3,600.00	3,600.00	0.00	
400	Supplies And Materials	266.76	3,496.28	1,621.27	14,690.00	9,572.45	34.84	
500	Capital Outlay	0.00	0.00	0.00	0.00	0.00	0.00	
2220	MEDIA PROGRAM	13,788.31	38,348.61	1,621.27	164,090.00	124,120.12	24.36	** Function
100	Salaries	3,652.18	14,897.53	0.00	52,000.00	37,102.47	28.65	
200	Employee Benefits	1,396.31	12,282.61	0.00	23,700.00	11,417.39	51.83	
300	Purchased Services	3,709.62	9,012.07	0.00	53,500.00	44,487.93	16.84	
400	Supplies And Materials	911.10	911.10	907.41	2,700.00	881.49	67.35	

46

Expenditure Report

Printed: 10/3/2013 10:40 AM

PUTNAM COUNTY CUSD #535

Report as of: 9/30/2013

Education Fund 10

Function	2000	Support Services
Function	2226	TECHNOLOGY
Object	400	Supplies And Materials

Account	Description	M.T.D. Activity	Y.T.D. Activity	Open Encumb.	Current Budget	Budget Balance	% of Budget	State Account Number
2226	TECHNOLOGY	9,669.21	37,103.31	907.41	131,900.00	93,889.28	28.82	** Function
100	Salaries	0.00	0.00	0.00	0.00	0.00	0.00	
200	Employee Benefits	0.00	0.00	0.00	0.00	0.00	0.00	
300	Purchased Services	0.00	0.00	0.00	0.00	0.00	0.00	
2230	Assessment/Testing	0.00	0.00	0.00	0.00	0.00	0.00	** Function
100	Salaries	2,929.50	3,413.90	0.00	5,650.00	2,236.10	60.42	
200	Employee Benefits	0.00	66.01	0.00	0.00	(66.01)	0.00	
300	Purchased Services	1,819.00	8,689.50	0.00	48,200.00	39,510.50	18.03	
400	Supplies And Materials	4,246.41	8,231.57	8,005.83	37,300.00	21,062.60	43.53	
500	Capital Outlay	0.00	0.00	0.00	0.00	0.00	0.00	
600	Other Objects	412.90	8,317.80	0.00	25,000.00	16,682.20	33.27	
2310	Brd Ed Services	9,407.81	28,718.78	8,005.83	116,150.00	79,425.39	31.62	** Function
100	Salaries	8,023.62	24,070.86	0.00	90,783.42	66,712.56	26.51	
200	Employee Benefits	2,223.02	6,613.73	0.00	30,200.00	23,586.27	21.90	
300	Purchased Services	847.73	2,501.93	0.00	11,900.00	9,398.07	21.02	
400	Supplies And Materials	265.33	2,120.30	33.97	7,200.00	5,045.73	29.92	
500	Capital Outlay	0.00	0.00	0.00	1,500.00	1,500.00	0.00	
600	Other Objects	0.00	891.77	0.00	900.00	8.23	99.09	
2320	Executive Adm. Serv	11,359.70	36,198.59	33.97	142,483.42	106,250.86	25.43	** Function
100	Salaries	36,300.74	107,817.98	0.00	433,000.00	325,182.02	24.90	
200	Employee Benefits	12,145.07	35,887.99	0.00	149,000.00	113,112.01	24.09	
300	Purchased Services	684.63	1,913.02	0.00	9,200.00	7,286.98	20.79	
400	Supplies And Materials	444.38	2,182.67	58.52	12,420.00	10,178.81	18.05	
500	Capital Outlay	0.00	0.00	0.00	1,000.00	1,000.00	0.00	
600	Other Objects	0.00	1,045.00	0.00	2,300.00	1,255.00	45.43	
2410	Office Of Principal Serv	49,574.82	148,846.66	58.52	606,920.00	458,014.82	24.53	** Function
100	Salaries	0.00	0.00	0.00	0.00	0.00	0.00	
200	Employee Benefits	0.00	0.00	0.00	0.00	0.00	0.00	
300	Purchased Services	0.00	0.00	0.00	0.00	0.00	0.00	
400	Supplies And Materials	0.00	0.00	0.00	0.00	0.00	0.00	
500	Capital Outlay	0.00	0.00	0.00	0.00	0.00	0.00	
600	Other Objects	0.00	0.00	0.00	0.00	0.00	0.00	
2510	Dirctn Business Suppt Ser	0.00	0.00	0.00	0.00	0.00	0.00	** Function

47

Expenditure Report

Printed: 10/3/2013 10:40 AM

PUTNAM COUNTY CUSD #535

Report as of: 9/30/2013

Education Fund 10								
Function	2000	Support Services						
Function	2520	Fiscal Services						
Object	100	Salaries						
Account	Description	M.T.D. Activity	Y.T.D. Activity	Open Encumb.	Current Budget	Budget Balance	% of Budget	State Account Number
100	Salaries	7,274.64	22,284.72	0.00	88,000.00	65,715.28	25.32	
200	Employee Benefits	570.83	1,862.96	0.00	6,900.00	5,037.04	27.00	
300	Purchased Services	0.00	0.00	0.00	2,700.00	2,700.00	0.00	
400	Supplies And Materials	0.00	0.00	0.00	0.00	0.00	0.00	
500	Capital Outlay	0.00	0.00	0.00	0.00	0.00	0.00	
600	Other Objects	0.00	0.00	0.00	450.00	450.00	0.00	
2520	Fiscal Services	7,845.47	24,147.68	0.00	98,050.00	73,902.32	24.63	** Function
100	Salaries	13,859.54	34,373.23	0.00	148,851.00	114,477.77	23.09	
200	Employee Benefits	0.00	0.50	0.00	25.00	24.50	2.00	
300	Purchased Services	224.81	224.81	0.00	2,400.00	2,175.19	9.37	
400	Supplies And Materials	22,799.87	23,261.56	0.00	244,500.00	221,238.44	9.51	
500	Capital Outlay	0.00	0.00	0.00	4,000.00	4,000.00	0.00	
600	Other Objects	0.00	17.75	0.00	400.00	382.25	4.44	
2560	Food Services	36,884.22	57,877.85	0.00	400,176.00	342,298.15	14.46	** Function
300	Purchased Services	62.50	953.75	0.00	6,200.00	5,246.25	15.38	
2630	Information Services	62.50	953.75	0.00	6,200.00	5,246.25	15.38	** Function
300	Purchased Services	0.00	0.00	0.00	5,000.00	5,000.00	0.00	
400	Supplies And Materials	0.00	0.00	0.00	14,600.00	14,600.00	0.00	
2660	DATA PROCESSING	0.00	0.00	0.00	19,600.00	19,600.00	0.00	** Function
2000	Support Services	\$189,969.96	479,477.26	11,724.88	2,142,739.42	1,651,537.28	22.92	* Function
600	Other Objects	0.00	7,725.47	0.00	12,000.00	4,274.53	64.38	
4120	Payments Sp Ed Programs	0.00	7,725.47	0.00	12,000.00	4,274.53	64.38	** Function
600	Other Objects	13,500.00	13,500.00	0.00	30,000.00	16,500.00	45.00	
4140	Payments for CTE Programs	13,500.00	13,500.00	0.00	30,000.00	16,500.00	45.00	** Function
300	Purchased Services	0.00	0.00	0.00	0.00	0.00	0.00	
600	Other Objects	0.00	0.00	0.00	10,000.00	10,000.00	0.00	
4190	Other Pymnts Gov In State	0.00	0.00	0.00	10,000.00	10,000.00	0.00	** Function
600	Other Objects	0.00	0.00	0.00	4,000.00	4,000.00	0.00	
4210	Payments for Regular Programs - Tuition	0.00	0.00	0.00	4,000.00	4,000.00	0.00	** Function
600	Other Objects	600.00	29,284.00	0.00	170,000.00	140,716.00	17.23	
4220	Payments for Special Education Programs - Tuition	600.00	29,284.00	0.00	170,000.00	140,716.00	17.23	** Function
600	Other Objects	0.00	0.00	0.00	0.00	0.00	0.00	

48

Expenditure Report

Printed: 10/3/2013 10:40 AM

PUTNAM COUNTY CUSD #535

Report as of: 9/30/2013

Education Fund 10								
Function	4000	Nonprogrammed Charges						
Function	4240	Payments for CTE Programs - Tuition						
Object	600	Other Objects						
Account	Description	M.T.D. Activity	Y.T.D. Activity	Open Encumb.	Current Budget	Budget Balance	% of Budget	State Account Number
<u>4240</u>	<u>Payments for CTE Programs - Tuition</u>	0.00	0.00	0.00	0.00	0.00	0.00	** Function
<u>4000</u>	<u>Nonprogrammed Charges</u>	\$14,100.00	50,509.47	0.00	226,000.00	175,490.53	22.35	* Function
600	Other Objects	0.00	0.00	0.00	10,000.00	10,000.00	0.00	
<u>6000</u>	<u>Provision For Contingencs</u>	0.00	0.00	0.00	10,000.00	10,000.00	0.00	** Function
<u>6000</u>	<u>Provision For Contingencs</u>	\$0.00	0.00	0.00	10,000.00	10,000.00	0.00	* Function
600	Other Objects	0.00	0.00	0.00	0.00	0.00	0.00	
<u>8130</u>	<u>Prmt Trns From Ed Fund</u>	0.00	0.00	0.00	0.00	0.00	0.00	** Function
<u>8000</u>	<u>Other Financing Uses</u>	\$0.00	0.00	0.00	0.00	0.00	0.00	* Function
<u>10</u>	<u>Education Fund</u>	\$681,710.66	\$1,722,598.94	\$61,585.98	\$7,952,945.42	\$6,168,760.50	22.43	Fund

49

Expenditure Report

Printed: 10/3/2013 10:40 AM

PUTNAM COUNTY CUSD #535

Report as of: 9/30/2013

Oper, Build, & Maint Fund 20								
Function	2000	Support Services						
Function	2530	Function 2530						
Object	500	Capital Outlay						
Account	Description	M.T.D. Activity	Y.T.D. Activity	Open Encumb.	Current Budget	Budget Balance	% of Budget	State Account Number
500	Capital Outlay	0.00	0.00	0.00	0.00	0.00	0.00	
<u>2530</u>	<u>Function 2530</u>	0.00	0.00	0.00	0.00	0.00	0.00	** Function
100	Salaries	26,491.12	92,817.45	0.00	309,000.00	216,182.55	30.04	
200	Employee Benefits	2,482.06	7,206.84	0.00	30,650.00	23,443.16	23.51	
300	Purchased Services	9,455.49	37,103.03	0.00	157,400.00	120,296.97	23.57	
400	Supplies And Materials	19,432.14	60,102.23	0.00	310,000.00	249,897.77	19.39	
500	Capital Outlay	4,432.00	59,557.51	0.00	95,000.00	35,442.49	62.69	
<u>2542</u>	<u>Care & Upkeep Bldg Serv</u>	62,292.81	256,787.06	0.00	902,050.00	645,262.94	28.47	** Function
100	Salaries	0.00	0.00	0.00	0.00	0.00	0.00	
300	Purchased Services	10,612.89	22,989.39	0.00	40,000.00	17,010.61	57.47	
400	Supplies And Materials	732.47	5,281.90	0.00	10,000.00	4,718.10	52.82	
500	Capital Outlay	1,199.00	1,199.00	0.00	22,500.00	21,301.00	5.33	
600	Other Objects	0.00	0.00	0.00	50.00	50.00	0.00	
<u>2543</u>	<u>Care Upkeep Grnds Serv</u>	12,544.36	29,470.29	0.00	72,550.00	43,079.71	40.62	** Function
<u>2000</u>	<u>Support Services</u>	\$74,837.17	286,257.35	0.00	974,600.00	688,342.65	29.37	* Function
600	Other Objects	0.00	0.00	0.00	0.00	0.00	0.00	
<u>6000</u>	<u>Provision For Contingencs</u>	0.00	0.00	0.00	0.00	0.00	0.00	** Function
<u>6000</u>	<u>Provision For Contingencs</u>	\$0.00	0.00	0.00	0.00	0.00	0.00	* Function
500	Capital Outlay	0.00	0.00	0.00	0.00	0.00	0.00	
<u>8800</u>	<u>Function 8800</u>	0.00	0.00	0.00	0.00	0.00	0.00	** Function
<u>8000</u>	<u>Other Financing Uses</u>	\$0.00	0.00	0.00	0.00	0.00	0.00	* Function
<u>20</u>	<u>Oper, Build, & Maint Fund</u>	\$74,837.17	\$286,257.35	\$0.00	\$974,600.00	\$688,342.65	29.37	Fund

50

Expenditure Report

Printed: 10/3/2013 10:40 AM

PUTNAM COUNTY CUSD #535

Report as of: 9/30/2013

Debt Service Fund or Fund Group 30								
Function	5000	Debt Services						
Function	5140	State Aid Anticipation Certificates						
Object	600	Other Objects						
Account	Description	M.T.D. Activity	Y.T.D. Activity	Open Encumb.	Current Budget	Budget Balance	% of Budget	State Account Number
600	Other Objects	0.00	0.00	0.00	0.00	0.00	0.00	
<u>5140</u>	<u>State Aid Anticipation Certificates</u>	0.00	0.00	0.00	0.00	0.00	0.00	** Function
600	Other Objects	0.00	0.00	0.00	0.00	0.00	0.00	
<u>5200</u>	<u>Debt Service - Interest on Long-Term Debt</u>	0.00	0.00	0.00	0.00	0.00	0.00	** Function
<u>5000</u>	<u>Debt Services</u>	\$0.00	0.00	0.00	0.00	0.00	0.00	* Function
600	Other Objects	0.00	0.00	0.00	0.00	0.00	0.00	
<u>8140</u>	<u>Prmt Transf Of Interest</u>	0.00	0.00	0.00	0.00	0.00	0.00	** Function
<u>8000</u>	<u>Other Financing Uses</u>	\$0.00	0.00	0.00	0.00	0.00	0.00	* Function
<u>30</u>	<u>Debt Service Fund or Fund Group</u>	\$0.00	\$0.00	\$0.00	\$0.00	\$0.00	0.00	Fund

51

Expenditure Report

Printed: 10/3/2013 10:40 AM

PUTNAM COUNTY CUSD #535

Report as of: 9/30/2013

Transportation Fund 40

Function	2000	Support Services
Function	2550	Pupil Transportation Ser
Object	100	Salaries

Account	Description	M.T.D. Activity	Y.T.D. Activity	Open Encumb.	Current Budget	Budget Balance	% of Budget	State Account Number
100	Salaries	1,613.73	2,890.21	0.00	26,158.91	23,268.70	11.05	
200	Employee Benefits	799.21	1,148.54	0.00	2,250.00	1,101.46	51.05	
300	Purchased Services	40,136.39	75,434.09	0.00	770,600.00	695,165.91	9.79	
400	Supplies And Materials	0.00	0.00	0.00	6,500.00	6,500.00	0.00	
500	Capital Outlay	0.00	0.00	0.00	0.00	0.00	0.00	
<u>2550</u>	<u>Pupil Transportation Ser</u>	<u>42,549.33</u>	<u>79,472.84</u>	<u>0.00</u>	<u>805,508.91</u>	<u>726,036.07</u>	<u>9.87</u>	** Function
<u>2000</u>	<u>Support Services</u>	<u>\$42,549.33</u>	<u>79,472.84</u>	<u>0.00</u>	<u>805,508.91</u>	<u>726,036.07</u>	<u>9.87</u>	* Function
600	Other Objects	0.00	0.00	0.00	0.00	0.00	0.00	
<u>6000</u>	<u>Provision For Contingencs</u>	<u>0.00</u>	<u>0.00</u>	<u>0.00</u>	<u>0.00</u>	<u>0.00</u>	<u>0.00</u>	** Function
<u>6000</u>	<u>Provision For Contingencs</u>	<u>\$0.00</u>	<u>0.00</u>	<u>0.00</u>	<u>0.00</u>	<u>0.00</u>	<u>0.00</u>	* Function
600	Other Objects	0.00	0.00	0.00	0.00	0.00	0.00	
<u>8140</u>	<u>Prmt Transf Of Interest</u>	<u>0.00</u>	<u>0.00</u>	<u>0.00</u>	<u>0.00</u>	<u>0.00</u>	<u>0.00</u>	** Function
<u>8000</u>	<u>Other Financing Uses</u>	<u>\$0.00</u>	<u>0.00</u>	<u>0.00</u>	<u>0.00</u>	<u>0.00</u>	<u>0.00</u>	* Function
<u>40</u>	<u>Transportation Fund</u>	<u>\$42,549.33</u>	<u>\$79,472.84</u>	<u>\$0.00</u>	<u>\$805,508.91</u>	<u>\$726,036.07</u>	<u>9.87</u>	Fund

52

Expenditure Report

Printed: 10/3/2013 10:40 AM

PUTNAM COUNTY CUSD #535

Report as of: 9/30/2013

I.M.R.F./Soc. Sec. Fund 50

Function	1000	Instruction
Function	1110	Elementary
Object	200	Employee Benefits

Account	Description	M.T.D. Activity	Y.T.D. Activity	Open Encumb.	Current Budget	Budget Balance	% of Budget	State Account Number
200	Employee Benefits	833.28	3,089.26	0.00	11,975.00	8,885.74	25.80	
<u>1110</u>	<u>Elementary</u>	833.28	3,089.26	0.00	11,975.00	8,885.74	25.80	** Function
200	Employee Benefits	509.56	1,316.88	0.00	7,200.00	5,883.12	18.29	
<u>1111</u>	<u>Primary</u>	509.56	1,316.88	0.00	7,200.00	5,883.12	18.29	** Function
200	Employee Benefits	531.83	1,648.61	0.00	7,300.00	5,651.39	22.58	
<u>1112</u>	<u>Junior High</u>	531.83	1,648.61	0.00	7,300.00	5,651.39	22.58	** Function
200	Employee Benefits	874.16	2,482.13	0.00	13,795.00	11,312.87	17.99	
<u>1113</u>	<u>High School</u>	874.16	2,482.13	0.00	13,795.00	11,312.87	17.99	** Function
200	Employee Benefits	0.00	0.00	0.00	0.00	0.00	0.00	
<u>1114</u>	<u>Reading Imp</u>	0.00	0.00	0.00	0.00	0.00	0.00	** Function
200	Employee Benefits	141.42	411.74	0.00	2,000.00	1,588.26	20.59	
<u>1115</u>	<u>MUSIC</u>	141.42	411.74	0.00	2,000.00	1,588.26	20.59	** Function
200	Employee Benefits	0.00	0.00	0.00	0.00	0.00	0.00	
<u>1120</u>	<u>Middle-Junior High</u>	0.00	0.00	0.00	0.00	0.00	0.00	** Function
200	Employee Benefits	989.93	2,604.29	0.00	14,300.00	11,695.71	18.21	
<u>1125</u>	<u>Pre-K Programs</u>	989.93	2,604.29	0.00	14,300.00	11,695.71	18.21	** Function
200	Employee Benefits	0.00	0.00	0.00	0.00	0.00	0.00	
<u>1130</u>	<u>High School</u>	0.00	0.00	0.00	0.00	0.00	0.00	** Function
200	Employee Benefits	9.03	9.03	0.00	75.00	65.97	12.04	
<u>1204</u>	<u>Physically Hndcap Homebound</u>	9.03	9.03	0.00	75.00	65.97	12.04	** Function
200	Employee Benefits	0.00	0.00	0.00	0.00	0.00	0.00	
<u>1207</u>	<u>Hard Of Hearing (Hh)</u>	0.00	0.00	0.00	0.00	0.00	0.00	** Function
200	Employee Benefits	93.67	201.27	0.00	1,800.00	1,598.73	11.18	
<u>1210</u>	<u>Speech & Lang. Impaired</u>	93.67	201.27	0.00	1,800.00	1,598.73	11.18	** Function
200	Employee Benefits	0.00	0.00	0.00	0.00	0.00	0.00	
<u>1214</u>	<u>PRE-SCHOOL</u>	0.00	0.00	0.00	0.00	0.00	0.00	** Function
200	Employee Benefits	0.00	0.00	0.00	0.00	0.00	0.00	
<u>1219</u>	<u>Pre Kind EARLY CHILDHOOD</u>	0.00	0.00	0.00	0.00	0.00	0.00	** Function
200	Employee Benefits	4,629.43	12,326.73	0.00	69,500.00	57,173.27	17.74	
<u>1220</u>	<u>Cross-Categorical (Cc)</u>	4,629.43	12,326.73	0.00	69,500.00	57,173.27	17.74	** Function
200	Employee Benefits	0.00	0.00	0.00	0.00	0.00	0.00	
<u>1222</u>	<u>MI</u>	0.00	0.00	0.00	0.00	0.00	0.00	** Function

53

Expenditure Report

Printed: 10/3/2013 10:40 AM

PUTNAM COUNTY CUSD #535

Report as of: 9/30/2013

I.M.R.F./Soc. Sec. Fund 50			
Function	1000	Instruction	
Function	1225	Special Education Programs Pre-K	
Object	200	Employee Benefits	

54

Account	Description	M.T.D. Activity	Y.T.D. Activity	Open Encumb.	Current Budget	Budget Balance	% of Budget	State Account Number
200	Employee Benefits	380.73	970.65	0.00	4,350.00	3,379.35	22.31	
<u>1225</u>	<u>Special Education Programs Pre-K</u>	380.73	970.65	0.00	4,350.00	3,379.35	22.31	** Function
200	Employee Benefits	268.51	501.31	0.00	3,732.00	3,230.69	13.43	
<u>1250</u>	<u>Remedial and Supplemental Programs K-12</u>	268.51	501.31	0.00	3,732.00	3,230.69	13.43	** Function
200	Employee Benefits	44.42	136.04	0.00	650.00	513.96	20.93	
<u>1401</u>	<u>VOCACTIONAL AG</u>	44.42	136.04	0.00	650.00	513.96	20.93	** Function
200	Employee Benefits	34.64	106.68	0.00	700.00	593.32	15.24	
<u>1402</u>	<u>INDUSTRIAL ARTS</u>	34.64	106.68	0.00	700.00	593.32	15.24	** Function
200	Employee Benefits	60.95	60.95	0.00	750.00	689.05	8.13	
<u>1407</u>	<u>BUSINESS ED</u>	60.95	60.95	0.00	750.00	689.05	8.13	** Function
200	Employee Benefits	0.00	0.00	0.00	0.00	0.00	0.00	
<u>1415</u>	<u>IVCC TECH PREP</u>	0.00	0.00	0.00	0.00	0.00	0.00	** Function
200	Employee Benefits	0.00	0.00	0.00	275.00	275.00	0.00	
<u>1459</u>	<u>CO-OP PROGRAM</u>	0.00	0.00	0.00	275.00	275.00	0.00	** Function
200	Employee Benefits	388.81	589.59	0.00	6,950.00	6,360.41	8.48	
<u>1501</u>	<u>ATHLETICS</u>	388.81	589.59	0.00	6,950.00	6,360.41	8.48	** Function
200	Employee Benefits	0.00	0.00	0.00	0.00	0.00	0.00	
<u>1502</u>	<u>Music</u>	0.00	0.00	0.00	0.00	0.00	0.00	** Function
200	Employee Benefits	19.18	68.29	0.00	900.00	831.71	7.59	
<u>1540</u>	<u>EXTRA CURRICULAR</u>	19.18	68.29	0.00	900.00	831.71	7.59	** Function
200	Employee Benefits	176.75	320.47	0.00	350.00	29.53	91.56	
<u>1600</u>	<u>Summer School</u>	176.75	320.47	0.00	350.00	29.53	91.56	** Function
200	Employee Benefits	0.00	0.00	0.00	0.00	0.00	0.00	
<u>1650</u>	<u>Gifted Programs</u>	0.00	0.00	0.00	0.00	0.00	0.00	** Function
200	Employee Benefits	49.53	104.53	0.00	500.00	395.47	20.91	
<u>1700</u>	<u>Drivers Education Program</u>	49.53	104.53	0.00	500.00	395.47	20.91	** Function
200	Employee Benefits	0.00	0.00	0.00	0.00	0.00	0.00	
<u>1800</u>	<u>Bilingual Programs</u>	0.00	0.00	0.00	0.00	0.00	0.00	** Function
<u>1000</u>	<u>Instruction</u>	\$10,035.83	26,948.45	0.00	147,102.00	120,153.55	18.32	* Function
200	Employee Benefits	331.57	1,047.02	0.00	4,950.00	3,902.98	21.15	
<u>2110</u>	<u>Attendance/Soc Wrk Serv</u>	331.57	1,047.02	0.00	4,950.00	3,902.98	21.15	** Function
200	Employee Benefits	73.44	216.44	0.00	1,000.00	783.56	21.64	

Expenditure Report

Printed: 10/3/2013 10:40 AM

PUTNAM COUNTY CUSD #535

Report as of: 9/30/2013

I.M.R.F./Soc. Sec. Fund 50			
Function	2000	Support Services	
Function	2120	Guidance Services	
Object	200	Employee Benefits	

55

Account	Description	M.T.D. Activity	Y.T.D. Activity	Open Encumb.	Current Budget	Budget Balance	% of Budget	State Account Number
<u>2120</u>	<u>Guidance Services</u>	73.44	216.44	0.00	1,000.00	783.56	21.64	** Function
200	Employee Benefits	557.98	1,615.58	0.00	7,400.00	5,784.42	21.83	
<u>2134</u>	<u>Nurse Services</u>	557.98	1,615.58	0.00	7,400.00	5,784.42	21.83	** Function
200	Employee Benefits	257.03	797.02	0.00	3,675.00	2,877.98	21.69	
<u>2140</u>	<u>Psychological Services</u>	257.03	797.02	0.00	3,675.00	2,877.98	21.69	** Function
200	Employee Benefits	0.00	0.00	0.00	0.00	0.00	0.00	
<u>2192</u>	<u>TITLE V CHART COUNTS</u>	0.00	0.00	0.00	0.00	0.00	0.00	** Function
200	Employee Benefits	0.00	0.00	0.00	0.00	0.00	0.00	
<u>2193</u>	<u>Title IV</u>	0.00	0.00	0.00	0.00	0.00	0.00	** Function
200	Employee Benefits	0.00	0.00	0.00	0.00	0.00	0.00	
<u>2196</u>	<u>Comp Arts</u>	0.00	0.00	0.00	0.00	0.00	0.00	** Function
200	Employee Benefits	329.70	329.70	0.00	2,050.00	1,720.30	16.08	
<u>2210</u>	<u>EPIC</u>	329.70	329.70	0.00	2,050.00	1,720.30	16.08	** Function
200	Employee Benefits	0.00	0.00	0.00	0.00	0.00	0.00	
<u>2212</u>	<u>CURRICULUM DIRECTOR</u>	0.00	0.00	0.00	0.00	0.00	0.00	** Function
200	Employee Benefits	0.00	0.00	0.00	0.00	0.00	0.00	
<u>2215</u>	<u>TITLE II CLASS REDUCTION</u>	0.00	0.00	0.00	0.00	0.00	0.00	** Function
200	Employee Benefits	0.00	0.00	0.00	0.00	0.00	0.00	
<u>2218</u>	<u>Quality Assurance</u>	0.00	0.00	0.00	0.00	0.00	0.00	** Function
200	Employee Benefits	0.00	0.00	0.00	0.00	0.00	0.00	
<u>2219</u>	<u>BLOCK GRANT</u>	0.00	0.00	0.00	0.00	0.00	0.00	** Function
200	Employee Benefits	1,646.74	3,968.82	0.00	15,800.00	11,831.18	25.12	
<u>2220</u>	<u>MEDIA PROGRAM</u>	1,646.74	3,968.82	0.00	15,800.00	11,831.18	25.12	** Function
200	Employee Benefits	0.00	0.00	0.00	0.00	0.00	0.00	
<u>2225</u>	<u>TECH THRUST</u>	0.00	0.00	0.00	0.00	0.00	0.00	** Function
200	Employee Benefits	51.76	77.39	0.00	700.00	622.61	11.06	
<u>2226</u>	<u>TECHNOLOGY</u>	51.76	77.39	0.00	700.00	622.61	11.06	** Function
200	Employee Benefits	0.00	0.00	0.00	0.00	0.00	0.00	
<u>2230</u>	<u>Assessment/Testing</u>	0.00	0.00	0.00	0.00	0.00	0.00	** Function
200	Employee Benefits	223.28	296.94	0.00	875.00	578.06	33.94	
<u>2310</u>	<u>Brd Ed Services</u>	223.28	296.94	0.00	875.00	578.06	33.94	** Function
200	Employee Benefits	119.63	365.51	0.00	1,600.00	1,234.49	22.84	

Expenditure Report

Printed: 10/3/2013 10:40 AM

PUTNAM COUNTY CUSD #535

Report as of: 9/30/2013

I.M.R.F./Soc. Sec. Fund 50								
Function	2000	Support Services						
Function	2320	Executive Adm. Serv						
Object	200	Employee Benefits						
Account	Description	M.T.D. Activity	Y.T.D. Activity	Open Encumb.	Current Budget	Budget Balance	% of Budget	State Account Number
<u>2320</u>	<u>Executive Adm. Serv</u>	119.63	365.51	0.00	1,600.00	1,234.49	22.84	** Function
200	Employee Benefits	404.39	404.39	0.00	0.00	(404.39)	0.00	
<u>2365</u>	<u>Risk Management and Claims Services Payments</u>	404.39	404.39	0.00	0.00	(404.39)	0.00	** Function
200	Employee Benefits	1,945.10	5,682.38	0.00	25,300.00	19,617.62	22.46	
<u>2410</u>	<u>Office Of Principal Serv</u>	1,945.10	5,682.38	0.00	25,300.00	19,617.62	22.46	** Function
200	Employee Benefits	0.00	0.00	0.00	0.00	0.00	0.00	
<u>2510</u>	<u>Dirctn Business Suppt Ser</u>	0.00	0.00	0.00	0.00	0.00	0.00	** Function
200	Employee Benefits	1,383.73	4,137.53	0.00	16,900.00	12,762.47	24.48	
<u>2520</u>	<u>Fiscal Services</u>	1,383.73	4,137.53	0.00	16,900.00	12,762.47	24.48	** Function
200	Employee Benefits	5,229.25	17,178.74	0.00	64,100.00	46,921.26	26.80	
<u>2542</u>	<u>Care & Upkeep Bldg Serv</u>	5,229.25	17,178.74	0.00	64,100.00	46,921.26	26.80	** Function
200	Employee Benefits	0.00	0.00	0.00	0.00	0.00	0.00	
<u>2543</u>	<u>Care Upkeep Grnds Serv</u>	0.00	0.00	0.00	0.00	0.00	0.00	** Function
200	Employee Benefits	173.08	191.60	0.00	3,600.00	3,408.40	5.32	
<u>2550</u>	<u>Pupil Transportation Ser</u>	173.08	191.60	0.00	3,600.00	3,408.40	5.32	** Function
200	Employee Benefits	2,492.08	6,542.14	0.00	30,775.00	24,232.86	21.26	
<u>2560</u>	<u>Food Services</u>	2,492.08	6,542.14	0.00	30,775.00	24,232.86	21.26	** Function
<u>2000</u>	<u>Support Services</u>	\$15,218.76	42,851.20	0.00	178,725.00	135,873.80	23.98	* Function
200	Employee Benefits	0.00	0.00	0.00	0.00	0.00	0.00	
<u>3696</u>	<u>Safe To Learn</u>	0.00	0.00	0.00	0.00	0.00	0.00	** Function
<u>3000</u>	<u>Community Services</u>	\$0.00	0.00	0.00	0.00	0.00	0.00	* Function
<u>50</u>	<u>I.M.R.F./Soc. Sec. Fund</u>	\$25,254.59	\$69,799.65	\$0.00	\$325,827.00	\$256,027.35	21.42	Fund

56

Expenditure Report

Printed: 10/3/2013 10:40 AM

PUTNAM COUNTY CUSD #535

Report as of: 9/30/2013

Capital Projects Fund or Fund Group 60								
Function	2000	Support Services						
Function	2530	Function 2530						
Object	500	Capital Outlay						
Account	Description	M.T.D. Activity	Y.T.D. Activity	Open Encumb.	Current Budget	Budget Balance	% of Budget	State Account Number
500	Capital Outlay	0.00	0.00	0.00	0.00	0.00	0.00	
<u>2530</u>	<u>Function 2530</u>	0.00	0.00	0.00	0.00	0.00	0.00	** Function
<u>2000</u>	<u>Support Services</u>	\$0.00	0.00	0.00	0.00	0.00	0.00	* Function
600	Other Objects	0.00	0.00	0.00	0.00	0.00	0.00	
<u>8150</u>	<u>Prmnt Trnf From S&C</u>	0.00	0.00	0.00	0.00	0.00	0.00	** Function
<u>8000</u>	<u>Other Financing Uses</u>	\$0.00	0.00	0.00	0.00	0.00	0.00	* Function
<u>60</u>	<u>Capital Projects Fund or Fund Group</u>	\$0.00	\$0.00	\$0.00	\$0.00	\$0.00	0.00	Fund

57

Expenditure Report

Printed: 10/3/2013 10:40 AM

PUTNAM COUNTY CUSD #535

Report as of: 9/30/2013

Working Cash Fund 70								
Function	8000	Other Financing Uses						
Function	8110	Permnt Trns Wrk Csh Abol						
Object	600	Other Objects						
Account	Description	M.T.D. Activity	Y.T.D. Activity	Open Encumb.	Current Budget	Budget Balance	% of Budget	State Account Number
600	Other Objects	0.00	0.00	0.00	0.00	0.00	0.00	
8110	Permnt Trns Wrk Csh Abol	0.00	0.00	0.00	0.00	0.00	0.00	** Function
600	Other Objects	0.00	0.00	0.00	0.00	0.00	0.00	
8111	Permnt Trns Wrk Csh	0.00	0.00	0.00	0.00	0.00	0.00	** Function
600	Other Objects	0.00	0.00	0.00	0.00	0.00	0.00	
8120	Prmnt Trmf Int From Wrkcs	0.00	0.00	0.00	0.00	0.00	0.00	** Function
8000	Other Financing Uses	\$0.00	0.00	0.00	0.00	0.00	0.00	* Function
70	Working Cash Fund	\$0.00	\$0.00	\$0.00	\$0.00	\$0.00	0.00	Fund

58

Expenditure Report

Printed: 10/3/2013 10:40 AM

PUTNAM COUNTY CUSD #535

Report as of: 9/30/2013

Tort Immunity and Judgment Fund 80

Function	1000	Instruction
Function	1110	Elementary
Object	100	Salaries

69

Account	Description	M.T.D. Activity	Y.T.D. Activity	Open Encumb.	Current Budget	Budget Balance	% of Budget	State Account Number
100	Salaries	245.21	245.21	0.00	0.00	(245.21)	0.00	
200	Employee Benefits	6.45	6.45	0.00	0.00	(6.45)	0.00	
1110	Elementary							** Function
100	Salaries	251.66	251.66	0.00	0.00	(251.66)	0.00	
200	Employee Benefits	240.71	240.71	0.00	0.00	(240.71)	0.00	
1111	Primary							** Function
100	Salaries	20.92	20.92	0.00	0.00	(20.92)	0.00	
200	Employee Benefits	261.63	261.63	0.00	0.00	(261.63)	0.00	
1112	Junior High							** Function
100	Salaries	331.27	331.27	0.00	0.00	(331.27)	0.00	
200	Employee Benefits	11.66	11.66	0.00	0.00	(11.66)	0.00	
1113	High School							** Function
100	Salaries	342.93	342.93	0.00	0.00	(342.93)	0.00	
200	Employee Benefits	402.03	402.03	0.00	0.00	(402.03)	0.00	
1115	MUSIC							** Function
100	Salaries	21.94	21.94	0.00	0.00	(21.94)	0.00	
200	Employee Benefits	423.97	423.97	0.00	0.00	(423.97)	0.00	
1210	Speech & Lang. Impaired							** Function
100	Salaries	52.34	52.34	0.00	0.00	(52.34)	0.00	
200	Employee Benefits	5.67	5.67	0.00	0.00	(5.67)	0.00	
1215	Cross-Categorical (Cc)							** Function
100	Salaries	58.01	58.01	0.00	0.00	(58.01)	0.00	
200	Employee Benefits	19.58	19.58	0.00	0.00	(19.58)	0.00	
1220	Special Education Programs Pre-K							** Function
100	Salaries	145.58	145.58	0.00	0.00	(145.58)	0.00	
200	Employee Benefits	5.84	5.84	0.00	0.00	(5.84)	0.00	
1225	VOCAATIONAL AG							** Function
100	Salaries	151.42	151.42	0.00	0.00	(151.42)	0.00	
200	Employee Benefits	15.63	15.63	0.00	0.00	(15.63)	0.00	
1401	INDUSTRIAL ARTS							** Function
100	Salaries	164.79	1,113.37	0.00	0.00	(1,113.37)	0.00	
200	Employee Benefits	164.79	1,113.37	0.00	0.00	(1,113.37)	0.00	
1402	BUSINESS ED							** Function
100	Salaries	172.50	1,309.64	0.00	0.00	(1,309.64)	0.00	
200	Employee Benefits	172.50	1,309.64	0.00	0.00	(1,309.64)	0.00	
1407	CO-OP PROGRAM							** Function
100	Salaries	23.80	23.80	0.00	0.00	(23.80)	0.00	
200	Employee Benefits	15.26	15.26	0.00	0.00	(15.26)	0.00	
1459	Salaries							** Function
100	Salaries	39.06	39.06	0.00	0.00	(39.06)	0.00	
200	Employee Benefits	12.26	12.26	0.00	0.00	(12.26)	0.00	
1459	CO-OP PROGRAM							** Function
100	Salaries	12.26	12.26	0.00	0.00	(12.26)	0.00	
100	Salaries	1,413.34	1,817.34	0.00	0.00	(1,817.34)	0.00	

Expenditure Report

Printed: 10/3/2013 10:40 AM

PUTNAM COUNTY CUSD #535

Report as of: 9/30/2013

Tort Immunity and Judgment Fund 80

Function	1000	Instruction
Function	1700	Drivers Education Program
Object	100	Salaries

Account	Description	M.T.D. Activity	Y.T.D. Activity	Open Encumb.	Current Budget	Budget Balance	% of Budget	State Account Number
<u>1700</u>	<u>Drivers Education Program</u>	1,413.34	1,817.34	0.00	0.00	(1,817.34)	0.00	** Function
<u>1000</u>	<u>Instruction</u>	\$3,326.78	5,816.50	0.00	0.00	(5,816.50)	0.00	* Function
100	Salaries	309.33	309.33	0.00	0.00	(309.33)	0.00	
<u>2134</u>	<u>Nurse Services</u>	309.33	309.33	0.00	0.00	(309.33)	0.00	** Function
100	Salaries	227.94	1,139.70	0.00	0.00	(1,139.70)	0.00	
<u>2320</u>	<u>Executive Adm. Serv</u>	227.94	1,139.70	0.00	0.00	(1,139.70)	0.00	** Function
200	Employee Benefits	0.00	29,291.89	0.00	35,000.00	5,708.11	83.69	
<u>2362</u>	<u>Workers Comp/Workers Occ Disease Acts Payments</u>	0.00	29,291.89	0.00	35,000.00	5,708.11	83.69	** Function
200	Employee Benefits	0.00	0.00	0.00	20,000.00	20,000.00	0.00	
<u>2363</u>	<u>Unemployment Insurance Act Payments</u>	0.00	0.00	0.00	20,000.00	20,000.00	0.00	** Function
300	Purchased Services	1,690.00	66,392.00	0.00	66,700.00	308.00	99.54	
<u>2364</u>	<u>Insurance Payments (regular or self-insurance)</u>	1,690.00	66,392.00	0.00	66,700.00	308.00	99.54	** Function
100	Salaries	7,533.69	7,533.69	0.00	169,096.00	161,562.31	4.46	
200	Employee Benefits	81.49	81.49	0.00	0.00	(81.49)	0.00	
<u>2365</u>	<u>Risk Management and Claims Services Payments</u>	7,615.18	7,615.18	0.00	169,096.00	161,480.82	4.50	** Function
300	Purchased Services	892.50	6,113.31	0.00	20,000.00	13,886.69	30.57	
<u>2369</u>	<u>Legal Services</u>	892.50	6,113.31	0.00	20,000.00	13,886.69	30.57	** Function
100	Salaries	0.00	0.00	0.00	0.00	0.00	0.00	
<u>2410</u>	<u>Office Of Principal Serv</u>	0.00	0.00	0.00	0.00	0.00	0.00	** Function
300	Purchased Services	1,127.60	5,874.62	0.00	10,000.00	4,125.38	58.75	
<u>2540</u>	<u>Function 2540</u>	1,127.60	5,874.62	0.00	10,000.00	4,125.38	58.75	** Function
100	Salaries	2,002.96	13,168.13	0.00	0.00	(13,168.13)	0.00	
<u>2542</u>	<u>Care & Upkeep Bldg Serv</u>	2,002.96	13,168.13	0.00	0.00	(13,168.13)	0.00	** Function
100	Salaries	283.85	1,934.97	0.00	0.00	(1,934.97)	0.00	
<u>2560</u>	<u>Food Services</u>	283.85	1,934.97	0.00	0.00	(1,934.97)	0.00	** Function
<u>2000</u>	<u>Support Services</u>	\$14,149.36	131,839.13	0.00	320,796.00	188,956.87	41.10	* Function
<u>80</u>	<u>Tort Immunity and Judgment Fund</u>	\$17,476.14	\$137,655.63	\$0.00	\$320,796.00	\$183,140.37	42.91	Fund

60

Expenditure Report

Printed: 10/3/2013 10:40 AM

PUTNAM COUNTY CUSD #535

Report as of: 9/30/2013

Fire Prevention/Life Safety 90								
Function	2000	Support Services						
Function	2548	L/S Capital Outlay						
Object	500	Capital Outlay						
Account	Description	M.T.D. Activity	Y.T.D. Activity	Open Encumb.	Current Budget	Budget Balance	% of Budget	State Account Number
500	Capital Outlay	0.00	0.00	0.00	0.00	0.00	0.00	
2548	L/S Capital Outlay	0.00	0.00	0.00	0.00	0.00	0.00	** Function
2000	Support Services	\$0.00	0.00	0.00	0.00	0.00	0.00	* Function
500	Capital Outlay	0.00	0.00	0.00	0.00	0.00	0.00	
4190	Other Pymnts Gov In State	0.00	0.00	0.00	0.00	0.00	0.00	** Function
4000	Nonprogrammed Charges	\$0.00	0.00	0.00	0.00	0.00	0.00	* Function
90	Fire Prevention/Life Safety	\$0.00	\$0.00	\$0.00	\$0.00	\$0.00	0.00	Fund
Report Total:		\$841,827.89	\$2,295,784.41	\$61,585.98	10,379,677.33	8,022,306.94	22.71	

61

Revenue Report

Printed: 10/3/2013 10:34 AM

PUTNAM COUNTY CUSD #535

Report as of: 9/30/2013

Education Fund 10							
Source of Revenue		1112	Bond and Interest Purposes Levy				
Source of Revenue							
Account	Description	M.T.D. Revenue	Y.T.D. Revenue	Revenue Budget	Budget Balance Revenue	% of Budget	State Account Number
Bond and Interest Purposes Levy							
10-111200-1	FIRST PRIOR YEAR LEVY	1,179,857.27	2,916,683.70	3,094,012.00	177,328.30	94.27	10-1112
	<u>1112 Bond and Interest Purposes Levy</u>	<u>\$1,179,857.27</u>	<u>2,916,683.70</u>	<u>3,094,012.00</u>	<u>177,328.30</u>	<u>94.27</u>	* Source of Revenue
1St Prior Yr-Tort							
10-112200-1	TORT IMMUNITY-1ST PRIOR	0.00	0.00	0.00	0.00	0.00	10-1122
	<u>1122 1St Prior Yr-Tort</u>	<u>\$0.00</u>	<u>0.00</u>	<u>0.00</u>	<u>0.00</u>	<u>0.00</u>	* Source of Revenue
Leasing Purposes Levy							
10-113000-1	FIRST PRIOR YR LEASE	21,643.23	53,504.16	56,875.00	3,370.84	94.07	10-1130
	<u>1130 Leasing Purposes Levy</u>	<u>\$21,643.23</u>	<u>53,504.16</u>	<u>56,875.00</u>	<u>3,370.84</u>	<u>94.07</u>	* Source of Revenue
Curr Yr Levy-Special Ed							
10-114100-1	SP ED PRIOR YEAR LEVY	17,348.37	42,886.32	45,500.00	2,613.68	94.26	10-1141
	<u>1141 Curr Yr Levy-Special Ed</u>	<u>\$17,348.37</u>	<u>42,886.32</u>	<u>45,500.00</u>	<u>2,613.68</u>	<u>94.26</u>	* Source of Revenue
Mobile Home Privilege Tax							
10-121000-1	MOBILE HOME PRIVILEGE TA	0.00	0.00	0.00	0.00	0.00	10-1210
	<u>1210 Mobile Home Privilege Tax</u>	<u>\$0.00</u>	<u>0.00</u>	<u>0.00</u>	<u>0.00</u>	<u>0.00</u>	* Source of Revenue
Corp Pers Prop Repl Tax							
10-123000-1	CORP PERS PROP REPLC TAX	0.00	562,308.74	2,601,038.00	2,038,729.26	21.62	10-1230
	<u>1230 Corp Pers Prop Repl Tax</u>	<u>\$0.00</u>	<u>562,308.74</u>	<u>2,601,038.00</u>	<u>2,038,729.26</u>	<u>21.62</u>	* Source of Revenue
Source of Revenue 1290							
10-129000-1	WETLANDS	0.00	0.00	0.00	0.00	0.00	10-1290
	<u>1290 Source of Revenue 1290</u>	<u>\$0.00</u>	<u>0.00</u>	<u>0.00</u>	<u>0.00</u>	<u>0.00</u>	* Source of Revenue
Reg Tuition from Other Districts (In-State)							
10-131200-1	PUPIL TUITION OTHER LEA	0.00	76,937.80	277,000.00	200,062.20	27.78	10-1312
	<u>1312 Reg Tuition from Other Districts (In-State)</u>	<u>\$0.00</u>	<u>76,937.80</u>	<u>277,000.00</u>	<u>200,062.20</u>	<u>27.78</u>	* Source of Revenue
Regular Tuition from Other Sources (In-State)							
10-131300-1		0.00	0.00	0.00	0.00	0.00	10-1313
	<u>1313 Regular Tuition from Other Sources (In-State)</u>	<u>\$0.00</u>	<u>0.00</u>	<u>0.00</u>	<u>0.00</u>	<u>0.00</u>	* Source of Revenue
Sp Ed Tuition-from Other Districts (In-State)							
10-134200-1	PUPIL TUI-SP ED OTHER LEA	20,330.00	37,323.00	37,323.00	0.00	100.00	10-1342
	<u>1342 Sp Ed Tuition-from Other Districts (In-State)</u>	<u>\$20,330.00</u>	<u>37,323.00</u>	<u>37,323.00</u>	<u>0.00</u>	<u>100.00</u>	* Source of Revenue
Interest On Investments							

Revenue Report

Printed: 10/3/2013 10:34 AM

PUTNAM COUNTY CUSD #535

Report as of: 9/30/2013

Education Fund 10							
Source of Revenue		1510	Interest On Investments				
Source of Revenue							
Account	Description	M.T.D. Revenue	Y.T.D. Revenue	Revenue Budget	Budget Balance Revenue	% of Budget	State Account Number
10-151000-1	TAX INTEREST	0.00	0.00	0.00	0.00	0.00	10-1510
	1510 Interest On Investments	<u>\$0.00</u>	<u>0.00</u>	<u>0.00</u>	<u>0.00</u>	<u>0.00</u>	* Source of Revenue
Interest On Investments							
10-151100-1	ED-INT ON INVESTMENTS	1,397.25	4,068.75	15,000.00	10,931.25	27.13	10-1511
	1511 Interest On Investments	<u>\$1,397.25</u>	<u>4,068.75</u>	<u>15,000.00</u>	<u>10,931.25</u>	<u>27.13</u>	* Source of Revenue
Interest-Swaney Bonds							
10-151200-1	INTEREST-SWANNEY BONDS	0.00	0.00	0.00	0.00	0.00	10-1512
	1512 Interest-Swaney Bonds	<u>\$0.00</u>	<u>0.00</u>	<u>0.00</u>	<u>0.00</u>	<u>0.00</u>	* Source of Revenue
Interest-Farnsworth							
10-151300-1	INTEREST-FARNSWORTH	0.00	0.00	300.00	300.00	0.00	10-1513
	1513 Interest-Farnsworth	<u>\$0.00</u>	<u>0.00</u>	<u>300.00</u>	<u>300.00</u>	<u>0.00</u>	* Source of Revenue
Sales To Pupils-Lunch							
10-161100-1	STUDENT LUNCH	4,894.50	24,095.35	115,000.00	90,904.65	20.95	10-1611
	1611 Sales To Pupils-Lunch	<u>\$4,894.50</u>	<u>24,095.35</u>	<u>115,000.00</u>	<u>90,904.65</u>	<u>20.95</u>	* Source of Revenue
Sales To Pupils-BFast							
10-161200-1	STUDENT BREAKFAST	1,494.10	1,494.10	19,000.00	17,505.90	7.86	10-1612
	1612 Sales To Pupils-BFast	<u>\$1,494.10</u>	<u>1,494.10</u>	<u>19,000.00</u>	<u>17,505.90</u>	<u>7.86</u>	* Source of Revenue
Sales To Pupils-Other							
10-161400-1	MILK SALES (OTHER)	1,148.50	1,168.50	11,000.00	9,831.50	10.62	10-1614
	1614 Sales To Pupils-Other	<u>\$1,148.50</u>	<u>1,168.50</u>	<u>11,000.00</u>	<u>9,831.50</u>	<u>10.62</u>	* Source of Revenue
Sales To Adults							
10-162000-1	ADULT LUNCHES/BREAKFAST	390.65	655.65	4,000.00	3,344.35	16.39	10-1620
	1620 Sales To Adults	<u>\$390.65</u>	<u>655.65</u>	<u>4,000.00</u>	<u>3,344.35</u>	<u>16.39</u>	* Source of Revenue
Other Food Service							
10-169000-1	HEAD START LUNCHES	0.00	0.00	0.00	0.00	0.00	10-1690
	1690 Other Food Service	<u>\$0.00</u>	<u>0.00</u>	<u>0.00</u>	<u>0.00</u>	<u>0.00</u>	* Source of Revenue
Admissions-Athletic							
10-171102-2	H S ATHLETIC ADMISSIONS	338.00	1,626.00	17,000.00	15,374.00	9.56	10-1711-2
10-171104-3	JR HI-ATHLETIC ADMISSION	0.00	0.00	5,000.00	5,000.00	0.00	10-1711-4
	1711 Admissions-Athletic	<u>\$338.00</u>	<u>1,626.00</u>	<u>22,000.00</u>	<u>20,374.00</u>	<u>7.39</u>	* Source of Revenue
HS/JR Tourney							

Revenue Report

Printed: 10/3/2013 10:34 AM

PUTNAM COUNTY CUSD #535

Report as of: 9/30/2013

Education Fund 10							
Source of Revenue		1714	HS/JR Tourney				
Source of Revenue							
Account	Description	M.T.D. Revenue	Y.T.D. Revenue	Revenue Budget	Budget Balance Revenue	% of Budget	State Account Number
10-171400-1	H S / JR HI TOURNEY REV	0.00	716.00	2,000.00	1,284.00	35.80	10-1714
	1714 HS/JR Tourney	\$0.00	716.00	2,000.00	1,284.00	35.80	* Source of Revenue
Admissions-Other							
10-171900-1	ADMISSION - OTHERS	0.00	0.00	2,000.00	2,000.00	0.00	10-1719
	1719 Admissions-Other	\$0.00	0.00	2,000.00	2,000.00	0.00	* Source of Revenue
Fees							
10-172000-1	VOCATIONAL FEE HS	80.00	2,680.00	3,700.00	1,020.00	72.43	10-1720
10-172000-2	ACTIVITY FEES HS	20.00	7,475.00	13,500.00	6,025.00	55.37	10-1720
10-172000-3	ACTIVITY FEES JR H	250.00	2,420.00	3,500.00	1,080.00	69.14	10-1720
	1720 Fees	\$350.00	12,575.00	20,700.00	8,125.00	60.75	* Source of Revenue
Other Pupil Activity Rev							
10-179000-1	DRIVER ED FEE	0.00	1,450.00	2,500.00	1,050.00	58.00	10-1790
10-179000-8	H S PE RESALE	69.00	2,546.50	3,000.00	453.50	84.88	10-1790
10-179001-8	JH PE RESALE	20.00	2,223.00	3,000.00	777.00	74.10	10-1790-1
	1790 Other Pupil Activity Rev	\$89.00	6,219.50	8,500.00	2,280.50	73.17	* Source of Revenue
Shop Resale							
10-179100-9		0.00	0.00	0.00	0.00	0.00	10-1791
	1791 Shop Resale	\$0.00	0.00	0.00	0.00	0.00	* Source of Revenue
Music Resale							
10-179200-10	MUSIC RESALE	45.00	45.00	300.00	255.00	15.00	10-1792
	1792 Music Resale	\$45.00	45.00	300.00	255.00	15.00	* Source of Revenue
Rentals-Regular Textbook							
10-181100-1	ELEM-TEXTBOOK RENTAL	165.00	10,835.00	13,500.00	2,665.00	80.26	10-1811
10-181100-2	H S- TEXTBOOK RENTAL	205.00	18,569.00	14,000.00	(4,569.00)	132.64	10-1811
10-181100-3	JR HI-TEXTBOOK RENTAL	0.00	7,605.00	9,500.00	1,895.00	80.05	10-1811
	1811 Rentals-Regular Textbook	\$370.00	37,009.00	37,000.00	(9.00)	100.02	* Source of Revenue
Rentals - Other							
10-181900-1	INSTRUMENT RENTAL	0.00	0.00	400.00	400.00	0.00	10-1819
	1819 Rentals - Other	\$0.00	0.00	400.00	400.00	0.00	* Source of Revenue
Donations-Private Sources							
10-192000-1	DONATIONS	3,078.57	12,136.24	15,000.00	2,863.76	80.91	10-1920

64

Revenue Report

Printed: 10/3/2013 10:34 AM

PUTNAM COUNTY CUSD #535

Report as of: 9/30/2013

Education Fund 10							
Source of Revenue		1920	Donations-Private Sources				
Account	Description	M.T.D. Revenue	Y.T.D. Revenue	Revenue Budget	Budget Balance Revenue	% of Budget	State Account Number
10-192001-1	DONATIONS-NCF	0.00	0.00	0.00	0.00	0.00	10-1920
	1920 Donations-Private Sources	\$3,078.57	12,136.24	15,000.00	2,863.76	80.91	* Source of Revenue
Services Provided to Other Districts							
10-194000-1	PSY LEA ASSESSEMENT	0.00	0.00	0.00	0.00	0.00	10-1940
	1940 Services Provided to Other Districts	\$0.00	0.00	0.00	0.00	0.00	* Source of Revenue
SW LEA Assessment							
10-194100-1	SW LEA ASSESSMENT	0.00	0.00	0.00	0.00	0.00	10-1941
10-194110-1	HEARING IMP ASSESS.	0.00	0.00	0.00	0.00	0.00	10-1941
	1941 SW LEA Assessment	\$0.00	0.00	0.00	0.00	0.00	* Source of Revenue
Lease Incentive Grant							
10-194200-1		0.00	0.00	0.00	0.00	0.00	10-1942
	1942 Lease Incentive Grant	\$0.00	0.00	0.00	0.00	0.00	* Source of Revenue
Refund-Prior Yr Expenditu							
10-195000-1	REFUND EXPENSES	0.00	13,202.32	13,500.00	297.68	97.79	10-1950
	1950 Refund-Prior Yr Expenditu	\$0.00	13,202.32	13,500.00	297.68	97.79	* Source of Revenue
Drivers Education Fees							
10-197000-1	DRIVERS ED FEE	0.00	0.00	0.00	0.00	0.00	10-1970
	1970 Drivers Education Fees	\$0.00	0.00	0.00	0.00	0.00	* Source of Revenue
Other Local Revenues							
10-199900-1	OTHER LOCAL REVENUE	432.50	706.50	20,000.00	19,293.50	3.53	10-1999
10-199900-3	INSURANCE/PLAY EQUIPMENT	0.00	0.00	0.00	0.00	0.00	10-1999
10-199901-1	INTERNET REVENUE	0.00	0.00	0.00	0.00	0.00	10-1999-1
	1999 Other Local Revenues	\$432.50	706.50	20,000.00	19,293.50	3.53	* Source of Revenue
Source of Revenue 2200							
10-220000-1	POVERTY GRANT	0.00	0.00	0.00	0.00	0.00	10-2200
	2200 Source of Revenue 2200	\$0.00	0.00	0.00	0.00	0.00	* Source of Revenue
Other Flow-Through							
10-223000-1	ROE FLOW THRU	0.00	0.00	0.00	0.00	0.00	10-2230
	2230 Other Flow-Through	\$0.00	0.00	0.00	0.00	0.00	* Source of Revenue
General State Aid							
10-300100-1	GENERAL STATE AID	46,278.58	92,562.04	555,347.84	462,785.80	16.67	10-3001

Revenue Report

Printed: 10/3/2013 10:34 AM

PUTNAM COUNTY CUSD #535

Report as of: 9/30/2013

Education Fund 10							
Source of Revenue		3001	General State Aid				
Source of Revenue							
Account	Description	M.T.D. Revenue	Y.T.D. Revenue	Revenue Budget	Budget Balance Revenue	% of Budget	State Account Number
3001	General State Aid	\$46,278.58	92,562.04	555,347.84	462,785.80	16.67	* Source of Revenue
Hold Harmless							
10-300200-1	HOLD HARMLESS GSA	0.00	0.00	0.00	0.00	0.00	10-3002
3002	Hold Harmless	\$0.00	0.00	0.00	0.00	0.00	* Source of Revenue
Spec Ed-Priv Facility Tui							
10-310000-1	SP ED PRIV FAC TUITION	0.00	6,195.43	65,000.00	58,804.57	9.53	10-3100
3100	Spec Ed-Priv Facility Tui	\$0.00	6,195.43	65,000.00	58,804.57	9.53	* Source of Revenue
Spec Ed -Extraordinary							
10-310500-1	SP ED EXTRA ORDINARY	0.00	28,710.75	130,000.00	101,289.25	22.09	10-3105
3105	Spec Ed -Extraordinary	\$0.00	28,710.75	130,000.00	101,289.25	22.09	* Source of Revenue
Spec Ed -Personnel							
10-311000-1	SP ED PERSONNEL	0.00	56,301.85	215,563.00	159,261.15	26.12	10-3110
3110	Spec Ed -Personnel	\$0.00	56,301.85	215,563.00	159,261.15	26.12	* Source of Revenue
Spec Ed-Orphanage-Individ							
10-312000-1	SP ED ORPHANAGE	0.00	0.00	0.00	0.00	0.00	10-3120
3120	Spec Ed-Orphanage-Individ	\$0.00	0.00	0.00	0.00	0.00	* Source of Revenue
Spec Ed -Summer School							
10-314500-1	SP ED SUMMER SCHOOL	0.00	0.00	500.00	500.00	0.00	10-3145
3145	Spec Ed -Summer School	\$0.00	0.00	500.00	500.00	0.00	* Source of Revenue
Career and Technical Education CTE Tech Prep							
10-322000-40	CTEI GRANT-SRAVTE	0.00	0.00	15,610.00	15,610.00	0.00	10-3200
3200	Career and Technical Education CTE Tech Prep	\$0.00	0.00	15,610.00	15,610.00	0.00	* Source of Revenue
Voc Ed - Formula							
10-321500-18	VOC AG STATE GRTS	0.00	0.00	0.00	0.00	0.00	10-3215
3215	Voc Ed - Formula	\$0.00	0.00	0.00	0.00	0.00	* Source of Revenue
CTE - Agriculture Education							
10-323500-19	VOC AG SUPPLEMENTAL	0.00	0.00	2,588.00	2,588.00	0.00	10-3235
3235	CTE - Agriculture Education	\$0.00	0.00	2,588.00	2,588.00	0.00	* Source of Revenue
CTE - Other							
10-329900-40	FCAE GRANT	0.00	0.00	0.00	0.00	0.00	10-3299
3299	CTE - Other	\$0.00	0.00	0.00	0.00	0.00	* Source of Revenue

Revenue Report

Printed: 10/3/2013 10:34 AM

PUTNAM COUNTY CUSD #535

Report as of: 9/30/2013

Education Fund 10							
Source of Revenue		3305	Bilingual Ed-Downstate- TPI and TBE				
Source of Revenue							
Account	Description	M.T.D. Revenue	Y.T.D. Revenue	Revenue Budget	Budget Balance Revenue	% of Budget	State Account Number
Bilingual Ed-Downstate- TPI and TBE							
10-330500-20	TPI/TBE BILINGUAL ED	80.00	80.00	304.00	224.00	26.32	10-3305
	3305 Bilingual Ed-Downstate- TPI and TBE	\$80.00	80.00	304.00	224.00	26.32	* Source of Revenue
State Free Lunch/BFfast							
10-336000-1	IL FREE LUNCH/BRKFST AIDE	220.42	598.94	4,500.00	3,901.06	13.31	10-3360
10-336500-1	IL BREAKFAST INITIATIVE	0.00	0.00	0.00	0.00	0.00	10-3360
	3360 State Free Lunch/BFfast	\$220.42	598.94	4,500.00	3,901.06	13.31	* Source of Revenue
Driver Education							
10-337000-1	DRIVERS ED REIMBURSEMENT	2,786.16	2,786.16	11,000.00	8,213.84	25.33	10-3370-1
	3370 Driver Education	\$2,786.16	2,786.16	11,000.00	8,213.84	25.33	* Source of Revenue
Learning Improvement-Change Grants							
10-361002-1	SCHOOL IMP-HOP	0.00	0.00	0.00	0.00	0.00	10-3610
	3610 Learning Improvement-Change Grants	\$0.00	0.00	0.00	0.00	0.00	* Source of Revenue
School Imp Grant							
10-364000-24	SCHOOL IMP BLOCK GRANT	0.00	0.00	0.00	0.00	0.00	10-3640
	3640 School Imp Grant	\$0.00	0.00	0.00	0.00	0.00	* Source of Revenue
Quality Assurance Grant							
10-364100-31	LEARNING IMP GRANT	0.00	0.00	0.00	0.00	0.00	10-3641
	3641 Quality Assurance Grant	\$0.00	0.00	0.00	0.00	0.00	* Source of Revenue
National Board Certification							
10-365100-1	NATL BOARD CERTIFIC	0.00	0.00	0.00	0.00	0.00	10-3651-1
	3651 National Board Certification	\$0.00	0.00	0.00	0.00	0.00	* Source of Revenue
Truants Alt/Opt Education							
10-369500-1	SAFE TO LEARN GRANT	0.00	0.00	0.00	0.00	0.00	10-3695
	3695 Truants Alt/Opt Education	\$0.00	0.00	0.00	0.00	0.00	* Source of Revenue
Early Childhood - Block Grant							
10-370500-26	EARLY CHILDHOOD GRT GRANT	0.00	18,392.00	132,204.00	113,812.00	13.91	10-3705
	3705 Early Childhood - Block Grant	\$0.00	18,392.00	132,204.00	113,812.00	13.91	* Source of Revenue
Reading Improvement - Block Grant							
10-371500-27	READING IMPROVEMENT GRAN	0.00	0.00	0.00	0.00	0.00	10-3715
	3715 Reading Improvement - Block Grant	\$0.00	0.00	0.00	0.00	0.00	* Source of Revenue

67

Revenue Report

Printed: 10/3/2013 10:34 AM

PUTNAM COUNTY CUSD #535

Report as of: 9/30/2013

Education Fund 10

Source of Revenue 3725 Continued Reading Improvement Block Grant

Source of Revenue

Account	Description	M.T.D. Revenue	Y.T.D. Revenue	Revenue Budget	Budget Balance Revenue	% of Budget	State Account Number
Continued Reading Improvement Block Grant							
10-372500-28		0.00	0.00	0.00	0.00	0.00	10-3725
	3725 Continued Reading Improvement Block Grant	\$0.00	0.00	0.00	0.00	0.00	* Source of Revenue
Report Cards							
10-373500-1		0.00	0.00	0.00	0.00	0.00	10-3735
	3735 Report Cards	\$0.00	0.00	0.00	0.00	0.00	* Source of Revenue
School Safety & Educational Improv Block Grant							
10-377500-43	ADA BLOCK GRANT	0.00	0.00	1,000.00	1,000.00	0.00	10-3775
	3775 School Safety & Educational Improv Block Grant	\$0.00	0.00	1,000.00	1,000.00	0.00	* Source of Revenue
Closing The Gap							
10-379200-1		0.00	0.00	0.00	0.00	0.00	10-3792
	3792 Closing The Gap	\$0.00	0.00	0.00	0.00	0.00	* Source of Revenue
TIP GRANT							
10-379400-1		0.00	0.00	0.00	0.00	0.00	10-3794
	3794 TIP GRANT	\$0.00	0.00	0.00	0.00	0.00	* Source of Revenue
State Library Grant							
10-380000-32	STATE LIBRARY GRANT	0.00	735.50	675.00	(60.50)	108.96	10-3800
	3800 State Library Grant	\$0.00	735.50	675.00	(60.50)	108.96	* Source of Revenue
Emer Fin Assist/Temp Reloc Grant/Other Restr Rev							
10-399900-1	OTHER STATE REVENUE	1,695.72	1,695.72	15,000.00	13,304.28	11.30	10-3999
10-399901-1	RESPRO GRANT	0.00	0.00	0.00	0.00	0.00	10-3999
	3999 Emer Fin Assist/Temp Reloc Grant/Other Restr Rev	\$1,695.72	1,695.72	15,000.00	13,304.28	11.30	* Source of Revenue
Title V - Innovation and Flexibility Formula							
10-410000-37	TITLE V INVO(CHAR CTS)	0.00	0.00	0.00	0.00	0.00	10-4100
	4100 Title V - Innovation and Flexibility Formula	\$0.00	0.00	0.00	0.00	0.00	* Source of Revenue
Esea-Chap2-Comp-Urban Ed							
10-411000-46		0.00	0.00	0.00	0.00	0.00	10-4110
	4110 Esea-Chap2-Comp-Urban Ed	\$0.00	0.00	0.00	0.00	0.00	* Source of Revenue
NatL School Lunch Progr							
10-421000-1	FEDERAL LUNCH AID	1,911.38	1,911.38	130,000.00	128,088.62	1.47	10-4210
	4210 NatL School Lunch Progr	\$1,911.38	1,911.38	130,000.00	128,088.62	1.47	* Source of Revenue

Revenue Report

Printed: 10/3/2013 10:34 AM

PUTNAM COUNTY CUSD #535

Report as of: 9/30/2013

Education Fund 10							
Source of Revenue		4220	School Breakfast Program				
Source of Revenue							
Account	Description	M.T.D. Revenue	Y.T.D. Revenue	Revenue Budget	Budget Balance Revenue	% of Budget	State Account Number
School Breakfast Program							
10-422000-1	FED BREAKFAST AID	637.55	637.55	37,000.00	36,362.45	1.72	10-4220
	4220 School Breakfast Program	\$637.55	637.55	37,000.00	36,362.45	1.72	* Source of Revenue
Title I - Low Income							
10-430000-36	TITLE I GRANT	0.00	8,037.00	102,742.00	94,705.00	7.82	10-4300
	4300 Title I - Low Income	\$0.00	8,037.00	102,742.00	94,705.00	7.82	* Source of Revenue
Esea-Drug Free-Formula							
10-440000-33	TITLE IV GRT DRUG FREE	0.00	0.00	0.00	0.00	0.00	10-4400
	4400 Esea-Drug Free-Formula	\$0.00	0.00	0.00	0.00	0.00	* Source of Revenue
Fed-Sp Ed-Idea Flow-Thru							
10-462000-38	SP ED INCENTIVE GRT	0.00	0.00	0.00	0.00	0.00	10-4620
10-462001-38	DISCRETIONARY FUNDS	0.00	0.00	169,655.00	169,655.00	0.00	10-4620
10-462002-38	SP ED BLOCK GRT	0.00	0.00	4,974.00	4,974.00	0.00	10-4620
10-462003-38	DEMONSTR PROJ/LEASE	0.00	0.00	0.00	0.00	0.00	10-4620-1
	4620 Fed-Sp Ed-Idea Flow-Thru	\$0.00	0.00	174,629.00	174,629.00	0.00	* Source of Revenue
Fed-Sp Ed-Idea Room&Board							
10-462500-1	EXCESS (ROOM/BOARD)	0.00	0.00	0.00	0.00	0.00	10-4625-1
	4625 Fed-Sp Ed-Idea Room&Board	\$0.00	0.00	0.00	0.00	0.00	* Source of Revenue
TitleIiib-Cons/Home E.D.A							
10-477000-40	CARL PERKINS	2,066.00	2,066.00	7,999.00	5,933.00	25.83	10-4770-1-40
	4765 TitleIiib-Cons/Home E.D.A	\$2,066.00	2,066.00	7,999.00	5,933.00	25.83	* Source of Revenue
SFSF/GSA REVENUE							
10-485000-44	SFSF/GSA REVENUE	0.00	0.00	0.00	0.00	0.00	10-4850
	4850 SFSF/GSA REVENUE	\$0.00	0.00	0.00	0.00	0.00	* Source of Revenue
Source of Revenue 4854							
10-485100-44	ARRA TITLE I	0.00	0.00	0.00	0.00	0.00	10-4854
	4854 Source of Revenue 4854	\$0.00	0.00	0.00	0.00	0.00	* Source of Revenue
ARRA IDEA PART B							
10-485700-44	ARRA IDEA PART B	0.00	0.00	0.00	0.00	0.00	10-4857-1
	4857 ARRA IDEA PART B	\$0.00	0.00	0.00	0.00	0.00	* Source of Revenue
GSA ARRA							

69

Revenue Report

Printed: 10/3/2013 10:34 AM

PUTNAM COUNTY CUSD #535

Report as of: 9/30/2013

Education Fund 10							
Source of Revenue		4870	GSA ARRA				
Source of Revenue							
Account	Description	M.T.D. Revenue	Y.T.D. Revenue	Revenue Budget	Budget Balance Revenue	% of Budget	State Account Number
10-487000-44	ARRA GSA	0.00	0.00	0.00	0.00	0.00	10-4870-1
4870	GSA ARRA	\$0.00	0.00	0.00	0.00	0.00	* Source of Revenue
ARRA ED JOBS							
10-488000-44	ARRA ED JOBS FUND	0.00	0.00	0.00	0.00	0.00	10-4880-1
4880	ARRA ED JOBS	\$0.00	0.00	0.00	0.00	0.00	* Source of Revenue
Medicaid Matching Fund							
10-490000-11		0.00	0.00	0.00	0.00	0.00	10-4900
4900	Medicaid Matching Fund	\$0.00	0.00	0.00	0.00	0.00	* Source of Revenue
Titleii-Eisen.Math/Sci Fo							
10-493200-42	TITLE II TEACHER QUALITY	0.00	16,066.00	26,317.00	10,251.00	61.05	10-4930
4930	Titleii-Eisen.Math/Sci Fo	\$0.00	16,066.00	26,317.00	10,251.00	61.05	* Source of Revenue
Goals 2000-School Improve							
10-494500-14		0.00	0.00	0.00	0.00	0.00	10-4945
4945	Goals 2000-School Improve	\$0.00	0.00	0.00	0.00	0.00	* Source of Revenue
Title II-Technology Enhancing Ed Formula Grant							
10-497100-1	TITLE IID-TECH ENHANC	0.00	0.00	0.00	0.00	0.00	10-4971
4971	Title II-Technology Enhancing Ed Formula Grant	\$0.00	0.00	0.00	0.00	0.00	* Source of Revenue
Medicaid Admin							
10-499100-11	MEDICAID-ADMIN OUTREACH	0.00	5,529.13	10,000.00	4,470.87	55.29	10-4991-1
4991	Medicaid Admin	\$0.00	5,529.13	10,000.00	4,470.87	55.29	* Source of Revenue
Medicaid FFS							
10-499200-11	MEDICAID-FEE FOR SERV	0.00	13,107.59	67,000.00	53,892.41	19.56	10-4992-1-11
4992	Medicaid FFS	\$0.00	13,107.59	67,000.00	53,892.41	19.56	* Source of Revenue
Other Restricted Grants Recd Fed Gov thru State							
10-499800-1	OTHER FEDERAL(STEP)	0.00	1,740.00	12,180.00	10,440.00	14.29	10-4998-1
4998	Other Restricted Grants Recd Fed Gov thru State	\$0.00	1,740.00	12,180.00	10,440.00	14.29	* Source of Revenue
Abolishment or Abatement of Working Cash Fund							
10-711000-1	TRANS OF WC TECH THRUST	0.00	0.00	0.00	0.00	0.00	10-7110
10-711002-1	PERM TRANSFER WC	0.00	0.00	0.00	0.00	0.00	10-7110
10-711001-1	TRANSFER OF WC	0.00	0.00	0.00	0.00	0.00	10-7110-1
7110	Abolishment or Abatement of Working Cash Fund	\$0.00	0.00	0.00	0.00	0.00	* Source of Revenue

70

Revenue Report

Printed: 10/3/2013 10:34 AM

PUTNAM COUNTY CUSD #535

Report as of: 9/30/2013

Education Fund 10

Source of Revenue 7120 Permanent Transfer of Working Cash Fund Interest

Source of Revenue

Account	Description	M.T.D. Revenue	Y.T.D. Revenue	Revenue Budget	Budget Balance Revenue	% of Budget	State Account Number
---------	-------------	-------------------	-------------------	-------------------	------------------------------	----------------	----------------------

Permanent Transfer of Working Cash Fund Interest

10-712000-1	TRANS WC INTEREST	0.00	0.00	0.00	0.00	0.00	10-7120
7120	Permanent Transfer of Working Cash Fund Interest	<u>\$0.00</u>	<u>0.00</u>	<u>0.00</u>	<u>0.00</u>	<u>0.00</u>	* Source of Revenue
Accured Int on Bonds							
10-723000-1	ACCURED INT B&I	0.00	0.00	0.00	0.00	0.00	10-7230
7230	Accured Int on Bonds	<u>\$0.00</u>	<u>0.00</u>	<u>0.00</u>	<u>0.00</u>	<u>0.00</u>	* Source of Revenue
10	Education Fund	<u>\$1,308,882.75</u>	<u>\$4,062,514.67</u>	<u>\$8,134,606.84</u>	<u>\$4,072,092.17</u>	<u>49.94</u>	Fund

71

Revenue Report

Printed: 10/3/2013 10:34 AM

PUTNAM COUNTY CUSD #535

Report as of: 9/30/2013

Oper, Build, & Maint Fund 20

Source of Revenue 1112 Bond and Interest Purposes Levy

Source of Revenue

Account	Description	M.T.D. Revenue	Y.T.D. Revenue	Revenue Budget	Budget Balance Revenue	% of Budget	State Account Number
Bond and Interest Purposes Levy							
20-111200-1	FIRST PRIOR YEAR LEVY	216,938.88	536,286.32	568,752.00	32,465.68	94.29	20-1112
	1112 Bond and Interest Purposes Levy	<u>\$216,938.88</u>	<u>536,286.32</u>	<u>568,752.00</u>	<u>32,465.68</u>	<u>94.29</u>	* Source of Revenue
1St Prior Yr-Tort							
20-112200-1	TORT IMMUNITY-1ST PRIOR	0.00	0.00	0.00	0.00	0.00	20-1122
	1122 1St Prior Yr-Tort	<u>\$0.00</u>	<u>0.00</u>	<u>0.00</u>	<u>0.00</u>	<u>0.00</u>	* Source of Revenue
Corp Pers Prop Repl Tax							
20-123000-1	CORP PERS PROP REPL TAX	0.00	0.00	0.00	0.00	0.00	20-1230
	1230 Corp Pers Prop Repl Tax	<u>\$0.00</u>	<u>0.00</u>	<u>0.00</u>	<u>0.00</u>	<u>0.00</u>	* Source of Revenue
Interest On Investments							
20-151100-1	BLD-INT	497.41	1,722.70	8,000.00	6,277.30	21.53	20-1511
	1511 Interest On Investments	<u>\$497.41</u>	<u>1,722.70</u>	<u>8,000.00</u>	<u>6,277.30</u>	<u>21.53</u>	* Source of Revenue
Interest-Tree Fund							
20-151500-1	INTEREST - TREE FUND	0.00	0.00	50.00	50.00	0.00	20-1515
	1515 Interest-Tree Fund	<u>\$0.00</u>	<u>0.00</u>	<u>50.00</u>	<u>50.00</u>	<u>0.00</u>	* Source of Revenue
Rentals							
20-191000-1	HOUSE RENT	0.00	0.00	0.00	0.00	0.00	20-1910
	1910 Rentals	<u>\$0.00</u>	<u>0.00</u>	<u>0.00</u>	<u>0.00</u>	<u>0.00</u>	* Source of Revenue
Facility/Grounds Rent							
20-191100-1	FACILITY/GROUND RENT	0.00	0.00	500.00	500.00	0.00	20-1911
	1911 Facility/Grounds Rent	<u>\$0.00</u>	<u>0.00</u>	<u>500.00</u>	<u>500.00</u>	<u>0.00</u>	* Source of Revenue
Donations-Private Sources							
20-192000-1	DONATIONS	0.00	0.00	500.00	500.00	0.00	20-1920
	1920 Donations-Private Sources	<u>\$0.00</u>	<u>0.00</u>	<u>500.00</u>	<u>500.00</u>	<u>0.00</u>	* Source of Revenue
Refund-Prior Yr Expenditu							
20-195000-1	REFUND PR YR EXP-BLDG	0.00	0.00	1,000.00	1,000.00	0.00	20-1950
20-195001-1	TORNADO INS/FEM/DON	0.00	0.00	0.00	0.00	0.00	20-1950
	1950 Refund-Prior Yr Expenditu	<u>\$0.00</u>	<u>0.00</u>	<u>1,000.00</u>	<u>1,000.00</u>	<u>0.00</u>	* Source of Revenue
Other Local Revenues							
20-199900-1	OTHER LOCAL REVENUE	50.00	240.00	1,000.00	760.00	24.00	20-1999
	1999 Other Local Revenues	<u>\$50.00</u>	<u>240.00</u>	<u>1,000.00</u>	<u>760.00</u>	<u>24.00</u>	* Source of Revenue

22

Revenue Report

Printed: 10/3/2013 10:34 AM

PUTNAM COUNTY CUSD #535

Report as of: 9/30/2013

Oper, Build, & Maint Fund 20							
Source of Revenue		2100	Flow-Thru Rev-State				
Source of Revenue							
Account	Description	M.T.D. Revenue	Y.T.D. Revenue	Revenue Budget	Budget Balance Revenue	% of Budget	State Account Number
Flow-Thru Rev-State							
20-210000-1	OTHER STATE REVENUE	0.00	0.00	0.00	0.00	0.00	20-2100
	<u>2100 Flow-Thru Rev-State</u>	\$0.00	0.00	0.00	0.00	0.00	* Source of Revenue
Infrastructure Improv-Planning/Construction							
20-392000-1	INFRA IMPROVE-PLAN/CONST	0.00	0.00	0.00	0.00	0.00	20-3920-1
	<u>3920 Infrastructure Improv-Planning/Construction</u>	\$0.00	0.00	0.00	0.00	0.00	* Source of Revenue
SCHL INFRASTRUCT/MAINT PROJ							
20-392500-1	SCHL INFRASTRUCT/MAINT PROJ	0.00	0.00	50,000.00	50,000.00	0.00	20-3925-1-1
	<u>3925 SCHL INFRASTRUCT/MAINT PROJ</u>	\$0.00	0.00	50,000.00	50,000.00	0.00	* Source of Revenue
Emer Fin Assist/Temp Reloc Grant/Other Restr Rev							
20-399900-1	OTHER STATE REVENUE	0.00	0.00	0.00	0.00	0.00	20-3999
	<u>3999 Emer Fin Assist/Temp Reloc Grant/Other Restr Rev</u>	\$0.00	0.00	0.00	0.00	0.00	* Source of Revenue
Medicaid Matching Fund							
20-490000-11		0.00	0.00	0.00	0.00	0.00	20-4900
	<u>4900 Medicaid Matching Fund</u>	\$0.00	0.00	0.00	0.00	0.00	* Source of Revenue
Renovation Grant							
20-498000-1		0.00	0.00	0.00	0.00	0.00	20-4980
	<u>4980 Renovation Grant</u>	\$0.00	0.00	0.00	0.00	0.00	* Source of Revenue
Abolishment or Abatement of Working Cash Fund							
20-711001-1	TRANSFER WC	0.00	0.00	0.00	0.00	0.00	20-7110
	<u>7110 Abolishment or Abatement of Working Cash Fund</u>	\$0.00	0.00	0.00	0.00	0.00	* Source of Revenue
Permanent Transfer							
20-713000-1	PERM TRANSFER FROM C/P	0.00	0.00	0.00	0.00	0.00	20-7130-1
	<u>7130 Permanent Transfer</u>	\$0.00	0.00	0.00	0.00	0.00	* Source of Revenue
Transfers from Other Funds Pay Princ'l Cap Leases							
20-740000-1	SALE/COMP FIXED ASSETS	0.00	0.00	0.00	0.00	0.00	20-7400
	<u>7400 Transfers from Other Funds Pay Princ'l Cap Leases</u>	\$0.00	0.00	0.00	0.00	0.00	* Source of Revenue
	<u>20 Oper, Build, & Maint Fund</u>	\$217,486.29	\$538,249.02	\$629,802.00	\$91,552.98	85.46	Fund

Revenue Report

Printed: 10/3/2013 10:34 AM

PUTNAM COUNTY CUSD #535

Report as of: 9/30/2013

Debt Service Fund or Fund Group 30							
Source of Revenue		1112	Bond and Interest Purposes Levy				
Source of Revenue							
Account	Description	M.T.D. Revenue	Y.T.D. Revenue	Revenue Budget	Budget Balance Revenue	% of Budget	State Account Number
Bond and Interest Purposes Levy							
30-111200-1	FIRST PRIOR YEAR LEVY	0.00	0.00	0.00	0.00	0.00	30-1112
	<u>1112 Bond and Interest Purposes Levy</u>	<u>\$0.00</u>	<u>0.00</u>	<u>0.00</u>	<u>0.00</u>	<u>0.00</u>	* Source of Revenue
Interest On Investments							
30-151100-1	B/I-INT INVESTMENTS	0.00	0.00	0.00	0.00	0.00	30-1511
	<u>1511 Interest On Investments</u>	<u>\$0.00</u>	<u>0.00</u>	<u>0.00</u>	<u>0.00</u>	<u>0.00</u>	* Source of Revenue
Accured Int on Bonds							
30-723000-1	ACCRUED INT ON BONDS SOL	0.00	0.00	0.00	0.00	0.00	30-7230
	<u>7230 Accured Int on Bonds</u>	<u>\$0.00</u>	<u>0.00</u>	<u>0.00</u>	<u>0.00</u>	<u>0.00</u>	* Source of Revenue
	<u>30 Debt Service Fund or Fund Group</u>	<u>\$0.00</u>	<u>\$0.00</u>	<u>\$0.00</u>	<u>\$0.00</u>	<u>0.00</u>	Fund

74

Revenue Report

Printed: 10/3/2013 10:34 AM

PUTNAM COUNTY CUSD #535

Report as of: 9/30/2013

Transportation Fund 40							
Source of Revenue		1112	Bond and Interest Purposes Levy				
Source of Revenue							
Account	Description	M.T.D. Revenue	Y.T.D. Revenue	Revenue Budget	Budget Balance Revenue	% of Budget	State Account Number
Bond and Interest Purposes Levy							
40-111200-1	FIRST PRIOR YR LEVY TRAN	86,741.75	214,431.47	227,501.00	13,069.53	94.26	40-1112
	<u>1112 Bond and Interest Purposes Levy</u>	<u>\$86,741.75</u>	<u>214,431.47</u>	<u>227,501.00</u>	<u>13,069.53</u>	<u>94.26</u>	* Source of Revenue
1St Prior Yr-Tort							
40-112200-1	1ST PRIOR YR LEVY-TORT	0.00	0.00	0.00	0.00	0.00	40-1122
	<u>1122 1St Prior Yr-Tort</u>	<u>\$0.00</u>	<u>0.00</u>	<u>0.00</u>	<u>0.00</u>	<u>0.00</u>	* Source of Revenue
Corp Pers Prop Repl Tax							
40-123000-1	CORP REPLACEMNT PROP TAX	0.00	0.00	0.00	0.00	0.00	40-1230
	<u>1230 Corp Pers Prop Repl Tax</u>	<u>\$0.00</u>	<u>0.00</u>	<u>0.00</u>	<u>0.00</u>	<u>0.00</u>	* Source of Revenue
Spec Ed Trans-Pupils/Pare							
40-144100-1	ORPHANAGE TRANS REIMB	0.00	0.00	0.00	0.00	0.00	40-1441
	<u>1441 Spec Ed Trans-Pupils/Pare</u>	<u>\$0.00</u>	<u>0.00</u>	<u>0.00</u>	<u>0.00</u>	<u>0.00</u>	* Source of Revenue
Interest On Investments							
40-151100-1	TRANSP-INT	112.82	358.57	2,000.00	1,641.43	17.93	40-1511
	<u>1511 Interest On Investments</u>	<u>\$112.82</u>	<u>358.57</u>	<u>2,000.00</u>	<u>1,641.43</u>	<u>17.93</u>	* Source of Revenue
Refund-Prior Yr Expenditu							
40-195000-1	REFUND TRANSP	0.00	0.00	0.00	0.00	0.00	40-1950
	<u>1950 Refund-Prior Yr Expenditu</u>	<u>\$0.00</u>	<u>0.00</u>	<u>0.00</u>	<u>0.00</u>	<u>0.00</u>	* Source of Revenue
Other Local Revenues							
40-199900-1	OTHER LOCAL REVENUE	170.24	170.24	6,000.00	5,829.76	2.84	40-1999
	<u>1999 Other Local Revenues</u>	<u>\$170.24</u>	<u>170.24</u>	<u>6,000.00</u>	<u>5,829.76</u>	<u>2.84</u>	* Source of Revenue
Transportation Regular/Vocational							
40-350000-1	REG TRANSPORTATION AID	0.00	46,424.11	262,000.00	215,575.89	17.72	40-3500
	<u>3500 Transportation Regular/Vocational</u>	<u>\$0.00</u>	<u>46,424.11</u>	<u>262,000.00</u>	<u>215,575.89</u>	<u>17.72</u>	* Source of Revenue
Transportation-Vocational							
40-350500-1	VOC TRANSPORTATION AID	0.00	0.00	6,900.00	6,900.00	0.00	40-3505
	<u>3505 Transportation-Vocational</u>	<u>\$0.00</u>	<u>0.00</u>	<u>6,900.00</u>	<u>6,900.00</u>	<u>0.00</u>	* Source of Revenue
Transportation-Spec Ed							
40-351000-1	SP ED TRANSPORTATION AID	0.00	37,857.35	141,000.00	103,142.65	26.85	40-3510
	<u>3510 Transportation-Spec Ed</u>	<u>\$0.00</u>	<u>37,857.35</u>	<u>141,000.00</u>	<u>103,142.65</u>	<u>26.85</u>	* Source of Revenue
Other State Revenue							

75

Revenue Report

Printed: 10/3/2013 10:34 AM

PUTNAM COUNTY CUSD #535

Report as of: 9/30/2013

Transportation Fund 40							
Source of Revenue		3511	Other State Revenue				
Source of Revenue							
Account	Description	M.T.D. Revenue	Y.T.D. Revenue	Revenue Budget	Budget Balance Revenue	% of Budget	State Account Number
40-351100-1	OTHER STATE REVENUE	0.00	0.00	0.00	0.00	0.00	40-3511
	3511 Other State Revenue	<u>\$0.00</u>	<u>0.00</u>	<u>0.00</u>	<u>0.00</u>	<u>0.00</u>	* Source of Revenue
Early Childhood - Block Grant							
40-370500-26	ECE TRANSPORTATION	0.00	0.00	88,500.00	88,500.00	0.00	40-3705
	3705 Early Childhood - Block Grant	<u>\$0.00</u>	<u>0.00</u>	<u>88,500.00</u>	<u>88,500.00</u>	<u>0.00</u>	* Source of Revenue
ARRA IDEA PART B							
40-485700-44	IDEA ARRA	0.00	0.00	0.00	0.00	0.00	40-4857
	4857 ARRA IDEA PART B	<u>\$0.00</u>	<u>0.00</u>	<u>0.00</u>	<u>0.00</u>	<u>0.00</u>	* Source of Revenue
Permanent Transfer							
40-713000-1	PERMANENT TRANSFER	0.00	0.00	0.00	0.00	0.00	40-7130-1
	7130 Permanent Transfer	<u>\$0.00</u>	<u>0.00</u>	<u>0.00</u>	<u>0.00</u>	<u>0.00</u>	* Source of Revenue
	40 Transportation Fund	<u>\$87,024.81</u>	<u>\$299,241.74</u>	<u>\$733,901.00</u>	<u>\$434,659.26</u>	<u>40.77</u>	Fund

76

Revenue Report

Printed: 10/3/2013 10:34 AM

PUTNAM COUNTY CUSD #535

Report as of: 9/30/2013

I.M.R.F./Soc. Sec. Fund 50							
Source of Revenue		1112	Bond and Interest Purposes Levy				
Source of Revenue							
Account	Description	M.T.D. Revenue	Y.T.D. Revenue	Revenue Budget	Budget Balance Revenue	% of Budget	State Account Number
Bond and Interest Purposes Levy							
50-111200-1	FIRST PRIOR YR LEVY-IMRF	39,335.11	97,239.64	103,274.00	6,034.36	94.16	50-1112
50-111201-1	FIRST PRIOR YR-SS	0.00	0.00	0.00	0.00	0.00	50-1112
1112 Bond and Interest Purposes Levy		<u>39,335.11</u>	<u>97,239.64</u>	<u>103,274.00</u>	<u>6,034.36</u>	<u>94.16</u>	* Source of Revenue
Working Cash Purposes Levy							
50-111500-1	MEDICARE-FIRST PRIOR YR	0.00	0.00	0.00	0.00	0.00	50-1115
1115 Working Cash Purposes Levy		<u>\$0.00</u>	<u>0.00</u>	<u>0.00</u>	<u>0.00</u>	<u>0.00</u>	* Source of Revenue
Soc.Sec./Med Only Levy							
50-115000-1	FIRST PRIOR YR-S S	39,335.11	97,239.64	103,274.00	6,034.36	94.16	50-1150
1150 Soc.Sec./Med Only Levy		<u>\$39,335.11</u>	<u>97,239.64</u>	<u>103,274.00</u>	<u>6,034.36</u>	<u>94.16</u>	* Source of Revenue
Corp Pers Prop Repl Tax							
50-123000-1	CORP PERS PROP REPL TAX	0.00	0.00	174,252.00	174,252.00	0.00	50-1230
1230 Corp Pers Prop Repl Tax		<u>\$0.00</u>	<u>0.00</u>	<u>174,252.00</u>	<u>174,252.00</u>	<u>0.00</u>	* Source of Revenue
Interest On Investments							
50-151100-1	IMRF-INT	72.16	191.66	1,000.00	808.34	19.17	50-1511
1511 Interest On Investments		<u>\$72.16</u>	<u>191.66</u>	<u>1,000.00</u>	<u>808.34</u>	<u>19.17</u>	* Source of Revenue
Other Local Revenues							
50-199900-1	OTHER LOCAL REVENUE	0.00	0.00	0.00	0.00	0.00	50-1999
1999 Other Local Revenues		<u>\$0.00</u>	<u>0.00</u>	<u>0.00</u>	<u>0.00</u>	<u>0.00</u>	* Source of Revenue
50 I.M.R.F./Soc. Sec. Fund		<u><u>\$78,742.38</u></u>	<u><u>\$194,670.94</u></u>	<u><u>\$381,800.00</u></u>	<u><u>\$187,129.06</u></u>	<u><u>50.99</u></u>	Fund

77

Revenue Report

Printed: 10/3/2013 10:34 AM

PUTNAM COUNTY CUSD #535

Report as of: 9/30/2013

Capital Projects Fund or Fund Group 60

Source of Revenue 1112 Bond and Interest Purposes Levy

Source of Revenue

Account	Description	M.T.D. Revenue	Y.T.D. Revenue	Revenue Budget	Budget Balance Revenue	% of Budget	State Account Number
Bond and Interest Purposes Levy							
60-111200-1	FIRST PRIOR CAP PROJ	0.00	0.00	0.00	0.00	0.00	60-1112
	1112 Bond and Interest Purposes Levy	<u>\$0.00</u>	<u>0.00</u>	<u>0.00</u>	<u>0.00</u>	<u>0.00</u>	* Source of Revenue
Interest On Investments							
60-151100-1	INTEREST-CAP PROJ	0.00	0.00	0.00	0.00	0.00	60-1511
	1511 Interest On Investments	<u>\$0.00</u>	<u>0.00</u>	<u>0.00</u>	<u>0.00</u>	<u>0.00</u>	* Source of Revenue
Refund-Prior Yr Expenditu							
60-195000-1	REFUND PRIOR YR EXP	0.00	0.00	0.00	0.00	0.00	60-1950
	1950 Refund-Prior Yr Expenditu	<u>\$0.00</u>	<u>0.00</u>	<u>0.00</u>	<u>0.00</u>	<u>0.00</u>	* Source of Revenue
Other Local Revenues							
60-199900-1	OTHER LOCAL REV CAP PROJ	0.00	0.00	0.00	0.00	0.00	60-1999
	1999 Other Local Revenues	<u>\$0.00</u>	<u>0.00</u>	<u>0.00</u>	<u>0.00</u>	<u>0.00</u>	* Source of Revenue
Infrastructure Improv-Planning/Construction							
60-392000-1	INFRA IMPROVE-PLAN/CONST	0.00	0.00	0.00	0.00	0.00	60-3920
	3920 Infrastructure Improv-Planning/Construction	<u>\$0.00</u>	<u>0.00</u>	<u>0.00</u>	<u>0.00</u>	<u>0.00</u>	* Source of Revenue
Transfer from Other Funds for Capital Projects							
60-780000-1	IEMA/CDB TRANSFER	0.00	0.00	0.00	0.00	0.00	60-7800
	7800 Transfer from Other Funds for Capital Projects	<u>\$0.00</u>	<u>0.00</u>	<u>0.00</u>	<u>0.00</u>	<u>0.00</u>	* Source of Revenue
	60 Capital Projects Fund or Fund Group	<u>\$0.00</u>	<u>\$0.00</u>	<u>\$0.00</u>	<u>\$0.00</u>	<u>0.00</u>	Fund

Revenue Report

Printed: 10/3/2013 10:34 AM

PUTNAM COUNTY CUSD #535

Report as of: 9/30/2013

Working Cash Fund 70

Source of Revenue 1112 Bond and Interest Purposes Levy

Source of Revenue

Account	Description	M.T.D. Revenue	Y.T.D. Revenue	Revenue Budget	Budget Balance Revenue	% of Budget	State Account Number
Bond and Interest Purposes Levy							
70-111200-1	FIRST PRIOR YR WRKG CASH	21,643.23	53,504.16	56,875.00	3,370.84	94.07	70-1112
	1112 Bond and Interest Purposes Levy	<u>\$21,643.23</u>	<u>53,504.16</u>	<u>56,875.00</u>	<u>3,370.84</u>	<u>94.07</u>	* Source of Revenue
Interest On Investments							
70-151100-1	WC-INT	700.12	1,669.85	13,000.00	11,330.15	12.85	70-1511
	1511 Interest On Investments	<u>\$700.12</u>	<u>1,669.85</u>	<u>13,000.00</u>	<u>11,330.15</u>	<u>12.85</u>	* Source of Revenue
Sale Of Bonds							
70-721000-1	PRINCIPAL ON BONDS SOLD	0.00	0.00	0.00	0.00	0.00	70-7210
	7210 Sale Of Bonds	<u>\$0.00</u>	<u>0.00</u>	<u>0.00</u>	<u>0.00</u>	<u>0.00</u>	* Source of Revenue
	70 Working Cash Fund	<u><u>\$22,343.35</u></u>	<u><u>\$55,174.01</u></u>	<u><u>\$69,875.00</u></u>	<u><u>\$14,700.99</u></u>	<u><u>78.96</u></u>	Fund

79

Revenue Report

Printed: 10/3/2013 10:34 AM

PUTNAM COUNTY CUSD #535

Report as of: 9/30/2013

Tort Immunity and Judgment Fund 80

Source of Revenue 1112 Bond and Interest Purposes Levy

Source of Revenue

Account	Description	M.T.D. Revenue	Y.T.D. Revenue	Revenue Budget	Budget Balance Revenue	% of Budget	State Account Number
Bond and Interest Purposes Levy							
80-111200-1	FIRST PRIOR YEAR LEVY	73,171.47	180,884.07	191,783.00	10,898.93	94.32	80-1112
	1112 Bond and Interest Purposes Levy	<u>\$73,171.47</u>	<u>180,884.07</u>	<u>191,783.00</u>	<u>10,898.93</u>	<u>94.32</u>	* Source of Revenue
Corp Pers Prop Repl Tax							
80-123000-1	CORP PERS PROP REPLCMNT TAX	0.00	0.00	50,000.00	50,000.00	0.00	80-1230-1
	1230 Corp Pers Prop Repl Tax	<u>\$0.00</u>	<u>0.00</u>	<u>50,000.00</u>	<u>50,000.00</u>	<u>0.00</u>	* Source of Revenue
Interest On Investments							
80-151100-1	TORT-INTEREST	22.56	72.62	1,000.00	927.38	7.26	80-1511
	1511 Interest On Investments	<u>\$22.56</u>	<u>72.62</u>	<u>1,000.00</u>	<u>927.38</u>	<u>7.26</u>	* Source of Revenue
Refund-Prior Yr Expenditu							
80-195000-1	REFUND PRIOR YR EXP	0.00	0.00	0.00	0.00	0.00	80-1950
	1950 Refund-Prior Yr Expenditu	<u>\$0.00</u>	<u>0.00</u>	<u>0.00</u>	<u>0.00</u>	<u>0.00</u>	* Source of Revenue
Other Local Revenues							
80-199900-1	OTHER LOCAL REVENUE	0.00	0.00	0.00	0.00	0.00	80-1999
	1999 Other Local Revenues	<u>\$0.00</u>	<u>0.00</u>	<u>0.00</u>	<u>0.00</u>	<u>0.00</u>	* Source of Revenue
	80 Tort Immunity and Judgment Fund	<u>\$73,194.03</u>	<u>\$180,956.69</u>	<u>\$242,783.00</u>	<u>\$61,826.31</u>	<u>74.53</u>	Fund

Other Local Revenues

Revenue Report

Printed: 10/3/2013 10:34 AM

PUTNAM COUNTY CUSD #535

Report as of: 9/30/2013

Fire Prevention/Life Safety 90

Source of Revenue 1112 Bond and Interest Purposes Levy

Source of Revenue

Account	Description	M.T.D. Revenue	Y.T.D. Revenue	Revenue Budget	Budget Balance Revenue	% of Budget	State Account Number
---------	-------------	-------------------	-------------------	-------------------	------------------------------	----------------	----------------------

Bond and Interest Purposes Levy

90-111200-1	FIRST PRIOR YEAR LEVY L/	21,643.23	53,504.16	56,875.00	3,370.84	94.07	90-1112
	1112 Bond and Interest Purposes Levy	<u>\$21,643.23</u>	<u>53,504.16</u>	<u>56,875.00</u>	<u>3,370.84</u>	<u>94.07</u>	* Source of Revenue

Corp Pers Prop Repl Tax

90-123000-1	L/S CORP REPL TAX	0.00	0.00	0.00	0.00	0.00	90-1230
	1230 Corp Pers Prop Repl Tax	<u>\$0.00</u>	<u>0.00</u>	<u>0.00</u>	<u>0.00</u>	<u>0.00</u>	* Source of Revenue

Interest On Investments

90-151100-1	LS-INT ON INVESTMENTS	144.39	394.33	2,000.00	1,605.67	19.72	90-1511
	1511 Interest On Investments	<u>\$144.39</u>	<u>394.33</u>	<u>2,000.00</u>	<u>1,605.67</u>	<u>19.72</u>	* Source of Revenue

Other Local Revenues

90-199900-1	OTHER REVENUE	0.00	0.00	0.00	0.00	0.00	90-1999
	1999 Other Local Revenues	<u>\$0.00</u>	<u>0.00</u>	<u>0.00</u>	<u>0.00</u>	<u>0.00</u>	* Source of Revenue

Permanent Transfer of Working Cash Fund Interest

90-712000-1	TRANSFER FROM W/C	0.00	0.00	0.00	0.00	0.00	90-7120
	7120 Permanent Transfer of Working Cash Fund Interest	<u>\$0.00</u>	<u>0.00</u>	<u>0.00</u>	<u>0.00</u>	<u>0.00</u>	* Source of Revenue

Sale Of Bonds

90-721000-1	SALE OF BONDS	0.00	0.00	0.00	0.00	0.00	90-7210
	7210 Sale Of Bonds	<u>\$0.00</u>	<u>0.00</u>	<u>0.00</u>	<u>0.00</u>	<u>0.00</u>	* Source of Revenue

90 Fire Prevention/Life Safety

		<u>\$21,787.62</u>	<u>\$53,898.49</u>	<u>\$58,875.00</u>	<u>\$4,976.51</u>	<u>91.55</u>	Fund
--	--	--------------------	--------------------	--------------------	-------------------	--------------	------

Report Total: \$1,809,461.23 \$5,384,705.56 \$10,251,642.84 4,866,937.28 52.53

Balance Sheet (by fund)

Printed: 10/3/2013 10:19 AM
 PUTNAM COUNTY CUSD #535

Account Number	Account Description	Balance Forward	Current Month	Current Balance
Fund: 10				
AP-Accrual-10	AP-Accrual for Fund 10	0.00	0.00	0.00
	Total	\$0.00	\$0.00	\$0.00
10-110-1	CASH IN BANKS	43,858.27	0.00	43,858.27
10-185-1	LONG TERM INVESTMENTS	0.00	0.00	0.00
10-111-1	IMPREST FUND	12,800.00	0.00	12,800.00
10-121-1	REGULAR INVESTMENT ED	6,076,569.77	0.00	6,076,569.77
10-131	PAYROLL CASH	0.00	0.00	0.00
10-199-1	EMPLOYEE COMPUTERS	(525.29)	0.00	(525.29)
10-122-1	FARNSWORTH INVESTMENT	0.00	0.00	0.00
	Total	\$6,132,702.75	\$0.00	\$6,132,702.75
10-457-1	Delete This Account	0.00	0.00	0.00
10-498-1	TEACHER RET 2.2	0.00	0.00	0.00
10-497-1	SUPPORT PERS. DUES	0.00	0.00	0.00
10-496-1	LOHMANS CAFE. PLAN	(7,558.62)	0.00	(7,558.62)
10-495-1	LIFE INS PAYABLE	0.00	0.00	0.00
10-493-1	MEDICARE INS. PAYABLE	0.00	0.00	0.00
10-490-1	Delete This Account	0.00	0.00	0.00
10-481-1	TEACHER RET. PAYABLE	0.00	97,446.35	97,446.35
10-460-1	DISABILITY INS. PAYABLE	0.00	0.00	0.00
10-458-1	Delete This Account	0.00	0.00	0.00
10-456-1	Delete This Account	0.00	0.00	0.00
10-455-1	Delete This Account	0.00	0.00	0.00
10-459-1	Delete This Account	0.00	0.00	0.00
10-454-1	Delete This Account	0.00	0.00	0.00
10-452-1	Delete This Account	0.00	0.00	0.00
10-411-1	LOAN TO LIFE SAFETY	0.00	0.00	0.00
10-431-1	ACCOUNTS PAYABLE	510.00	(97,446.35)	(96,936.35)
10-434-1	LOANS FROM WKG CASH FND	0.00	0.00	0.00
10-453-1	Delete This Account	0.00	0.00	0.00
	Total	(\$7,048.62)	\$0.00	(\$7,048.62)
10-706-1	NET PROFIT/LOSS	(2,339,915.73)	0.00	(2,339,915.73)
10-730-1	FUND BALANCE	(3,785,738.40)	0.00	(3,785,738.40)
	Total	(\$6,125,654.13)	\$0.00	(\$6,125,654.13)
	Total	\$0.00	\$0.00	\$0.00

Balance Sheet (by fund)

Printed: 10/3/2013 10:19 AM
 PUTNAM COUNTY CUSD #535

Account Number	Account Description	Balance Forward	Current Month	Current Balance
Fund: 20				
AP-Accrual-20	AP-Accrual for Fund 20	0.00	0.00	0.00
	Total	\$0.00	\$0.00	\$0.00
20-185-1	LONG TERM INVESTMENTS	0.00	0.00	0.00
20-184-1	LAND FUND INVESTMENT	0.00	0.00	0.00
20-183-1	TREE FUND INVESTMENTS	3,594.64	0.00	3,594.64
20-131	PAYROLL CASH	0.00	0.00	0.00
20-110-1	CASH IN BANKS	119,070.70	0.00	119,070.70
20-121-1	REGULAR INVESTMENT O/M	2,190,450.19	0.00	2,190,450.19
	Total	\$2,313,115.53	\$0.00	\$2,313,115.53
20-454-1	Delete This Account	0.00	0.00	0.00
20-456-1	Delete This Account	0.00	0.00	0.00
20-457-1	Delete This Account	0.00	0.00	0.00
20-458-1	Delete This Account	(24.54)	0.00	(24.54)
20-459-1	Delete This Account	0.00	0.00	0.00
20-497-1	SUPPORT PERS. DUES	0.00	0.00	0.00
20-453-1	Delete This Account	0.00	0.00	0.00
20-481-1	ANNUITIES PAYABLE	0.00	4,492.41	4,492.41
20-451	Delete This Account	0.00	0.00	0.00
20-431-1	ACCOUNTS PAYABLE	0.00	(4,492.41)	(4,492.41)
20-452-1	Delete This Account	0.00	0.00	0.00
	Total	(\$24.54)	\$0.00	(\$24.54)
20-730-1	FUND BALANCE	(2,061,099.32)	0.00	(2,061,099.32)
20-706-1	NET PROFIT/LOSS	(251,991.67)	0.00	(251,991.67)
	Total	(\$2,313,090.99)	\$0.00	(\$2,313,090.99)
	Total	\$0.00	\$0.00	\$0.00

Balance Sheet (by fund)

Printed: 10/3/2013 10:19 AM
 PUTNAM COUNTY CUSD #535

Account Number	Account Description	Balance Forward	Current Month	Current Balance
Fund: 30				
AP-Accrual-30	AP-Accrual for Fund 30	0.00	0.00	0.00
	Total	\$0.00	\$0.00	\$0.00
30-185-1	LONG TERM INVESTMENTS	0.00	0.00	0.00
30-110-1	CASH IN BANKS	0.00	0.00	0.00
30-121-1	REGULAR INVESTMENT B/I	0.00	0.00	0.00
	Total	\$0.00	\$0.00	\$0.00
30-431-1	ACCOUNTS PAYABLE	0.00	0.00	0.00
	Total	\$0.00	\$0.00	\$0.00
30-730-1	FUND BALANCE	0.00	0.00	0.00
30-706-1	NET PROFIT/LOSS	0.00	0.00	0.00
	Total	\$0.00	\$0.00	\$0.00
	Total	\$0.00	\$0.00	\$0.00

Balance Sheet (by fund)

Printed: 10/3/2013 10:19 AM
PUTNAM COUNTY CUSD #535

Account Number	Account Description	Balance Forward	Current Month	Current Balance
Fund: 40				
AP-Accrual-40	AP-Accrual for Fund 40	0.00	0.00	0.00
	Total	\$0.00	\$0.00	\$0.00
40-110-1	CASH IN BANKS	3,599.08	0.00	3,599.08
40-121-1	REGULAR INVESTMENT TRANS	520,953.42	0.00	520,953.42
40-131	PAYROLL CASH	0.00	0.00	0.00
40-185-1	LONG TERM INVESTMENTS	0.00	0.00	0.00
	Total	\$524,552.50	\$0.00	\$524,552.50
40-453-1	Delete This Account	0.00	0.00	0.00
40-411-1	LOANS FROM W/C	0.00	0.00	0.00
40-452-1	Delete This Account	0.00	0.00	0.00
40-454-1	Delete This Account	0.00	0.00	0.00
40-456-1	Delete This Account	0.00	0.00	0.00
40-457-1	Delete This Account	0.00	0.00	0.00
40-481-1	EMPLOYEE INCENTIVE	0.00	170.09	170.09
40-451-1	Delete This Account	(0.33)	0.00	(0.33)
40-431-1	ACCOUNTS PAYABLE	0.00	(170.09)	(170.09)
	Total	(\$0.33)	\$0.00	(\$0.33)
40-706-1	NET PROFIT/LOSS	(219,768.90)	0.00	(219,768.90)
40-730-1	FUND BALANCE	(304,783.27)	0.00	(304,783.27)
	Total	(\$524,552.17)	\$0.00	(\$524,552.17)
	Total	\$0.00	\$0.00	\$0.00

Balance Sheet (by fund)

Printed: 10/3/2013 10:19 AM
 PUTNAM COUNTY CUSD #535

Account Number	Account Description	Balance Forward	Current Month	Current Balance
Fund: 50				
AP-Accrual-50	AP-Accrual for Fund 50	0.00	0.00	0.00
	Total	\$0.00	\$0.00	\$0.00
50-110-1	CASH IN BANKS	75,000.00	0.00	75,000.00
50-121-1	REGULAR INVESTMENT IMRF	288,770.40	0.00	288,770.40
50-185-1	IMRF-LONG TERM INVESTMEN	0.00	0.00	0.00
	Total	\$363,770.40	\$0.00	\$363,770.40
50-481-1	MEDICARE EMPLOYEE (10)	0.00	10,359.86	10,359.86
50-492-1	MEDICARE INS PAYABLE	0.00	0.00	0.00
50-457-1	Delete This Account	0.00	0.00	0.00
50-454-1	Delete This Account	0.00	0.00	0.00
50-431-1	ACCOUNTS PAYABLE	0.00	(10,359.86)	(10,359.86)
50-493-1	MEDICARE BOARD SHARE	0.00	0.00	0.00
	Total	\$0.00	\$0.00	\$0.00
50-730-1	FUND BALANCE	(238,899.11)	0.00	(238,899.11)
50-706-1	NET PROFIT/LOSS	(124,871.29)	0.00	(124,871.29)
	Total	(\$363,770.40)	\$0.00	(\$363,770.40)
	Total	\$0.00	\$0.00	\$0.00

Balance Sheet (by fund)

Printed: 10/3/2013 10:19 AM
 PUTNAM COUNTY CUSD #535

Account Number	Account Description	Balance Forward	Current Month	Current Balance
Fund: 60				
AP-Accrual-60	AP-Accrual for Fund 60	0.00	0.00	0.00
	Total	\$0.00	\$0.00	\$0.00
60-185-1	LONG TERM INVEST C/P	0.00	0.00	0.00
60-121-1	REG INVESTMENTS-CAP PROJ	0.00	0.00	0.00
60-110-1	CASH IN BANK-CAP PROJ	0.00	0.00	0.00
	Total	\$0.00	\$0.00	\$0.00
60-411-1	LOAN FROM W/C	0.00	0.00	0.00
60-431-1	A/P CAP PROJECTS	0.00	0.00	0.00
	Total	\$0.00	\$0.00	\$0.00
60-730-1	FUND BALANCE	0.00	0.00	0.00
60-706-1	NET PROFIT/LOSS	0.00	0.00	0.00
	Total	\$0.00	\$0.00	\$0.00
	Total	\$0.00	\$0.00	\$0.00

Balance Sheet (by fund)

Printed: 10/3/2013 10:19 AM
 PUTNAM COUNTY CUSD #535

Account Number	Account Description	Balance Forward	Current Month	Current Balance
Fund: 70				
AP-Accrual-70	AP-Accrual for Fund 70	0.00	0.00	0.00
	Total	\$0.00	\$0.00	\$0.00
70-121-1	REGULAR INVESTMENT WC	822,368.79	0.00	822,368.79
70-185-1	INVESTMENT LONG TERM WC	1,252,163.61	0.00	1,252,163.61
70-141-1	W/C INTERFUND LOANS	0.00	0.00	0.00
70-110-1	CASH IN BANKS	(13,983.08)	0.00	(13,983.08)
	Total	\$2,060,549.32	\$0.00	\$2,060,549.32
70-431-1	ACCOUNTS PAYABLE	0.00	0.00	0.00
70-411-1	LOANS TO LIFE SAFETY	0.00	0.00	0.00
	Total	\$0.00	\$0.00	\$0.00
70-730-1	FUND BALANCE	(2,005,375.31)	0.00	(2,005,375.31)
70-706-1	NET PROFIT/LOSS	(55,174.01)	0.00	(55,174.01)
	Total	(\$2,060,549.32)	\$0.00	(\$2,060,549.32)
	Total	\$0.00	\$0.00	\$0.00

Balance Sheet (by fund)

Printed: 10/3/2013 10:19 AM
 PUTNAM COUNTY CUSD #535

Account Number	Account Description	Balance Forward	Current Month	Current Balance
Fund: 80				
AP-Accrual-80	AP-Accrual for Fund 80	0.00	0.00	0.00
	Total	\$0.00	\$0.00	\$0.00
80-131	PAYROLL CASH	0.00	0.00	0.00
80-121-1	TORT-REG INVESTMENT	109,459.74	0.00	109,459.74
80-110-1	TORT-CASH IN BANKS	3,546.00	0.00	3,546.00
	Total	\$113,005.74	\$0.00	\$113,005.74
80-481	NON-CERT DUES	0.00	142.92	142.92
80-431-1	ACCOUNTS PAYABLE	0.00	(142.92)	(142.92)
	Total	\$0.00	\$0.00	\$0.00
80-730-1	FUND BALANCE	(69,704.68)	0.00	(69,704.68)
80-706-1	NET PROFIT/LOSS	(43,301.06)	0.00	(43,301.06)
	Total	(\$113,005.74)	\$0.00	(\$113,005.74)
	Total	\$0.00	\$0.00	\$0.00

Balance Sheet (by fund)

Printed: 10/3/2013 10:19 AM
 PUTNAM COUNTY CUSD #535

Account Number	Account Description	Balance Forward	Current Month	Current Balance
Fund: 90				
AP-Accrual-90	AP-Accrual for Fund 90	0.00	0.00	0.00
	Total	\$0.00	\$0.00	\$0.00
90-185-1	LONG TERM L/S	0.00	0.00	0.00
90-121-1	REGULAR INVESTMENT L/S	498,003.79	0.00	498,003.79
90-110-1	CASH IN BANK-LIFE SAFETY	(120,000.00)	0.00	(120,000.00)
	Total	\$378,003.79	\$0.00	\$378,003.79
90-411-1	LOAN DUE TO EDUCATION	0.00	0.00	0.00
90-481-1	IL WITHHOLDING TAX PAY	0.00	0.00	0.00
90-457-1	Delete This Account	0.00	0.00	0.00
90-452-1	Delete This Account	0.00	0.00	0.00
90-412-1	LOAN DUE TO WORKING CASH	0.00	0.00	0.00
90-431-1	ACCOUNTS PAYABLE	0.00	0.00	0.00
	Total	\$0.00	\$0.00	\$0.00
90-706-1	NET PROFIT/LOSS	(53,898.49)	0.00	(53,898.49)
90-730-1	FUND BALANCE	(324,105.30)	0.00	(324,105.30)
	Total	(\$378,003.79)	\$0.00	(\$378,003.79)
	Total	\$0.00	\$0.00	\$0.00

Fund Balance Report

Printed: 10/3/2013 10:21 AM

PUTNAM COUNTY CUSD #535

Fund	Description	Month to Date		Year to Date		YTD Change	Fund Balance	
		Expense	Income	Expense	Income		Start of Year	Current
10	Education Fund	0.00	0.00	1,722,598.94	4,062,514.67	2,339,915.73	3,785,738.40	6,125,654.13
20	Oper, Build, & Maint Fund	0.00	0.00	286,257.35	538,249.02	251,991.67	2,061,099.32	2,313,090.99
40	Transportation Fund	0.00	0.00	79,472.84	299,241.74	219,768.90	304,783.27	524,552.17
50	I.M.R.F./Soc. Sec. Fund	0.00	0.00	69,799.65	194,670.94	124,871.29	238,899.11	363,770.40
70	Working Cash Fund	0.00	0.00	0.00	55,174.01	55,174.01	2,005,375.31	2,060,549.32
80	Tort Immunity and Judgment Fund	0.00	0.00	137,655.63	180,956.69	43,301.06	69,704.68	113,005.74
90	Fire Prevention/Life Safety	0.00	0.00	0.00	53,898.49	53,898.49	324,105.30	378,003.79
		<u>\$0.00</u>	<u>\$0.00</u>	<u>\$2,295,784.41</u>	<u>\$5,384,705.56</u>	<u>\$3,088,921.15</u>	<u>\$8,789,705.39</u>	<u>\$11,878,626.54</u>

91

SUPERINTENDENT IMPREST
SEPT 2013

BANK BALANCE	1671.50
REPLENISHMENT REQUEST	<u>328.50</u>
BANK BALANCE	2000.00

2897	10-2310-640-3	IL State Police-fingerprinting	109.50
2898	10-2310-640-3	IL State Police-Fingerprinting	146.00
2899	10-2310-640-3	IL State Police-fingerprinting	<u>73.00</u>

TOTAL	328.50
-------	--------

Putnam County Junior High School
Imprest Fund
September, 2013
Account #010-146

Beginning Balance	\$ 1,690.18
Replenishment Request	<u>1,109.82</u>
Attain Maximum Balance	\$ 2,800.00
Less Expenditures	\$ 1,876.69
Plus voided ck#5175	<u>80.00</u>
Balance	\$ 1,003.31
Replenishment Request	<u>1,796.69</u>
Attain Maximum Balance	\$ 2,800.00

<u>Check</u>	<u>Date</u>	<u>To Whom</u>	<u>Account #</u>	<u>Reason</u>	<u>Amount</u>
5196	09/04	Jay Gerber	10-1501-319-3	athletic officials	50.00
5197	09/04	Joel Gerdovich	10-1501-319-3	athletic officials	50.00
5198	09/05	Hy Vee	10-1112-410-3	Open House	112.74
5199	09/05	Keith Dickenson	10-1501-319-3	athletic officials	80.00
5200	09/05	Ed Derix	10-1501-319-3	athletic officials	80.00
5201	09/05	Tim Feagan	10-1501-319-3	athletic officials	50.00
5202	09/05	Joel Gerdovich	10-1501-319-3	athletic officials	50.00
5203	09/06	Tim Feagan	10-1501-319-3	athletic official	50.00
5204	09/06	Rich Fulkerson	10-1501-319-3	athletic official	50.00
5205	VOID				
5206	VOID				
5207	09/06	Todd Ryan	10-1501-319-3	athletic official	50.00
5208	09/06	Tom Leffelman	10-1501-319-3	athletic official	50.00
5209	09/09	El Paso Gridley	10-1501-640-3	LTC dues	200.00
5210	09/09	Todd Ryan	10-1501-319-3	athletic official	50.00
5211	09/09	Tim Feagan	10-1501-319-3	athletic official	50.00
5212	VOID				
5213	VOID				
5214	09/12	IJAS	10-1112-410-3	science fair fee	75.00
5215	09/12	Holy Family	10-1501-640-3	Girls Basketball tourney	45.00
5216	09/12	Morton Jr. High	10-1501-640-3	Boys Basketball Tourney	50.00
5217	09/13	Keith Deckenson	10-1501-319-3	athletic official	100.00
5218	09/13	Ed Derix	10-1501-319-3	athletic official	100.00
5219	09/16	Keith Dickenson	10-1501-319-3	athletic official	50.00
5220	09/16	Ed Derix	10-1501-319-3	athletic official	50.00
5221	09/16	Joel Gerdovich	10-1501-319-3	athletic official	50.00
5222	09/16	Tim Feagan	10-1501-319-3	athletic official	50.00
5223	09/20	ILMEA	10-1115-640-1	music dues	10.00
5224	09/20	U. S. postmaster	10-2410-341-1	postage	16.95
5225	09/20	CEC	10-1501-319-3	regional BB official	50.00
5226	09/23	CEC	10-1501-319-3	regional BB official	50.00
5227	09/24	ISLMA	Thompson registration fee		207.00
					1,1876.69
					80.00
					1,796.69

 Carl Carlson, Principal

 Sandra A. Troglia, Secretary

Putnam County Junior High School
 PCJH Cheerleading
 September , 2013
 Account #138-258

Beginning Balance	\$ 2,124.75
Transfers In	<u>00.00</u>
Subtotal	2,124.75
Less Expenditures	<u>651.72</u>
Balance	1,473.03

<u>Check#</u>	<u>Date</u>	<u>To Whom</u>	<u>Reason</u>	<u>Amount</u>
284	09/10	Samantha Casey	uniforms	\$ 172.00
285	09/23	Samantha Casey	uniforms	329.72
286	09/26	Samantha Casey	uniforms	150.00

Carl Carlson, Principal

Sandra A. Troglia, Secretary

Putnam County Junior High School
 PCJH Girls Athletic Fund
 September, 2013
 Account #010-707

Beginning Balance	\$ 5,765.46
Transfers In	<u>2,670.00</u>
Subtotal	8,435.46
Less Expenditures	<u>2,430.22</u>
Balance	6,005.24

<u>Check #</u>	<u>Date</u>	<u>To Whom</u>	<u>Reason</u>	<u>Amount</u>
561	09/04	N/C Mastercard	athletic supplies	\$ 168.41
562	09/04	The Music Shoppe	sound system	316.81
563	09/05	Ed Derix	athletic official	270.00
564	09/05	Keith Dickenson	athletic official	270.00
565	09/05	Rich Fulkerson	athletic official	225.00
566	09/05		athletic official	225.00
567	09/18	Clover Club	wings basketball	72.00
568	09/26	The Cubbyhole	state shirts	679.00
569	VOID			
570	09/27	Chiddix Jr. High	admission	204.00

 Carl Carlson, Principal

 Sandra A. Troglia, Secretary

Putnam County Junior High School
Puma Crew
September, 2013
Account #010-561

Beginning Balance	\$ 1,935.91
Transfers In	<u>00.00</u>
Subtotal	1935.91
Less Expenditures	<u>00.00</u>
Balance	\$1,935.91

<u>To Whom</u>	<u>Reason</u>	<u>Amount</u>
----------------	---------------	---------------

Carl Carlson, Principal

Brooke Byers Advisor

Putnam County Junior High School
 PCJH Staff Soda
 September, 2013
 Account #010-650

Beginning Balance	\$ 1,649.98
Transfers In	<u>2,384.32</u>
Subtotal	4,034.30
Less Expenditures	<u>1,051.71</u>
Balance	2,982.59

<u>Check #</u>	<u>Date</u>	<u>To Whom</u>	<u>Reason</u>	<u>Amount</u>
1262	09/05	Walmart	open house	\$ 219.00
1263	09/13	Creative Apparel	t-shirts	663.37
1264	09/17	Water Pros	water	20.31
1265	09/19	Hobby Lobby	special ed supplies	31.30
1266	09/19	Walmart	special ed supplies	117.73

 Carl Carlson, Principal

 Sandra A. Troglia, Secretary

Putnam County Junior High School
 Student Council
 September, 2013
 Account #138-096

Beginning Balance	\$ 1071.84
Transfers In	<u>00.00</u>
Subtotal	\$ 1071.84
Less Expenditures	<u>25.83</u>
Balance	\$ 1046.01

<u>Check #</u>	<u>Date</u>	<u>To Whom</u>	<u>Reason</u>	<u>Amount</u>
<i>OUTSTANDING CHECKS as of 10-8-13</i>				
904	5/29	Aasha Fund	Walk a Thon fundraiser	\$24.87
905	5/29	Relay for Life	Walk a Thon fundraiser	\$24.87
906	5/29	Alzheimers Found.	Walk a Thon fundraiser	\$24.87
907	5/29	Freedom House	Walk a Thon fundraiser	\$24.87
908	5/29	Special Olympics	Walk a Thon fundraiser	\$24.87
910	5/29	IVAR	Walk a Thon fundraiser	\$24.87
911	5/29	Amer. Heart Assoc.	Walk a Thon fundraiser	\$24.87
914	6/25	Positive Prom.	Student Council pins	\$25.83

Carl Carlson, Principal

Amy Carboni, Sponsor

Putnam County Junior High School
PCJH Activity Fund
September, 2013

<u>Account name & #</u>	<u>Beginning Bal</u>	<u>Transfer In</u>	<u>Transfer Out</u>	<u>Ending Bal.</u>
PCJH Cheerleading 138-258	\$ 2,124.75	00.00	651.72	\$ 1,473.03
PCJH Girls Athletic 010-707	5,765.46	2,670.00	2,430.22	6,005.24
PCJH Puma Crew 010-561	1,935.91	00.00	00.00	1,935.91
Staff Soda 010-650	1,649.98	2,384.32	1,051.71	2,982.59
PCJH Student Council 138-096	1,071.84	00.00	25.83	1,046.01

Carl Carlson, Principal

Sandra A. Troglia, Secretary

Putnam County Comm. Unit School Dist. #535

Treasurers Report September 30, 2013

PAGE 1 OF 2	EDUCATION	O/M	TRANSPORT	IMRF	C/P	W/C	TORT	L/S	TOTALS
Cash/Invest. Begin Month	\$5,498,452.46	\$2,170,441.87	\$480,076.69	\$310,282.61	\$0.00	\$2,038,205.97	\$57,287.85	\$356,216.17	\$10,910,963.62
Receipts	\$1,308,882.75	\$217,486.29	\$87,024.81	\$78,742.38	\$0.00	\$22,343.35	\$73,194.03	\$21,787.62	\$1,809,461.23
Disbursements	\$681,681.08	\$74,837.17	\$42,549.33	\$25,254.59	\$0.00	\$0.00	\$17,476.14	\$0.00	\$841,798.31
Cash/Invest. End Month	\$6,125,654.13	\$2,313,090.99	\$524,552.17	\$363,770.40	\$0.00	\$2,060,549.32	\$113,005.74	\$378,003.79	\$11,878,626.54
CASH IN BANKS									
Granville National Bank	\$21,070.95	\$0.00	\$0.00	\$0.00	\$0.00	\$0.00	\$0.00	\$0.00	\$21,070.95
First State Bank	\$12,396.92	\$83,136.04	\$3,599.08	\$75,000.00	\$0.00	(\$13,983.08)	\$3,546.00	(\$120,000.00)	\$43,694.96
North Central Bank	\$10,390.40	\$35,934.66	\$0.00	\$0.00	\$0.00	\$0.00	\$0.00	\$0.00	\$46,325.06
Total Cash in Banks	\$43,858.27	\$119,070.70	\$3,599.08	\$75,000.00	\$0.00	(\$13,983.08)	\$3,546.00	(\$120,000.00)	\$111,090.97
MONEY MARKET ACCTS.									
Granville National Bank	\$357,452.59	\$60,141.17	\$12,934.59	\$0.00	\$0.00	\$0.00	\$3,653.99	\$0.00	\$434,182.34
Rate 0.15%									
First State Bank	\$1,422,224.30	\$250,970.89	\$120,012.62	\$178,527.12	\$0.00	\$110,295.92	\$69,080.99	\$290,022.95	\$2,441,134.79
Rate 0.30%									
North Central Bank	\$4,044,733.77	\$1,879,338.13	\$388,006.21	\$110,243.28	\$0.00	\$712,072.87	\$36,724.76	\$207,980.84	\$7,379,099.86
Rate 0.30%									
Eureka Savings	\$251,074.50								\$251,074.50
Rate 0.45%									
Peru Federal Savings	\$0.00								\$0.00
Rate 0.00%									
USBank	\$1,084.61								\$1,084.61
Total Money Market Accts.	\$6,076,569.77	\$2,190,450.19	\$520,953.42	\$288,770.40	\$0.00	\$822,368.79	\$109,459.74	\$498,003.79	\$10,506,576.10

Putnam County Comm. Unit School Dist. #535

Treasurers Report September 30, 2013

PAGE 2 OF 2	EDUCATION	O/M	TRANSPORT	IMRF	C/P	W/C	TORT	L/S	TOTALS
C/D INVESTMENTS									
Granville National Bank									
									\$0.00
									\$0.00
									\$0.00
									\$0.00
									\$0.00
First State Bank									
29164 05/13/14 0.48%						\$711,806.65			\$711,806.65
30451 11/17/13 0.53%						\$206,708.97			\$206,708.97
31083 02/27/14 0.45%						\$333,647.99			\$333,647.99
									\$0.00
									\$0.00
North Central Bank									
									\$0.00
101									\$0.00
									\$0.00
									\$0.00
									\$0.00
Auditor Adjustments									
Tree Fund		\$3,594.64							\$3,594.64
Assets	\$12,274.71								\$12,274.71
Adjustments									\$0.00
Liabilities	(\$7,048.62)	(\$24.54)	(\$0.33)						(\$7,073.49)
TOTAL CASH & INVESTMEN	\$6,125,654.13	\$2,313,090.99	\$524,552.17	\$363,770.40	\$0.00	\$2,060,549.32	\$113,005.74	\$378,003.79	\$11,878,626.54

CERTIFIED CORRECT

Alex F. Rolando

09/30/13

Putnam County High School

October Principal Report

I am happy with the start of the school year. Our first nine weeks is over October, 18. Our girls golf team won the IHSA Regional for the first time in our school history. Congratulations to the girls and Coach Cuicci!! Our girls volleyball team is having a great season as it has 20 wins against only

2 losses. They will be playing in the Hall regional the week of the 21st. The fall play, "Testing Testing" under the direction of Tom Bailey will be Friday and Saturday, October, 25th and 26th. Sounds very good. The FFA will be traveling to Louisville, Kentucky, October, 29 thru November, 2nd. Laurie Glenn and John Heiser will be accompanying 8 boys and 8 girls. Thank you Laurie!!

I have added our Star Math and Star Reading results done the middle of September. One result is our graphing that shows the results of our fall testing and the other is the results by class. You can see how each class has done throughout their freshman, sophomore, junior and senior year. There has been improvement, decline, and no change throughout testing. We share the results with the faculty and make adjustments where needed. If you have questions feel free to give me a call.

There was a situation that came to my attention about a banner that was to be put at the baseball field honoring the team and also putting sponsors names that donated \$250.00 or more to the baseball team. Tina Kasperski approached me on this. Her and a couple ladies went out a day and approached businesses/people during our state tournament run. Mr. McCracken and myself knew nothing of this. Mr. Garcia approved this and turned that money into Amy Jessen after the season. I knew nothing about this so I called Dave and he informed me of this. I feel we need to honor the banner because it was told to the people who donated money. I am talking to Frank Boggio about constructing this banner. Any questions let me know, thanks.


School: Putnam Co Senior High School

Reporting Period: 9/1/2013 - 9/15/2013
(Fall)

Report Options

Reporting Parameter Group: All Demographics [Default]

Grade: 9



Students

Categories / Levels	Benchmark		Students	
	Scaled Score	Percentile Rank	Number	Percent
At/Above Benchmark				
At/Above Benchmark	At/Above 775 SS	At/Above 40 PR	50	74%
Category Total			50	74%
Below Benchmark				
On Watch	Below 775 SS	Below 40 PR	7	10%
Intervention	Below 720 SS	Below 25 PR	7	10%
Urgent Intervention	Below 641 SS	Below 10 PR	4	6%
Category Total			18	26%
Students Tested			68	

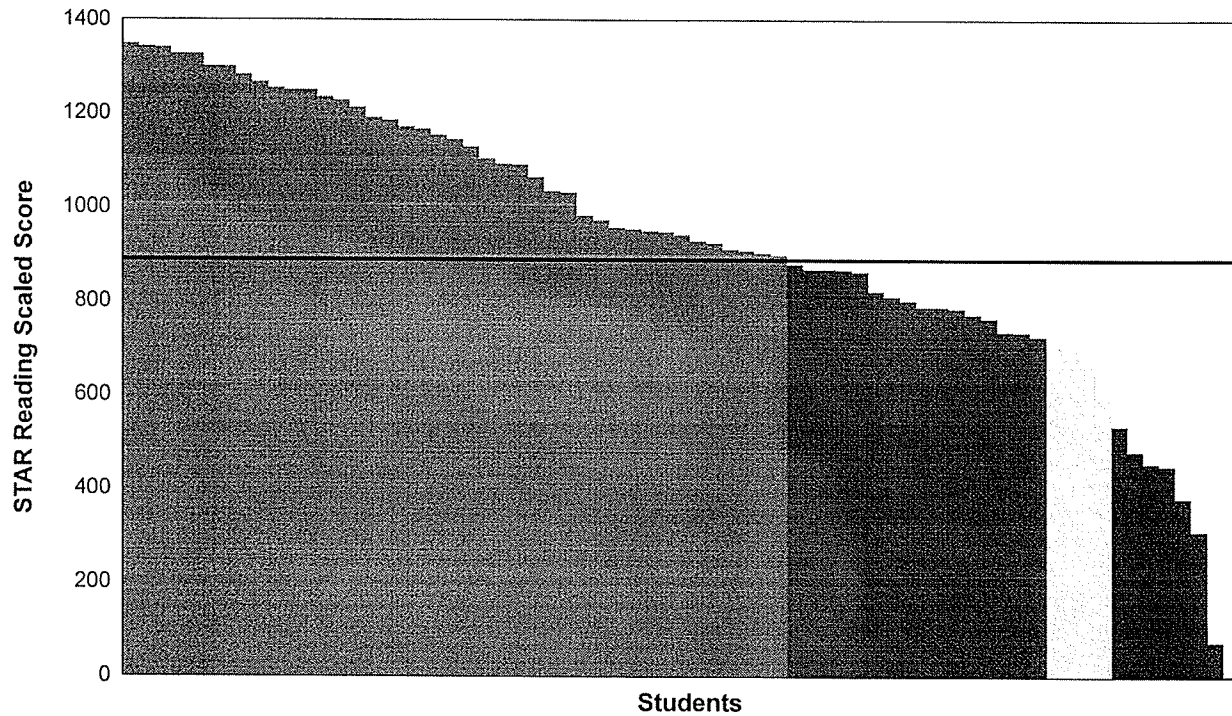
Key questions to ask based on this and other information: Are you satisfied with the number of students at the highest level of performance? Next, consider the level or score that indicates proficiency. Which students just above proficiency are you "worried about" and what support within or beyond core instruction is warranted? What support is needed for students just below? Do all students represented by your lowest level need urgent intervention?

School: Putnam Co Senior High School

Reporting Period: 9/1/2013 - 9/15/2013
(Fall)

Report Options
Reporting Parameter Group: All Demographics [Default]

Grade: 9



Categories / Levels	Benchmark		Students	
	Scaled Score	Percentile Rank	Number	Percent
At/Above Benchmark				
At/Above Benchmark	At/Above 888 SS	At/Above 40 PR	41	60%
Category Total			41	60%
Below Benchmark				
On Watch	Below 888 SS	Below 40 PR	16	24%
Intervention	Below 715 SS	Below 25 PR	4	6%
Urgent Intervention	Below 551 SS	Below 10 PR	7	10%
Category Total			27	40%
Students Tested			68	

Key questions to ask based on this and other information: Are you satisfied with the number of students at the highest level of performance? Next, consider the level or score that indicates proficiency. Which students just above proficiency are you "worried about" and what support within or beyond core instruction is warranted? What support is needed for students just below? Do all students represented by your lowest level need urgent intervention?

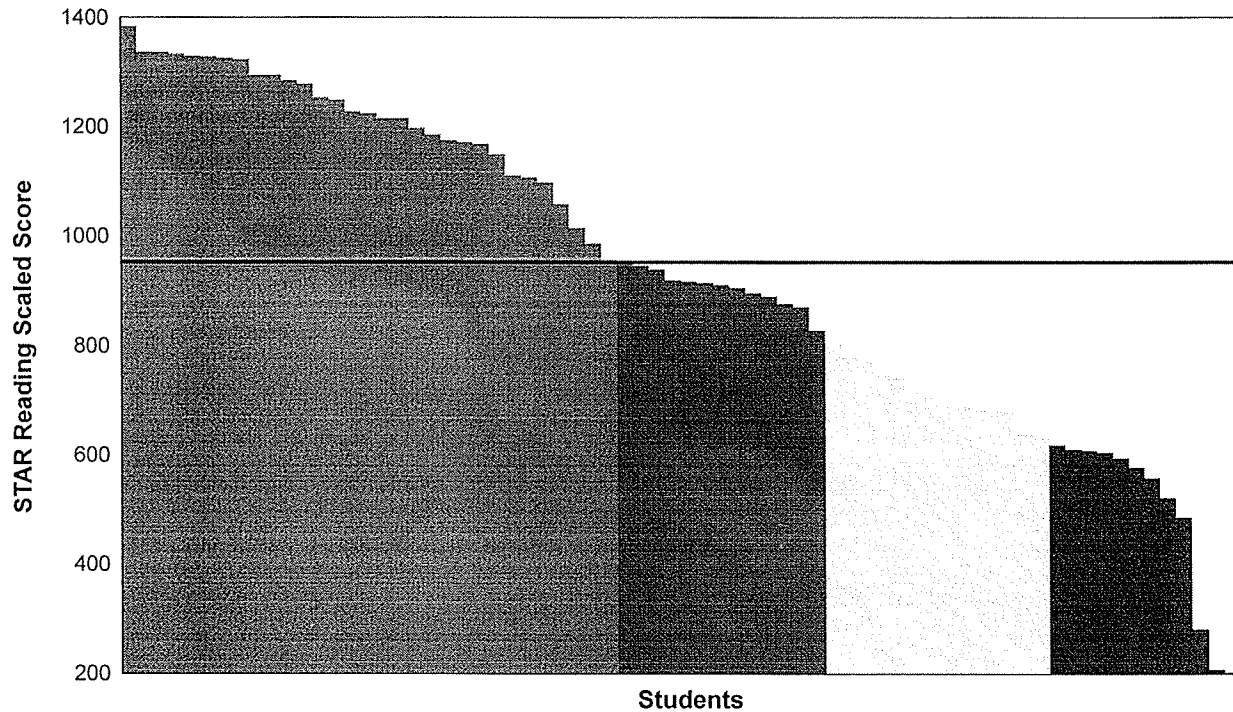
School: Putnam Co Senior High School

Reporting Period: 9/1/2013 - 9/15/2013
(Fall)

Report Options

Reporting Parameter Group: All Demographics [Default]

Grade: 10



Categories / Levels	Benchmark		Students	
	Scaled Score	Percentile Rank	Number	Percent
At/Above Benchmark				
At/Above Benchmark	At/Above 952 SS	At/Above 40 PR	31	45%
Category Total			31	45%
Below Benchmark				
On Watch	Below 952 SS	Below 40 PR	13	19%
Intervention	Below 822 SS	Below 25 PR	14	20%
Urgent Intervention	Below 622 SS	Below 10 PR	11	16%
Category Total			38	55%
Students Tested			69	

Key questions to ask based on this and other information: Are you satisfied with the number of students at the highest level of performance? Next, consider the level or score that indicates proficiency. Which students just above proficiency are you "worried about" and what support within or beyond core instruction is warranted? What support is needed for students just below? Do all students represented by your lowest level need urgent intervention?

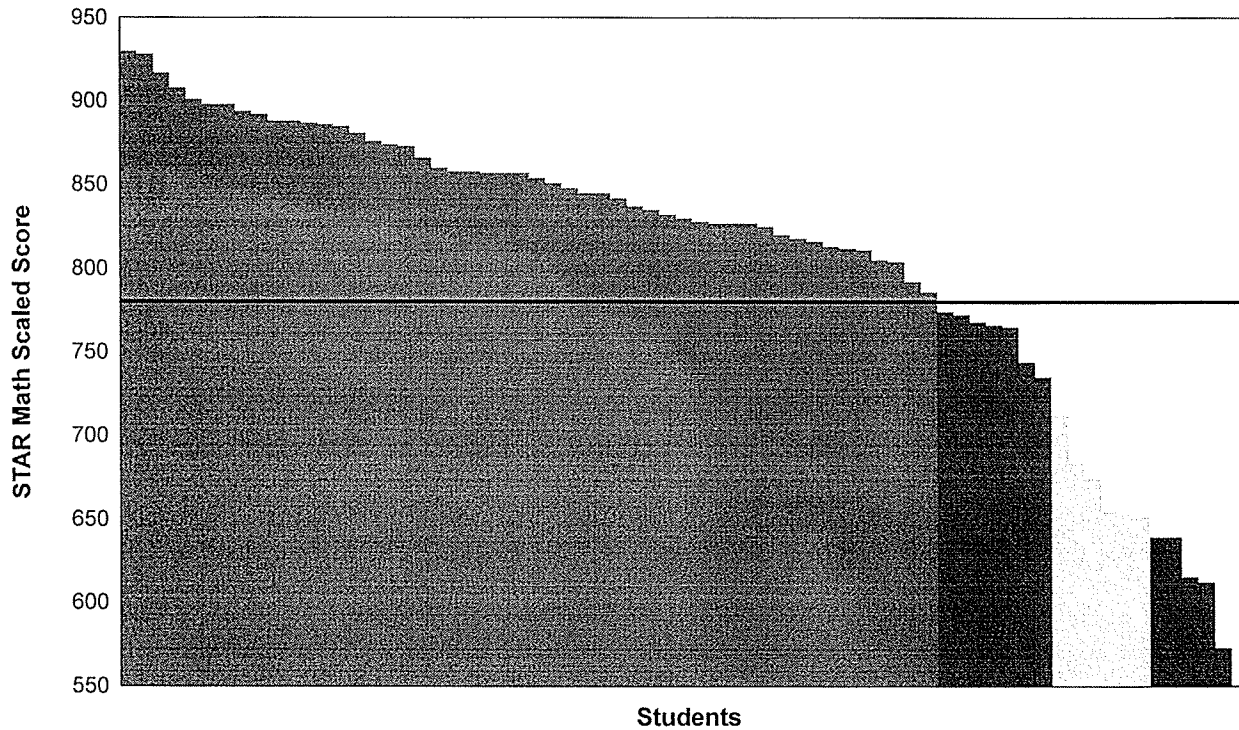
School: Putnam Co Senior High School

Reporting Period: 9/1/2013 - 9/15/2013
(Fall)

Report Options

Reporting Parameter Group: All Demographics [Default]

Grade: 10



Categories / Levels	Benchmark		Students	
	Scaled Score	Percentile Rank	Number	Percent
At/Above Benchmark				
■ At/Above Benchmark	At/Above 780 SS	At/Above 40 PR	50	74%
Category Total			50	74%
Below Benchmark				
■ On Watch	Below 780 SS	Below 40 PR	7	10%
■ Intervention	Below 723 SS	Below 25 PR	6	9%
■ Urgent Intervention	Below 640 SS	Below 10 PR	5	7%
Category Total			18	26%
Students Tested			68	

Key questions to ask based on this and other information: Are you satisfied with the number of students at the highest level of performance? Next, consider the level or score that indicates proficiency. Which students just above proficiency are you "worried about" and what support within or beyond core instruction is warranted? What support is needed for students just below? Do all students represented by your lowest level need urgent intervention?

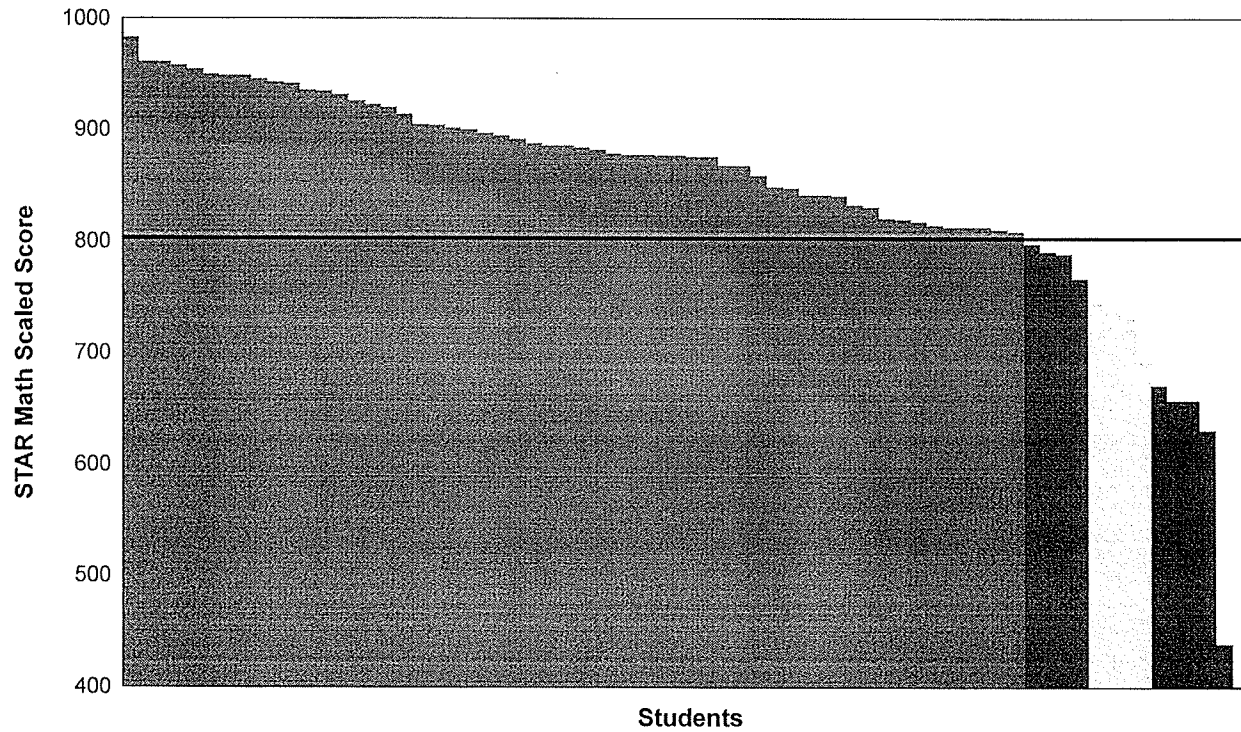
School: Putnam Co Senior High School

Reporting Period: 9/1/2013 - 9/15/2013
(Fall)

Report Options

Reporting Parameter Group: All Demographics [Default]

Grade: 11



Categories / Levels	Benchmark		Students	
	Scaled Score	Percentile Rank	Number	Percent
At/Above Benchmark				
At/Above Benchmark	At/Above 803 SS	At/Above 40 PR	56	81%
Category Total			56	81%
Below Benchmark				
On Watch	Below 803 SS	Below 40 PR	4	6%
Intervention	Below 755 SS	Below 25 PR	4	6%
Urgent Intervention	Below 687 SS	Below 10 PR	5	7%
Category Total			13	19%
Students Tested			69	

Key questions to ask based on this and other information: Are you satisfied with the number of students at the highest level of performance? Next, consider the level or score that indicates proficiency. Which students just above proficiency are you "worried about" and what support within or beyond core instruction is warranted? What support is needed for students just below? Do all students represented by your lowest level need urgent intervention?

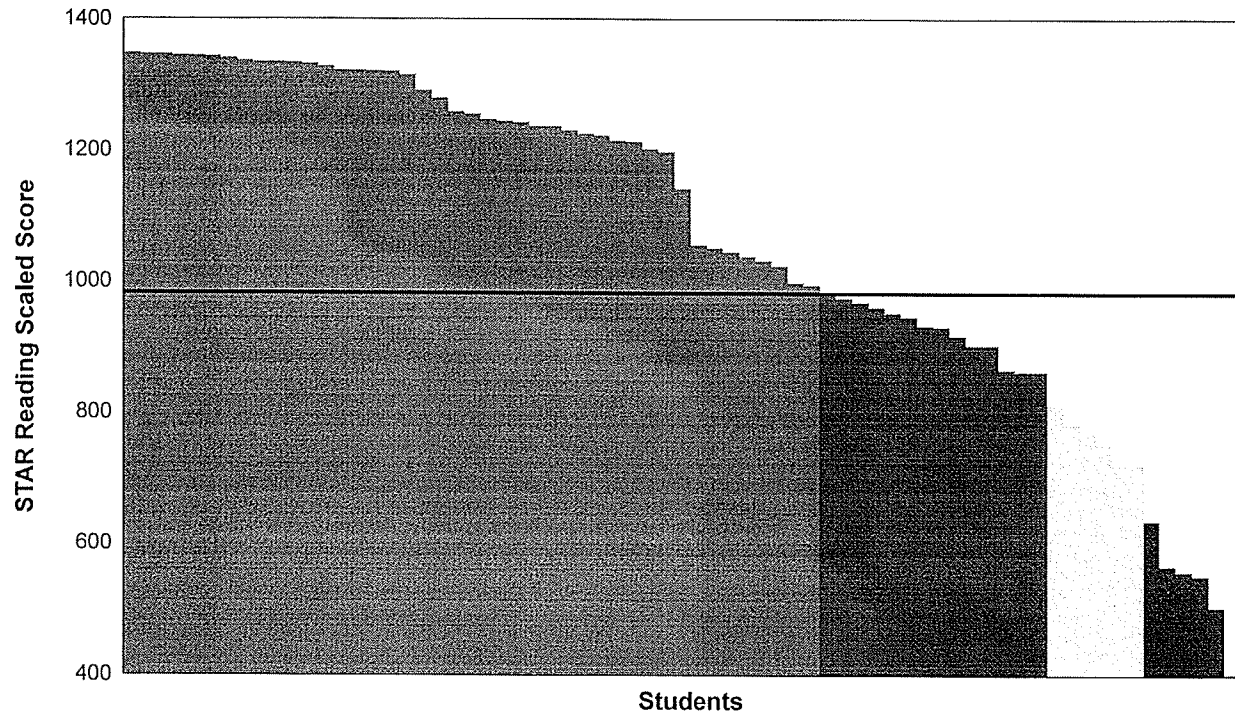
School: Putnam Co Senior High School

Reporting Period: 9/1/2013 - 9/15/2013
(Fall)

Report Options

Reporting Parameter Group: All Demographics [Default]

Grade: 11



Categories / Levels	Benchmark		Students	
	Scaled Score	Percentile Rank	Number	Percent
At/Above Benchmark				
At/Above Benchmark	At/Above 982 SS	At/Above 40 PR	43	63%
Category Total			43	63%
Below Benchmark				
On Watch	Below 982 SS	Below 40 PR	14	21%
Intervention	Below 851 SS	Below 25 PR	6	9%
Urgent Intervention	Below 636 SS	Below 10 PR	5	7%
Category Total			25	37%
Students Tested			68	

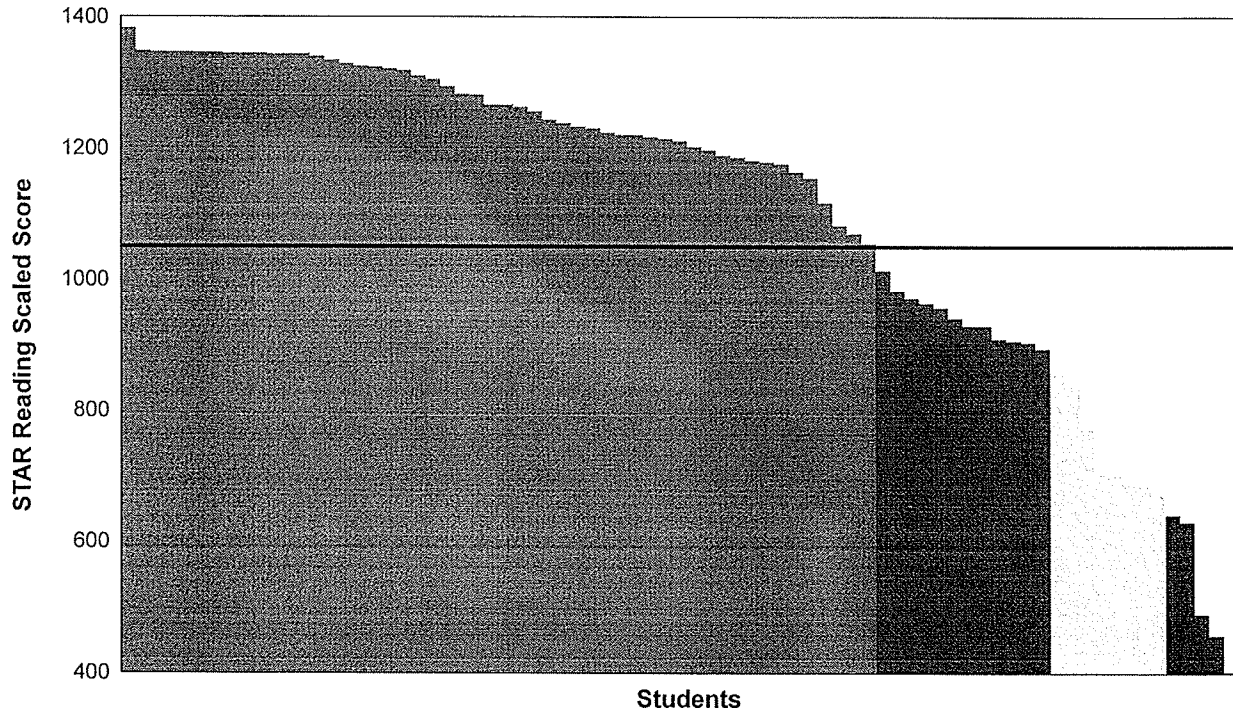
Key questions to ask based on this and other information: Are you satisfied with the number of students at the highest level of performance? Next, consider the level or score that indicates proficiency. Which students just above proficiency are you "worried about" and what support within or beyond core instruction is warranted? What support is needed for students just below? Do all students represented by your lowest level need urgent intervention?

School: Putnam Co Senior High School

Reporting Period: 9/1/2013 - 9/15/2013
(Fall)

Report Options
Reporting Parameter Group: All Demographics [Default]

Grade: 12



Categories / Levels	Benchmark		Students	
	Scaled Score	Percentile Rank	Number	Percent
At/Above Benchmark				
At/Above Benchmark	At/Above 1050 SS	At/Above 40 PR	52	68%
Category Total			52	68%
Below Benchmark				
On Watch	Below 1050 SS	Below 40 PR	12	16%
Intervention	Below 891 SS	Below 25 PR	8	11%
Urgent Intervention	Below 669 SS	Below 10 PR	4	5%
Category Total			24	32%
Students Tested			76	

Key questions to ask based on this and other information: Are you satisfied with the number of students at the highest level of performance? Next, consider the level or score that indicates proficiency. Which students just above proficiency are you "worried about" and what support within or beyond core instruction is warranted? What support is needed for students just below? Do all students represented by your lowest level need urgent intervention?

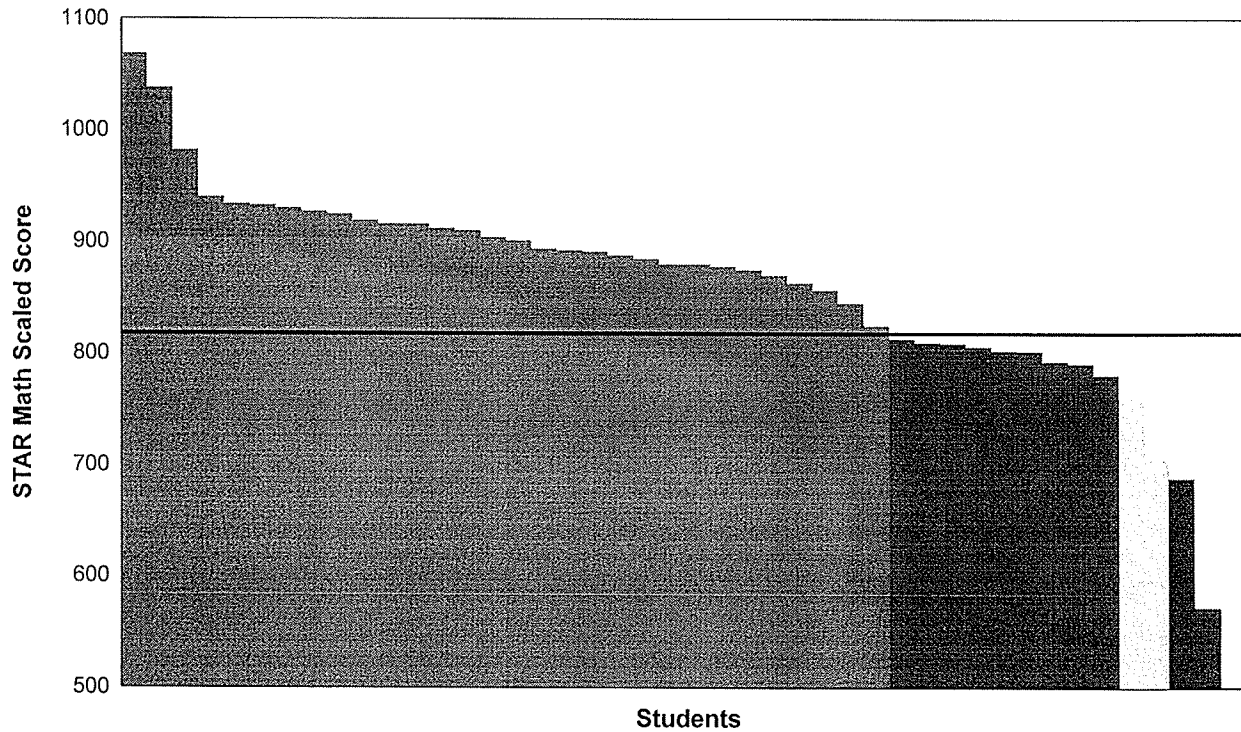
School: Putnam Co Senior High School

Reporting Period: 9/1/2013 - 9/15/2013
(Fall)

Report Options

Reporting Parameter Group: All Demographics [Default]

Grade: 12



Categories / Levels	Benchmark		Students	
	Scaled Score	Percentile Rank	Number	Percent
At/Above Benchmark				
At/Above Benchmark	At/Above 818 SS	At/Above 40 PR	30	70%
Category Total			30	70%
Below Benchmark				
On Watch	Below 818 SS	Below 40 PR	9	21%
Intervention	Below 770 SS	Below 25 PR	2	5%
Urgent Intervention	Below 699 SS	Below 10 PR	2	5%
Category Total			13	30%
Students Tested			43	

Key questions to ask based on this and other information: Are you satisfied with the number of students at the highest level of performance? Next, consider the level or score that indicates proficiency. Which students just above proficiency are you "worried about" and what support within or beyond core instruction is warranted? What support is needed for students just below? Do all students represented by your lowest level need urgent intervention?

Class of 2017

Grade 9	Fall Math		Grade 9	Winter Math	Grade 9	Spring Math
Students	68		Students		Students	
At/Above	42 62%		At/Above		At/Above	
Below 40	10 15%		Below 40		Below 40	
Below 25	9 13%		Below 25		Below 25	
Below 10	7 10%		Below 10		Below 10	
Grade 9	Fall Reading		Grade 9	Winter Reading	Grade 9	Spring Reading
Students	68		Students		Students	
At/Above	42 62%		At/Above		At/Above	
Below 40	14 21%		Below 40		Below 40	
Below 25	5 7%		Below 25		Below 25	
Below 10	7 10%		Below 10		Below 10	
Grade 10	Fall Math		Grade 10	Winter Math	Grade 10	Spring Math
Students			Students		Students	
At/Above			At/Above		At/Above	
Below 40			Below 40		Below 40	
Below 25			Below 25		Below 25	
Below 10			Below 10		Below 10	
Grade 10	Fall Reading		Grade 10	Winter Reading	Grade 10	Spring Reading
Students			Students		Students	
At/Above			At/Above		At/Above	
Below 40			Below 40		Below 40	
Below 25			Below 25		Below 25	
Below 10			Below 10		Below 10	
Grade 11	Fall Math		Grade 11	Winter Math	Grade 11	Spring Math
Students			Students		Students	
At/Above			At/Above		At/Above	
Below 40			Below 40		Below 40	
Below 25			Below 25		Below 25	
Below 10			Below 10		Below 10	
Grade 11	Fall Reading		Grade 11	Winter Reading	Grade 11	Spring Reading
Students			Students		Students	
At/Above			At/Above		At/Above	
Below 40			Below 40		Below 40	
Below 25			Below 25		Below 25	
Below 10			Below 10		Below 10	
Grade 12	Fall Math		Grade 12	Winter Math	Grade 12	Spring Math
Students			Students		Students	
At/Above			At/Above		At/Above	
Below 40			Below 40		Below 40	
Below 25			Below 25		Below 25	
Below 10			Below 10		Below 10	
Grade 12	Fall Reading		Grade 12	Winter Reading	Grade 12	Spring Reading
Students			Students		Students	

At/Above			At/Above			At/Above		
Below 40			Below 40			Below 40		
Below 25			Below 25			Below 25		
Below 10			Below 10			Below 10		

Class of 2016

Grade 9	Fall Math		Grade 9	Winter Math	Grade 9	Spring Math
Students	66		Students	65	Students	65
At/Above	41 62%		At/Above	47 72%	At/Above	49 75%
Below 40	12 18%		Below 40	6 09%	Below 40	3 5%
Below 25	7 11%		Below 25	4 06%	Below 25	5 8%
Below 10	6 9%		Below 10	8 12%	Below 10	8 12%
Grade 9	Fall Reading		Grade 9	Winter Reading	Grade 9	Spring Reading
Students	66		Students	65	Students	65
At/Above	29 44%		At/Above	34 52%	At/Above	30 46%
Below 40	19 29%		Below 40	12 18%	Below 40	14 22%
Below 25	8 12%		Below 25	7 11%	Below 25	12 18%
Below 10	10 15%		Below 10	12 18%	Below 10	9 14%
Grade 10	Fall Math		Grade 10	Winter Math	Grade 10	Spring Math
Students	68		Students		Students	
At/Above	50 74%		At/Above		At/Above	
Below 40	7 10%		Below 40		Below 40	
Below 25	6 9%		Below 25		Below 25	
Below 10	5 7%		Below 10		Below 10	
Grade 10	Fall Reading		Grade 10	Winter Reading	Grade 10	Spring Reading
Students	69		Students		Students	
At/Above	31 45%		At/Above		At/Above	
Below 40	13 19%		Below 40		Below 40	
Below 25	14 20%		Below 25		Below 25	
Below 10	11 16%		Below 10		Below 10	
Grade 11	Fall Math		Grade 11	Winter Math	Grade 11	Spring Math
Students			Students		Students	
At/Above			At/Above		At/Above	
Below 40			Below 40		Below 40	
Below 25			Below 25		Below 25	
Below 10			Below 10		Below 10	
Grade 11	Fall Reading		Grade 11	Winter Reading	Grade 11	Spring Reading
Students			Students		Students	
At/Above			At/Above		At/Above	
Below 40			Below 40		Below 40	
Below 25			Below 25		Below 25	
Below 10			Below 10		Below 10	

Grade 12	Fall Math		Grade 12	Winter Math	Grade 12	Spring Math	
Students			Students		Students		
At/Above			At/Above		At/Above		
Below 40			Below 40		Below 40		
Below 25			Below 25		Below 25		
Below 10			Below 10		Below 10		
Grade 12	Fall Reading		Grade 12	Winter Reading	Grade 12	Spring Reading	
Students			Students		Students		
At/Above			At/Above		At/Above		
Below 40			Below 40		Below 40		
Below 25			Below 25		Below 25		
Below 10			Below 10		Below 10		

Class of 2015

Grade 9	Fall Math		Grade 9	Winter Math		Grade 9	Spring Math	
Students	68		Students	51		Students	68	
At/Above	42 62%		At/Above	31 61%		At/Above	51 75%	
Below 40	10 15%		Below 40	5 10%		Below 40	8 12%	
Below 25	9 13%		Below 25	10 20%		Below 25	5 7%	
Below 10	7 10%		Below 10	5 10%		Below 10	4 6%	
Grade 9	Fall Reading		Grade 9	Winter Reading		Grade 9	Spring Reading	
Students	68		Students	67		Students	67	
At/Above	42 62%		At/Above	37 55%		At/Above	36 54%	
Below 40	14 21%		Below 40	11 16%		Below 40	12 18%	
Below 25	5 7%		Below 25	13 19%		Below 25	13 19%	
Below 10	7 10%		Below 10	6 9%		Below 10	6 9%	
Grade 10	Fall Math		Grade 10	Winter Math		Grade 10	Spring Math	
Students	71		Students	72		Students	69	
At/Above	54 76%		At/Above	59 82%		At/Above	61 88%	
Below 40	11 15%		Below 40	5 07%		Below 40	3 4%	
Below 25	3 4%		Below 25	7 10%		Below 25	2 3%	
Below 10	3 4%		Below 10	1 01%		Below 10	3 4%	
Grade 10	Fall Reading		Grade 10	Winter Reading		Grade 10	Spring Reading	
Students	71		Students	60		Students	68	
At/Above	43 61%		At/Above	31 52%		At/Above	45 66%	
Below 40	8 11%		Below 40	15 25%		Below 40	12 18%	
Below 25	14 20%		Below 25	10 17%		Below 25	10 15%	
Below 10	6 8%		Below 10	4 7%		Below 10	1 1%	
Grade 11	Fall Math		Grade 11	Winter Math		Grade 11	Spring Math	
Students	69		Students			Students		
At/Above	56 81%		At/Above			At/Above		
Below 40	4 6%		Below 40			Below 40		
Below 25	4 6%		Below 25			Below 25		
Below 10	5 7%		Below 10			Below 10		
Grade 11	Fall Reading		Grade 11	Winter Reading		Grade 11	Spring Reading	
Students	68		Students			Students		
At/Above	43 63%		At/Above			At/Above		
Below 40	14 21%		Below 40			Below 40		
Below 25	6 9%		Below 25			Below 25		
Below 10	5 7%		Below 10			Below 10		

Grade 12	Fall Math	Grade 12	Winter Math	Grade 12	Spring Math		
Students		Students		Students			
At/Above		At/Above		At/Above			
Below 40		Below 40		Below 40			
Below 25		Below 25		Below 25			
Below 10		Below 10		Below 10			
Grade 12	Fall Reading	Grade 12	Winter Reading	Grade 12	Spring Reading		
Students		Students		Students			
At/Above		At/Above		At/Above			
Below 40		Below 40		Below 40			
Below 25		Below 25		Below 25			
Below 10		Below 10		Below 10			

Class of 2014

Grade 9	Fall Math	Grade 9	Winter Math	Grade 9	Spring Math
Students	71	Students	75	Students	76
At/Above	42 59%	At/Above	46 61%	At/Above	43 57%
Below 40	12 17%	Below 40	4 5%	Below 40	12 16%
Below 25	9 13%	Below 25	11 15%	Below 25	10 13%
Below 10	8 11%	Below 10	14 19%	Below 10	11 14%
Grade 9	Fall Reading	Grade 9	Winter Reading	Grade 9	Spring Reading
Students	64	Students	76	Students	76
At/Above	39 61%	At/Above	37 49%	At/Above	39 51%
Below 40	12 19%	Below 40	16 21%	Below 40	17 22%
Below 25	11 17%	Below 25	17 22%	Below 25	10 13%
Below 10	2 3%	Below 10	6 8%	Below 10	10 13%
Grade 10	Fall Math	Grade 10	Winter Math	Grade 10	Spring Math
Students	77	Students	45	Students	76
At/Above	48 62%	At/Above	30 67%	At/Above	49 64%
Below 40	6 8%	Below 40	6 13%	Below 40	11 14%
Below 25	12 16%	Below 25	5 11%	Below 25	8 11%
Below 10	11 14%	Below 10	4 9%	Below 10	8 11%
Grade 10	Fall Reading	Grade 10	Winter Reading	Grade 10	Spring Reading
Students	78	Students	76	Students	75
At/Above	44 56%	At/Above	43 57%	At/Above	43 57%
Below 40	17 22%	Below 40	14 18%	Below 40	17 23%
Below 25	10 13%	Below 25	14 18%	Below 25	12 16%
Below 10	7 9%	Below 10	5 7%	Below 10	3 4%
Grade 11	Fall Math	Grade 11	Winter Math	Grade 11	Spring Math
Students	78	Students	78	Students	
At/Above	54 69%	At/Above	58 74%	At/Above	<i>Not Tested</i>
Below 40	10 13%	Below 40	6 08%	Below 40	
Below 25	6 8%	Below 25	10 13%	Below 25	
Below 10	8 10%	Below 10	4 05%	Below 10	
Grade 11	Fall Reading	Grade 11	Winter Reading	Grade 11	Spring Reading
Students	78	Students	67	Students	
At/Above	43 55%	At/Above	40 60%	At/Above	<i>Not Tested</i>
Below 40	18 23%	Below 40	12 18%	Below 40	
Below 25	13 17%	Below 25	11 16%	Below 25	
Below 10	4 5%	Below 10	4 6%	Below 10	

Grade 12	Fall Math		Grade 12	Winter Math		Grade 12	Spring Math
Students	43		Students			Students	
At/Above	30 70%		At/Above			At/Above	
Below 40	9 21%		Below 40			Below 40	
Below 25	2 5%		Below 25			Below 25	
Below 10	2 5%		Below 10			Below 10	
Grade 12	Fall Reading		Grade 12	Winter Reading		Grade 12	Spring Reading
Students	76		Students			Students	
At/Above	52 68%		At/Above			At/Above	
Below 40	12 16%		Below 40			Below 40	
Below 25	8 11%		Below 25			Below 25	
Below 10	4 5%		Below 10			Below 10	



Putnam County Elementary School

*326 S. 5th St.
Hennepin, IL 61327*

*Phone Number 1-815-882-2800 opt 2
Fax Number 1-815-925-7435*

**Putnam County Elementary School
Principal's Board Report
October 21, 2013**

Student Activities

- 5th Grade Girls Basketball has started and we have 10 girls playing on the team and representing PCES well.
- 5th Grade Boys basketball is starting in November
- We had our 1st Rotary Reader come in and read to the 3rd Grade- this is a great way of connecting the community and school and encouraging reading- Thanks to Mrs. Shore for coordinating this programs.
- Ant-Bullying Activity- on October 8th PCES had anti-bullying activities that focused on positive behavior and choices. Mrs. Baele coordinated this event and the Putnam County Probation Department participated. The event was a huge success in educating our students to make positive choices.
- Our 5th Grade has been participating in the U of I Master Gardener Program. This Science based program is designed to focus on the science behind plants and healthy eating habits. They grew gardens in the back of the school and the salads were fantastic!
- The 4th Graders have been participating in Picture person- an art teacher comes in once a month for art lessons. This is a GREAT way of providing art for our students!!
- The 3rd Grade has been studying local history and glaciers in science, so they took a fieldtrip to Starved Rock and the LaSalle County Historical Society.
- PC Schools continue to provide an outstanding education with numerous enrichment opportunities for our students!

Rti

- We have begun our Rti program with some improvements from last year- mainly completing more diagnostics tests on the students to ensure we have a focus of areas of improvements. This should help with our improvement for our students and help our academic success. Thanks to Gene for his work with this!!

AIMSWEB Benchmarking

- Attached is our Fall benchmarking for AIMSWEB. While the scores are not in the recommended range in terms of the % of students in each Tiers, this does give us a starting point and areas we need to examine further to look at improvements in our curriculum.

PARCC Assessments/Committee

- I am on the PARCC committee for the region and am really examining the new assessments that will be put into effect 2015-2016. Serving on this committee will help us as a district when we start to transition to the new assessments.

MAP Committee

- Through our Rising Star meeting- we are forming a committee to examine bringing back the MAP assessment tool to our district. The goal of the assessment tool would be to look at adding another piece of assessment data that will help focus our interventions and curriculum improvements to align with the specific needs of our students. The committee will be comprised of representatives from all 4 buildings and curriculum areas.

Drills

- We have completed our required drills- Fire Drill with the Hennepin FD, Lock Down with the PC Sheriff Dept., and an Earthquake and Tornado Drill.

Parent-Teacher Conferences

- We have scheduled our PT Conferences for Oct, 24th & 25th and our goal is 100% contact with all our parents.

Evaluations

- I have begun the evaluations of the certified staff. I have completed 3 of them and are scheduling the Post Conferences and observations of the remaining teachers. The goal is to open discussion and reflection on their teaching to look for growth.

Principal Evaluation

- Jay has begun the process for my evaluation as principal and I am looking forward to the areas of growth I need.

IPA

- We will be at the IPA conference with my goal of learning more about the MAP assessments, Rti, and using student data to assess improvements in curriculum and intervention programs.

5th Grade

CBM-Fluency	Maze	M-Cap	M-Comp
Fall 2013	Fall 2013	Fall 2013	Fall 2013
Tier 3: 7%	Tier 3: 11%	Tier 3: 19%	Tier 3: 11%
Tier 2: 27%	Tier 2: 26%	Tier 2: 22%	Tier 2: 13%
Tier 1: 66%	Tier 1: 63%	Tier 1: 59%	Tier 1: 76%

4th Grade

CBM-Fluency	Maze	M-Cap	M-Comp
Fall 2013	Fall 2013	Fall 2013	Fall 2013
Tier 3: 6%	Tier 3: 6%	Tier 3: 10%	Tier 3: 4%
Tier 2: 17%	Tier 2: 23%	Tier 2: 51%	Tier 2: 17%
Tier 1: 77%	Tier 1: 71%	Tier 1: 39%	Tier 1: 79%

3rd Grade

CBM-Fluency	Maze	M-Cap	M-Comp
Fall 2013	Fall 2013	Fall 2013	Fall 2013
Tier 3: 7%	Tier 3: 13%	Tier 3: 21%	Tier 3: 16%
Tier 2: 18%	Tier 2: 39%	Tier 2: 23%	Tier 2: 15%
Tier 1: 75%	Tier 1: 48%	Tier 1: 56%	Tier 1: 69%

Footnote

:			
Suggested Breakdown		Tier 3:	5%
Percentage of Students		Tier 2:	15%
Per Grade/Tier		Tier 1:	80%

Principal's Report
Prepared by Carl Carlson
Putnam County Junior High
October 17, 2013

End of the First Quarter

The end of the first grading period is tomorrow. The final report cards will be ready for disbursement by Thursday, October 24, 2013 and Friday, October 25, 2013 at the Parent-Teacher Conferences. Our Incentive Day trip to Starved Rock will be Wednesday, October 23rd with weather cooperating. Currently, it appears we will have a little lower percentage of students attending than in the past few years. We have averaged right around 80% of students qualifying with no after school detentions, no suspensions, and no failing grades. Initially, it looks like 74% of our students will qualify which is still a very strong showing of students rising up to meet the expectations at the junior high.

Fall Screening Data

We will also be distributing the individual student results for ISAT at parent-teacher conferences at the end of the first quarter. The teachers will be analyzing the data during some TEAM meetings and will continue to dissect and study the individual results over the next couple of weeks. The goal remains to be able to identify areas of concern in the tested areas of reading, math, and science.

I provided a spreadsheet with the fall benchmarking data from AIMS web. I wanted to take the opportunity to share some longitudinal information by comparing scores from the past two years. Also, it is important to keep in mind that our enrollment at the junior high school this year has stabilized at just over twenty more students than we had last year at this time. Out of those twenty new students, the demographics for each grade level have also changed quite a bit. This skews the numbers just a bit but overall gives a reflective picture.

There are four categories per grade with fluency, maze (comprehension), math concepts and application and math computation. This same form will be filled in after the winter screening scheduled for the week of December 9, 2013. Hopefully, this form simplifies the multiple attachments sent in the past showing pyramids and such. The ideal numbers are to have 80% or more in Tier 1, 10-15% in Tier 2, and around 5% in Tier 3. You will notice on the attached sheet that most of our numbers are registering in the mid to upper 60th percentile. You will also notice that the majority of higher scores are found in math computation. This speaks well to the curriculum development that has taken place here at PCJH over the past few years. The data also shows that we have some work to do in a few areas.

The areas of longitudinal data are as follows: When looking at the provided spreadsheet, the percentage of students within each Tier has been listed. The number in parenthesis shows the percentage increase or decrease from the previous year. For example, 8th grade fluency Tier 1 this year had 77% this is a 6% increase for this class from their 7th grade score in the fall. Tier 2 had 16% which is a 13 % drop from the previous year. Tier 3 had 7% this year which is up 7% from last year. In short, the great news is that Tier 2 went down significantly. The area of concern in this would be we went from not having any students in Tier 3 last year to having 7% this year. There will

be time spent on data analysis to see if this is a trend due to student enrollment increases or some other factors. You will be able to compare each category by grade.

Staff Evaluations

Staff evaluations are underway. I have a quite a few of non-tenured staff members that will require at least two formal evaluations, several new staff members this year, and the majority of tenured staff are also up for formal evaluations. This will be the second year of utilizing the four column evaluation form. It provides the ability to have a check list highlighting the necessary components. Also, the tool provides the ability to rate a teacher's performance in one of four categories instead of three. This will give a much more accurate account of skills observed. The plan is to have all non-tenured staff have their first observation finished by the end of November – middle of December. The staff members have been doing a terrific job. Again, our TEAM planning time has eased the transition for everyone. Without that time dedicated into the daily schedule, I am not sure where we would be right now trying to present and cover all the mandated trainings, disseminating of information, and problem solving student needs.

The school year is off to a great start!!

Yours in education,

Carl B. Carlson
Principal
Putnam County Junior High School

Putnam County CUSD #535
Universal Screening
Fall 2013-2014

8th Grade

CBM-Fluency

Fall 2013 - 74

Tier 3: 7%(+7)
 Tier 2: 16%(-13)
 Tier 1: 77%(+6)

Maze

Fall 2013 - 74

Tier 3: 7%(+1)
 Tier 2: 24%(-6)
 Tier 1: 69%(+5)

M-Cap

Fall 2013 - 75

Tier 3: 23%(+14)
 Tier 2: 13%(-7)
 Tier 1: 64%(-7)

M-Comp

Fall 2013 - 75

Tier 3: 15%(+3)
 Tier 2: 12%(+5)
 Tier 1: 73%(-8)

CBM-Fluency

Winter 2013

Tier 3: ____%
 Tier 2: ____%
 Tier 1: ____%

Maze

Winter 2013

Tier 3: ____%
 Tier 2: ____%
 Tier 1: ____%

M-Cap

Winter 2013

Tier 3: ____%
 Tier 2: ____%
 Tier 1: ____%

M-Comp

Winter 2013

Tier 3: ____%
 Tier 2: ____%
 Tier 1: ____%

7th Grade

CBM-Fluency

Fall 2013 - 66

Tier 3: 9%(-1)
 Tier 2: 26%(-4)
 Tier 1: 65%(+5)

Maze

Fall 2013 - 66

Tier 3: 11%(-5)
 Tier 2: 31%(-1)
 Tier 1: 58%(+6)

M-Cap

Fall 2013 - 65

Tier 3: 6%(-9)
 Tier 2: 25%(+8)
 Tier 1: 69%(+1)

M-Comp

Fall 2013 - 65

Tier 3: 15%(+5)
 Tier 2: 9%(-11)
 Tier 1: 75%(+5)

CBM-Fluency

Winter 2013

Tier 3: ____%
 Tier 2: ____%
 Tier 1: ____%

Maze

Winter 2013

Tier 3: ____%
 Tier 2: ____%
 Tier 1: ____%

M-Cap

Winter 2013

Tier 3: ____%
 Tier 2: ____%
 Tier 1: ____%

M-Comp

Winter 2013

Tier 3: ____%
 Tier 2: ____%
 Tier 1: ____%

6th Grade

CBM-Fluency

Fall 2013 - 68

Tier 3: 10%(+5)
 Tier 2: 24%(+10)
 Tier 1: 66%(-15)

Maze

Fall 2013 - 68

Tier 3: 9%(+6)
 Tier 2: 22%(-1)
 Tier 1: 69%(-5)

M-Cap

Fall 2013 - 70

Tier 3: 18%(+16)
 Tier 2: 18%(-11)
 Tier 1: 64%(-5)

M-Comp

Fall 2013 - 70

Tier 3: 7%(+4)
 Tier 2: 6%(+1)
 Tier 1: 87%(-5)

CBM-Fluency

Winter 2013

Tier 3: ____%
 Tier 2: ____%
 Tier 1: ____%

Maze

Winter 2013

Tier 3: ____%
 Tier 2: ____%
 Tier 1: ____%

M-Cap

Winter 2013

Tier 3: ____%
 Tier 2: ____%
 Tier 1: ____%

M-Comp

Winter 2013

Tier 3: ____%
 Tier 2: ____%
 Tier 1: ____%

Footnote:

Suggested Breakdown
 Percentage of Students
 Per Grade/Tier

Tier 3: 5%
 Tier 2: 15%
 Tier 1: 80%

October Principal's Report From the Desk of Mrs. Cross

- **Outdoor History Classroom Ribbon Cutting Ceremony:** On October 4, 2013 we had our ribbon cutting ceremony for the new Outdoor History Classroom. We had all four grade levels, Hopkins Alumni Members and a school board member in attendance. The ceremony began with a brief speech by Mr. McCracken followed by students that performed "This Land is Your Land" with props. Students also presented all of the members with a flower with their school colors as well as our school colors and thank you cards for assisting with the funding of our project (In addition to the building fund). We concluded the ceremony with a ribbon cutting from all four sides of the outdoor classroom. Volunteers from the guest audience assisted students from each grade level to cut the ribbon. It was a very nice event!
- **RtI Changes:** Wow...Great progress continues. We have met one additional time since my last report. At this meeting the RtI Leadership team continued work on the RtI Operations Manual, individual student progress/goal setting and Tier movement. We will need one additional half day to complete our work with the manual. I am very appreciative of the dedication and passion for this topic by the teachers.
- **Common Core & New Report Cards:** At PCPS we have begun our first full year of CC implementation in the areas of Reading, Math and Science. The teachers have worked EXTREMELY hard on accomplishing this task. (I cannot sing their praises enough for this feat!) They have designed the lessons and units, as well as the assessment process that needs to follow the standards. This required us to think and grade a little differently. The old report card would not demonstrate the achievement levels of the students while they complete the new standards. So, we had a report card committee that also researched other districts across the nation and developed our own report card that aligns to the standards. Teachers will be "debuting" the new report cards at PT conferences. Parents have been kept informed through my newsletter last year and this year, a special parent brochure we designed and another informational packet from the national PTA association.
- **Institute Day:** On Institute Day PreK-2nd grade teachers participated in the CATCH training at the High School. The CATCH purpose is to provide school personnel with the knowledge and skills to successfully implement and maintain coordinated school health programming. Becky Piano from the Putnam/Bureau Health Department conducted the training. Teachers and administration were up and moving and learning new games to engage students as well as covering statistics, impact on family and health, and how different staff members can be involved in the process.
- **We Choose Health Grant:** On Thursday, October 17, 2013 we received our "shipment" of items from the BP Health Department! We really received some fabulous items ranging from yoga spot sets to a chin-up bar to giant floor puzzles. The grant has really bolstered our PE and recess equipment for children PreK-8th grade!
- **Walmart Gift Cards:** On Thursday PCPS also received 5 gift cards from Walmart with a value of \$50 each. These gift cards will be distributed to 5 teachers in the near future for use in defraying the expenses they incur in the classroom.

2nd Grade

2012-13

Curr. Base Measurement**M-Concepts & Application**

	Fall	Winter	Spring		Fall	Winter	Spring
Tier 3:	6%	6%	6%	Tier 3:	2%	9%	9%
Tier 2 :	30%	32%	32%	Tier 2:	29%	17%	37%
Tier 1:	64%	62%	62%	Tier 1:	69%	74%	54%

Math-Computation

	Fall	Winter	Spring
Tier 3:	22%	14%	12%
Tier 2:	25%	38%	9%
Tier 1:	53%	48%	78%

1st Grade**CurrBaseMeas-Fluency****Math-Computation**

	Fall	Winter	Spring		Fall	Winter	Spring
Tier 3:	5%	2%	2%	Tier 3:	16%	14%	6%
Tier 2:	35%	9%	15%	Tier 2:	17%	45%	19%
Tier 1:	60%	89%	83%	Tier 1:	67%	41%	75%

Kindergarten**Letter/Name/Fluen.****Phon. Segmentation**

	Fall	Winter	Spring		Winter	Spring
Tier 3:	12%	5%	5%	Tier 3:	2%	9%
Tier 2:	26%	12%	15%	Tier 2:	2%	25%
Tier 1:	62%	83%	80%	Tier 1:	96%	66%

Letter/Sound/Fluency**Nonsense Word Fluen.**

	Winter	Spring		Winter	Spring
Tier 3:	0%	7%	Tier 3:	1%	0%
Tier 2:	3%	12%	Tier 2:	12%	7%
Tier 1:	97%	81%	Tier 1:	87%	93%

Missing Numbers**Num. Identification**

	Fall	Winter	Spring		Fall	Winter	Spring
Tier 3:	16%	3%	2%	Tier 3:	12%	7%	12%
Tier 2:	5%	15%	8%	Tier 2:	18%	18%	14%
Tier 1:	79%	82%	90%	Tier 1:	70%	75%	75%

Qty. Discrimination**Oral Counting**

	Fall	Winter	Spring		Fall	Winter	Spring
Tier 3:	10%	3%	2%	Tier 3:	14%	8%	3%
Tier 2:	8%	10%	19%	Tier 2:	23%	23%	9%
Tier 1:	82%	87%	80%	Tier 1:	63%	69%	88%

Footnote:

Suggested breakdown percentage of students per grade/tier	Tier 3: 5%	Tier 2: 15%	Tier 1: 80%	*Numbers reflect 100% of the student population regardless of specialized placement.
---	------------	-------------	-------------	--

2nd Grade

2013-14

Curr. Base Measurement

	Fall	Winter	Spring
Tier 3:	5%		
Tier 2 :	23%		
Tier 1:	72%		

Math-Computation

	Fall	Winter	Spring
Tier 3:	7%		
Tier 2:	18%		
Tier 1:	75%		

Math-Concepts & Application

	Fall	Winter	Spring
Tier 3:	14%		
Tier 2:	18%		
Tier 1:	68%		

1st Grade

CurrBaseMeas-Fluency

	Fall	Winter	Spring
Tier 3:	0%		
Tier 2:	0%		
Tier 1:	100%		

Math-Computation

	Fall	Winter	Spring
Tier 3:	8%		
Tier 2:	9%		
Tier 1:	83%		

Kindergarten

Letter/Name/Fluen.

	Fall	Winter	Spring
Tier 3:	16%		
Tier 2:	21%		
Tier 1:	63%		

Phon. Segmentation

	Winter	Spring
Tier 3:		
Tier 2:		
Tier 1:		

Letter/Sound/Fluency

	Winter	Spring
Tier 3:		
Tier 2:		
Tier 1:		

Nonsense Word Fluen.

	Winter	Spring
Tier 3:		
Tier 2:		
Tier 1:		

Missing Numbers

	Fall	Winter	Spring
Tier 3:	12%		
Tier 2:	10%		
Tier 1:	78%		

Num. Identification

	Fall 2012	Fall	Winter	Spring
Tier 3:	14%			
Tier 2:	33%			
Tier 1:	53%			

Qty. Discrimination

	Fall	Winter	Spring
Tier 3:	4%		
Tier 2:	12%		

Oral Counting

	Fall	Winter	Spring
Tier 3:	6%		
Tier 2:	31%		

Tier 1:	84%			Tier 1:	63%		
---------	-----	--	--	---------	-----	--	--

Footnote:

Suggested breakdown per grade/tier	Tier 3: 5%	Tier 2: 15%	Tier 1: 80%	*Numbers reflect 100% of the student population regardless of specialized placement.
------------------------------------	------------	-------------	-------------	--

Transportation Update

October, 2013

- **9/19/13** I had an 11:00 a.m. meeting on this day to review measures Jason Johannes and his office staff were taking to address concerns that were expressed during the September Board of Education Meeting. We discussed the need to have written records of bus disciplinary problems, including that any fights had to result in a bus write-up for the principal to take further action.
- **9/25/13** A report from Magnolia came from a citizen who stated that there had been a person passing around the school bus at a Magnolia stop, sometimes with the stop arm out. I called the bus company to report this problem, and they were to discuss the matter with the driver.
- **9/26/13** A parent called to express concern that a bus had crossed the tracks on Route 89 when the railroad crossing lights were flashing. Three students had reportedly witnessed this, and Mr. Peterson interviewed students about this alleged incident. I contacted Johannes Bus Service, resulting in my review of the bus disc with Irene. There is no evidence on the bus disc that lights were flashing. I reviewed it several times to determine if the alleged incident could have been true. Both the bus company and I concluded that there is no conclusive evidence.
- **9/27/13** A parent from McNabb called to express concerns about students crossing McNabb Blacktop after getting off of their bus. I called the bus company, and they changed the drop off so that the students would be safer.
- **10/1/13** A person driving on Route 89 called to report that a bus driver stopped to drop off a student and did not wait long enough for the student to move safely away from the bus before closing the door and driving away. I called to report this incident, and the bus company investigated the alleged problem.

In general, the communication from Johannes has improved tremendously since the last Board of Education Meeting. They are addressing issues in a timely manner, and I have given them positive feedback.



Economic Update

September 27, 2013

PFM Asset Management LLC
222 North LaSalle
Suite 910
Chicago, IL 60601

Sources: Bloomberg, Investor Guide, Vanguard, Financial Times

717-231-2723
717-233-6073 fax
www.pfm.com

Economic Update

Summary of Recent Economic Data

Federal Reserve policymakers decided to continue with the central bank's bond-buying program of \$85 billion per month until they see more sustained signs of progress in the U.S. economy. The FOMC surprised the markets with its announcement that they would continue their asset purchase program when most market participants expected a taper. The announcement prompted a reversal of the rate rising trend from the past four months. In reviewing the past couple of weeks, the most recent economic reports showed some slight improvements in the manufacturing sector and strong sales of previously owned homes. The index of leading economic indicators was mostly positive and inflation still remained in check. Nevertheless, tapering awaits a stronger recovery.

The FOMC kept stimulus in place as Fed officials surprised the markets by deciding to maintain the central bank's aggressive bond-buying program of quantitative easing ("QE"). The program is designed to stimulate the U.S. economy by keeping long-term interest rates low, which can encourage individuals and businesses to invest and spend money. Fed Chairman Ben Bernanke had previously stated that the central bank may begin winding down the level of asset purchases under the program if economic conditions warranted. However, in its statement released on Wednesday, September 18th, the Federal Reserve explained that it had "decided to await more evidence that progress will be sustained before adjusting the pace of its purchases." The FOMC did not specify when or how future tapering might occur. Among the committee's key economic concerns were weak employment and labor force participation as well as the recent tightening of the financial markets. If these factors persisted, the Fed fears they could reverse improvements in the labor market and the broader U.S. economy. Bernanke himself also mentioned fiscal discord in Washington as another Fed concern.

In addition, Fed officials released updated projections for the economy and monetary policy. A vast majority of committee members do not expect the first increase in the Fed Funds future rate until sometime in 2015. Additionally, the Fed adjusted its forecast for real gross domestic product growth in 2013 to a range of 2.0% to 2.3%, down from prior estimates of 2.3% to 2.6%. Unemployment is also expected to decline to between 6.4% and 6.8% by year-end 2014 from its current level of 7.3%. The Fed made clear last week that their focus on the economy remains broad-based and not pegged to any particular indicators. While their 6.5% unemployment and 2.5% inflation thresholds still remain, issues including the labor force participation rate, the composition of employment gains, and fiscal policy all play a role in their policy decisions and discussions.

The third estimate for second quarter 2013 real GDP growth was left unchanged at an annualized rate of 2.5%. This was slightly lower than expectations of a 2.7% growth rate, but is still higher than the first quarter rise of only 1.1%. The revisions to the underlying GDP components were very minor and showed moderate growth for the second quarter. The big issue for the market now is how the third quarter is doing as many estimates show deceleration for the current quarter.

Consumer spirits have been sagging a bit in recent readings as the month of September saw a 2.1 point dip in the consumer confidence index to a level of 79.7. The present situation component of the index was up and this gain hints at monthly strength for many September economic indicators including, importantly, indicators on the jobs market. However, the negatives in the consumer confidence report were seen in the expectations component as there was more pessimism on the jobs market with fewer people seeing more jobs opening up and more seeing fewer jobs. Income expectations, which are directly tied to job expectations, were also down.

August saw a small rise in consumer prices as the Consumer Price Index (“CPI”) rose by 0.1% during the month, the lowest amount in three months. This was slightly below economists’ expectations of a 0.2% gain for the month. A 0.3% decrease in the energy index dragged down the overall CPI reading as gasoline, electricity, and natural gas prices simultaneously dropped. Core CPI, which excludes energy and food prices, increased by 0.1% in August after growing by 0.2% in each of the previous three months. Year-over-year core inflation notched up to 1.8%, but still remains below the Federal Reserve’s 2.5% threshold for pulling back its stimulus efforts. In general, inflation remains relatively tame and less of a concern right now for the Fed. Overall, inflation for the consumer has been a little volatile at the headline level, but on average has been somewhat tame.

The market saw mixed results in the housing starts index as U.S. housing starts advanced by 0.9% in the month of August, or 891,000 annualized units. This is in contrast to a 5.7% jump seen just one month earlier. Single-family home construction increased by 7.0% in August while multi-family housing starts slipped by 11.1% and accounted for much of the month-over-month weakness in new home construction. Building permits decreased 3.8% in August, though housing starts as a whole are up by almost 19.0% from one year ago. Single-family permits have reached their highest level since the 2008 year. Every region in the country except for the South experienced a decrease in new housing starts in August.

The housing market is showing gradual improvement. Sales of previously owned homes jumped up in August as existing home sales increased by 1.7% to 5.48 million units on an annualized basis. This was the highest level in more than six years (August of 2007) as this increase bested economists’ expectations. Some of the increase was due to buyers rushing to lock in their mortgage rates before they increased further. Single-family and condominium sales jumped up year-over-year by 13.0% and 16.0%, respectively. The median home price was \$212,000, which was up by 14.7% from one year ago. Some investors believe that the housing market may be experiencing a temporary peak. Rising mortgage rates have pushed buyers to close deals, but monthly sales are likely to be uneven in the coming months ahead from several market frictions. Total housing inventory at the end of August stood at 4.9 months, which was down from a level of 6.0 months one year ago. Limited inventory in some regions has meant multiple bidding wars and limited choices for home buyers. Also, restrictive mortgage lending standards and higher interest rates may keep otherwise qualified buyers from purchasing a home in the near future.

Softer prices gave a lift to new home sales which jumped up by 7.9% in August to a nearly as expected annual rate of 421,000. New homes are coming into the market and likely contributed to another dip in the median price, down by 0.7% during the month to \$254,600, which is the fourth monthly decrease in a row. The number of new homes for sale rose by 6,000 in the month to an adjusted 17,500, but supply relative to sales, given the August jump in sales, slipped to 5.0 months from 5.2 months in July. Regional sales data for the month of August showed strong gains in the Northeast, Midwest, and South while sales in the West fell sharply. The new home sales market has been a bit bumpy this year, but appears to be moving back higher. Despite higher mortgage rates and still soft employment growth, confidence in the housing market, as expressed by home builders in the housing market index, is very strong.

Overall industrial production gained close to expectations while the manufacturing component notably topped forecasts. The economy saw a slight rebound in the manufacturing sector as overall industrial production increased by 0.4% in August thanks to stronger manufacturing output. For the month, manufacturing production rose by 0.7% and was helped by the gain in automotive products which increased by 5.2%. Excluding automobiles, manufacturing production rose by 0.4% in August. Industrial capacity utilization, which is a measure of how much of its resources companies are putting to use, rose from 77.6% in July to 77.8% in the month of August. The latest industrial production report shows a moderately strong manufacturing sector in the month of August with autos a standout component.

August durable goods orders beat expectations as new factory orders for durable goods in the month edged up by 0.1% after dropping by 8.1% in July. Market expectations were for a 0.5% decrease in August. Manufacturing in August was soft outside of automobiles while recent regional surveys for September have been mixed so far. The combination of national data for durables goods orders and manufacturing survey data indicate that the manufacturing sector is still a bit sluggish.

The index of leading indicators was mostly positive in August as this index, which gauges the outlook of the economy for the next three to six months, increased by 0.7% in the month of August. The financial component drove the index higher for the month. An increase in factory orders as well as lower jobless claims also helped the index during the month of August. Six of the ten components increased while building permits were the sole component to show an actual decrease. Stock prices and consumer expectations were flat components for the month.

The government's deficit in August came in at \$147.9 billion. Without special factors, the deficit was \$107.0 billion. The government's deficit (11 months into the fiscal year) is down a very sizable 35% to \$755.3 billion. Tax increases gave a boost to this year's receipts which are up year-to-date 13%, while outlays are down by 4%. The decline in the deficit has been cutting into offering sizes for some of the Treasury's coupon issuances, an issue that is likely to be addressed in detail at the November refunding.

Currently there is a Euro tug-of-war overseas. Faced with lingering economic stagnation, record unemployment, and continued political strife in the region, the consensus for a depreciation of the Euro seems only natural and very much required to counter the weak cyclical position of the Euro-zone. However, the rising current account surplus, in combination with net long-term capital inflows, actually point to a stronger Euro. Such a development could potentially undermine the fragile social consensus in Europe to continue with the necessary structural and fiscal reforms. Some investors believe that the Euro-zone could end up with problems over the longer term similar to Japan's economic struggles: a too-strong, overvalued exchange rate, weak growth, very low overall inflation, and deflationary tendencies.

Fixed Income Market

The Federal Reserve met on Wednesday, September 18th and decided not to start tapering its monthly purchases of \$85 billion of Treasury and Agency mortgage-backed securities. Chairman Bernanke stated that he thought the decision to not to begin pulling back on bond purchases was right given a weaker economy than the Fed expected a few months ago and one facing new threats from a fiscal showdown in Washington. Longer-term interest rates have declined recently as market participants had expected at least some tapering from the Federal Reserve after its meeting last week. Short-term interest rates still remain at historically low levels as the Federal Reserve decided, as expected, to keep the Fed Funds target rate at a range of 0.00% – 0.25%. It should be noted that market volatility has increased as participants attempt to process and balance mixed economic news and the FOMC's most recent announcement that it will not reduce its bond purchases for now.

The Federal Reserve decided against tapering its bond-buying program and instead would like to see more evidence that the economy is getting healthier. The Fed's decision was perhaps, in part, a reaction to rising rates – the Fed would prefer to see lower long-term interest rates to support continued economic growth. The short-term Fed Funds rate was left unchanged at a range of 0.00% to 0.25%. As mentioned before, the main reasons that the Fed did not taper are because it is worried about fiscal drag on the economy and persistently high unemployment.

The U.S. budget deadline and the debt ceiling are now hanging over the markets. In fact, the government will shut down in a few days (Tuesday, October 1st), if Congress fails to pass a new budget for the President to sign. The budget battle includes a fundamental fight over funding the health care reform act. As if that is not enough, the Treasury is projected to run out of cash sometime on or around October 17th. All of this brinkmanship may create hard-to-handicap market volatility.

Over the last few months, sentiment about fixed income securities flipped, from a favored investment destination deemed to forever benefit from exceptional central bank support, to an asset class experiencing large outflows and negative returns, with investors running for cover. In a reversal of the recent trend, longer-term interest rates decreased significantly after the Fed's announcement to leave the QE program intact. So now, rates appear to be potentially toward the lower end of the revised range.

Yields on securities with maturities of less than a year are persistently anchored by Fed policy. The average overnight repurchase agreement rate has been around 0.03% while three-month LIBOR is now at 0.25%.

Update on the Fed's Reverse Repo Program

On September 20th, a few days after the highly anticipated FOMC meeting, the Federal Reserve quietly announced that they would begin operating an overnight fixed-rate reverse repurchase agreement facility “beginning the week of September 23, 2013 and potentially extending through January 29, 2014.” The initial terms of this operation were announced as a 0.01% rate for overnight repo with the Fed (investors lend cash, Fed lends securities) with a maximum size of \$500 million per counterparty. There are 139 total eligible counterparties signed up for this program, 94 of which are money market funds that continue their daily struggle to find short-term, high-quality instruments to meet the SEC’s minimum liquidity standards. This incessant demand has contributed to short Treasury Bill rates near 0.00%, while repo collateral remains scarce. In their press release, the Fed reiterated that this exercise does not constitute a change in monetary policy and that they are conducting these operations as a matter of prudent planning. This is also shown in the initial rate of 0.01%. As QE purchases have continued to pile up in recent months, repo rates have continued to fall. Many market participants believe the Fed is growing increasingly concerned about the functioning of short-term markets in the face of 0.00% or negative rates. This program is likely designed to stave off negative rates by allowing the FOMC to create a floor on repo rates. Participation during the first week of the program ranged from about \$6 – \$12 billion per day, a modest size for the \$1+ trillion repo market. However, the FOMC just announced that effective September 27, 2013, that the maximum size per counterparty would be doubled from \$500 million to \$1 billion per day. This is a welcome sight to the short-term markets as quarter-end quickly approaches.

Short-term markets clearly believed the Fed’s message that the repo facility does not signal a change in monetary policy as short-term interest rates remain relatively unchanged. In fact, under 1-year Treasury and Federal Agency rates remain near all-time lows as strong demand persists for short-term, high-quality instruments. For example, 1-year Treasury Bills are currently trading at just 0.09%. There currently is little/no value to be found at these rates.

Commercial Paper and negotiable certificates of deposit remain an attractive alternative to Treasuries and Agencies near 0.00%. Currently, U.S. branches of Canadian and Australian banks in the 12 – 18 month area (floating rate issues) are preferred, as well as Japanese and Nordic banks in the 4 – 6 month area, and select European issuers for 1 – 4 weeks. A few large domestic banks, which had generally been out of the CP market the past few years, have recently been back in the market at attractive rates. These issuers have been most active in the 6 – 9 month maturity ranges, both fixed and floating. The market continues to see issuers explore new structures (puttable, callable, etc.) in the face of changing regulations.

September has been an exciting, bond friendly month so far with many significant headlines crossing the tape. After rates peaked at two year highs early in the month, a series of events have led to a dramatic rally with yields dropping back into more familiar areas seen in July following the sharp rate spike in May through August. Recent events included:

- A disappointing employment report on September 6th that initiated the rally
- The announcement of Larry Summers withdrawing himself from candidacy for the Chairmanship of the Federal Reserve further stoked the rally as the path is now cleared for current Vice-Chairman Janet Yellen, a noted inflation dove

- Following their meeting on September 18th, the FOMC passed on tapering their \$85 billion asset program, catching the market by complete surprise
- The ongoing budget battle in Congress leading up to a possible government shutdown on October 1st
- The looming debt ceiling negotiations which will follow on the heels of the budget battle with the government slated to reach the ceiling on October 17th

With the pace of rising rates likely delayed by the Fed's actions in September and the increased likelihood of a continuation of the current leadership ideology in 2014 and beyond, the risk of sharply higher rates in the near future has been reduced. But, rates have fallen quickly down to what may be the lower end of a revised trading range. In the context of stable rates, 2 – 5 year Treasuries offer good value because the yield curve remains steep, though not nearly as steep as what the market saw earlier in the month. With the steep yield curve – the 2-year Treasury at 0.33% and 3-year Treasuries at 0.64% – the roll-down potential is excellent. Longer Treasuries offer even better roll-down and return potential, but with the 5-year Treasury at 1.40%, it is down a whopping 45 basis points from its recent peak. The battle continues between the value along a steep yield curve and the risk of future Fed tapering kick starting another leg higher in yields. On balance, most investors in the market are somewhat neutral, and make longer-term purchases only to maintain the current duration on their portfolios.

Federal Agency spreads remain tight in some maturity ranges. Two-year Agency spreads are currently at only +3 basis points. Three-year Agency spreads are much better at +12 basis points, as they are attractive from both an absolute standpoint and from the potential for additional roll-down the spread curve. Five-year Agency spreads are currently at +21 basis points, but the longer 4 – 5 year maturities represent a lot of risk in today's uncertain market environment. Agencies in May of 2016 and September of 2016 which carry 10 basis points of yield spread versus comparable Treasuries are favored as the investment of choice for portfolio duration adjustment.

Callable Agency issuance has been minimal during the strong rally. Dealers have been using the rally as an opportunity to clear their inventory of a lot of the heavily discounted paper printed in the spring that has clogged their balance sheets and destroyed their P&L. With this burden easing and rates settling down, the market expects to see callable issuance increase in October. It is unclear whether it will resume at attractive yields. Currently, shorter maturities with longer lockout dates such as 2NC1 and 3NC1 structures are favored, as these provide for less variability should rates begin to fluctuate rapidly again.

Where applicable, intermediate-term investors are also continuing to like adding 18-month to 3-year high quality corporate notes, but recognize the difficulties in sourcing this paper in meaningful size given the market's strong demand.

This material is based on information obtained from sources generally believed to be reliable and available to the public; however PFM Asset Management LLC cannot guarantee its accuracy, completeness or suitability. This material is for general information purposes only and is not intended to provide specific advice or a specific recommendation. All statements as to what will or may happen under certain circumstances are based on assumptions, some but not all of which are noted in the presentation. Assumptions may or may not be proven correct as actual events occur, and results may depend on events outside of your or our control. Changes in assumptions may have a material effect on results. Past performance does not necessarily reflect and is not a guaranty of future results. The information contained in this presentation is not an offer to purchase or sell any securities.

Monthly Market Review

September 2013

Economic Highlights

- Markets traded with a positive tone, with both bonds and equities rallying during September, despite tepid economic data and uncertainty surrounding the upcoming debt ceiling deadline and the Federal Reserve's (Fed's) plans to scale back its monetary support of the U.S. economy.
- In a surprise to most investors, the Federal Open Market Committee (FOMC) decided it would not reduce the amount of its bond purchases, which are currently \$85 billion per month. Fed Chairman Ben Bernanke stated that economic growth needed to strengthen further and inflation needed to rise toward the Fed's long-term target before tapering would occur.
- Job growth has remained muted, with the monthly payroll increases for July and August averaging 139,000, well below the 200,000 level earlier in the year. Although the unemployment rate declined to 7.3% in August, the lower rate is partly due to a shrinking labor force.
- The housing sector continued to improve, with home prices, as measured by the S&P Case-Shiller Index, rising 12.4% in July when compared to the same time period a year ago, and new home sales rising nearly 8% in August, reflecting an increase of almost 13% compared to a year ago.
- According to the Conference Board, consumer confidence fell to a four-month low of 79.7 in September from 81.8 in August, reflecting a less optimistic outlook about employment and wages. Retail sales were also weak, with August's increase reported at 0.2% over July.

Bond Markets

- Momentum from August helped lift Treasury yields higher during the first several days of September, only to see yields turn sharply lower as a result of a disappointing employment report, the sudden withdrawal of the leading candidate for chairperson of the Fed, and the surprise decision by the FOMC not to taper its bond purchases.
- Mortgage-backed securities (MBS) in particular rallied following the FOMC decision, led by securities with 3.5% and 4% coupons, which are favored in Fed purchases.
- Corporate bond spreads tightened during the first three weeks of the month, with Verizon taking advantage of low funding rates to issue a record \$49 billion in debt.
- Longer-maturity bonds bested shorter maturities, while corporates, MBS, and municipals outperformed Treasuries and Agencies. Returns on all investment-grade indices were positive for the month.

Equity Markets

- Investor risk appetite has recovered, as small-cap stocks and the NASDAQ led the month-to-date gains in the U.S.
- International equities outperformed domestic equities in local currency terms and in U.S. dollar terms, with emerging-markets equities getting the biggest boost.
- The brightest sector in the U.S. is the Industrials sector, which has the most exposure to the gradual recovery of global economic demand.

PFMAM Outlook

- With the Fed signaling uncertainty about the pace of economic recovery, interest rates retraced some of the sharp rise that occurred from May to August. The markets now seem to be in a trading range, waiting for news.
- We think the range for interest rates is nearly 1% higher than the prior range that held for much of 2012, and that over time rates will again trend higher.
- The yield curve flattened a bit after the FOMC meeting, and investors gained additional certainty that short-term rates would remain near zero for an extended period. Holding cash is therefore expensive, and we are recommending modest extensions out of the cash sector into short-maturity securities.
- The Federal Agency sector generally added little value to portfolios in September, as spreads to Treasuries remained narrow. At current levels, Agencies will produce modest added income over long holding periods.
- Corporate credit spreads narrowed somewhat in September, and credit is now "expensive" on a historical basis. However, high-quality corporates offer one of the few opportunities to add to returns.
- The alternatives of adding duration outright or investing in securities like callables or MBS that have uncertain durations run the risk of unplanned portfolio extensions if and when interest rates resume their march higher.
- The money market sector remains pressured by reduced issuance, shrinking repurchase agreement collateral, and the Fed's renewed determination to keep the federal funds rate near zero for an extended period.



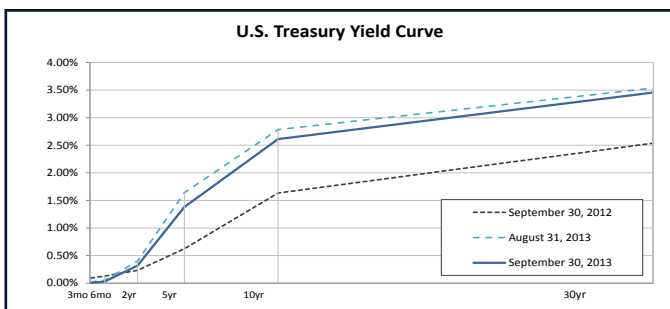
U.S. Treasury Yields				
	September 30, 2012	August 31, 2013	September 30, 2013	Monthly Change
3 Month	0.09%	0.02%	0.01%	(0.01%)
6 Month	0.13%	0.05%	0.03%	(0.02%)
2 Year	0.23%	0.40%	0.32%	(0.08%)
5 Year	0.63%	1.64%	1.38%	(0.26%)
10 Year	1.63%	2.79%	2.61%	(0.18%)
30 Year	2.54%	3.54%	3.45%	(0.08%)

Federal Agency Yields				
	September 30, 2012	August 31, 2013	September 30, 2013	Monthly Change
3 Month	0.08%	0.02%	0.03%	0.01%
6 Month	0.11%	0.06%	0.06%	0.00%
2 Year	0.30%	0.48%	0.37%	(0.11%)
5 Year	0.89%	1.90%	1.71%	(0.19%)
10 Year	2.19%	3.42%	3.27%	(0.15%)
20 Year	3.22%	4.22%	4.17%	(0.05%)

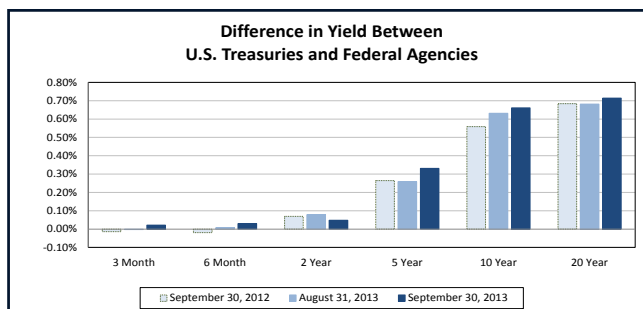
Spot Prices				
	September 30, 2012	August 31, 2013	September 30, 2013	Monthly Change
US Dollars per Euro	\$1.29	\$1.32	\$1.35	2.3%
Crude Oil \$/Barrel	\$92.19	\$107.65	\$102.33	(4.9%)

Upcoming Indicators to Watch				
Release Date	Release	For	Consensus	Prior
Oct 4	Change in Nonfarm Payrolls	Sep	180K	169K
Oct 4	Unemployment Rate	Sep	7.30%	7.30%
Oct 7	Consumer Credit	Aug	\$12.000B	\$10.437B
Oct 11	PPI YoY	Sep	--	1.40%
Oct 11	Retail Sales Advance MoM	Sep	0.20%	0.20%
Oct 11	Univ. of Michigan Confidence	Oct P	77.5	77.5
Oct 11	Business Inventories	Aug	0.30%	0.40%
Oct 16	CPI YoY	Sep	--	1.50%
Oct 16	Total Net TIC Flows	Aug	--	\$56.7B
Oct 17	Housing Starts MoM	Jun	--	0.90%
Oct 17	Capacity Utilization	Sep	--	77.80%
Oct 18	Leading Index	Sep	--	0.70%
Oct 21	Existing Home Sales MoM	Sep	--	1.70%
Oct 24	New Home Sales MoM	Sep	--	7.90%
Oct 25	Durable Goods Orders	Sep	--	0.10%

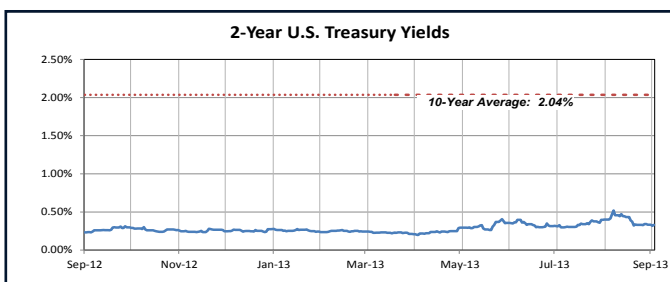
Benchmark Rates				
	September 30, 2012	August 31, 2013	September 30, 2013	Monthly Change
1 Month LIBOR	0.21%	0.18%	0.18%	0.0%
Fed Funds Target Rate	0.25%	0.25%	0.25%	0.0%



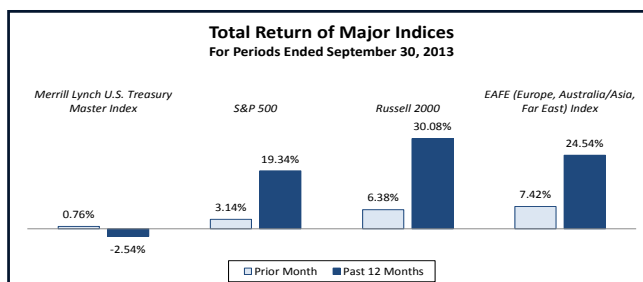
The shape of the Treasury yield curve flattened in September.



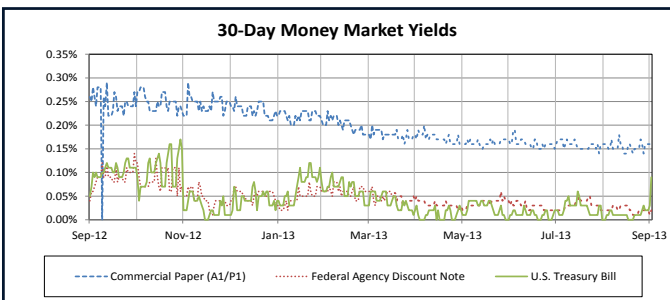
Agency spreads widened slightly across longer maturities for the month of September.



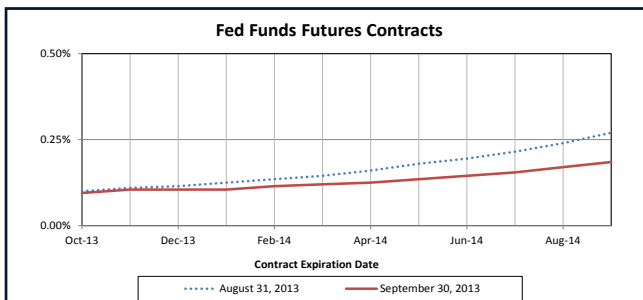
The yield on the two-year U.S. Treasury Note fell 8 basis points (0.08%) from the end of August to the end of September.



Domestic equities, international equities and U.S. Treasuries all experienced positive performance over the past month.



Short-term Federal Agency and Treasury securities remain range-bound due to the low federal funds target rate.



At its most recent meeting, the Fed decided not to taper its monthly bond purchases and remained committed to keeping the federal funds target rate in a range of zero to 0.25%.

Source: Bloomberg. Data as of September 30, 2013.

The views expressed within this material constitute the perspective and judgment of PFM Asset Management LLC (PFMAM) at the time of distribution and are subject to change. Information is obtained from sources generally believed to be reliable and available to the public; however, PFMAM cannot guarantee its accuracy, completeness, or suitability. This material is for general information purposes only and is not intended to provide specific advice or recommendation. The information contained in this report is not an offer to purchase or sell any securities. PFMAM is registered with the Securities and Exchange Commission under the Investment Advisers Act of 1940. PFMAM's clients are state and local governments, non-profit corporations, pension funds, and similar institutional investors. www.pfm.com.

Investment Update

The CD coming due on 11/17/13 will be placed out for bids early next month in November. The bidding process includes our three banks in Putnam County.

Please note the PFM material in the attachment regarding additional investment updates.

State Funding Update

October, 2013

Once again, the State of Illinois does not owe us any outstanding payments at this time! This is the second time in this school year in which the State is currently caught up with their payments for our district.

District School Report Card

I will provide a summary of the annual district school report card at Monday's Board of Education Meeting. While we did not make AYP (Adequate Yearly Progress) within the NCLB requirements, the benchmarks required by federal law make it nearly impossible for any school to attain AYP at this time. We are now concentrating on growth models and the implementation of the new Common Core Standards. As you know, we are making outstanding progress in this area.

2013 Adequate Yearly Progress (AYP) Information

Calculated based on 09/16/13 Approved Assessment Data and E-report Card 86-43 Data

Is this district making AYP?	No	Has this district been identified for Federal Improvement Status according to the AYP specification of the federal No Child Left Behind Act?		Yes
Is this district making AYP in reading?	No	2013-14 Federal Improvement Status	District Improvement Year 1	
Is this district making AYP in mathematics?	No	2013-14 State Improvement Status	Academic Early Warning Year 1	

	Percent Tested on State Tests				Percent Meeting/Exceeding Standard*						Other Indicators			
	Reading		Mathematics		Reading			Mathematics			Attendance Rate		Graduation Rate	
	%	Met AYP	%	Met AYP	%	Safe Harbor Target**	Met AYP	%	Safe Harbor Target**	Met AYP	%	Met AYP	%	Met AYP
State AYP Minimum Target	95.0	Yes	95.0	Yes	92.5	Yes	Yes	92.5	Yes	Yes	92.0	Yes	85.0	Yes
ALL	98.7	Yes	98.7	Yes	63.8	64.5	Yes	63.1	67.2	No	94.8	Yes	85.9	Yes
White	99.0	Yes	99.0	Yes	64.9	65.6	Yes	63.1	67.5	No	94.9		85.7	
Black														
Hispanic														
Asian														
Native Hawaiian Pacific Islander														
Native														

American													
Two or more races													
LEP													
Students with Disabilities	95.8	Yes	95.8	Yes	30.9	29.8	No	29.4	35.9	No	93.7		70.0
Economically Disadvantaged	97.5	Yes	97.5	Yes	53.9	53.1	No	55.8	57.3	No	94.2		76.9

Four conditions required for making Adequate Yearly Progress (AYP) are:

1. At least 95% tested in reading and mathematics for every student group. If the current year participation rate is less than 95%, this condition may be met if the average of the current and preceding year rates is at least 95%, or if the average of the current and two preceding years is at least 95%. Only actual participation rates are printed. If the participation rate printed is less than 95% and yet this school makes AYP, it means that the 95% condition was met by averaging.
2. At least 92.5% meeting/exceeding standards in reading and mathematics for every group. For any group with less than 92.5% meeting/exceeding standards, a 95% confidence interval was applied. Subgroups may meet this condition through Safe Harbor provisions.***
3. At least 92.0% attendance rate for non-high schools.
4. At least 85.0% graduation rate for high schools. The State would first examine whether the district met the target for the four-year graduation rate. If it did not, the State would then determine whether the district met the five-year graduation rate target. If either of those rates were met, this would indicate that the district met the other academic indicator for AYP. The largest number among the 4-year and 5-year graduation rates would be printed.

□

* Includes only students enrolled as of 5/01/2012.

** Safe Harbor Targets of 92.5% or above are not printed.

*** Subgroups with fewer than 45 students are not reported. Safe Harbor only applies to subgroups of 45 or more. In order for Safe Harbor to apply, a subgroup must decrease by 10% the percentage of scores that did not meet standards from the previous year plus meet the other indicators (attendance rate for non-high schools and graduation rate for high schools) for the subgroup. For subgroups that do not meet their Safe Harbor Targets, a 75% confidence interval is applied. Safe Harbor allows schools an alternate method to meet subgroup minimum targets on achievement.



Have questions or need help? Call our helpdesk (217)558-3600 between the hours of 7:00 am - 4:30 pm or click

here to [Contact Us](#)

Copyright © 2013 Illinois State Board of Education

2013 Adequate Yearly Progress (AYP) Status Report

Calculated based on 09/16/13 Approved Assessment Data and E-report Card 86-43 Data

Is this school making AYP?	No	Has this school been identified for School Improvement according to the AYP specification of the federal No Child Left Behind Act?	No
Is this school making AYP in reading?	Yes		
Is this school making AYP in mathematics?	No		
		2013-14 Federal Improvement Status	
		2013-14 State Improvement Status	

	Percent Tested on State Tests				Percent Meeting/Exceeding Standard*						Other Indicators			
	Reading		Mathematics		Reading			Mathematics			Attendance Rate		Graduation Rate	
	%	Met AYP	%	Met AYP	%	Safe Harbor Target**	Met AYP	%	Safe Harbor Target**	Met AYP	%	Met AYP	%	Met AYP
State AYP Minimum Target	95.0		95.0		92.5			92.5			92.0		85.0	
ALL	99.4	Yes	99.4	Yes	72.3	71.6	Yes	71.8	78.5	No	96.0	Yes		
White	99.3	Yes	99.3	Yes	73.7	72.2	Yes	71.1	78.6	No	95.9			
Black														
Hispanic														
Asian														
Native Hawaiian Pacific Islander														
Native American														
Two or more														

2013 Adequate Yearly Progress (AYP) Status Report

Calculated based on 09/16/13 Approved Assessment Data and E-report Card 86-43 Data

Is this school making AYP?	No	Has this school been identified for School Improvement according to the AYP specification of the federal No Child Left Behind Act?	No
Is this school making AYP in reading?	Yes		
Is this school making AYP in mathematics?	No		
		2013-14 Federal Improvement Status	
		2013-14 State Improvement Status	Academic Watch Status Year 3

	Percent Tested on State Tests				Percent Meeting/Exceeding Standard*						Other Indicators			
	Reading		Mathematics		Reading			Mathematics			Attendance Rate		Graduation Rate	
	%	Met AYP	%	Met AYP	%	Safe Harbor Target**	Met AYP	%	Safe Harbor Target**	Met AYP	%	Met AYP	%	Met AYP
State AYP Minimum Target	95.0		95.0		92.5			92.5			92.0		85.0	
ALL	97.6	Yes	97.6	Yes	54.4	54.3	Yes	43.0	54.3	No			85.9	Yes
White	97.5	Yes	97.5	Yes	56.6	56.5	Yes	43.4	56.5	No			85.7	
Black														
Hispanic														
Asian														
Native Hawaiian Pacific Islander														
Native American														

Recommendation to Approve PRESS Plus Policy Updates

As superintendent, I recommend approval of the PRESS Plus Policy Updates (Issue 82, July 2013).

Rationale

The Board and Administration have had the opportunity to review the proposed changes, and the first reading was completed last month.

District Goal

Improve communication among all stakeholders in the Putnam County School District and communities.

Gorenz and Associates, Ltd.

Certified Public Accountants

*Thomas R. Pepper, CPA
Stephanie K. Ramsay, CPA*

*Tim C. Custis, CPA
Russell J. Rumbold II, CPA*

Communication with Those Charged with Governance

September 20, 2013

To the Board of Education
Putnam Community Unit School District No. 535
Granville, Illinois

We have audited the basic financial statements (regulatory basis) of Putnam Community Unit School District No. 535 for the year ended June 30, 2013. Professional standards require that we provide you with information about our responsibilities under generally accepted auditing standards and *Governmental Auditing Standards*, as well as certain information related to the planned scope and timing of our audit. We have communicated such information in our letter dated December 21, 2012. Professional standards also require that we communicate to you the following information related to our audit.

Significant Audit Findings

Qualitative Aspects of Accounting Practices

Management is responsible for the selection and use of appropriate accounting policies. The significant accounting policies used by Putnam Community Unit School District No. 535 are described in Note #1 to the financial statements. No new accounting policies were adopted and the application of existing policies was not changed during the year. We noted no transactions entered into by the governmental unit during the year for which there is a lack of authoritative guidance or consensus. All significant transactions have been recognized in the financial statements in the proper period.

Accounting estimates are an integral part of the financial statements prepared by management and are based on management's knowledge and experience about past and current events and assumptions about future events. Certain accounting estimates are particularly sensitive because of their significance to the financial statements and because of the possibility that future events affecting them may differ significantly from those expected. The District prepares their financial statements using the cash basis of accounting, and while some estimates are used to prepare the notes to financial statements, there are no estimates that we believe would cause a significant variance in the financial statements.

Certain financial statement disclosures are particularly sensitive because of their significance to financial statement users. The most sensitive disclosure affecting the financial statements was the disclosure of Retirement Commitments in Note #6 to the financial statements due to the current unfunded future liability of the retirement plan.

Difficulties Encountered in Performing the Audit

We encountered no significant difficulties in dealing with management in performing and completing our audit.

Corrected and Uncorrected Misstatements

Professional standards require us to accumulate all known and likely misstatements identified during the audit, other than those that are clearly trivial, and communicate them to the appropriate level of management. Management has corrected all such misstatements. In addition, none of the misstatements detected as a result of audit procedures and corrected by management were material, either individually or in the aggregate, to the financial statements taken as a whole.

Disagreements with Management

For purposes of this letter, a disagreement with management is a financial accounting, reporting, or auditing matter, whether or not resolved to our satisfaction, that could be significant to the financial statements or the auditor's report. We are pleased to report that no such disagreements arose during the course of our audit.

Management Representations

We have requested certain representations from management that are included in the management representation letter dated September 20, 2013.

Management Consultations with Other Independent Accountants

In some cases, management may decide to consult with other accountants about auditing and accounting matters, similar to obtaining a "second opinion" on certain situations. If a consultation involves application of an accounting principle to the governmental unit's financial statements or a determination of the type of auditor's opinion that may be expressed on those statements, our professional standards require the consulting accountant to check with us to determine that the consultant has all the relevant facts. To our knowledge, there were no such consultations with other accountants.

Other Audit Findings or Issues

We generally discuss a variety of matters, including the application of accounting principles and auditing standards, with management each year prior to retention as the governmental unit's auditors. However, these discussions occurred in the normal course of our professional relationship and our responses were not a condition to our retention.

Other Matters

With respect to the supplementary information accompanying the financial statements, we made certain inquiries of management and evaluated the form, content, and methods of preparing the information to determine that the information complies with the basis of accounting as described in Note #1 of the financial statements, the method of preparing it has not changed from the prior period, and the information is appropriate and complete in relation to our audit of the financial statements. We compared and reconciled the supplementary information to the underlying accounting records used to prepare the financial statements or to the financial statements themselves.

This information is intended solely for the use of the Board of Education and management of Putnam Community Unit School District No. 535 and is not intended to be, and should not be, used by anyone other than these specified parties.

Very truly yours,

Gorenz and Associates, Ltd.

Peoria, Illinois
September 20, 2013

Recommendation to Approve FY13 Audit

As superintendent, I recommend approval of the FY13 Audit as presented by Tom Pepper from Gorenz and Associates.


Rationale

The annual audit has been completed by Gorenz and Associates, and once again, we have a positive audit of which our district can be proud. The budget process continues to work effectively in our Putnam County Schools.

District Goal

Maintain strong fiscal responsibility in the Putnam County School District.

October 7, 2013



PC Unit School District #535
c/o Jay McCracken, Supt.
402 E. Silverspoon, P.O. Box 607
Granville, IL 61326

RE: Proposed Hennepin TIF District

Dear Sir/Madam:

As you are aware, I am the Village President of Hennepin, Illinois. Enclosed please find a Resolution of Support that our Village board is asking your governing body to adopt.

The Village of Hennepin, and Putnam County as a whole, have in recent years suffered significant employment losses with the closings of large businesses, including the steel plant. The Village Board has been and continues to investigate methods to create additional employment opportunities, increase private investment in our area, and improve public infrastructure. The Village Board believes that this economic growth is critical to the future of Hennepin and Putnam County and would be a long-term benefit to all governing bodies as well as to all citizens of the area.

It is in that regard that the Village of Hennepin is exploring establishment of a Tax Increment Financing District and seeks your support

Our consultants and I are available to answer any questions that you may have and encourage you to contact the Village with your decision on adopting this Resolution of Support.

Sincerely,


Kevin Coleman, Village President

Village of Hennepin

**A RESOLUTION OF SUPPORT REGARDING THE
PROPOSED VILLAGE OF HENNEPIN TIF DISTRICT**

RESOLUTION NO. _____

WHEREAS, the _____ (the "Taxing District") is a duly organized public taxing body under the laws of the State of Illinois; and

WHEREAS, the Village of Hennepin, Putnam County, Illinois (the "Village") is a duly organized municipal corporation created under the provisions of the laws of the State of Illinois; and

WHEREAS, the Village President and Board of Trustees (the "Corporate Authorities") of the Village of Hennepin have the authority to promote the health, safety and welfare of the Village and its citizens, and to prevent the spread of blight and deterioration and inadequate public facilities by promoting the development of public and private projects, encourage private investment and increase the marketability of property thereby increasing the tax base of the Village and providing employment for its citizens; and

WHEREAS, recognizing the need to foster the development, expansion and revitalization of certain properties which are vacant underutilized or obsolete or a combination thereof, the Village has previously indicated its support to establish a Tax Increment Financing District (the "TIF District") as provided under the Tax Increment Allocation Redevelopment Act, 65 ILCS 5/11-74.4 *et.seq.*, as amended (the "Act"); and

WHEREAS, the Village Board has previously voted to hire Jacob & Klein, Ltd., to implement a TIF District; and

WHEREAS, this Taxing District also recognizes the need to promote economic development, improve public infrastructure, and encourage private investment within the Village; and

WHEREAS, this Taxing District believes that the implementation of a TIF District by the Village will result in increased private investment, increased job opportunities, increased sales tax dollars, improved public infrastructure, and be an overall benefit to the area economy; and

WHEREAS, this Taxing District is supportive of increased economic development; and

WHEREAS, it appears that the anticipated economic development cannot occur without the adoption of a Tax Increment Financing District.

NOW, THEREFORE, BE IT RESOLVED, by the _____,
Putnam County, Illinois, as follows:

1. That the recitals are hereby incorporated herein and are adopted and approved.
2. That this Taxing District is in favor of the establishment of a TIF District by the Village of Hennepin.
3. The provisions of this Resolution shall be effective commencing with its adoption as provided by law.

ADOPTED by the _____ on this _____
day of _____, 2013.

	AYE VOTE	NAY VOTE	ABSTAIN/ABSENT
TOTAL VOTES:			

APPROVED: _____, Date: _____, 2013

ATTEST: _____, Date: _____, 2013

Hennepin T.I.F. District Proposal

I have sent this proposal to Dennis Weedman for review. I do not recommend passing this resolution at this time. The attached proposal requests support for a T.I.F. District, but it lacks specificity. It is simply not in our best interest to approve a document that is not specific in nature, and I will explain in more detail at our Board meeting.

Please give me a call at your earliest convenience to discuss. For the most part this is a very favorable indemnification agreement from the School District's perspective. Typically, we would have to insist on many of the provisions already contained in the agreement. Here are a few observations:

1. You should definitely remove your name from the definition of "indemnifier" for obvious reasons. The agreement should be between just Troy and the School District.
2. In Item No. 2 – Indemnification, you should seek to strike the phrase, "[w]here prohibited by law."
3. You should seek a coverage determination from the District's insurer that the terms of your policy will cover the defense and indemnification of Troy. If not, you may want to procure an appropriate rider covering Troy.
4. Finally, ideally Troy should provide a mutual hold harmless for the School District in the event the School District is sued for Troy's negligent or willful and wanton actions. If this would cause the deal to collapse, then you should have the board make the decision whether or not to enter into the agreement. The Board may feel secure that it is adequately insured to proceed without a mutual hold harmless provision.
5. The agreement should technically approved by the Board and signed by the Board president and secretary.

Dennis L. Weedman

Attorney

Robbins Schwartz

510 Regency Centre

Collinsville, Illinois 62234-4635

p: 618.343.3540 f: 618.343.3546

dweedman@robbins-schwartz.com

INDEMNITY AGREEMENT

THIS INDEMNITY AGREEMENT (the "Agreement") made as of this 6th day of October, 2013 (the "Execution Date"),
BETWEEN:

TROY simplified technologies, inc. of 11 Wolfer Industrail Drive, Spring Valley, IL, 61362
(the "Indemnitee")

and

Putnam County CUSD 535 (~~Mr. Jay McCracken~~) of 400 E Silverspoon Ave, Granville, IL 61326
(the "Indemnifier")

BACKGROUND:

1. The Indemnitee desires protection against any personal liability, claim, suit, action, loss, or damage that may result from the Indemnitee's participation in the Activity.
2. The Indemnifier wishes to minimize any hardship the Indemnitee might suffer as the result of any personal liability, claim, suit, action, loss, or damage that may result from the Indemnitee's participation in the Activity.

IN CONSIDERATION and as a condition of the Indemnifier and the Indemnitee entering into this Agreement and other valuable consideration, the receipt and sufficiency of which consideration is acknowledged, the Indemnifier and the Indemnitee agree as follows:

1. **Definitions**

1. The following definitions apply in the Agreement:

1. "Activity" means the following:
breach of security and/or loss of data pertaining to any data stored on the TROY simplified technologies,inc ftp server.
2. "Expenses" means all costs incurred in the defense of any claim or action brought against the Indemnitee including attorneys' fees.
3. "Notice of Claim" means a notice that has been provided by the Indemnitee to the Indemnifier describing a claim or action that has or is being brought against the Indemnitee by a Third Party.
4. "Notice of Indemnity" means a notice that has been provided by the Indemnitee to the Indemnifier describing an amount owing under this Agreement by the Indemnifier to the Indemnitee.
5. "Parties" means both the Indemnitee and the Indemnifier.
6. "Party" means either the Indemnitee or the Indemnifier.
7. "Third Party" means any person other than the Indemnifier and the Indemnitee.

2. **Indemnification**

2. The Indemnifier will hold harmless and indemnify the Indemnitee against any and all claims and actions arising out of the participation of the Indemnitee in the Activity, including, without limitation, Expenses, judgments, fines, settlements and other amounts actually and reasonably incurred in connection with any liability, suit, action, loss, or damage arising or resulting from the Indemnitee's participation in the Activity, subject to the limits on indemnification described in the section titled Exceptions to Indemnification. ~~Where prohibited by law, the above indemnification does not include indemnification of the Indemnitee against a claim caused by the negligence or fault of the Indemnitee, its agent or employee, or any third party under the control or supervision of the Indemnitee, other than the Indemnifier or its agent, employee or subcontractors.~~
3. In the case of a criminal proceeding, the Indemnitee will not be indemnified by the Indemnifier.

4. **Exceptions to Indemnification**

4. The Indemnitee will not be entitled to indemnification from the Indemnifier for any Expenses, judgments, fines, settlements and other amounts incurred as the result of the Indemnitee's participation in the Activity where:
 1. in the case of a civil claim, the Indemnitee did not act in good faith and in a reasonable manner;

2. the claim or action is of a criminal nature;
 3. the actions or conduct of the Indemnatee constituted wilful misconduct or was knowingly fraudulent or deliberately dishonest;
 4. the Indemnatee will or has received payment under a valid and collectible insurance policy or under a valid and enforceable indemnity clause, bylaw or agreement, except where payment under this insurance policy, clause, bylaw or agreement is not sufficient to fully indemnify the Indemnatee in which case the Indemnifier will be responsible for any shortfall in payment received; or
 5. an action or proceeding was initiated in whole or in part by the Indemnatee whether alone or along with one or more other claimants unless the action or proceeding has the written consent of the Indemnifier.
5. **Notice of Claim**
5. In the event of any claim or action, the Indemnatee will promptly provide the Indemnifier with written notice of the claim or action and will notify the Indemnifier within five (5) business days of the commencement of any legal proceedings relating to the claim or action. The Indemnatee will provide the Indemnifier with all available information known to the Indemnatee relating to the claim or action.
6. **Authorization of Indemnification**
6. In any case where the Indemnatee requires indemnification, the Indemnifier will make the determination of whether indemnification is appropriate having given consideration to the terms described in the Exceptions to Indemnification section. If the Indemnatee disagrees with the determination of the Indemnifier then the matter must be referred for review and determination to independent legal counsel reasonably satisfactory to the Indemnatee. In all cases the Indemnifier will bear all costs of any independent determination.
7. The Indemnifier will bear the burden of proving that indemnification is not appropriate.
8. The termination of any claim or action by judgment, order, settlement, conviction or upon a plea of nolo contendere or its equivalent will not, of itself, create a presumption that the person did not act in good faith and in a reasonable manner.
9. **Assumption of Defense**
9. On being notified of any impending action or claim, the Indemnifier may, at its own Expense, participate in the defense of any action or claim and may, alone or with any other indemnifying party, assume the defense against the action or claim using counsel that are reasonably satisfactory to the Indemnatee.
10. Once the Indemnifier has notified the Indemnatee of the intention to assume the defense, the Indemnifier will no longer be liable to the Indemnatee for any further legal or other Expenses subsequently incurred by the Indemnatee in relation to the defense of the claim. Once the Indemnifier provides notice to the Indemnatee that the defense of claim has been assumed by the Indemnifier, the Indemnatee may employ or continue to employ its own legal counsel however any fees or Expenses incurred by the Indemnatee subsequent to the notice of assumption of defense by the Indemnifier will be the sole responsibility of the Indemnatee.

IN WITNESS WHEREOF:

TROY simplified technologies

Troy M Resetch 10/06/2013
Signature Date

Troy Resetch
Printed Name

President
Title

Company: Putnam County CUSD 535

Jay K. McCracken 10/7/13
Signature Date

Jay K. McCracken
Printed Name

Superintendent
Title

Recommendation to Approve Indemnity Agreement with Troy

As superintendent, I recommend approval of the attached indemnity agreement with Troy with the noted changes from Dennis Weedman.

Rationale

This indemnity agreement from Troy is a document that refers to our cameras on our school buses. I had Dennis Weedman review it, and he recommended the attached changes.

District Goal

Improve communication among all stakeholders in the Putnam County School District and communities.

October 1, 2013

To Whom It May Concern:

I will be taking a maternity during the months of April and May 2014. My due date is April 12, and with spring break being the week after that, I anticipate my leave starting on April 21, and I would be returning on Tuesday, May 20. This may change in the future and I will keep administration posted on my situation.

Sincerely,

Jessica Lenkaitis

Recommendation to Approve Maternity Leave

As superintendent, I recommend approval of the maternity leave request from Jessica Lenkaitis.

Rationale

Jessica Lenkaitis has provided appropriate notification for her maternity leave request and is entitled to this time.

District Goal

Improve communication among all stakeholders in the Putnam County School District and communities.