

PUTNAM COUNTY CUSD #535
BOARD OF EDUCATION MEETING AGENDA
PUTNAM COUNTY PRIMARY SCHOOL - MEDIA CENTER
October 17, 2011
6:30 PM

“WHERE ALL STUDENTS WILL LEARN AND SUCCEED AND ALL MEANS **ALL**”

DISTRICT GOALS:

Demonstrate increased academic achievement for all students.

Improve communications among all stakeholders in the Putnam County School District and communities.

Maintain strong fiscal responsibility in the Putnam County School District.

I. CALL TO ORDER	
II. PLEDGE OF ALLEGIANCE	
III. ROLL CALL	
IV. ADJUSTMENTS TO THE AGENDA	
V. AUDIENCE PARTICIPATION/HEARING OF DELEGATIONS	
A. Sergio Cirilo and Shawn Conerton - Student Liaison Introduction	3
VI. CORRESPONDENCE	
VII. CONSENT AGENDA	
A. Approve Sept 19, 2011 Expulsion Hearing and Executive Session Minutes, Sept 19, 2011 Budget Hearing Minutes, and Sept 19, 2011 Board of Education Regular and Executive Session Minutes.	4
B. Approve District Bills	13
C. Approve Financial Reports	26
D. Approve Treasurer's Report	90
E. Destroy Executive Session Verbatim Recording of April 19, 2010	
VIII. REPORTS, UPDATES AND INFORMATIONAL ITEMS	
A. Principals' Reports	92
B. Superintendent's Report	
1. State Report Card	139
2. Tax Levy Process	
3. Transportation Report	166
4. Investment Report	
5. State Funding Update	167
C. Committee Reports	

1. Policy Committee
2. Negotiations Committee
3. Finance Committee
4. Building/Grounds Committee

IX. OLD BUSINESS

X. NEW BUSINESS

A. ROE Resolution (Action) 168

B. Bus Driver Position (Action) 169

XI. EXECUTIVE SESSION TO DISCUSS THE APPOINTMENT, EMPLOYMENT, 170
COMPENSATION, DISCIPLINE, PERFORMANCE AND/OR DISMISSAL OF
SPECIFIC EMPLOYEES OF THE DISTRICT.

XII. ACTION ITEMS FOLLOWING EXECUTIVE SESSION

A. Personnel (Action)

B. Superintendent's Contract and Resolution(Action) 176

C. Ed Schmidt Retirement (Action) 183

XIII. ADJOURNMENT

UPCOMING IN NOVEMBER:

- * Schedule Truth in Taxation Hearing
- * Long Term Financial Projections
- * School Board Conference - Nov. 18, 19, 20

Student Liaison Introduction

Two students have expressed interest in becoming our student liaison to the Board of Education. As you know, I had sent information to you several months ago regarding this liaison position. Sergio Cirilo, one of our proposed student liaisons, had learned about this at Boys State.

The student liaison will be invited to attend Board of Education meetings to learn about the operation of the Board and school administration. In addition, Mr. Peterson and/or I will meet with the liaison prior to Board meetings to determine if there are any student ideas/concerns that would be appropriate to share at the Board meeting.

As school administrators, we wish to improve communication among all stakeholders of the district, including our students. The student liaison will also attend student council meetings, thus helping to create this bridge to the student body. I have emphasized that this should encourage positive communication in our district.

Thanks for your support of this endeavor.
Jay K. McCracken

Putnam County Community Unit School District #535
400 E Silverspoon Ave
Granville, Illinois 61326

Board of Education
Special Meeting – Expulsion Hearing
5:30 p.m., Sept 19, 2011
Conference Room Putnam County Primary School

President Vicky Nauman called the meeting to order at 5:30 p.m.

The following members were present to answer roll call: Ms Glenn, Mrs. Hopkins, Mrs. Nauman, and Mrs. Shore. Mr. Gibson, Mr. Kettman and Mrs. Popurella were absent. ROLL CALL

At 5:34 p.m. Ms. Glenn moved and Mrs. Shore seconded the motion to move to executive session for the purpose student discipline. On roll call the members voted as follows: Ms Glenn, aye; Mrs. Hopkins, aye; Mrs. Nauman, aye; and Mrs. Shore, aye. Motion carried. EXECUTIVE SESSION

At 6:08 p.m. Ms. Glenn moved and Mrs. Hopkins seconded the motion to return to open session. On roll call the members voted as follows: Ms Glenn, aye; Mrs. Hopkins, aye; Mrs. Nauman, aye; and Mrs. Shore, aye. Motion carried.

Mrs. Nauman moved and Ms. Glenn seconded the motion to expel student 1112-01 for the remainder of the 2011-2012 school year. The expulsion will be held in abeyance with re-admittance in the 2012-2013 school year if he enrolls in the Regional Safe School and upon successful completion and progress reports from counseling mid-year and a recommendation from counseling that he is ready to be re-admitted. On roll call the members voted as follows: Mrs. Nauman, aye; Mrs. Shore, aye; Ms Glenn, aye; and Mrs. Hopkins, aye. Motion carried. STUDENT EXPULSION

At 6:09 p.m. Mrs. Hopkins moved and Mrs. Shore seconded the motion to adjourn. All ayes, motion carried. ADJOURN

Respectfully submitted.
Pamela Ellena, Board Secretary

APPROVED _____
BOARD PRESIDENT DATE

BOARD SECRETARY DATE

Putnam County Community Unit School District No. 535
Granville, Illinois 61326
EXECUTIVE SESSION MINUTES
EXPULSION HEARING
Sept 19, 2011

- CALL TO ORDER The School Board of Putnam County met in special session in the conference room at the Primary Building.
- ROLL CALL The following members were present to answer roll call: Ms Glenn, Mrs. Hopkins, Mrs. Nauman, and Mrs. Shore. Mr. Gibson, Mr. Kettman and Mrs. Popurella were absent.
- EXECUTIVE SESSION At 5:34 p.m. Ms. Glenn moved and Mrs. Shore seconded the motion to move to executive session for the purpose student discipline. On roll call the members voted as follows: Ms Glenn, aye; Mrs. Hopkins, aye; Mrs. Nauman, aye; and Mrs. Shore, aye. Motion carried.
- ITEMS DISCUSSED Mr. Peterson presented opening statement and evidence (Board's discipline policy, pages from student handbook, copy of the letter of suspension) and recommendation to expel student.
Student 1112-01 read his account of what happened.
Parents stated they will work with the school to get the student help.
Recommendation – Expel for 1 year, go to Alternative School and counseling. Review after year and recommendation that his is ready to come back to school from counselor. Expulsion would be held in abeyance.
- ADJOURN
RETURN TO
OPEN MEETING At 6:08 p.m. Ms. Glenn moved and Mrs. Hopkins seconded the motion to return to open session. On roll call the members voted as follows: Ms Glenn, aye; Mrs. Hopkins, aye; Mrs. Nauman, aye; and Mrs. Shore, aye. Motion carried.

APPROVED: _____

DATE: _____

Putnam County Community Unit School District #535
400 E Silverspoon Ave
Granville, Illinois 61326

Board of Education
Budget Hearing
6:00 p.m., September 19, 2011

Board President Danielle Stoddard called the meeting to order at 6:13 p.m.

The following members were present to answer roll call: Mr. Gibson, Ms. Glenn, Mrs. Hopkins, Mrs. Nauman, and Mrs. Shore. Mr. Kettman and Mrs. Popurella were absent.

ROLL CALL

Superintendent McCracken presented the FY 11/12 Balanced Budget.

There were no audience comments

At 6:30 p.m. Mrs. Shore moved and Ms. Glenn seconded the motion to adjourn. All ayes, motion carried.

Respectfully submitted.
Pam Ellena, Board Secretary

APPROVED _____	_____
BOARD PRESIDENT	DATE
_____	_____
BOARD SECRETARY	DATE

Putnam County Community Unit School District #535
400 E Silverspoon Ave
Granville, Illinois 61326

Board of Education
Regular Meeting
6:30 p.m., Sept 19, 2011
Media Center Putnam County Primary School

Board President Vicky Nauman called the meeting to order at 6:30 p.m.

The meeting continued with the Pledge of Allegiance.

PLEDGE

The following members were present to answer roll call: Mr. Gibson, Ms Glenn, Mrs. Hopkins, Mr. Kettman, Mrs. Nauman, and Mrs. Shore. Mrs. Popurella was absent.

ROLL CALL

No adjustments

ADJUSTMENTS

Mr. Tom Peffer from Gorenz and Associates present the Board with the FY10/11 Audit. The District received a clean opinion. The Ed fund has about 5 months in reserve, Transportation fund about 6 months, and Working Cash about 3 months.

DELEGATIONS

Ms. Glenn moved and Mr. Gibson seconded the motion to approve the Consent Agenda - Regular and Executive session minutes of August 15, 2011, minutes from Special Board Meeting of August 22, 2011, Financial Reports for the month of August, Treasurer's Report for month of August, bills for month of September, destroy Executive Session Verbatim Recording of March 4, 2010, and approve Application for Recognition of Schools. On roll call the members voted as follows: Ms. Glenn, aye; Mrs. Hopkins, aye; Mr. Kettman, aye; Mrs. Nauman, aye; Mrs. Shore, aye; and Mr. Gibson, aye. Motion carried.

CONSENT AGENDA

Mr. McCann thanked the PC Educational Foundation for the mini-grant to the LST in Henry. The students enjoyed the LST.

PRINCIPALS' REPORTS

State Funding Update – State still owes the District approximately \$185,600.
Enrollment numbers – Primary 253 includes Pre-K, Elementary 193, Junior High 197 and High School 278, Total 921.

SUPERINTENDENT REPORT

Transportation – smoother start to the year

All school board members will need to be trained on the Open Meetings Act.

Administrative Procedures are finished.

The District is an active member of IASB and was presented with a certificate.

The High School has had some new landscaping in the front. Mr. and Mrs. Peterson planted flowers and custodians planted the bushes and other plants. The High School Soda fund funded part of the project along with the O&M fund.

No Committee reports.

COMMITTEE MEETINGS

Ms. Glenn moved and Mr. Gibson seconded the motion to approve the FY11/12 Budget. On roll call the members voted as follows: Ms. Glenn, aye; Mrs. Hopkins, aye; Mr. Kettman, aye; Mrs. Nauman, aye; Mrs. Shore, aye; and Mr. Gibson, aye. Motion carried.

FY 11/12 BUDGET

PUTNAM COUNTY BOARD OF EDUCATION

Sept 19, 2011

Page 2

Mrs. Hopkins moved and Mrs. Shore seconded the motion to approve the new Fund Balance Policy. On roll call the members voted as follows: Mrs. Hopkins, aye; Mr. Kettman, aye; Mrs. Nauman, aye; Mrs. Shore, aye; Mr. Gibson, aye; and Ms. Glenn, aye. Motion carried.

FUND BALANCE
POLICY

Mr. Gibson moved and Mr. Kettman seconded the motion to approve Power Purchase Plan with Ameren for 26 months. On roll call the members voted as follows: Mr. Gibson, aye; Ms. Glenn, aye; Mrs. Hopkins, aye; Mr. Kettman, aye; Mrs. Nauman, aye; and Mrs. Shore, aye. Motion carried.

POWER PURCHASE
PLAN

Mrs. Hopkins moved and Ms. Glenn seconded the motion to raise the substitute teacher pay to \$90 per day. On roll call the members voted as follows: Mrs. Hopkins, aye; Mr. Kettman, aye; Mrs. Nauman, aye; Mrs. Shore, aye; Mr. Gibson, aye; and Ms. Glenn, aye. Motion carried.

SUBSTITUTE
TEACHER PAY

Mrs. Hopkins moved and Mrs. Shore seconded the motion to post the position of High School Golf Coach. On roll call the members voted as follows: Mrs. Hopkins, aye; Mr. Kettman, aye; Mrs. Nauman, aye; Mrs. Shore, aye; Mr. Gibson, aye; and Ms. Glenn, aye. Motion carried.

HS GOLF COACH

Mr. Kettman moved and Ms. Glenn seconded the motion to approve the purchase of SDS Web Version and Analytical Compass (financial accounting programs). On roll call the members voted as follows: Mr. Kettman, aye; Mrs. Nauman, aye; Mrs. Shore, aye; Mr. Gibson, aye; Ms. Glenn, aye; and Mrs. Hopkins, aye. Motion carried.

SDS/ANALYTICAL
COMPASS

Mrs. Hopkins moved and Mr. Gibson seconded the motion to accept the Annual Audit Report from Gorenz and Associates. On roll call the members voted as follows: Mrs. Hopkins, aye; Mr. Kettman, aye; Mrs. Nauman, aye; Mrs. Shore, aye; Mr. Gibson, aye; and Ms. Glenn, aye. Motion carried.

AUDIT

At 7:45 p.m. Mrs. Hopkins moved and Mrs. Shore seconded the motion to adjourn to executive session to discuss the appointment, employment, compensation, discipline, performance and/or dismissal of specific employees of the district. On roll call the members voted as follows: Mrs. Hopkins, aye; Mr. Kettman, aye; Mrs. Nauman, aye; Mrs. Shore, aye; Mr. Gibson, aye; and Ms. Glenn, aye. Motion carried.

EXECUTIVE
SESSION

At 8:25 p.m. Mr. Gibson moved and Mrs. Hopkins seconded the motion to return to open session. On roll call the members voted as follows: Mr. Gibson, aye; Ms. Glenn, aye; Mrs. Hopkins, aye; Mr. Kettman, aye; Mrs. Nauman, aye; and Mrs. Shore, aye. Motion carried.

Mr. Gibson moved and Mrs. Shore seconded the motion to grant Cindy Colmone and Carmela Rodriguez maternity leave as stated in their letters. All ayes, motion carried.

PERSONNEL

Mr. Kettman moved and Ms. Glenn seconded the motion to grant leave of absence for Amy Ondrey. All ayes, motion carried.

PUTNAM COUNTY BOARD OF EDUCATION

Sept 19, 2011

Page 3

The Board asked Superintendent McCracken to proceed with Mr. Schmidt's retirement request by reviewing with lawyer.

Mr. Kettman moved and Mr. Gibson seconded the motion to hire Gina Heuser as JH Spec Ed Aide. On roll call the members voted as follows: Mr. Kettman, aye; Mrs. Nauman, aye; Mrs. Shore, aye; Mr. Gibson, aye; Ms. Glenn, aye; and Mrs. Hopkins, aye. Motion carried.

Mrs. Hopkins moved and Mr. Kettman seconded the motion to hire Lauren VanKeulen and Kati O'Keefe and JH co-cheerleading sponsors. On roll call the members voted as follows: Mrs. Hopkins, aye; Mr. Kettman, aye; Mrs. Nauman, aye; Mrs. Shore, aye; Mr. Gibson, aye; and Ms. Glenn, aye. Motion carried.

At 8:28 p.m. Mrs. Hopkins moved and Mr. Gibson seconded the motion to adjourn. All ayes, motion carried.

Respectfully submitted.
Pamela Ellena, Board Secretary

APPROVED _____	_____
BOARD PRESIDENT	DATE
_____	_____
BOARD SECRETARY	DATE

Putnam County Community Unit School District No. 535
Granville, Illinois 61326
EXECUTIVE SESSION MINUTES
SEPT 19, 2011

- CALL TO ORDER The School Board of Putnam County met in regular session in the media center at the Primary Building.
- ROLL CALL The following members were present to answer roll call: Mr. Gibson, Ms Glenn, Mrs. Hopkins, Mr. Kettman, Mrs. Nauman, and Mrs. Shore. Mrs. Popurella was absent.
- EXECUTIVE SESSION At 7:45 p.m. Mrs. Hopkins moved and Mrs. Shore seconded the motion to adjourn to executive session to discuss the appointment, employment, compensation, discipline, performance and/or dismissal of specific employees of the district. On roll call the members voted as follows: Mrs. Hopkins, aye; Mr. Kettman, aye; Mrs. Nauman, aye; Mrs. Shore, aye; Mr. Gibson, aye; and Ms. Glenn, aye. Motion carried.
- ITEMS DISCUSSED A. Personnel
 1. Maternity Leave – Cindy Colmone
 2. Maternity Leave – Carmela Rodriguez
 3. Leave of Absence – Amy Ondrey
 4. Retirement – Ed Schmidt
 5. Hire – Gina Heuser, JH Spec Ed Aide
 Lauren VanKeulen – JH Co-Cheerleader Sponsor
 Kati O’Keefe – JH Co-Cheerleader Sponsor
 6. Superintendent’s Contract
- ADJOURN
RETURN TO
OPEN MEETING At 8:25 p.m. Mr. Gibson moved and Mrs. Hopkins seconded the motion to return to open session. On roll call the members voted as follows: Mr. Gibson, aye; Ms. Glenn, aye; Mrs. Hopkins, aye; Mr. Kettman, aye; Mrs. Nauman, aye; and Mrs. Shore, aye. Motion carried.

BOARD PRESIDENT: _____

DATE: _____

BOARD SECRETARY: _____

DATE: _____

Bills Payable List

<u>Vendor Name</u>	<u>Description</u>	<u>P.O. #</u>	<u>Amount</u>	<u>State Account #</u>
ALLEMAN, DIANNE	TITLE IIA TRAVEL		\$151.13	10-1110-332-42
		Total	\$151.13	
ALLIED WASTE SERVICES #3(ALL SCHOOL SERVICES			\$398.69	20-2542-321-1
		Total	\$398.69	
AMEREN ILLINOIS	H S- ELECTRIC SERVICE		\$56.09	20-2542-466-2
	H S- ELECTRIC SERVICE		\$1,233.24	20-2542-466-2
	JR HI-ELECTRICAL SERVICE		\$109.91	20-2542-466-3
	JR HI-ELECTRICAL SERVICE		\$4,564.77	20-2542-466-3
	JR HI-NATURAL GAS		\$148.73	20-2542-465-3
	ELEMENTARY-ELECTRIC SERVI		\$2,316.73	20-2542-466-4
	ELEMENTARY-NATURAL GAS		\$164.67	20-2542-465-4
	ELEMENTARY-ELECTRIC SERVI		\$10.41	20-2542-466-4
	JR HI-ELECTRICAL SERVICE		\$35.89	20-2542-466-3
	JR HI-ELECTRICAL SERVICE		\$11.57	20-2542-466-3
	PRIMARY-ELECTRIC SERVIC		\$4,692.49	20-2542-466-5
	PRIMARY NATURAL GAS		\$374.92	20-2542-465-5
	H S- ELECTRIC SERVICE		\$5,283.20	20-2542-466-2
	H S-NATURAL GAS SERVICE		\$314.06	20-2542-465-2
		Total	\$19,316.68	
BAELE, BRANDY	TITLE IIA TRAVEL		\$19.74	10-1110-332-42
	SW-TRAVEL		\$19.74	10-2110-332-1
	TITLE IIA TRAVEL		\$131.36	10-1110-332-42
		Total	\$170.84	
BALLARD, HEATHER	H S TRAVEL		\$54.08	10-1113-332-2
		Total	\$54.08	
BARNETT, JAMES	JR HI-ATHLETIC SUPPLIES		\$179.97	10-1501-410-3
		Total	\$179.97	
BEAMS-STACKER, LESLEE	ECE INST SUP 1-6		\$181.53	10-1125-410-1
		Total	\$181.53	
BERGFELD STUDIO	PRIMARY BLDG CONSTRUCTION		\$950.00	60-2530-520-1
		Total	\$950.00	
BLUE CROSS BLUE SHIELD	HLTH CRT S		\$717.92	10-481
	HLTH BP CRT S		\$6,461.84	10-481
	HLTH CRT F		\$3,112.10	10-481
	HLTH BP CRT F		\$4,391.20	10-481
	HLTH CRT E + S		\$1,727.40	10-481
	HLTH BP CRTE+S		\$3,557.80	10-481
	HLTH NC E+S		\$172.74	10-481
	HLTH BP NC E+S		\$355.78	10-481
	HLTH NC S		\$76.92	10-481
	HLTH NC S		\$76.92	20-481
	HLTH BP NC S		\$692.34	10-481
	HLTH BP NC S		\$692.34	20-481
	HLTH BP EMP+C		\$314.12	20-481
	HLTH E + C		\$820.55	10-481
	HLTH BP E + C		\$1,570.60	10-481
	HLTH E + C		\$164.11	20-481

Bills Payable List

<u>Vendor Name</u>	<u>Description</u>	<u>P.O. #</u>	<u>Amount</u>	<u>State Account #</u>
	HLTH ADM BP F		\$2,250.99	10-481
	HLTH ADMIN E+S		\$1,020.04	10-481
	HLTH ADMIN E+S		\$37.00	40-481
		Total	\$28,212.71	
BRANDSTATTER SONS, JOHNELEMENTARY-BLDG REPAIR			\$74.60	20-2542-323-4
		Total	\$74.60	
BRANDSTATTER, LORETTA	CONTRACT SERVICE-SP ED R		\$127.84	40-2550-326-1
		Total	\$127.84	
BUILDERS CHOICE, INC.	ELEMENTARY-BLDG SUPPLIES		\$20.80	20-2542-410-4
		Total	\$20.80	
CARLSON, CARL	PRINC OFFICE-TRAVEL		\$148.52	10-2410-332-1
		Total	\$148.52	
CARLSON, MELISSA	TITLE IIA TRAVEL		\$32.23	10-1110-332-42
		Total	\$32.23	
CDWG INC.	MEDICAID	27043	\$451.45	10-1220-411-11
	PRINC OFFICE-CAP OUTLAY	27045	\$452.06	10-2410-540-1
		Total	\$903.51	
CHRISTENSEN FORD SALES HIGH SCHOOL-BLDG SUPPLIE			\$244.08	20-2542-410-2
		Total	\$244.08	
CIONI FORD, AL	YELLOW BUS R/M		\$50.00	40-2550-322-1
		Total	\$50.00	
CLASSROOM DIRECT	ECE INST SUP 1-6	50501	\$179.75	10-1125-410-1
		Total	\$179.75	
COLMONE, CINDY	CROSS CAT - JH		\$101.17	10-1220-410-3
	JR HI-TRAVEL		\$10.00	10-1112-332-3
		Total	\$111.17	
COMPANION LIFE (DENTAL)	DENTAL CERT S		\$146.30	10-481
	DENTAL BP CRT S		\$271.48	10-481
	DENTAL CRT F		\$422.00	10-481
	DENTAL BP CRT F		\$783.60	10-481
	DENTAL CERT S+		\$164.97	10-481
	DENT BP CRT S+		\$306.41	10-481
	DENT ADM BP F		\$120.54	10-481
	DENT ADMIN E+S		\$106.21	10-481
	DENT ADMIN E+S		\$2.54	40-481
	DENT NC FAMILY		\$21.10	20-481
	DENT NC BP FAM		\$39.18	20-481
	DENT NC SINGLE		\$13.30	10-481
	DENT NC SINGLE		\$19.95	20-481
	DENT NC BP SIN		\$24.68	10-481
	DENT NC BP SIN		\$37.02	20-481
	DENTAL EMP PD		\$56.97	10-481
		Total	\$2,536.25	

Bills Payable List

<u>Vendor Name</u>	<u>Description</u>	<u>P.O. #</u>	<u>Amount</u>	<u>State Account #</u>	
COMPANION LIFE (LIFE)	LIFE ADM BP		\$19.00	10-481	
	LIFE SUPT BP 2		\$4.42	10-481	
	LIFE SUPT BP 2		\$0.33	40-481	
	LIFE CERT		\$95.19	10-481	
	LIFE CERT BP		\$176.13	10-481	
	LIFE NC		\$3.33	10-481	
	LIFE NC		\$3.32	20-481	
	LIFE NC BP		\$6.19	10-481	
	LIFE NC BP		\$6.20	20-481	
	LIFE EMP PD		\$4.76	10-481	
		Total	\$318.87		
	COMTECH HOLDINGS INC	JR HI BLDG. REP/ MAINT		\$1,218.00	20-2542-323-3
ELEMENTARY-BLDG REPAIR			\$1,428.87	20-2542-323-4	
Total		\$2,646.87			
COSGROVE DISTRIBUTORS	PRIMARY CAFE FOOD		\$104.00	10-2560-410-5	
	Total	\$104.00			
CULLIGAN TRI CO SALES	ALL SCHOOL SERVICES		\$156.80	20-2542-321-1	
	ALL SCHOOL SERVICES		\$12.75	20-2542-321-1	
	Total	\$169.55			
DAVIS, ANNETTE E	MEDIA PROG-TRAVEL		\$58.19	10-2220-332-1	
	Total	\$58.19			
DELTA INDUSTRIES INC	ELEMENTARY-BLDG REPAIR		\$1,068.63	20-2542-323-4	
	Total	\$1,068.63			
EDGEWOOD PARK GOLF CLUHS ATH DUES/FEES		27131	\$1,000.00	10-1501-640-2	
	Total		\$1,000.00		
ELEVATOR INSPECTION SERVJR HI BLDG. REP/ MAINT			\$330.00	20-2542-323-3	
	Total		\$330.00		
ELLENA, PAMELA	FISCAL SVCS TRAVEL		\$14.10	10-2520-332-1	
	Total		\$14.10		
EPES SOFTWARE	HS OFFICE - SUPPLIES	27143	\$214.00	10-2410-410-2	
	Total		\$214.00		
ESGI	ESGI TEACHER LICENSE	50516	\$525.00	10-1113-470-1	
	Total		\$525.00		
FICEK ELECTRIC & COMM	H S-BUILDING REPAIRS/MAI		\$170.00	20-2542-323-2	
	H S-BUILDING REPAIRS/MAI		\$55.00	20-2542-323-2	
	H S-BUILDING REPAIRS/MAI		\$115.00	20-2542-323-2	
	Total		\$340.00		
FORESTRY SUPPLIERS INC	VOC AG SUPPLIES	27063	\$99.29	10-1401-410-2	
	Total		\$99.29		
FOX RIVER FOODS CO	ECE FOOD SUPP		\$422.13	10-1125-411-1	
	HEN BREAKFAST		\$412.87	10-2560-410-1-4	
	HENN-CAFE FOOD		\$3,351.96	10-2560-410-4	

Bills Payable List

<u>Vendor Name</u>	<u>Description</u>	<u>P.O. #</u>	<u>Amount</u>	<u>State Account #</u>
FOX RIVER FOODS CO	HENN ELEM-CAFE MISC SUPP		\$96.62	10-2560-490-4
	PRIMARY CAFE FOOD		\$2,012.85	10-2560-410-5
	PRIMARY BREAKFAST		\$297.94	10-2560-410-1-5
	PRIMARY MISC SUPPLY		\$52.07	10-2560-490-5
	JR HI-CAFE FOOD		\$4,471.64	10-2560-410-3
	JH BREAKFAST		\$1,042.47	10-2560-410
	JR HI-CAFE MISC SUPPLIES		\$159.12	10-2560-490-3
	HIGH SCHOOL- FOOD		\$4,810.60	10-2560-410-2
	HS BREAKFAST		\$653.67	10-2560-410-1-2
	H S-CAFE MISC SUPPLIES		\$28.66	10-2560-490-2
	Total		\$17,812.60	
FOX VALLEY SYSTEMS, INC.	HENN ELEM-SUPPLIES		\$132.01	10-1110-410-4
	Total		\$132.01	
FRONTIER	SUPT-TELEPHONE		\$76.32	20-2542-340-1
	H S - TELEPHONE SERVICE		\$173.14	20-2542-340-2
	ELEM-TELEPHONE		\$160.25	20-2542-340-4
	Total		\$409.71	
G & B MECHANICAL	PRIMARY REPAIR/MAI		\$185.26	20-2542-323-5
	Total		\$185.26	
GARCIA, DAVID	ATHLETIC DIR. TRAVEL		\$867.15	10-1501-333-2
	Total		\$867.15	
GOSLIN, VANESSA	H S TRAVEL		\$98.70	10-1113-332-2
	JR HI-TRAVEL		\$98.70	10-1112-332-3
	Total		\$197.40	
GRAINGER	JR HI-BUILDING SUPPLIES		\$42.54	20-2542-410-3
	Total		\$42.54	
GRAPHIC ELECTRONICS	SUPT OFFICE-SUPPLIES		\$7.00	10-2320-410-1
	Total		\$7.00	
GRASSERS	JR HI-BUILDING SUPPLIES		\$123.62	20-2542-410-3
	Total		\$123.62	
GRIZZLY INDUSTRIAL	IND ARTS-SUPPLIES	26573	\$620.42	10-1402-410-2
	IND ARTS-SUPPLIES	26573	\$114.93	10-1402-410-2
	Total		\$735.35	
HARTMAN, CONNIE JO	TITLE IIA TRAVEL		\$154.19	10-1110-332-42
	Total		\$154.19	
HEALY, BENDER & ASSOCIATL/S HEN CAP OUTLAY			\$4,978.00	90-2548-540-4
	Total		\$4,978.00	
HENNEPIN BLDG IMPREST	HENN ELEM-TRAVEL		\$50.00	10-1110-332-4
	TITLE IIA TRAVEL		\$240.00	10-1110-332-42
	PRINC OFFICE-TRAVEL		\$10.00	10-2410-332-1
	PRINC OFFICE-POSTAGE		\$12.39	10-2410-341-1
	LEASE BLOCK GRANT TRAVEL		\$320.00	10-1110-332-38
	TITLE IIA TRAVEL		\$75.00	10-1110-332-42

Bills Payable List

<u>Vendor Name</u>	<u>Description</u>	<u>P.O. #</u>	<u>Amount</u>	<u>State Account #</u>
HENNEPIN BLDG IMPREST	HENN ELEM-TRAVEL		\$44.00	10-1110-332-4
	PRIMARY-TRAVEL		\$44.00	10-1111-332-5
	Total		\$795.39	
HENNEPIN FOOD MART	HENN-CAFE FOOD		\$4.45	10-2560-410-4
	OPENING DAY LUNCH		\$978.60	10-2310-410-6
	ELEMENTARY-BLDG SUPPLIES		\$113.68	20-2542-410-4
	HENN-CAFE FOOD		\$9.39	10-2560-410-4
	HENN-CAFE FOOD		\$4.45	10-2560-410-4
Total		\$1,110.57		
HENNEPIN WATER DISTRICT ELEM-WATER			\$157.33	20-2542-322-4
	Total		\$157.33	
HENRICKSEN & COMPANY, INR HI-BUILDING SUPPLIES			\$1,398.00	20-2542-410-3
	Total		\$1,398.00	
HIGH SCHOOL IMPREST	HS ATHL OFFICIALS		\$1,000.00	10-1501-319-2
	HS ATH DUES/FEES		\$964.50	10-1501-640-2
	MUSIC DUES		\$20.00	10-1115-640-1
	ACTIVITY FEES HS		\$40.00	10-1720
	LEASE BLOCK GRANT TRAVEL		\$150.00	10-1110-332-38
	MEDIA PROG-TRAVEL		\$205.00	10-2220-332-1
	H S TRAVEL		\$325.00	10-1113-332-2
	H S-ATHLETIC TRAVEL		\$35.00	10-1501-332-2
	Total		\$2,739.50	
HIGHSMITH COMPANY INC NURSE-SUPPLIES		32002	\$52.74	10-2134-410-1
	Total		\$52.74	
HILLMANN PEDIATRIC THERPHYS IMP-CONTRACT SERVIC			\$4,561.05	10-1204-319-1
	Total		\$4,561.05	
HINCKLEY SPRING WATER CSUPT OFFICE-SUPPLIES			\$95.02	10-2320-410-1
	Total		\$95.02	
HODGES, LOZZI, EISENHAMNSUPT OFFICE-SUPPLIES			\$50.00	10-2320-410-1
	Total		\$50.00	
HOFFMAN, JANICE	ECE FOOD SUPP		\$50.50	10-1125-411-1
	ECE TRAVEL 7-5		\$404.54	10-1125-332-1
	Total		\$455.04	
HOOPESTON SEWING BOUTIQ/C SCIENCE SUPPLY		26954	\$54.00	10-1113-412-2
	Total		\$54.00	
HORNBAKER GARDENS	H S-GROUNDS SUPPLIES		\$2,345.00	20-2543-410-2
	Total		\$2,345.00	
HULSTROM, NATALIE	MUSIC TRAVEL		\$138.18	10-1115-332-1
	Total		\$138.18	
IDEAL ENVIROMENTAL	ASBESTOS T & W		\$195.00	20-2542-332-7
	Total		\$195.00	

Bills Payable List

<u>Vendor Name</u>	<u>Description</u>	<u>P.O. #</u>	<u>Amount</u>	<u>State Account #</u>
IL ASSO OF SCHOOL BOARDS	BOARD OF ED/TRAVEL		\$660.00	10-2310-332-6
		Total	\$660.00	
IL CENTRAL SCHOOL BUS LL	CONTRACT REG		\$37,537.65	40-2550-325-1
	CONTRACT SERVICE-SP ED R		\$11,640.72	40-2550-326-1
	CONTRACT SERVICE-AV		\$1,033.20	40-2550-327-1
	CONTRACT ECE ROUTES		\$10,788.33	40-2550-331-1
	CONTRACT-EX CURRIC		\$3,254.15	40-2550-328-1
	ED FOUNDATION		\$393.60	40-2550-328-1
	MEDICAID		\$153.75	10-1220-411-11
		Total	\$64,801.40	
IL VALLEY BUSINESS EQUIPMEN	R/M/COPIERS		\$845.60	10-1110-323-4
	PRIMARY R/M /COPIER		\$845.60	10-1111-323-5
	JH R/M/COPIER		\$845.60	10-1112-323-3
	HS R/M / COPIER		\$845.60	10-1113-323-2
	SUP COPY MACHINE		\$845.60	10-2320-323-1
	PRIMARY R/M /COPIER		\$56.00	10-1111-323-5
		Total	\$4,284.00	
IL VALLEY CELLULAR	ALL SCHOOL SERVICES		\$85.43	20-2542-321-1
	SUPT-TELEPHONE		\$118.14	20-2542-340-1
	ALL SCHOOL SERVICES		\$75.53	20-2542-321-1
		Total	\$279.10	
IL VALLEY FENCE & POOL IN	BASEBALL FENCE		\$7,900.00	10-1501-540-3
		Total	\$7,900.00	
IL VALLEY WASTE SERVICES	ALL SCHOOL SERVICES		\$388.59	20-2542-321-1
	ALL SCHOOL SERVICES		\$502.09	20-2542-321-1
		Total	\$890.68	
INTERSTATE BRANDS CORP	HIGH SCHOOL- FOOD		\$501.12	10-2560-410-2
	HS BREAKFAST		\$185.04	10-2560-410-1-2
	HEN BREAKFAST		\$108.00	10-2560-410-1-4
	PRIMARY CAFE FOOD		\$335.68	10-2560-410-5
	HENN-CAFE FOOD		\$274.54	10-2560-410-4
	JR HI-CAFE FOOD		\$480.56	10-2560-410-3
		Total	\$1,884.94	
JAYWIL SOFTWARE DEVELOP	JR HI MEDIA-PERIODICALS		\$126.00	10-2220-440-3
		Total	\$126.00	
JERMENC, STACIE	JR HI-TRAVEL		\$123.46	10-1112-332-3
	JR HI SUPPLIES		\$23.36	10-1112-410-3
		Total	\$146.82	
JOHNSTONE SUPPLY	JR HI BLDG. REP/ MAINT		\$177.03	20-2542-323-3
	ELEMENTARY-BLDG SUPPLIES		\$158.98	20-2542-410-4
		Total	\$336.01	
JUNIOR HIGH IMPREST	JH ATHL OFFICIALS		\$860.00	10-1501-319-3
	PRINC OFFICE-POSTAGE		\$19.49	10-2410-341-1
	JR HI-TRAVEL		\$88.00	10-1112-332-3
		Total	\$967.49	

Bills Payable List

<u>Vendor Name</u>	<u>Description</u>	<u>P.O. #</u>	<u>Amount</u>	<u>State Account #</u>
KAPLAN EARLY LEARNING CECE INST SUP 1-6		50515	\$56.46	10-1125-410-1
		Total	\$56.46	
LANTER REFRIGERATED DIS HIGH SCHOOL- FOOD			\$25.88	10-2560-410-2
	JR HI-CAFE FOOD		\$51.75	10-2560-410-3
	HENN-CAFE FOOD		\$51.75	10-2560-410-4
	PRIMARY CAFE FOOD		\$25.87	10-2560-410-5
		Total	\$155.25	
LEASE	LEASE BLOCK GRANT TRAVEL		\$65.00	10-1110-332-38
	LEASE BLOCK GRANT TRAVEL		\$45.80	10-1110-332-38
		Total	\$110.80	
LERETTE, KRISTAL	PRINC OFFICE-TRAVEL		\$170.19	10-2410-332-1
		Total	\$170.19	
LIBRARY STORE, THE	HS MEDIA SUPPLIES	26921	\$184.10	10-2220-410-2
		Total	\$184.10	
LIGHTED WAY ASSOCIATION	LIGHTEDWAY/ALLENDALE		\$6,129.06	10-1912-670-1
		Total	\$6,129.06	
LOCKER ROOM	JR HI-ATHLETIC SUPPLIES		\$120.90	10-1501-410-3
		Total	\$120.90	
LOHMAN COMPANIES	BOARD DUES/FEES		\$144.00	10-2310-640-6
		Total	\$144.00	
LOOKOUT BOOKS	HS MEDIA BOOKS		\$80.44	10-2220-411-2
		Total	\$80.44	
LUCAS, MARY	HENN ELEM-SUPPLIES		\$152.37	10-1110-410-4
		Total	\$152.37	
MARK KARLOSKY CONSULT	LEASE FD TECH SUPPLY	27044	\$229.93	10-1112-410-1
	MONITORS	64598	\$577.25	10-1112-410-1
	HP PROBOOKS-2	64599	\$1,038.48	10-1110-540-1
		Total	\$1,845.66	
MAXIIS	LEASE FD-MAXIIS		\$200.00	10-2190-323-1
		Total	\$200.00	
MCCANN, MICHAEL S	HENN ELEM-SUPPLIES		\$26.12	10-1110-410-4
		Total	\$26.12	
MCGRAW HILL CO	H S-TEXTBOOKS		\$140.53	10-1113-420-2
		Total	\$140.53	
MCNABB TELEPHONE COMP	SUPT-TELEPHONE		\$181.45	20-2542-340-1
	H S - TELEPHONE SERVICE		\$335.86	20-2542-340-2
	JR HI-TELEPHONE SERVICE		\$355.74	20-2542-340-3
	ELEM-TELEPHONE		\$166.99	20-2542-340-4
	PRIMARY-TELEPHONE SERV		\$312.07	20-2542-340-5

Bills Payable List

<u>Vendor Name</u>	<u>Description</u>	<u>P.O. #</u>	<u>Amount</u>	<u>State Account #</u>
		Total	\$1,352.11	
MEDIACOM LLC	LEASE FD-MAXIIS		\$249.95	10-2190-323-1
		Total	\$249.95	
MENARDS PERU	BATTERIES & CHARGER		\$39.46	10-1112-410-1
	IND ARTS-SUPPLIES		\$512.80	10-1402-410-2
		Total	\$552.26	
MIGLIORINI, ANGIE	TITLE IIA TRAVEL		\$37.07	10-1110-332-42
	PRIMARY-TRAVEL		\$28.20	10-1111-332-5
		Total	\$65.27	
MIGNONE, MARIA	TITLE IIA TRAVEL		\$198.21	10-1110-332-42
		Total	\$198.21	
N C I M D	PRIMARY CAFE FOOD		\$1,882.44	10-2560-410-5
	HENN-CAFE FOOD		\$1,132.40	10-2560-410-4
	HIGH SCHOOL- FOOD		\$1,412.30	10-2560-410-2
	JR HI-CAFE FOOD		\$1,351.86	10-2560-410-3
		Total	\$5,779.00	
NATIONAL FFA ORGANIZATIVOC	AG-FFA TRAVEL	27142	\$750.00	10-1401-333-2
	VOC AG FEE SUPPLY	27142	\$250.00	10-1401-411-2
		Total	\$1,000.00	
NATIONAL GEOGRAPHIC EXHENN	ELEM-TEXT	42791	\$253.82	10-1110-420-4
	PRIMARY-TEXTBOOKS	50423	\$39.05	10-1111-420-5
		Total	\$292.87	
NORTH CENTRAL BANK	TITLE IIA TRAVEL		\$750.00	10-1110-332-42
	PRINC OFFICE-TRAVEL		\$297.50	10-2410-332-1
	HENN ELEM-SUPPLIES		\$83.55	10-1110-410-4
	PRIMARY OFFICE - SUPPLIES		\$142.00	10-2410-410-5
	PRINC OFFICE-TRAVEL		\$173.90	10-2410-332-1
	HUNDLEY FUND		\$463.98	10-2310-411-6
	SUPT OFFICE-SUPPLIES		\$43.31	10-2320-410-1
	SUPT OFFICE-TRAVEL		\$87.20	10-2320-332-1
	SURVEYMONKEY.COM		\$9.67	10-1113-470-1
	JH MEDIA-AV	26919	\$118.61	10-2220-430-3
	HEN MEDIA SOFTWARE	26919	\$118.61	10-2220-470-4
	PRIMARY MEDIA-AV	26919	\$118.61	10-2220-430-5
	HS-SUPPLIES	27018	\$13.00	10-1113-410-2
		Total	\$2,419.94	
ORKIN EXTERMINATING CO	IALL SCHOOL SERVICES		\$213.79	20-2542-321-1
		Total	\$213.79	
OTTAWA ELEM SCHOOL	DIS'ISP ED TUITION PUBLIC		\$8,000.00	10-4220-600-1
		Total	\$8,000.00	
PALOS SPORTS INC	MEDICAID	64472	\$224.24	10-1220-411-11
		Total	\$224.24	
PAVILION FOUNDATION	HOMEBOUND PROF SERV		\$300.00	10-1204-318-1

Bills Payable List

<u>Vendor Name</u>	<u>Description</u>	<u>P.O. #</u>	<u>Amount</u>	<u>State Account #</u>
		Total	\$300.00	
PC FOODS, INC.	HENN-CAFE FOOD		\$34.68	10-2560-410-4
	HIGH SCHOOL- FOOD		\$4.95	10-2560-410-2
	DONATIONS		\$32.90	10-2310-412-6
	F/C SCIENCE SUPPLY		\$242.89	10-1113-412-2
		Total	\$315.42	
PCCU (NEC)	NEC-ADMIN/10 MONTH		\$112.22	10-481
	NEC-ADMIN/10 MONTH		\$1.74	40-481
	NEC 24/20		\$1,076.74	10-481
		Total	\$1,190.70	
PCI EDUCATIONAL PUBLISHIMEDICAID		42890	\$476.91	10-1220-411-11
		Total	\$476.91	
PEARSON EDUCATION	CROSS CAT-TEXT	42575	\$471.93	10-1220-420-1
		Total	\$471.93	
PENSERV PLAN SERVICES	PENSERV PLAN SERVICES		\$1,740.00	10-481
		Total	\$1,740.00	
PEPPER & SON, JW	MUSIC SUPPLY-JH	32036	\$370.42	10-1115-410-3
		Total	\$370.42	
PERMA- BOUND	JH MEDIA BOOKS	32010	\$71.55	10-2220-411-3
	JH MEDIA BOOKS	32347	\$17.23	10-2220-411-3
		Total	\$88.78	
PERRY MEMORIAL HOSPITALSTUDENT DRUG TESTING			\$718.50	10-2310-390-6
		Total	\$718.50	
PITNEY BOWES	PRINC OFFICE-POSTAGE		\$318.00	10-2410-341-1
		Total	\$318.00	
PRIMARY IMPREST	TITLE IIA TRAVEL		\$199.00	10-1110-332-42
	PRIMARY-TRAVEL		\$80.00	10-1111-332-5
	PRINC OFFICE-POSTAGE		\$4.73	10-2410-341-1
	LEASE BLOCK GRANT TRAVEL		\$45.00	10-1110-332-38
	ECE TRAVEL 7-5		\$201.60	10-1125-332-1
		Total	\$530.33	
PUT CO PCEA/IEA DUES	NON-CERT DUES		\$493.52	10-481
	NON-CERT DUES		\$35.04	20-481
	IEA CERT DUES		\$2,031.60	10-481
		Total	\$2,560.16	
PUT CO SCHOOL (TRS HEALTHENSON, SPARR			\$466.37	10-1110-222-4
	PUETZ		\$119.68	10-1111-222-5
	HOPKINS,KASS,SMITH		\$521.60	10-1112-222-3
	JENKINS, WRAGGE		\$401.92	10-1113-222-2
	THIS ADMIN/10 MONTH		\$297.96	10-481
	THIS ADMIN/10 MONTH		\$4.61	40-481
	THIS P24/T20		\$2,691.76	10-481
		Total	\$4,503.90	

Bills Payable List

<u>Vendor Name</u>	<u>Description</u>	<u>P.O. #</u>	<u>Amount</u>	<u>State Account #</u>
PUT CO SCHOOL (TRS)	TRS ADMI/10 MONTH		\$1,818.65	10-481
	TRS ADMI/10 MONTH		\$28.14	40-481
	TRS P24/T20		\$17,185.69	10-481
	Total		\$19,032.48	
PUT CO SCHOOLS	IM IMRF		\$1,439.52	10-481
	IM IMRF		\$410.08	20-481
	IMRFBRD SHARE		\$3,483.62	50-481
	IMRFBRD SHARE		\$992.42	50-481
	Total		\$6,325.64	
PUTNAM CO COMM UNIT (IL)	IL State Tax		\$9,042.18	10-481
	IL State Tax		\$426.82	20-481
	IL State Tax		\$14.97	40-481
	Total		\$9,483.97	
PUTNAM CO SD FIT	Federal Tax 2011		\$21,042.65	10-481
	Federal Tax 2011		\$977.30	20-481
	Federal Tax 2011		\$53.47	40-481
	Total		\$22,073.42	
PUTNAM CO SD MEDICARE	MEDICARE (CERT)		\$2,033.21	10-481
	MEDICARE (CERT)		\$4.34	40-481
	MEDICARE (BRD PD)		\$2,033.21	50-481
	MEDICARE (BRD PD)		\$4.34	50-481
	Total		\$4,075.10	
PUTNAM COUNTY RECORD	PARTNERS IN ED		\$60.56	10-2310-412-6
	PARTNERS IN ED		\$110.44	10-2310-412-6
	Total		\$171.00	
PUTNAM COUNTY SD FICA	MATCHING FICA		\$2,455.85	50-481
	MATCHING FICA		\$697.16	50-481
	FICA 2011		\$1,813.81	10-481
	FICA 2011		\$514.90	20-481
	Total		\$5,481.72	
PUTNAM COUNTY UNIT CAFCAFETERIA PLAN			\$385.01	10-481
	Total		\$385.01	
PUTNAM COUNTY UNIT EI	COMP PAYMENT		\$72.17	10-481
	Total		\$72.17	
QUESSE MOVING & STORAGH S-BUILDING REPAIRS/MAI			\$1,079.00	20-2542-323-2
	Total		\$1,079.00	
QUILL	HS-SUPPLIES	27141	\$67.45	10-1113-410-2
	PRIMARY OFFICE - SUPPLIES	50482	\$82.09	10-2410-410-5
	Total		\$149.54	
R&H THEATRICALS	SPRING PLAY		\$2,700.00	10-1540-410-1
	FALL PLAY		\$463.00	10-1540-411-1
	Total		\$3,163.00	

Bills Payable List


<u>Vendor Name</u>	<u>Description</u>	<u>P.O. #</u>	<u>Amount</u>	<u>State Account #</u>
RB CROWTHER COMPANY	ELEM ROOF		\$70,000.00	60-2530-520-1
	ELEM ROOF		\$138,405.00	90-2548-540-4
		Total	\$208,405.00	
ROBBINS SCHWARTZ NICHOLE	LEGAL FEES		\$614.14	80-2369-318-1
		Total	\$614.14	
ROCKFORD INDUSTRIAL WEIVOC	AG SUPPLIES		\$19.50	10-1401-410-2
		Total	\$19.50	
S R A	MEDICAID	32004	\$261.75	10-1220-411-11
		Total	\$261.75	
S&S	HENN ELEM-SUPPLIES	42826	\$6.29	10-1110-410-4
		Total	\$6.29	
SABOTTA, CHRISTINE	NURSE-TRAVEL		\$60.16	10-2134-332-1
		Total	\$60.16	
SCHMIDT, ED	TECH-TRAVEL		\$252.86	10-2226-332-1
		Total	\$252.86	
SCHOLASTIC INC	ECE COMM SUPP	50506	\$73.87	10-1125-412-1
		Total	\$73.87	
SCHOOL SPECIALTY	MEDICAID	50474	\$560.49	10-1220-411-11
	PRIMARY-SUPPLIES	50479	\$183.93	10-1111-410-5
		Total	\$744.42	
SHELL EDUCATION	ECE INST SUP 1-6	50512	\$57.48	10-1125-410-1
		Total	\$57.48	
SLINGSBY, JOHN	EPIC-TUITION REIMB		\$510.00	10-2210-320-1
		Total	\$510.00	
SMART APPLE	HS MEDIA BOOKS	26924	\$276.55	10-2220-411-2
		Total	\$276.55	
SOMERSETT, MYRON	H S- GROUNDS REPAIR/MAIN		\$260.00	20-2543-323-2
		Total	\$260.00	
SPECIALIZED CURRICULUM	ANALYTICAL COMPASS		\$2,500.00	10-1113-470-1
	FINANCE WEB EDITION		\$7,500.00	10-1113-470-1
		Total	\$10,000.00	
SPORT SUPPLY GROUP INC	JR HI-ATHLETIC SUPPLIES		\$402.70	10-1501-410-3
		Total	\$402.70	
SPRING VALLEY BAKERY	BOARD SUPPLIES		\$48.00	10-2310-410-6
		Total	\$48.00	
SPRING VALLEY SUPERMARKET	C SCIENCE SUPPLY		\$61.04	10-1113-412-2
		Total	\$61.04	

Bills Payable List

<u>Vendor Name</u>	<u>Description</u>	<u>P.O. #</u>	<u>Amount</u>	<u>State Account #</u>
STAPLES ADVANTAGE	TECH SUPPLIES	27042	\$272.93	10-1112-410-1
		Total	\$272.93	
STAPLES CREDIT PLAN	SUPT OFFICE-SUPPLIES		\$109.83	10-2320-410-1
	LEASE FD TECH SUPPLY		\$13.98	10-1112-410-1
		Total	\$123.81	
STATE DISBURSEMENT UNIT CHILD SUPPORT			\$451.83	10-481
		Total	\$451.83	
STATE DISBURSEMENT UNIT CHILD SUPPORT			\$76.67	20-481
		Total	\$76.67	
SUPERINTENDENT IMPREST	BOARD DUES/FEES		\$402.50	10-2310-640-6
	ASBESTOS T & W		\$25.00	20-2542-332-7
	SUPT OFFICE-POSTAGE		\$10.35	10-2320-341-1
	PARTNERS IN ED		\$550.00	10-2310-412-6
	HIGH SCHOOL-BLDG SUPPLIE		\$253.53	20-2542-410-2
		Total	\$1,241.38	
SWINGEL, EDWARD	CO OP TRAVEL		\$126.90	10-1459-332-2
		Total	\$126.90	
TALX UC EXPRESS	UNEMPLOYMENT INSUR		\$70.29	80-2363-232-7
		Total	\$70.29	
TEST	JR HI-GROUNDS REP/MAIN		\$127.00	20-2543-323-3
		Total	\$127.00	
THOMPSON, DEBBIE	H S-ATHLETIC TRAVEL		\$91.18	10-1501-332-2
	JH MEDIA SUPPLIES		\$35.98	10-2220-410-3
		Total	\$127.16	
TOEDTER OIL COMPANY	JR HI-GROUNDS SUPPLIES		\$330.60	20-2543-410-3
		Total	\$330.60	
TONICA NURSERIES	VOC AG SUPPLIES		\$121.00	10-1401-410-2
		Total	\$121.00	
TONIS FLOWER AND GIFT SHBOARD SUPPLIES			\$25.00	10-2310-410-6
		Total	\$25.00	
TRANSPORTATION WITH A PICONTRACT SERVICE-SP ED R			\$1,995.00	40-2550-326-1
		Total	\$1,995.00	
TRINITY CATHOLIC SCHOOL HENN-CAFE FOOD			\$74.25	10-2560-410-4
		Total	\$74.25	
TRUCK & AUTO SUP	JR HI-BUILDING SUPPLIES		\$70.41	20-2542-410-3
		Total	\$70.41	
VACCA, RONDA	TITLE IIA TRAVEL		\$406.60	10-1110-332-42
		Total	\$406.60	

Bills Payable List

<u>Vendor Name</u>	<u>Description</u>	<u>P.O. #</u>	<u>Amount</u>	<u>State Account #</u>
VILLAGE OF GRANVILLE	PRIMARY- WATER		\$244.95	20-2542-322-5
	HS- WATER		\$972.50	20-2542-322-2
		Total	\$1,217.45	
WASHINGTON NATIONAL INS	WASHINGTON NTNL INS.		\$439.19	10-481
	WASHINGTON NTNL INS.		\$100.30	20-481
		Total	\$539.49	
WOODWORKER SUPPLY	IND ARTS-SUPPLIES	26574	\$737.08	10-1402-410-2
		Total	\$737.08	
		Report Total	\$528,130.20	



Putnam County Primary School

**400 E. Silverspoon Ave.
Granville, IL 61326**

**Phone Number 1-815-882-2800
Fax Number 1-815-882-2801**

ACTIVITY FUND REPORT SEPTEMBER

October 01, 2011

Beginning Balance September 01, 2011 \$8557.39

DEPOSITS \$680.18


9/29 - \$680.18 (\$250.00 PC Board for Character Counts, \$250.00 from Walmart, \$87.18 from Target, \$93.00 from soda)

EXPENDITURES -\$233.65

Check#571 – 9/20 - \$233.65 to Pepsi for Soda

Ending Balance September 30, 2011 \$9003.92

***Where all students will learn and succeed and all means ALL
Principal—Mrs. Kristal LeRette
Secretary—Mrs. Brenda Schmidt***



Putnam County Primary School

**400 E. Silverspoon Ave.
Granville, IL 61326**

**Phone Number 1-815-882-2800
Fax Number 1-815-882-2801**

IMPREST FUND REPORT SEPTEMBER

October 01, 2011

Maximum Balance	\$1,500.00
Less Expenditures	\$-530.33

Request for Reimbursement	\$530.33
Attain Maximum Balance	\$1,500.00

DEPOSITS	\$763.30
9/29 – Reimbursement from August	

EXPENDITURES	\$-530.33
Check#556 – 9/6 - \$199.00 to SDE for Nancy Berger – Title II	
Check#557 – 9/7 - \$30.00 to LEASE for Angie Migliorini Acct# 10-1111-332-5	
Check#558 – 9/9 – \$4.73 to Granville Postmaster for Postage – Acct# 10-2410-341-1	
Check#559 – 9/13 - \$45.00 to LEASE for Maria Mignone – Acct# 10-1220-332-38	
Check#560 – 9/13 - \$50.00 to ROE for Kristal LeRette – Acct# 10-1111-332-5	
Check#561 – 9/26 - \$201.60 to Holiday Inn Express for Janice Hoffman – Preschool Grant	
Request for Reimbursement	\$530.33

***Where all students will learn and succeed and all means ALL
Principal—Mrs. Kristal LeRette
Secretary—Mrs. Brenda Schmidt***

PCES Activity Fund Report September 2011

Ending Balance August 31, 2011	\$10,702.42
Beginning Balance September 1, 2011	\$10,702.42

Deposits

9.08.11	Donation to Joplin, MO Tornado Relief	\$	125.00
9.09.11	Target Bonus		301.43
9.09.11	Soda		71.50
9.16.11	Soda		50.50
9.30.11	Reimbursement-PCEF-LST Field Trip		395.00
Total Deposits			\$ 943.43

Expenditures

9.02.11	#1082-Henry Chamber of Commerce 5 th Gr. Field Trip	\$	200.00
9.02.11	#1083-PCPS-PC Board Donation		250.00
9.02.11	#1084-PCJH-PC Board Donation		250.00
9.02.11	#1085-PCHS-PC Board Donation		250.00
9.07.11	#1086-Hennepin Food Mart-Staff Lunch 8.18.11		113.93
9.08.11	#1087-Joplin School Tornado Relief		125.00
9.09.11	#1088-School Datebooks-5 th Gr. Assignment Bks		139.44
9.12.11	#1089-Pepsi		239.40
9.22.11	#1090-Mike McCann-Concessions Inventory		232.38
9.30.11	#1091-PCEF-Reimbursement for overpayment on LST Field Trip		200.00
December 5, 2006 #838-Cajun Connection			30.00
I cancelled this check due to being outstanding For several years. It just now came through on the September 2011 statement.			
Total Expenditures			\$ 2,030.15
Ending Balance September 30, 2011			\$ 9,615.70

PCES Imprest Fund Report September 2011

Balance August 31, 2011		\$1,187.61
Less Expenditures	<u>483.00</u>	
Balance September 30, 2011		\$ 704.61
Reimbursements Outstanding (March & August)	312.39	
Request for Reimbursements September	<u>483.00</u>	
Attain Maximum Balance		\$1,500.00

Deposits

None

Expenditures

09.08.2011	#3097-LEASE Carlson & Lucas-CPI Training	\$ 20.00	
09.12.2011	#3097-Returned due to premature payment	(20.00)	
09.08.2011	#3098-LEASE Baele-CPI Training	10.00	
09.12.2011	#3098-Returned due to premature payment	(10.00)	
09.08.2011	#3099-IASSW Baele-IL Asso. Sch. Soc. Wks. Conf.	320.00	
09.08.2011	#3100-ROE Ward-Strat. K5 Core ELA Standards	75.00	
09.13.2011	#3101-IAHPERD Taylor-PE curriculum workshop	<u>88.00</u>	
	September Expenditures		\$ 483.00
	Total Request for Reimbursement		\$ 795.39

Putnam County Junior High School
 Imprest Fund
 September, 2011
 Account #010-146

Beginning Balance	\$ 1,219.84
Replenishment Request	<u>1,580.16</u>
Attain Maximum Balance	\$ 2,800.00
Less Expenditures	<u>967.49</u>
Balance	\$ 1,832.51
Replenishment Request	<u>967.49</u>
Attain Maximum Balance	\$ 2,800.00

<u>Check</u>	<u>Date</u>	<u>To Whom</u>	<u>Account #</u>	<u>Reason</u>	<u>Amount</u>
4846	09/01	Rick Michael.	10-1501-319-3	official	40.00
4847	09/01	Scott Schumman	10-1501.319-3	official	40.00
4848	09/01	Tim Leffelman	10-1501-319-3	official	40.00
4849	09/01	Ed Derix	10-1501-319-3	official	40.00
4850	VOID				
4851	09/02	Keith Dickenson	10-1501-319-3	official	40.00
4852	09/02	Rick Michael	10-1501-319-3	official	40.00
4853	09/08	Dan Pond	10-1501-319-3	official	55.00
4854	09/08	Tim Fulkerson	10-1501-319-3	official	55.00
4855	09/08	Keith Dickensen	10-1501-319-3	official	40.00
4856	09/08	Ed Derix	10-1501-319-3	official	40.00
4857	09/10	Ed Derix	10-1501-319-3	official	100.00
4858	09/10	Keith Dickensen	10-1501-319-3	official	100.00
4859	09/12	IAHPERD	registration fee	Lynette Olson	88.00
4860	09/12	Ed Derix	10-1501-319-3	official	50.00
4861	09/12	Keith Dickensen	10-1501-319-3	official	50.00
4862	09/16	U. S. Postmaster	10-2410-410-1	postage	19.49
4863	09/16	Chillicothe JH	10-1501-319-3	regional official	50.00
4864	09/26	Carlton Fay	10-1501-319-3	official	40.00
4865	09/26	Harold Fay	10-1501-319-3	official	40.00

expenditures	967.49
Replenishment request	967.49

Carl Carlson, Principal

Sandra A. Troglio, Secretary

Putnam County Junior High School
PCJH Cheerleading
September, 2011
Account #138-258

Beginning Balance	\$	93.43
Transfers In		<u>00.00</u>
Subtotal		93.43
Less Expenditures		<u>00.00</u>
Balance		93.43

<u>Check#</u>	<u>Date</u>	<u>To Whom</u>	<u>Reason</u>	<u>Amount</u>
---------------	-------------	----------------	---------------	---------------

Carl Carlson, Principal

Sandra A. Troglia, Secretary

Putnam County Junior High School
 PCJH Girls Athletic Fund
 September, 2011
 Account #010-707

Beginning Balance	\$ 6,780.89
Transfers In	<u>6,512.64</u>
Subtotal	13,293.53
Less Expenditures	5,676.57
Less check purchase	<u>62.42</u>
Balance	7,554.54

<u>Check #</u>	<u>Date</u>	<u>To Whom</u>	<u>Reason</u>	<u>Amount</u>
420	09/02	Puma Crew	concession supplies	\$ 405.55
421	09/02	Athletic Boosters	golf outing	80.00
422	09/02	First State Bank	start up change	450.00
423	09/08	Randy Cernovich	LPC official	200.00
424	09/08	Todd Ryan	LPC official	200.00
425	09/08	Rick Michaels	LPC official	200.00
426	09/08	Ed Derix	LPC official	200.00
427	09/13	Schoool Specialty	supplies	198.57
428	09/13	Nevco	scoreboard	3,300.00
429	09/16	Locker Room	shirts	442.45

Carl Carlson, Principal

Sandra A. Troglio, Secretary

Putnam County Junior High School
Puma Crew
September 2011
Account #010-561

Beginning Balance	\$ 3,126.70
Transfers In	<u>405.55</u>
Subtotal	3,532.25
Less Expenditures	<u>571.71</u>
Balance	2,960.54

<u>To Whom</u>	<u>Reason</u>	<u>Amount</u>
PCJH	Change for school store	20.00
Pepsi Co.	Beverages for concession stand	280.71
Cash	Change for concession stands	271.00

Carl Carlson, Principal

Ann Maller, Advisor

Putnam County Junior High School
 PCJH Staff Soda
 September, 2011
 Account #010-650

Beginning Balance	\$ 1,377.43
Transfers In	<u>3,176.48</u>
Subtotal	4,553.91
Less Expenditures	3,594.68
Less check purchase	<u>62.42</u>
Balance	896.81

<u>Check #</u>	<u>Date</u>	<u>To Whom</u>	<u>Reason</u>	<u>Amount</u>
1144	09/13	Scholastic	book fair	1,958.48
1145	09/13	School Specialty	supplies	1,121.80
1146	09/23	Pepsi	soda	448.32
1147	09/23	Hinckley Springs	water	66.08

 Carl Carlson, Principal

 Sandra A. Troglio, Secretary

Putnam County Junior High School
Student Council
September, 2011
Account #138-096

Beginning Balance	\$1,517.90
Transfers In	<u>243.00</u>
Subtotal	\$1,760.90
Less Expenditures	<u>167.46</u>
Balance	\$1,593.44

<u>Check #</u>	<u>Date</u>	<u>To Whom</u>	<u>Reason</u>	<u>Amount</u>
852	9-1	Creative Apparel	Student of Mo. Tshirt	\$167.46

Carl Carlson, Principal

Amy Darrah, Sponsor

Putnam County Junior High School
 PCJH Activity Fund
 September, 2011

<u>Account name & #</u>	<u>Beginning Bal</u>	<u>Transfer In</u>	<u>Transfer Out</u>	<u>Ending Bal.</u>
PCJH Cheerleading 138-258	\$ 93.43	00.00	00.00	\$ 93.43
PCJH Girls Athletic 010-707	6,780.89	6,512.64	5,738.99	7,554.54
PCJH Puma Crew 010-561	3,126.70	405.55	571.71	2,960.54
Staff Soda 010-650	1,377.43	3,176.48	3,657.10	896.81
PCJH Student Council 138-096	1,517.90	243.00	167.46	1,593.44

 Carl Carlson, Principal

 Sandra A. Troglio, Secretary

From: 09/01/2011

General Ledger Report

From Account: 1

To : 09/30/2011

To Account: 999999

Account Name	Beg. Bal.	Recpt/JV	Disb/JV	Transfer	End. Bal.	Payables	Working
000100 Office	5205.75	1131.46	-3268.70	0.00	3068.51	0.00	3068.51
000102 Office Adjustment	0.03	0.00	0.00	0.00	0.03	0.00	0.03
000105 Adult Education	37.48	0.00	0.00	0.00	37.48	0.00	37.48
000110 Condolence	46.14	100.00	0.00	0.00	146.14	0.00	146.14
000120 Baseball	117.95	1083.00	-1200.00	0.00	0.95	0.00	0.95
000125 Girl's Softball	1.18	0.00	0.00	0.00	1.18	0.00	1.18
000130 PC Enterprises	198.13	0.00	0.00	0.00	198.13	0.00	198.13
000135 Golf	237.01	1647.75	-1689.08	0.00	195.68	0.00	195.68
000140 Scholastic Bowl	213.63	0.00	0.00	0.00	213.63	0.00	213.63
000150 Interact Club	1980.82	660.00	-399.00	0.00	2241.82	0.00	2241.82
000155 Art	134.19	29.00	-19.85	0.00	143.34	0.00	143.34
000200 Athletic	680.06	0.00	0.00	0.00	680.06	0.00	680.06
000210 Cable Club	1792.78	0.00	-64.07	0.00	1728.71	0.00	1728.71
000220 Track	144.45	0.00	0.00	0.00	144.45	0.00	144.45
000300 Journalism	2767.88	0.00	0.00	0.00	2767.88	0.00	2767.88
000310 Oldies Club	106.17	0.00	0.00	0.00	106.17	0.00	106.17
000320 Girl's Basketball	200.00	0.00	0.00	0.00	200.00	0.00	200.00
000325 Boy's Basketball	1684.24	0.00	-420.00	0.00	1264.24	0.00	1264.24
000330 Student Council	2158.20	312.00	-714.86	0.00	1755.34	0.00	1755.34
000340 N.H.S.	2477.16	0.00	0.00	0.00	2477.16	0.00	2477.16
000345 Scholarship	0.00	0.00	0.00	0.00	0.00	0.00	0.00
000350 Landscaping	112.03	3.31	0.00	0.00	115.34	0.00	115.34
000360 FFA	1705.14	647.00	-262.00	0.00	2090.14	0.00	2090.14
000365 Greenhouse Project	300.00	0.00	0.00	0.00	300.00	0.00	300.00
000370 Cheerleading	1601.89	0.00	0.00	0.00	1601.89	0.00	1601.89
000380 Panteras	159.05	1060.00	0.00	0.00	1219.05	0.00	1219.05
000390 Media Club	1170.81	0.00	-40.00	0.00	1130.81	0.00	1130.81
000395 Computer Club	333.40	0.00	0.00	0.00	333.40	0.00	333.40
000400 Tournament Athletics	1195.11	0.00	0.00	0.00	1195.11	0.00	1195.11
000410 Thespians	1117.46	0.00	0.00	0.00	1117.46	0.00	1117.46
000420 Science Club	39.70	0.00	0.00	0.00	39.70	0.00	39.70
000425 Wrestling	0.00	0.00	0.00	0.00	0.00	0.00	0.00
000430 Music (Band)	16.75	0.00	0.00	0.00	16.75	0.00	16.75
000440 Music (Chorus)	15.30	0.00	0.00	0.00	15.30	0.00	15.30
000500 Class of 2006	0.00	0.00	0.00	0.00	0.00	0.00	0.00
000510 Message Board	55.84	0.00	0.00	0.00	55.84	0.00	55.84
000520 Class of 2014	327.46	621.80	-1158.91	0.00	-209.65	0.00	-209.65
000530 Class of 2008	0.00	0.00	0.00	0.00	0.00	0.00	0.00

From: 09/01/2011

General Ledger Report

From Account: 1

To : 09/30/2011

To Account: 999999

Account Name	Beg. Bal.	Recpt/JV	Disb/JV	Transfer	End. Bal.	Payables	Working
000540 Volleyball	1118.39	187.00	-835.48	0.00	469.91	0.00	469.91
000550 Class of 2009	445.18	0.00	0.00	0.00	445.18	0.00	445.18
000560 Class of 2010	-0.03	0.00	0.00	0.00	-0.03	0.00	-0.03
000570 Class of 2012	2329.36	0.00	0.00	0.00	2329.36	0.00	2329.36
000580 Class of 2011	1987.60	0.00	0.00	0.00	1987.60	0.00	1987.60
000590 Class of 2013	236.37	0.00	0.00	0.00	236.37	0.00	236.37
Group Total	34450.06	7482.32	-10071.95	0.00	31860.43	0.00	31860.43
Grand Total	34450.06	7482.32	-10071.95	0.00	31860.43	0.00	31860.43

PUTNAM COUNTY HIGH SCHOOL

Imprest Fund

Bob Peterson, Principal

Balance August 31, 2011	\$2132.08
Replenishment Requested	\$2867.97
Maximum Balance	\$5000.00
September Expenditures	\$2739.50
Balance September 30, 2011	\$2260.50
Replenishment Requested	\$2739.50
Attain Maximum Balance	\$5000.00

EXPENDITURES

John Chance	10-1501-319-2	BB Ump	\$100.00
Wade Burch	10-1501-319-2	BB Ump	\$100.00
Kurt Hacker	10-1501-319-2	BB Ump	\$ 50.00
Mona's	10-1501-640-2	Tri-County Meeting	\$153.00
Tri-County Conference	10-1501-640-2	Dues	\$200.00
IMEA Dist. 2	10-1502-640-2	Audition fees	\$ 20.00
Donna Nieslawski	10-172000-2	Refund CC Fee	\$ 40.00
Mona's	10-1501-640-2	Tri-County Meeting	\$ 25.50
Regional Office of Ed	LEASE Block Grant	Workshop Reg	\$150.00
Leo Thomas	10-1501-319-2	VB Official	\$ 75.00
Dave Baima	10-1501-319-2	VB Official	\$ 75.00
Illinois FFA	10-1501-640-2	Entry Fee	\$ 21.00
ISLMA	10-2220-332-1	Conference Reg.	\$192.00
Ray Gerkitz	10-1501-319-2	VB Official	\$ 75.00
Ed Derix	10-1501-319-2	VB Official	\$ 75.00
Megan Bromenshenkel	10-1501-319-2	VB Official	\$ 75.00
Shawn Lewis	10-1501-319-2	VB Official	\$ 75.00
Ray Gerkitz	10-1501-319-2	VB Official	\$ 75.00
Ed Derix	10-1501-319-2	VB Official	\$ 75.00
Oak Springs Golf Club	10-1501-640-2	Girls Golf Regional	\$162.00
Phillips Park	10-1501-640-2	Boys Golf Regional	\$143.00
IAEA (Art)	10-1113-332-2	Conference Reg.	\$250.00
Regional Office of Ed	10-1113-332-2	Workshop Reg.	\$ 75.00
Black Hawk College	10-1501-332-2	Coaching Clinic	\$ 35.00
Mendota High School	10-1501-640-2	Ryder Cup Golf Tourney	\$175.00
Windsor High School	10-1501-640-2	VB/BB Tourney Entry	\$ 25.00
Peoria Manual HS	10-1501-640-2	CC Entry Fee	\$ 25.00
Amboy High School	10-1501-640-2	CC Entry Fee	\$ 25.00
Bureau Valley HS	10-1501-640-2	CC Entry Fee	\$ 10.00
Shawn Lewis	10-1501-640-2	VB Official	\$ 75.00
Megan Bromenshenkel	10-1501-640-2	VB Official	\$ 75.00
Prairie Cat	10-2220-332-1	Media WS Reg.	\$ 13.00

TOTAL EXPENDITURES \$2739.50

SUPERINTENDENT IMPREST
September, 2011

BANK BALANCE	758.82
REPLENISHMENT REQUEST	<u>1241.18</u>
BANK BALANCE	2000.00

2795	10-2310-640-6	IL State Police	78.50
2796	20-2542-332-7	IL Dept of Public Health-Asbestos Pro	25.00
2797	10-2320-341-1	Postmaster	5.15
2798	10-2310-640-6	IL State Police – Fingerprinting	157.00
2799	10-2310-640-6	IL State Police – Fingerprinting	78.50
2800	10-2310-640-6	IL State Police – Fingerprinting	78.50
2801		Spoon Man – Partners in Ed	550.00
2802	10-2320-341-1	Postmaster	5.20
2803	10-2310-640-6	IL State Police – Fingerprinting	10.00
2804	20-2542-410-2	PCEF – Light replacement in Auditorium	<u>253.53</u>

TOTAL	\$1241.38
-------	-----------

Expenditure Report

Invalid Code

0

Function 8800 Transfer To
 Function 99 Agency Fund or Fund Group
 Object 800 Termination Benefits

Account	Description	M.T.D. Activity	Y.T.D. Activity	A Open Encumb.	B Current Budget	C C - (A + B) Budget Balance	(A + B) / C % of Budget	State Account Number
800	Termination Benefits	0.00	0.00	0.00	0.00	0.00	0.00	
99	Agency Fund or Fund Group	0.00	0.00	0.00	0.00	0.00	0.00	** Function
4 8800	Transfer To	0.00	0.00	0.00	0.00	0.00	0.00	* Function
0	Invalid Code	0.00	0.00	0.00	0.00	0.00	0.00	Fund

Expenditure Report

Education Fund

10

Function 1000 Instruction
 Function 1110 Elementary
 Object 100 Salaries

Account	Description	M.T.D. Activity	Y.T.D. Activity	B Open Encumb.	C Current Budget	C - (A + B) Budget Balance	(A + B) / C % of Budget	State Account Number
100	Salaries	45,342.87	120,495.79	0.00	584,220.00	463,724.21	20.63	
200	Employee Benefits	10,429.07	19,907.34	0.00	124,300.00	104,392.66	16.02	
300	Purchased Services	5,252.67	7,231.14	0.00	39,863.00	32,631.86	18.14	
400	Supplies And Materials	5,547.49	7,680.70	643.76	12,780.00	4,455.54	65.14	
500	Capital Outlay	4,083.04	8,113.09	1,038.48	10,500.00	1,348.43	87.16	
1110	Elementary	70,655.14	163,428.06	1,682.24	771,663.00	606,552.70	21.40	** Function
100	Salaries	40,521.99	113,750.55	0.00	516,670.00	402,919.45	22.02	
200	Employee Benefits	9,469.57	17,251.86	0.00	120,200.00	102,948.14	14.35	
300	Purchased Services	497.80	1,364.60	0.00	8,000.00	6,635.40	17.06	
400	Supplies And Materials	35.04	11,440.34	328.67	12,800.00	1,030.99	91.95	
500	Capital Outlay	0.00	0.00	0.00	500.00	500.00	0.00	
1111	Primary	50,524.40	143,807.35	328.67	658,170.00	514,033.98	21.90	** Function
100	Salaries	38,785.65	115,050.29	0.00	497,000.00	381,949.71	23.15	
200	Employee Benefits	9,801.95	17,090.32	0.00	109,700.00	92,609.68	15.58	
300	Purchased Services	469.80	1,059.16	0.00	9,000.00	7,940.84	11.77	
400	Supplies And Materials	8,076.15	14,558.60	1,445.82	42,800.00	26,795.58	37.39	
500	Capital Outlay	0.00	0.00	0.00	1,000.00	1,000.00	0.00	
600	Other Objects	0.00	0.00	0.00	1,500.00	1,500.00	0.00	
1112	Junior High	57,133.55	147,758.37	1,445.82	661,000.00	511,795.81	22.57	** Function
100	Salaries	61,081.94	182,409.26	0.00	826,680.00	644,270.74	22.07	
200	Employee Benefits	18,961.95	40,038.72	0.00	243,000.00	202,961.28	16.48	
300	Purchased Services	479.80	1,411.00	0.00	9,900.00	8,489.00	14.25	
400	Supplies And Materials	5,301.25	46,213.62	31,940.67	116,850.00	38,695.71	66.88	
500	Capital Outlay	0.00	0.00	0.00	2,000.00	2,000.00	0.00	
600	Other Objects	0.00	0.00	0.00	1,500.00	1,500.00	0.00	
1113	High School	85,824.94	270,072.60	31,940.67	1,199,930.00	897,916.73	25.17	** Function
100	Salaries	0.00	0.00	0.00	0.00	0.00	0.00	
200	Employee Benefits	0.00	0.00	0.00	0.00	0.00	0.00	
300	Purchased Services	0.00	0.00	0.00	0.00	0.00	0.00	
1114	Reading Imp	0.00	0.00	0.00	0.00	0.00	0.00	** Function
100	Salaries	9,844.21	29,160.89	0.00	117,900.00	88,739.11	24.73	
200	Employee Benefits	3,185.83	7,268.35	0.00	37,700.00	30,431.65	19.28	
300	Purchased Services	202.77	202.77	0.00	3,750.00	3,547.23	5.41	
400	Supplies And Materials	216.72	985.72	0.00	5,620.00	4,634.28	17.54	
500	Capital Outlay	0.00	0.00	0.00	1,000.00	1,000.00	0.00	

Expenditure Report

Education Fund

10

Function 1000 Instruction
 Function 1115 MUSIC
 Object 600 Other Objects

Account	Description	M.T.D. Activity	Y.T.D. Activity	A Open Encumb.	B Current Budget	C C - (A + B) Budget Balance	(A + B) / C % of Budget	State Account Number
600	Other Objects	0.00	0.00	0.00	1,000.00	1,000.00	0.00	
1115	MUSIC	13,449.53	37,617.73	0.00	166,970.00	129,352.27	22.53	** Function
100	Salaries	0.00	0.00	0.00	0.00	0.00	0.00	
400	Supplies And Materials	0.00	0.00	0.00	6,000.00	6,000.00	0.00	
1116	Accel Reader	0.00	0.00	0.00	6,000.00	6,000.00	0.00	** Function
100	Salaries	13,934.49	33,234.31	0.00	135,776.00	102,541.69	24.48	
200	Employee Benefits	2,858.89	2,858.89	0.00	16,910.00	14,051.11	16.91	
300	Purchased Services	0.00	0.00	0.00	4,200.00	4,200.00	0.00	
400	Supplies And Materials	612.97	612.97	523.69	15,096.00	13,959.34	7.53	
500	Capital Outlay	0.00	0.00	0.00	10,000.00	10,000.00	0.00	
1125	Pre-K Programs	17,406.35	36,706.17	523.69	181,982.00	144,752.14	20.46	** Function
600	Other Objects	0.00	0.00	0.00	0.00	0.00	0.00	
1203	Emh Handicapped lighted way	0.00	0.00	0.00	0.00	0.00	0.00	** Function
100	Salaries	0.00	0.00	0.00	0.00	0.00	0.00	
200	Employee Benefits	0.00	0.00	0.00	0.00	0.00	0.00	
300	Purchased Services	0.00	370.00	0.00	86,000.00	85,630.00	0.43	
400	Supplies And Materials	0.00	0.00	0.00	0.00	0.00	0.00	
1204	Physically Hndcap Homebound	0.00	370.00	0.00	86,000.00	85,630.00	0.43	** Function
300	Purchased Services	0.00	0.00	0.00	1,200.00	1,200.00	0.00	
1206	Visually Impaired (Vi)	0.00	0.00	0.00	1,200.00	1,200.00	0.00	** Function
100	Salaries	0.00	0.00	0.00	0.00	0.00	0.00	
200	Employee Benefits	0.00	0.00	0.00	0.00	0.00	0.00	
300	Purchased Services	0.00	953.00	0.00	1,800.00	847.00	52.94	
400	Supplies And Materials	0.00	0.00	0.00	0.00	0.00	0.00	
500	Capital Outlay	0.00	0.00	0.00	0.00	0.00	0.00	
1207	Hard Of Hearing (Hh)	0.00	953.00	0.00	1,800.00	847.00	52.94	** Function
100	Salaries	4,753.66	11,887.00	0.00	44,084.00	32,197.00	26.96	
200	Employee Benefits	1,177.60	2,229.28	0.00	12,000.00	9,770.72	18.58	
300	Purchased Services	389.50	18,311.15	0.00	41,500.00	23,188.85	44.12	
400	Supplies And Materials	0.00	0.00	0.00	650.00	650.00	0.00	
1210	Speech & Lang.Impaired	6,320.76	32,427.43	0.00	98,234.00	65,806.57	33.01	** Function
100	Salaries	0.00	0.00	0.00	0.00	0.00	0.00	
200	Employee Benefits	0.00	0.00	0.00	0.00	0.00	0.00	
300	Purchased Services	0.00	0.00	0.00	0.00	0.00	0.00	

Expenditure Report

Education Fund

10

Function 1000 Instruction
 Function 1214 PRESCHOOL
 Object 400 Supplies And Materials

Account	Description	M.T.D. Activity	Y.T.D. Activity	A Open Encumb.	B Current Budget	C C - (A + B) Budget Balance	(A + B) / C % of Budget	State Account Number
400	Supplies And Materials	0.00	0.00	0.00	0.00	0.00	0.00	
1214	PRESCHOOL	0.00	0.00	0.00	0.00	0.00	0.00	** Function
100	Salaries	0.00	0.00	0.00	0.00	0.00	0.00	
200	Employee Benefits	0.00	0.00	0.00	0.00	0.00	0.00	
300	Purchased Services	0.00	0.00	0.00	0.00	0.00	0.00	
400	Supplies And Materials	0.00	0.00	0.00	0.00	0.00	0.00	
1219	Pre Kind EARLY CHILDHOOD	0.00	0.00	0.00	0.00	0.00	0.00	** Function
100	Salaries	60,670.18	165,946.58	0.00	693,300.00	527,353.42	23.94	
200	Employee Benefits	9,755.64	18,750.40	0.00	115,600.00	96,849.60	16.22	
300	Purchased Services	15.04	15.04	0.00	2,000.00	1,984.96	0.75	
400	Supplies And Materials	1,124.27	4,306.81	3,247.39	52,800.00	45,245.80	14.31	
500	Capital Outlay	0.00	0.00	0.00	0.00	0.00	0.00	
1220	Cross-Categorical (Cc)	71,565.13	189,018.83	3,247.39	863,700.00	671,433.78	22.26	** Function
100	Salaries	0.00	0.00	0.00	0.00	0.00	0.00	
200	Employee Benefits	0.00	0.00	0.00	0.00	0.00	0.00	
300	Purchased Services	0.00	0.00	0.00	0.00	0.00	0.00	
400	Supplies And Materials	0.00	0.00	0.00	0.00	0.00	0.00	
500	Capital Outlay	0.00	0.00	0.00	0.00	0.00	0.00	
1222	MI	0.00	0.00	0.00	0.00	0.00	0.00	** Function
100	Salaries	1,871.70	10,018.97	0.00	52,250.00	42,231.03	19.18	
200	Employee Benefits	0.00	1,051.68	0.00	10,900.00	9,848.32	9.65	
300	Purchased Services	0.00	0.00	0.00	0.00	0.00	0.00	
400	Supplies And Materials	0.00	0.00	0.00	1,220.00	1,220.00	0.00	
1225	Special Education Programs Pre-K	1,871.70	11,070.65	0.00	64,370.00	53,299.35	17.20	** Function
100	Salaries	5,715.92	21,496.26	0.00	46,380.00	24,883.74	46.35	
200	Employee Benefits	1,836.63	3,896.67	0.00	22,887.00	18,990.33	17.03	
300	Purchased Services	0.00	0.00	0.00	9,921.00	9,921.00	0.00	
400	Supplies And Materials	0.00	0.00	0.00	500.00	500.00	0.00	
1250	Remedial and Supplemental Programs K	7,552.55	25,392.93	0.00	79,688.00	54,295.07	31.87	** Function
100	Salaries	3,179.16	15,314.30	0.00	45,700.00	30,385.70	33.51	
200	Employee Benefits	1,184.35	1,710.19	0.00	10,600.00	8,889.81	16.13	
300	Purchased Services	0.00	250.00	750.00	3,500.00	2,500.00	28.57	
400	Supplies And Materials	745.99	1,770.84	1,160.13	6,400.00	3,469.03	45.80	
500	Capital Outlay	0.00	0.00	0.00	0.00	0.00	0.00	
600	Other Objects	420.00	570.00	420.00	500.00	(490.00)	198.00	

Expenditure Report

Education Fund

10

Function 1000 Instruction
 Function 1401 VOCATIONAL AG
 Object 600 Other Objects

Account	Description	M.T.D. Activity	Y.T.D. Activity	Open Encumb.	C Current Budget	C - (A + B) Budget Balance	(A + B) / C % of Budget	State Account Number
1401	VOCATIONAL AG	5,529.50	19,615.33	2,330.13	66,700.00	44,754.54	32.90	** Function
100	Salaries	3,216.66	9,566.66	0.00	39,600.00	30,033.34	24.16	
200	Employee Benefits	1,392.52	3,359.32	0.00	16,800.00	13,440.68	20.00	
300	Purchased Services	0.00	0.00	0.00	0.00	0.00	0.00	
400	Supplies And Materials	0.00	1,403.89	1,450.06	5,662.00	2,808.05	50.41	
500	Capital Outlay	0.00	0.00	0.00	0.00	0.00	0.00	
1402	INDUSTRIAL ARTS	4,609.18	14,329.87	1,450.06	62,062.00	46,282.07	25.43	** Function
100	Salaries	4,480.00	4,480.00	0.00	45,100.00	40,620.00	9.93	
200	Employee Benefits	1,238.36	2,817.04	0.00	15,300.00	12,482.96	18.41	
300	Purchased Services	0.00	0.00	0.00	0.00	0.00	0.00	
400	Supplies And Materials	0.00	0.00	0.00	0.00	0.00	0.00	
500	Capital Outlay	0.00	0.00	0.00	0.00	0.00	0.00	
1407	BUSINESS ED	5,718.36	7,297.04	0.00	60,400.00	53,102.96	12.08	** Function
100	Salaries	2,655.34	7,669.68	0.00	33,876.00	26,206.32	22.64	
200	Employee Benefits	648.71	1,258.67	0.00	7,600.00	6,341.33	16.56	
300	Purchased Services	0.00	0.00	0.00	1,100.00	1,100.00	0.00	
400	Supplies And Materials	0.00	93.90	0.00	200.00	106.10	46.95	
1459	CO-OP PROGRAM	3,304.05	9,022.25	0.00	42,776.00	33,753.75	21.09	** Function
100	Salaries	4,568.52	13,698.64	0.00	115,500.00	101,801.36	11.86	
200	Employee Benefits	18.84	18.84	0.00	8,500.00	8,481.16	0.22	
300	Purchased Services	1,590.00	2,192.45	0.00	32,400.00	30,207.55	6.77	
400	Supplies And Materials	4,380.02	9,128.71	3,453.80	16,500.00	3,917.49	76.26	
500	Capital Outlay	0.00	927.17	7,400.00	11,000.00	2,672.83	75.70	
600	Other Objects	2,129.90	2,129.90	1,000.00	8,200.00	5,070.10	38.17	
1501	ATHLETICS	12,687.28	28,095.71	11,853.80	192,100.00	152,150.49	20.80	** Function
100	Salaries	0.00	0.00	0.00	0.00	0.00	0.00	
200	Employee Benefits	0.00	0.00	0.00	0.00	0.00	0.00	
300	Purchased Services	0.00	0.00	0.00	0.00	0.00	0.00	
400	Supplies And Materials	0.00	0.00	0.00	0.00	0.00	0.00	
500	Capital Outlay	0.00	0.00	0.00	0.00	0.00	0.00	
600	Other Objects	0.00	0.00	0.00	0.00	0.00	0.00	
1502	Music	0.00	0.00	0.00	0.00	0.00	0.00	** Function
100	Salaries	1,334.58	5,126.52	0.00	32,000.00	26,873.48	16.02	
200	Employee Benefits	0.00	0.00	0.00	4,100.00	4,100.00	0.00	
300	Purchased Services	0.00	0.00	0.00	1,500.00	1,500.00	0.00	

Expenditure Report

Education Fund

10

Function 1000 Instruction
 Function 1540 EXTRA CURRICULAR
 Object 400 Supplies And Materials

Account	Description	M.T.D. Activity	Y.T.D. Activity	B Open Encumb.	C Current Budget	C - (A + B) Budget Balance	(A + B) / C % of Budget	State Account Number
400	Supplies And Materials	0.00	0.00	0.00	6,300.00	6,300.00	0.00	
600	Other Objects	0.00	0.00	0.00	50.00	50.00	0.00	
1540	EXTRA CURRICULAR	1,334.58	5,126.52	0.00	43,950.00	38,823.48	11.66	** Function
100	Salaries	8,842.50	8,842.50	0.00	16,000.00	7,157.50	55.27	
200	Employee Benefits	54.58	54.58	0.00	3,200.00	3,145.42	1.71	
300	Purchased Services	0.00	0.00	0.00	0.00	0.00	0.00	
400	Supplies And Materials	75.09	153.67	0.00	250.00	96.33	61.47	
1600	Summer School	8,972.17	9,050.75	0.00	19,450.00	10,399.25	46.53	** Function
400	Supplies And Materials	0.00	0.00	0.00	0.00	0.00	0.00	
1650	Gifted Programs	0.00	0.00	0.00	0.00	0.00	0.00	** Function
100	Salaries	2,327.50	6,136.16	0.00	27,930.00	21,793.84	21.97	
200	Employee Benefits	903.09	1,825.89	0.00	10,600.00	8,774.11	17.23	
300	Purchased Services	0.00	0.00	0.00	7,300.00	7,300.00	0.00	
400	Supplies And Materials	0.00	0.00	0.00	0.00	0.00	0.00	
1700	Drivers Education Program	3,230.59	7,962.05	0.00	45,830.00	37,867.95	17.37	** Function
100	Salaries	78.91	78.91	0.00	2,154.00	2,075.09	3.66	
400	Supplies And Materials	0.00	0.00	2,600.00	2,700.00	100.00	96.30	
500	Capital Outlay	0.00	0.00	0.00	2,100.00	2,100.00	0.00	
1800	Bilingual Programs	78.91	78.91	2,600.00	6,954.00	4,275.09	38.52	** Function
600	Other Objects	2,334.88	13,039.90	0.00	64,000.00	50,960.10	20.37	
1912	Special Education Programs K-12 - Priv	2,334.88	13,039.90	0.00	64,000.00	50,960.10	20.37	** Function
4 1000	Instruction	430,103.55	1,172,241.45	57,402.47	5,444,929.00	4,215,285.08	22.58	* Function
100	Salaries	9,744.09	27,290.85	0.00	117,300.00	90,009.15	23.27	
200	Employee Benefits	3,120.03	6,887.23	0.00	35,500.00	28,612.77	19.40	
300	Purchased Services	55.92	55.92	0.00	1,500.00	1,444.08	3.73	
400	Supplies And Materials	0.00	0.00	0.00	1,170.00	1,170.00	0.00	
500	Capital Outlay	0.00	0.00	0.00	0.00	0.00	0.00	
600	Other Objects	0.00	0.00	0.00	200.00	200.00	0.00	
2110	Attendance/Soc Wrk Serv	12,920.04	34,234.00	0.00	155,670.00	121,436.00	21.99	** Function
100	Salaries	4,990.84	14,884.54	0.00	59,891.00	45,006.46	24.85	
200	Employee Benefits	1,272.96	2,418.80	0.00	14,000.00	11,581.20	17.28	
300	Purchased Services	0.00	0.00	0.00	1,350.00	1,350.00	0.00	
400	Supplies And Materials	70.00	70.00	94.03	450.00	285.97	36.45	
500	Capital Outlay	0.00	0.00	0.00	0.00	0.00	0.00	

Expenditure Report

Education Fund

10

Function 2000 Support Services
 Function 2120 Guidance Services
 Object 600 Other Objects

Account	Description	M.T.D. Activity	Y.T.D. Activity	A Open Encumb.	B Current Budget	C C - (A + B) Budget Balance	(A + B) / C % of Budget	State Account Number
600	Other Objects	0.00	0.00	0.00	100.00	100.00	0.00	
2120	Guidance Services	6,333.80	17,373.34	94.03	75,791.00	58,323.63	23.05	** Function
100	Salaries	3,169.40	8,540.78	0.00	34,000.00	25,459.22	25.12	
300	Purchased Services	69.56	69.56	0.00	1,600.00	1,530.44	4.35	
400	Supplies And Materials	280.01	399.30	71.26	1,350.00	879.44	34.86	
2134	Nurse Services	3,518.97	9,009.64	71.26	36,950.00	27,869.10	24.58	** Function
100	Salaries	5,575.33	15,152.96	0.00	67,300.00	52,147.04	22.52	
200	Employee Benefits	256.36	590.85	0.00	3,200.00	2,609.15	18.46	
300	Purchased Services	102.46	102.46	0.00	2,650.00	2,547.54	3.87	
400	Supplies And Materials	0.00	24.98	0.00	1,800.00	1,775.02	1.39	
500	Capital Outlay	0.00	0.00	0.00	0.00	0.00	0.00	
600	Other Objects	0.00	0.00	0.00	0.00	0.00	0.00	
2140	Psychological Services	5,934.15	15,871.25	0.00	74,950.00	59,078.75	21.18	** Function
300	Purchased Services	449.95	2,350.73	0.00	8,000.00	5,649.27	29.38	
400	Supplies And Materials	0.00	0.00	0.00	0.00	0.00	0.00	
500	Capital Outlay	0.00	0.00	0.00	0.00	0.00	0.00	
2190	Other Support Svs Pupils	449.95	2,350.73	0.00	8,000.00	5,649.27	29.38	** Function
300	Purchased Services	0.00	0.00	0.00	0.00	0.00	0.00	
400	Supplies And Materials	0.00	0.00	0.00	1,000.00	1,000.00	0.00	
600	Other Objects	0.00	0.00	0.00	0.00	0.00	0.00	
2191	OTHER SUPPORT	0.00	0.00	0.00	1,000.00	1,000.00	0.00	** Function
300	Purchased Services	0.00	0.00	0.00	0.00	0.00	0.00	
2192	TITLE V CHART COUNTS	0.00	0.00	0.00	0.00	0.00	0.00	** Function
100	Salaries	0.00	0.00	0.00	0.00	0.00	0.00	
200	Employee Benefits	0.00	0.00	0.00	0.00	0.00	0.00	
300	Purchased Services	0.00	0.00	0.00	0.00	0.00	0.00	
400	Supplies And Materials	0.00	0.00	0.00	0.00	0.00	0.00	
2193	Title IV	0.00	0.00	0.00	0.00	0.00	0.00	** Function
100	Salaries	5,410.00	5,410.00	0.00	30,900.00	25,490.00	17.51	
200	Employee Benefits	1,193.87	1,193.87	0.00	5,000.00	3,806.13	23.88	
300	Purchased Services	2,210.00	5,270.00	0.00	27,600.00	22,330.00	19.09	
400	Supplies And Materials	3,404.04	3,404.04	0.00	4,500.00	1,095.96	75.65	
2210	EPIC	12,217.91	15,277.91	0.00	68,000.00	52,722.09	22.47	** Function
100	Salaries	0.00	0.00	0.00	0.00	0.00	0.00	

Expenditure Report

Education Fund

10

Function 2000 Support Services
 Function 2215 TITLE II CLASS REDUCTION
 Object 200 Employee Benefits

Account	Description	M.T.D. Activity	Y.T.D. Activity	Open Encumb.	Current Budget	C - (A + B) Budget Balance	(A + B) / C % of Budget	State Account Number
200	Employee Benefits	0.00	0.00	0.00	0.00	0.00	0.00	
300	Purchased Services	0.00	0.00	0.00	0.00	0.00	0.00	
400	Supplies And Materials	0.00	0.00	0.00	0.00	0.00	0.00	
2215	TITLE II CLASS REDUCTION	0.00	0.00	0.00	0.00	0.00	0.00	** Function
300	Purchased Services	0.00	0.00	0.00	0.00	0.00	0.00	
400	Supplies And Materials	0.00	0.00	0.00	0.00	0.00	0.00	
500	Capital Outlay	0.00	0.00	0.00	0.00	0.00	0.00	
2218	Quality Assurance	0.00	0.00	0.00	0.00	0.00	0.00	** Function
200	Employee Benefits	0.00	0.00	0.00	0.00	0.00	0.00	
300	Purchased Services	0.00	0.00	0.00	0.00	0.00	0.00	
2219	BLOCK GRANT	0.00	0.00	0.00	0.00	0.00	0.00	** Function
100	Salaries	8,128.99	25,405.03	0.00	106,691.70	81,286.67	23.81	
200	Employee Benefits	1,085.05	2,136.73	0.00	12,900.00	10,763.27	16.56	
300	Purchased Services	250.97	598.92	0.00	2,200.00	1,601.08	27.22	
400	Supplies And Materials	730.21	5,060.17	1,353.27	14,690.00	8,276.56	43.66	
500	Capital Outlay	0.00	0.00	0.00	0.00	0.00	0.00	
2220	MEDIA PROGRAM	10,195.22	33,200.85	1,353.27	136,481.70	101,927.58	25.32	** Function
100	Salaries	9,084.18	21,808.05	0.00	81,200.00	59,391.95	26.86	
200	Employee Benefits	1,395.97	2,487.01	0.00	14,400.00	11,912.99	17.27	
300	Purchased Services	1,177.96	1,445.07	0.00	7,500.00	6,054.93	19.27	
400	Supplies And Materials	1,688.49	2,093.94	551.00	2,700.00	55.06	97.96	
2226	TECHNOLOGY	13,346.60	27,834.07	551.00	105,800.00	77,414.93	26.83	** Function
100	Salaries	0.00	0.00	0.00	0.00	0.00	0.00	
200	Employee Benefits	0.00	0.00	0.00	0.00	0.00	0.00	
300	Purchased Services	0.00	0.00	0.00	0.00	0.00	0.00	
2230	Assessment/Testing	0.00	0.00	0.00	0.00	0.00	0.00	** Function
100	Salaries	2,853.14	3,059.42	0.00	4,050.00	990.58	75.54	
200	Employee Benefits	0.00	0.00	0.00	100.00	100.00	0.00	
300	Purchased Services	2,193.80	9,245.55	0.00	42,500.00	33,254.45	21.75	
400	Supplies And Materials	622.02	1,196.86	1,401.99	30,800.00	28,201.15	8.44	
500	Capital Outlay	0.00	0.00	0.00	0.00	0.00	0.00	
600	Other Objects	920.75	6,013.95	0.00	16,500.00	10,486.05	36.45	
2310	Brd Ed Services	6,589.71	19,515.78	1,401.99	93,950.00	73,032.23	22.26	** Function
100	Salaries	7,954.14	23,862.42	0.00	94,634.00	70,771.58	25.22	

Expenditure Report

Education Fund

10

Function 2000 Support Services
 Function 2320 Executive Adm. Serv
 Object 200 Employee Benefits

Account	Description	M.T.D. Activity	Y.T.D. Activity	B Open Encumb.	C Current Budget	C - (A + B) Budget Balance	(A + B) / C % of Budget	State Account Number
200	Employee Benefits	1,898.63	6,064.81	0.00	25,900.00	19,835.19	23.42	
300	Purchased Services	1,306.97	2,631.30	0.00	13,000.00	10,368.70	20.24	
400	Supplies And Materials	26.73	513.52	0.00	7,200.00	6,686.48	7.13	
500	Capital Outlay	0.00	0.00	0.00	1,500.00	1,500.00	0.00	
600	Other Objects	0.00	867.98	0.00	1,900.00	1,032.02	45.68	
2320	Executive Adm. Serv	11,186.47	33,940.03	0.00	144,134.00	110,193.97	23.55	** Function
100	Salaries	35,260.77	103,374.90	0.00	420,500.00	317,125.10	24.58	
200	Employee Benefits	10,149.62	32,878.36	0.00	125,000.00	92,121.64	26.30	
300	Purchased Services	1,366.75	2,202.29	0.00	11,000.00	8,797.71	20.02	
400	Supplies And Materials	645.46	3,752.21	191.07	12,420.00	8,476.72	31.75	
500	Capital Outlay	0.00	0.00	549.43	1,000.00	450.57	54.94	
600	Other Objects	315.00	906.25	0.00	2,100.00	1,193.75	43.15	
2410	Office Of Principal Serv	47,737.60	143,114.01	740.50	572,020.00	428,165.49	25.15	** Function
100	Salaries	0.00	0.00	0.00	0.00	0.00	0.00	
200	Employee Benefits	0.00	0.00	0.00	0.00	0.00	0.00	
300	Purchased Services	0.00	0.00	0.00	0.00	0.00	0.00	
400	Supplies And Materials	0.00	0.00	0.00	0.00	0.00	0.00	
500	Capital Outlay	0.00	0.00	0.00	0.00	0.00	0.00	
600	Other Objects	0.00	0.00	0.00	0.00	0.00	0.00	
2510	Dirctn Business Suppt Ser	0.00	0.00	0.00	0.00	0.00	0.00	** Function
100	Salaries	7,040.05	22,293.64	0.00	87,600.00	65,306.36	25.45	
200	Employee Benefits	462.16	1,943.93	0.00	6,300.00	4,356.07	30.86	
300	Purchased Services	0.00	27.26	0.00	2,700.00	2,672.74	1.01	
400	Supplies And Materials	0.00	0.00	0.00	0.00	0.00	0.00	
500	Capital Outlay	0.00	0.00	0.00	0.00	0.00	0.00	
600	Other Objects	0.00	0.00	0.00	600.00	600.00	0.00	
2520	Fiscal Services	7,502.21	24,264.83	0.00	97,200.00	72,935.17	24.96	** Function
100	Salaries	12,159.73	30,447.26	0.00	142,150.00	111,702.74	21.42	
200	Employee Benefits	0.00	0.00	0.00	50.00	50.00	0.00	
300	Purchased Services	65.80	65.80	0.00	2,400.00	2,334.20	2.74	
400	Supplies And Materials	22,605.46	24,168.53	0.00	199,000.00	174,831.47	12.14	
500	Capital Outlay	0.00	0.00	0.00	4,000.00	4,000.00	0.00	
600	Other Objects	0.00	0.00	0.00	400.00	400.00	0.00	
2560	Food Services	34,830.99	54,681.59	0.00	348,000.00	293,318.41	15.71	** Function
300	Purchased Services	146.86	653.66	0.00	5,500.00	4,846.34	11.88	

Expenditure Report

Education Fund

10

Function 2000 Support Services
 Function 2630 Information Services
 Object 300 Purchased Services

		A	B	C	C - (A + B)	(A + B) / C		
Account	Description	M.T.D. Activity	Y.T.D. Activity	Open Encumb.	Current Budget	Budget Balance	% of Budget	State Account Number
2630	Information Services	146.86	653.66	0.00	5,500.00	4,846.34	11.88	** Function
300	Purchased Services	0.00	0.00	0.00	5,000.00	5,000.00	0.00	
400	Supplies And Materials	0.00	0.00	0.00	18,600.00	18,600.00	0.00	
2660	DATA PROCESSING	0.00	0.00	0.00	23,600.00	23,600.00	0.00	** Function
4 2000	Support Services	172,910.48	431,321.69	4,212.05	1,947,046.70	1,511,512.96	22.37	* Function
600	Other Objects	0.00	7,147.23	0.00	12,000.00	4,852.77	59.56	
4120	Payments Sp Ed Programs	0.00	7,147.23	0.00	12,000.00	4,852.77	59.56	** Function
600	Other Objects	21,592.89	22,579.89	0.00	44,500.00	21,920.11	50.74	
4140	Payments for CTE Programs	21,592.89	22,579.89	0.00	44,500.00	21,920.11	50.74	** Function
300	Purchased Services	0.00	0.00	0.00	0.00	0.00	0.00	
600	Other Objects	0.00	0.00	0.00	8,000.00	8,000.00	0.00	
4190	Other Pymnts Gov In State	0.00	0.00	0.00	8,000.00	8,000.00	0.00	** Function
600	Other Objects	525.00	525.00	0.00	1,400.00	875.00	37.50	
4210	Payments for Regular Programs - Tuitio	525.00	525.00	0.00	1,400.00	875.00	37.50	** Function
600	Other Objects	29,920.00	61,418.00	0.00	140,000.00	78,582.00	43.87	
4220	Payments for Special Education Program	29,920.00	61,418.00	0.00	140,000.00	78,582.00	43.87	** Function
600	Other Objects	0.00	0.00	0.00	0.00	0.00	0.00	
4240	Payments for CTE Programs - Tuition	0.00	0.00	0.00	0.00	0.00	0.00	** Function
4 4000	Nonprogrammed Charges	52,037.89	91,670.12	0.00	205,900.00	114,229.88	44.52	* Function
600	Other Objects	0.00	0.00	0.00	10,000.00	10,000.00	0.00	
6000	Provision For Contingencs	0.00	0.00	0.00	10,000.00	10,000.00	0.00	** Function
4 6000	Provision For Contingencs	0.00	0.00	0.00	10,000.00	10,000.00	0.00	* Function
600	Other Objects	0.00	0.00	0.00	0.00	0.00	0.00	
8130	Prmt Trns From Ed Fund	0.00	0.00	0.00	0.00	0.00	0.00	** Function
4 8000	Other Financing Uses	0.00	0.00	0.00	0.00	0.00	0.00	* Function
10	Education Fund	655,051.92	1,695,233.26	61,614.52	7,607,875.70	5,851,027.92	23.09	Fund

Expenditure Report

Oper, Build, & Maint Fund

20

Function 2000 Support Services
 Function 2530 Function 2530
 Object 500 Capital Outlay

Account	Description	M.T.D. Activity	Y.T.D. Activity	Open Encumb.	Current Budget	Budget Balance	(A + B) / C	State Account Number
		A	B	C	C - (A + B)	(A + B) / C		
500	Capital Outlay	0.00	0.00	0.00	0.00	0.00	0.00	
2530	Function 2530	0.00	0.00	0.00	0.00	0.00	0.00	** Function
100	Salaries	27,211.02	98,449.85	0.00	330,100.00	231,650.15	29.82	
200	Employee Benefits	2,038.14	6,660.10	0.00	28,550.00	21,889.90	23.33	
300	Purchased Services	13,131.08	41,384.76	0.00	146,600.00	105,215.24	28.23	
400	Supplies And Materials	16,885.10	61,372.93	3,087.20	327,600.00	263,139.87	19.68	
500	Capital Outlay	3,066.29	8,983.76	0.00	42,000.00	33,016.24	21.39	
2542	Care & Upkeep Bldg Serv	62,331.63	216,851.40	3,087.20	874,850.00	654,911.40	25.14	** Function
100	Salaries	0.00	0.00	0.00	0.00	0.00	0.00	
300	Purchased Services	2,324.71	5,288.71	0.00	22,000.00	16,711.29	24.04	
400	Supplies And Materials	797.36	1,214.31	0.00	12,000.00	10,785.69	10.12	
500	Capital Outlay	0.00	0.00	0.00	15,000.00	15,000.00	0.00	
600	Other Objects	0.00	0.00	0.00	0.00	0.00	0.00	
2543	Care Upkeep Grnds Serv	3,122.07	6,503.02	0.00	49,000.00	42,496.98	13.27	** Function
4 2000	Support Services	65,453.70	223,354.42	3,087.20	923,850.00	697,408.38	24.51	* Function
600	Other Objects	0.00	0.00	0.00	0.00	0.00	0.00	
6000	Provision For Contingencs	0.00	0.00	0.00	0.00	0.00	0.00	** Function
4 6000	Provision For Contingencs	0.00	0.00	0.00	0.00	0.00	0.00	* Function
500	Capital Outlay	0.00	0.00	0.00	0.00	0.00	0.00	
8800	Function 8800	0.00	0.00	0.00	0.00	0.00	0.00	** Function
4 8000	Other Financing Uses	0.00	0.00	0.00	0.00	0.00	0.00	* Function
20	Oper, Build, & Maint Fund	65,453.70	223,354.42	3,087.20	923,850.00	697,408.38	24.51	Fund

Expenditure Report

Debt Service Fund or Fund Group

30

Function 5000 Debt Services
 Function 5140 State Aid Anticipation Certificates
 Object 600 Other Objects

		A	B	C	C - (A + B)	(A + B) / C		
Account	Description	M.T.D. Activity	Y.T.D. Activity	Open Encumb.	Current Budget	Budget Balance	% of Budget	State Account Number
600	Other Objects	0.00	0.00	0.00	0.00	0.00	0.00	
5140	State Aid Anticipation Certificates	0.00	0.00	0.00	0.00	0.00	0.00	** Function
600	Other Objects	0.00	0.00	0.00	0.00	0.00	0.00	
5200	Debt Service - Interest on Long-Term De	0.00	0.00	0.00	0.00	0.00	0.00	** Function
4 5000	Debt Services	0.00	0.00	0.00	0.00	0.00	0.00	* Function
600	Other Objects	0.00	0.00	0.00	0.00	0.00	0.00	
8140	Prmt Transf Of Interest	0.00	0.00	0.00	0.00	0.00	0.00	** Function
4 8000	Other Financing Uses	0.00	0.00	0.00	0.00	0.00	0.00	* Function
30	Debt Service Fund or Fund Group	0.00	0.00	0.00	0.00	0.00	0.00	Fund

Expenditure Report

Transportation Fund

40

Function 2000 Support Services
 Function 2550 Pupil Transportation Ser
 Object 100 Salaries

		A	B	C	C - (A + B)	(A + B) / C		
Account	Description	M.T.D. Activity	Y.T.D. Activity	Open Encumb.	Current Budget	Budget Balance	% of Budget	State Account Number
100	Salaries	598.70	1,796.10	0.00	28,000.00	26,203.90	6.41	
200	Employee Benefits	142.92	456.52	0.00	1,450.00	993.48	31.48	
300	Purchased Services	32,294.50	66,809.30	0.00	771,500.00	704,690.70	8.66	
400	Supplies And Materials	1,096.99	1,096.99	0.00	8,000.00	6,903.01	13.71	
500	Capital Outlay	0.00	0.00	0.00	0.00	0.00	0.00	
2550	Pupil Transportation Ser	34,133.11	70,158.91	0.00	808,950.00	738,791.09	8.67	** Function
4 2000	Support Services	34,133.11	70,158.91	0.00	808,950.00	738,791.09	8.67	* Function
600	Other Objects	0.00	0.00	0.00	0.00	0.00	0.00	
6000	Provision For Contingencs	0.00	0.00	0.00	0.00	0.00	0.00	** Function
4 6000	Provision For Contingencs	0.00	0.00	0.00	0.00	0.00	0.00	* Function
600	Other Objects	0.00	0.00	0.00	0.00	0.00	0.00	
8140	Prmt Transf Of Interest	0.00	0.00	0.00	0.00	0.00	0.00	** Function
4 8000	Other Financing Uses	0.00	0.00	0.00	0.00	0.00	0.00	* Function
40	Transportation Fund	34,133.11	70,158.91	0.00	808,950.00	738,791.09	8.67	Fund

Expenditure Report

I.M.R.F./Soc. Sec. Fund

50

Function 1000 Instruction
 Function 1110 Elementary
 Object 200 Employee Benefits

Account	Description	M.T.D. Activity	Y.T.D. Activity	Open Encumb.	Current Budget	Budget Balance	(A + B) / C	State Account Number
200	Employee Benefits	857.12	1,823.44	0.00	14,925.00	13,101.56	12.22	
1110	Elementary	857.12	1,823.44	0.00	14,925.00	13,101.56	12.22	** Function
200	Employee Benefits	529.64	1,474.18	0.00	7,100.00	5,625.82	20.76	
1111	Primary	529.64	1,474.18	0.00	7,100.00	5,625.82	20.76	** Function
200	Employee Benefits	545.94	1,618.25	0.00	7,000.00	5,381.75	23.12	
1112	Junior High	545.94	1,618.25	0.00	7,000.00	5,381.75	23.12	** Function
200	Employee Benefits	1,077.12	3,245.33	0.00	16,150.00	12,904.67	20.09	
1113	High School	1,077.12	3,245.33	0.00	16,150.00	12,904.67	20.09	** Function
200	Employee Benefits	0.00	0.00	0.00	0.00	0.00	0.00	
1114	Reading Imp	0.00	0.00	0.00	0.00	0.00	0.00	** Function
200	Employee Benefits	136.58	390.86	0.00	1,800.00	1,409.14	21.71	
1115	MUSIC	136.58	390.86	0.00	1,800.00	1,409.14	21.71	** Function
200	Employee Benefits	0.00	0.00	0.00	7,300.00	7,300.00	0.00	
1120	Middle-Junior High	0.00	0.00	0.00	7,300.00	7,300.00	0.00	** Function
200	Employee Benefits	811.66	1,420.62	0.00	9,926.00	8,505.38	14.31	
1125	Pre-K Programs	811.66	1,420.62	0.00	9,926.00	8,505.38	14.31	** Function
200	Employee Benefits	0.00	0.00	0.00	18,620.00	18,620.00	0.00	
1130	High School	0.00	0.00	0.00	18,620.00	18,620.00	0.00	** Function
200	Employee Benefits	0.00	0.00	0.00	50.00	50.00	0.00	
1204	Physically Hndcap Homebound	0.00	0.00	0.00	50.00	50.00	0.00	** Function
200	Employee Benefits	0.00	0.00	0.00	0.00	0.00	0.00	
1207	Hard Of Hearing (Hh)	0.00	0.00	0.00	0.00	0.00	0.00	** Function
200	Employee Benefits	68.00	169.40	0.00	675.00	505.60	25.10	
1210	Speech & Lang.Impaired	68.00	169.40	0.00	675.00	505.60	25.10	** Function
200	Employee Benefits	0.00	0.00	0.00	0.00	0.00	0.00	
1214	PRESCHOOL	0.00	0.00	0.00	0.00	0.00	0.00	** Function
200	Employee Benefits	0.00	0.00	0.00	0.00	0.00	0.00	
1219	Pre Kind EARLY CHILDHOOD	0.00	0.00	0.00	0.00	0.00	0.00	** Function
200	Employee Benefits	5,679.15	13,642.45	0.00	55,906.00	42,263.55	24.40	
1220	Cross-Categorical (Cc)	5,679.15	13,642.45	0.00	55,906.00	42,263.55	24.40	** Function
200	Employee Benefits	0.00	0.00	0.00	0.00	0.00	0.00	
1222	MI	0.00	0.00	0.00	0.00	0.00	0.00	** Function
200	Employee Benefits	347.00	852.86	0.00	3,500.00	2,647.14	24.37	

Expenditure Report

I.M.R.F./Soc. Sec. Fund

50

Function 1000 Instruction
 Function 1225 Special Education Programs Pre-K
 Object 200 Employee Benefits

Account	Description	M.T.D. Activity	Y.T.D. Activity	Open Encumb.	Current Budget	Budget Balance	(A + B) / C % of Budget	State Account Number
		A	B	C	C - (A + B)	(A + B) / C		
1225	Special Education Programs Pre-K	347.00	852.86	0.00	3,500.00	2,647.14	24.37	** Function
200	Employee Benefits	81.50	303.70	0.00	675.00	371.30	44.99	
1250	Remedial and Supplemental Programs K	81.50	303.70	0.00	675.00	371.30	44.99	** Function
200	Employee Benefits	44.84	219.84	0.00	525.00	305.16	41.87	
1401	VOCATIONAL AG	44.84	219.84	0.00	525.00	305.16	41.87	** Function
200	Employee Benefits	38.44	108.80	0.00	650.00	541.20	16.74	
1402	INDUSTRIAL ARTS	38.44	108.80	0.00	650.00	541.20	16.74	** Function
200	Employee Benefits	60.25	60.25	0.00	675.00	614.75	8.93	
1407	BUSINESS ED	60.25	60.25	0.00	675.00	614.75	8.93	** Function
200	Employee Benefits	0.00	0.00	0.00	0.00	0.00	0.00	
1415	IVCC TECH PREP	0.00	0.00	0.00	0.00	0.00	0.00	** Function
200	Employee Benefits	9.49	9.49	0.00	275.00	265.51	3.45	
1459	CO-OP PROGRAM	9.49	9.49	0.00	275.00	265.51	3.45	** Function
200	Employee Benefits	84.70	246.59	0.00	4,150.00	3,903.41	5.94	
1501	ATHLETICS	84.70	246.59	0.00	4,150.00	3,903.41	5.94	** Function
200	Employee Benefits	0.00	0.00	0.00	0.00	0.00	0.00	
1502	Music	0.00	0.00	0.00	0.00	0.00	0.00	** Function
200	Employee Benefits	21.27	143.96	0.00	1,200.00	1,056.04	12.00	
1540	EXTRA CURRICULAR	21.27	143.96	0.00	1,200.00	1,056.04	12.00	** Function
200	Employee Benefits	126.20	126.20	0.00	520.00	393.80	24.27	
1600	Summer School	126.20	126.20	0.00	520.00	393.80	24.27	** Function
200	Employee Benefits	0.00	0.00	0.00	0.00	0.00	0.00	
1650	Gifted Programs	0.00	0.00	0.00	0.00	0.00	0.00	** Function
200	Employee Benefits	30.76	79.68	0.00	425.00	345.32	18.75	
1700	Drivers Education Program	30.76	79.68	0.00	425.00	345.32	18.75	** Function
200	Employee Benefits	14.64	14.64	0.00	350.00	335.36	4.18	
1800	Bilingual Programs	14.64	14.64	0.00	350.00	335.36	4.18	** Function
4 1000	Instruction	10,564.30	25,950.54	0.00	152,397.00	126,446.46	17.03	* Function
200	Employee Benefits	337.50	734.64	0.00	4,400.00	3,665.36	16.70	
2110	Attendance/Soc Wrk Serv	337.50	734.64	0.00	4,400.00	3,665.36	16.70	** Function
200	Employee Benefits	71.02	211.70	0.00	900.00	688.30	23.52	
2120	Guidance Services	71.02	211.70	0.00	900.00	688.30	23.52	** Function

Expenditure Report

I.M.R.F./Soc. Sec. Fund

50

Function 2000 Support Services
 Function 2134 Nurse Services
 Object 200 Employee Benefits

		A	B	C	C - (A + B)	(A + B) / C		
Account	Description	M.T.D. Activity	Y.T.D. Activity	Open Encumb.	Current Budget	Budget Balance	% of Budget	State Account Number
200	Employee Benefits	617.73	1,613.61	0.00	7,100.00	5,486.39	22.73	
2134	Nurse Services	617.73	1,613.61	0.00	7,100.00	5,486.39	22.73	** Function
200	Employee Benefits	289.58	604.07	0.00	3,775.00	3,170.93	16.00	
2140	Psychological Services	289.58	604.07	0.00	3,775.00	3,170.93	16.00	** Function
200	Employee Benefits	0.00	0.00	0.00	0.00	0.00	0.00	
2192	TITLE V CHART COUNTS	0.00	0.00	0.00	0.00	0.00	0.00	** Function
200	Employee Benefits	0.00	0.00	0.00	0.00	0.00	0.00	
2193	Title IV	0.00	0.00	0.00	0.00	0.00	0.00	** Function
200	Employee Benefits	0.00	0.00	0.00	0.00	0.00	0.00	
2196	Comp Arts	0.00	0.00	0.00	0.00	0.00	0.00	** Function
200	Employee Benefits	77.53	77.53	0.00	825.00	747.47	9.40	
2210	EPIC	77.53	77.53	0.00	825.00	747.47	9.40	** Function
200	Employee Benefits	0.00	0.00	0.00	0.00	0.00	0.00	
2212	CURRICULUM DIRECTOR	0.00	0.00	0.00	0.00	0.00	0.00	** Function
200	Employee Benefits	0.00	0.00	0.00	0.00	0.00	0.00	
2215	TITLE II CLASS REDUCTION	0.00	0.00	0.00	0.00	0.00	0.00	** Function
200	Employee Benefits	0.00	0.00	0.00	0.00	0.00	0.00	
2218	Quality Assurance	0.00	0.00	0.00	0.00	0.00	0.00	** Function
200	Employee Benefits	0.00	0.00	0.00	0.00	0.00	0.00	
2219	BLOCK GRANT	0.00	0.00	0.00	0.00	0.00	0.00	** Function
200	Employee Benefits	791.37	2,577.72	0.00	10,925.00	8,347.28	23.59	
2220	MEDIA PROGRAM	791.37	2,577.72	0.00	10,925.00	8,347.28	23.59	** Function
200	Employee Benefits	0.00	0.00	0.00	0.00	0.00	0.00	
2225	TECH THRUST	0.00	0.00	0.00	0.00	0.00	0.00	** Function
200	Employee Benefits	555.66	1,048.82	0.00	3,500.00	2,451.18	29.97	
2226	TECHNOLOGY	555.66	1,048.82	0.00	3,500.00	2,451.18	29.97	** Function
200	Employee Benefits	0.00	0.00	0.00	0.00	0.00	0.00	
2230	Assessment/Testing	0.00	0.00	0.00	0.00	0.00	0.00	** Function
200	Employee Benefits	217.89	232.89	0.00	525.00	292.11	44.36	
2310	Brd Ed Services	217.89	232.89	0.00	525.00	292.11	44.36	** Function
200	Employee Benefits	115.34	346.02	0.00	1,650.00	1,303.98	20.97	
2320	Executive Adm. Serv	115.34	346.02	0.00	1,650.00	1,303.98	20.97	** Function
200	Employee Benefits	1,920.94	5,404.29	0.00	23,900.00	18,495.71	22.61	

Expenditure Report

I.M.R.F./Soc. Sec. Fund

50

Function 2000 Support Services
 Function 2410 Office Of Principal Serv
 Object 200 Employee Benefits

Account	Description	M.T.D. Activity	Y.T.D. Activity	Open Encumb.	Current Budget	Budget Balance	C - (A + B) (A + B) / C	State Account Number
		A	B	C	C - (A + B)	(A + B) / C		
2410	Office Of Principal Serv	1,920.94	5,404.29	0.00	23,900.00	18,495.71	22.61	** Function
200	Employee Benefits	0.00	0.00	0.00	0.00	0.00	0.00	
2510	Dirctn Business Suppt Ser	0.00	0.00	0.00	0.00	0.00	0.00	** Function
200	Employee Benefits	1,300.28	4,104.69	0.00	16,500.00	12,395.31	24.88	
2520	Fiscal Services	1,300.28	4,104.69	0.00	16,500.00	12,395.31	24.88	** Function
200	Employee Benefits	4,633.28	15,145.70	0.00	56,700.00	41,554.30	26.71	
2542	Care & Upkeep Bldg Serv	4,633.28	15,145.70	0.00	56,700.00	41,554.30	26.71	** Function
200	Employee Benefits	0.00	0.00	0.00	0.00	0.00	0.00	
2543	Care Upkeep Grnds Serv	0.00	0.00	0.00	0.00	0.00	0.00	** Function
200	Employee Benefits	8.68	26.04	0.00	1,000.00	973.96	2.60	
2550	Pupil Transportation Ser	8.68	26.04	0.00	1,000.00	973.96	2.60	** Function
200	Employee Benefits	2,190.01	5,481.79	0.00	26,770.00	21,288.21	20.48	
2560	Food Services	2,190.01	5,481.79	0.00	26,770.00	21,288.21	20.48	** Function
4 2000	Support Services	13,126.81	37,609.51	0.00	158,470.00	120,860.49	23.73	* Function
200	Employee Benefits	0.00	0.00	0.00	0.00	0.00	0.00	
3696	Safe To Learn	0.00	0.00	0.00	0.00	0.00	0.00	** Function
4 3000	Community Services	0.00	0.00	0.00	0.00	0.00	0.00	* Function
50	I.M.R.F./Soc. Sec. Fund	23,691.11	63,560.05	0.00	310,867.00	247,306.95	20.45	Fund

Expenditure Report

Capital Projects Fund or Fund Group

60

Function 2000 Support Services
 Function 2530 Function 2530
 Object 500 Capital Outlay

Account	Description	M.T.D. Activity	Y.T.D. Activity	A Open Encumb.	B Current Budget	C C - (A + B) Budget Balance	(A + B) / C % of Budget	State Account Number
500	Capital Outlay	102,537.77	273,041.61	0.00	385,000.00	111,958.39	70.92	
2530	Function 2530	102,537.77	273,041.61	0.00	385,000.00	111,958.39	70.92	** Function
4 2000	Support Services	102,537.77	273,041.61	0.00	385,000.00	111,958.39	70.92	* Function
60	Capital Projects Fund or Fund Group	102,537.77	273,041.61	0.00	385,000.00	111,958.39	70.92	Fund

Expenditure Report

Working Cash Fund 70

Function 8000 Other Financing Uses
 Function 8110 Permnt Trns Wrk Csh Abol
 Object 600 Other Objects

Account	Description	M.T.D. Activity	Y.T.D. Activity	A Open Encumb.	B Current Budget	C C - (A + B) Budget Balance	(A + B) / C % of Budget	State Account Number
600	Other Objects	0.00	0.00	0.00	0.00	0.00	0.00	
8110	Permnt Trns Wrk Csh Abol	0.00	0.00	0.00	0.00	0.00	0.00	** Function
600	Other Objects	0.00	0.00	0.00	0.00	0.00	0.00	
8111	Permnt Trns Wrk Csh	0.00	0.00	0.00	0.00	0.00	0.00	** Function
600	Other Objects	0.00	0.00	0.00	0.00	0.00	0.00	
8120	Prmnt Trnf Int From Wrkes	0.00	0.00	0.00	0.00	0.00	0.00	** Function
4 8000	Other Financing Uses	0.00	0.00	0.00	0.00	0.00	0.00	* Function
70	Working Cash Fund	0.00	0.00	0.00	0.00	0.00	0.00	Fund

Expenditure Report

Tort Immunity and Judgment Fund

80

Function 2000 Support Services
 Function 2134 Nurse Services
 Object 100 Salaries

Account	Description	M.T.D. Activity	Y.T.D. Activity	B Open Encumb.	C Current Budget	C - (A + B) Budget Balance	(A + B) / C % of Budget	State Account Number
100	Salaries	162.48	162.48	0.00	0.00	(162.48)	0.00	
2134	Nurse Services	162.48	162.48	0.00	0.00	(162.48)	0.00	** Function
200	Employee Benefits	0.00	24,635.33	0.00	20,600.00	(4,035.33)	119.59	
2362	Workers Comp/Workers Occ Disease Ac	0.00	24,635.33	0.00	20,600.00	(4,035.33)	119.59	** Function
200	Employee Benefits	0.00	1,378.64	0.00	8,000.00	6,621.36	17.23	
2363	Unemployment Insurance Act Payments	0.00	1,378.64	0.00	8,000.00	6,621.36	17.23	** Function
300	Purchased Services	0.00	51,286.00	0.00	49,000.00	(2,286.00)	104.67	
2364	Insurance Payments (regular or self-insu	0.00	51,286.00	0.00	49,000.00	(2,286.00)	104.67	** Function
300	Purchased Services	381.25	381.25	0.00	50,000.00	49,618.75	0.76	
2369	Legal Services	381.25	381.25	0.00	50,000.00	49,618.75	0.76	** Function
300	Purchased Services	0.00	0.00	0.00	1,000.00	1,000.00	0.00	
2540	Function 2540	0.00	0.00	0.00	1,000.00	1,000.00	0.00	** Function
4 2000	Support Services	543.73	77,843.70	0.00	128,600.00	50,756.30	60.53	* Function
80	Tort Immunity and Judgment Fund	543.73	77,843.70	0.00	128,600.00	50,756.30	60.53	Fund

Expenditure Report

Fire Prevention/Life Safety

90

Function 2000 Support Services
 Function 2548 L/S Capital Outlay
 Object 500 Capital Outlay

		A	B	C	C - (A + B)	(A + B) / C		
Account	Description	M.T.D. Activity	Y.T.D. Activity	Open Encumb.	Current Budget	Budget Balance	% of Budget	State Account Number
500	Capital Outlay	0.00	0.00	0.00	100,000.00	100,000.00	0.00	
2548	L/S Capital Outlay	0.00	0.00	0.00	100,000.00	100,000.00	0.00	** Function
4 2000	Support Services	0.00	0.00	0.00	100,000.00	100,000.00	0.00	* Function
500	Capital Outlay	0.00	0.00	0.00	0.00	0.00	0.00	
4190	Other Pymnts Gov In State	0.00	0.00	0.00	0.00	0.00	0.00	** Function
4 4000	Nonprogrammed Charges	0.00	0.00	0.00	0.00	0.00	0.00	* Function
90	Fire Prevention/Life Safety	0.00	0.00	0.00	100,000.00	100,000.00	0.00	Fund
Report Total:		881,411.34	2,403,191.95	64,701.72	10,265,142.70	7,797,249.03	24.04	

Revenue Report

Education Fund

10

Function 1000 Instruction
 Function 1112 Junior High

Account	Description	M.T.D. Revenue	Y.T.D. Revenue	Revenue Budget	B - A Budget Balance Revenue	A / B % of Budget	State Account Number
10-111200-1	FIRST PRIOR YEAR LEVY	\$20,011.59	\$1,713,305.13	\$3,604,803.00	\$1,891,497.87	47.53	10-1112
1112	Junior High	20,011.59	1,713,305.13	3,604,803.00	1,891,497.87	47.53	** Function
10-112200-1	TORT IMMUNITY-1ST PRIOR	\$0.00	\$0.00	\$0.00	\$0.00	0.00	10-1122
1120	Middle-Junior High	0.00	0.00	0.00	0.00	0.00	** Function
10-113000-1	FIRST PRIOR YR LEASE	\$358.01	\$30,909.44	\$68,663.00	\$37,753.56	45.02	10-1130
1130	High School	358.01	30,909.44	68,663.00	37,753.56	45.02	** Function
10-114100-1	SP ED PRIOR YEAR LEVY	\$286.41	\$26,396.88	\$56,647.00	\$30,250.12	46.60	10-1141
1140	Accelerated Reading Program	286.41	26,396.88	56,647.00	30,250.12	46.60	** Function
10-121000-1	MOBILE HOME PRIVILEGE TA	\$0.00	\$0.00	\$0.00	\$0.00	0.00	10-1210
1210	Speech & Lang.Impaired	0.00	0.00	0.00	0.00	0.00	** Function
10-123000-1	CORP PERS PROP REPLC TAX	\$0.00	\$431,799.49	\$1,919,883.00	\$1,488,083.51	22.49	10-1230
1225	Special Education Programs Pre-K	0.00	431,799.49	1,919,883.00	1,488,083.51	22.49	** Function
10-129000-1	WETLANDS	\$0.00	\$0.00	\$0.00	\$0.00	0.00	10-1290
1275	Remedial and Supplemental Program	0.00	0.00	0.00	0.00	0.00	** Function
10-131200-1	PUPIL TUITION OTHER LEA	\$0.00	\$82,209.96	\$233,000.00	\$150,790.04	35.28	10-1312
10-131300-1		\$0.00	\$0.00	\$0.00	\$0.00	0.00	10-1313
1310	Adult Education	0.00	82,209.96	233,000.00	150,790.04	35.28	** Function
10-134200-1	PUPIL TUI-SP ED OTHER LEA	\$0.00	\$16,993.00	\$16,993.00	\$0.00	100.00	10-1342
1340	Upgrdg In Current Occuptn	0.00	16,993.00	16,993.00	0.00	100.00	** Function
10-151000-1	TAX INTEREST	\$0.00	\$0.00	\$0.00	\$0.00	0.00	10-1510
10-151100-1	ED-INT ON INVESTMENTS	\$2,210.09	\$7,175.26	\$35,000.00	\$27,824.74	20.50	10-1511
10-151200-1	INTEREST-SWANNEY BONDS	\$0.00	\$0.00	\$0.00	\$0.00	0.00	10-1512
10-151300-1	INTEREST-FARNSWORTH	\$0.00	\$0.00	\$300.00	\$300.00	0.00	10-1513
1502	Music	2,210.09	7,175.26	35,300.00	28,124.74	20.33	** Function
10-161100-1	STUDENT LUNCH	\$6,505.65	\$25,854.65	\$125,000.00	\$99,145.35	20.68	10-1611
10-161200-1	STUDENT BREAKFAST	\$2,705.00	\$3,542.40	\$23,000.00	\$19,457.60	15.40	10-1612
10-161400-1	MILK SALES (OTHER)	\$1,569.60	\$1,967.50	\$11,000.00	\$9,032.50	17.89	10-1614
10-162000-1	ADULT LUNCHES/BREAKFAST	\$519.65	\$724.10	\$4,500.00	\$3,775.90	16.09	10-1620
1600	Summer School	11,299.90	32,088.65	163,500.00	131,411.35	19.63	** Function
10-169000-1	HEAD START LUNCHES	\$0.00	\$0.00	\$0.00	\$0.00	0.00	10-1690
1650	Gifted Programs	0.00	0.00	0.00	0.00	0.00	** Function
10-171102-2	H S ATHLETIC ADMISSIONS	\$1,746.00	\$1,746.00	\$20,000.00	\$18,254.00	8.73	10-1711-2
10-171104-3	JR HI-ATHLETIC ADMISSION	\$0.00	\$0.00	\$3,000.00	\$3,000.00	0.00	10-1711-4

Revenue Report

Education Fund

10

Function 1000 Instruction
 Function 1710 Vocational Ed Handicapped

Account	Description	M.T.D. Revenue	Y.T.D. Revenue	Revenue Budget	B - A Budget Balance Revenue	A / B % of Budget	State Account Number
10-171400-1	H S / JR HI TOURNEY REV	\$0.00	\$0.00	\$1,500.00	\$1,500.00	0.00	10-1714
10-171900-1	ADMISSION - OTHERS	\$0.00	\$0.00	\$5,000.00	\$5,000.00	0.00	10-1719
1710	Vocational Ed Handicapped	1,746.00	1,746.00	29,500.00	27,754.00	5.92	** Function
10-172000-1	VOCATIONAL FEE HS	\$10.00	\$3,320.00	\$3,700.00	\$380.00	89.73	10-1720
10-172000-2	ACTIVITY FEES HS	\$861.00	\$6,401.00	\$8,000.00	\$1,599.00	80.01	10-1720
10-172000-3	ACTIVITY FEES JR H	\$0.00	\$1,630.00	\$3,500.00	\$1,870.00	46.57	10-1720
1720	Vctnl Ed Lmt Eng Profency	871.00	11,351.00	15,200.00	3,849.00	74.68	** Function
10-179000-1	DRIVER ED FEE	\$100.00	\$2,000.00	\$2,500.00	\$500.00	80.00	10-1790
10-179000-8	H S PE RESALE	\$532.00	\$2,267.00	\$3,500.00	\$1,233.00	64.77	10-1790
10-179001-8	JH PE RESALE	\$271.00	\$2,402.00	\$3,000.00	\$598.00	80.07	10-1790-1
10-179100-9		\$0.00	\$0.00	\$0.00	\$0.00	0.00	10-1791
10-179200-10	MUSIC RESALE	\$0.00	\$0.00	\$200.00	\$200.00	0.00	10-1792
1730	Vctnl Ed Acd /Econ Disadv	903.00	6,669.00	9,200.00	2,531.00	72.49	** Function
10-181100-1	ELEM-TEXTBOOK RENTAL	\$50.00	\$12,480.00	\$12,500.00	\$20.00	99.84	10-1811
10-181100-2	H S- TEXTBOOK RENTAL	\$0.00	\$13,659.00	\$15,000.00	\$1,341.00	91.06	10-1811
10-181100-3	JR HI-TEXTBOOK RENTAL	\$130.00	\$8,580.00	\$10,000.00	\$1,420.00	85.80	10-1811
10-181900-1	INSTRUMENT RENTAL	\$0.00	\$0.00	\$200.00	\$200.00	0.00	10-1819
1800	Bilingual Programs	180.00	34,719.00	37,700.00	2,981.00	92.09	** Function
10-192000-1	DONATIONS	\$2,516.68	\$3,336.68	\$5,000.00	\$1,663.32	66.73	10-1920
10-192001-1	DONATIONS-NCF	\$0.00	\$0.00	\$0.00	\$0.00	0.00	10-1920
1920	Gifted Programs - Private Tuition	2,516.68	3,336.68	5,000.00	1,663.32	66.73	** Function
10-194000-1	PSY LEA ASSESSEMENT	\$0.00	\$0.00	\$0.00	\$0.00	0.00	10-1940
10-194100-1	SW LEA ASSESSMENT	\$0.00	\$0.00	\$0.00	\$0.00	0.00	10-1941
10-194110-1	HEARING IMP ASSESS.	\$0.00	\$0.00	\$0.00	\$0.00	0.00	10-1941
10-194200-1		\$0.00	\$0.00	\$0.00	\$0.00	0.00	10-1942
10-195000-1	REFUND EXPENSES	\$0.00	\$0.00	\$8,500.00	\$8,500.00	0.00	10-1950
10-197000-1	DRIVERS ED FEE	\$0.00	\$0.00	\$0.00	\$0.00	0.00	10-1970
10-199900-1	OTHER LOCAL REVENUE	\$419.75	\$10,872.40	\$15,000.00	\$4,127.60	72.48	10-1999
10-199900-3	INSURANCE/PLAY EQUIPMENT	\$0.00	\$0.00	\$0.00	\$0.00	0.00	10-1999
10-199901-1	INTERNET REVENUE	\$0.00	\$0.00	\$0.00	\$0.00	0.00	10-1999-1
1922	Truants Alternative/Optional Educat	419.75	10,872.40	23,500.00	12,627.60	46.27	** Function
1000	Instruction	40,802.43	2,409,571.89	6,218,889.00	3,809,317.11	38.75	* Function
10-220000-1	POVERTY GRANT	\$0.00	\$0.00	\$0.00	\$0.00	0.00	10-2200
2196	Comp Arts	0.00	0.00	0.00	0.00	0.00	** Function

Revenue Report

Education Fund

10

Function 2000 Support Services
 Function 2230 Assessment/Testing

Account	Description	M.T.D. Revenue	Y.T.D. Revenue	Revenue Budget	B - A Budget Balance Revenue	A / B % of Budget	State Account Number
10-223000-1	ROE FLOW THRU	\$0.00	\$0.00	\$0.00	\$0.00	0.00	10-2230
2230	Assessment/Testing	0.00	0.00	0.00	0.00	0.00	** Function
2000	Support Services	0.00	0.00	0.00	0.00	0.00	* Function
10-300100-1	GENERAL STATE AID	\$47,983.34	\$95,966.68	\$501,613.00	\$405,646.32	19.13	10-3001
10-300200-1	HOLD HARMLESS GSA	\$0.00	\$0.00	\$0.00	\$0.00	0.00	10-3002
2900	Other Support Services	47,983.34	95,966.68	501,613.00	405,646.32	19.13	** Function
10-310000-1	SP ED PRIV FAC TUITION	\$24,394.19	\$48,788.39	\$44,000.00	(\$4,788.39)	110.88	10-3100
10-310500-1	SP ED EXTRA ORDINARY	\$30,950.36	\$61,900.72	\$110,000.00	\$48,099.28	56.27	10-3105
10-311000-1	SP ED PERSONNEL	\$45,814.63	\$94,760.30	\$175,000.00	\$80,239.70	54.15	10-3110
10-312000-1	SP ED ORPHANAGE	\$0.00	\$0.00	\$20,000.00	\$20,000.00	0.00	10-3120
10-314500-1	SP ED SUMMER SCHOOL	\$0.00	\$0.00	\$750.00	\$750.00	0.00	10-3145
3100	Direction Of Community Sv	101,159.18	205,449.41	349,750.00	144,300.59	58.74	** Function
10-322000-40	CTEI GRANT-SRAVTE	\$0.00	\$0.00	\$1,995.00	\$1,995.00	0.00	10-3200
10-321500-18	VOC AG STATE GRTS	\$0.00	\$0.00	\$1,046.00	\$1,046.00	0.00	10-3215
10-323500-19	VOC AG SUPPLEMENTAL	\$0.00	\$0.00	\$0.00	\$0.00	0.00	10-3235
10-329900-40	FCAE GRANT	\$0.00	\$0.00	\$0.00	\$0.00	0.00	10-3299
3200	Community Recreation Srv	0.00	0.00	3,041.00	3,041.00	0.00	** Function
10-336000-1	IL FREE LUNCH/BRKFST AIDE	\$0.00	\$1,250.67	\$5,500.00	\$4,249.33	22.74	10-3360
10-336500-1	IL BREAKFAST INITIATIVE	\$0.00	\$0.00	\$50.00	\$50.00	0.00	10-3360
10-337000-1	DRIVERS ED REIMBURSEMENT	\$0.00	\$0.00	\$12,000.00	\$12,000.00	0.00	10-3370-1
3300	Civic Services	0.00	1,250.67	17,550.00	16,299.33	7.13	** Function
10-361002-1	SCHOOL IMP-HOP	\$0.00	\$0.00	\$0.00	\$0.00	0.00	10-3610
10-364000-24	SCHOOL IMP BLOCK GRANT	\$0.00	\$0.00	\$0.00	\$0.00	0.00	10-3640
10-364100-31	LEARNING IMP GRANT	\$0.00	\$0.00	\$0.00	\$0.00	0.00	10-3641
10-365100-1	NATL BOARD CERTIFIC	\$0.00	\$739.37	\$750.00	\$10.63	98.58	10-3651-1
10-369500-1	SAFE TO LEARN GRANT	\$0.00	\$0.00	\$0.00	\$0.00	0.00	10-3695
3600	Welfare Activities Serv	0.00	739.37	750.00	10.63	98.58	** Function
10-370500-26	EARLY CHILDHOOD GRT GRANT	\$26,416.00	\$79,248.00	\$151,500.00	\$72,252.00	52.31	10-3705
10-371500-27	READING IMPROVEMENT GRAN	\$0.00	\$0.00	\$0.00	\$0.00	0.00	10-3715
10-372500-28		\$0.00	\$0.00	\$0.00	\$0.00	0.00	10-3725
10-373500-1		\$0.00	\$0.00	\$0.00	\$0.00	0.00	10-3735
10-377500-43	ADA BLOCK GRANT	\$0.00	\$0.00	\$3,000.00	\$3,000.00	0.00	10-3775
10-379200-1		\$0.00	\$0.00	\$0.00	\$0.00	0.00	10-3792
10-379400-1		\$0.00	\$0.00	\$0.00	\$0.00	0.00	10-3794

Revenue Report

Education Fund

10

Function 3000 Community Services
 Function 3700 Nonpublic School Pupils

Account	Description	M.T.D. Revenue	Y.T.D. Revenue	Revenue Budget	B - A Budget Balance Revenue	A / B % of Budget	State Account Number
3700	Nonpublic School Pupils						
10-380000-32	STATE LIBRARY GRANT	26,416.00	79,248.00	154,500.00	75,252.00	51.29	** Function
3800	Home/School Services	\$0.00	\$0.00	\$683.00	\$683.00	0.00	10-3800
10-399900-1	OTHER STATE REVENUE	0.00	0.00	683.00	683.00	0.00	** Function
10-399901-1	RESPRO GRANT	\$0.00	\$5,306.00	\$500.00	\$500.00	0.00	10-3999
3900	Other Community Services	\$0.00	\$5,306.00	\$0.00	(\$5,306.00)	0.00	10-3999
3000	Community Services	0.00	5,306.00	500.00	(4,806.00)	1,061.20	** Function
10-410000-37	TITLE V INVO(CHAR CTS	175,558.52	387,960.13	1,028,387.00	640,426.87	37.73	* Function
3900	Other Community Services	\$0.00	\$0.00	\$0.00	\$0.00	0.00	10-4100
10-411000-46		0.00	0.00	0.00	0.00	0.00	** Function
4110	Payments Reg Programs	\$0.00	\$0.00	\$0.00	\$0.00	0.00	10-4110
10-421000-1	FEDERAL LUNCH AID	0.00	0.00	0.00	0.00	0.00	** Function
4210	Payments for Regular Programs - Tu	\$4,418.87	\$4,418.87	\$117,000.00	\$112,581.13	3.78	10-4210
10-422000-1	FED BREAKFAST AID	4,418.87	4,418.87	117,000.00	112,581.13	3.78	** Function
4220	Payments for Special Education Prog	\$1,322.34	\$1,322.34	\$35,000.00	\$33,677.66	3.78	10-4220
10-430000-36	TITLE I GRANT	1,322.34	1,322.34	35,000.00	33,677.66	3.78	** Function
4300	Payments to Other Govt Units (In-Sa	\$0.00	\$0.00	\$83,063.00	\$83,063.00	0.00	10-4300
10-440000-33	TITLE IV GRT DRUG FREE	0.00	0.00	83,063.00	83,063.00	0.00	** Function
4400	Payments to Other Govt Units - Out c	\$0.00	\$0.00	\$0.00	\$0.00	0.00	10-4400
10-462000-38	SP ED INCENTIVE GRT	0.00	0.00	0.00	0.00	0.00	** Function
10-462001-38	DISCRETIONARY FUNDS	\$0.00	\$0.00	\$55,000.00	\$55,000.00	0.00	10-4620
10-462002-38	SP ED BLOCK GRT	\$0.00	\$0.00	\$20,823.00	\$20,823.00	0.00	10-4620
10-462003-38	DEMONSTR PROJ/LEASE	\$0.00	\$0.00	\$8,843.00	\$8,843.00	0.00	10-4620
10-462500-1	EXCESS (ROOM/BOARD)	\$0.00	\$0.00	\$0.00	\$0.00	0.00	10-4620-1
10-477000-40	CARL PERKINS	\$0.00	\$0.00	\$0.00	\$0.00	0.00	10-4625-1
10-485000-44	SFSF/GSA REVENUE	\$2,000.00	\$2,000.00	\$7,999.00	\$5,999.00	25.00	10-4745
10-485100-44	ARRA TITLE I	\$0.00	\$0.00	\$0.00	\$0.00	0.00	10-4850
10-485700-44	ARRA IDEA PART B	\$0.00	\$0.00	\$0.00	\$0.00	0.00	10-4854
10-487000-44	ARRA GSA	\$0.00	\$0.00	\$0.00	\$0.00	0.00	10-4857-1
10-488000-44	ARRA ED JOBS FUND	\$0.00	\$12,570.00	\$0.00	(\$12,570.00)	0.00	10-4870-1
10-490000-11		\$0.00	\$0.00	\$0.00	\$0.00	0.00	10-4880-1
10-499100-11	MEDICAID-ADMIN OUTREACH	\$0.00	\$5,236.72	\$27,000.00	\$21,763.28	19.40	10-4900
10-499200-11	MEDICAID-FEE FOR SERV	\$15,932.88	\$16,987.35	\$37,000.00	\$20,012.65	45.91	10-4900-1
10-490900-34	TITLE III LANG ACQUIS	\$0.00	\$0.00	\$7,291.00	\$7,291.00	0.00	10-4909

Revenue Report

Education Fund

10

Function 4000 Nonprogrammed Charges
 Function 4430 Payments Other Govt Units Out of State Transfers

		A	B	B - A	A / B		
Account	Description	M.T.D. Revenue	Y.T.D. Revenue	Revenue Budget	Budget Balance Revenue	% of Budget	State Account Number
10-493200-42	TITLE II TEACHER QUALITY	\$0.00	\$0.00	\$45,998.00	\$45,998.00	0.00	10-4930
10-494500-14		\$0.00	\$0.00	\$0.00	\$0.00	0.00	10-4945
10-497100-1	TITLE IID-TECH ENHANC	\$0.00	\$0.00	\$0.00	\$0.00	0.00	10-4971
10-499800-1	OTHER FEDERAL(STEP)	\$0.00	\$0.00	\$12,180.00	\$12,180.00	0.00	10-4998-1
4430	Payments Other Govt Units Out of State Transfers	17,932.88	36,794.07	222,134.00	185,339.93	16.56	** Function
4000	Nonprogrammed Charges	23,674.09	42,535.28	457,197.00	414,661.72	9.30	* Function
10-711000-1	TRANS OF WC TECH THRUST	\$0.00	\$0.00	\$0.00	\$0.00	0.00	10-7110
10-711002-1	PERM TRANSFER WC	\$0.00	\$0.00	\$0.00	\$0.00	0.00	10-7110
10-711001-1	TRANSFER OF WC	\$0.00	\$0.00	\$0.00	\$0.00	0.00	10-7110-1
6000	Provision For Contingences	0.00	0.00	0.00	0.00	0.00	** Function
10-712000-1	TRANS WC INTEREST	\$0.00	\$0.00	\$0.00	\$0.00	0.00	10-7120
10-723000-1	ACCURED INT B&I	\$0.00	\$0.00	\$0.00	\$0.00	0.00	10-7230
7120	Perm Trnf from W/C	0.00	0.00	0.00	0.00	0.00	** Function
6000	Provision For Contingences	0.00	0.00	0.00	0.00	0.00	* Function
10	Education Fund	240,035.04	2,840,067.30	7,704,473.00	4,864,405.70	36.86	Fund

Revenue Report

Oper, Build, & Maint Fund

Function 1000 Instruction
 Function 1112 Junior High

20

Account	Description	A		B	B - A	A / B	State Account Number
		M.T.D. Revenue	Y.T.D. Revenue	Revenue Budget	Budget Balance	% of Budget	
20-111200-1	FIRST PRIOR YEAR LEVY	\$2,128.02	\$296,459.75	\$617,966.00	\$321,506.25	47.97	20-1112
1112	Junior High	2,128.02	296,459.75	617,966.00	321,506.25	47.97	** Function
20-112200-1	TORT IMMUNITY-1ST PRIOR	\$0.00	\$0.00	\$0.00	\$0.00	0.00	20-1122
1120	Middle-Junior High	0.00	0.00	0.00	0.00	0.00	** Function
20-123000-1	CORP PERS PROP REPL TAX	\$0.00	\$0.00	\$436,087.00	\$436,087.00	0.00	20-1230
1225	Special Education Programs Pre-K	0.00	0.00	436,087.00	436,087.00	0.00	** Function
20-151100-1	BLD-INT	\$831.21	\$3,300.33	\$22,000.00	\$18,699.67	15.00	20-1511
20-151500-1	INTEREST - TREE FUND	\$0.00	\$0.00	\$100.00	\$100.00	0.00	20-1515
1502	Music	831.21	3,300.33	22,100.00	18,799.67	14.93	** Function
20-191000-1	HOUSE RENT	\$0.00	\$0.00	\$0.00	\$0.00	0.00	20-1910
1910	Pre-K Programs - Private Tuition	0.00	0.00	0.00	0.00	0.00	** Function
20-191100-1	FACILITY/GROUND RENT	\$0.00	\$0.00	\$500.00	\$500.00	0.00	20-1911
1911	Regular K-12 Programs - Private Tuition	0.00	0.00	500.00	500.00	0.00	** Function
20-192000-1	DONATIONS	\$0.00	\$0.00	\$1,000.00	\$1,000.00	0.00	20-1920
1920	Gifted Programs - Private Tuition	0.00	0.00	1,000.00	1,000.00	0.00	** Function
20-195000-1	REFUND PR YR EXP-BLDG	\$0.00	\$6,889.99	\$0.00	(\$6,889.99)	0.00	20-1950
20-195001-1	TORNADO INS/FEM/DON	\$0.00	\$0.00	\$0.00	\$0.00	0.00	20-1950
20-199900-1	OTHER LOCAL REVENUE	\$0.00	\$150.00	\$2,000.00	\$1,850.00	7.50	20-1999
1922	Truants Alternative/Optional Education	0.00	7,039.99	2,000.00	(5,039.99)	352.00	** Function
1000	Instruction	2,959.23	306,800.07	1,079,653.00	772,852.93	28.42	* Function
20-210000-1	OTHER STATE REVENUE	\$0.00	\$0.00	\$0.00	\$0.00	0.00	20-2100
1922	Truants Alternative/Optional Education	0.00	0.00	0.00	0.00	0.00	** Function
2000	Support Services	0.00	0.00	0.00	0.00	0.00	* Function
20-392000-1	INFRA IMPROVE-PLAN/CONST	\$0.00	\$0.00	\$0.00	\$0.00	0.00	20-3920-1
20-399900-1	OTHER STATE REVENUE	\$0.00	\$0.00	\$0.00	\$0.00	0.00	20-3999
3900	Other Community Services	0.00	0.00	0.00	0.00	0.00	** Function
3000	Community Services	0.00	0.00	0.00	0.00	0.00	* Function
20-490000-11		\$0.00	\$0.00	\$0.00	\$0.00	0.00	20-4900
20-498000-1		\$0.00	\$0.00	\$0.00	\$0.00	0.00	20-4980
4430	Payments Other Govt Units Out of State	0.00	0.00	0.00	0.00	0.00	** Function
4000	Nonprogrammed Charges	0.00	0.00	0.00	0.00	0.00	* Function
20-711001-1	TRANSFER WC	\$0.00	\$0.00	\$0.00	\$0.00	0.00	20-7110

Revenue Report

Oper, Build, & Maint Fund

20

Function 6000 Provision For Contingences
 Function 6000 Provision For Contingences

Account	Description	M.T.D. Revenue	Y.T.D. Revenue	Revenue Budget	Budget Balance Revenue	% of Budget	State Account Number
6000	Provision For Contingences	0.00	0.00	0.00	0.00	0.00	** Function
20-740000-1	SALE/COMP FIXED ASSETS	\$0.00	\$0.00	\$0.00	\$0.00	0.00	20-7400
7120	Perm Trnf from W/C	0.00	0.00	0.00	0.00	0.00	** Function
6000	Provision For Contingences	0.00	0.00	0.00	0.00	0.00	* Function
20	Oper, Build, & Maint Fund	2,959.23	306,800.07	1,079,653.00	772,852.93	28.42	Fund

Revenue Report

Debt Service Fund or Fund Group

30

Function 1000 Instruction
 Function 1112 Junior High

		A	B	B - A	A / B	
Account	Description	M.T.D. Revenue	Y.T.D. Revenue	Revenue Budget	Budget Balance	State Account Number
30-111200-1	FIRST PRIOR YEAR LEVY	\$0.00	\$0.00	\$0.00	\$0.00	30-1112
1112	Junior High	0.00	0.00	0.00	0.00	** Function
30-151100-1	B/I-INT INVESTMENTS	\$0.00	\$0.00	\$0.00	\$0.00	30-1511
1502	Music	0.00	0.00	0.00	0.00	** Function
1000	Instruction	0.00	0.00	0.00	0.00	* Function
30-723000-1	ACCRUED INT ON BONDS SOL	\$0.00	\$0.00	\$0.00	\$0.00	30-7230
7120	Perm Trnf from W/C	0.00	0.00	0.00	0.00	** Function
6000	Provision For Contingencs	0.00	0.00	0.00	0.00	* Function
30	Debt Service Fund or Fund Group	0.00	0.00	0.00	0.00	Fund

Revenue Report

Transportation Fund

40

Function 1000 Instruction
 Function 1112 Junior High

Account	Description	M.T.D. Revenue	Y.T.D. Revenue	Revenue Budget	B - A Budget Balance Revenue	A / B % of Budget	State Account Number
40-111200-1	FIRST PRIOR YR LEVY TRAN	\$1,431.99	\$133,112.20	\$274,652.00	\$141,539.80	48.47	40-1112
1112	Junior High	1,431.99	133,112.20	274,652.00	141,539.80	48.47	** Function
40-112200-1	1ST PRIOR YR LEVY-TORT	\$0.00	\$0.00	\$0.00	\$0.00	0.00	40-1122
1120	Middle-Junior High	0.00	0.00	0.00	0.00	0.00	** Function
40-123000-1	CORP REPLACEMNT PROP TAX	\$0.00	\$0.00	\$0.00	\$0.00	0.00	40-1230
1225	Special Education Programs Pre-K	0.00	0.00	0.00	0.00	0.00	** Function
40-144100-1	ORPHANAGE TRANS REIMB	\$0.00	\$0.00	\$0.00	\$0.00	0.00	40-1441
1421	Home Ec Occupations	0.00	0.00	0.00	0.00	0.00	** Function
40-151100-1	TRANSP-INT	\$219.38	\$649.83	\$2,000.00	\$1,350.17	32.49	40-1511
1502	Music	219.38	649.83	2,000.00	1,350.17	32.49	** Function
40-195000-1	REFUND TRANSP	\$0.00	\$0.00	\$0.00	\$0.00	0.00	40-1950
40-199900-1	OTHER LOCAL REVENUE	\$0.00	\$312.00	\$6,000.00	\$5,688.00	5.20	40-1999
1922	Truants Alternative/Optional Educat	0.00	312.00	6,000.00	5,688.00	5.20	** Function
1000	Instruction	1,651.37	134,074.03	282,652.00	148,577.97	47.43	* Function
40-350000-1	REG TRANSPORTATION AID	\$43,952.91	\$87,905.83	\$203,698.00	\$115,792.17	43.15	40-3500
40-350500-1	VOC TRANSPORTATION AID	\$0.00	\$0.00	\$0.00	\$0.00	0.00	40-3505
40-351000-1	SP ED TRANSPORTATION AID	\$40,585.60	\$81,171.20	\$98,167.00	\$16,995.80	82.69	40-3510
40-351100-1	OTHER STATE REVENUE	\$0.00	\$0.00	\$0.00	\$0.00	0.00	40-3511
3500	Custody/Child Care Serv	84,538.51	169,077.03	301,865.00	132,787.97	56.01	** Function
40-370500-26	ECE TRANSPORTATION	\$0.00	\$0.00	\$88,500.00	\$88,500.00	0.00	40-3705
3700	Nonpublic School Pupils	0.00	0.00	88,500.00	88,500.00	0.00	** Function
3000	Community Services	84,538.51	169,077.03	390,365.00	221,287.97	43.31	* Function
40-485700-44	IDEA ARRA	\$0.00	\$0.00	\$0.00	\$0.00	0.00	40-4857
4430	Payments Other Govt Units Out of St	0.00	0.00	0.00	0.00	0.00	** Function
4000	Nonprogrammed Charges	0.00	0.00	0.00	0.00	0.00	* Function
40-713000-1	PERMANENT TRANSFER	\$0.00	\$0.00	\$0.00	\$0.00	0.00	40-7130-1
7120	Perm Trnf from W/C	0.00	0.00	0.00	0.00	0.00	** Function
6000	Provision For Contingences	0.00	0.00	0.00	0.00	0.00	* Function
40	Transportation Fund	86,189.88	303,151.06	673,017.00	369,865.94	45.04	Fund

Revenue Report

I.M.R.F./Soc. Sec. Fund

50

Function 1000 Instruction
 Function 1112 Junior High

		A	B	B - A	A / B		
Account	Description	M.T.D. Revenue	Y.T.D. Revenue	Revenue Budget	Budget Balance	% of Budget	State Account Number
50-111200-1	FIRST PRIOR YR LEVY-IMRF	\$122.86	\$9,413.14	\$20,000.00	\$10,586.86	47.07	50-1112
50-111201-1	FIRST PRIOR YR-SS	\$0.00	\$0.00	\$0.00	\$0.00	0.00	50-1112
1112	Junior High	122.86	9,413.14	20,000.00	10,586.86	47.07	** Function
50-111500-1	MEDICARE-FIRST PRIOR YR	\$0.00	\$0.00	\$0.00	\$0.00	0.00	50-1115
1115	MUSIC	0.00	0.00	0.00	0.00	0.00	** Function
50-115000-1	FIRST PRIOR YR-S S	\$859.68	\$67,018.41	\$140,000.00	\$72,981.59	47.87	50-1150
1140	Accelerated Reading Program	859.68	67,018.41	140,000.00	72,981.59	47.87	** Function
50-123000-1	CORP PERS PROP REPL TAX	\$0.00	\$0.00	\$70,000.00	\$70,000.00	0.00	50-1230
1225	Special Education Programs Pre-K	0.00	0.00	70,000.00	70,000.00	0.00	** Function
50-151100-1	IMRF-INT	\$93.95	\$323.18	\$1,500.00	\$1,176.82	21.55	50-1511
1502	Music	93.95	323.18	1,500.00	1,176.82	21.55	** Function
50-199900-1	OTHER LOCAL REVENUE	\$0.00	\$0.00	\$0.00	\$0.00	0.00	50-1999
1922	Truants Alternative/Optional Educat	0.00	0.00	0.00	0.00	0.00	** Function
1000	Instruction	1,076.49	76,754.73	231,500.00	154,745.27	33.16	* Function
50	I.M.R.F./Soc. Sec. Fund	1,076.49	76,754.73	231,500.00	154,745.27	33.16	Fund

Revenue Report

Capital Projects Fund or Fund Group

60

Function 1000 Instruction
 Function 1112 Junior High

Account	Description	M.T.D. Revenue	Y.T.D. Revenue	A	B	B - A	A / B	State Account Number
					Revenue Budget	Budget Balance Revenue	% of Budget	
60-111200-1	FIRST PRIOR CAP PROJ	\$0.00	\$0.00		\$0.00	\$0.00	0.00	60-1112
1112	Junior High	0.00	0.00		0.00	0.00	0.00	** Function
60-151100-1	INTEREST-CAP PROJ	\$104.76	\$469.59		\$2,000.00	\$1,530.41	23.48	60-1511
1502	Music	104.76	469.59		2,000.00	1,530.41	23.48	** Function
60-195000-1	REFUND PRIOR YR EXP	\$0.00	\$0.00		\$0.00	\$0.00	0.00	60-1950
60-199900-1	OTHER LOCAL REV CAP PROJ	\$0.00	\$0.00		\$0.00	\$0.00	0.00	60-1999
1922	Truants Alternative/Optional Educat	0.00	0.00		0.00	0.00	0.00	** Function
1000	Instruction	104.76	469.59		2,000.00	1,530.41	23.48	* Function
60-392000-1	INFRA IMPROVE-PLAN/CONST	\$0.00	\$0.00		\$0.00	\$0.00	0.00	60-3920
3900	Other Community Services	0.00	0.00		0.00	0.00	0.00	** Function
3000	Community Services	0.00	0.00		0.00	0.00	0.00	* Function
60-780000-1	IEMA/CDB TRANSFER	\$0.00	\$0.00		\$0.00	\$0.00	0.00	60-7800
7120	Perm Trnf from W/C	0.00	0.00		0.00	0.00	0.00	** Function
6000	Provision For Contingencs	0.00	0.00		0.00	0.00	0.00	* Function
60	Capital Projects Fund or Fund Group	104.76	469.59		2,000.00	1,530.41	23.48	Fund

Revenue Report

Working Cash Fund

70

Function 1000 Instruction
 Function 1112 Junior High

		A	B	B - A	A / B	
Account	Description	M.T.D. Revenue	Y.T.D. Revenue	Revenue Budget	Budget Balance	State Account Number
70-111200-1	FIRST PRIOR YR WRKG CASH	\$316.39	\$30,780.79	\$51,497.00	\$20,716.21	70-1112
1112	Junior High	316.39	30,780.79	51,497.00	20,716.21	** Function
70-151100-1	WC-INT	\$269.75	\$1,653.36	\$21,000.00	\$19,346.64	70-1511
1502	Music	269.75	1,653.36	21,000.00	19,346.64	** Function
1000	Instruction	586.14	32,434.15	72,497.00	40,062.85	* Function
70-721000-1	PRINCIPAL ON BONDS SOLD	\$0.00	\$0.00	\$0.00	\$0.00	70-7210
7120	Perm Trnf from W/C	0.00	0.00	0.00	0.00	** Function
6000	Provision For Contingencs	0.00	0.00	0.00	0.00	* Function
70	Working Cash Fund	586.14	32,434.15	72,497.00	40,062.85	Fund

Revenue Report

Tort Immunity and Judgment Fund

80

Function 1000 Instruction
 Function 1112 Junior High

		A	B	B - A	A / B	
Account	Description	M.T.D. Revenue	Y.T.D. Revenue	Revenue Budget	Budget Balance	State Account Number
80-111200-1	FIRST PRIOR YEAR LEVY	\$0.00	\$0.00	\$0.00	\$0.00	80-1112
1112	Junior High	0.00	0.00	0.00	0.00	** Function
80-151100-1	TORT-INTEREST	\$123.65	\$423.42	\$3,500.00	\$3,076.58	80-1511
1502	Music	123.65	423.42	3,500.00	3,076.58	** Function
80-195000-1	REFUND PRIOR YR EXP	\$0.00	\$0.00	\$0.00	\$0.00	80-1950
80-199900-1	OTHER LOCAL REVENUE	\$66.94	\$66.94	\$0.00	(\$66.94)	80-1999
1922	Truants Alternative/Optional Educat	66.94	66.94	0.00	(66.94)	** Function
1000	Instruction	190.59	490.36	3,500.00	3,009.64	* Function
80	Tort Immunity and Judgment Fund	190.59	490.36	3,500.00	3,009.64	Fund

Revenue Report

Fire Prevention/Life Safety

Function 1000 Instruction
 Function 1112 Junior High

90

		A	B	B - A	A / B		
Account	Description	M.T.D. Revenue	Y.T.D. Revenue	Revenue Budget	Budget Balance Revenue	% of Budget	State Account Number
90-111200-1	FIRST PRIOR YEAR LEVY L/ 1112 Junior High	\$358.01	\$30,909.44	\$68,663.00	\$37,753.56	45.02	90-1112
90-123000-1	L/S CORP REPL TAX 1225 Special Education Programs Pre-K	358.01	30,909.44	68,663.00	37,753.56	45.02	** Function
90-151100-1	LS-INT ON INVESTMENTS 1502 Music	\$0.00	\$0.00	\$0.00	\$0.00	0.00	90-1230
90-199900-1	OTHER REVENUE 1922 Truants Alternative/Optional Educat	0.00	0.00	0.00	0.00	0.00	** Function
90-712000-1	TRANSFER FROM W/C 7120 Perm Trnf from W/C	\$171.80	\$567.46	\$2,000.00	\$1,432.54	28.37	90-1511
90-721000-1	SALE OF BONDS 6000 Provision For Contingencs	171.80	567.46	2,000.00	1,432.54	28.37	** Function
	90 Fire Prevention/Life Safety	\$0.00	\$0.00	\$0.00	\$0.00	0.00	90-1999
		0.00	0.00	0.00	0.00	0.00	** Function
		529.81	31,476.90	70,663.00	39,186.10	44.55	* Function
		\$0.00	\$0.00	\$0.00	\$0.00	0.00	90-7120
		\$0.00	\$0.00	\$0.00	\$0.00	0.00	90-7210
		0.00	0.00	0.00	0.00	0.00	** Function
		0.00	0.00	0.00	0.00	0.00	* Function
		529.81	31,476.90	70,663.00	39,186.10	44.55	Fund
	Report Total:	331,671.94	3,591,644.16	9,837,303.00	6,245,658.84	36.51	

Fund Balance Report

PUTNAM COUNTY CUSD #535

Fund	Description	Month to Date		Year to Date		Ytd Change	Fund Balance	
		Expense	Income	Expense	Income		Start of Year	Current
10	Education Fund	655,051.92	240,035.04	1,695,233.26	2,840,067.30	1,144,834.04	2,985,347.57	4,130,181.61
20	Oper, Build, & Maint Fund	65,453.70	2,959.23	223,354.42	306,800.07	83,445.65	2,415,766.28	2,499,211.93
30	Debt Service Fund or Fund Group	0.00	0.00	0.00	0.00	0.00	0.00	0.00
40	Transportation Fund	34,133.11	86,189.88	70,158.91	303,151.06	232,992.15	335,844.09	568,836.24
50	I.M.R.F./Soc. Sec. Fund	23,691.11	1,076.49	63,560.05	76,754.73	13,194.68	167,109.40	180,304.08
60	Capital Projects Fund or Fund Group	102,537.77	104.76	273,041.61	469.59	(272,572.02)	388,974.39	116,402.37
70	Working Cash Fund	0.00	586.14	0.00	32,434.15	32,434.15	1,874,773.60	1,907,207.75
80	Tort Immunity and Judgment Fund	543.73	190.59	77,843.70	490.36	(77,353.34)	330,236.15	252,882.81
90	Fire Prevention/Life Safety	0.00	529.81	0.00	31,476.90	31,476.90	233,761.32	265,238.22
		\$881,411.34	\$331,671.94	\$2,403,191.95	\$3,591,644.16	\$1,188,452.21	\$8,731,812.79	\$9,920,265.00

Balance Sheet Fund 10

PUTNAM COUNTY CUSD #535

<u>Account Number</u>	<u>Account Description</u>	<u>Balance Forward</u>	<u>Current Month</u>	<u>Current Balance</u>
AP-Accrual-10	AP-Accrual for Fund 10	\$0.00	\$0.00	\$0.00
	<u>Total</u>	<u>\$0.00</u>	<u>\$0.00</u>	<u>\$0.00</u>
10-110-1	CASH IN BANKS	\$53,291.54	\$1,083.24	\$54,374.78
10-122-1	FARNSWORTH INVESTMENT	\$0.00	\$0.00	\$0.00
10-111-1	IMPREST FUND	\$12,800.00	\$0.00	\$12,800.00
10-131	PAYROLL CASH	\$0.00	\$0.00	\$0.00
10-121-1	REGULAR INVESTMENT ED	\$4,483,063.78	(\$416,841.25)	\$4,066,222.53
10-185-1	LONG TERM INVESTMENTS	\$0.00	\$0.00	\$0.00
10-199-1	EMPLOYEE COMPUTERS	\$746.49	(\$144.34)	\$602.15
	<u>Total</u>	<u>\$4,549,901.82</u>	<u>(\$415,902.35)</u>	<u>\$4,133,999.47</u>
10-497-1	SUPPORT PERS. DUES	\$0.00	\$0.00	\$0.00
10-498-1	TEACHER RET 2.2	\$0.00	\$0.00	\$0.00
10-496-1	LOHMANS CAFE. PLAN	(\$4,703.33)	\$885.47	(\$3,817.86)
10-495-1	LIFE INS PAYABLE	\$0.00	\$0.00	\$0.00
10-493-1	MEDICARE INS. PAYABLE	\$0.00	\$0.00	\$0.00
10-490-1	Delete This Account	\$0.00	\$0.00	\$0.00
10-481-1	TEACHER RET. PAYABLE	\$0.00	\$0.00	\$0.00
10-460-1	DISABILITY INS. PAYABLE	\$0.00	\$0.00	\$0.00
10-459-1	Delete This Account	\$0.00	\$0.00	\$0.00
10-458-1	Delete This Account	\$0.00	\$0.00	\$0.00
10-457-1	Delete This Account	\$0.00	\$0.00	\$0.00
10-456-1	Delete This Account	\$0.00	\$0.00	\$0.00
10-455-1	Delete This Account	\$0.00	\$0.00	\$0.00
10-454-1	Delete This Account	\$0.00	\$0.00	\$0.00
10-411-1	LOAN TO LIFE SAFETY	\$0.00	\$0.00	\$0.00
10-431-1	ACCOUNTS PAYABLE	\$0.00	\$0.00	\$0.00
10-434-1	LOANS FROM WKG CASH FND	\$0.00	\$0.00	\$0.00
10-452-1	Delete This Account	\$0.00	\$0.00	\$0.00
10-453-1	Delete This Account	\$0.00	\$0.00	\$0.00
	<u>Total</u>	<u>(\$4,703.33)</u>	<u>\$885.47</u>	<u>(\$3,817.86)</u>
10-730-1	FUND BALANCE	(\$2,985,347.57)	\$0.00	(\$2,985,347.57)
10-706-1	NET PROFIT/LOSS	(\$1,559,850.92)	\$415,016.88	(\$1,144,834.04)
	<u>Total</u>	<u>(\$4,545,198.49)</u>	<u>\$415,016.88</u>	<u>(\$4,130,181.61)</u>
		<u>\$0.00</u>	<u>\$0.00</u>	<u>\$0.00</u>

Balance Sheet Fund 20

PUTNAM COUNTY CUSD #535

<u>Account Number</u>	<u>Account Description</u>	<u>Balance Forward</u>	<u>Current Month</u>	<u>Current Balance</u>
AP-Accrual-20	AP-Accrual for Fund 20	\$0.00	\$0.00	\$0.00
	Total	\$0.00	\$0.00	\$0.00
20-131	PAYROLL CASH	\$0.00	\$0.00	\$0.00
20-121-1	REGULAR INVESTMENT O/M	\$1,855,467.12	(\$62,494.47)	\$1,792,972.65
20-110-1	CASH IN BANKS	\$192,895.26	\$0.00	\$192,895.26
20-185-1	LONG TERM INVESTMENTS	\$509,823.12	\$0.00	\$509,823.12
20-184-1	LAND FUND INVESTMENT	\$0.00	\$0.00	\$0.00
20-183-1	TREE FUND INVESTMENTS	\$3,545.44	\$0.00	\$3,545.44
	Total	\$2,561,730.94	(\$62,494.47)	\$2,499,236.47
20-451	Delete This Account	\$0.00	\$0.00	\$0.00
20-458-1	Delete This Account	(\$24.54)	\$0.00	(\$24.54)
20-459-1	Delete This Account	\$0.00	\$0.00	\$0.00
20-457-1	Delete This Account	\$0.00	\$0.00	\$0.00
20-481-1	ANNUITIES PAYABLE	\$0.00	\$0.00	\$0.00
20-452-1	Delete This Account	\$0.00	\$0.00	\$0.00
20-454-1	Delete This Account	\$0.00	\$0.00	\$0.00
20-456-1	Delete This Account	\$0.00	\$0.00	\$0.00
20-497-1	SUPPORT PERS. DUES	\$0.00	\$0.00	\$0.00
20-453-1	Delete This Account	\$0.00	\$0.00	\$0.00
20-431-1	ACCOUNTS PAYABLE	\$0.00	\$0.00	\$0.00
	Total	(\$24.54)	\$0.00	(\$24.54)
20-706-1	NET PROFIT/LOSS	(\$145,940.12)	\$62,494.47	(\$83,445.65)
20-730-1	FUND BALANCE	(\$2,415,766.28)	\$0.00	(\$2,415,766.28)
	Total	(\$2,561,706.40)	\$62,494.47	(\$2,499,211.93)
		\$0.00	\$0.00	\$0.00

Balance Sheet Fund 30

PUTNAM COUNTY CUSD #535

<u>Account Number</u>	<u>Account Description</u>	<u>Balance Forward</u>	<u>Current Month</u>	<u>Current Balance</u>
AP-Accrual-30	AP-Accrual for Fund 30	\$0.00	\$0.00	\$0.00
	<u>Total</u>	\$0.00	\$0.00	\$0.00
30-110-1	CASH IN BANKS	\$0.00	\$0.00	\$0.00
30-121-1	REGULAR INVESTMENT B/I	\$0.00	\$0.00	\$0.00
30-185-1	LONG TERM INVESTMENTS	\$0.00	\$0.00	\$0.00
	<u>Total</u>	\$0.00	\$0.00	\$0.00
30-431-1	ACCOUNTS PAYABLE	\$0.00	\$0.00	\$0.00
	<u>Total</u>	\$0.00	\$0.00	\$0.00
30-730-1	FUND BALANCE	\$0.00	\$0.00	\$0.00
30-706-1	NET PROFIT/LOSS	\$0.00	\$0.00	\$0.00
	<u>Total</u>	\$0.00	\$0.00	\$0.00
		\$0.00	\$0.00	\$0.00

Balance Sheet Fund 40

PUTNAM COUNTY CUSD #535

<u>Account Number</u>	<u>Account Description</u>	<u>Balance Forward</u>	<u>Current Month</u>	<u>Current Balance</u>
AP-Accrual-40	AP-Accrual for Fund 40	\$0.00	\$0.00	\$0.00
	<u>Total</u>	\$0.00	\$0.00	\$0.00
40-110-1	CASH IN BANKS	(\$79.78)	\$0.00	(\$79.78)
40-121-1	REGULAR INVESTMENT TRANS	\$516,859.58	\$52,056.77	\$568,916.35
40-131	PAYROLL CASH	\$0.00	\$0.00	\$0.00
40-185-1	LONG TERM INVESTMENTS	\$0.00	\$0.00	\$0.00
	<u>Total</u>	\$516,779.80	\$52,056.77	\$568,836.57
40-453-1	Delete This Account	\$0.00	\$0.00	\$0.00
40-411-1	LOANS FROM W/C	\$0.00	\$0.00	\$0.00
40-452-1	Delete This Account	\$0.00	\$0.00	\$0.00
40-454-1	Delete This Account	\$0.00	\$0.00	\$0.00
40-456-1	Delete This Account	\$0.00	\$0.00	\$0.00
40-457-1	Delete This Account	\$0.00	\$0.00	\$0.00
40-481-1	EMPLOYEE INCENTIVE	\$0.00	\$0.00	\$0.00
40-451-1	Delete This Account	(\$0.33)	\$0.00	(\$0.33)
40-431-1	ACCOUNTS PAYABLE	\$0.00	\$0.00	\$0.00
	<u>Total</u>	(\$0.33)	\$0.00	(\$0.33)
40-706-1	NET PROFIT/LOSS	(\$180,935.38)	(\$52,056.77)	(\$232,992.15)
40-730-1	FUND BALANCE	(\$335,844.09)	\$0.00	(\$335,844.09)
	<u>Total</u>	(\$516,779.47)	(\$52,056.77)	(\$568,836.24)
		\$0.00	\$0.00	\$0.00

Balance Sheet Fund 50

PUTNAM COUNTY CUSD #535

<u>Account Number</u>	<u>Account Description</u>	<u>Balance Forward</u>	<u>Current Month</u>	<u>Current Balance</u>
AP-Accrual-50	AP-Accrual for Fund 50	\$0.00	\$0.00	\$0.00
	<u>Total</u>	\$0.00	\$0.00	\$0.00
50-110-1	CASH IN BANKS	\$0.00	\$0.00	\$0.00
50-121-1	REGULAR INVESTMENT IMRF	\$202,918.70	(\$22,614.62)	\$180,304.08
50-185-1	IMRF-LONG TERM INVESTMEN	\$0.00	\$0.00	\$0.00
	<u>Total</u>	\$202,918.70	(\$22,614.62)	\$180,304.08
50-481-1	MEDICARE EMPLOYEE (10)	\$0.00	\$0.00	\$0.00
50-492-1	MEDICARE INS PAYABLE	\$0.00	\$0.00	\$0.00
50-457-1	Delete This Account	\$0.00	\$0.00	\$0.00
50-454-1	Delete This Account	\$0.00	\$0.00	\$0.00
50-431-1	ACCOUNTS PAYABLE	\$0.00	\$0.00	\$0.00
50-493-1	MEDICARE BOARD SHARE	\$0.00	\$0.00	\$0.00
	<u>Total</u>	\$0.00	\$0.00	\$0.00
50-730-1	FUND BALANCE	(\$167,109.40)	\$0.00	(\$167,109.40)
50-706-1	NET PROFIT/LOSS	(\$35,809.30)	\$22,614.62	(\$13,194.68)
	<u>Total</u>	(\$202,918.70)	\$22,614.62	(\$180,304.08)
		\$0.00	\$0.00	\$0.00

Balance Sheet Fund 60

PUTNAM COUNTY CUSD #535

<u>Account Number</u>	<u>Account Description</u>	<u>Balance Forward</u>	<u>Current Month</u>	<u>Current Balance</u>
AP-Accrual-60	AP-Accrual for Fund 60	\$0.00	\$0.00	\$0.00
	<u>Total</u>	\$0.00	\$0.00	\$0.00
60-185-1	LONG TERM INVEST C/P	\$0.00	\$0.00	\$0.00
60-121-1	REG INVESTMENTS-CAP PROJ	\$202,860.26	(\$86,457.89)	\$116,402.37
60-110-1	CASH IN BANK-CAP PROJ	\$15,975.12	(\$15,975.12)	\$0.00
	<u>Total</u>	\$218,835.38	(\$102,433.01)	\$116,402.37
60-411-1	LOAN FROM W/C	\$0.00	\$0.00	\$0.00
60-431-1	A/P CAP PROJECTS	\$0.00	\$0.00	\$0.00
	<u>Total</u>	\$0.00	\$0.00	\$0.00
60-730-1	FUND BALANCE	(\$388,974.39)	\$0.00	(\$388,974.39)
60-706-1	NET PROFIT/LOSS	\$170,139.01	\$102,433.01	\$272,572.02
	<u>Total</u>	(\$218,835.38)	\$102,433.01	(\$116,402.37)
		\$0.00	\$0.00	\$0.00

Balance Sheet Fund 70

PUTNAM COUNTY CUSD #535

<u>Account Number</u>	<u>Account Description</u>	<u>Balance Forward</u>	<u>Current Month</u>	<u>Current Balance</u>
AP-Accrual-70	AP-Accrual for Fund 70	\$0.00	\$0.00	\$0.00
	<u>Total</u>	<u>\$0.00</u>	<u>\$0.00</u>	<u>\$0.00</u>
70-121-1	REGULAR INVESTMENT WC	\$688,276.24	\$586.14	\$688,862.38
70-185-1	INVESTMENT LONG TERM WC	\$1,232,328.45	\$0.00	\$1,232,328.45
70-141-1	W/C INTERFUND LOANS	\$0.00	\$0.00	\$0.00
70-110-1	CASH IN BANKS	(\$13,983.08)	\$0.00	(\$13,983.08)
	<u>Total</u>	<u>\$1,906,621.61</u>	<u>\$586.14</u>	<u>\$1,907,207.75</u>
70-431-1	ACCOUNTS PAYABLE	\$0.00	\$0.00	\$0.00
70-411-1	LOANS TO LIFE SAFETY	\$0.00	\$0.00	\$0.00
	<u>Total</u>	<u>\$0.00</u>	<u>\$0.00</u>	<u>\$0.00</u>
70-730-1	FUND BALANCE	(\$1,874,773.60)	\$0.00	(\$1,874,773.60)
70-706-1	NET PROFIT/LOSS	(\$31,848.01)	(\$586.14)	(\$32,434.15)
	<u>Total</u>	<u>(\$1,906,621.61)</u>	<u>(\$586.14)</u>	<u>(\$1,907,207.75)</u>
		<u>\$0.00</u>	<u>\$0.00</u>	<u>\$0.00</u>

Balance Sheet Fund 80

PUTNAM COUNTY CUSD #535

<u>Account Number</u>	<u>Account Description</u>	<u>Balance Forward</u>	<u>Current Month</u>	<u>Current Balance</u>
AP-Accrual-80	AP-Accrual for Fund 80	\$0.00	\$0.00	\$0.00
	<u>Total</u>	<u>\$0.00</u>	<u>\$0.00</u>	<u>\$0.00</u>
80-131	PAYROLL CASH	\$0.00	\$0.00	\$0.00
80-121-1	TORT-REG INVESTMENT	\$253,235.95	(\$353.14)	\$252,882.81
80-110-1	TORT-CASH IN BANKS	\$0.00	\$0.00	\$0.00
	<u>Total</u>	<u>\$253,235.95</u>	<u>(\$353.14)</u>	<u>\$252,882.81</u>
80-481	NON-CERT DUES	\$0.00	\$0.00	\$0.00
80-431-1	ACCOUNTS PAYABLE	\$0.00	\$0.00	\$0.00
	<u>Total</u>	<u>\$0.00</u>	<u>\$0.00</u>	<u>\$0.00</u>
80-730-1	FUND BALANCE	(\$330,236.15)	\$0.00	(\$330,236.15)
80-706-1	NET PROFIT/LOSS	\$77,000.20	\$353.14	\$77,353.34
	<u>Total</u>	<u>(\$253,235.95)</u>	<u>\$353.14</u>	<u>(\$252,882.81)</u>
		<u>\$0.00</u>	<u>\$0.00</u>	<u>\$0.00</u>

Balance Sheet Fund 90

PUTNAM COUNTY CUSD #535

<u>Account Number</u>	<u>Account Description</u>	<u>Balance Forward</u>	<u>Current Month</u>	<u>Current Balance</u>
AP-Accrual-90	AP-Accrual for Fund 90	\$0.00	\$0.00	\$0.00
	<u>Total</u>	\$0.00	\$0.00	\$0.00
90-185-1	LONG TERM L/S	\$0.00	\$0.00	\$0.00
90-121-1	REGULAR INVESTMENT L/S	\$384,708.41	\$529.81	\$385,238.22
90-110-1	CASH IN BANK-LIFE SAFETY	(\$120,000.00)	\$0.00	(\$120,000.00)
	<u>Total</u>	\$264,708.41	\$529.81	\$265,238.22
90-411-1	LOAN DUE TO EDUCATION	\$0.00	\$0.00	\$0.00
90-481-1	IL WITHHOLDING TAX PAY	\$0.00	\$0.00	\$0.00
90-457-1	Delete This Account	\$0.00	\$0.00	\$0.00
90-452-1	Delete This Account	\$0.00	\$0.00	\$0.00
90-412-1	LOAN DUE TO WORKING CASH	\$0.00	\$0.00	\$0.00
90-431-1	ACCOUNTS PAYABLE	\$0.00	\$0.00	\$0.00
	<u>Total</u>	\$0.00	\$0.00	\$0.00
90-706-1	NET PROFIT/LOSS	(\$30,947.09)	(\$529.81)	(\$31,476.90)
90-730-1	FUND BALANCE	(\$233,761.32)	\$0.00	(\$233,761.32)
	<u>Total</u>	(\$264,708.41)	(\$529.81)	(\$265,238.22)
		\$0.00	\$0.00	\$0.00

Balance Sheet Fund 90

PUTNAM COUNTY CUSD #535

<u>Account Number</u>	<u>Account Description</u>	<u>Balance Forward</u>	<u>Current Month</u>	<u>Current Balance</u>
-----------------------	----------------------------	------------------------	----------------------	------------------------

Putnam County Comm. Unit School Dist. # 535
Treasurers Report
September 30, 2011

PAGE 1 OF 2	EDUCATION	O/M	TRANSPORT	IMRF	C/P	W/C	TORT	L/S	TOTALS
Cash/Invest. Begin Month	\$4,545,198.49	\$2,561,706.40	\$516,779.47	\$202,918.70	\$218,835.38	\$1,906,621.61	\$253,235.95	\$264,708.41	\$10,470,004.41
Receipts	\$240,035.04	\$2,959.23	\$86,189.88	\$1,076.49	\$104.76	\$586.14	\$190.59	\$529.81	\$331,671.94
Disbursements	\$655,051.92	\$65,453.70	\$34,133.11	\$23,691.11	\$102,537.77	\$0.00	\$543.73	\$0.00	\$881,411.34
Cash/Investments End Month	\$4,130,181.61	\$2,499,211.93	\$568,836.24	\$180,304.08	\$116,402.37	\$1,907,207.75	\$252,882.81	\$265,238.22	\$9,920,265.01
CASH IN BANKS									
Granville National Bank	\$21,099.18	\$0.00	\$0.00	\$0.00	\$0.00	\$0.00	\$0.00	\$0.00	\$21,099.18
First State Bank	\$23,013.08	\$156,944.71	(\$79.78)	\$0.00	\$0.00	(\$13,983.08)	\$0.00	(\$120,000.00)	\$45,894.93
North Central Bank	\$10,262.52	\$35,950.55	\$0.00	\$0.00	\$0.00	\$0.00	\$0.00	\$0.00	\$46,213.07
Total Cash in Banks	\$54,374.78	\$192,895.26	(\$79.78)	\$0.00	\$0.00	(\$13,983.08)	\$0.00	(\$120,000.00)	\$113,207.18
MONEY MARKET ACCTS.									
Granville National Bank	\$308,360.89	\$4,451.26	\$23,984.58	\$0.00	\$20,588.84	\$19,959.84	\$8,895.19	\$6,103.47	\$392,344.07
Rate 0.37%									
First State Bank	\$83,252.83	\$169,899.71	\$269,311.67	\$93,728.02	\$95,142.61	\$317,310.48	\$216,808.11	\$265,371.06	\$1,510,824.49
Rate 0.50%									
North Central Bank	\$3,170,689.53	\$1,618,616.68	\$275,620.12	\$86,576.08	\$670.92	\$351,592.06	\$27,179.51	\$113,763.67	\$5,644,708.57
Rate 0.60%									
Eureka Savings	\$252,179.97								\$252,179.97
Rate 0.80%									
Peru Federal Savings	\$251,739.31								\$251,739.31
Rate 0.60%									
Total Money Market Accts	\$4,066,222.53	\$1,792,967.65	\$568,916.37	\$180,304.10	\$116,402.37	\$688,862.38	\$252,882.81	\$385,238.20	\$8,051,796.41
C/D INVESTMENTS									
Granville National Bank									

Putnam County Comm. Unit School Dist. # 535
Treasurers Report
September 30, 2011

PAGE 2 OF 2									
	EDUCATION	O/M	TRANSPORT	IMRF	C/P	W/C	TORT	L/S	TOTALS
First State Bank									
27370 05/13/12 0.96%						\$700,570.74			\$700,570.74
									\$0.00
									\$0.00
									\$0.00
									\$0.00
									\$0.00
North Central Bank									
38648 02/27/12 1.16%						\$328,200.24			\$328,200.24
39208 11/17/11 1.17%						\$203,557.47			\$203,557.47
39209 11/17/11 1.33%		\$509,823.12							\$509,823.12
									\$0.00
									\$0.00
Auditor Adjustments									\$0.00
Tree Fund		\$3,545.44							\$3,545.44
Assets	\$13,402.15								\$13,402.15
Adjustments	\$0.01	\$5.00	(\$0.02)	(\$0.02)				\$0.02	\$4.99
Liabilities	(\$3,817.86)	(\$24.54)	(\$0.33)						(\$3,842.73)
TOTAL CASH & INVESTMENTS	\$4,130,181.61	\$2,499,211.93	\$568,836.24	\$180,304.08	\$116,402.37	\$1,907,207.75	\$252,882.81	\$265,238.22	\$9,920,265.01

CERTIFIED CORRECT

Alvin F. Rolando

09/30/11



Putnam County Primary School

400 E. Silverspoon Ave.
Granville, IL 61326

Phone Number 1-815-882-2800
Fax Number 1-815-882-2801

Board Report for Board Meeting October 17, 2011

From Kristal LeRette

Title I Grant Update

On Friday, September 30th the school district learned it will be receiving an additional \$29,410 in Title I funds. These funds will be used to offset the costs of the Title I teachers' salaries and benefits.

ELL (English Language Learning) Update

There are currently 9 students in the district identified as Limited English Proficiency (LEP): 2 Preschool; 1 Kindergarten; 4 First Grade; 2 Third Grade; 1 Fifth Grade; 1 Sixth Grade.

When students are identified as LEP, they must receive extra services for English Language Learning. Those services need to be given by a teacher who has ESL approval or certification, as well as a certification to teach the students serviced.

Northern Illinois University is recruiting teachers who have English Language Learners in their classrooms to participate in a cohort called Project Success that will begin Spring 2012. The teachers selected by NIU to participate in this cohort will complete six courses leading to the State of Illinois' ESL approval. This is a federally funded grant program offered at no-cost tuition.

Around the School and in the Classrooms

- **Halloween Parade**—Putnam County Primary School will have its Halloween Parade on Monday, October 31st beginning at 1:30pm. The parade route will be down Elm Street, across Main Street, up Church Street, and across Silverspoon back to school.
- **Rotarian Readers**—Members of the Granville Rotary take time out of their very busy schedules to read every 1st and 3rd Fridays of the month to the preschool and kindergarten classrooms.
- **Evaluations**—Paraprofessional and teacher evaluations are being conducted. All evaluations are expected to be completed by the November Board meeting.
- **Teacher Institute Day**—The teachers received their first presentation on Differentiated Instruction strategies. Then, they worked in teams to develop differentiated math lessons and assessments.
- **Parent/Teacher Conferences**—Parent/Teacher conferences are being held on Thursday, November 3rd and Friday, November 4th. Due to the high number of conferences needing to be held for preschool, the preschool staff will have additional dates for conferences—Tuesday, October 25th and Thursday, October 27th.
- **ROE Safety Visit**—October 13, 2011

Where all students will learn and succeed and all means ALL
Principal—Mrs. Kristal LeRette
Secretary—Mrs. Brenda Schmidt



A new butterfly garden was planted behind the school near the media center window the week of September 19th.

On Friday, September 23rd at 10am all classes were invited to go outside to see some plants being planted and hear a small talk about plants and butterflies. The little program lasted about 30 minutes.

Bergfeld Studio provided the little program for the children and assisted with the planting of the plants.



On Friday, September 30th the circus came to town. The Primary School students were very excited to go outside and see the elephants pull the circus big top into the air.

*Where all students will learn and succeed and all means ALL
Principal—Mrs. Kristal LeRette
Secretary—Mrs. Brenda Schmidt*



Every Friday is science experiment day in Mrs. Berger’s 2nd grade classroom. The students not only learn science, they are the presenters of the experiments.

Already this year the students made silly putty and learn why a balloon blows up when placed in hot water, but deflates when place in cold water.

AIMSweb Kindergarten Benchmarking Results

Description Letter Naming	Number of Students
Well Above Average	3
Above Average	14
Average	33
Below Average	4
Well Below Average	1

Description Oral Counting	Number of Students
Well Above Average	7
Above Average	8
Average	26
Below Average	8
Well Below Average	5

Description Number Identification	Number of Students
Well Above Average	6
Above Average	8
Average	27
Below Average	7
Well Below Average	6

Description Quantity Discrimination	Number of Students
Well Above Average	8
Above Average	6
Average	27
Below Average	8
Well Below Average	5

*Where all students will learn and succeed and all means ALL
Principal—Mrs. Kristal LeRette
Secretary—Mrs. Brenda Schmidt*

Description Missing Number	Number of Students
Well Above Average	5
Above Average	9
Average	25
Below Average	7
Well Below Average	8

Dates to Remember

Thursday, October 20th PICTURE RETAKE DAY

Friday, October 21st End of First Nine Weeks—Report Card Day Friday, October 28th

Tuesday, November 1st Market Day Delivery PCHS

November 3rd and November 4th Parent/Teacher Conferences

Thursday, November 10th Veterans' Day Celebration/Remembrance with Keith Baldwin 8:45am

Friday, November 11th No School Veterans' Day

Thursday, November 17th Preschool Family Reading Night

Thursday, December 8th Winter Program PCHS 7pm

*Where all students will learn and succeed and all means ALL
Principal—Mrs. Kristal LeRette
Secretary—Mrs. Brenda Schmidt*

Putnam County High School
Principal Report
10/17/11

The end of the first nine weeks is fast approaching, October 21. The students have gotten off to a good start. The freshman class looks like it is one of our better classes to enter high school. They have adjusted well to the environment and the class rigor. Our three new teachers have been evaluated and are doing a great job. Their lesson plans, homework hotline, and grade reports are done correctly and on time. They are a fine addition to our faculty.

Fall baseball and golf are finishing their seasons. The baseball team finished with a record of 11-4. Our girl's golf team had a successful season; we had team victories as well as Stephanie Wilson qualifying for the sectional tournament. Our boy's golf team finished 3rd in the conference tournament, 3rd in the IHSA Regional golf tournament and qualified as a team to the sectional tournament in Freeport. Evan Bean was the medalist in the IHSA golf regional, and qualified at the sectional to advance to the state tournament in Bloomington. Good luck Evan!! Our cross-country and volleyball teams are continuing to prepare for the upcoming IHSA tournament. We are the host of the IHSA Regional Volleyball Tournament October, 24-27.

Upcoming events, October 19-21 we will be having 13 students and Mr. Heiser going to the National FFA Convention in Indianapolis. October 24-29 is spirit week with the "Sadie Hawkins" dance on the 29. Thursday, November 3, 4-8 and Friday, November 4, 8-12 will be Parent Teacher Conferences and November 18 and 19 will be the fall play, a female version of the "Odd Couple"

I now would like to talk and show you about the high school testing. The first thing we will look at our ACT college benchmarks. These numbers are scores needed on the ACT test to indicate a 50% chance of obtaining a B or higher or a 75% chance of obtaining a C or higher. These benchmark scores are different per subject area and pertain to percentile of college bound students. The second part shows what percentile you would score if you receive a 20 on your ACT.

Next, I would like for you to look at test results. These are scores of our ACT tests from 2001 to 2012. I believe it was in the late 1990's that everyone was required to take the ACT. Looking at these results, the class of 2012 met the college benchmark in English only. Our composite score was one of the lowest in the last 12 years. We did ACT college preparation 30 minutes a day from January to April for our juniors. The test moderators said they felt that all kids tried, and used almost all the time available.

Looking at our PSAE results, our students did not perform. The class of 2012 performed the worst of any class. I have no explanation for their performance on the PSAE. As you are aware, the PSAE is the second day of testing. The students have no reason to score well on the test. The ACT is for college entrance but the PSAE has no meaning for them. We try the incentive route, making 1st semester exams exempt for students who meet or exceed on the test. Last year we asked for a math and English coach and we were told no.

If you have something we could use to change student's attitude I would be open for suggestions. Looking at this year's junior class, their Explore and Plan scores indicate our ACT and PSAT are not going to be much better. Our sophomore and freshman class show slight improvement. Those students that are in the middle are the ones we can make a difference with.

In early September we tested all classes with our star reading and math subjects. Our screening report shows what percent were at/above the benchmark:

Grade	Subject	At/Above	On Watch	Intervention	Urgent Intervention
9	Reading	62%	21%	7%	10%
10	Reading	56%	22%	13%	9%
11	Reading	62%	20%	7%	12%
12	Reading	63%	18%	12%	6%
9	Math	62%	15%	13%	10%
10	Math	62%	8%	17%	14%
11	Math	67%	14%	14%	5%
12	Math	69%	17%	9%	6%

We have given you a lot of numbers to look at, if you have any questions, call me or drop into the high school and I would gladly explain the numbers.

ACT College Benchmarks

A benchmark score is the minimum score needed on an ACT test to indicate a 50% chance of obtaining a B or higher or a 75% chance of obtaining a C or higher.

The benchmark score:

English 18 A score of 18 on your ACT puts you at the 38th percentile of college bound students.

Math 22 A score of 22 on your ACT puts you at the 63rd percentile.

Reading 21 A score of 21 on your ACT puts you at the 53rd percentile.

Science 24 A score of 24 on your ACT puts you at the 79th percentile.

English If you get a 20 on your ACT you would score at the 50th percentile. Average

Math If you get a 20 on your ACT you would score at the 52nd percentile. Average

Reading If you get a 20 on your ACT you would score at the 47th percentile. Average

Science If you get a 20 on your ACT you would score at the 48th percentile. Average

If you score a 20 on your ACT, your score would be average but you would only meet 1 benchmark!

Prairie State Achievement Examination 2002-2012

Class	Reading				Math				Science				AYP score needed	# Students			
	Warn	Below	Meet	Exceed	Total	Warn	Below	Meet	Exceed	Total	Warn	Below			Meet	Exceed	Total
2015																100%	
2014																92.50%	
2013																92.50%	
2012	11%	50%	38%	1%	39%	12%	44%	44%	0%	44%	11%	48%	41%	0%	41%	85%	66
2011	10%	37%	46%	7%	53%	12%	34%	46%	8%	54%	10%	37%	47%	6%	53%	77.50%	59
2010	15%	38%	41%	6%	47%	13%	39%	41%	7%	48%	8%	48%	34%	10%	44%	70%	61
2009	9%	39%	45%	7%	52%	10%	42%	45%	3%	48%	9%	38%	46%	7%	53%	62.50%	69
2008	7%	32%	45%	16%	61%	5%	34%	53%	8%	61%	1%	36%	51%	12%	63%	55%	76
2007	11%	32%	45%	12%	57%	9%	43%	48%	0%	48%	5%	45%	39%	11%	50%	47.50%	75
2006	4%	26%	55%	15%	70%	7%	35%	55%	3%	58%	2%	34%	49%	15%	64%	47.50%	76
2005	3%	31%	53%	13%	66%	3%	42%	44%	11%	55%	5%	42%	40%	13%	53%	40%	56
2004	13%	37%	37%	12%	49%	8%	34%	53%	5%	58%	11%	39%	39%	12%	51%	X	83
2003	7%	42%	42%	10%	52%	8%	44%	43%	4%	47%	7%	46%	43%	4%	47%	X	72
2002	7%	36%	43%	14%	57%	5%	48%	36%	11%	47%	4%	50%	39%	7%	46%	X	56




School: Putnam Co Senior High School

Reporting Period: 9/1/2011 - 9/15/2011
(Fall)

Report Options

Reporting Parameter Group: All Demographics [Default]

Grade: 9



Categories / Levels	Benchmark		Students	
	Scaled Score	Percentile Rank	Number	Percent
At/Above Benchmark				
■ At/Above Benchmark	At/Above 788 SS	At/Above 40 PR	42	62%
Category Total			42	62%
Below Benchmark				
■ On Watch	Below 788 SS	Below 40 PR	10	15%
■ Intervention	Below 744 SS	Below 25 PR	9	13%
■ Urgent Intervention	Below 667 SS	Below 10 PR	7	10%
Category Total			26	38%
Students Tested			68	

Key questions to ask based on this and other information: Are you satisfied with the number of students at the highest level of performance? Next, consider the level or score that indicates proficiency. Which students just above proficiency are you "worried about" and what support within or beyond core instruction is warranted? What support is needed for students just below? Do all students represented by your lowest level need urgent intervention?

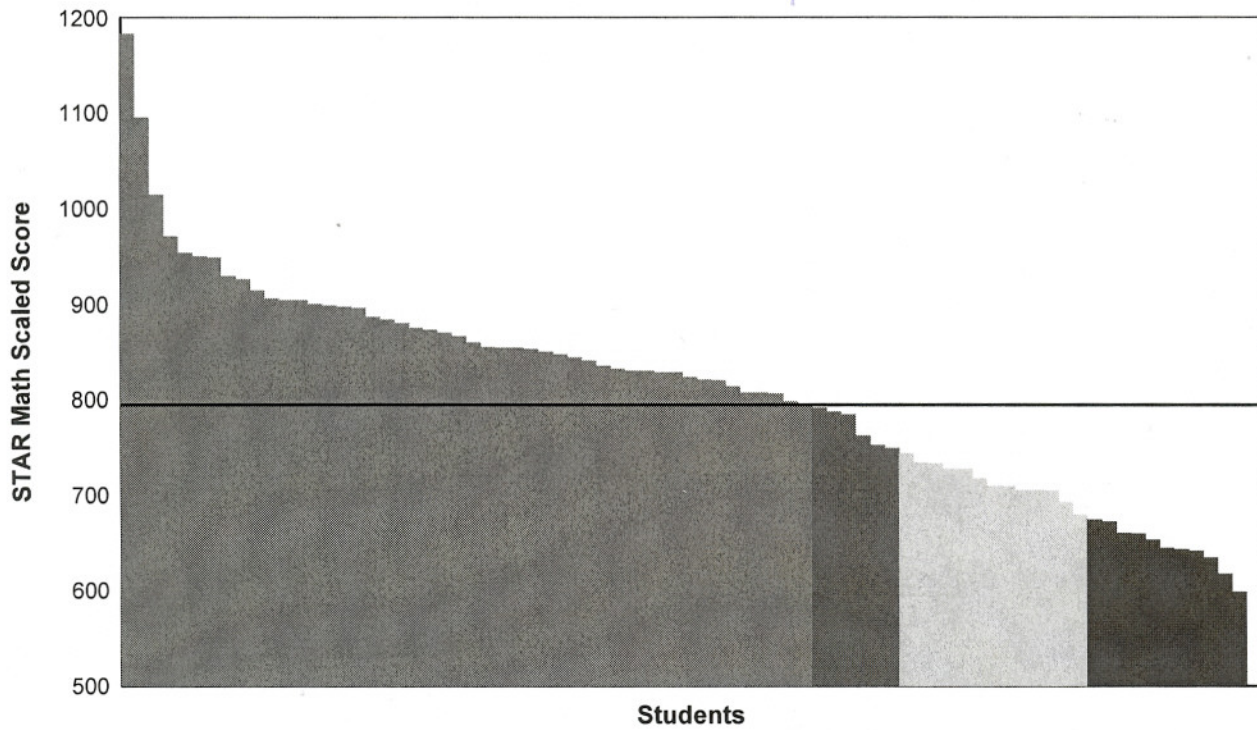
School: Putnam Co Senior High School

Reporting Period: 9/1/2011 - 9/15/2011
(Fall)

Report Options

Reporting Parameter Group: All Demographics [Default]

Grade: 10



Categories / Levels	Benchmark		Students	
	Scaled Score	Percentile Rank	Number	Percent
At/Above Benchmark				
■ At/Above Benchmark	At/Above 794 SS	At/Above 40 PR	48	62%
Category Total			48	62%
Below Benchmark				
■ On Watch	Below 794 SS	Below 40 PR	6	8%
□ Intervention	Below 749 SS	Below 25 PR	13	17%
■ Urgent Intervention	Below 678 SS	Below 10 PR	11	14%
Category Total			30	38%
Students Tested			78	

Key questions to ask based on this and other information: Are you satisfied with the number of students at the highest level of performance? Next, consider the level or score that indicates proficiency. Which students just above proficiency are you "worried about" and what support within or beyond core instruction is warranted? What support is needed for students just below? Do all students represented by your lowest level need urgent intervention?

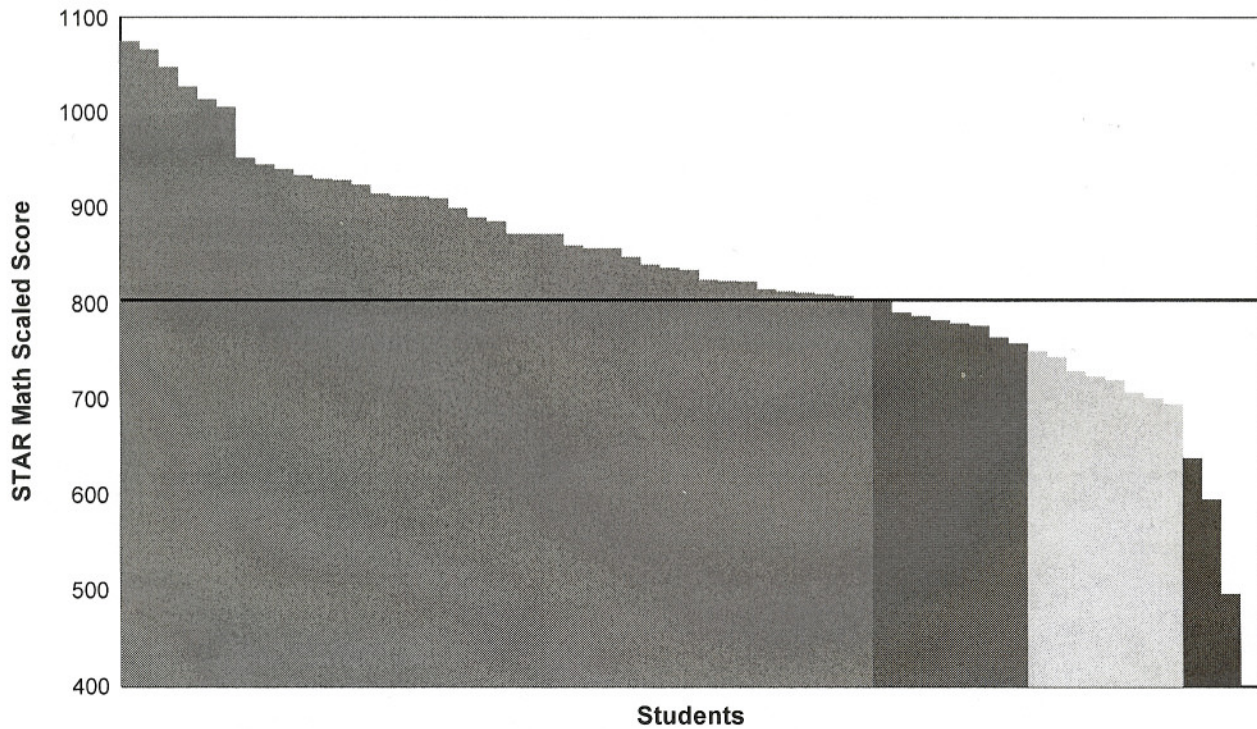
School: Putnam Co Senior High School

Reporting Period: 9/1/2011 - 9/15/2011
(Fall)

Report Options

Reporting Parameter Group: All Demographics [Default]

Grade: 11



Categories / Levels	Benchmark		Students	
	Scaled Score	Percentile Rank	Number	Percent
At/Above Benchmark				
■ At/Above Benchmark	At/Above 803 SS	At/Above 40 PR	39	67%
Category Total			39	67%
Below Benchmark				
■ On Watch	Below 803 SS	Below 40 PR	8	14%
■ Intervention	Below 755 SS	Below 25 PR	8	14%
■ Urgent Intervention	Below 687 SS	Below 10 PR	3	5%
Category Total			19	33%
Students Tested			58	

Key questions to ask based on this and other information: Are you satisfied with the number of students at the highest level of performance? Next, consider the level or score that indicates proficiency. Which students just above proficiency are you "worried about" and what support within or beyond core instruction is warranted? What support is needed for students just below? Do all students represented by your lowest level need urgent intervention?

Screening Report School Benchmark

Printed Friday, September 16, 2011 12:57:23 PM

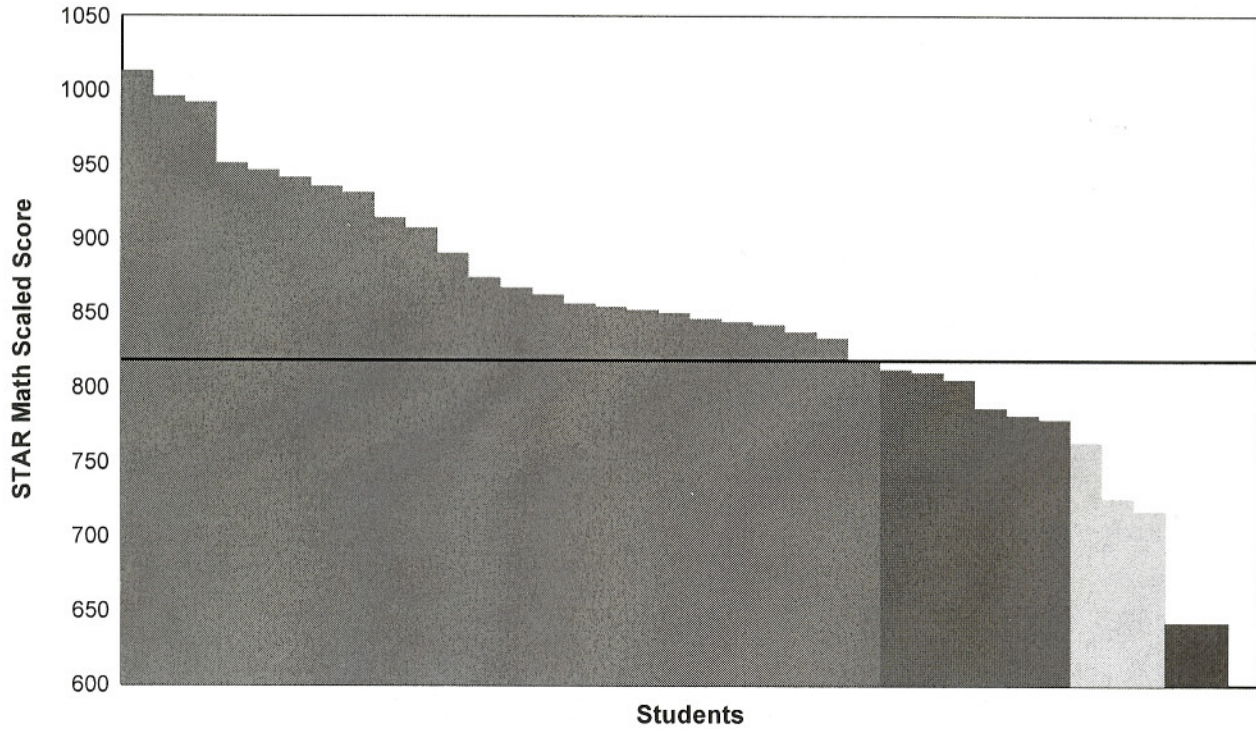
School: Putnam Co Senior High School

Reporting Period: 9/1/2011 - 9/15/2011
(Fall)

Report Options

Reporting Parameter Group: All Demographics [Default]

Grade: 12



Categories / Levels	Benchmark		Students	
	Scaled Score	Percentile Rank	Number	Percent
At/Above Benchmark				
■ At/Above Benchmark	At/Above 818 SS	At/Above 40 PR	24	69%
Category Total			24	69%
Below Benchmark				
■ On Watch	Below 818 SS	Below 40 PR	6	17%
■ Intervention	Below 770 SS	Below 25 PR	3	9%
■ Urgent Intervention	Below 699 SS	Below 10 PR	2	6%
Category Total			11	31%
Students Tested			35	

Key questions to ask based on this and other information: Are you satisfied with the number of students at the highest level of performance? Next, consider the level or score that indicates proficiency. Which students just above proficiency are you "worried about" and what support within or beyond core instruction is warranted? What support is needed for students just below? Do all students represented by your lowest level need urgent intervention?

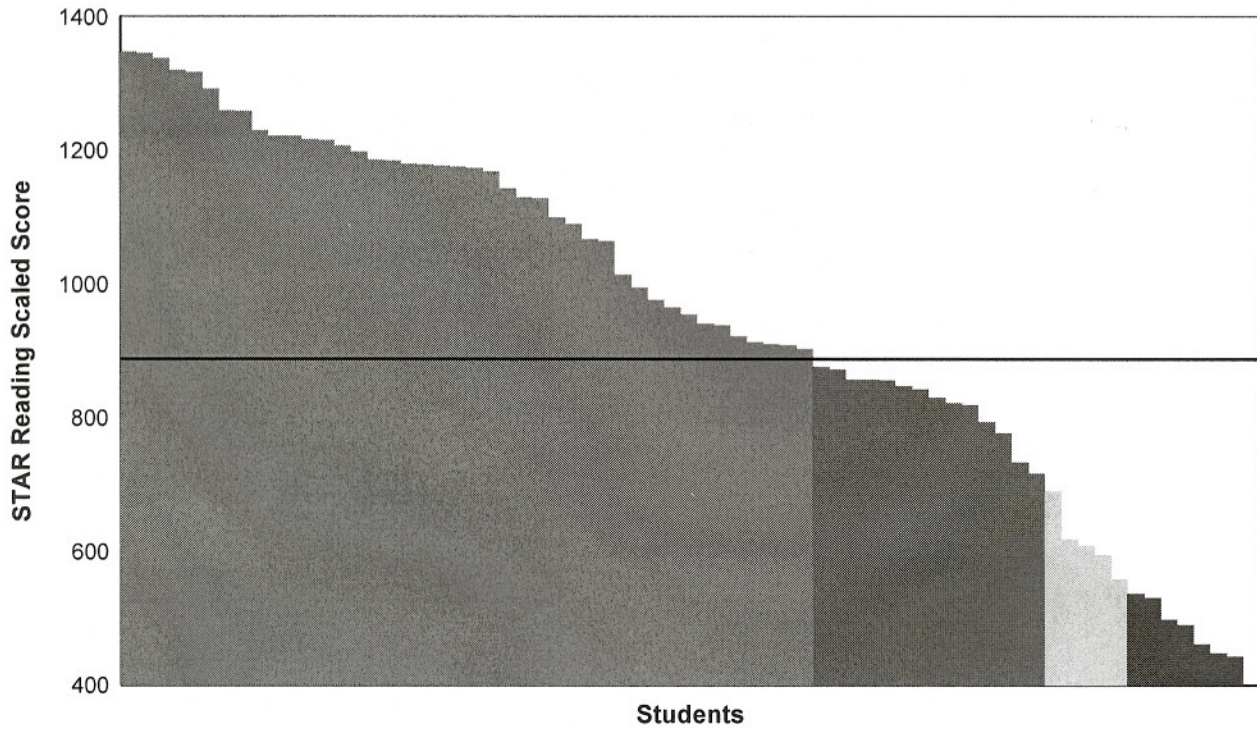
School: Putnam Co Senior High School

Reporting Period: 8/29/2011 - 9/15/2011
(Fall)

Report Options

Reporting Parameter Group: All Demographics [Default]

Grade: 9



Categories / Levels	Benchmark		Students	
	Scaled Score	Percentile Rank	Number	Percent
At/Above Benchmark				
■ At/Above Benchmark	At/Above 888 SS	At/Above 40 PR	42	62%
Category Total			42	62%
Below Benchmark				
■ On Watch	Below 888 SS	Below 40 PR	14	21%
■ Intervention	Below 714 SS	Below 25 PR	5	7%
■ Urgent Intervention	Below 551 SS	Below 10 PR	7	10%
Category Total			26	38%
Students Tested			68	

Key questions to ask based on this and other information: Are you satisfied with the number of students at the highest level of performance? Next, consider the level or score that indicates proficiency. Which students just above proficiency are you "worried about" and what support within or beyond core instruction is warranted? What support is needed for students just below? Do all students represented by your lowest level need urgent intervention?

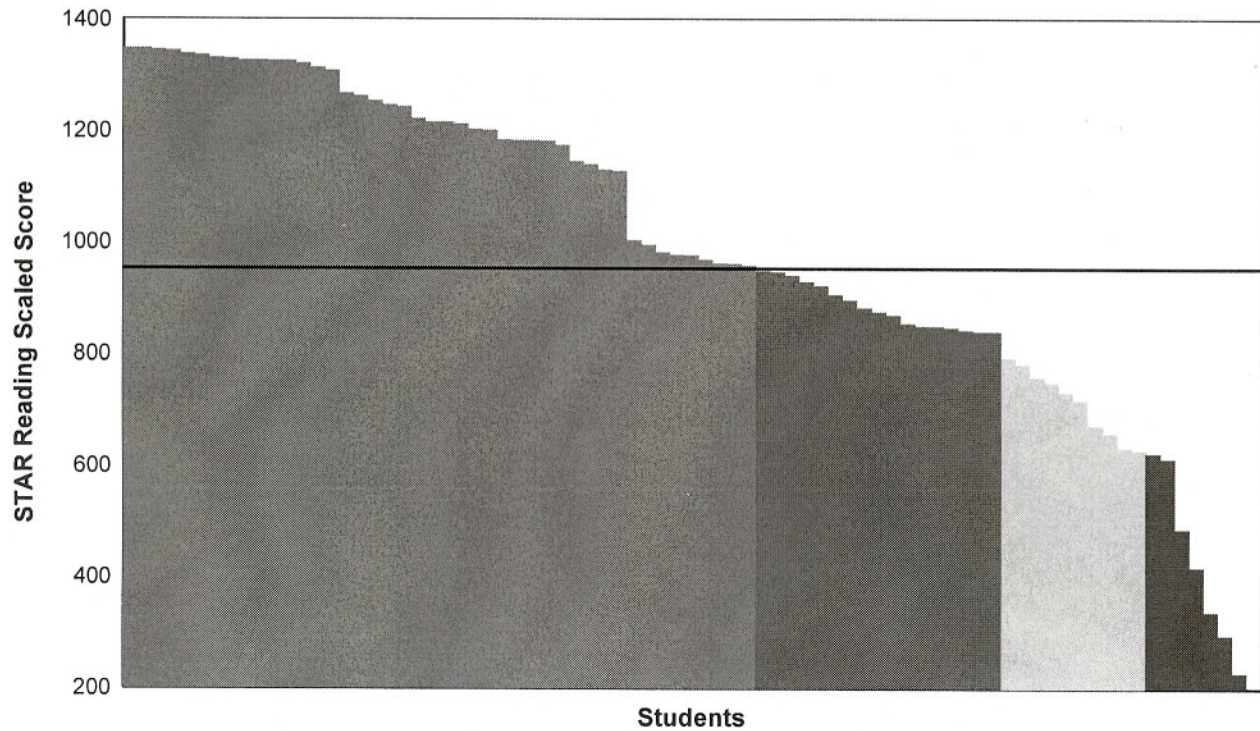
School: Putnam Co Senior High School

Reporting Period: 8/29/2011 - 9/15/2011
(Fall)

Report Options

Reporting Parameter Group: All Demographics [Default]

Grade: 10



Categories / Levels	Benchmark		Students	
	Scaled Score	Percentile Rank	Number	Percent
At/Above Benchmark				
■ At/Above Benchmark	At/Above 952 SS	At/Above 40 PR	44	56%
Category Total			44	56%
Below Benchmark				
■ On Watch	Below 952 SS	Below 40 PR	17	22%
■ Intervention	Below 822 SS	Below 25 PR	10	13%
■ Urgent Intervention	Below 622 SS	Below 10 PR	7	9%
Category Total			34	44%
Students Tested			78	

Key questions to ask based on this and other information: Are you satisfied with the number of students at the highest level of performance? Next, consider the level or score that indicates proficiency. Which students just above proficiency are you "worried about" and what support within or beyond core instruction is warranted? What support is needed for students just below? Do all students represented by your lowest level need urgent intervention?

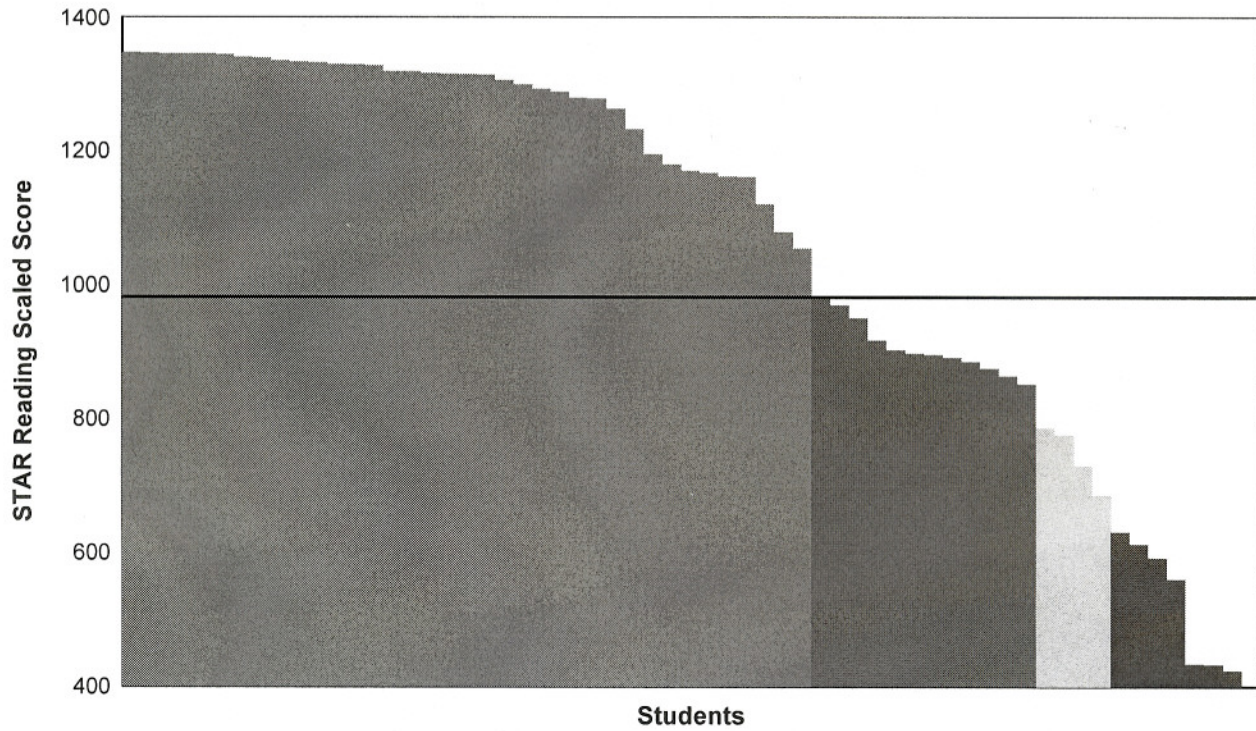
School: Putnam Co Senior High School

Reporting Period: 8/29/2011 - 9/15/2011
(Fall)

Report Options

Reporting Parameter Group: All Demographics [Default]

Grade: 11



Categories / Levels	Benchmark		Students	
	Scaled Score	Percentile Rank	Number	Percent
At/Above Benchmark				
■ At/Above Benchmark	At/Above 982 SS	At/Above 40 PR	37	62%
Category Total			37	62%
Below Benchmark				
■ On Watch	Below 982 SS	Below 40 PR	12	20%
■ Intervention	Below 851 SS	Below 25 PR	4	7%
■ Urgent Intervention	Below 636 SS	Below 10 PR	7	12%
Category Total			23	38%
Students Tested			60	

Key questions to ask based on this and other information: Are you satisfied with the number of students at the highest level of performance? Next, consider the level or score that indicates proficiency. Which students just above proficiency are you "worried about" and what support within or beyond core instruction is warranted? What support is needed for students just below? Do all students represented by your lowest level need urgent intervention?

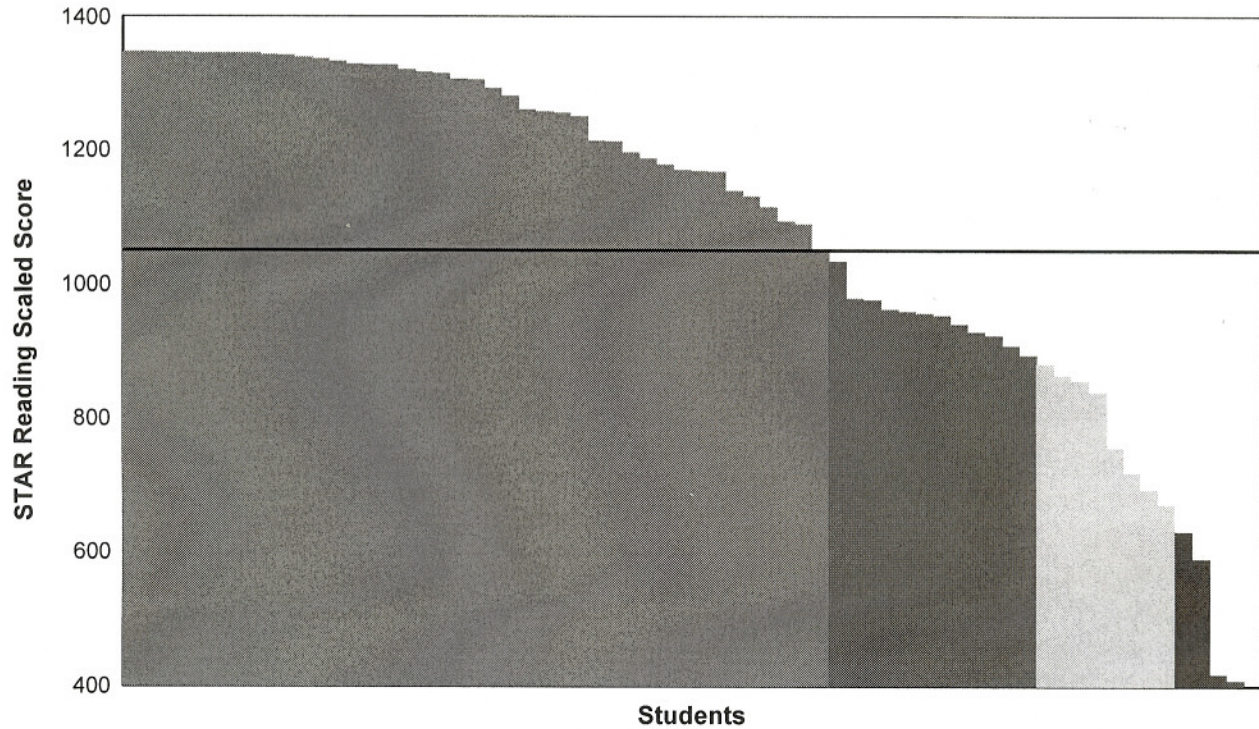
School: Putnam Co Senior High School

Reporting Period: 8/29/2011 - 9/15/2011
(Fall)

Report Options

Reporting Parameter Group: All Demographics [Default]

Grade: 12



Categories / Levels	Benchmark		Students	
	Scaled Score	Percentile Rank	Number	Percent
At/Above Benchmark				
■ At/Above Benchmark	At/Above 1,050 SS	At/Above 40 PR	41	63%
Category Total			41	63%
Below Benchmark				
■ On Watch	Below 1,050 SS	Below 40 PR	12	18%
■ Intervention	Below 891 SS	Below 25 PR	8	12%
■ Urgent Intervention	Below 669 SS	Below 10 PR	4	6%
Category Total			24	37%
Students Tested			65	

Key questions to ask based on this and other information: Are you satisfied with the number of students at the highest level of performance? Next, consider the level or score that indicates proficiency. Which students just above proficiency are you "worried about" and what support within or beyond core instruction is warranted? What support is needed for students just below? Do all students represented by your lowest level need urgent intervention?

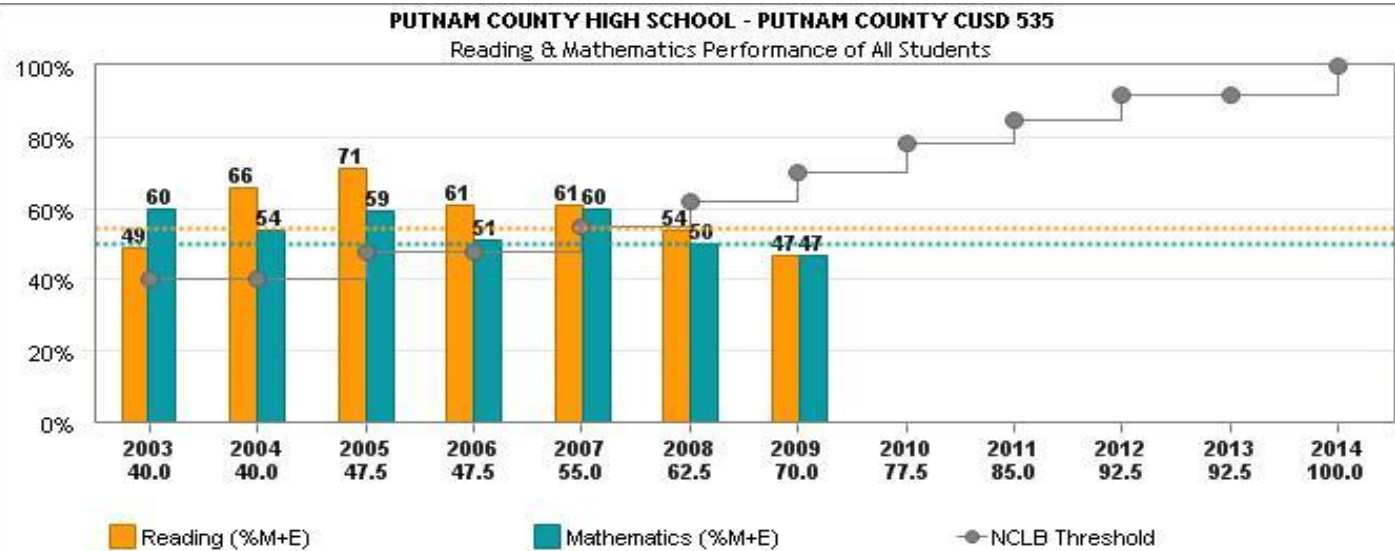
ACT Results

Class	Composite	English	Math	Reading	Science	Graduation Rate	# of students		
2012	19.4	18.5	19.5	19.2	19.6		66		
2011	19.8	18.5	20.3	19.9	20		59		
2010	19.8	18.7	20.2	19.8	20	95.1	68		
2009	20.2	20	19.6	20.2	20.4	90	62		
2008	20.4	18.8	20.6	21.1	20.6	82.8	75		
2007	18.7	17.3	18.9	18.8	19.3	89.5	71		
2006	20.7	20.2	20.2	21.3	20.5	90	74		
2005	20.8	20.5	20.1	21.8	20.1	88.1	54		
2004	20.2	19.2	20.4	20.3	20.6	91.8	79		
2003	19	18.2	19.1	19	19	91.1	74		
2002	19.8	18.9	19.6	20.2	20.1	81.4	51		
2001	21.5	20.6	20.6	22.4	22	82.2	33		
Benchmark		18	22	21	24				
A benchmark score is the minimum score needed on an ACT subject area test to indicate a 50% chance of obtaining a B or higher or about a 75% chance of obtaining a C or higher in the corresponding credit-bearing college courses, which include English Composition, Algebra, Social Science and Biology.									

PCHS % of Students That Meet and Exceed

Year	Reading	Math	Science	Writing	Social Science			
2009-10	47.6	47.6	44.2	29.5				
2008-09	52.1	47.8	53.6	40.6				
2007-08	52.2	47.8	53.6					
2006-07	61.3	60.5	62.7					
2005-06	57.3	48	49.3					
2004-05	69.7	57.9	63.2					
2003-04	65.5	54.5	52.7					
2002-03	49.4	57.8	50.6	54.2	50.6			
2001-02	51.4	47.3	47.3	55.6	47.3			
2000-01	57	47	46	50	60			

Progress towards 100% of students meeting standards in reading & mathematics by 2014



--	--	--	--

PSAE Average Score					
Year	Reading	Math	Science	Writing	Social Science
2009-10	154	155	157	146	
2008-09	154	154	158	151	
2007-08	154	154	158		
2006-07	159	160	162		
2005-06	155	154	158		
2004-05	162	157	162		
2003-04	160	158	159		
2002-03	156	157	159	153	154
2001-02	156	155	156	156	154
2000-01	158	156	158	155	159
	Reading	Math	Science	Writing	
Exceed Standards	178-200	179-200	178-200	183-200	
Meet Standards	155-177	156-178	158-177	156-182	
Below Standards	135-154	136-155	136-157	131-155	
Academic Warning	120-134	120-135	120-135	120-130	

Board Report
Monday, October 17, 2011

Putnam County Elementary Students Prepared in the Case of an Emergency Evacuation

Shortly after the first class period began on Tuesday, October 11, the first day back from a long weekend, Putnam County Elementary students performed a practice fire drill. The Hennepin Fire Department was on hand to observe and assess our preparedness. According to the firemen the building was completely evacuated in less than one minute. All students, faculty, and staff were present and accounted for as we assembled on the east end of the school property. PCES received high marks and praise from the Fire Department.



All Illinois schools are required to conduct at least three building evacuation drills each year. One drill must be conducted in cooperation with the fire department.

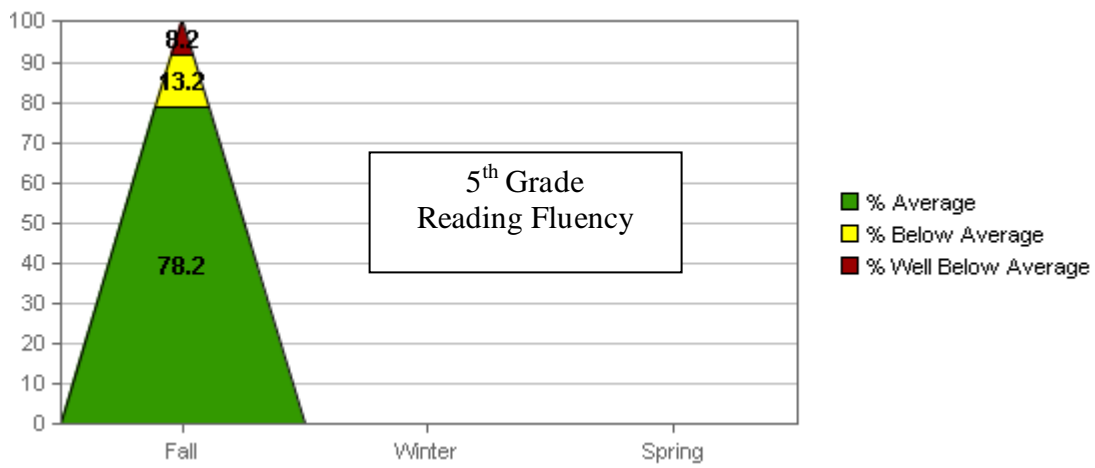
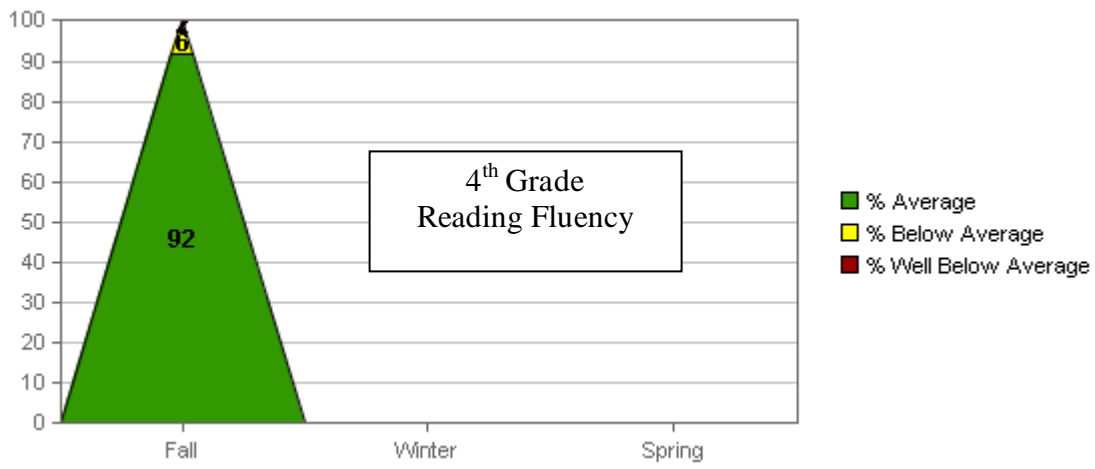
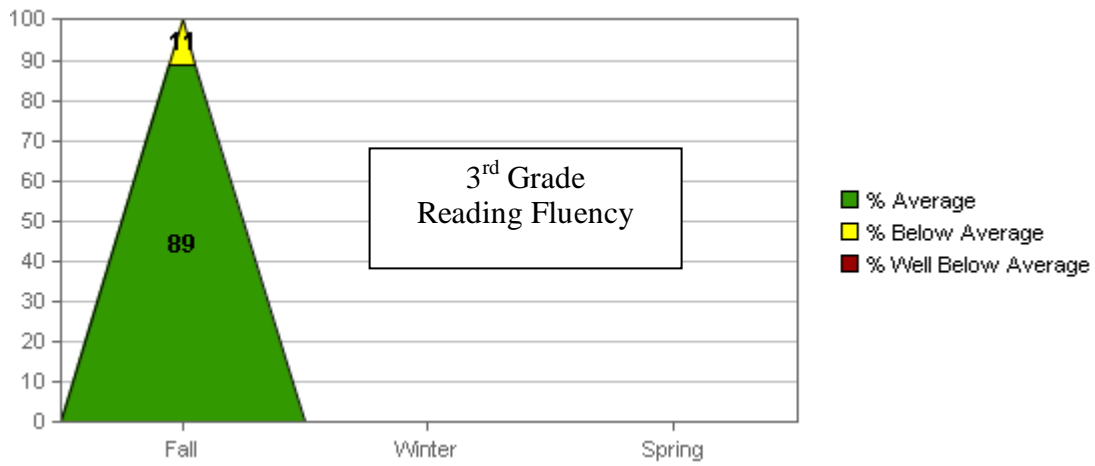
Following the drill Fire Fighters Quentin Buffington, Frank Boggio, and Dave Loger presented a fire safety assembly in the school gymnasium. Students learned and practiced how to evacuate their homes safely in the event of a fire. The assembly was featured in the LaSalle News Tribune on Wednesday, October 13, 2011.

Students are also participating in a contest sponsored by the Hennepin Fire Department, the winners of which will be driven to school in a fire truck. Students will draw a diagram of their home demonstrating an evacuation plan for their family. One evacuation plan will be chosen as winner from each grade level. Three lucky students in all will make a grand entrance on a fire truck to school.




Thank you Hennepin Fire Department from Putnam County Elementary students and staff






Aims Reading Comprehension



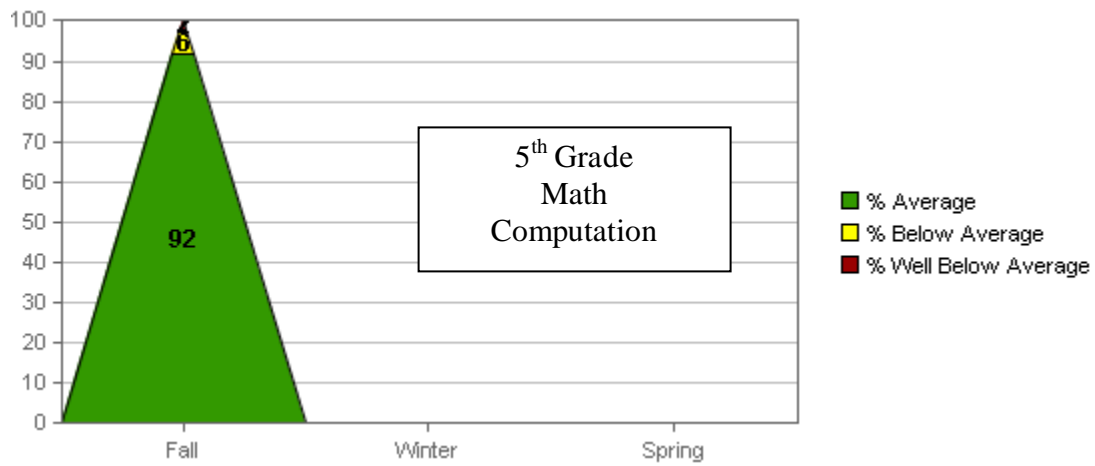
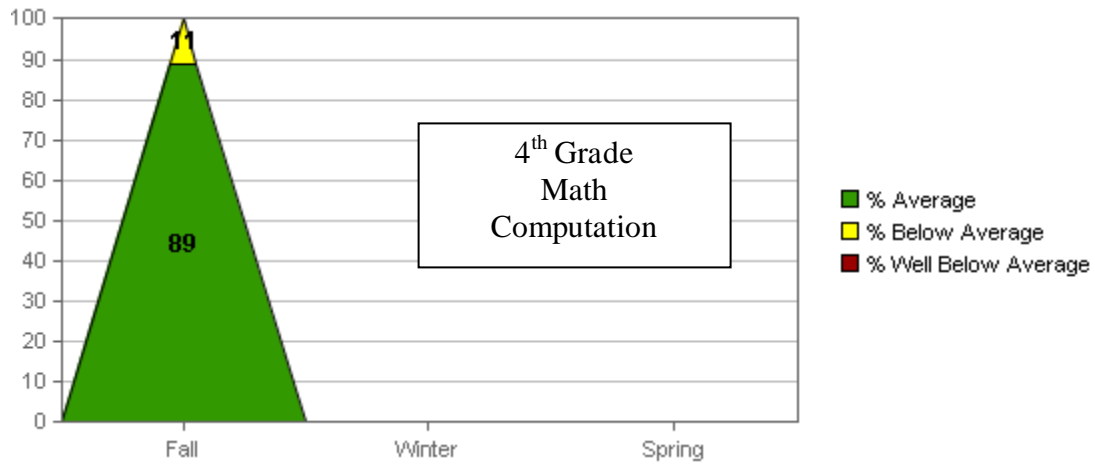
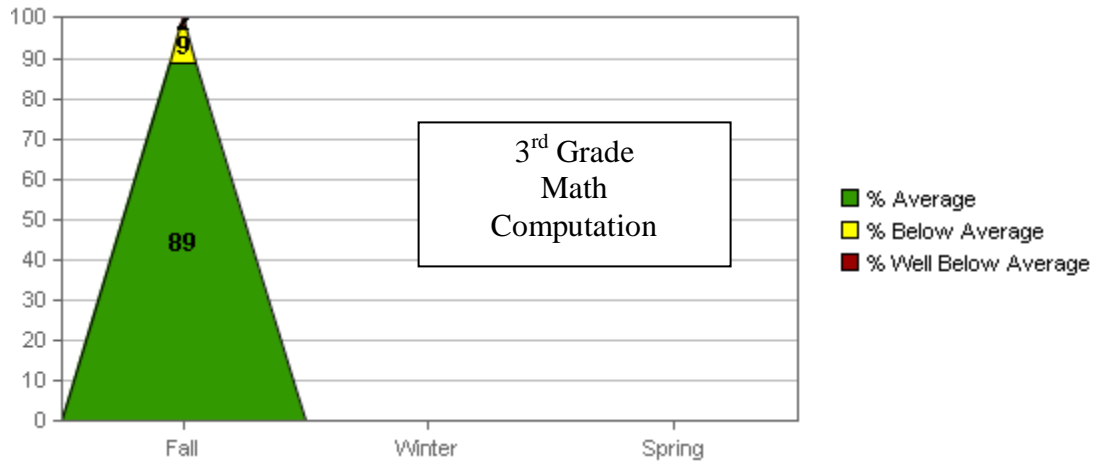
Aims Reading Comprehension



Aims Math Concepts and Applications



Aims Math Computation



Principal's Report
Prepared by Carl Carlson
Putnam County Junior High
October 13, 2011

End of the First Quarter

The end of the first grading period is coming up quickly. The final report cards will be ready for disbursement by Friday, October 28, 2011. With that in mind, I am proud to report that a majority of students that were struggling with grades early in the quarter were able to raise those grades. Our Incentive Day trip to Starved Rock will be Friday, October 28th. Currently, it appears we will have close to the same percentage of students attending as in the past four years. We have averaged right around 80% of students qualifying with no after school detentions, no suspensions, and no failing grades.

Huge Thanks to Sponsors that Donated for Baseball Fence Project and Scoreboard

The Putnam County Junior High baseball field looks much different now with the new fence installed. I wanted to take this opportunity to thank all those that contributed donations to help make this project possible. Hopefully, I don't accidentally omit anyone from this list.

The following businesses and community members contributed donations:

Don Papini, Grassers, McNabb Telephone Company, PC Foods, Granville Drug, McNabb Grain Company, Robert Dawe, D.D.S, CIT Group, Inc., Gonet Insurance and Realty, Toni's Flowers, Corner Store, DeVine Floral Design and Tanning, Clover Club, Sun Ag Inc., Judd Properties, Valley Flowers, Central Illinois Equipment Sales, Pederson Construction, North Central Bank, First State Bank, Granville National Bank, Hennepin Boat Store, Hennepin Food Mart, Marquis Energy, Carlson Family, and a host of others that have requested not to be mentioned.

I wanted to also thank Laurie Glenn and Rollie Copeland for all their footwork of personally going to so many businesses and requesting donations. I would like to give a big thanks to Don Papini for donating his coaching stipend back to the project and for also gathering donations from local businesses. Over the winter months, I will be arranging the order of plaques that will be on display outside the concession/storage shed indicating the businesses that contributed to the project. The new baseball scoreboard is electronic and wireless. The scoreboard will be installed either later this fall or early spring depending on the availability of people donating their time to help me out. The ability to have these items added to our facility will allow us to now apply to host IESA Regional and Sectional contests. This in the long run could mean more home activities for our players and families; which help reduce some of the transportation costs. Also, thank you to the school board and administration for supporting our programs.

ISAT Scores

We distributed the individual student results at the mid-term of the first quarter. The faculty briefly analyzed the data during some TEAM meetings and will continue to dissect and study the individual results over the next couple of weeks. The goal remains to be able to identify areas of concern in the tested areas of reading, math, and science. Our science scores continue to be very strong as our reading and math improved substantially over last year. We as a TEAM have revamped some items from last year in the areas of reading and math. The goal is to continue having concentrated units of study with a spiral review taking place throughout the year. Using common reading strategies across the curriculum has demonstrated good results. Also, we are in the process of developing additional cross curricular units of study. The expectations gets tougher and tougher each year as the state expects a larger percentage of students to achieve the status of meets or exceeds when it comes to the state standards. Ultimately, 100% of students are expected to meet this mark. This is a huge task that we are continuing to work towards.

One of the areas we at the junior high are looking to expand on would be utilizing our Explore results that are in conjunction with the ACT and PSAE models. These are two different types of tests and currently don't compare similar data. However, as we move forward with implementing the common core standards and evaluating students' progress on college and career readiness bench marks, this is a great time to reevaluate the curriculum maps started last year.

I have included the longitudinal ISAT data comparisons over the past years. This is the same document that I included in my June school board principal report. Also, I have included some charts containing information on the fall bench marking data from AIMS web. There are four categories per grade with math cap and math comp, fluency, and maze comprehension.

Staff Evaluations

Staff evaluations are underway. I have a handful of non-tenured staff members that will require at least two formal evaluations. This will be the second year the administrative team will be utilizing the revamped teacher evaluation tool. It provides the ability to have a check list highlighting the necessary components. Also, the tool provides the ability to rate a teacher's performance in one of four categories instead of three. This will give a much more accurate account of skills observed. The plan is to have all non-tenured staff have their first observation finished by the end of November. I also have a quite a few tenured teachers to observe this year. The staff members have been doing a terrific job. Again, our TEAM planning time has eased the transition for everyone. Without that time dedicated into the daily schedule, I am not sure where we would be right now.

Yours in education,

Carl B. Carlson
Principal

Putnam County Junior High School

2011 ISAT Longitudinal Comparison

	<u>Exceed</u>	<u>Meet</u>	<u>Below</u>	<u>Warn</u>	<u>YR</u>	<u>M/E</u>
8th Reading	5	56	5	0	2011	92.4% as 8th
2011	9	47	9	0	2010	86.1% as 7th
	24	33	7	0	2009	86.3% as 6th
	22	37	4	0	2008	90.7% as 5th
	24	31	8	0	2007	87.3% as 4th
8th Math	21	37	8	0	2011	87.8% as 8th
2011	16	38	10	1	2010	83.1% as 7th
	13	43	9	0	2009	84.8% as 6th
	9	50	3	0	2008	90.7% as 5th
	33	28	2	0	2007	96.8% as 4th
7th Science	17	34	5	1	2011	89.40%
	29	30	5	1	2010	90.70%
	30	42	2	1	2009	96%
	27	41	4	1	2008	93.20%
	30	39	5	3	2007	89.60%
7th Reading	8	39	10	0	2011	82.4% as 7th
2011	14	38	8	0	2010	86.7% as 6th
	12	29	16	0	2009	70.6% as 5th
	10	39	11	0	2008	81.7% as 4th
	16	32	12	1	2007	77.4% as 3rd
7th Math	11	38	6	2	2011	85.9% as 7th
2011	13	41	5	1	2010	90% as 6th
	6	46	5	0	2009	89.6% as 5th
	19	32	8	0	2008	85% as 4th
	29	29	3	0	2007	93.5% as 3rd
6th Reading	20	34	5	0	2011	90% as 6th
2011	24	30	12	0	2010	79.4% as 5th
	33	30	5	0	2009	92.6% as 4th
	30	26	9	0	2008	86.1% as 3rd
6th Math	13	39	7	0	2011	86.7% as 6th
2011	11	54	1	0	2010	95.5% as 5th
	26	40	2	0	2009	97% as 4th
	42	21	2	0	2008	96.9% as 3rd

2011 ISAT Longitudinal Comparison

E = Exceeds Standards
M = Meets Standards
B = Below Standards
W = Academic Warning
M/E = Meets or Exceeds

2011 Fall Bench Mark Data Putnam County Junior High School

I have attached four graphs per grade level indicating the fall bench marking data per each grade level. The graphs will show results for reading, maze – comprehension, math applications, and math computation.

Overall, I am very pleased with the results. Our tiers are right in line or at least within the ball park with what are expected per grade level in each area. For example, our Tier I results indicate that the general curriculum is meeting the needs of the students. In particular, I would like to comment on the extremely high percentage of students in 7th grade math computation (90%) in Tier I. The 7th grade also had close to 72% of students in Tier I for math concepts and applications. The reading results indicated 78%, which is a very high percentage. The other good indicator of this grade levels results is the manageable percentage of students in Tier 3. Depending on the academic area, we demonstrate between 2% - 8% of students in this category.

At the 8th grade level both math results were right around the 75% of students in Tier I. Again, these are very encouraging results as we have spent time developing focused instruction in this area. The concern observed at this point would be in the area of reading and maze-comprehension. The maze indicated about 60% in Tier I and only 52% in Tier I for reading. These two are particularly low at this point. It will be very interesting to see if the winter screening reveals large growth. This is an area that we will need to keep on eye on over the course of the year.

At the 6th grade level, we are able to demonstrate solid numbers for math computation at 76% if students in Tier I. The flip side of that is that this grade only scored 57% of the students in Tier I for math application. This serves as an indication that the students understand the facts and need to be exposed to more application of those skills. The disturbing result in the math application category is the high number of students in Tier 3. We had 14 students or 21% of the students fall into that area. Again, this will be an area of focus as we move through the school year. All the other Tier 3 areas are very manageable and in line with what are expected at 2% - 8%.

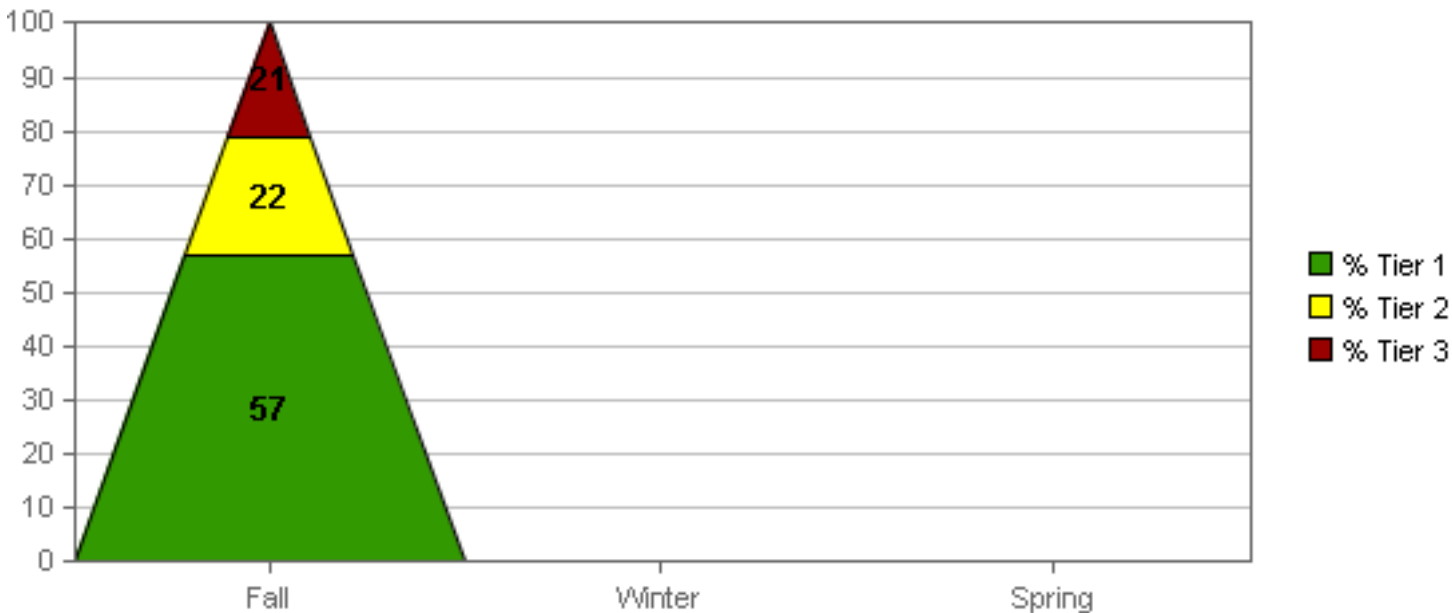
Our winter screening date is set for week of January 4, 2012. I would like to share the tier transition data shortly after. We will be looking to raise our percentage or number of students in Tier I as much as possible. The other goal will be to make sure we are moving students from scoring at the Tier 3 level and working to catch them up to grade level. The great problem to have is that our initial results are very strong and showing significant gains becomes tougher. Again, comparing this data with the winter screening will show us a great deal about our educational programming.

FILTER:
Demographics: Not filtering on demographics

Reporting Method: AIMSweb Defaults 2011-2012 - Criterion Referenced

Graph By: Students By Number

Tier Transition Report
Putnam County CUSD #535 - PC #535-Putnam County Junior High School
Mathematics Concepts and Applications
Grade 6 : 2011-2012 School Year



	Fall	Transition	Winter	Transition	Spring
Tier 3	14 (21%)	0	0 (0%)	0	0 (0%)
Tier 2	15 (22%)	0	0 (0%)	0	0 (0%)
Tier 1	38 (57%)	0	0 (0%)	0	0 (0%)
New Student		0		0	
Unscored		0		0	
Total Students	67	0	0	0	0

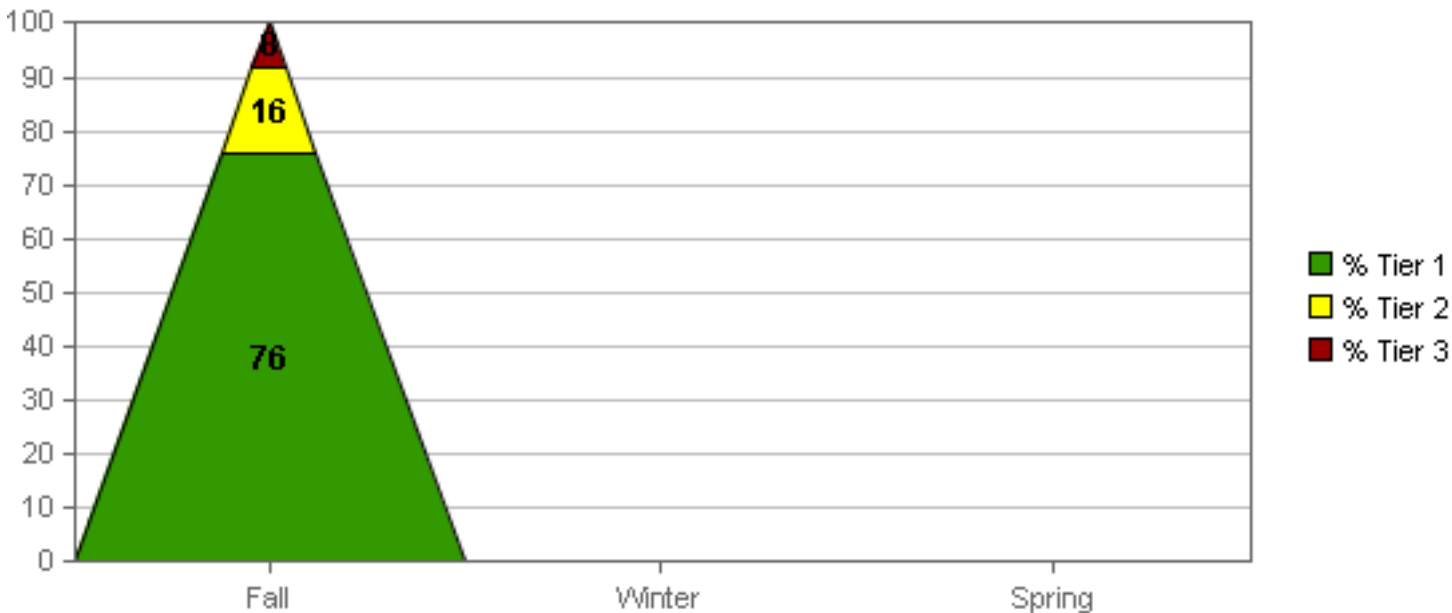
Note: Unscored also includes any students who may have been transferred.

FILTER:
Demographics: Not filtering on demographics

Reporting Method: AIMSweb Defaults 2011-2012 - Criterion Referenced

Graph By: Students By Number

Tier Transition Report
Putnam County CUSD #535 - PC #535-Putnam County Junior High School
Math Computation
Grade 6 : 2011-2012 School Year



	Fall	Transition	Winter	Transition	Spring
Tier 3	5 (8%)	0	0 (0%)	0	0 (0%)
Tier 2	11 (16%)	0	0 (0%)	0	0 (0%)
Tier 1	51 (76%)	0	0 (0%)	0	0 (0%)
New Student		0		0	
Unscored		0		0	
Total Students	67	0	0	0	0

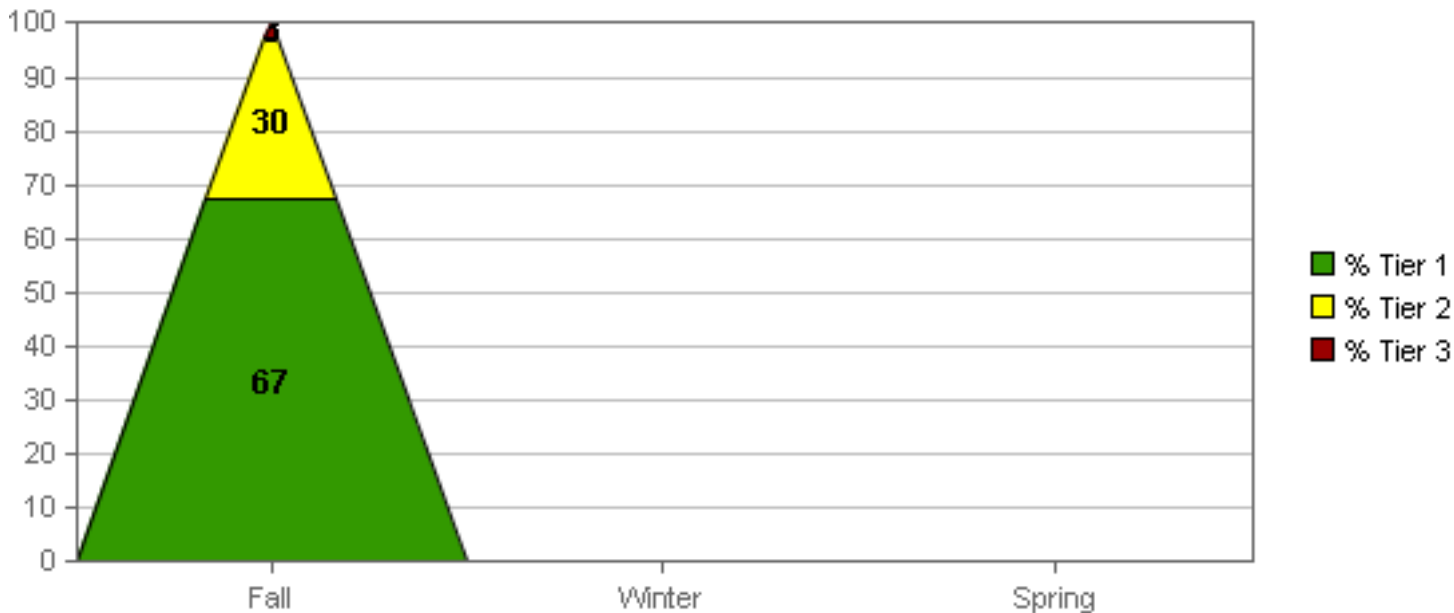
Note: Unscored also includes any students who may have been transferred.

FILTER:
Demographics: Not filtering on demographics

Reporting Method: AIMSweb Defaults 2011-2012 - Criterion Referenced

Graph By: Students By Number

Tier Transition Report
Putnam County CUSD #535 - PC #535-Putnam County Junior High School
MAZE - Comprehension
Grade 6 : 2011-2012 School Year



	Fall	Transition	Winter	Transition	Spring
Tier 3	2 (3%)	0	0 (0%)	0	0 (0%)
Tier 2	21 (30%)	0	0 (0%)	0	0 (0%)
Tier 1	46 (67%)	0	0 (0%)	0	0 (0%)
New Student		0		0	
Unscored		0		0	
Total Students	69	0	0	0	0

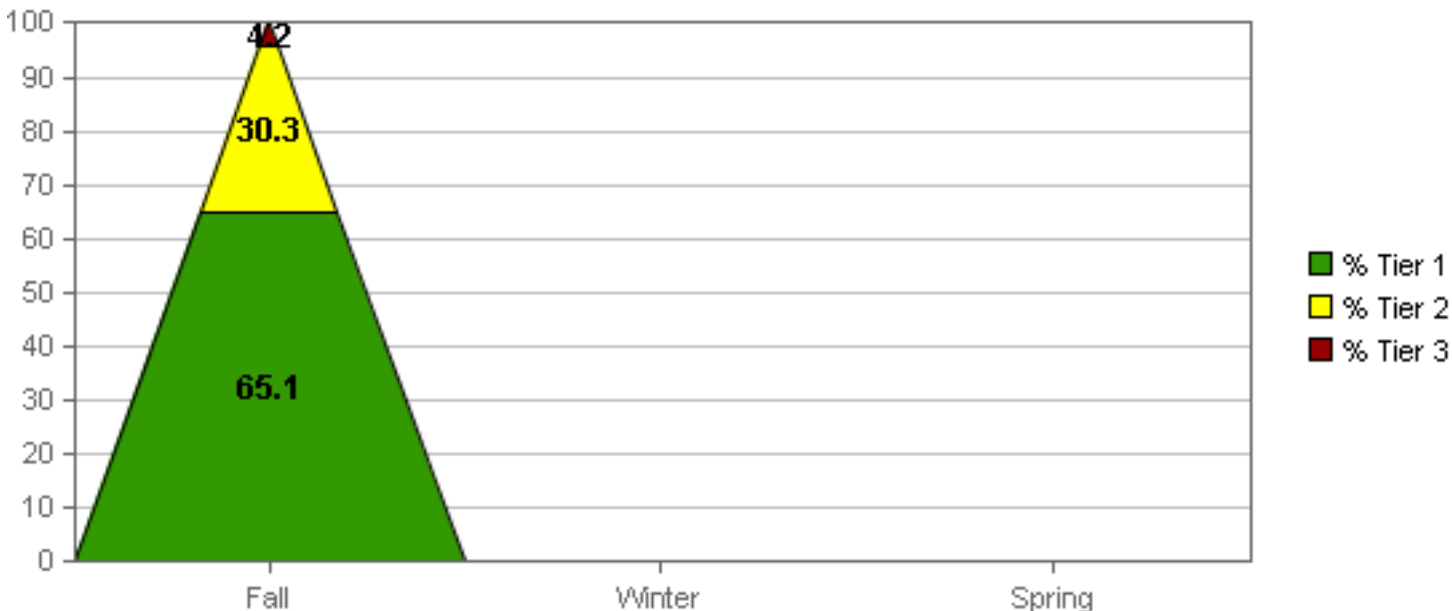
Note: Unscored also includes any students who may have been transferred.

FILTER:
Demographics: Not filtering on demographics

Reporting Method: AIMSweb Defaults 2011-2012 - Criterion Referenced

Graph By: Students By Number

Tier Transition Report
Putnam County CUSD #535 - PC #535-Putnam County Junior High School
Reading - Curriculum Based Measurement
Grade 6 : 2011-2012 School Year



	Fall	Transition	Winter	Transition	Spring
Tier 3	3 (4.2%)	0	0 (0%)	0	0 (0%)
Tier 2	21 (30.3%)	0	0 (0%)	0	0 (0%)
Tier 1	45 (65.1%)	0	0 (0%)	0	0 (0%)
New Student		0		0	
Unscored		0		0	
Total Students	69	0	0	0	0

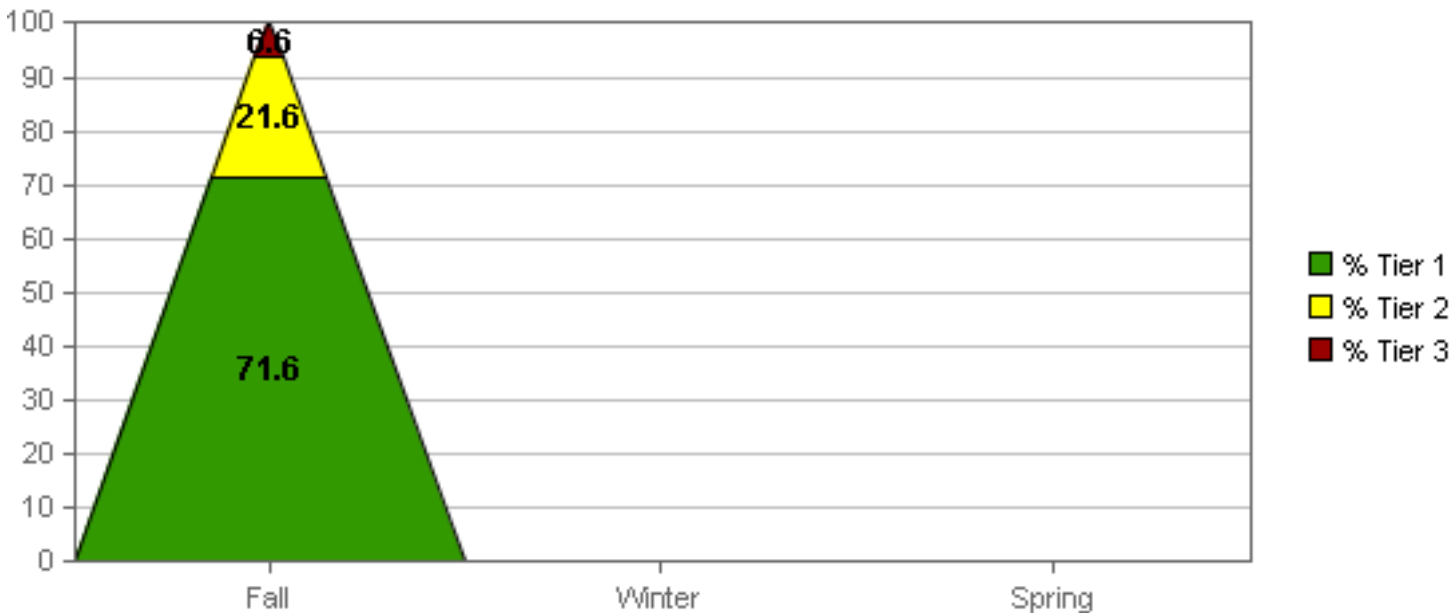
Note: Unscored also includes any students who may have been transferred.

FILTER:
Demographics: Not filtering on demographics

Reporting Method: AIMSweb Defaults 2011-2012 - Criterion Referenced

Graph By: Students By Number

Tier Transition Report
Putnam County CUSD #535 - PC #535-Putnam County Junior High School
Mathematics Concepts and Applications
Grade 7 : 2011-2012 School Year



	Fall	Transition	Winter	Transition	Spring
Tier 3	4 (6.6%)	0	0 (0%)	0	0 (0%)
Tier 2	13 (21.6%)	0	0 (0%)	0	0 (0%)
Tier 1	43 (71.6%)	0	0 (0%)	0	0 (0%)
New Student		0		0	
Unscored		0		0	
Total Students	60	0	0	0	0

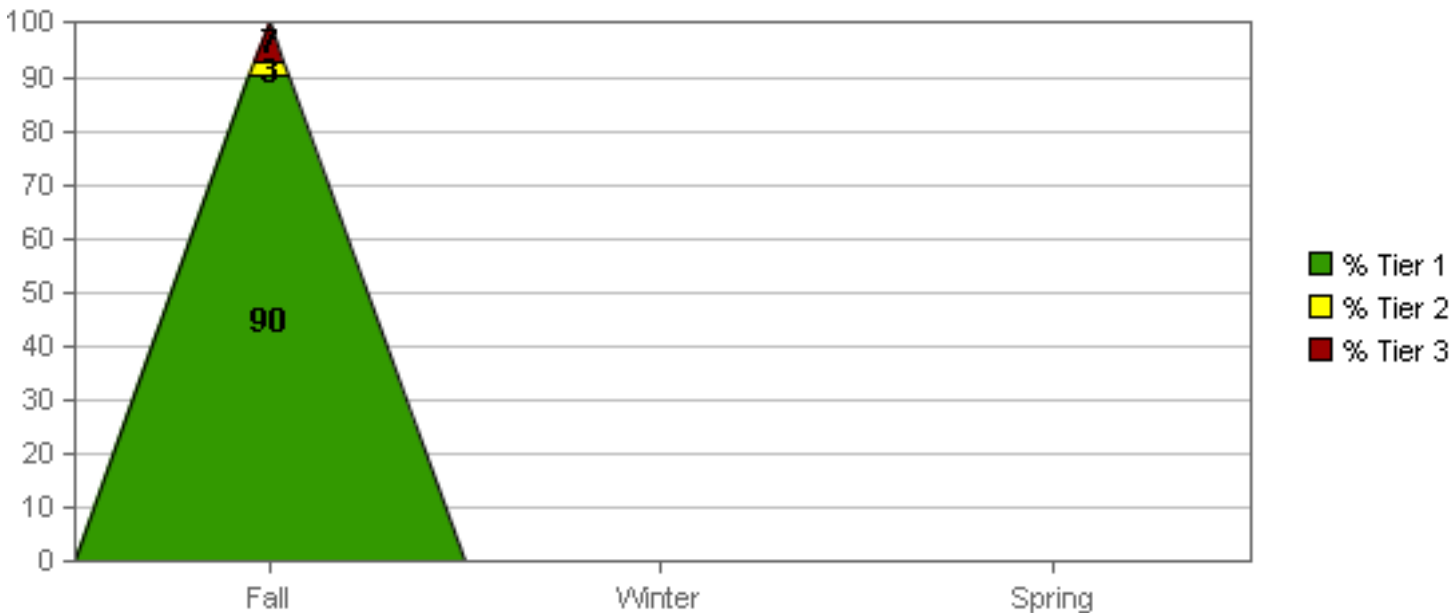
Note: Unscored also includes any students who may have been transferred.

FILTER:
Demographics: Not filtering on demographics

Reporting Method: AIMSweb Defaults 2011-2012 - Criterion Referenced

Graph By: Students By Number

Tier Transition Report
Putnam County CUSD #535 - PC #535-Putnam County Junior High School
Math Computation
Grade 7 : 2011-2012 School Year



	Fall	Transition	Winter	Transition	Spring
Tier 3	4 (7%)	0	0 (0%)	0	0 (0%)
Tier 2	2 (3%)	0	0 (0%)	0	0 (0%)
Tier 1	54 (90%)	0	0 (0%)	0	0 (0%)
New Student		0		0	
Unscored		0		0	
Total Students	60	0	0	0	0

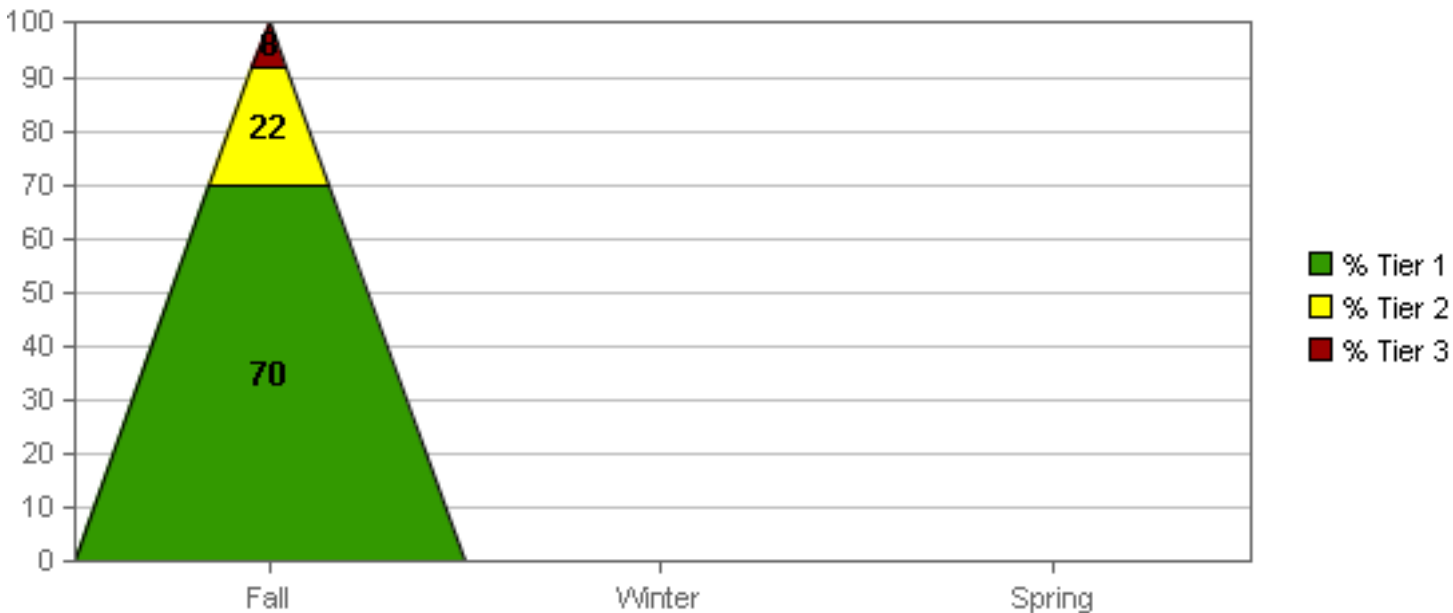
Note: Unscored also includes any students who may have been transferred.

FILTER:
Demographics: Not filtering on demographics

Reporting Method: AIMSweb Defaults 2011-2012 - Criterion Referenced

Graph By: Students By Number

Tier Transition Report
Putnam County CUSD #535 - PC #535-Putnam County Junior High School
MAZE - Comprehension
Grade 7 : 2011-2012 School Year



	Fall	Transition	Winter	Transition	Spring
Tier 3	5 (8%)	0	0 (0%)	0	0 (0%)
Tier 2	13 (22%)	0	0 (0%)	0	0 (0%)
Tier 1	42 (70%)	0	0 (0%)	0	0 (0%)
New Student		0		0	
Unscored		0		0	
Total Students	60	0	0	0	0

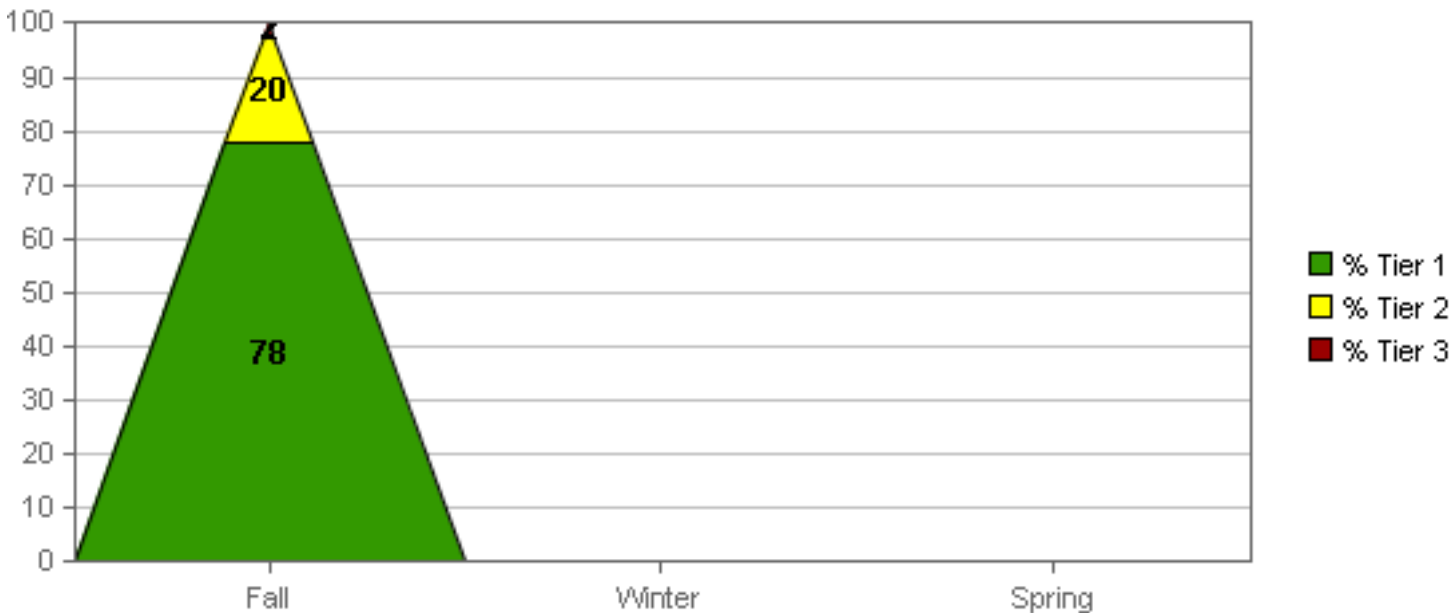
Note: Unscored also includes any students who may have been transferred.

FILTER:
Demographics: Not filtering on demographics

Reporting Method: AIMSweb Defaults 2011-2012 - Criterion Referenced

Graph By: Students By Number

Tier Transition Report
Putnam County CUSD #535 - PC #535-Putnam County Junior High School
Reading - Curriculum Based Measurement
Grade 7 : 2011-2012 School Year



	Fall	Transition	Winter	Transition	Spring
Tier 3	1 (2%)	0	0 (0%)	0	0 (0%)
Tier 2	12 (20%)	0	0 (0%)	0	0 (0%)
Tier 1	47 (78%)	0	0 (0%)	0	0 (0%)
New Student		0		0	
Unscored		0		0	
Total Students	60	0	0	0	0

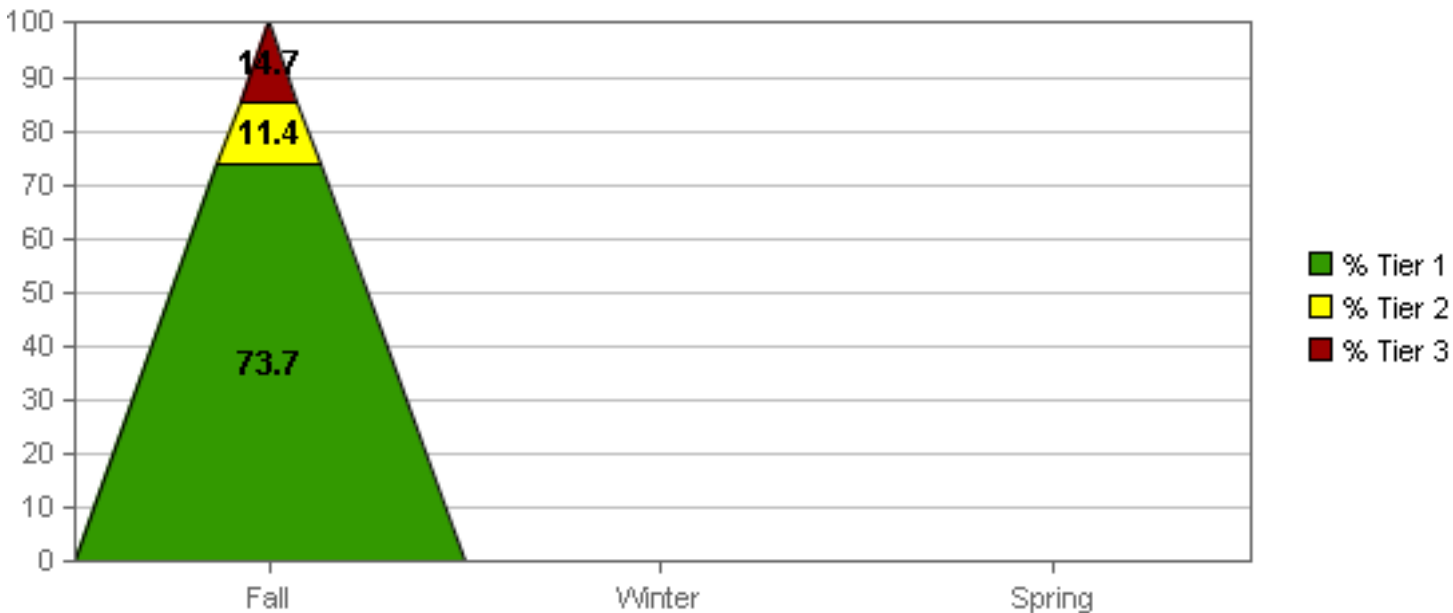
Note: Unscored also includes any students who may have been transferred.

FILTER:
Demographics: Not filtering on demographics

Reporting Method: AIMSweb Defaults 2011-2012 - Criterion Referenced

Graph By: Students By Number

Tier Transition Report
Putnam County CUSD #535 - PC #535-Putnam County Junior High School
Mathematics Concepts and Applications
Grade 8 : 2011-2012 School Year



	Fall	Transition	Winter	Transition	Spring
Tier 3	9 (14.7%)	0	0 (0%)	0	0 (0%)
Tier 2	7 (11.4%)	0	0 (0%)	0	0 (0%)
Tier 1	45 (73.7%)	0	0 (0%)	0	0 (0%)
New Student		0		0	
Unscored		0		0	
Total Students	61	0	0	0	0

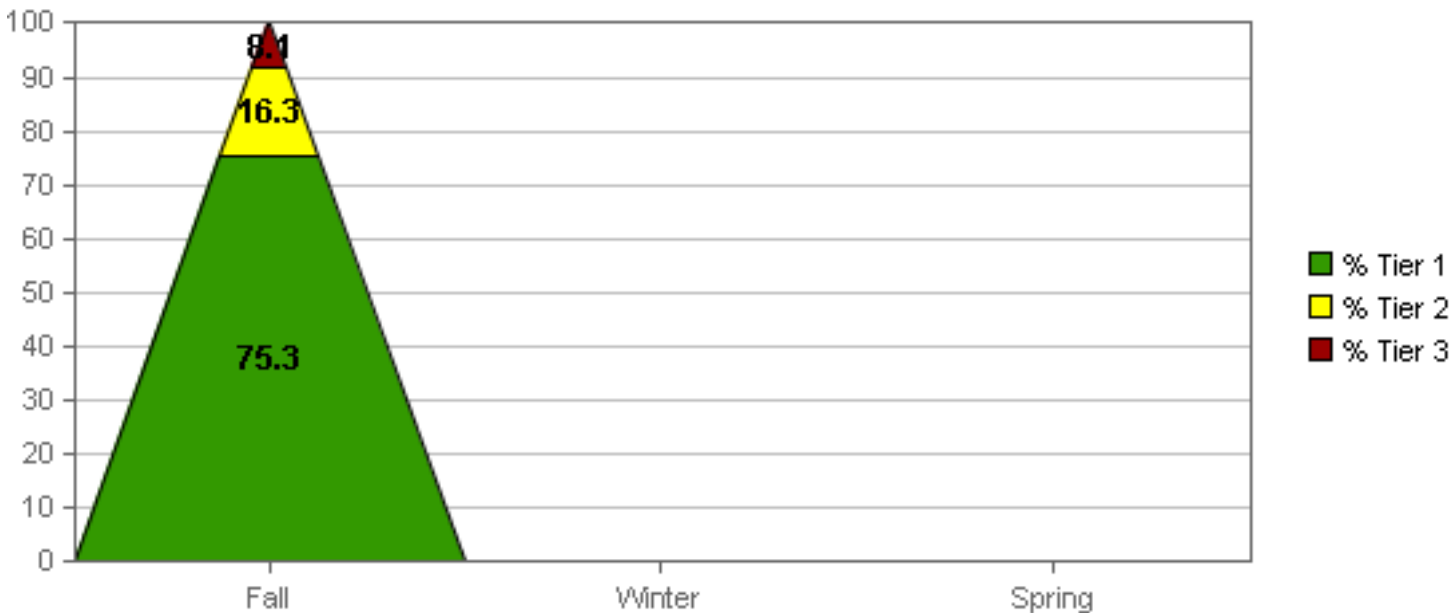
Note: Unscored also includes any students who may have been transferred.

FILTER:
Demographics: Not filtering on demographics

Reporting Method: AIMSweb Defaults 2011-2012 - Criterion Referenced

Graph By: Students By Number

Tier Transition Report
Putnam County CUSD #535 - PC #535-Putnam County Junior High School
Math Computation
Grade 8 : 2011-2012 School Year



	Fall	Transition	Winter	Transition	Spring
Tier 3	5 (8.1%)	0	0 (0%)	0	0 (0%)
Tier 2	10 (16.3%)	0	0 (0%)	0	0 (0%)
Tier 1	46 (75.3%)	0	0 (0%)	0	0 (0%)
New Student		0		0	
Unscored		0		0	
Total Students	61	0	0	0	0

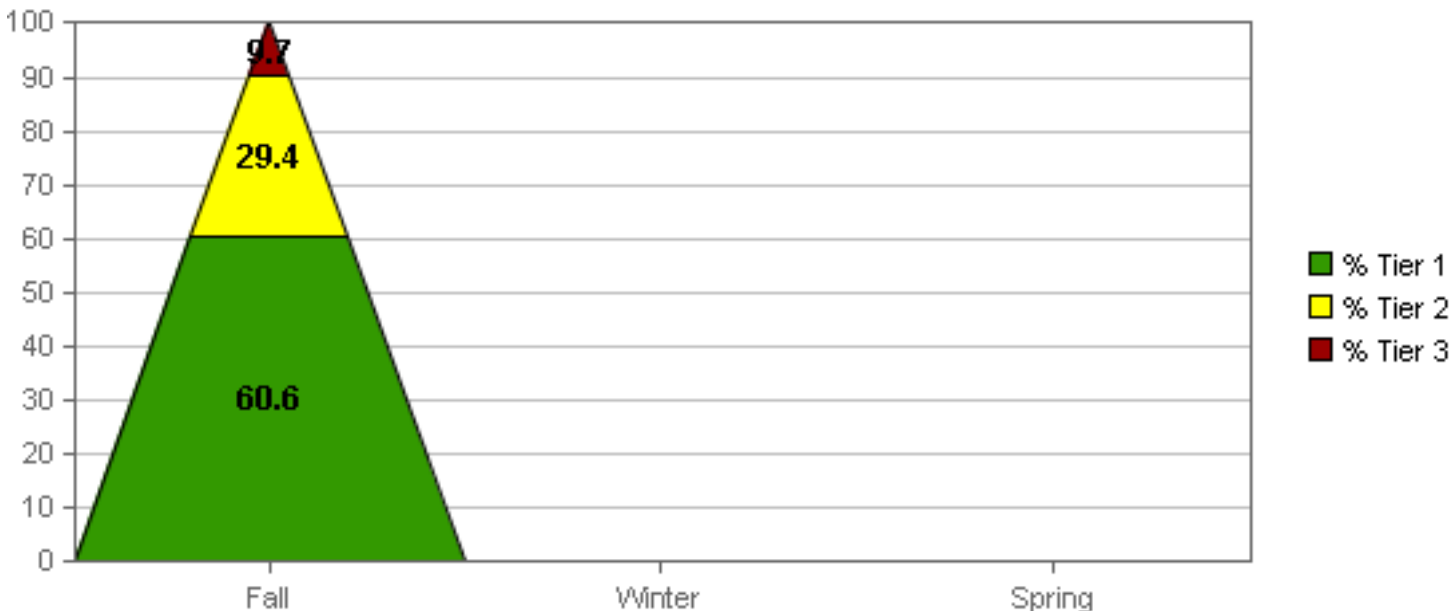
Note: Unscored also includes any students who may have been transferred.

FILTER:
Demographics: Not filtering on demographics

Reporting Method: AIMSweb Defaults 2011-2012 - Criterion Referenced

Graph By: Students By Number

Tier Transition Report
Putnam County CUSD #535 - PC #535-Putnam County Junior High School
MAZE - Comprehension
Grade 8 : 2011-2012 School Year



	Fall	Transition	Winter	Transition	Spring
Tier 3	6 (9.7%)	0	0 (0%)	0	0 (0%)
Tier 2	18 (29.4%)	0	0 (0%)	0	0 (0%)
Tier 1	37 (60.6%)	0	0 (0%)	0	0 (0%)
New Student		0		0	
Unscored		0		0	
Total Students	61	0	0	0	0

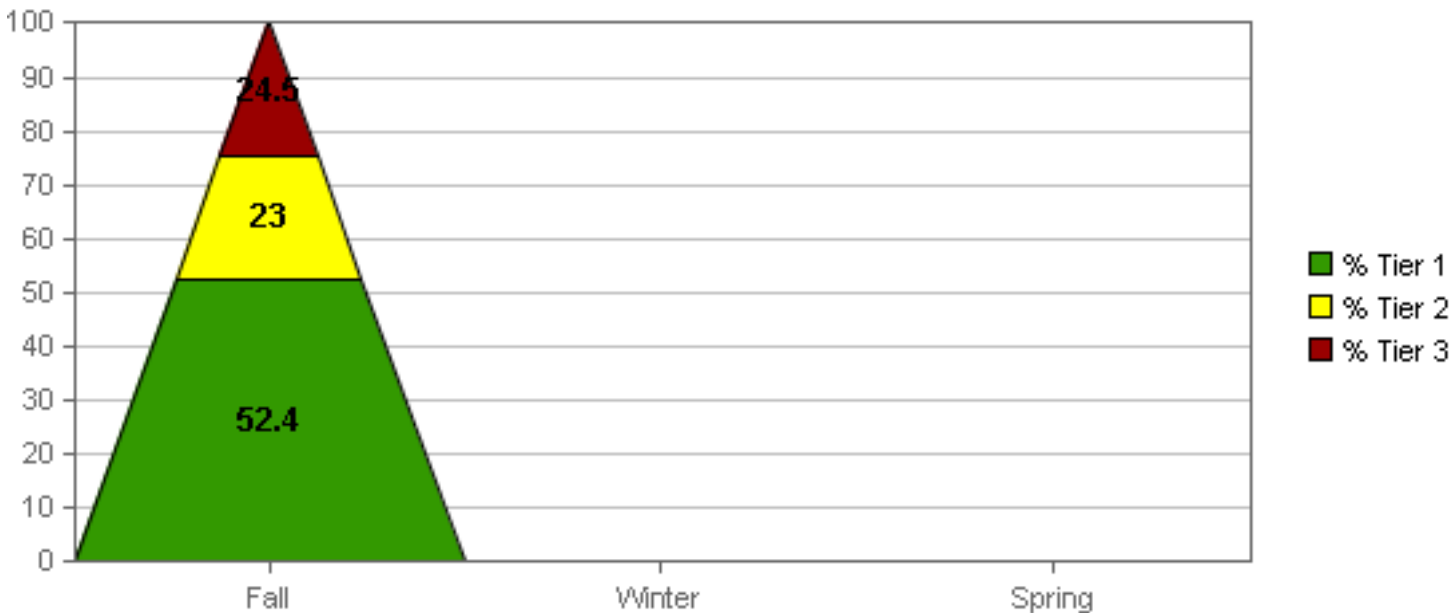
Note: Unscored also includes any students who may have been transferred.

FILTER:
Demographics: Not filtering on demographics

Reporting Method: AIMSweb Defaults 2011-2012 - Criterion Referenced

Graph By: Students By Number

Tier Transition Report
Putnam County CUSD #535 - PC #535-Putnam County Junior High School
Reading - Curriculum Based Measurement
Grade 8 : 2011-2012 School Year



	Fall	Transition	Winter	Transition	Spring
Tier 3	15 (24.5%)	0	0 (0%)	0	0 (0%)
Tier 2	14 (23.0%)	0	0 (0%)	0	0 (0%)
Tier 1	32 (52.4%)	0	0 (0%)	0	0 (0%)
New Student		0		0	
Unscored		0		0	
Total Students	61	0	0	0	0

Note: Unscored also includes any students who may have been transferred.

State Report Card

Please note the attached early access information regarding the ISAT/PSAE assessments from last spring. The iirc website will have excellent charts and graphs that will display this information in a more attractive format, but these charts provide the early access information for administrators.

In the attached district summary, please note that our district did not make AYP (Adequate Yearly Progress) this year. As you may remember, we were one of the few area districts that made AYP last year, and we were very proud of that accomplishment.

In Part 6 of the summary, there is information that compares our district and the State meeting/exceeding percentages. In the spring of 2011, 78.5% of our students met or exceeded State Standards as compared to 76.5% from the State. While our students performed better than the State, overall it was not enough to meet the NCLB requirements for AYP.

In ISAT (Grades 3-8) our percentage is still quite strong. The district average was 89.3% meeting/exceeding the State Standards, compared to 82% from the State. This 89.3% demonstrates an increase from last year's 88.8% in 2010. I am proud to see the continual overall improvement in our district ISAT scores. As you will note, our PSAE scores at the high school had a dramatic decrease this year. While our ACT scores were lower this year, there was not the dramatic decrease that we saw in our overall PSAE results. This tends to indicate that the our PSAE results have an attitudinal correlation. Our administrative team has been discussing strategies for improvement, and we believe the math/language arts coaches that we had in 2010 had a positive impact on scores. In addition, we are examining incentives to improve the student attitudes during testing.

SAS Output

From: <Saved by Windows Internet Explorer 7>

To: {to}

Date: Fri, 14 Oct 2011 09:55:07 -0500

LEGISLATIVE DIST. 38					ILLINOIS STATE BOARD							
OF EDUCATION					PART 1							
43-078-5350-26 Putnam County CUSD 535					2010-11 SCHOOL							
YEAR REPORT CARD DISTRICT SUMMARY												
AND STUDENT INFORMATION					SCHOOL							
----- ENROLLMENT -----												
NATIVE TWO					CLASS							
HAWAIN. %					OR							
SCHOOL NAME					DROP LOW LEP IEP ATTEND MOBI CHRONC							
WHITE BLACK HISP ASIAN PACIF. NAT. MORE					OUT INCOME EMGCY QUALF							
ANIC ISLNDR AMERN RACES ENROL					CONTACT TEAHR TEAHR							
Putnam County High School					1.4	28.4	0.0	11.7	93.9	7.6	1.2	
93.3	0.4	3.9	0.0	0.0	0.0	2.5	282	97.3	0.0	0.0		
Putnam County Jr High School					26.8	0.0	11.5	94.9	6.6	5.5		
91.3	2.2	4.4	0.5	0.0	0.0	1.6	183	100.0	0.0	0.0		
Putnam Co Primary Sch					26.9	4.0	15.8	94.9	10.9	1.7		
85.8	0.8	11.5	0.4	0.0	0.0	1.6	253	96.0	0.0	0.0		
Putnam County Elem School					35.7	2.6	17.3	95.5	7.7	2.6		
86.7	3.6	7.1	0.0	1.5	0.0	1.0	196	100.0	0.0	0.0		
DISTRICT					1.4	29.2	1.6	14.0	94.7	8.1	2.6	
89.4	1.5	6.8	0.2	0.3	0.0	1.8	914	98.3	0.0	0.0		
HIGH POVERTY												
LOW POVERTY												
STATE					2.7	48.1	8.8	14.0	94.0	12.8	3.2	
51.4	18.3	23.0	4.1	0.1	0.3	2.8	2,074,806	96.0	0.6	0.8		
HIGH POVERTY												
1.4	3.3											
LOW POVERTY												
0.2	0.0											

LEGISLATIVE DIST. 38
O F E D U C A T I O N

I L L I N O I S S T A T E B O A R D
P A R T 2

43-078-5350-26 Putnam County CUSD 535
YEAR REPORT CARD DISTRICT SUMMARY

2010-11 SCHOOL

ACT --

GRADUATING CLASS OF 2011

SCHOOL NAME			COMPOSITE	ENGLISH
MATH	READING	SCIENCE	SCORE	
Putnam County High School			19.8	18.5
20.3	19.9	20.0		
DISTRICT			19.8	18.5
20.3	19.9	20.0		
STATE			20.6	20.3
20.7	20.5	20.5		

LEGISLATIVE DIST. 38
 O F E D U C A T I O N

I L L I N O I S S T A T E B O A R D
 P A R T 3

43-078-5350-26 Putnam County CUSD 535
 YEAR REPORT CARD DISTRICT SUMMARY

2010-11 SCHOOL

HIGH

SCHOOL GRADUATION RATE

NATIVE MORE

HAWAIIAN THAN

PACIFIC NATIVE ONE

ECON

SCHOOL NAME	ALL	MALE	FMALE	WHITE	BLACK
HISPANIC ASIAN ISLANDER AMERICAN RACES		LEP	MIGRANT	IEP	DISADV

Putnam County High School	86.5	86.4	86.7	87.3	
50.0	100.0		75.0	78.3	

DISTRICT	86.5	86.4	86.7	87.3	
50.0	100.0		75.0	78.3	

STATE	83.8	80.9	86.7	89.1	
76.8	81.4		66.2	75.1	

LEGISLATIVE DIST. 38
 O F E D U C A T I O N

I L L I N O I S S T A T E B O A R D
 P A R T 4

43-078-5350-26 Putnam County CUSD 535
 YEAR REPORT CARD DISTRICT SUMMARY

2010-11 SCHOOL

PER DAY DEVOTED TO : MINUTES

ENGLISH SCHOOL NAME	SOCIAL SCIENCE				MATHEMATICS			SCIENCE		
	8TH	3RD	6TH	8TH	3RD	6TH	8TH	3RD	6TH	
GRADE	GRADE	GRADE	GRADE	GRADE	GRADE	GRADE	GRADE	GRADE	GRADE	
Putnam County Jr High School						41	41		41	
41		82	82		41	41				
Putnam County Elem School						70		20		
190			20							
	DISTRICT					70	41	41	20	41
41	190	82	82	20	41	41				
	STATE					60	55	52	30	43
44	143	103	91	30	43	44				

LEGISLATIVE DIST. 38
 O F E D U C A T I O N

I L L I N O I S S T A T E B O A R D
 P A R T 6

43-078-5350-26 Putnam County CUSD 535
 YEAR REPORT CARD DISTRICT SUMMARY

2010-11 SCHOOL

PERCENT OF STUDENTS MEETING
 OR EXCEEDING THE ILLINOIS LEARNING STANDARDS

PSAE		IAA		OVERALL		ISAT	
SCHOOL NAME				2010	2011	2010	2011
2010	2011	2010	2011				
Putnam County High School				52.2	39.0		
53.1	39.6						
Putnam County Jr High School				86.8	87.8	87.2	88.4
Putnam County Elem School				89.8	89.9	90.3	90.2
DISTRICT				82.6	78.5	88.8	89.3
53.1	39.6	60.0	66.7				
STATE				76.4	76.5	80.9	82.0
53.0	50.5	68.6	66.2				

43-078-5350-26 Putnam County CUSD 535
YEAR REPORT CARD DISTRICT SUMMARY

2010-11 SCHOOL

PERCENT OF STUDENTS NOT
PARTICIPATING IN STATE TESTING PROGRAMS - READING

NATIVE		MORE		HAWAI.		THAN		OVER		
HISP	PACI.	NATI.	ONE	MIG	ECON	ALL	MALE	FEMALE	WHITE	
SCHOOL NAME	BLACK	ANIC	ASIAN	ISLNR	AMERN	RACES	LEP	RANT	IEP	DISADV
Putnam County High School						ENROLL	76	36	40	68
0	5	0	0	0		3	0	10	17	
						READING	0.0	0.0	0.0	0.0
0.0	0.0									
Putnam County Jr High School						ENROLL	185	102	83	169
4	8	1	0	0		3	0	23	51	
						READING	0.5	1.0	0.0	0.6
4.3	2.0									
Putnam County Elem School						ENROLL	195	99	96	165
2	9	0	1	1		17	2	32	69	
						READING	0.0	0.0	0.0	0.0
0.0			0.0	0.0						
						ENROLL	456	237	219	402
6	22	1	1	1		23	2	65	137	
						READING	0.2	0.4	0.0	0.2
0.0				0.0			1.5	0.7		
						ENROLL	1,075,993	550,552	525,225	554,770
197,979	244,338	44,033	976	3,305	29,668	65,498	276	150,007	522,525	
						READING	0.5	0.5	0.4	0.4
0.7	0.3	0.9	0.5	0.5	0.4	0.7	0.4	0.9	0.5	

43-078-5350-26 Putnam County CUSD 535
YEAR REPORT CARD DISTRICT SUMMARY

2010-11 SCHOOL

PERCENT OF STUDENTS NOT
PARTICIPATING IN STATE TESTING PROGRAMS - MATH

NATIVE		MORE		HAWAI.		THAN		OVER		
HISP	PACI.	NATI.	ONE	MIG	ECON	ALL	MALE	FEMALE	WHITE	
SCHOOL NAME	BLACK	ANIC	ASIAN	ISLNR	AMERN	RACES	LEP	RANT	IEP	DISADV
Putnam County High School						ENROLL	76	36	40	68
0	5	0	0	0		3	0	10	17	
						MATH	0.0	0.0	0.0	0.0
0.0	0.0									
Putnam County Jr High School						ENROLL	185	102	83	169
4	8	1	0	0		3	0	23	51	
						MATH	0.5	1.0	0.0	0.6
4.3	2.0									
Putnam County Elem School						ENROLL	195	99	96	165
2	9	0	1	1		17	2	32	69	
						MATH	0.0	0.0	0.0	0.0
0.0			0.0	0.0						
						DISTRICT	456	237	219	402
6	22	1	1	1		23	2	65	137	
						MATH	0.2	0.4	0.0	0.2
0.0				0.0			1.5	0.7		
						STATE	1,077,714	551,494	526,004	555,155
198,036	244,999	44,624	980	3,312	29,684	67,235	282	150,024	523,732	
						MATH	0.4	0.5	0.4	0.4
0.7	0.3	0.7	0.4	0.5	0.4	0.4	0.4	0.9	0.5	

43-078-5350-26 Putnam County CUSD 535
YEAR REPORT CARD DISTRICT SUMMARY

2010-11 SCHOOL

PERCENT OF STUDENTS NOT
PARTICIPATING IN STATE TESTING PROGRAMS - SCIENCE

NATIVE		MORE					OVER			
HAWAI.		THAN					ECON			
HISP	PACI.	NATI.	ONE		MIG	ALL	MALE	FEMALE	WHITE	
SCHOOL NAME	BLACK	ANIC	ASIAN	ISLNR	AMERN	RACES	LEP	RANT	IEP	DISADV
Putnam County High School						ENROLL	76	36	40	68
0	5	0	0	0		3	0	10	17	
						SCIENCE	0.0	0.0	0.0	0.0
0.0	0.0									
Putnam County Jr High School						ENROLL	59	36	23	55
1	1	0	0	0		2	0	9	13	
						SCIENCE	0.0	0.0	0.0	0.0
0.0										
Putnam County Elem School						ENROLL	58	32	26	52
0	3	0	0	0		3	0	10	22	
						SCIENCE	0.0	0.0	0.0	0.0
0.0	0.0									
DISTRICT						ENROLL	193	104	89	175
1	9	0	0	0		8	0	29	52	
						SCIENCE	0.0	0.0	0.0	0.0
0.0	0.0									
STATE						ENROLL	460,543	234,564	225,880	241,336
84,536	101,176	19,148	441	1,439	12,080	23,708	123	63,609	214,960	
						SCIENCE	0.8	0.9	0.7	0.6
1.3	0.7	1.5	0.7	0.8	0.7	0.7	0.0	1.4	0.9	

43-078-5350-26 Putnam County CUSD 535
YEAR REPORT CARD DISTRICT SUMMARY

2010-11 SCHOOL

ILLINOIS

STANDARDS ACHIEVEMENT TEST: GRADE 3

READING

MATHEMATICS

-----				-----			
%	%	%	%	%	%	%	%
WARN	BELO	MEET	EXCD	WARN	BELO	MEET	EXCD
Putnam County Elem School							
ALL STUDENTS				1.6	14.3	47.6	36.5
0.0	1.6	42.2	56.3				
MALE				3.1	15.6	46.9	34.4
0.0	3.1	28.1	68.8				
FEMALE				0.0	12.9	48.4	38.7
0.0	0.0	56.3	43.8				
WHITE				0.0	12.5	50.0	37.5
0.0	0.0	42.9	57.1				
FREE/REDUCED LUNCH				0.0	28.6	42.9	28.6
0.0	4.5	40.9	54.5				
NON FREE/REDUCED LUNCH				2.4	7.1	50.0	40.5
0.0	0.0	42.9	57.1				
DISTRICT							
ALL STUDENTS				1.6	14.3	47.6	36.5
0.0	1.6	42.2	56.3				
MALE				3.1	15.6	46.9	34.4
0.0	3.1	28.1	68.8				
FEMALE				0.0	12.9	48.4	38.7
0.0	0.0	56.3	43.8				
WHITE				0.0	12.5	50.0	37.5
0.0	0.0	42.9	57.1				
FREE/REDUCED LUNCH				0.0	28.6	42.9	28.6
0.0	4.5	40.9	54.5				
NON FREE/REDUCED LUNCH				2.4	7.1	50.0	40.5
0.0	0.0	42.9	57.1				
STATE							
ALL STUDENTS				5.8	19.5	47.6	27.1
2.9	9.8	43.2	44.1				
MALE				7.4	21.0	46.5	25.1
3.3	9.9	41.2	45.6				
FEMALE				4.2	17.8	48.8	29.2
2.4	9.8	45.2	42.6				
WHITE				2.6	12.3	48.2	37.0

1.1	4.9	37.2	56.8				
	BLACK			10.8	28.6	47.3	13.2
7.3	18.8	51.0	22.9				
	HISPANIC			9.3	29.3	47.6	13.8
3.6	14.3	52.5	29.5				
	ASIAN			2.5	8.4	42.5	46.6
1.2	3.0	24.3	71.5				
	NATIVE HAWAIIAN/PACIFIC ISLANDER			2.7	14.4	46.8	36.0
0.0	4.4	40.7	54.9				
	NATIVE AMERICAN			7.1	21.7	51.8	19.4
3.2	12.4	45.8	38.5				
	TWO OR MORE RACES			3.9	16.8	47.2	32.0
1.8	8.7	42.2	47.4				
	FREE/REDUCED LUNCH			9.4	28.2	48.3	14.1
4.8	15.3	51.7	28.2				
	NON FREE/REDUCED LUNCH			1.8	9.9	46.8	41.4
0.8	3.8	33.7	61.6				

43-078-5350-26 Putnam County CUSD 535
YEAR REPORT CARD DISTRICT SUMMARY

2010-11 SCHOOL

ILLINOIS

STANDARDS ACHIEVEMENT TEST: GRADE 4

MATHEMATICS			READING SCIENCE					
-----			-----					-----
%	%	%	%	%	%	%	%	%
BELO	MEET	EXCD	WARN	BELO	MEET	EXCD	EXCD	WARN
Putnam County Elem School								
	ALL STUDENTS			0.0	18.5	40.7	40.7	0.0
7.4	44.4	48.1	0.0	3.7	64.8	31.5		
	MALE			0.0	20.0	43.3	36.7	0.0
3.3	50.0	46.7	0.0	3.3	63.3	33.3		
	FEMALE			0.0	16.7	37.5	45.8	0.0
12.5	37.5	50.0	0.0	4.2	66.7	29.2		
	WHITE			0.0	18.4	38.8	42.9	0.0
6.1	42.9	51.0	0.0	4.1	65.3	30.6		
	FREE/REDUCED LNCH			0.0	25.0	45.0	30.0	0.0
15.0	50.0	35.0	0.0	5.0	65.0	30.0		
	NON FREE/RDU.LNCH			0.0	14.7	38.2	47.1	0.0
2.9	41.2	55.9	0.0	2.9	64.7	32.4		
DISTRICT								
	ALL STUDENTS			0.0	18.5	40.7	40.7	0.0
7.4	44.4	48.1	0.0	3.7	64.8	31.5		
	MALE			0.0	20.0	43.3	36.7	0.0
3.3	50.0	46.7	0.0	3.3	63.3	33.3		
	FEMALE			0.0	16.7	37.5	45.8	0.0
12.5	37.5	50.0	0.0	4.2	66.7	29.2		
	WHITE			0.0	18.4	38.8	42.9	0.0
6.1	42.9	51.0	0.0	4.1	65.3	30.6		
	FREE/REDUCED LNCH			0.0	25.0	45.0	30.0	0.0
15.0	50.0	35.0	0.0	5.0	65.0	30.0		
	NON FREE/RDU.LNCH			0.0	14.7	38.2	47.1	0.0
2.9	41.2	55.9	0.0	2.9	64.7	32.4		
STATE								
	ALL STUDENTS			0.9	24.3	44.5	30.2	1.2
11.1	60.1	27.6	3.5	17.2	58.4	21.0		
	MALE			1.2	27.6	44.1	27.1	1.5
11.6	58.3	28.6	3.8	16.9	56.6	22.6		
	FEMALE			0.6	21.0	44.9	33.5	0.9
10.5	61.9	26.7	3.1	17.5	60.2	19.2		
	WHITE			0.4	14.7	44.3	40.5	0.6

5.8	56.6	37.0	1.1	8.5	60.2	30.2		
	BLACK			1.9	40.5	44.3	13.3	2.7
20.9	65.4	11.0	8.2	33.4	52.6	5.7		
	HISPANIC			1.3	35.3	46.4	16.9	1.6
16.1	67.1	15.3	5.4	25.3	59.7	9.7		
	ASIAN			0.4	10.4	37.3	52.0	0.6
3.8	41.2	54.3	2.0	7.8	53.1	37.2		
	NATIVE HAWAIIAN/PCIFC ISLNDR			0.0	21.3	42.5	36.2	3.1
7.1	55.9	33.9	4.7	13.3	53.9	28.1		
	NATIVE AMERICAN			1.1	32.7	43.7	22.4	1.4
13.0	66.4	19.2	3.7	22.2	58.8	15.3		
	TWO OR MORE RACES			0.9	19.6	44.2	35.3	0.9
10.5	57.1	31.5	1.9	14.6	58.8	24.6		
	FREE/REDUCED LNCH			1.5	36.3	46.5	15.7	1.9
17.2	66.5	14.3	5.9	26.6	58.4	9.2		
	NON FREE/RDU.LNCH			0.3	11.8	42.4	45.5	0.4
4.6	53.3	41.6	1.0	7.3	58.4	33.3		

43-078-5350-26 Putnam County CUSD 535
 YEAR REPORT CARD DISTRICT SUMMARY

2010-11 SCHOOL

ILLINOIS

STANDARDS ACHIEVEMENT TEST: GRADE 5

READING

MATHEMATICS

-----				-----			
%	%	%	%	%	%	%	%
WARN	BELO	MEET	EXCD	WARN	BELO	MEET	EXCD
Putnam County Elem School							
ALL STUDENTS							
0.0	5.8	73.9	20.3	0.0	15.9	58.0	26.1
MALE							
0.0	3.0	72.7	24.2	0.0	21.2	66.7	12.1
FEMALE							
0.0	8.3	75.0	16.7	0.0	11.1	50.0	38.9
WHITE							
0.0	1.7	76.7	21.7	0.0	15.0	56.7	28.3
IEP							
0.0	10.0	90.0	0.0	0.0	70.0	30.0	0.0
NON-IEP							
0.0	5.1	71.2	23.7	0.0	6.8	62.7	30.5
FREE/REDUCED LUNCH							
0.0	8.3	70.8	20.8	0.0	33.3	50.0	16.7
NON FREE/REDUCED LUNCH							
0.0	4.4	75.6	20.0	0.0	6.7	62.2	31.1
DISTRICT							
ALL STUDENTS							
0.0	5.8	73.9	20.3	0.0	15.9	58.0	26.1
MALE							
0.0	3.0	72.7	24.2	0.0	21.2	66.7	12.1
FEMALE							
0.0	8.3	75.0	16.7	0.0	11.1	50.0	38.9
WHITE							
0.0	1.7	76.7	21.7	0.0	15.0	56.7	28.3
IEP							
0.0	10.0	90.0	0.0	0.0	70.0	30.0	0.0
NON-IEP							
0.0	5.1	71.2	23.7	0.0	6.8	62.7	30.5
FREE/REDUCED LUNCH							
0.0	8.3	70.8	20.8	0.0	33.3	50.0	16.7
NON FREE/REDUCED LUNCH							
0.0	4.4	75.6	20.0	0.0	6.7	62.2	31.1

STATE							
	ALL STUDENTS			0.4	23.2	49.1	27.3
0.5	15.5	64.6	19.4				
	MALE			0.5	26.1	48.8	24.6
0.6	16.5	63.0	19.9				
	FEMALE			0.2	20.1	49.4	30.2
0.4	14.5	66.3	18.8				
	WHITE			0.2	13.7	49.8	36.3
0.2	8.9	64.9	25.9				
	BLACK			0.8	38.5	48.3	12.4
1.3	29.5	62.5	6.6				
	HISPANIC			0.6	34.7	49.5	15.3
0.6	20.8	68.7	9.8				
	ASIAN			0.2	9.8	41.2	48.7
0.4	5.1	48.0	46.5				
	NATIVE HAWAIIAN/PACIFIC ISLANDER			0.0	13.3	49.2	37.5
0.0	10.8	58.5	30.8				
	NATIVE AMERICAN			0.7	28.7	47.9	22.8
0.2	19.7	62.9	17.1				
	TWO OR MORE RACES			0.2	18.1	49.4	32.2
0.3	13.4	63.9	22.3				
	IEP			2.2	59.6	31.6	6.7
2.5	42.1	50.4	5.0				
	NON-IEP			0.1	17.7	51.8	30.5
0.2	11.4	66.8	21.6				
	FREE/REDUCED LUNCH			0.6	35.3	50.2	13.9
0.8	23.7	67.0	8.5				
	NON FREE/REDUCED LUNCH			0.1	10.9	48.0	41.0
0.2	7.2	62.2	30.5				

43-078-5350-26 Putnam County CUSD 535
 YEAR REPORT CARD DISTRICT SUMMARY

2010-11 SCHOOL

ILLINOIS

STANDARDS ACHIEVEMENT TEST: GRADE 6

READING

MATHEMATICS

-----				-----			
%	%	%	%	%	%	%	%
WARN	BELO	MEET	EXCD	WARN	BELO	MEET	EXCD
Putnam County Jr High School							
0.0	11.9	66.1	22.0	0.0	8.5	57.6	33.9
ALL STUDENTS							
0.0	15.6	46.9	37.5	0.0	9.4	56.3	34.4
MALE							
0.0	7.4	88.9	3.7	0.0	7.4	59.3	33.3
FEMALE							
0.0	13.0	68.5	18.5	0.0	9.3	55.6	35.2
WHITE							
0.0	11.8	76.5	11.8	0.0	11.8	64.7	23.5
FREE/REDUCED LUNCH							
0.0	11.9	61.9	26.2	0.0	7.1	54.8	38.1
NON FREE/REDUCED LUNCH							
DISTRICT							
0.0	11.9	66.1	22.0	0.0	8.5	57.6	33.9
ALL STUDENTS							
0.0	15.6	46.9	37.5	0.0	9.4	56.3	34.4
MALE							
0.0	7.4	88.9	3.7	0.0	7.4	59.3	33.3
FEMALE							
0.0	13.0	68.5	18.5	0.0	9.3	55.6	35.2
WHITE							
0.0	11.8	76.5	11.8	0.0	11.8	64.7	23.5
FREE/REDUCED LUNCH							
0.0	11.9	61.9	26.2	0.0	7.1	54.8	38.1
NON FREE/REDUCED LUNCH							
STATE							
0.6	15.5	58.0	25.9	0.2	15.7	56.8	27.3
ALL STUDENTS							
0.7	16.8	56.2	26.3	0.3	19.1	57.1	23.5
MALE							
0.5	14.0	59.9	25.6	0.1	12.2	56.5	31.3
FEMALE							
				0.1	9.4	54.7	35.8
WHITE							

0.3	8.9	56.8	34.0				
	BLACK			0.4	28.1	60.0	11.4
1.3	30.1	58.6	10.0				
	HISPANIC			0.2	21.7	61.6	16.4
0.7	20.5	63.8	15.1				
	ASIAN			0.1	6.0	41.5	52.4
0.2	4.7	38.4	56.6				
	NATIVE HAWAIIAN/PACIFIC ISLANDER			0.0	10.7	55.7	33.6
0.8	9.0	56.6	33.6				
	NATIVE AMERICAN			0.4	18.1	60.4	21.1
0.8	18.1	60.5	20.5				
	TWO OR MORE RACES			0.1	12.9	55.1	31.8
0.4	13.3	57.1	29.1				
	FREE/REDUCED LUNCH			0.3	24.5	61.2	13.9
0.9	24.0	62.0	13.1				
	NON FREE/REDUCED LUNCH			0.1	7.0	52.4	40.5
0.2	7.0	54.1	38.7				

43-078-5350-26 Putnam County CUSD 535
YEAR REPORT CARD DISTRICT SUMMARY

2010-11 SCHOOL

ILLINOIS

STANDARDS ACHIEVEMENT TEST: GRADE 7

MATHEMATICS				READING SCIENCE				
-----				-----				
%	%	%	%	%	%	%	%	%
BELO	MEET	EXCD	WARN	WARN	BELO	MEET	EXCD	WARN
Putnam County Jr High School								
	ALL STUDENTS			0.0	17.5	68.4	14.0	3.5
10.5	66.7	19.3	1.8	8.8	59.6	29.8		
	MALE			0.0	20.0	62.9	17.1	2.9
14.3	62.9	20.0	2.9	8.6	57.1	31.4		
	FEMALE			0.0	13.6	77.3	9.1	4.5
4.5	72.7	18.2	0.0	9.1	63.6	27.3		
	WHITE			0.0	15.1	69.8	15.1	3.8
11.3	64.2	20.8	1.9	9.4	58.5	30.2		
	FREE/REDUCED LNCH			0.0	30.8	61.5	7.7	0.0
23.1	61.5	15.4	7.7	0.0	61.5	30.8		
	NON FREE/RDU.LNCH			0.0	13.6	70.5	15.9	4.5
6.8	68.2	20.5	0.0	11.4	59.1	29.5		
DISTRICT								
	ALL STUDENTS			0.0	17.5	68.4	14.0	3.5
10.5	66.7	19.3	1.8	8.8	59.6	29.8		
	MALE			0.0	20.0	62.9	17.1	2.9
14.3	62.9	20.0	2.9	8.6	57.1	31.4		
	FEMALE			0.0	13.6	77.3	9.1	4.5
4.5	72.7	18.2	0.0	9.1	63.6	27.3		
	WHITE			0.0	15.1	69.8	15.1	3.8
11.3	64.2	20.8	1.9	9.4	58.5	30.2		
	FREE/REDUCED LNCH			0.0	30.8	61.5	7.7	0.0
23.1	61.5	15.4	7.7	0.0	61.5	30.8		
	NON FREE/RDU.LNCH			0.0	13.6	70.5	15.9	4.5
6.8	68.2	20.5	0.0	11.4	59.1	29.5		
STATE								
	ALL STUDENTS			0.4	20.8	58.0	20.8	2.2
13.5	53.9	30.4	5.7	12.4	57.8	24.1		
	MALE			0.6	24.9	56.8	17.7	2.8
15.0	51.7	30.5	6.8	12.4	54.5	26.4		
	FEMALE			0.2	16.5	59.3	24.1	1.5
12.0	56.2	30.3	4.6	12.4	61.3	21.7		
	WHITE			0.2	14.4	58.3	27.1	1.1

8.5	51.4	38.9	2.9	6.8	55.9	34.5		
	BLACK			0.9	34.3	55.7	9.1	4.9
24.4	58.3	12.4	12.3	22.9	58.4	6.5		
	HISPANIC			0.5	26.6	60.9	11.9	2.6
17.7	59.8	19.9	7.5	17.9	63.3	11.3		
	ASIAN			0.2	8.2	48.9	42.6	0.8
4.8	33.6	60.9	2.4	5.3	50.2	42.0		
	NATIVE HAWAIIAN/PCIFC ISLNDR			0.0	13.6	57.4	29.0	0.6
7.1	50.0	42.3	4.2	7.7	59.5	28.6		
	NATIVE AMERICAN			1.0	30.4	55.5	13.1	3.5
19.3	56.4	20.7	8.3	16.3	59.1	16.3		
	TWO OR MORE RACES			0.3	19.2	57.6	22.9	2.1
13.3	52.6	32.0	4.8	11.3	55.9	28.1		
	FREE/REDUCED LNCH			0.7	31.0	58.3	10.0	3.5
20.6	59.4	16.4	9.2	19.3	61.1	10.4		
	NON FREE/RDU.LNCH			0.1	11.2	57.7	30.9	0.9
6.9	48.7	43.4	2.4	5.9	54.7	36.9		

43-078-5350-26 Putnam County CUSD 535
YEAR REPORT CARD DISTRICT SUMMARY

2010-11 SCHOOL

ILLINOIS

STANDARDS ACHIEVEMENT TEST: GRADE 8

READING

MATHEMATICS

-----				-----			
%	%	%	%	%	%	%	%
WARN	BELO	MEET	EXCD	WARN	BELO	MEET	EXCD
Putnam County Jr High School							
0.0	12.1	56.1	31.8	0.0	7.6	84.8	7.6
ALL STUDENTS							
0.0	24.2	51.5	24.2	0.0	12.1	84.8	3.0
MALE							
0.0	0.0	60.6	39.4	0.0	3.0	84.8	12.1
FEMALE							
0.0	13.6	54.2	32.2	0.0	6.8	84.7	8.5
WHITE							
0.0	15.0	75.0	10.0	0.0	10.0	90.0	0.0
FREE/REDUCED LUNCH							
0.0	10.9	47.8	41.3	0.0	6.5	82.6	10.9
NON FREE/REDUCED LUNCH							
DISTRICT							
0.0	12.1	56.1	31.8	0.0	7.6	84.8	7.6
ALL STUDENTS							
0.0	24.2	51.5	24.2	0.0	12.1	84.8	3.0
MALE							
0.0	0.0	60.6	39.4	0.0	3.0	84.8	12.1
FEMALE							
0.0	13.6	54.2	32.2	0.0	6.8	84.7	8.5
WHITE							
0.0	15.0	75.0	10.0	0.0	10.0	90.0	0.0
FREE/REDUCED LUNCH							
0.0	10.9	47.8	41.3	0.0	6.5	82.6	10.9
NON FREE/REDUCED LUNCH							
STATE							
0.4	13.3	54.5	31.8	0.2	14.8	74.9	10.1
ALL STUDENTS							
0.5	15.1	53.1	31.3	0.3	17.9	73.0	8.9
MALE							
0.3	11.5	56.0	32.2	0.1	11.6	76.8	11.5
FEMALE							
				0.1	9.7	75.9	14.3
WHITE							

0.3	8.4	50.9	40.5				
	BLACK			0.3	25.6	71.7	2.4
0.8	25.4	60.6	13.2				
	HISPANIC			0.2	19.7	76.0	4.1
0.5	17.0	61.8	20.8				
	ASIAN			0.1	5.9	70.6	23.4
0.2	3.7	34.3	61.9				
	NATIVE HAWAIIAN/PACIFIC ISLANDER			0.6	9.7	73.3	16.4
1.2	8.5	48.5	41.8				
	NATIVE AMERICAN			0.0	20.8	74.0	5.2
1.1	19.4	55.3	24.2				
	TWO OR MORE RACES			0.1	14.3	73.4	12.2
0.6	11.8	54.3	33.3				
	FREE/REDUCED LUNCH			0.3	22.7	73.5	3.4
0.7	20.6	61.3	17.4				
	NON FREE/REDUCED LUNCH			0.1	7.8	76.1	16.1
0.2	6.8	48.4	44.6				

LEGISLATIVE DIST. 38
O F E D U C A T I O N

I L L I N O I S S T A T E B O A R D
PART 14

43-078-5350-26 Putnam County CUSD 535
YEAR REPORT CARD DISTRICT SUMMARY

2010-11 SCHOOL

EXAMINATION : NUMBER OF TEST TAKERS AND AVERAGE SCORES PRAIRIE STATE ACHIEVEMENT

MATHEMATICS	SCIENCE	TEST TAKERS	READING
SCHOOL NAME		-----	-----
-----	-----		
Putnam County High School		75	150
150	153		
	DISTRICT	75	150
150	153		
	STATE	145,616	156
156	157		

43-078-5350-26 Putnam County CUSD 535
YEAR REPORT CARD DISTRICT SUMMARY

2010-11 SCHOOL

PRAIRIE STATE

ACHIEVEMENT EXAMINATION: GRADE 11

MATHEMATICS			READING SCIENCE					
-----			-----					-----
%	%	%	%	%	%	%	%	%
BELO	MEET	EXCD	WARN	BELO	MEET	EXCD	EXCD	WARN
Putnam County High School								
	ALL STUDENTS			16.0	46.7	36.0	1.3	17.3
41.3	41.3	0.0	13.3	46.7	40.0	0.0		
	MALE			20.0	57.1	22.9	0.0	20.0
42.9	37.1	0.0	14.3	42.9	42.9	0.0		
	FEMALE			12.5	37.5	47.5	2.5	15.0
40.0	45.0	0.0	12.5	50.0	37.5	0.0		
	WHITE			13.4	47.8	38.8	0.0	14.9
41.8	43.3	0.0	11.9	46.3	41.8	0.0		
	FREE/REDUCED LNCH			18.8	43.8	31.3	6.3	25.0
25.0	50.0	0.0	12.5	50.0	37.5	0.0		
	NON FREE/RDU.LNCH			15.3	47.5	37.3	0.0	15.3
45.8	39.0	0.0	13.6	45.8	40.7	0.0		
DISTRICT								
	ALL STUDENTS			16.0	46.7	36.0	1.3	17.3
41.3	41.3	0.0	13.3	46.7	40.0	0.0		
	MALE			20.0	57.1	22.9	0.0	20.0
42.9	37.1	0.0	14.3	42.9	42.9	0.0		
	FEMALE			12.5	37.5	47.5	2.5	15.0
40.0	45.0	0.0	12.5	50.0	37.5	0.0		
	WHITE			13.4	47.8	38.8	0.0	14.9
41.8	43.3	0.0	11.9	46.3	41.8	0.0		
	FREE/REDUCED LNCH			18.8	43.8	31.3	6.3	25.0
25.0	50.0	0.0	12.5	50.0	37.5	0.0		
	NON FREE/RDU.LNCH			15.3	47.5	37.3	0.0	15.3
45.8	39.0	0.0	13.6	45.8	40.7	0.0		
STATE								
	ALL STUDENTS			10.1	38.9	40.7	10.4	10.0
38.7	43.1	8.2	8.6	42.2	39.6	9.6		
	MALE			12.7	39.3	38.2	9.8	10.6
35.9	43.3	10.2	9.0	38.6	40.1	12.3		
	FEMALE			7.5	38.5	43.2	10.9	9.4
41.5	42.9	6.2	8.1	45.8	39.2	6.9		
	WHITE			6.1	29.6	49.4	14.9	5.3

29.8	53.5	11.4	4.2	31.3	50.4	14.0		
	BLACK			18.5	56.7	23.2	1.6	23.0
56.8	19.6	0.6	19.9	63.2	16.2	0.7		
	HISPANIC			14.7	52.2	30.0	3.1	13.2
51.9	33.0	1.9	11.9	58.1	27.7	2.2		
	ASIAN			6.7	27.3	46.3	19.7	3.2
19.0	52.0	25.7	3.9	25.7	49.3	21.2		
	NATIVE HAWAIIAN/PCIFC ISLNDR			8.0	43.8	41.6	6.6	5.8
40.1	46.7	7.3	2.9	49.6	38.7	8.8		
	NATIVE AMERICAN			12.5	42.4	36.7	8.4	11.9
42.5	40.3	5.3	8.6	48.1	38.0	5.3		
	TWO OR MORE RACES			7.6	35.9	43.6	12.9	8.5
38.6	44.1	8.7	6.5	40.2	41.8	11.5		
	FREE/REDUCED LNCH			17.1	53.1	27.3	2.6	17.8
53.4	27.3	1.5	15.6	59.0	23.6	1.8		
	NON FREE/RDU.LNCH			5.5	29.7	49.4	15.4	5.0
29.1	53.4	12.5	4.0	31.3	50.0	14.6		

LEGISLATIVE DIST. 38
OF EDUCATION

I L L I N O I S S T A T E B O A R D
PART 23

43-078-5350-26 Putnam County CUSD 535
YEAR REPORT CARD DISTRICT SUMMARY

2010-11 SCHOOL

DISTRICT STATISTICS
INFORMATION

EDUCATOR

	% WHITE	% BLACK	% HISPANIC	% ASIAN	% NAT. HAWAIIAN PACIFIC ISLANDER	% NAT
AMER	% TWO/MORE RACES	% UNKOWN	% MALE	% FEMALE	TOTAL	
DISTRICT	98.5	0.0	1.5	0.0	0.0	0.0
0.0	0.0	26.3	73.7	69		
STATE	82.4	6.1	5.0	1.2	0.1	0.1
0.7	4.3	23.1	76.9	128,262		

AVERAGE FOR DISTRICTS OF:		High-Poverty		DISTRICT	STATE
SAME TYPE*	SIMILAR SIZE*	DIST	STATE	Low-Poverty	AVERAGE
				AVERAGE	AVERAGE
				DIST	STATE
	YEARS OF TEACHING EXP			15.7	13.2
13.5	14.6		13.0	12.9	
	% OF TEACHERS WITH: BACHELOR'S DEGREE			57.7	39.5
42.9	59.5		41.4	31.5	
	MASTER'S DEGREE/+			42.3	60.4
57.0	40.3		58.5	68.4	
	PUPIL-TEACHER RATIO: ELEMENTARY (PK-8)			14.5 : 1	18.8 : 1
19.8 : 1	17.3 : 1				
	SECONDARY (9-12)			12.5 : 1	18.9 : 1
18.6 : 1	15.1 : 1				
	PUPIL-CERTIFIED STAFF RATIO			11.5 : 1	13.6 : 1
14.1 : 1	13.0 : 1				
	PUPIL-ADMIN RATIO			182.8 : 1	211.3 : 1
228.7 : 1	200.2 : 1				

FINANCIAL INFORMATION

TEACHER SALARY		\$50,104	\$64,978
\$62,659	\$51,617 (2010-2011)		
ADMINISTRATOR SALARY		\$90,570	\$109,759
\$103,122	\$93,021 (2010-2011)		
EAV PER PUPIL		\$144,801	--
\$169,647	\$107,410 (2008)		
TOTAL SCHOOL TAX RATE PER \$100		3.76	--
3.55	4.32 (2008)		
INSTRUCTIONAL EXPENDITURE PER PUPIL		\$6,395	\$6,773
\$6,548	\$5,409 (2009-2010)		
OPERATING EXPENDITURE PER PUPIL		\$9,949	\$11,537
\$11,099	\$9,268 (2009-2010)		

%		DISTRICT	DISTRICT	DISTRICT %	STATE %	STATE
	EXPENDITURE BY FUNCTION - 2009-10			-----	-----	-----
--	REVENUE BY SOURCE 2009-10	-----		-----	-----	
	INSTRUCTION		\$5,395,106		51.7	47.5
LOCAL	PROPERTY TAXES \$6,710,990	68.2	58.9			
	GENERAL ADMINISTRATION		\$319,194		3.1	3.2
OTHER LOCAL	FUNDING \$607,721	6.2	6.4			
	SUPPORTING SERVICES		\$3,096,711		29.7	31.5
GENERAL STATE	AID \$385,324	3.9	14.9			
	OTHER EXPENDITURES		\$1,623,683		15.6	17.7
OTHER STATE	FUNDING \$1,250,071	12.7	7.5			
FEDERAL	FUNDING \$879,468	8.9	12.4			
	EXPENDITURE BY FUND - 2009-10					
TOTAL	REVENUE \$9,833,574					
	EDUCATION		\$7,378,581		70.7	72.9
	OPERATIONS AND MAINTENANCE		\$1,028,798		9.9	6.0
	TRANSPORTATION		\$657,323		6.3	3.8
*DISTRICTS BY TYPE AND SIZE (ENROLLMENT)						
	DEBT SERVICE		\$0		0.0	7.2
	TORT		\$76,961		0.7	1.2
SMALL	MEDIUM	LARGE				
	MUNICIPAL RETIREMENT/SOCIAL SECURITY		\$225,830		2.2	1.9

	FIRE PREVENTION AND SAFETY		\$163,502		1.6	0.7
ELEMENTARY	UNDER 275	275-1820	OVER 1820			
	SITE & CONSTRUCTION/CAPITAL IMP		\$903,699		8.7	6.4
HIGH SCHOOL	UNDER 656	656-3698	OVER 3698			
	TOTAL EXPENDITURES		\$10,434,694			
UNIT DIST.	UNDER 515	515-1916	OVER 1916			

Transportation Report

While the month of September was a smooth start with Illinois Central, I am disappointed to note that several problems have arisen in October. We have been addressing these concerns as they arise. I plan to schedule a bus fleet inspection in the near future, making certain that all potential safety issues are addressed.

October 6 **An Illinois Central school bus driver came into my office to discuss safety concerns and bus schedules. After checking with principals and Illinois Central, I realized that the bus schedules were still running smoothly. Apparently four of the bus drivers were having disagreements with one another. I asked the driver to provide specific bus safety concerns so that I could address them.**

October 11 **A bus driver reported that the bus safety certificate had expired on her bus. I was in a meeting with another individual; so Mrs. LeRette called the bus company to inform them.**

October 13 **Concerns have been expressed regarding the Pre-K bus monitor leaving before the route is finished. Janice has monitored this situation, and I called Illinois Central on October 14 to inform them. They are addressing the problem.**

State Funding Update

The State has made all past due payments to our district from the previous fiscal year. While that is excellent news, we now begin tracking the amount they are behind in this new fiscal year. The following figures represent the amount the State is behind in FY12.

Early Childhood	\$60,000
Special Ed	\$92,424
Drivers' Ed	\$3,134
Transportation	\$52,008
Free/Reduced Lunch	\$169
Total	\$207,735

*Thus far, we have received our GSA and CPPRT payments from the State in the new fiscal year.

Investment Report

No CDs were due during this past month, but I continue to check money market rates in area banks. I will share more information at the Board of Education meeting on Monday, October 17.

**RESOLUTION OF THE BOARD OF EDUCATION OF
PUTNAM COUNTY C.U.S.D. #535
IN SUPPORT OF THE MARSHALL-PUTNAM-WOODFORD
REGIONAL OFFICE OF EDUCATION**

WHEREAS, the Board of Education of Putnam County CUSD 535 has determined that it is beneficial to the students and staff of our school district that the duties provided by the Regional Offices of Education can be provided more effectively, efficiently and economically if provided locally and

WHEREAS, the Board of Education of Putnam County CUSD 535 recognizes that those duties that are best delivered at the local level are: issuing, registering and renewing certified staff members certificates, administering GED testing, approving school calendars, conducting hearings for school district reorganizations, administering truancy intervention and Safe School Alternative Education Programs, checking bonding of school treasurers, visiting and inspecting each public school annually, providing courses in safety and first aid for bus drivers, coordinating staff development and administrative academy programs, assisting school districts-fgffectively implement newly passed education reform legislation, as well as many more duties.

NOW, THEREFORE, BE IT RESOLVED by the Putnam County CUSD 535 Board of Education that we strongly support the Marshall-Putnam-Woodford Regional Office of Education and furthermore, funding for the regional offices throughout the state should be provided by the State of Illinois and not through funds derived locally.

Recommendation to Post School Bus Driver Position

As superintendent, I recommend posting the position for school bus driver in Putnam County CUSD 535. The following job description and salary provide the details of this position.

The school bus driver position for Putnam County CUSD 535 is established to provide safe student transportation services with specific responsibilities for transporting students on scheduled routes, ensuring that the vehicle is in safe operating condition and ensuring safety of students during transport, loading, and unloading from buses.

The person in this position reports to the transportation manager of the district, the superintendent of Putnam County CUSD 535.

The rate of pay for the 2011/2012 school year will be \$15.00 per hour. The usual amount of hours per day is three and one half hours.

Rationale

As previously explained to the Board, we are utilizing our yellow mini bus for the Circuit Breaker route, providing a considerable savings to our district. The Circuit Breaker route previously cost our district \$27,492 for one year. The new bus driver, including the IMRF payment, will cost \$9,567.39. An additional cost will be the total gas used for that route. While that cost can fluctuate, it will certainly reflect considerable savings to the district.

District Goal

Maintain strong fiscal responsibility in the Putnam County School District.

PUTNAM COUNTY CUSD #535
BOARD OF EDUCATION EXECUTIVE SESSION AGENDA
OCTOBER 17, 2011
6:30 P.M.

- I. Personnel
 - Superintendent's Contract
 - JH Coaches
 - Eric Ciucci – golf coach
 - Doug Veronda Resignation
 - Ed Schmidt's Retirement



Where all students will learn and succeed, and all means ALL

Carl B. Carlson - Principal
carlsonc@putnam.k12.il.us

Putnam County Junior School
13183 North 350th Avenue
McNabb, Illinois 61335

“Where CHARACTER COUNTS!”
Phone (815) 882-2800 Ext. 3
Fax (815) 882-2299

October 5, 2011

To Putnam County School Board Members:

It is the recommendation to hire the following people to fill the vacancies for the coaching assignments listed below at Putnam County Junior High School:

<u>Name</u>	<u>Assignment</u>
John Slingsby	Head 5 th /6 th Grade Boys’ Basketball Coach
Carl Carlson	Assistant 5 th /6 th Grade Boys’ Basketball Coach Assistant JH Boys’ Basketball Coach

I wanted to provide other information regarding the recommendations listed above. It had been brought to my attention at the end of the season last year, that there might be concerns with me serving in a coaching capacity and conflicting with me working as a building principal. I have had all the coaching vacancies for this school year posted since June of 2011. I took the opportunity to campaign the communities over the summer about the vacancies. To this point, I have not had one single person step forward willing to take on any of the duties I have listed next to my name. I even went out and asked a few parents of current players to see if they would be interested in taking on, sharing, or helping out in any way possible. Again, that venture has not produced any takers.

If you remember, I did not have more than two people willing to step forward to coach junior high baseball. I only had two people step forward for the cheerleading sponsorship. It is getting very difficult to find people interested in serving in extracurricular duties. I am not one to force the duty onto someone. I firmly believe if someone does not want to be there or does not have the knowledge or perhaps passion that will only lead to bigger problems down the line.

If the school board has any concerns with my serving in the capacity listed above, I would be more than happy to discuss those at the upcoming school board meeting. I have served as varsity basketball coach for ten years, an assistant high school basketball coach for two years, and a junior high basketball coach for two years. I even served as a varsity coach while serving as a district athletic director. I understand the importance of time management and that my primary duties are those of being a building principal. Again, I am excited about the possibility of taking on these duties as I see the privilege of coaching to be an extension of the school and classroom. It is also an opportunity to demonstrate and teach good leadership skills.

Yours in education,
Carl B. Carlson
Principal
Putnam County Junior High

Recommendation to Approve Coaching Assignments

As superintendent, I recommend that we approve the attached coaching assignments for the junior high.

Rationale

Mr. Carlson has provided his rationale for these coaching assignments. I had informed him last spring that he should advertise for the assistant junior high basketball coaching position and that he should not plan on taking this position. He posted this position and found no replacement. If needed, we can discuss this further in executive session.

District Goal

Improve communication among all stakeholders in the Putnam County School District and communities.

Recommendation to Accept the Resignation of Freshman Boys' Basketball Coach Doug Veronda

As superintendent, I recommend accepting with regret the resignation of Doug Veronda as the freshman boys' basketball coach.

Rationale

Mr. Peterson and Mr. Garcia have informed me that Coach Veronda's letter of resignation will be provided by Monday's Board meeting. While I asked for this letter to include in BoardBook, we have not yet received it. If we do not receive it, we will not act upon this. The reason I am recommending action at this time is the need to move forward with hiring a new freshman coach before basketball season begins.

District Goal

Improve communication among all stakeholders in the Putnam County School District and communities.

402 E. Silverspoon Ave.
Granville, Ill. 61326



Office (815) 882-2800
FAX (815) 339-2628

Putnam County High School

Community Unit School District #535

To: Board of Education

To: Jay McCracken

I would like to recommend Eric Ciucci as the girls' golf coach. He has been a volunteer for the program the last two years. Our numbers have increased because of his work with the girls. We have now an established girls' golf schedule, so we need that position filled and I feel Eric will do a great job.

Thank you,

Bob Peterson

Recommendation to Hire Eric Ciucci as the girls' golf coach

As superintendent, I recommend hiring Eric Ciucci as the girls' golf coach for the 2011/2012 school year.

Rationale

Please refer to Mr. Peterson's recommendation. Mr. Peterson did post the position, and he is recommending to hire Eric Ciucci at this time. We have met with the union on this issue, and we have discussed the listed stipend in our collective bargaining agreement. According to the listed stipend, he would be paid \$2000. This amount was included in our annual budget.

District Goal

Maintain strong fiscal responsibility in the Putnam County School District.

SUPERINTENDENT'S EMPLOYMENT CONTRACT

AGREEMENT made this 17th day of October, 2011, between the BOARD OF EDUCATION OF THE PUTNAM COUNTY COMMUNITY UNIT SCHOOL DISTRICT #535, COUNTY OF PUTNAM, STATE OF ILLINOIS, hereinafter referred to as the "Board," and JAY MCCRACKEN, hereinafter referred to as the "Superintendent."

W I T N E S S E T H:

A. EMPLOYMENT AND COMPENSATION

1. The Board hereby employs the Superintendent for the term of FOUR (4) years, commencing July 1, 2011, and terminating on June 30, 2015, salary not to exceed One-Hundred and Two-Thousand, Six-Hundred and Thirty-Four Dollars (\$102,634.00) per year, payable in equal installments in accordance with the rules of the Board governing payments of other administrative staff members in the District; the Superintendent hereby accepts employment upon the terms and conditions hereinafter set-forth.
2. In addition to the annual salary stated in paragraph A.1 of this contract, the Board on behalf of the Superintendent will contribute to the State of Illinois Teachers' Retirement System an amount equal to and in satisfaction of the Superintendent's required contribution to said Teachers' Retirement System and the Teachers' Health Insurance Security Fund. These contributions are to be paid directly by the Board to TRS on the Superintendent's behalf, and are being paid in lieu of and in satisfaction of the Superintendent's required contributions pursuant to Section 414(h)(2) of the Internal Revenue Code, 26 U.S.C.A. §414(h)(2). The parties acknowledge that the Superintendent does not have the option of choosing to receive the contributed amounts directly, except as they might become available from TRS upon retirement or resignation; and that such contributions are made as a condition of employment to secure the Superintendent's future services, knowledge and experience.
3. The Board hereby retains the right to adjust the annual salary of the Superintendent subject to his approval during the term of this Contract, but in no event will the annual salary be less than the salary agreed to for the preceding year. The annual increase, if any, will take into consideration any increase to the Superintendent's TRS and THIS contribution rate as set-forth in paragraph A.2. Any salary or other adjustment or modification made during the life of this Contract shall be in the form of a written amendment and shall become a part of this Contract, but such adjustment or modification shall not be construed as a new contract with the Superintendent, or as an extension of the termination date of this Contract. The Board may, by specific action, extend the termination date of the existing Contract in compliance with Section D below.
4. This Contract is conditioned upon the Superintendent holding a valid and properly registered certificate issued by the State of Illinois Teachers' Certification Board

qualifying him to act as a Superintendent of the School District for the duration of this Contract. Should the Superintendent not be able to obtain or maintain a valid and properly registered certificate issued by the State of Illinois Teachers' Certification Board allowing him to act as a Superintendent of the School District, then this Contract shall immediately become null and void.

5. Pursuant to Section 10-21.9 of The School Code, 105 ILCS 5/10-21.9, Boards of Education are prohibited from knowingly employing a person who has been convicted of committing or attempting to commit the offenses enumerated therein. If the criminal background investigation required by Illinois law is not completed at the time this Contract is executed, and the subsequent investigation reveals there has been such a conviction, then this agreement shall immediately become null and void.
6. The Superintendent acknowledges that, pursuant to Section 10-23.8 of The School Code, 105 ILCS 5/10-23.8, he waives any right to tenure in the School District by virtue of entering into this multi-year Contract and any multi-year extension thereof.
7. Any time at the Board's discretion, the Superintendent shall have a comprehensive physical and/or mental examination by a physician licensed to practice medicine in all its branches mutually agreed upon by the parties at the expense of the Board. The Board shall receive a written report of any and all such examinations.

B. BENEFITS

1. The Board shall reimburse the Superintendent for mileage incurred in the performance of his duties at the current Internal Revenue Service recognized rate. The Superintendent is to fill out a voucher form for reimbursement as mileage expenses are incurred.
2. The Board shall reimburse the Superintendent for Board reasonable monthly expenses incurred in the performance of his duties. Itemization shall be made by the Superintendent of all expenses incurred and a voucher shall be submitted in support of the claim for reimbursement.
3. The Superintendent shall be entitled to a paid vacation of twenty-four (24) working days in each contract year, provided, however, that any vacation taken shall be approved in advance by the Board. Vacation must be taken within twelve to eighteen-months of being earned. Any unused vacation days shall not accumulate and shall be lost at the end of this period of the contract year. The Superintendent shall also be entitled to all legal school holidays. Christmas, Spring, and Summer recess periods shall constitute working days unless specifically scheduled and credited toward the vacation days listed above.
4. The Superintendent shall be granted sick leave, as defined in Section 24-6 of The School Code, 105 ILCS 5/24-6, of 15 working days per year, which may accumulate to a maximum of 340 days. In addition, the Superintendent shall be

granted two (2) days of personal leave each year. Any unused personal leave not used at the end of the contract year shall be credited to the Superintendent=s sick leave.

5. The Board shall provide the Superintendent with full family hospitalization and medical insurance, and life insurance, as is made available to other employees of the District.
6. The Superintendent shall be reimbursed for the cost of annual membership dues in the Illinois Association of School Administrators and any other professional organization that might be approved by the Board. The Superintendent is expected to attend appropriate professional meetings at the local and state levels and, subject to prior Board approval, at the national level. All reasonable expenses incurred shall be paid by the Board in accordance with Board policy.
7. The Superintendent is encouraged to participate in local civic and fraternal organizations in the interest of promoting a better understanding of the District and its concerns. Subject to its prior approval, the Board shall pay the dues incurred through membership in such organizations.

C. POWERS AND DUTIES

1. The Superintendent shall have charge of the administration of the schools under the direction of the Board; he shall be the chief executive officer for the Board; he shall recommend the selection of, and direct and assign, teachers and other employees of the School District under his supervision; he shall organize and direct the administrative and supervisory staff; he shall make recommendations to the Board concerning the budget, building plans, location of sites and the selection of textbooks, instructional material and courses of study; he shall direct the keeping of all records and accounts and aid in the making of all reports as required by the Board; he shall recommend rules, regulations and procedures deemed necessary for the welfare of the School District; and, in general, he shall perform all other duties incident to the office of the Superintendent as may be prescribed by the Board from time to time.
2. The Superintendent shall devote as much time, attention and energy to the business of the District and related professional activities. With the permission of the Board, the Superintendent may attend university courses, seminars or other professional growth activities; serve as a consultant to another district or educational agency for a short-term duration without loss of salary; lecture; and engage in writing activities and speaking engagements. The Superintendent may not jeopardize the functioning of the School District by any lengthy and conspicuous absence for such professional activities.

D. STUDENT PERFORMANCE AND ACADEMIC IMPROVEMENT GOALS

The Superintendent acknowledges that pursuant to Section 10-23.8 of The School Code, 105 ILCS 5/10-23.8, this multi-year contract is subject to the following student performance and academic improvement performance-based criteria:

The Superintendent will lead the administrative team to implement a growth model for student achievement, providing a minimum of quarterly reports to the Board of Education regarding student achievement. The Superintendent will develop clear, user-friendly reports of student achievement data in conjunction with the administrative team. These reports may indicate formative or summative outcomes for student achievement.

As part of the annual evaluation, the parties shall meet to review and assess the Superintendent's overall performance and progress towards the goals and criteria listed above, and any other objectives established by the Board. This Contract may be extended at the end of any contract year by mutual agreement if all of the student performance and academic improvement goals set herein are met.

E. TERMINATION

1. This employment Contract may be terminated by:
 - a. Mutual agreement;
 - b. Permanent disability;
 - c. Discharge for cause;
 - d. Death.
2. The Board may terminate this Contract for reasons of permanent disability or incapacity at any time after the Superintendent has exhausted his sick leave pursuant to Illinois law and the terms of this contract, or has been absent from his employment for a continuous period of three (3) months or presents to the Board a physician's statement certifying that he is permanently disabled or incapacitated. All obligations of the Board shall cease upon written notice of termination for permanent disability or incapacity, provided that the Superintendent shall be entitled to a hearing before the Board if he so requests. The Board reserves the right to require the Superintendent to submit to a medical examination, either physical or mental, whenever the Board deems the Superintendent disabled. Such examination shall be performed by a physician licensed to practice medicine in all its branches, who is selected and paid by the Board. The Superintendent expressly agrees that the physician shall prepare a detailed report of the state of his physical and/or mental health and submit it to the Board of Education.

3. Throughout the term of this agreement, the Superintendent shall be subject to discharge for cause. Reasons for discharge for cause shall be given in writing to the Superintendent who shall be entitled to notice and a hearing before the Board in executive session to discuss such causes. If the Superintendent chooses to be accompanied by legal counsel, he shall bear any costs therein involved. The board hearing shall be conducted in executive session.

F. EVALUATION

The Board and Superintendent agree that annually they shall mutually discuss and evaluate their working relationship, rapport and understanding. By February 1st of each year of the agreement, the Superintendent's performance shall be appraised by the Board and a written evaluation of that performance given to the Superintendent. After such evaluation, the parties shall schedule a meeting to review the evaluation and determine, if necessary, the terms and conditions of the continued future employment of the Superintendent.

G. REAPPOINTMENT

By January 1 of the year in which this agreement expires, the Superintendent shall notify the Board in writing that the agreement is due to expire at the end of the contract year. If such notice is properly given, the Board shall notify the Superintendent by March 1 as to whether or not it wishes to extend the contract. Failure of the Board to notify the Superintendent by March 1 of the last year of the contract whether or not it wishes to extend the contract shall extend this contract for one additional year at the same compensation rate as the last year of the contract. Except, the Board shall not be required to provide this notice by March 1 if the Superintendent fails to notify the Board in writing of its obligations under this section by January 1 as described herein. Reasons for non-renewal shall be given in writing to the Superintendent who shall be entitled to notice and a hearing before the Board in executive session to discuss such reasons. If the Superintendent chooses to be accompanied by legal counsel, he shall bear any costs therein involved. The board hearing shall be conducted in executive session.

H. RESIDENCY

The Superintendent shall maintain residency in the School District while at all time employed by the Board.

I. NOTICE

Any notice required to be given under this agreement shall be deemed sufficient if it is in writing and sent by mail to the last known residence of the Superintendent or the President of the Board.

J. MISCELLANEOUS

1. This contract has been executed in the State of Illinois and shall be governed in accordance with the laws of the State of Illinois in every respect.
2. Paragraph headings and numbers have been inserted for the convenience of reference only; should there be any conflict between any such headings or numbers and the text of this contract, the text shall control.
3. This contract may be executed in one or more counterparts each of which shall be considered an original, and all which taken together shall be considered one and the same instrument.
4. This contract contains all the terms agreed upon by the parties with respect to the subject matter of this contract and supersedes all prior contracts, arrangements and communications between the parties concerning such subject matter, whether oral or written. No modification or amendment of this contract shall be valid or binding on the parties unless it is in writing and executed by the Board and Superintendent.

IN WITNESS WHEREOF, the parties have executed this contract this ____ day of October, 2011.

BOARD OF EDUCATION OF PUTNAM
COUNTY COMMUNITY UNIT SCHOOL
DISTRICT 535
COUNTY OF PUTNAM
STATE OF ILLINOIS

By: _____
President

ATTEST:

Secretary

SUPERINTENDENT

Jay McCracken

RESOLUTION AUTHORIZING EMPLOYMENT OF SUPERINTENDENT

WHEREAS, the Board of Education has determined to continue to employ the individual named herein as superintendent on a multiple year basis effective July 1, 2011 through June 30, 2015 pursuant to Section 5/10-23.8 of The School Code;

WHEREAS, this contract extension is entered into by the Board of Education after finding that the individual named herein as superintendent has satisfied all current student performance and academic improvement goals.

NOW, THEREFORE, Be It Resolved by the Board of Education of Putnam County Community Unit School District No. 535, County of Putnam, State of Illinois, as follows:

Section 1: The Board of Education shall employ Jay McCracken as Superintendent of Schools for a four (4) year period effective July 1, 2011 through June 30, 2015, subject to the terms and provisions of a written contract of employment as set-forth in the Exhibit attached hereto.

Section 2: The President and Secretary of the Board of Education are hereby authorized and directed to execute on behalf of the Board a written contract of employment designating Jay McCracken as Superintendent, subject to the terms and provisions as set-forth in the Exhibit attached hereto.

Section 3: This Resolution shall be in full force and effect forthwith upon its passage.

ADOPTED this 17th day of October, 2011, by the following vote:

AYES:

NAYS:

ABSENT:

President, Board of Education

ATTEST:

Secretary, Board of Education

Recommendation to Approve Retirement Agreement for Ed Schmidt

As superintendent, I recommend that Ed Schmidt's retirement agreement drafted by Dennis Weedman, our attorney, be passed by the Board of Education.

Rationale

As you recall, we discussed this issue at our September Board meeting, and the Board agreed to have our attorney draft the attached retirement agreement. This is consistent with previous action by our Board, and the union leadership has been fully informed.

District Goal

Maintain strong fiscal responsibility in the Putnam County School District.

RETIREMENT AWARD AGREEMENT

Whereas, On May 18, 2009, Edward Schmidt provided Putnam County CUSD 535 with an irrevocable notice of intent to retire at the end of the 2011-2012 school year;

Whereas, Putnam County CUSD 535 accepted Edward Schmidt’s irrevocable notice of intent to retire at a duly convened meeting of the Board of Education on May 18, 2009, thereby entitling Edward Schmidt to receive a retirement incentive payment pursuant to Article VI, Section 6.3 of the 2007 – 2010 collective bargaining agreement between the Putnam County Board of Education and the Putnam County Education Association for the 2009-2010, 2010-2011 and 2011-2012 school years;

Whereas, Article VI, Section 6.3 – Teachers’ Early Retirement Incentive, Subsection F of the collective bargaining agreement allows the parties to mutually agree to alter the terms of an otherwise valid retirement award arrangement when the teacher experiences a major life-altering event;

Whereas, Putnam County CUSD 535 and Edward Schmidt wish to alter the terms of their retirement award arrangement and extend the term of the pre-retirement period, but not the monetary benefit, through June 30, 2013.

Now Therefore, Putnam County CUSD 535 (hereinafter “Employer” or “District”) and Edward Schmidt (hereinafter “Teacher”) wish to alter the terms of their previous retirement award arrangement upon agreement to the following provision:

Teacher’s last day of service to the District shall be extended from June 30, 2012 to June 30, 2013, at which time Teacher’s employment with the District shall permanently terminate. The Teacher shall be entitled to receive the six percent (6%) retirement incentive award payment provided for in accordance with Article VI, Section 6.3 of the 2007 – 2010 collective bargaining agreement through the conclusion of the 2011-2012 school year only. For the 2012-2013 school year, Teacher’s salary shall be calculated as if he had not received the six percent (6%) incentive payment over the three (3) year pre-retirement period, and, instead, shall receive as salary the salary he would have been entitled to receive under Article VII, Section 7.1 of the collective bargaining agreement had he not received a retirement incentive payment. Under this scenario, Teacher’s salary for the 2012-2013 school year shall be \$56,515.56.

For the Employer

Teacher

Date

Date