

Intermediate District 287

Responsive. Innovative. Solutions.



Intermediate District 287

Regular Meeting

Thursday, May 28, 2009 6:30 PM

Intermediate District 287 School Board Meeting Agenda

Thursday, May 28, 2009 at 6:30 PM
Regular Meeting
District Service Center Board Room

1. CALL TO ORDER
2. APPROVAL OF GENERAL MEETING AGENDA 3
3. OPEN FORUM
4. APPROVAL OF CONSENT AGENDA 5
5. SHARE THE SUCCESS & RECOGNITIONS David Nunez 16
6. SUPERINTENDENT'S REPORT - None
7. INSTRUCTIONAL REPORT - None
8. ADMINISTRATIVE SERVICES REPORT
 - A. Financial Report 17
 - B. Facilities Report 30
 - C. Human Resource Report - Closed Session 72
Pursuant to Minnesota Statutes, section 13D.05, subdivisions 2 and 3,
this agenda item will be closed for preliminary considerations of
allegations against one or more of its employees, and, a discussion
with its attorneys.
9. BOARD BUSINESS
 - A. Policy Review & Revision
 - B. Board Reports
 - 1. Chair Report
 - 2. AMSD Report
 - C. District News 82
 - D. Once Around the Table
10. ADJOURNMENT

Intermediate District 287

Responsive. Innovative. Solutions.

GENERAL MEETING OF THE BOARD

THURSDAY, May 28, 2009

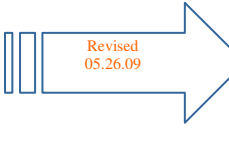
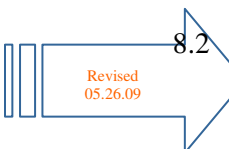
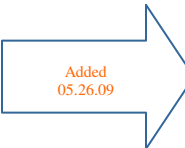
6:30PM @ DSC

AGENDA

A = Action
R = Roll Call
I = Information
- Page #

1. **CALL TO ORDER**.....A
2. **APPROVAL OF GENERAL MEETING AGENDA**.....A
3. **OPEN FORUM FOR COMMUNITY COMMENTS**.....I
4. **APPROVAL OF CONSENT AGENDA**.....A
 - 4.1 General Board Meeting Minutes from May 14, 2009 -5
 - 4.2 Amended General Board Meeting Minutes from April 23, 2009 -8
 - 4.3 Routine Human Resource Activities May 2009 -11
5. **SHARE THE SUCCESS & RECOGNITIONS**
 - 5.1 Qwest Teacher & Technology Grant Winner “David Nunez”.....I -16
Russ Jowers, representing Qwest, recently announced that David Nunez, Instructor at North Vista Education Center is the recipient of a \$7,500 Grant Award from Qwest. The surprise award was presented in a visit to the program on May 6th.
6. **SUPERINTENDENT’S REPORT** - None
7. **INSTRUCTIONAL** - None
8. **ADMINISTRATIVE SERVICES REPORTS**
 - 8.1 Financial Report
 - 8.1a Approval of Routine Monthly Finance & ADM Activities Report.....A -17
Janet Johnson will provide an overview of the monthly finance report.
 - 8.1b FY 09 Budget Revision.....A -29
 - 8.2 Facilities Report
 - 8.2a Long Range Facilities Planning Presentation.....I -30
 - 8.2b Strategic Plan.....I -46
 - 8.2c Hosterman Improvements & Modifications.....I -51
 - 8.2d Robbinsdale School District “Facilities Memo”.....I -52
 - 8.2e Responses to School Board Questions Regarding North Area Facilities.....I -53
 - 8.2f Minnesota Population Projections 2005-2035 (State Demographic).....I -57
 - 8.2g Discussion on preferred direction for North Area Facilities.....I
Facilities Options for Edgewood
Option 1 – Continue leasing this site from Osseo (either short-term or multi-year lease)
Option 2 – Purchase Edgewood based on loan payments as compared to leasing costs.

Facilities options for Hosterman & North Vista
Option 1 – Continue leasing on short term basis
Option 2 – Purchase & renovate Hosterman



Option 3 – Purchase vacant land adjacent to Hosterman and build new building. Use possible federal stimulus dollars and escrowed SEC interest/contingency dollars to offset building costs and any excess cost beyond current lease levy.

Option 4 – Pursue City of New Hope for commercial building re-zoning and renovation approval.

8.3 Human Resource Report

- 8.3a Approval of Non-Tenured Non-Renewals & Probationary Non-Licensed & Clerical Layoffs.....**R-72**
 There will be five subsets of the main action. Each subset requires a roll call vote of the Board.
 - 8.3a.1 Resolution for Termination of Employees Hired Under Administrative Waivers -73
 - 8.3a.2 Resolution for Termination of Employees Hired Under Licensure Waivers -75
 - 8.3a.3 Resolution for Termination of Permanent Non-Licensed Employees -77
 - 8.3a.4 Resolution for Termination & Non-Renewal of Probationary Non-Licensed Employees -79
 - 8.3a.5 Resolution for Termination & Non-Renewal of Probationary Teaching Contracts -81

- 8.3b Closed Session.....**I**
 Pursuant to Minnesota Statutes, section 13D.05, subdivisions 2 and 3, this agenda item will be closed for preliminary considerations of allegations against one or more of its employees, and, a discussion with its attorneys.

9. BOARD BUSINESS

- 9.1 Policy Review & Revision - None
- 9.2 Board Reports.....**I**
 - 9.2a Chair Report.....**I**
 - 9.2b AMSD Report (Ann Bremer).....**I**
- 9.3 District News.....**I**
 - 9.3a Board Planning Calendar.....**I-82**
 - 9.3b Board Calendar of Events.....**I-84**
 - 9.3c Graduation Sign-Up Sheet.....**I-85**
- 9.4 Once Around the Table.....**I**



10. ADJOURNMENT.....A

Recommended Action: Board Chair calls meeting adjourned @ _____PM

DISTRICT 287 REGULAR BOARD MEETING
Intermediate District 287
May 14, 2009
MINUTES

1. CALL TO ORDER

Chair Linda Johnson called the regular meeting to order at 6:32 PM in the District Service Center Board Room. A quorum was declared with the following members in attendance:

286	Brooklyn Center	Greg Thielsen
272	Eden Prairie	Barbara Gabbert
273	Edina	Peyton Robb
270	Hopkins	Sally Johnson
276	Minnetonka	Don Draayer
278	Orono	Michèle Kunz
280	Richfield	Nancy Rowley
281	Robbinsdale	Linda Johnson
283	St. Louis Park	Pam Rykken
284	Wayzata	Carter Peterson
277	Westonka	Ann Bremer

Absent: 271/Bush & 279/Antolak

Guests: Chris Wilson & Chris Dettling, of Project for Pride in Living (PPL)

287 Administration: Sandra Lewandowski, Colleen Baumtrog, Laura Keller-Gautsch, Jane Holmberg, Janet Johnson, Tom Shultz, and Wauneen Mgeni

287 Staff Members: Amy Sward, Sandy Gaulke, Renee Soule-Chapman and Greg Lucas

2. APPROVAL OF GENERAL MEETING AGENDA

The general meeting agenda was presented for approval. *Motion by Ann Bremer, seconded by Barbara Gabbert, to approve the meeting agenda. All in favor. Motion carried unanimously.*

3. OPEN FORUM FOR COMMUNITY COMMENTS - None

4. APPROVAL OF CONSENT AGENDA

The Consent Agenda was presented for approval. The Consent Agenda included the general meeting minutes from April 23, 2009. *A motion was made by Carter Peterson, seconded by Greg Thielsen, to approve the consent agenda as presented. All in favor. Motion carried unanimously.*

5. SUPERINTENDENT'S REPORT

Superintendent Lewandowski was pleased to announce that she attended the Parent Appreciation Night at Hosterman on April 21. Ms. Amy Sward, Supervisor at Hosterman, was introduced to the Board by Superintendent Lewandowski. Ms. Sward informed the Board that Hosterman Parent Appreciation Night was well attended with family, students, staff and community. The Parent Appreciation Night was designed to let parents know they are appreciated and to say thank you to parents and students. Ms. Sward gave thanks to Superintendent Lewandowski; Ms. Laura Keller-Gautsch, Executive Director of Special Education; and the Board for supporting her and the Hosterman program.

Superintendent Lewandowski announced to the Board that the Qwest Teacher & Technology Grant Winner, Mr. David Nunez's recognition has been postponed to the May 28 Board meeting.

Superintendent Lewandowski introduced to the Board Ms. Sandy Gaulke, Supervisor for Student Information Services. Ms. Gaulke announced to the Board that the Minnesota Association of Records Managers and Administrators (ARMA) has awarded Intermediate District 287 Administrative Services the first ever Honorable Mention for their work in creating a consistent procedure for storing documents and an efficient way to retrieve stored documents.

Superintendent Lewandowski continued her report by stating District 287 hosted an Online Summit on April 29, to update local districts, teachers and students about the online learning process. A number of districts attended the Summit which focused on four main outcomes: 1) understanding the current online learning law and landscape in Minnesota, 2) understanding how District 287 is currently providing service through Northern Star Online, 3) determining districts' needs for the next generation of online learning services, and 4) identifying systems that need to be in place to take advantage of regional cooperative purchase of online products. The goal was to understand online learning as it intersects with K-12 districts and explore avenues for online improvement.

Superintendent Lewandowski concluded her report by introducing Ms. Laura Keller-Gautsch, Executive Director of Special Education, to summarize the Coordinated Interagency Service Agreement. Ms. Keller-Gautsch informed the Board that Intermediate District 287 member district Directors of Special Education Advisory Committee (SEDAC) along with representatives from Minneapolis, St. Anthony – New Brighton and Hennepin County met this year to discuss the renewal of the Coordinated Interagency Service Agreement. The existing agreement was signed into effect in September 2002 and will expire in August 2009. Ms. Keller-Gautsch recommended to the District 287 School Board to approve a new agreement. *A motion was made by Nancy Rowley, seconded by Pam Rykken, to approve the Coordinated Interagency Service Agreement as presented. All in favor. Motion carried unanimously.*

6. INSTRUCTIONAL REPORT

Ms. Renee Soule-Chapman, Supervisor, and Mr. Greg Lucas, Administrative Intern, discussed highlights from the first year of the EXPLORE Middle Program at Edgewood Education Center.

7. ADMINISTRATIVE SERVICE REPORTS

Financial Report

Ms. Janet Johnson, Director of Finance Services, briefly discussed AMSD survey on budget cuts. Ms. Johnson stated the new survey shows House and Senate budget proposals would leave school districts with large budget holes and few options.

Facilities Report

Mr. Chris Wilson and Mr. Chris Dettling of Project for Pride in Living (PPL) were introduced to the Board by Mr. Tom Shultz, Facilities Administrator. They presented an informational proposal from PPL for discussion on potential use of the remaining space/land on the South Education Center site.

Mr. Tom Shultz, Facilities Administrator, presented a brief update to the Board on the Hennepin Technical College /District Service Center 2nd and 3rd floor space. On July 31, 2009, Hennepin Technical College intends to vacate the current leased space at the District 287 Service Center site. District staff is investigating various options to provide the District with additional training space, large meeting space and perhaps the option of allowing outside organizations to lease the space for large meetings, seminars, training or other events. The last option could provide revenue for the District.

Human Resources Report

At the recommendation of Board Chair Johnson, *a motion was made by Carter Peterson, seconded by Michèle Kunz, to close the meeting to consider allegations against one or more of its employees, and a discussion with its attorneys, as required in Minnesota Statute §13D.05. All in favor. Motion carried.* The meeting was closed to the public at 8:09 PM.

A motion was made by Michèle Kunz, seconded by Ann Bremer, to accept the resignation of Human Resource Director, Wallace L. Palmer. All in favor. Motion carried unanimously.

A motion was made by Barbara Gabbert, seconded by Nancy Rowley, to reopen the general meeting. All in favor. Motion carried unanimously. The general meeting reopened at 8:50 PM.

8. BOARD BUSINESS

Chair Report:

Chair Linda Johnson, informed the Board that the Superintendent Evaluation and the School Board Meeting Evaluation will be uploaded into Zoomerang on Friday, May 15. All evaluations need to be completed by June 1, 2009. Ms. Wauneen Mgeni will email the Zoomerang links for the Superintendent Evaluation and School Board Meeting Evaluation along with the Planning Calendar to all Board members.

AMSD Report:

Board Director Ann Bremer updated the Board on the new Legislative issues.

Organizational Report - None

Once Around the Table

Ann Bremer

Nancy Rowley

Peyton Robb

Pam Rykken

Sally Johnson – Presenting to Hopkins School Board, Intermediate District 287 new spotlight DVD on Thursday, May 21.

Michèle Kunz – Presented to Orono School Board, Intermediate District 287 new spotlight DVD on Monday, May 11.

Carter Peterson

Greg Thielsen – Brooklyn Center School was awarded the Magnet School of Excellence Award

Don Draayer – Complimented the agenda format

Sandy Lewandowski

Linda Johnson

Barbara Gabbert

Wauneen Mgeni

9. ADJOURNMENT

Motion was heard and seconded to adjourn the meeting. Meeting adjourned at 9:15 PM.

The next general meeting will be held on May 28, 2009 at 6:30 PM in the DSC Board Room.

Submitted by
Wauneen Mgeni
Secretary to the Board

Signed: Chair _____ Clerk _____

Date _____ Date _____

**DISTRICT 287 REGULAR BOARD MEETING
Intermediate District 287
April 23, 2009
MINUTES**

1. CALL TO ORDER

Chair Linda Johnson called the regular meeting to order at 6:34PM in the District Service Center Board Room. A quorum was declared with the following members in attendance:

271	Bloomington	Arlene Bush
286	Brooklyn Center	Greg Thielsen
272	Eden Prairie	Barbara Gabbert
273	Edina	Peyton Robb
270	Hopkins	Sally Johnson
276	Minnetonka	Don Draayer
279	Osseo	Steven Antolak
280	Richfield	Nancy Rowley
281	Robbinsdale	Linda Johnson
283	St. Louis Park	Pam Rykken
284	Wayzata	Carter Peterson
277	Westonka	Ann Bremer

Absent: 278/Kunz

Guests:

287 Administration: Sandra Lewandowski, Colleen Baumtrog, Jane Holmberg, Laura Keller-Gautsch, Tom Shultz, Janet Johnson and Wauneen Mgeni

287 Staff Members: Bruce Mulder, Cynthia Stevenson, Linda Rees

2. APPROVAL OF GENERAL MEETING AGENDA

The general meeting agenda was presented for approval. *Motion by Don Draayer, seconded by Peyton Robb, to approve the meeting agenda. All in favor. Motion carried unanimously.*

3. OPEN FORUM FOR COMMUNITY COMMENTS - None

4. APPROVAL OF CONSENT AGENDA

The Consent Agenda was presented for approval. The Consent Agenda included the general meeting minutes from March 26, 2009, the closed special Board meeting minutes from April 17, 2009, and approval of the Routine Human Resource Activities for April 2009. *A motion was made by Nancy Rowley, seconded by Barbara Gabbert, to approve the consent agenda as presented. All in favor. Motion carried unanimously.*

5. SUPERINTENDENT’S REPORT

Superintendent Lewandowski was pleased to announce that Bruce Mulder was the recent recipient of the STAR Award. Bruce received the Star Award for Excellence in Assistive Technology for innovation in assistive technology for students with disabilities in a ceremony at the Capitol Rotunda on April 14, 2009. Laura Keller-Gautsch, Executive Director of Special Education, introduced Bruce Mulder. Bruce gave thanks to Superintendent Lewandowski, Laura Keller-Gautsch, and the Board for supporting him and the Attain program.

Superintendent Lewandowski was pleased to announce that the Humphrey Institute’s Public and Nonprofit Leadership Center honored Intermediate District 287 with the 2008-2009 Local Government Innovation Award at a ceremony on April 15, 2009.

Superintendent Lewandowski was pleased to announce that the Intermediate District 287 has been nominated for the Secretary of Defense Employer Support Freedom Award. The Freedom Award is the U.S. Government's highest recognition given to American employers of National Guard or Reserve members for their exceptional support above the requirements of federal law.

Superintendent Lewandowski continued her report by stating the Spotlight DVD is complete. One of the goals from the Board was to increase our communication efforts with member districts. Each Board member will receive a DVD packet to take back to their member district.

Superintendent Lewandowski stated that we are seeing some of the stimulus dollars in our Summer Vocational Outreach Service. The federal Stimulus Package increased the funding to the Summer Youth Employment/Training Programs. Twin Cities Tree Trust notified VOS that with the additional funding from the federal government, VOS was given additional 25% more slots/students. These additional slots from Tree Trust ripple right out to our member districts that refer students for the VOS work experience. Superintendent Lewandowski announced that April 20-24, 2009 is "Administrative Professionals Recognition Week" and gave special thanks to all district Administrative Professionals.

6. INSTRUCTIONAL REPORT

Cynthia Stevenson, Coordinator of the Region 11 Minnesota Math and Science Teacher Academy, was introduced to the Board by Executive Director Jane Holmberg. Ms. Stevenson presented an overview on the extensive training provided through a \$1.6 million dollar project for which District 287 is the fiscal host and sponsoring co-partner.

7. ADMINISTRATIVE SERVICE REPORTS

Financial Report

Janet Johnson, Director of Finance Services, presented the monthly financial report for April 2009. *Motion by Carter Peterson, seconded by Ann Bremer, to approve the monthly financial report as presented. All in favor. Motion carried unanimously.*

Janet Johnson, Director of Finance Services, presented and recommended approval of a parameters resolution authorizing the District to work with Springsted to refund (refinance) the Bren Road lease agreement that 287 currently has with Wells Fargo. This resolution set the minimum requirements of \$266,000.00 or 3% as the present value benefit to proceed with the refunding. The final refunding recommendation will be presented to the Board at a later Board meeting this school year.

Resolution motion was made by Nancy Rowley, to waive the reading of the resolution and approve it as written, seconded by Greg Thielsen. No further discussion. Those voting in favor were: Antolak, Bremer, Bush, Draayer, Gabbert, L. Johnson, S. Johnson, Peterson, Robb, Rowley, Rykken and Thielsen. There were no votes against, no abstentions. Resolution passed.


At the recommendation of Board Chair Johnson, *Motion by Barbara Gabbert, seconded by Ann Bremer, to bring forward agenda item 7.3b Human Resource Closed Session. All in favor. Motion carried unanimously.*

Facilities Report

Tom Shultz, Facilities Administrator, recommended approval of lease renewal for the North Vista Education. The annual base rent will increase from \$95,000 at \$7.85/sq. ft.) to \$114,890 at \$9.50/sq. ft.), plus annual housekeeping/custodial expenses estimated at an annual cost of \$10,000 or \$.83/sq. ft. The total annual amount of \$124,890 is an increase of \$19,890.

Motion by Carter Peterson, seconded by Arlene Bush, to approve the lease renewal for the North Vista Education Center as presented. ~~Eleven in favor. One opposed. Motion carried.~~ All in favor. Motion carried unanimously.





Tom Shultz, Facilities Administrator, recommended approval of the final South Education Center (SEC) equipment/supplies request items to be purchased, installed or modified to better meet staff and student needs. This is the final request from the SEC Building Fund. *Motion by Carter Peterson, seconded by Ann Bremer, to approve the South Education Center equipment/supplies request items as presented. All in favor. Motion carried unanimously.* The following voted in favor of the motion Bush, Thielsen, Gabbert, S. Johnson, Draayer, Antolak, Rowley, L. Johnson, Rykken, Peterson, and Bremer.. Robb voted against the motion. Motion carried.

Long Range Facility Planning Presentation

Colleen Baumtrog, Janet Johnson, and Tom Shultz gave a brief presentation on the three emerging facility options and their costs. The outcome of discussion would possibly be to: 1) continue to lease all north buildings as we do now 2) lease some north buildings and purchase/remodel a commercial building to replace Hosterman and North Vista leases 3) lease some buildings and build new construction to replace Hosterman & North Vista leases.

Human Resources Report

At the recommendation of Board Chair Johnson, *a motion was made by Greg Thielsen, seconded by Arlene Bush, to close the meeting to consider allegations against one or more of its employees, and, a discussion with its attorneys, as required in Minnesota Statute §13D.05. All in favor. Motion carried.* The meeting was closed to the public at 8:00PM. *A motion was made by Greg Thielsen, seconded by Barbara Gabbert, to reopen the general meeting. All in favor. Motion carried unanimously.* The general meeting reopened at 8:55PM.

Char Myklebust, Director of Social/Emotional Interventions & Partnerships, recommended the approval of the proposed District 287 School Calendar 2009-2010. *A motion was made by Carter Peterson, seconded by Arlene Bush to approve the Intermediate District 287 2009-2010 school calendar. All in favor. Motion carried unanimously.*

8. BOARD BUSINESS

Chair Report:

Chair Linda Johnson, informed the Board that the start of the Superintendent Evaluation will be coming up soon, as well as the Board Evaluation process.

Organizational Report - None

Once Around the Table - None

9. ADJOURNMENT

Motion was heard and seconded to adjourn the meeting. Meeting adjourned at 10:05PM.

The next general meeting will be held on May 14, 2009 at 6:30PM in the DSC Board Room.

Submitted by
Wauneen Mgeni
Secretary to the Board

Signed: Chair _____ Clerk _____

Date _____ Date _____

APPROVAL OF CONSENT AGENDA

ROUTINE HUMAN RESOURCES ACTIVITIES FOR THE INTERMEDIATE DISTRICT 287 SCHOOL BOARD – May 2009

LICENSED STAFF

1. New Hires:

A. Regular

-

B. Reinstatement of Licensure Waivers

-

C. Temporary

- COLLEEN S. BAUMTROG, Executive Director of Administrative Services, additional 9 days (72 hours) effective April 23, 2009 through May 29, 2009, for work related to Human Resources and other administrative issues.

D. Substitutes

-

2. Extended Leaves of Absence:

A. Unpaid

- CYNTHIA FORT-REIS, Instructor Autism at the District Service Center, .2 FTE for the 2009-10 school year.
- MARGARET TOONEN, Speech Language Pathologist at Edgewood Education Center, 1.0 FTE for the 2009-10, 2010-11, and 2011-12 school years.
- KELLY L. GARITA, Instructor Science at South Education Center, unpaid child care leave effective April 29, 2009 through June 10, 2009.
- BARBARA MILES, Physical Therapist at the District Service Center, .3 FTE for the 2009-10 school year.

3. Separations:

A. Dismissal

-

B. Resignation

- SACHA C. BUSH, Instructor DCD at Phase North, effective June 30, 2009.
- SHANNON E. GALLAGHER, Instructor EBD at Hosterman, effective June 10, 2009.

C. Retirement (Regular/Disability)

- LYNNE FARRELL, Physical Therapist at the District Service Center, effective June 30, 2009.

4. Other:

- A.** The Board authorizes Margaret Toonen to participate in the Part Time Teacher Program through TRA with the understanding she accepts responsibility for all costs associated with her participation.

NON-LICENSED STAFF:

1. New Hires:

A. Regular

- DAVID WARD, Education Assistant at SUN Transition Edgewood Education Center, **additional position due to increased enrollment**, effective April 14, 2009 Step 11 Lane 5 +BA - .875 FTE.
- BENITA OLIVER, Clerical at the District Service Center (transfer from Brooklyn Park Campus), **refill for T. Wolfsteller**, effective April 27, 2009 Grade IV 12 month – 1.0 FTE.

B. Temporary

- SUSAN GOODWIN, Interpreter at Various Sites, effective May 4, 2009 through June 9, 2009.
- THERESA WOLFSTELLER, Clerical at District Service Center, for clerical training, effective May 11, 2009 through June 30, 2009.

C. Substitutes

-

2. Extended Leaves of Absence:

A. Unpaid

- KELLY GRIESBACH, Education Assistant at Intersect, rescind request for leave of absence of 1.0 FTE for the 2009-10 school year.
- LAURA BOGENREIF, Education Assistant at Venture, .35 FTE for the 2009-10 school year.

3. Separations:

A. Dismissal

-

B. Resignation

- BENJAMIN STANIFORTH, Education Assistant at CIP Hosterman Education Center, effective June 10, 2009.

C. Retirement (Regular/Disability)

4. Other:

A.

- RECOMMEND the Board's approval to credit, Pamela Doll, Education Assistant at Hosterman Education Center, with eleven (11) days of additional sick leave. These days have been donated by the staff members listed below who have authorized the District to reduce their individual sick leave balance by one (1) day.

Carrie Agre
Susan Dunbar
Barb Hagel
Julie Shobe

Maribeth Barrett-Grimbsy
Jodi Eggenberger
Bruce Mulder
Brad Wing

Deborah Barnes
Cheryl Gorman
Lyla Peterson

*Indicates delay due to background check

ATTACHMENT TO HUMAN RESOURCES REPORT

ALC Independent Study (July 1, 2009 – June 6, 2010)

Linda Boser
Linnea F. Fischer
Lynn S. Tews

Mary A. Davis
Stephen L. Hopke
Steven J. Thompson

David Esposito
April J. Leopoldt
Larry A. Weum

Summer School

Licensed

Special Education

James E. Aardema
Robert Bathke
David Cook
Susan Dunbar
John Fishbaugher
Myra Hackfort-Roufs
Chris Heitz
Keri Krenz
Maggie McDonald
Tamara Mercil
Jeanette Mutchler
Lyla Peterson
Ann Staby

Jeremy Anderson
Max Carruth
Teresa Cosgrove
Jodi Eggenberger
Bryon Fraser
Barb Hagel
Mary Johnson
Jesse Lesnau
Anne McGannon
Melissa Meszaros
Bruce Mulder
Sandra Shetka
John Stallman

Maribeth Barrett-Grimsby
Susan Comer-Bergen
Bret Domstrand
Therese Feldmeier
Chelsea Gates
Stephanie Hawley
Talia Kendzora
Kristofer Lyngaas
Vincent McMahan
Laura Moore
Ruth Norman
Jody Southerling
Ann Verdegan

Non-Licensed

Area Learning Center

Gail Marcotte

Special Education

Kathy Adams
Lori Bechtold
Brian Boldt
Karen Cole
Beverly Deckert
Henry Dolopei
David Ellingson
Susandhra Friesen
Sheron Freeman
Nancy Guelich
Char Hamman
Thomas Jackson
Rebecca Johnson
Scharrel Krause
Candace Lovett
Tracy Murray
Mary O'Neal
Lorelei Ruegemer
James Schmidtke
Ben Sibila
Ben Staniforth
Michelle Thompson

Rogers Akembuom
Stanley Blanchard
Michael Brown
Bradley Dahedl
Michele Denzer
Ben Drewelow
Marilyn Esson
Cathy Foncha
Gail Goodfellow
Karin Gustafson
Diane Hoyos-Gomez
Sherifat Jaiyesimi
Kevin Kastle
Anita Leonard
Scott Ludwig
G. Sarwee Nah
Dawn Reese
Geoffrey Saign
Jodana Sharapata
Molly Singleton
Nicoleena Sutherland
Misty Trombley

LeeAnn Arnquist

Jan Boyer
Tammy Dahl
David Dittbenner
Donald Edmondson
Laura Ferrian
Sheri Frank
Cheryl Gorman
Julianne Halstead
Frances Huston
Jean Johnson
Nolan Kohorst
Sheila Lindell
Rebecca Mijal
Todd Olson
Kirstin Rocchio
Gregory Sayler
Gretchen Shogren
Eric Spencer
Pamela Taylor
Tangela Wilson

Please Join Us

For a Surprise Party

In Celebration of the new Qwest Technology Grant

On **May 6** the Qwest Technology Grant will be officially awarded to David Nunez and North Vista Education Center.

Date & Time: Wednesday, May 6, 2009
Ceremony: 2:00 p.m.
(Please arrive by 1:30 p.m.)

Location: North Vista Education Center
3510 France Avenue North
Robbinsdale, MN 55422

R.S.V.P. by calling Julie Bess at 763.550.7215.

Remember! David doesn't know, it's a secret!

Intermediate District 287
Responsive. Innovative. Solutions.

**INTERMEDIATE DISTRICT 287
PLYMOUTH, MINNESOTA
BOARD OF EDUCATION**

Regular Meeting – May 28, 2009

AGENDA SECTION: ADMINISTRATIVE SERVICES REPORTS

ITEM: 8.1a

PRESENTED BY: Janet Johnson, Director of Finance Services

1. Background Information

The April Budget vs. Actual Reports is presented for Board information and review. These reports indicate that year-to-date revenue in all funds (excluding the SEC building project) totals \$49,328,231, or 69.6% of the revenue Revised budget of \$70,920,013. Year-to-date expenditures, plus encumbrances in all funds (excluding the SEC building project), total \$52,468,146 or 75.0% of the expenditure Revised Budget of \$69,989,999.

The reports show actual amounts (Revenue on one sheet and Expenditures on the other), and their percentage of budget. Additional detail is available on request.

DDA

Attachments.

2. Fiscal Impact/Funding Source: None

3. RECOMMENDED ACTION: The Board approve the Finance & ADM Report items as presented.

Motion by: _____ Yes ____ Passed ____

Second by: _____ Yes ____ Failed ____

Abstentions: _____

REPORT: EXPREV 006 REVENUE SUMMARY BY FUND - Board Report
 STATEMENT OF REVENUE
 DIST 287 Intermediate District 287 ACCOUNTING PERIOD 04/01/09 TO 04/30/09

RUN: MON 051809 11:55 PAGE 1

ACCT STATUS: All Account Statuses ACCOUNT RANGES: 01 TO 51-999
 ZERO BALANCES: Suppress Zero Balances INCLUDE/EXCLUDES: EXL FD 11 11
 SORTED BY: ACCOUNT FD
 SUBTOTALLED BY: ACCOUNT FD
 SERIES TOTALS: <None Selected>
 PAGE BREAK ON: <None Selected>

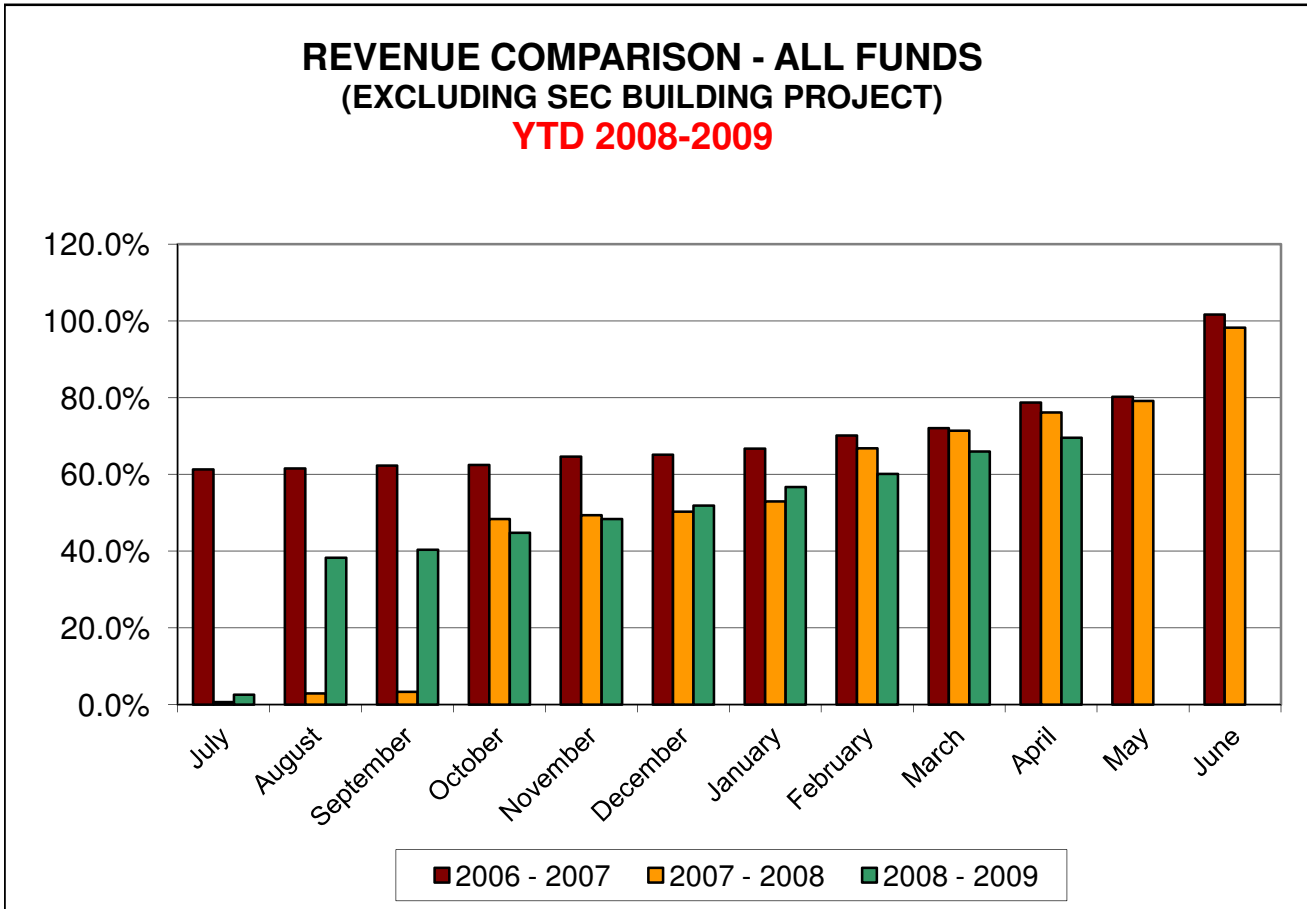
FD 01	PRIOR YEAR ACTUAL	< - - - - - REVISED BUDGET	FISCAL YEAR 200807		REMAINING ON 04/30/09	PERCENT REMAINING
			04/01/09 04/30/09	RECEIVED THRU 04/30/09		
01 GENERAL FUND	45,173,955.42	19,160,599	420,937.29	10,721,722.13	8,438,876.87	44.04 %
02 FOOD SERVICE FUND	228,632.61	308,193	13,325.21	68,957.78	239,235.22	77.62 %
04 COMMUNITY SERVICE FUND	235,167.53	279,057	17,922.54	180,630.35	98,426.65	35.27 %
06 BUILDING CONSTRUCTION FUND	4,928.28	0	0.00	0.00	0.00	0.00 %
09 AGENCY FUND - FLEX FUND	310,011.45	0	27,421.78	200,777.33	200,777.33-	0.00 %
10 BREN ROAD	30,699.60-	0	0.00	0.00	0.00	0.00 %
12 ALC-ACADEMIC	7,303,131.75	6,771,072	130,187.08	5,946,561.23	824,510.77	12.17 %
13 CAREER & TECH	2,129,516.55	2,170,353	47,424.05	1,803,347.72	367,005.28	16.90 %
14 SPECIAL EDUCATION	4,511,248.30	42,201,939	1,726,301.41	29,694,640.99	12,507,298.01	29.63 %
20 INTERNAL SERVICE FUND	435,300.08	0	141,096.28	379,764.00	379,764.00-	0.00 %
30 KEYSTONE ITD	609,070.63	0	0.00	308,770.00	308,770.00-	0.00 %
51 STUDENT CLUBS	36,892.25	28,800	4,258.10	23,059.13	5,740.87	19.93 %
*** REPORT TOTALS:	60,947,155.25	70,920,013	2,528,873.74	49,328,230.66	21,591,782.34	30.44 %

DISTRICT 287

REVENUE COMPARISON - ALL FUNDS EXCLUDING SEC BUILDING PROJECT

Month	2006 - 2007		2007 - 2008		2008 - 2009	
	\$ Amount	% of Budget	\$ Amount	% of Budget	\$ Amount	% of Budget
July	36,053,298	61.3%	400,609	0.6%	1,848,739	2.6%
August	166,955	61.5%	1,432,190	3.0%	25,269,197	38.2%
September	434,240	62.3%	235,664	3.3%	1,488,574	40.3%
October	122,538	62.5%	27,973,935	48.4%	3,156,289	44.8%
November	1,272,509	64.7%	612,106	49.4%	2,534,489	48.4%
December	256,506	65.1%	542,422	50.3%	2,467,467	51.8%
January	929,632	66.7%	1,662,562	52.9%	3,455,875	56.7%
February	2,055,936	70.2%	8,585,201	66.8%	2,420,448	60.1%
March	1,115,190	72.1%	2,880,213	71.4%	4,158,279	66.0%
April	3,918,482	78.7%	2,946,944	76.2%	2,528,874	69.6%
May	907,577	80.3%	1,848,504	79.1%		
June	12,572,267	101.6%	11,826,805	98.2%		
TOTAL	59,803,254	101.6%	60,947,155	98.2%	49,328,231	69.6%
BUDGET	58,848,404		62,060,730		70,920,013	

Note: while the total budget reflects an increase of 12%, the majority of that, 7.5%, is attributable to new revenue and expenditures related to the GRO grant, Safe Schools and the first year of principal and interest payments for the South Education Center.



REPORT: EXPREV 007 EXPENDITURE SUMMARY BY FUND - Board Rept
STATEMENT OF EXPENDITURES
DIST 287 Intermediate District 287 ACCOUNTING PERIOD 04/01/09 TO 04/30/09

RUN: MON 051809 11:57 PAGE 1

ACCT STATUS: All Account Statuses ACCOUNT RANGES: 01 TO 51-999
ZERO BALANCES: Suppress Zero Balances INCLUDE/EXCLUDES: EXL FD 11 11
SORTED BY: ACCOUNT FD
SUBTOTALLED BY: ACCOUNT FD
SERIES TOTALS: <None Selected>
PAGE BREAK ON: <None Selected>

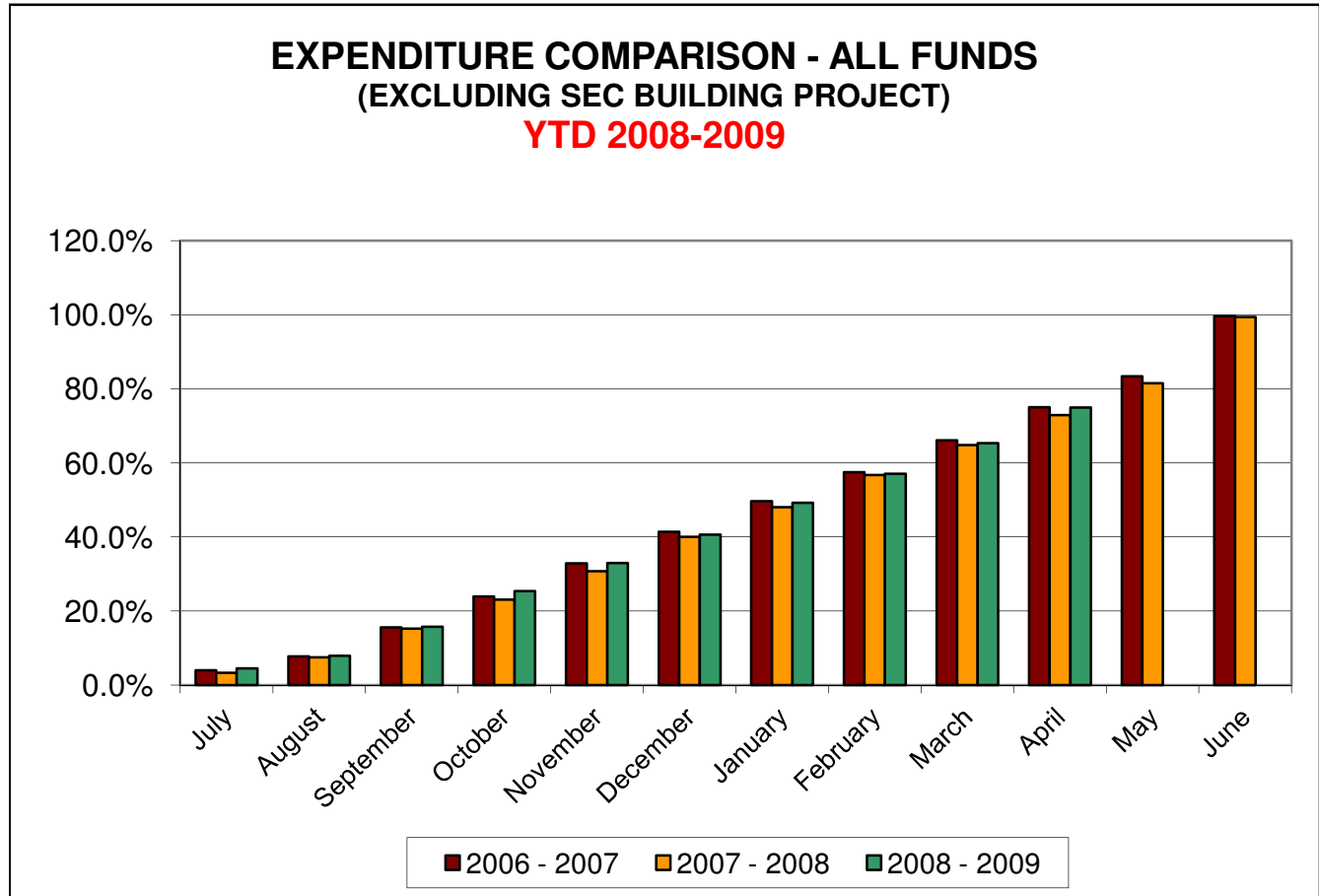
FD 01	PRIOR YEAR ACTUAL	< - - - - - REVISED BUDGET	FISCAL YEAR 200807				REMAINING ON 04/30/09	PERCENT REMAINING
			04/01/09 04/30/09	EXPENDED THRU 04/30/09	ENCUMBERED THRU 04/30/09			
01 GENERAL FUND	14,919,971.31	18,687,813	2,082,149.17	14,352,358.30	1,495,090.66	2,840,364.04	15.19 %	
02 FOOD SERVICE	228,632.61	308,193	30,701.80	220,872.65	55,681.07	31,639.28	10.26 %	
04 COMMUNITY SERVICE FUND	228,973.06	277,695	31,209.77	245,594.64	25,251.40	6,848.96	2.46 %	
06 BUILDING CONSTRUCTION FUND	81,022.51	0	0.00	0.00		0.00	0.00 %	
09 AGENCY FUND - FLEX FUND	320,759.54	0	27,421.78	201,270.90		201,270.90-	0.00 %	
10 BREN ROAD EDUC. CENTER	0.00	0	0.00	900.00		900.00-	0.00 %	
12 ALC-ACADEMIC	6,623,959.10	7,198,903	612,884.23	5,277,080.08	186,171.86	1,735,651.06	24.10 %	
13 CAREER & TECH	1,805,468.00	2,119,238	142,218.22	1,298,177.99	47,359.97	773,700.04	36.50 %	
14 SPECIAL EDUCATION	35,227,929.10	41,369,357	3,644,062.38	30,223,650.46	768,722.12	10,376,984.42	25.08 %	
20 INTERNAL SERVICE FUND	334,052.37	0	132,671.48	331,939.15		331,939.15-	0.00 %	
30 KEYSTONE IDT	652,472.60	0	50,000.00	300,000.00	100,000.00	400,000.00-	0.00 %	
51 STUDENT CLUBS	34,589.81	28,800	2,341.35	16,301.75	386.99	12,111.26	42.05 %	
*** REPORT TOTALS:	60,457,830.01	69,989,999	6,755,660.18	52,468,145.92	2,678,664.07	14,843,189.01	21.20 %	

DISTRICT 287

EXPENDITURE COMPARISON - ALL FUNDS EXCLUDING SEC BUILDING PROJECT

Month	2006 - 2007		2007 - 2008		2008 - 2009	
	\$ Amount	% of Budget	\$ Amount	% of Budget	\$ Amount	% of Budget
July	2,275,248	4.0%	2,008,388	3.3%	3,131,464	4.5%
August	2,129,176	7.7%	2,561,280	7.5%	2,428,763	7.9%
September	4,455,381	15.6%	4,716,139	15.3%	5,457,295	15.7%
October	4,765,384	23.9%	4,726,362	23.0%	6,728,518	25.4%
November	5,122,767	32.9%	4,673,596	30.7%	5,330,730	33.0%
December	4,825,433	41.4%	5,674,687	40.1%	5,361,530	40.6%
January	4,712,584	49.7%	4,836,357	48.0%	6,044,579	49.3%
February	4,480,095	57.5%	5,284,415	56.7%	5,459,050	57.1%
March	4,893,164	66.1%	4,912,859	64.8%	5,770,557	65.3%
April	5,084,420	75.0%	4,917,092	72.9%	6,755,660	75.0%
May	4,755,608	83.4%	5,233,528	81.5%		
June	9,279,418	99.7%	10,913,129	99.4%		
TOTAL	56,778,676	99.7%	60,457,830	99.4%	52,468,146	75.0%
BUDGET	56,966,196		60,816,267		69,989,999	

Note: while the total budget reflects an increase of 12%, the majority of that, 7.5%, is attributable to new revenue and expenditures related to the GRO grant, Safe Schools and the first year of principal and interest payments for the South Education Center.



INTERMEDIATE DISTRICT 287

Partner in Education

DATE: **May 18, 2009**

TO: Members of the School Board

FROM: Janet A. Johnson, Director of Finance

RE: **Cash Report - April** Claims, Payroll, Receipts, Investments and Cash Position

A. Recommendation: Request the Board approve payment of the items listed below:

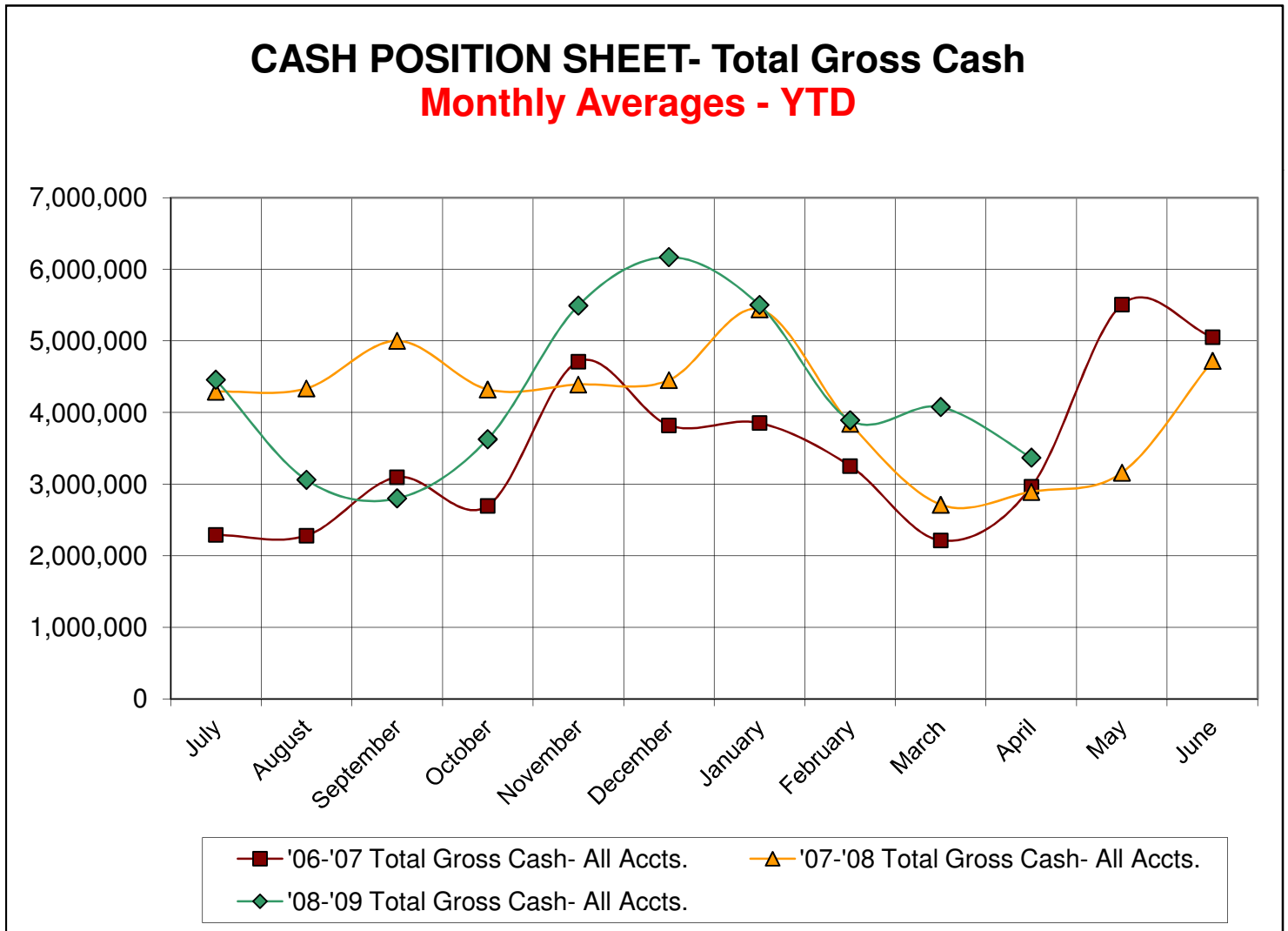
- | | |
|--|--|
| 1. Claim payments for: April 2009 | Totaling <u><u>\$ 4,490,007.56</u></u> |
| a) Check #'s 472111 - 472662, 70004164 - 70004309
and Electronic Wire Transfers out - #'s 2009 - 2019 | |
| 2. Payroll for: April 2009 | Totaling <u><u>\$ 2,154,268.47</u></u> |
| a) Check #'s 674799 - 674816 | |
| b) Direct Deposit #'s 149791 - 151563 | |
| 3. Receipts for: April 2009 | Totaling <u><u>\$ 4,771,959.43</u></u> |
| a) Receipt #'s 124370 - 124567
and Electronic Wire Transfers in | |
| 4. Investments at end of month | Totaling <u><u>\$ -</u></u> |

Expenditures, wire transfers, payroll, claims receipts and investments have been prepared under the direction of Dave Anderson and is presented for approval by the School Board. Dave and I would be glad to answer any questions.

Intermediate District 287

Cash Position Sheet- Monthly Total Gross Cash- All Accounts:

<u>Date</u>	<u>'06-'07 Total Gross Cash- All Accts.</u>	<u>'07-'08 Total Gross Cash- All Accts.</u>	<u>'08-'09 Total Gross Cash- All Accts.</u>
July	2,291,747	4,290,870	4,457,312
August	2,281,678	4,335,576	3,059,192
September	3,097,297	5,001,385	2,800,788
October	2,695,566	4,321,962	3,626,080
November	4,711,051	4,389,645	5,492,853
December	3,821,438	4,452,190	6,170,663
January	3,853,218	5,439,985	5,502,714
February	3,254,020	3,843,416	3,892,032
March	2,214,232	2,711,729	4,076,283
April	2,964,609	2,892,039	3,368,151
May	5,507,268	3,159,523	
June	5,053,949	4,722,065	



INTERMEDIATE DISTRICT 287

APRIL 2009 ACTIVITY

WIRE TRANSFERS IN:

DATE	AGENCY	TO	REF#	AMOUNT	DESCRIPTION
4/10/2009	HENN TECH COLLEGE	MSDLAF	3936779	1,770.27	INV#65292 & INV65293 POSTAGE & COPY CHGS
4/10/2009	US DEPT OF EDUCATION	US BANK	1036366	73,043.00	INV#65368 US DEP OF EDUCATION - GAPS GRANT
4/14/2009	EDUCATION AID	MSDLAF	3942387	1,583,429.16	01S360 SPEC EDUC 09 AID MAR09
	EDUC-FOOD & NUTRITION	MSDLAF	3942387	1,116.36	02F705 BREAKFAST 09 CFDA10553 INC AID
	EDUC-SPECIAL EDUC	MSDLAF	3942387	1,009.40	01F419 SPED PRT B 611 09 84027
	EDUC-LEARNER OPTIO	MSDLAF	3942387	248.02	01F414 TITLE II 0809 CFDA84367
	EDUC-LEARNER OPTIO	MSDLAF	3942387	1,376.43	01F417 09 TITIII FED LEP 84365
4/15/2009	B22 DEED-FISCAL	MSDLAF	3947135	101,158.60	INV#65373 MARCH08
4/21/2009	MN STATE COL & UNIV	MSDLAF	3954223	5,141.82	INV#65376 GRANT-CLAIM I ISEEK-ONLINE INSTRUCT'L
4/24/2009	DEPT OF EDUCATION	MSDLAF	3959832	187,280.03	INV#65366 01F3412008-00110MATH & SCIENCE
4/29/2009	EDUC-FOOD & NUTRITION	MSDLAF	3969885	705.60	02F701 REG LUNCH 09 CFDA 10555
4/29/2009	EDUC-FOOD & NUTRITION	MSDLAF	3969885	3,178.71	02F705 BREAKFAST 09 CFDA10553
4/29/2009	EDUC-FOOD & NUTRITION	MSDLAF	3969885	6604.39	02F701 FREE-RED L 09 CFDA 10555
4/29/2009	EDUC-FOOD & NUTRITION	MSDLAF	3969885	352.80	02S300 STSCHLUNCH 09
4/29/2009	EDUC-FOOD & NUTRITION	MSDLAF	3969885	72.65	02F705 ST BRKFST 09
4/30/2009	MEDIATIONS SVS	MSDLAF	3972070	4500.00	INV#65365 BUREAU OF MEDIATIONS GRANT#09-04
MTD TOTALS				1,970,987.24	

WIRE TRANSFERS OUT:

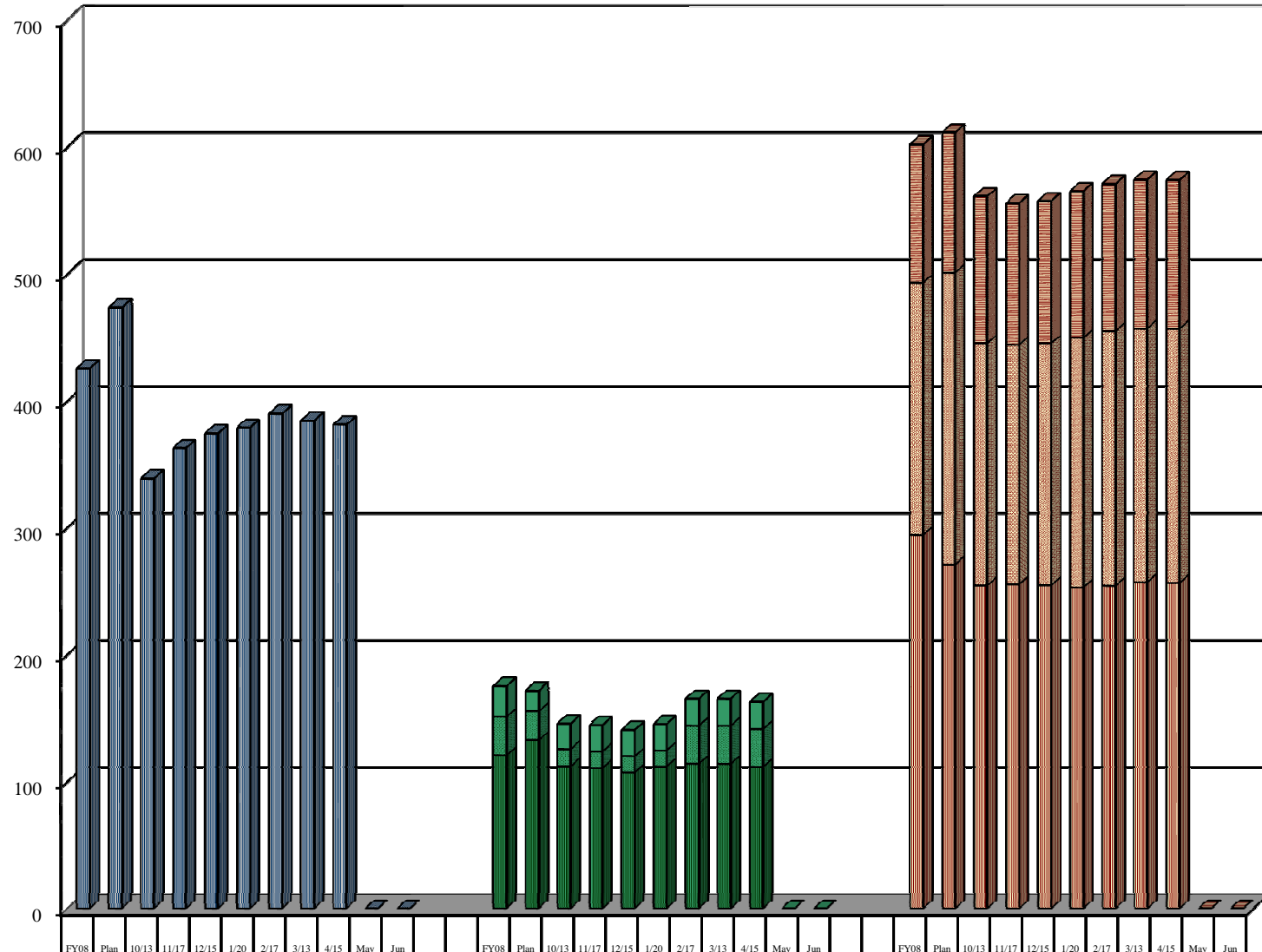
DATE	FROM	AGENCY	REF#	AMOUNT	DESCRIPTION
4/15/2009	MSDLAF	US BANK	2009	30.00	FED QTR 1 TAXES REVISIONS
	MSDLAF	US BANK	2010	94.38	US BANK ARP CHGS VOUCHER ACCT JAN09
	MSDLAF	MN DEPT OF REVENUE	2011	60,678.86	STATE WITHHOLDING TAXES
	MSDLAF	US BANK	2012	363,488.35	FEDERAL TAXES
	MSDLAF	US BANK	WIRE	1,047,607.83	DIRECT DEPOSIT PAYROLL
	MSDLAF	EDUCATORS BEN. CORP.	2013	70,269.32	EMPLOYEE & EMPLOYER 403B
4/30/2009	MSDLAF	MN DEPT OF REVENUE	2014	65,807.95	STATE WITHHOLDING TAXES
	MSDLAF	US BANK	2015	390,958.73	FEDERAL TAXES
	MSDLAF	US BANK	WIRE	1,090,476.06	DIRECT DEPOSIT PAYROLL
	MSDLAF	EDUCATORS BEN. CORP.	2016	72,567.39	EMPLOYEE & EMPLOYER 403B
	MSDLAF	US BANK	2017	27,421.78	CORP. HEALTH SYSTEMS APR09
	MSDLAF	US BANK	2018	1,010,271.54	WELLS FARGO LEASE PURCHASE PAYMENT
	MSDLAF	US BANK	2019	98.54	US BANK ARP CHGS VOUCHER ACCT FEB09
	MSDLAF	US BANK	4046	83.01	US BANK ARP CHGS PAYROLL ACCT JAN09
	MSDLAF	US BANK	4047	83.67	US BANK ARP CHGS PAYROLL ACCT FEB09
MTD TOTALS				4,199,937.41	

Intermediate District 287

2008-09 Monthly Program ADM Data by Division

(does not include services)

- ALC/ELL
- Mentor Connection
- Career & Tech Level III
- Career & Tech Level I and II
- Special Ed
- Multi-Categorical
- DCD/EBD & EBD
- Transition



	ALC/ELL												CAREER & TECH												SPECIAL EDUCATION											
	FY08	Plan	10/13	11/17	12/15	1/20	2/17	3/13	4/15	May	Jun	FY08	Plan	10/13	11/17	12/15	1/20	2/17	3/13	4/15	May	Jun	FY08	Plan	10/13	11/17	12/15	1/20	2/17	3/13	4/15	May	Jun			
Multi-Categorical																							108.79	110.23	115.55	111.27	111.91	115.35	115.81	117.08	116.94	0.00	0.00			
DCD/EBD & EBD																							198.93	230.03	190.85	188.68	190.61	196.79	200.62	199.94	200.32	0.00	0.00			
Transition																							293.96	270.93	254.56	255.42	254.71	252.80	254.29	256.87	256.47	0.00	0.00			
Mentor Connection												24.09	15.91	19.80	20.46	20.46	20.46	21.12	21.12	21.12	0.00	0.00														
Level III												30.24	22.81	13.65	13.12	12.79	12.82	30.07	30.14	29.94	0.00	0.00														
Level I and II												120.82	132.86	112.09	110.75	107.46	111.85	114.01	113.89	111.57	0.00	0.00														
ALC/ELL	425.43	473.47	338.56	362.59	374.35	378.82	389.85	384.43	381.34	0.00	0.00																									

DONATIONS
INTERMEDIATE DISTRICT 287
2008-2009

April 2009

DONATION DATE	DESCRIPTION	VIN#	EST VALUE	DONOR	SS# OR FED ID#	PROGRAM
4/27/2009	CHECK		\$ 500.00	4 CHARITY FOUNDATION INC		DESTINATION IMAGINATION
3/20/2009	CHECK		\$ 25.00	ANDERSON, STEPHEN & RETA		PHASE NORTH/SUN/ STRIVE
4/6/2009	DYNA VOX 3100		\$ 900.00	COLBERT, JAN		AUGMENTED COMMUNICATION
4/14/2009	CHECK		\$ 200.00	DEHAVEN, ROBERT		DESTINATION IMAGINATION
3/19/2009	CHECK		\$ 100.00	GAVARAS, JULIE		VECTOR/COFFEE SHOP
3/25/2009	CHECK		\$ 100.00	INQUITA, PRISCAH		PHASE NORTH/SUN/ STRIVE
4/23/2009	CHECK		\$ 250.00	KATHLEEN STEIGER		DESTINATION IMAGINATION
3/1/2009	DYNA VOX 3100		\$ 900.00	MOFFATT, DEBRA & DANIEL		AUGMENTED COMMUNICATION
4/15/2009	CHECK		\$ 150.00	ROTARY CLUB OF EDEN PRIARIE		PRAIRIE CENTER ALTERNATIVE
5/1/2009	EXTERNAL HARD DRIVE		\$ 50.00	SEAGATE COMMUNITY RELATIONS		INTERSECT
4/24/2009	CHECK		\$ 100.00	WILSON, TRUDY		MENTOR CONNECTION

\$ 3,275.00

INTERMEDIATE DISTRICT 287 REVISED BUDGET #2 2008-2009

	1	2	3	4	5	6	7	8	9	10	11	12	13
	BEGINNING FUND BAL. 7/1/2008	FY09 PROJECTED REVENUES ORIGINAL BUDGET	FEB. 2009 REVISED BUDGET	MAY 2009 REVISED BUDGET	FY09 PROJECTED EXPENDITURES ORIGINAL BUDGET	FEB. 2009 REVISED BUDGET	MAY 2009 REVISED BUDGET	FY09 PROJECTED FUND BALANCE FUND BALANCE 6/30/2009	FEB. 2009 FUND BAL 6/30/2009	MAY 2009 FUND BAL 6/30/2009	Sep & Sev FY 09 Budgeted Transfer	FY 09 PROJECTED Adjusted FUND BALANCE	Percent Fund Bal to Total Exp
GENERAL FUND UNRESERVED - UNDESIGNATED													
DISTRICTWIDE ADMIN / OPS	\$ -	\$ 18,117,701	\$ 17,833,197	\$ 18,056,654	\$ 18,117,701	\$ 17,271,909	\$ 17,380,571	\$ -	\$ 561,288	\$ 676,083	\$ (75,312)	\$ 600,771	
ALC / ACADEMIC EDUCATION	\$ (113,294)	\$ 7,277,722	\$ 6,771,072	\$ 6,834,047	\$ 7,273,084	\$ 7,198,903	\$ 7,429,170	\$ (108,656)	\$ (541,125)	\$ (708,417)	\$ (89,175)	\$ (797,592)	
CAREER AND TECH	\$ 256,947	\$ 2,259,262	\$ 2,170,353	\$ 2,170,353	\$ 1,977,385	\$ 2,119,238	\$ 2,046,773	\$ 538,824	\$ 308,062	\$ 380,527	\$ (22,294)	\$ 358,233	
SPECIAL EDUCATION	\$ 2,746,033	\$ 40,033,396	\$ 42,201,939	\$ 42,184,057	\$ 39,738,848	\$ 41,369,357	\$ 41,299,352	\$ 3,040,581	\$ 3,578,615	\$ 3,630,738	\$ (557,341)	\$ 3,073,397	
TOTAL UNRESERVED - UNDESIGNATED	\$ 2,889,686	\$ 67,688,081	\$ 68,976,561	\$ 69,245,111	\$ 67,107,018	\$ 67,959,407	\$ 68,155,866	\$ 3,470,749	\$ 3,906,840	\$ 3,978,931	\$ (744,122)	\$ 3,234,809	4.75%
GENERAL FUND UNRESERVED - DESIGNATED													
Property Account	\$ 922,305					\$ 30,000	\$ 159,695	\$ 922,305	\$ 892,305	\$ 762,610		\$ 762,610	
Separation / Severance	\$ 1,635,989	\$ 1,380,256			\$ 637,133			\$ 2,379,112	\$ 1,635,989	\$ 1,635,989	\$ 744,122	\$ 2,380,111	
Student Clubs	\$ 41,074	\$ 28,800	\$ 28,800	\$ 28,800	\$ 28,800	\$ 28,800	\$ 28,800	\$ 41,074	\$ 41,074	\$ 41,074		\$ 41,074	
TOTAL UNRESERVED - DESIGNATED	\$ 2,599,368	\$ 1,409,056	\$ 28,800	\$ 28,800	\$ 665,933	\$ 58,800	\$ 188,495	\$ 3,342,491	\$ 2,569,368	\$ 2,439,673	\$ 744,122	\$ 3,183,795	
GENERAL FUND RESERVED- for HEALTH & SAFETY for SAFE SCHOOLS													
for HEALTH & SAFETY	\$ 1,245		\$ 127,278	\$ 142,265		\$ 250,533	\$ 142,265	\$ 1,245	\$ (122,010)	\$ 1,245		\$ 1,245	
for SAFE SCHOOLS	\$ -		\$ 1,200,124	\$ 1,200,124		\$ 1,135,371	\$ 1,198,987	\$ -	\$ 64,753	\$ 1,137		\$ 1,137	
TOTAL RESERVED	\$ 1,245	\$ -	\$ 1,327,402	\$ 1,342,389	\$ -	\$ 1,385,904	\$ 1,341,252	\$ 1,245	\$ (57,257)	\$ 2,382	\$ -	\$ 2,382	
TOTAL GENERAL FUND	\$ 5,490,299	\$ 69,097,137	\$ 70,332,763	\$ 70,616,300	\$ 67,772,951	\$ 69,404,111	\$ 69,685,613	\$ 6,814,485	\$ 6,418,951	\$ 6,420,986	\$ -	\$ 6,420,986	
NONMAJOR FUNDS													
Food Service	\$ -	\$ 133,453	\$ 308,193	\$ 308,193	\$ 133,453	\$ 308,193	\$ 308,193	\$ -	\$ -	\$ -		\$ -	
Community Services	\$ 3,142	\$ 297,606	\$ 279,057	\$ 279,057	\$ 297,067	\$ 277,695	\$ 277,865	\$ 3,681	\$ 4,504	\$ 4,334		\$ 4,334	
TOTAL NONMAJOR FUNDS	\$ 3,142	\$ 431,059	\$ 587,250	\$ 587,250	\$ 430,520	\$ 585,888	\$ 586,058	\$ 3,681	\$ 4,504	\$ 4,334	\$ -	\$ 4,334	
TOTAL GOVERNMENTAL FUNDS	\$ 5,493,441	\$ 69,528,196	\$ 70,920,013	\$ 71,203,550	\$ 68,203,471	\$ 69,989,999	\$ 70,271,671	\$ 6,818,166	\$ 6,423,455	\$ 6,425,320	\$ -	\$ 6,425,320	
								1 + 2 - 5	1 + 3 - 6	1 + 4 - 7		10 + 11	12 + 7

27

FOR COMMENTS, PLEASE SEE NEXT PAGE.

REVISED BUDGET #2
RECOMM. BOARD APPROVAL
APPROVED BY SCHOOL BOARD

DATES
5/28/09

>WHILE BOTH THE REVENUE AND EXPENDITURE BUDGETS INCREASED, THE NET IMPACT ON FUND BALANCE IS UNDER \$2000.
>THE MONTHLY MONITORING SYSTEM FLAGGED A DOWNWARD TREND IN REVENUE CAUSING US TO ANALYZE THE BUDGET AND PREPARE A SECOND REVISION. THROUGH THAT ANALYSIS WE IDENTIFIED THAT THE MAJORITY OF THE LOWER REVENUE TREND CAN BE DIRECTLY LINKED TO THE MDE SPECIAL EDUCATION TUITION BILLING PROCESS. DURING THE COURSE OF THE YEAR, MDE IS CALCULATING TUITION USING STATE MIDPOINTS RATHER THAN DISTRICT 287 ACTUAL STUDENT IEP MINUTES. THIS IS CAUSING A MUCH LOWER CALCULATION THAN WILL BE GENERATED WHEN MDE PULLS IN 287 FINAL ACTUAL STUDENT DATA.

REVISED BUDGET
RECOMM. BOARD APPROVAL
APPROVED BY SCHOOL BOARD

DATES
2/12/09
2/12/09

>THE TOTAL FUND BALANCE DOLLAR AMOUNT IS PROJECTED TO INCREASE FROM THE JULY 1, 2008 LEVEL. THE PERCENT OF FUND BALANCE DECREASES SLIGHTLY DUE TO GROWTH IN TOTAL BUDGET NUMBERS.
>PROJECTED ENROLLMENT FOR THE YEAR IS LOWER THAN ANTICIPATED IN THE ORIGINAL BUDGET IN ALL DIVISIONS.
>AT THIS POINT IN THE YEAR MDE SPECIAL EDUCATION TUITION REVENUE APPEARS TO BE ADEQUATE. WHILE OVERALL SPECIAL EDUCATION STUDENT ENROLLMENT IS SLIGHTLY DOWN, THE MIX OF REVENUE GENERATED IN SPECIAL EDUCATION IS PROJECTED TO PROVIDE A NET INCREASE IN THE SPECIAL EDUCATION FUND BALANCE.
>THE ADM DECREASE IS PARTICULARLY EVIDENT IN THE ALC'S WHERE ENROLLMENTS DROPPED BY NEARLY 100 ADM'S FROM THE ORIGINAL BUDGET PROJECTIONS. CONSEQUENTLY ALC REVENUE DECLINED BY APPROXIMATELY \$1M. THIS HAS BEEN PARTIALLY OFFSET BY \$.5M IN EXPENDITURE REDUCTIONS,
>THE INCREASE IN THE FOOD SERVICES BUDGET REFLECTS THE CONSOLIDATION OF ALL FOOD SERVICES COSTS, INCLUDING STAFF AND CONTRACTED SERVICES, INTO THE FOOD SERVICES FUND. A DEFICIT IS ANTICIPATED FOR FY09. THE DEFICIT WILL HAVE TO BE COVERED AT YEAR END BY A TRANSFER FROM THE GENERAL FUND.

ORIGINAL BUDGET
PROPOSED TO BOARD FINANCE COMMITTEE
APPROVED BY BOARD FINANCE COMMITTEE
RECOMMENDED BOARD APPROVAL
APPROVED BY SCHOOL BOARD

DATES
6/18/08
6/18/08
6/26/08
6/26/08

>INCORPORATES THE BOARD FINANCE BUDGET ASSUMPTIONS AS APPROVED, THE MOST SIGNIFICANT OF THESE BEING THAT MDE SPECIAL EDUCATION TUITION BILLING WILL BE FULLY IMPLEMENTED IN FY09.
>TO PREPARE FOR MDE SPECIAL EDUCATION TUITION BILLING THE FOLLOWING HAS OCCURRED:
- ALL BUILDING OPERATIONS AND MAINTENANCE COSTS HAVE BEEN MOVED FROM THE DIVISIONS TO THE DISTRICTWIDE CATEGORY WHERE LEASE LEVY AND GENERAL EDUCATION AID WILL COVER THEM.
- OTHER EXPENDITURES COVERED BY SPECIFIC FUNDING SOURCES ARE REFLECTED IN THE DISTRICTWIDE CATEGORY, FOR EXAMPLE, THE NEW SAFE SCHOOLS LEVY AND GRO GRANT FOR REGIONAL MATH/SCIENCE TEACHER TRAINING.
>WHILE THE TOTAL BUDGET REFLECTS AN INCREASE OF 12%, THE MAJORITY OF THAT, 7.5%, IS ATTRIBUTABLE TO NEW REVENUE AND EXPENDITURES RELATED TO THE GRO GRANT, SAFE SCHOOLS AND THE FIRST YEAR OF PRINCIPAL AND INTEREST PAYMENTS FOR SOUTH EDUCATION CENTER. IN ADDITION THERE HAVE BEEN REDUCTIONS IN THE ALC'S, IN LCTS COUNTY FUNDING AND TRANSFERS OF SAFETY RELATED COSTS TO THE LEVY CATEGORY. THIS LEAVES AN INCREASE IN THE NORMAL BUDGET OF 4.5%
>THE TRANSFERS COLUMN HAS BEEN ELIMINATED AND THE REQUIREMENTS FOR INCREASING THE DESIGNATED FUND BALANCE FOR SEPARATION AND SEVERANCE ARE SHOWN IN THE REVENUE AND EXPENDITURE COLUMNS.

28

INTERMEDIATE DISTRICT 287
PLYMOUTH, MINNESOTA
BOARD OF EDUCATION

Regular Meeting – May 28, 2009

AGENDA SECTION: ADMINISTRATIVE SERVICES REPORTS

ITEM: 8.1b

PRESENTED BY: Janet Johnson, Director of Finance Services

1. Background Information

A motion is necessary to approve the May 2009 Budget Revision as presented. The budget has a Beginning Fund Balance of \$5,493,441, with a revised Revenue Budget of \$71,203,550, an Expenditure Budget of \$70,271,671, resulting in a revised 6/30/09 Adjusted Fund Balance of \$6,425,320.

2. Fiscal Impact/Funding Source: The fiscal impact for this action is negligible. The net change in Fund Balance for this revision is under \$2,000.00.

3. RECOMMENDED ACTION: The Board approve the FY 09 Budget Revision as presented.

Motion by: _____ Yes ____ Passed ____

Second by: _____ Yes ____ Failed ____

Abstentions: _____

**RESPONSIVE.
INNOVATIVE.
SOLUTIONS.**

Intermediate District 287
North Area Facilities Discussion,
May, 2009

DISCUSSION OUTCOMES

◎ Discussion Outcomes

- Highlight the district's strategic plan and its importance to decision making
- Review new information since the April Board discussion
- Understand critical timelines that impact School Board decisions.
- Determine preliminary preferred options for further administrative work.

MISSION

The mission of Intermediate District 287 is to be the premier provider of innovative specialized services to ensure that each member district can meet the unique learning needs of its students.* See full strategic plan in supporting documents. The Board has requested that this decision be analyzed with the lens of the strategic plan. It is provided to comply with that request.

NEW INFORMATION- HOSTERMAN/ROBBINSDALE

- Robbinsdale has indicated that it would not be fiscally prudent for 281 to provide capital items that 287 recommends as minimal standards for its facilities. ***These include fire/life system items, HVAC & electrical system improvements, interior plumbing improvements to restrooms, fountains & classroom sinks, window improvements etc. (See supporting Hosterman modification memo)***
- Robbinsdale has initiated a committee to analyze Hosterman and other excess 281 properties for future divesting
- Robbinsdale has clarified that their lease will increase by 5 percent for FY10 without any building improvements.
- North Vista lease is increasing 21% percent for FY10 (all of this is considered leviabile)

NEW INFORMATION

COMMERCIAL SITE RENOVATION

- ◎ The City of New Hope expressed some questions & concerns about viability of an alternative commercial site renovation plan.

NEW INFORMATION- EDGEWOOD/OSSEO

- ◎ Lease rate increase for Edgewood is 29.21% for FY10. This is partially attributable to the original Osseo assumption that they would continue to use a portion of the building. In reality, they did not and we have been using the entire building.
- ◎ Osseo has indicated an interest in 287's purchase of Edgewood.

NEW INFORMATION - QSCB'S AVAILABILITY

WHAT IS A QUALIFIED SCHOOL CONSTRUCTION BOND (QSCB)?

- ◉ Description-The QSCB program is a new tax credit program created by the American Recovery and Reinvestment Act of 2009. They provide bondholders with a tax credit in lieu of an interest payment.
- ◉ Eligibility-All school districts & school buildings are eligible regardless of size or poverty levels.
- ◉ Uses-New Construction, facility rehabilitation, repair, equipment, land acquisition
- ◉ Available Allocation-For calendar 2009, \$75.85 million is available statewide. 2010 allocations will be announced at a later date.
- ◉ Application Process-Submit a completed application, together with the required attachments, to MDE by JUNE 29th,2009 If application is denied in FY09, applicant is still in running for FY10.

NEW INFORMATION

FEDERAL STIMULUS MONEY

- New MDE information about federal stimulus money indicates that Intermediates would be eligible for QSCB (Qualified School Construction Bonds) for new construction projects.
- Deadline for application is June 29th for FY10
- Application requires a Board Resolution which indicates a project to be undertaken and associated budget.
- 287's application for such funds would possibly provide an off set of funds needed for construction.

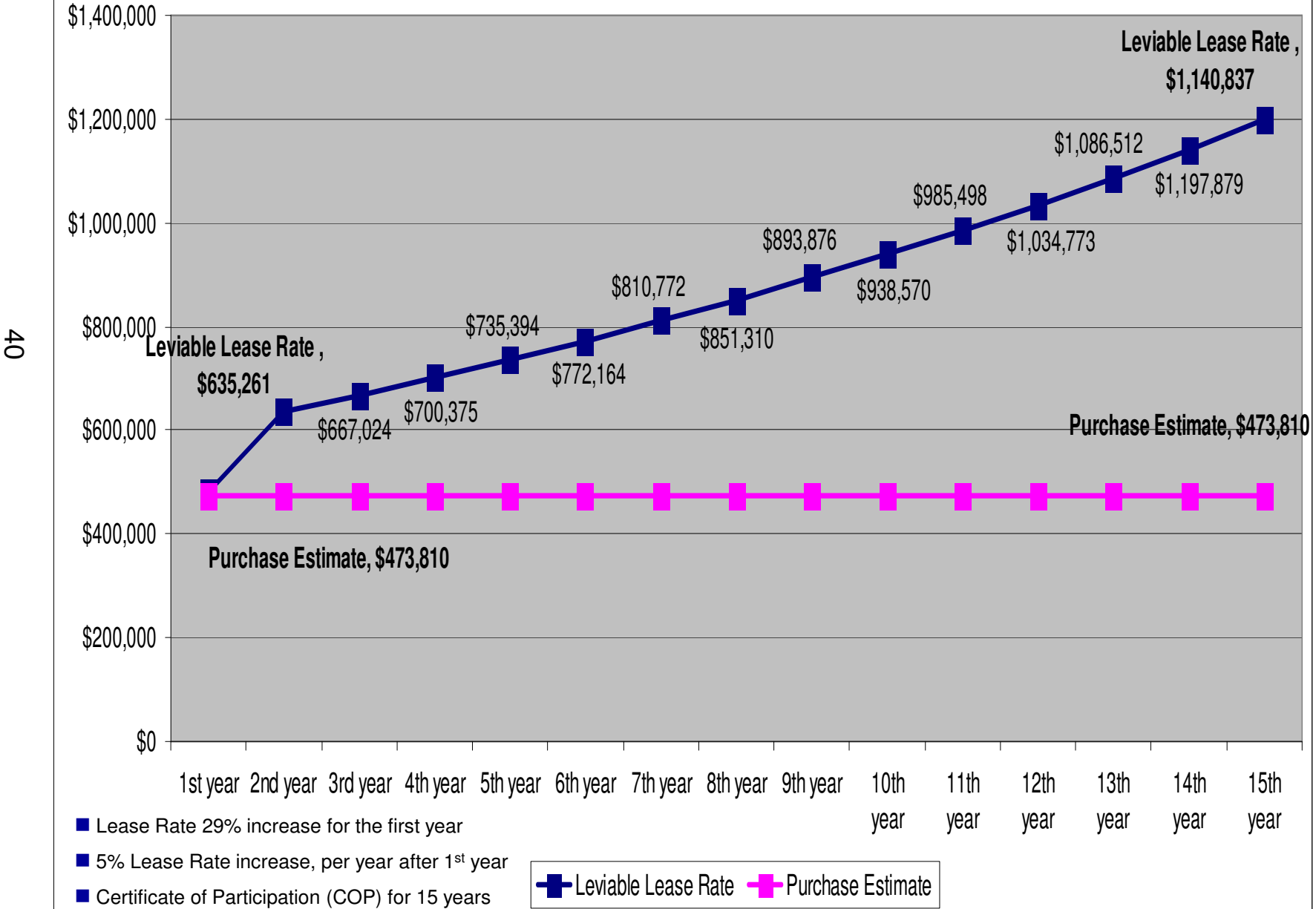
CRITICAL TIMELINES

- ◉ Edgewood and Hosterman leases are one year leases and need to be renewed by July 1.
- ◉ The current Edgewood lease allows for a credit of 15 % FY10 lease costs towards the purchase.
- ◉ The Robbinsdale committee charged with divesting recommendations on excess 281 properties will be making it recommendations over the next 18 months.
- ◉ In order to apply for federal stimulus dollars for FY10, a 287 School Board resolution would need to be made by June 29th, 2009.

FACILITIES OPTIONS FOR EDGEWOOD

- ◎ 1-Continue leasing this site from Osseo (either short-term or multi-year lease)
 - Good building
 - Successful operation of current programs on site
 - Neighborhood seems to have accepted 287
- ◎ 2-Purchase Edgewood based on loan payments as compared to leasing costs
 - Could realize 15 % of FY09 lease costs as a credit toward purchase, \$97,940.00. In addition, 287 could realize 15% of FY10 lease costs towards purchase, approximately \$8,000.00 per month.
 - Could be purchased for a stable loan payment which is less than projected lease payment.

Edgewood Lease vs. Own Comparison



WHAT IS A CERTIFICATE OF PARTICIPATION (COP)?

- ⦿ Certificates of Participation are a borrowing instrument similar to bonds.
- ⦿ This borrowing instrument has been recommended by Springstead as an alternative to borrowing from a bank (typically they are a slightly less expensive borrowing tool) .
- ⦿ This is the vehicle that we will be using to refinance the Bren Rd lease purchase.

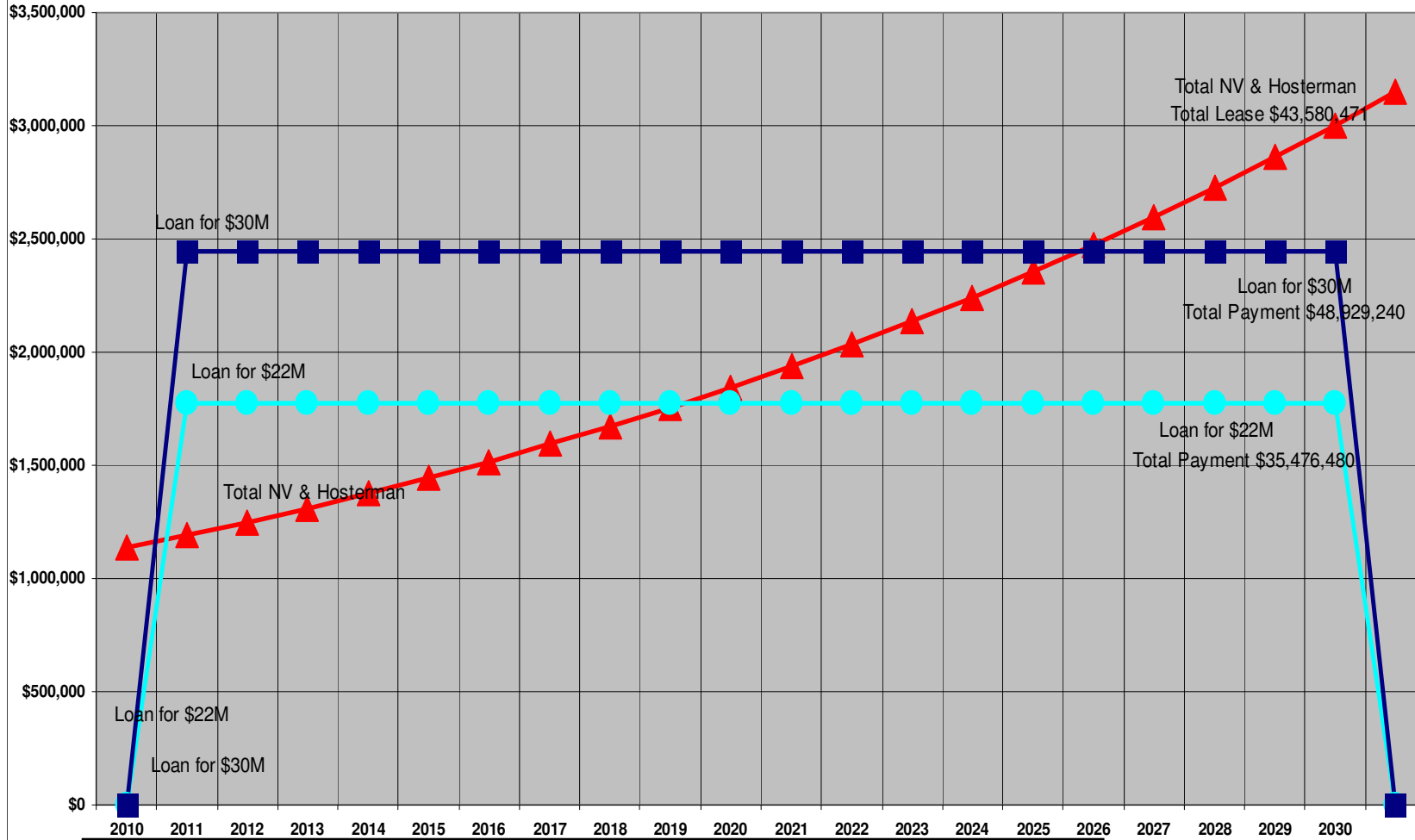
FACILITIES OPTIONS FOR HOSTERMAN/ NORTH VISTA

- 1-Continue leasing on short term basis
 - District 281 is considering divesting options for this property. District 287 needs to consider the need for a stable site. Decision will need to be made on a lease request of one year or multi -year.
- 2-Purchase & renovate Hosterman.
- 3-Purchase vacant land adjacent to Hosterman & build new building. Use possible federal stimulus dollars & escrowed SEC interest/contingency dollars to offset building costs and any excess cost beyond current lease levy.
- 4-Pursue City of New Hope for commercial building re-zoning and renovation approval.

Please refer to Q & A responses from April 23rd Board meeting.

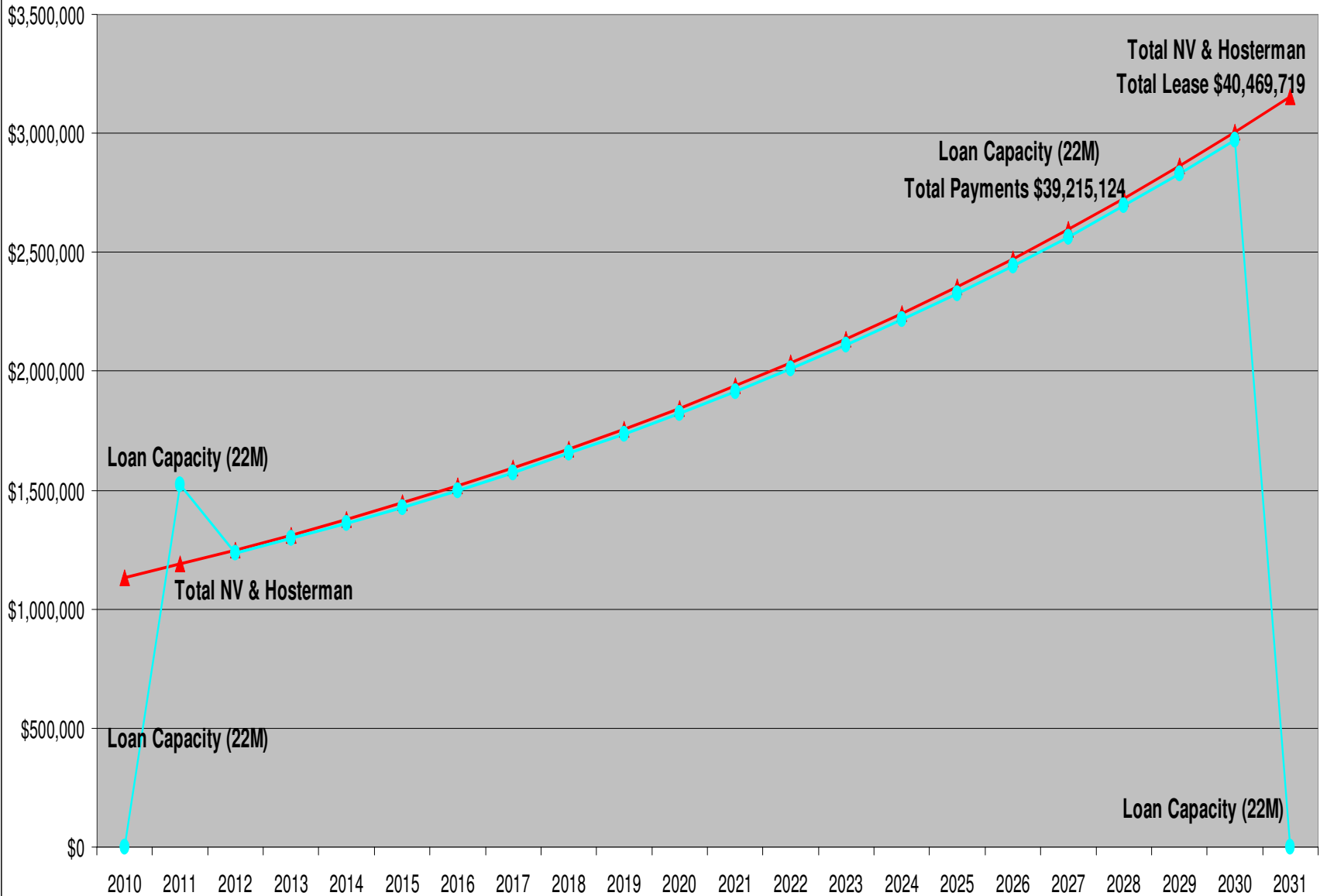
Level Loan Payment

43



- Certificate Of Participation (COP) loan for 20 year term
- 5% annual increase in lease rates
- Loan capacity based on staying at current annual lease payments

Payments Match Lease Payments



Total NV & Hosterman
Total Lease \$40,469,719


Loan Capacity (22M)
Total Payments \$39,215,124

Loan Capacity (22M)

Total NV & Hosterman

Loan Capacity (22M)


Loan Capacity (22M)



44

BOARD DISCUSSION & POSSIBLE DIRECTION

45



Responsive. Innovative. Solutions.

STRATEGIC PLAN 2009-2013



Intermediate District 287
Partner in Education



A LETTER FROM THE SUPERINTENDENT

This is an exciting time to be in the business of thinking, teaching and learning. Many of you may have seen the popular YouTube video series, “Did You Know...,” created by self-described zealot for 21st Century learning, Howie DiBlasi. One of the video’s most profound statements concludes, “We are currently preparing students for jobs that don’t yet exist, using technologies that haven’t been invented, in order to solve problems we don’t even know are problems yet.”

Clearly, this is a time that requires responsive, innovative solutions to meet the challenges facing public schools. Recognizing the immediacy of these new demands, Intermediate District 287 set out to create a new strategic plan that would direct our energies to meet member districts’ emerging needs.

To bring about long-term, significant change for our entire school district required a serious and deliberate conversation. Intermediate District 287 began that conversation in the fall of 2007 with a simple, but bold question, “Should we continue to exist?” The thought was both arresting and liberating.

Strategic planning, by its very nature, demands a different approach that allows us to break out of “business as usual” thinking. We envisioned wholly different ways of meeting needs and driving results.

Our planning has allowed us to:

- **Identify our core values**
- **Declare our core purpose, and**
- **Design the means to achieve that purpose**

To put our new framework into practice will take time. We expect to implement the plan over the next five years. Our work will be guided by well-researched action plans and supported by both district and board leadership.

Our new strategic plan creates the conditions for us to go beyond incremental improvement, to true transformation. As Superintendent, I would like to thank the more than 60 individuals who worked so hard on this plan over the past year. Their participation in the process has given us an internal understanding from which we can build a broader awareness. Their deliberate and thoughtful efforts will help steer our actions and ensure our success.

Sandy Lewandowski
Superintendent

Who We Are

Intermediate District 287, one of only three intermediate districts in the state, was founded in 1967 by a group of school districts seeking to provide students with vocational education options. Since then, District 287 has grown to a consortium of 13 west metro suburban districts and added special education, gifted education, world language and other academic specialties to its long list of services and programs for students and staff. District 287 member districts serve a combined student enrollment of 100,000 students.

Sharing staff and resources is an effective way for District 287’s member districts to provide highly specialized educational programs to their students and families.

MEMBER DISTRICTS

Bloomington, Brooklyn Center, Eden Prairie, Edina, Hopkins, Minnetonka, Orono, Osseo, Richfield, Robbinsdale, St. Louis Park, Wayzata and Westonka.

For more than 40 years, school districts have relied on Intermediate District 287 to customize services for their most challenging students and complex business needs.

What We Believe

CORE VALUES

- All people have intrinsic value.
- All people have the capacity to contribute to society.
- When people with varying perspectives collaborate, the impossible becomes possible.
- Learning unlocks human potential.
- Integrity is essential for sustaining effective relationships.
- Respect for all people and the diversity of ideas enriches the individual and strengthens society.
- Responsiveness and innovation are key to thriving in a changing world.
- People perform best when they are engaged, connected and supported.

MISSION

The mission of Intermediate District 287 is to be the premier provider of innovative specialized services to ensure that each member district can meet the unique learning needs of its students.

Strategic Objectives

By 2013, each member district will:

- Declare satisfaction with the value and effectiveness of specialized services delivered to it by Intermediate District 287.
- Declare that Intermediate District 287 services are vital to ensure that the member district can meet the unique learning needs of its students.

Conditions of satisfaction, agreed upon in structured conversations between District 287 and the member district, will drive program design, delivery and measurement.



Strategy 1

We will design and implement communication systems to include accurate and trusted data that guide individual and collective decision-making and clarify perceptions.

This strategy begins to address two realities. First, different districts have different priorities (based on size, student demographics, staff experience, budget) that all play a role in how they approach meeting the needs of their students. Second, districts look at the reams of data and

need help converting raw data into meaningful and useful information to make decisions. Strategy 1 attempts to identify the “universe of data” available to districts, interpret and characterize that data quickly, and ultimately, help districts make sound decisions based on good information.

Results to be achieved over the next five years:

All District 287 and key member district staff understand the mission and process for assessing the strategic objectives.

Dynamic and flexible measurement tools essential for assessing the strategic objectives are being used by District 287 and each member district.

A system is in place to make collaborative decisions based on aggregate data measuring satisfaction.

Results to be achieved over the next five years:

District 287 and member districts participate in the development, selection and annual review of data elements critical to making decisions and clarifying perceptions about 287 programs and services and agreed upon ways to collect and measure those elements.

Optimal web based and/or other tools have been selected and launched that visually present real time customized data for each district in order for them to make decisions.

District 287 and a representative sample of at least three member districts have piloted and provided feedback on the usability of real time customized visual data tools.

District 287 provides real time customized visual data tools that member districts use for making informed decisions.

Strategy 2

We will develop streamlined and transparent communication and decision-making systems to build trust and relationships to achieve our strategic objectives.



The issues of communicating and making decisions are complex and by nature intertwined. Strategy 2 goes to the heart of how District 287 and its member districts coexist and do business together. Results outline a plan for engaging in open and transparent two-way communications to deliver more individualized services.

Strategy 2 also envisions a more flexible and responsive decision-making process, unencumbered from decision-making by consensus. By taking decision-making out of the current group one-size-fits-all advisory structure, genuine problem solving on a deeper scale can occur.

Results to be achieved over the next five years:

A system is in place for member districts and 287 to engage in professional learning, information sharing, collaboration, identification of needs, and problem solving.

A clear, concise system of communication is established and understood by District 287, member districts, and their families.

A clear, concise system of decision-making is established, understood, and used to meet the unique needs of individual districts.

An array of communication and meeting-facilitation skills that develop and foster trusting relationships will be used among members and District 287.

The decision-making system provides an accountability structure to build trust and relationships to achieve our strategic objectives.

Strategy 3

We will design and when necessary redesign a continuum of direct and indirect innovative services with the priority to ensure that each member district can meet the unique learning needs of its students.

This strategy's results aim to create a flexible, durable and responsive system that fosters innovation. The first four results focus on creating a system to increase innovation in our district and member districts.

The last two results focus on creating a climate of innovation in our district and with our member districts. As with strategies 1 and 2, implementation of strategy 3 will be carefully evaluated at every step and adapted as needed.

Results to be achieved over the next five years:

District 287 has an established mechanism that responds to internal and external needs and ideas and generates innovative solutions.

District 287 uses a responsive system that effectively designs, develops, and/or implements an array of innovative direct and indirect services.

District 287 uses quality indicators to evaluate, modify, and continually improve a spectrum of cost-effective direct and indirect services.

District 287 engages in collaborative processes both internally and externally to share expertise, practices, and solutions that promote consistent quality and value.

District 287 has a thriving, collaborative culture that embraces shared core values and is committed to achieving our mission.

District 287 has a thriving, collaborative culture that embraces risk-taking, fosters innovation and flexibility, celebrates success, and encourages fun.

RESPONSIVE. INNOVATIVE. SOLUTIONS.

Our strategic plan recognizes the unique needs of each member district and creates a new way to work together at the speed of business.



1820 Xenium Lane
Plymouth, MN 55441
763.559.3535
www.district287.org



Intermediate District 287
Partner in Education

INTERMEDIATE DISTRICT 287

INTER-OFFICE MEMORANDUM

TO: Sandra Lewandowski, Colleen Baumtrog

FROM: Thomas Shultz

DATE: April 22, 2009

SUBJECT: Hosterman Improvements & Modifications

The Hosterman building itself meets the needs of our programs but to be a fully functional up to date school there are improvements and changes that should take place for District 287 to continue to remain an occupant. The following is a list of these items based on recommendations from the Dec 2007 facility audit conducted by RSP i_Space and from physical inspections of the site by District 287 staff (not in a prioritized order).

• Building shell (windows, sealant, doors, louvers)	\$260,000
• Interior plumbing services (restroom fixtures, classroom sinks, etc)	\$423,000
• HVAC Systems (fan units, unit heaters, ductwork, etc.)	\$1,800,000
• Fire/Life Safety (fire alarm system and sprinkler system)	\$300,000
• Electrical systems (main service, p.a. system, lighting, etc)	\$620,000
• Painting Estimate	\$ 52,000
• <u>Misc Items</u>	<u>\$ 50,000</u>
• Total	\$3,505,000

(Excludes new boiler and fuel oil system, \$550,000)

This list is not a comprehensive list of all needs for the building but what needs to be done to bring the building up to a standard we require in our newer sites. These costs donot include pool improvements, remodeling to fit our needs, any code issues or air conditioning. This is a list of items that are needed to provide a safe and quality environment for our students and staff. There are other issues that would need to be addressed if we were to remain in this building but were not apart of the audit; they include remediation of all hazardous material (asbestos, lead paint, mercury, etc), mold and any moisture related issues related to mold possibilities and ADA compliance where required. This list is only cursory and further assessment is required for a full list of recommended improvements for the Hosterman site.

The costs related to abatement and remediation are not known to District 287 but District 281 should have an appreciate survey of these items and a cost estimate for the removal. The cost associated with modifications to better allow the building to fit District 287's needs is dependent on the extent of the changes made to the facility. These costs would range from \$15 - \$22 million beyond the infrastructure improvements referenced earlier.

A project this inclusive would require MDE approval based on the level of improvements to an existing school building.



Business Services Department
ROBBINSDALE AREA SCHOOLS

4148 Winnetka Avenue N • New Hope MN 55427-1288 • 763-504-8038

May 15, 2009

Intermediate District #287
Facilities Administrator
Mr. Tom Shultz
1820 Xenium Lane North
Plymouth, MN 55441

Dear Tom,

Robbinsdale School District 281 conducted a "Facilities Study" during the 2008-2009 school year. Following that study, the School Board took action to close two elementary buildings and a middle school due to declining enrollment. That facilities study also identified Hosterman School and the auxiliary program buildings as excess property.

Currently there is a divestiture committee being developed to study options for building divestiture. That committee will represent the School Board and receive input from the communities with closed buildings and the auxiliary program buildings. We will await a decision from the divestiture committee to determine how the Hosterman School will be affected. The committee is scheduled to be formed and begin meeting in July, 2009, with the goal of providing recommendations for School Board consideration in 2010.

With this divestiture decision pending, there are no major renovations planned for the 2009-2010 school year at Hosterman School. We will continue to perform regular routine maintenance and repairs to the property. Please contact Karylann Marchand at 763-504-8038 with any concerns that you may have at this time.

Sincerely,

Gary L. Hauan
Director of Finance

c: Superintendent Stan Mack
Jim Gerber

Responses to School Board Questions Regarding North Area Facilities (Board questions from the April 23, 2009 Board meeting.)

1. How does the level loan payment structure meet the parameter of not exceeding current levy costs?

- a. Costs associated with the level loan payment structure would exceed the projected lease costs for the first nine years and then be lower than the projected lease costs for the remaining eleven years. Loan payments could be structured to eliminate this; however this option would cost approximately \$4M more over the length of the loan.
- b. As we learn more about Federal Stimulus dollars, we understand that 287 can apply for Qualified Zone Academy Bonds (QZABs) and/or Qualified School Construction Bonds (QSCBs). These are dollars that can be used for school building renovation construction. Should we apply for and receive any of these dollars, they would be used to mitigate the impact of any loan payment.
- c. The School Board could decide to utilize remaining SEC interest and contingency funds to offset this difference.
- d. Administration could examine other potential operating fund dollars help offset the difference.

2. How can we project demand in 10 years?

- a. To project demand ten years out is difficult and we can offer only our best estimate based on historical trends. Enrollment in some programs is declining. Enrollment in customized special education programs is growing. There have been waiting lists for these programs in recent years. For example, the student population attending Hosterman has been stable for many years. All indicators show that Hosterman will continue to sustain enrollment for the most significantly challenged students.
- b. The design and materials for either new construction or remodeling will be selected so as to ensure maximum flexibility to alter spaces for a variety of uses throughout the life time of the building. For example, specifications for the design and make up of interior partitions would call for the flexibility to alter spaces to fit the changing needs of students and programs in the next twenty years and beyond.

3. How will the state funding structures impact enrollment and programming in 10 years?

State funding structures change very slowly. Many of our programs today revolve around specialized needs and/or student choice. Both of these areas continue to have legislative support, albeit inadequate. Also, the student population that needs specialized programming for complex educational needs is showing no sign of decreasing at 287. The new 287 Strategic Plans calls upon 287 to meet the unique needs of our member districts and the financial constraints of our member districts are and will continue to be paramount in our planning and programming.

4. What percent of the enrollment of 287 students on the North End would this proposal address?

- a. This proposal includes the students at Hosterman (175 ADMs) and North Vista (80 student + 30 Daycare ADMs). This is 60% of the north area student population. This proposal does not

include the students at North West Tech Center (95 ADMs) or Edgewood (124 ADMs) or VET (13).

If 287 purchases another school building in the north area, 60% of 287 total student enrollments would be attending school in a District owned facility and 40% would attend in a leased facility.

- b. An option being discussed with the Osseo School District could include a possible ownership by District 287 of the Edgewood building and NWTC students being housed at an Osseo District owned site (District 287 would lease this site from Osseo). This would change the percentages to approximately 84% in owned sites and 16% in leased sites.

5. What role does non-member enrollment play in facilities use?

Approximately 15% of the enrollment in both center based special education and 287 run area learning centers are from non-member districts. The majority of the 15% is from Minneapolis.

6. Is there information about the cost differential between building and renovating?

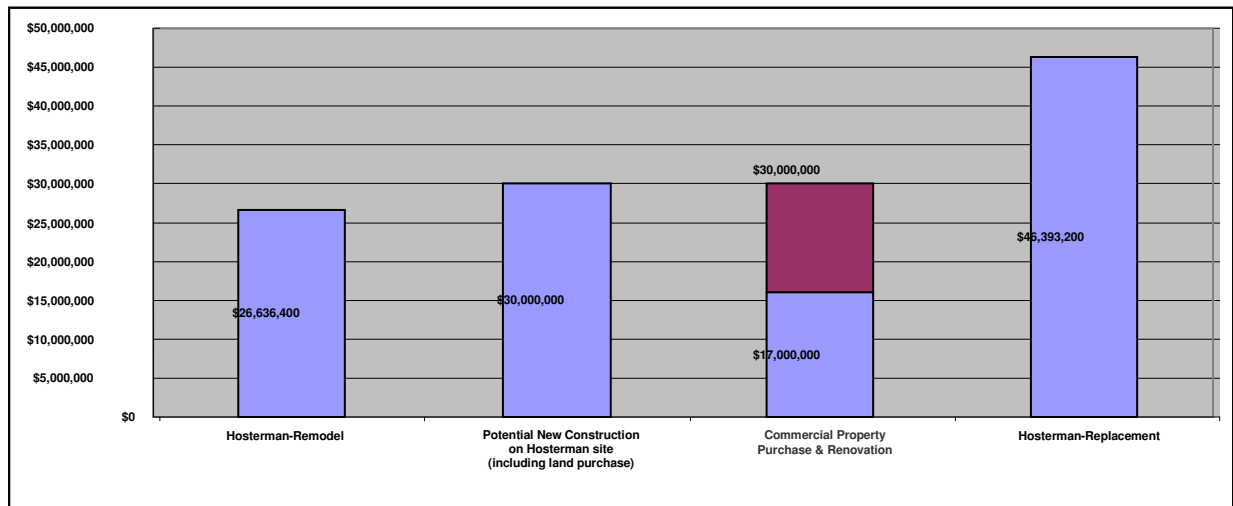
The cost differential is dependent on conditions of an existing facility. One fact of a renovation is it could be done more quickly if the site is providing a good exterior which allows interior work to proceed more quickly than new construction. The cost is truly dependent upon the design and features built into the facility.

The following are the basic cost differences:

- o Approximate renovation cost of Hosterman not including purchase price - \$26,636,400.
- o Approximate cost of a land purchase & new building - \$30,000,000.
- o Approximate purchase of commercial building & renovation at varying levels of customization/quality - \$17,000,000-\$30,000,000.

The renovation cost of Hosterman at \$26,636,400 would be approximately 57% of a new building of equal square footage. Such a newly constructed building (of equal square footage) would cost \$46,393,200. This figure is only for comparison purposes and is not the level of square footage needed should a decision to build new is made by the School Board.

The chart below provides a visual depiction of the above scenarios.



7. How does this proposal relate to the total population projection (potentially down 10%)?

- a. The ten-year enrollment data from MDE from 2001–02 through estimated 2010–11 shows a 1% decline in our member districts. It also shows that while some member districts are losing enrollment, others are gaining in enrollment. Many factors come into play when a district

decides to close a school. Sometimes, the condition or the location of the building keeps it from being a viable option for 287 programs.

- b. Money Matters 06.02, Minnesota School District Enrollment Trends Greg Crowe, Fiscal Analyst Fiscal Analysis Department, Minnesota House of Representatives February 2006.

By FY 2009, there are projected to be 272 districts with fewer students than in the previous year. It should be noted, however, that on a statewide basis, enrollment has begun to stabilize, and there are slight increases in the number of pupils in grades 1 through 6, an indication that stabilized statewide enrollment should continue.

- c. The Minnesota Association of School Business Officials (MASBO) presentation by David Stillman from BridgeWorks (www.generations.com) reported that the population size of the millennial generation (born 1982-2000) would be 76 million. This compares with Generation X (born 1965-1981) with 46 million and the Baby Boomers (born 1946-1964) at 80 million. This suggests that there will be a large increase in the school age population, or at least not a 10% decrease in school age youngsters. The question is, “Where will they go to school?”
- d. The MN State Demographic Center’s report on MN population projections, 2005-2035 states that by 2015, births will be at their highest levels since the baby boom era, that the most rapid gains will occur in the suburbs in the Minneapolis – St. Paul region, that there will be about 9% more children in 2015 than there are now and that the projected population change for Hennepin County between 2005-2035 is +5.3%. While this data suggests an increase in the school age population in the coming years, it does not address the choices that parent will be making related to school choice. Such choices increasingly include charter schools and online learning options. Since District 287 serves a population that is disproportionately special education, we anticipate this trend to be less of an impact to us than to a K-12 district. There may be some impact, however, to the 287 Area Learning Center programs. To learn more about the overall demographic trends please go the following website:
<http://www.demography.state.mn.us/resource.html?Id=19185>

8. What are the implications for planning, given a pending “cultural collision” between special education and regular education?

The educational trend to “personalize” education for all learners will require schools to individualize instruction and create new solutions. The need to continue to support students with disabilities is well grounded in the 35 year old IDEA (Individuals with Disabilities Education Act). The federal and state Special Education laws are all on track to be substantively unchanged and reauthorized.

9. What specific relationship does this planning have to the strategic plan?

The strategic plan recognizes 287 as a premiere of provider of tailored services to member districts. The elements of (1) continuity of location and (2) fiscal predictability relate to our ability to be considered a premiere provider. A third element, incorporating flexibility into any building design, relates to customizing services to be able to serve changing student populations and member district needs. The extent to which the three elements are considered in facilities’ planning will be the extent to which the strategic plan influences the process.

10. How can the benefits of Hosterman (the big spaces in old schools; pool) be realized in newer properties?

Some of the perceived benefits of Hosterman can be considered into the design of any building whether it is new or a renovated site. Actual implementation of those design elements would need to be weighed against the cost benefit of the project. That being said we have learned much about designing space to meet the special education needs of students sent to us by our member districts.

11. Could we analyze the potential buildings that might be available from the members (the oldest ones) for their location? Could another district's buildings be considered beyond Osseo and Robbinsdale?

- a. The MDE has a listing of all school sites for the state and when narrowed down to our member districts then sorted by size, location and availability. Further analysis could be done, however, in initial analysis completed by administration the Hosterman property has continued to meet the preliminary criteria of size, location, & availability.

Location	Sellable	District	District Name	Building Name	Age	Sq. Ft.
no	no	278	1 Orono	Orono High School	39.05	176,994
yes	yes	281	1 Robbinsdale	Hosterman	48.00	176,400
possibly	no	279	1 Osseo	Brooklyn Junior High	35.93	176,104
no	no	283	1 Saint Louis Park	Saint Louis Park Junior High	44.88	173,016
no	no	284	1 Wayzata	Wayzata West	43.15	167,000
possibly	no	286	1 Brooklyn Center	Earle Brown	5.00	150,000
possibly	no	284	1 Wayzata	Wayzata East	39.92	146,111
no	no	278	1 Orono	Orono Intermediate School	48.76	125,610
no	no	279	1 Osseo	District Educational Service Center	24.71	124,857
no	no	278	1 Orono Schools	Orono Middle School	8.00	122,000
no	no	272	1 Eden Prairie	Cedar Ridge	18.96	115,599

- b. Other District's buildings being considered need to be in a location that works for the needs of our student and member districts. Transportation is one of the biggest issues; both for the member districts (distance) and the students (bus lines).
- c. Size is also a consideration along with age and condition. When MDE's list of sites is sorted by size the list is limited to a few, eleven between 115,600 sq. ft. and 177,000 sq. ft.

12. What would it cost to buy Hosterman and remodel it? (Submitted by Peterson after meeting)

- a. The sale price for Hosterman was not included in the recent appraisal of the property; the appraisal was for land value only. Due to some of the building's issues, the sale price of the building would be best obtained from an appraisal or a Broker's Opinion of Value.
- b. Renovation of an exiting school is restricted not only by cost (60% of replacement value) but by 24 questions from the MDE. The cost of renovation for the Hosterman site would be approximately \$26,636,400. (Please refer to question 6)
- c. The renovation of Hosterman to meet the program needs would require a multi-phased project. The impact of such a renovation would need to account for impact on the students & member district needs such as transportation to alternative sites during the construction phase.



Minnesota Population Projections 2005 – 2035

Minnesota State Demographic Center
June 2007

MINNESOTA STATE DEMOGRAPHIC CENTER

Room 300
658 Cedar St.
St. Paul, MN 55155
Voice (651) 296-2557
Fax: (651) 296-3698

www.demography.state.mn.us

Minnesota Population Projections 2005-2035

58

Minnesota Population Projections 2005-2035 was prepared by Martha McMurry of the Minnesota State Demographic Center.

Upon request, this report will be made available in alternate format, such as Braille, large print or audio tape. For TTY, contact Minnesota Relay Service at 800-627-3529 and ask for the State Demographic Center.

June 2007

For additional copies of this report or other population information, contact the State Demographic Center helpline at (651) 296-2557.

MINNESOTA POPULATION PROJECTIONS 2005-2035

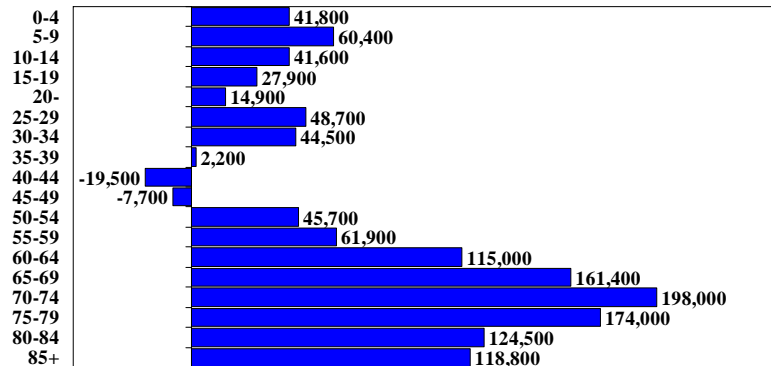
Minnesota's population is projected to grow to 5,709,700 by 2015 and 6,446,300 by 2035. These population gains will be driven by both natural increase – more births than deaths – and by net in-migration – more people

moving in than moving out.

The Twin Cities suburbs and the Rochester and St. Cloud regions are all expected to see substantial growth over the next 30 years. The lakes area of north central Minnesota is also projected to have a

From 2005 to 2035, fastest growth in Minnesota will be for ages over 65

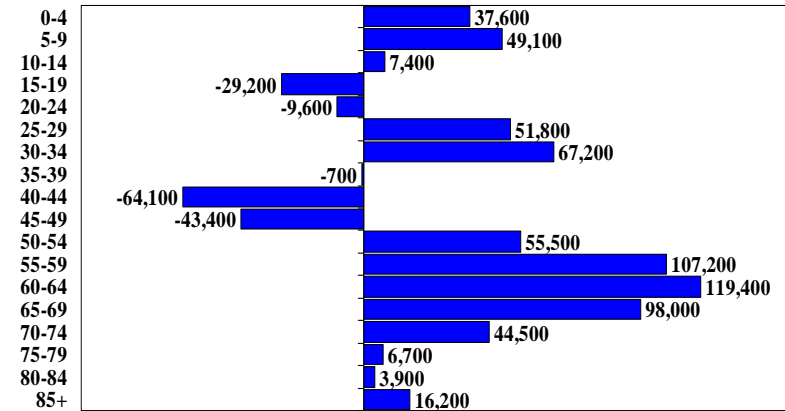
Projected change in number



Minnesota State Demographic Center projections
Numbers are rounded

From 2005 to 2015, fastest growth in Minnesota will be for ages 55 to 69

Projected change in number



Minnesota State Demographic Center projections
Numbers are rounded

considerable increase. Slow growth or decline is projected in much of western Minnesota and in the core counties of the Twin Cities.

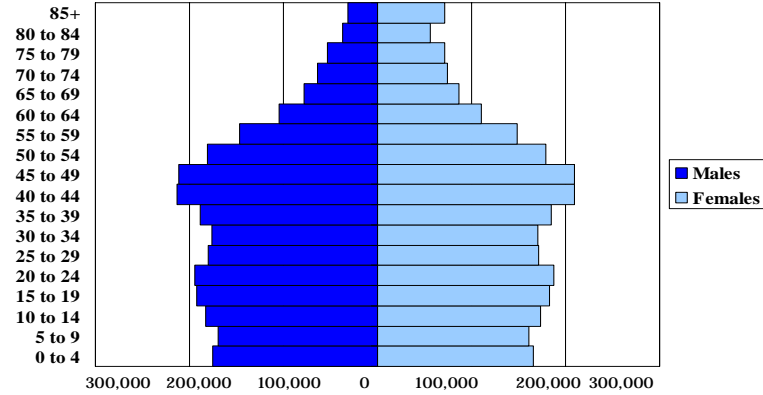
Population is aging rapidly

The continued aging of the baby boom will produce an explosion in the number of people ages 55 to 69 during the coming decade. Over the longer term, between now and 2035, the population over age 65 will more than double, from

623,200 in 2005 to 1,400,000 in 2035. By contrast, the population under age 65 will grow only 10 percent.

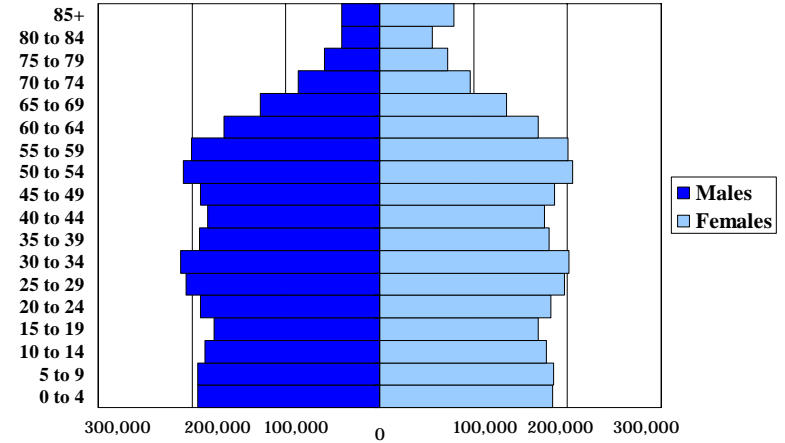
The statewide projections shown in this report are similar to those published in 2002. The modified 2005 population estimate used as a starting point in this series is close to the number projected for 2005 in the earlier series. (See <http://www.demography.state.mn.us/DownloadFiles/ooProj/PopulationProjections 02.pdf>.)

Minnesota's population in 2005 by age and gender



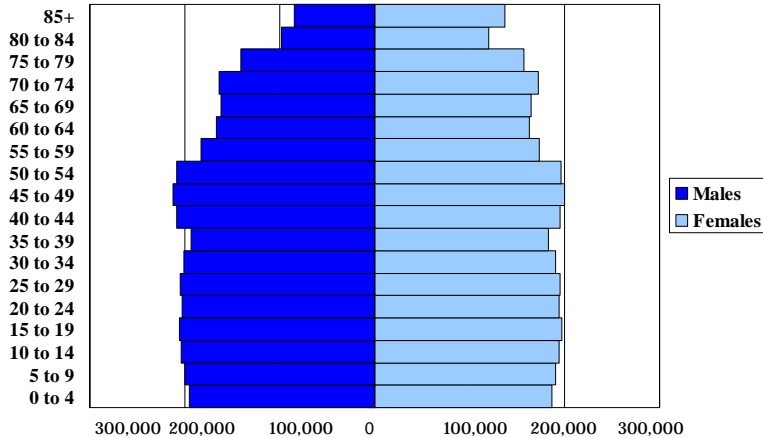
U.S. Census Bureau estimates modified by Minnesota State Demographic Center

Minnesota's population in 2015 by age and gender



Minnesota State Demographic Center projections

Minnesota's population in 2035 by age and gender



Minnesota State Demographic Center projections

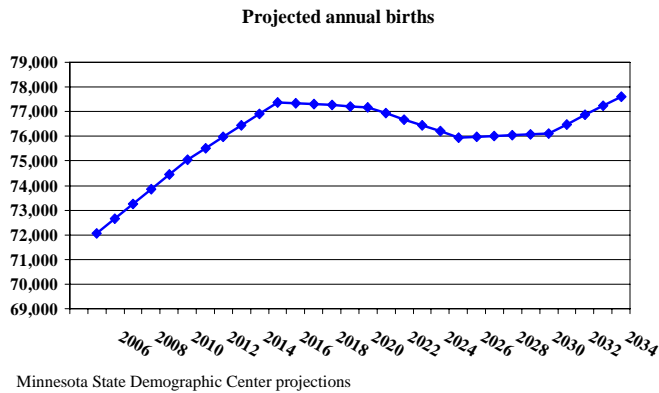
Figures for individual counties and age groups are often significantly different from the 2005 projections series, however.

Births and deaths both will rise

Births are projected to rise steadily between now and 2015. Births will be at their highest levels since the baby boom era of the 1960s, with more than 77,000 births by

2015. After 2015, births are projected to fluctuate within a narrow range, remaining well above the levels of the 1990s. Birth rates by age are projected to remain constant, so the increase in births is attributable to anticipated growth in the population of women of child-bearing age. The number of women 20 to 34, the age when they are most likely to have children, is expected to rise 10 percent during the coming decade.

Minnesota births projected to rise in the coming decade



Deaths will also increase. The number of deaths will rise from about 190,000 between 2005 and 2010 to 250,000 between 2030 and 2035. Though people are expected to live longer, the number of deaths will rise as the size of the population increases and the number of older people grows rapidly.

Natural increase will account for four-fifths of all growth

Natural increase, the excess of births over deaths, is projected to account for about 80 percent of all population growth over the next 30 years. Natural increase will peak between 2010 and 2015 and then decline as the number of deaths goes up.

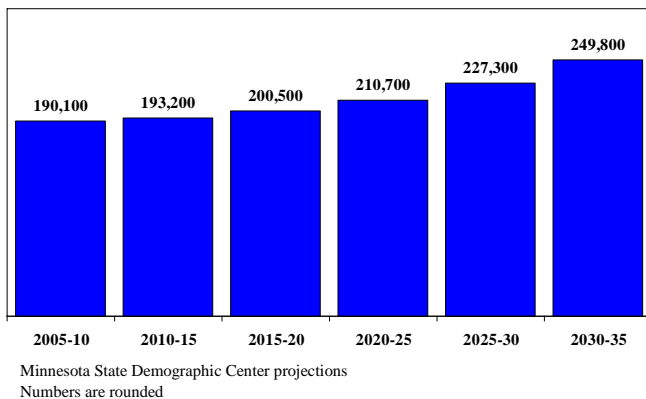
Migration is also expected to contribute to population growth, accounting for about 20 percent of total population growth in coming decades. Net in-migration is projected to taper off from about 80,000 between 2005 and 2010 to 16,000 between 2030 and 2035. A shift to higher in-migration or to out-migration is, of course, always possible

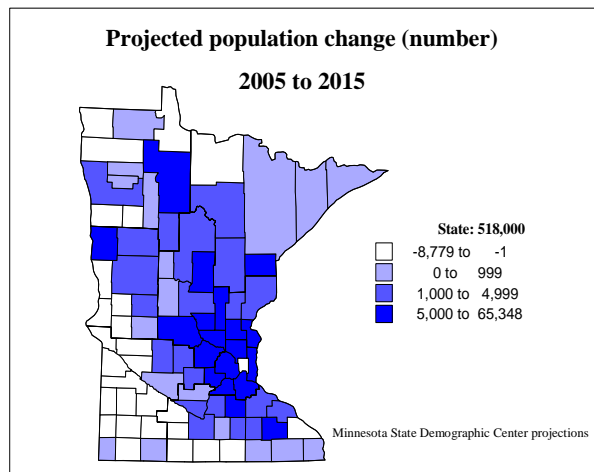
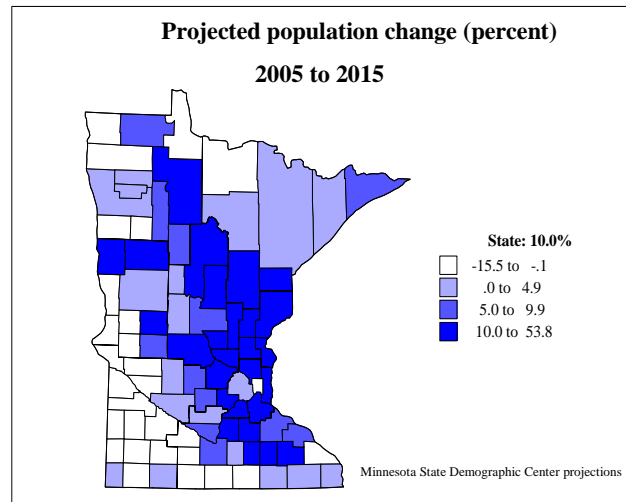
and would have a substantial impact on future population.

2005 to 2015 growth expected to be substantial

Between 2005 and 2015, Minnesota’s population is projected to grow by 518,000, or about 10 percent. This growth rate is similar to that of the past 15 years. The most rapid gains will occur in suburbs in the Minneapolis-St. Paul region, including Scott (54 percent), Wright (52 percent), and Sherburne (44 percent) counties. Scott County is projected to add the largest number of new residents (65,000), followed by Dakota (49,000) and Wright (47,000) counties. Twenty-eight counties, mostly in western Minnesota, are projected to lose population during the coming decade.

Number of Minnesota deaths is projected to rise





Minnesota population projected to grow 24 percent from 2005 to 2035

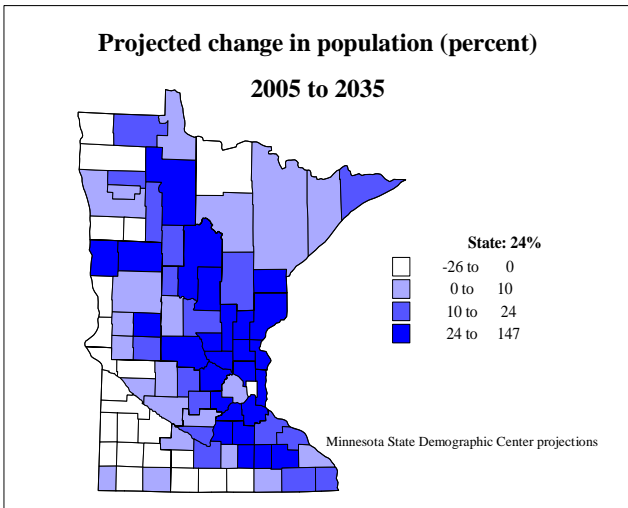
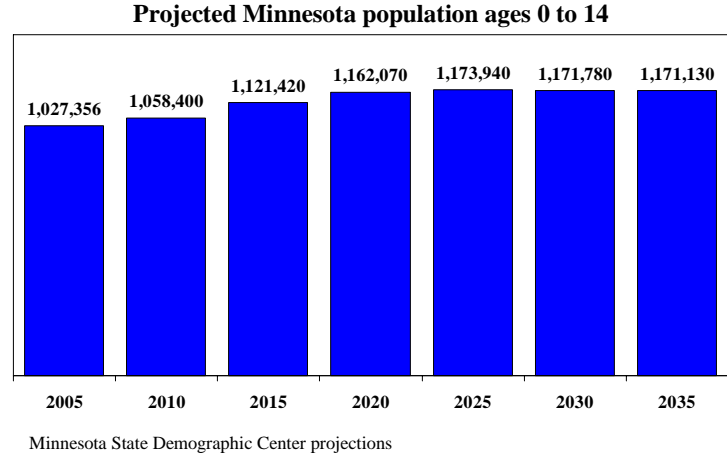
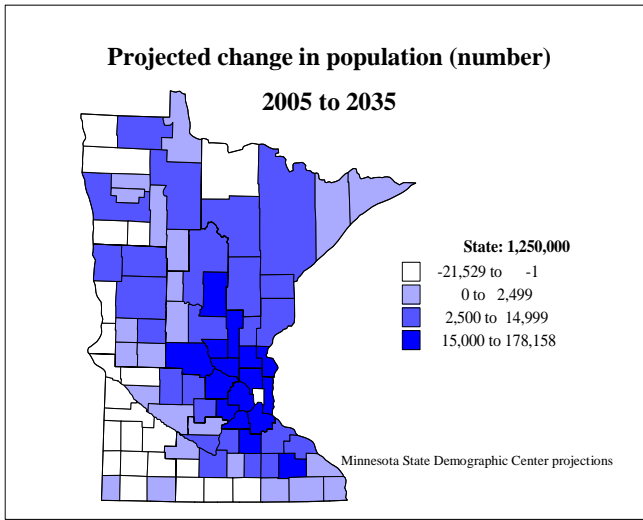
Minnesota's population is projected to pass the 6 million mark by 2025 and to reach 6.45 million by 2035. This represents a gain of 24 percent, or about 1.25 million people in 30 years. The fastest rate of growth is projected for Scott County (147 percent), followed by Wright (116 percent), and Sherburne (112 percent) counties. The largest numerical gains will occur in Scott, Wright, and Dakota counties. Twenty-three counties are projected to experience declining population.

Over the 30-year period, metropolitan areas are projected to grow almost twice as fast as nonmetropolitan areas, 28 percent compared to 15 percent. About 83 percent of all growth will occur in metropolitan areas. The seven-county Twin Cities area will account for about 46 percent of all growth over the three decades and the four suburban

ring counties – Chisago, Isanti, Sherburne, and Wright – will contribute about a quarter of the gain.

Population 0 to 14 will increase

The number of children under age 15 is projected to grow slightly over the next 25 years. There will be about 9 percent more children in 2015 than there are now. After a period of declining school enrollments statewide, educators in many areas can anticipate that enrollments will increase or at least remain stable. Most of the gain in the child population will occur in counties that attract young families, particularly in the Twin Cities suburbs. The number of children is expected to grow 50 percent in Scott County and 48 percent in Wright County. The child population is expected to decline in Ramsey County and show little change in Hennepin County. Other areas with slow-growing child populations will be southwestern and northeastern Minnesota.



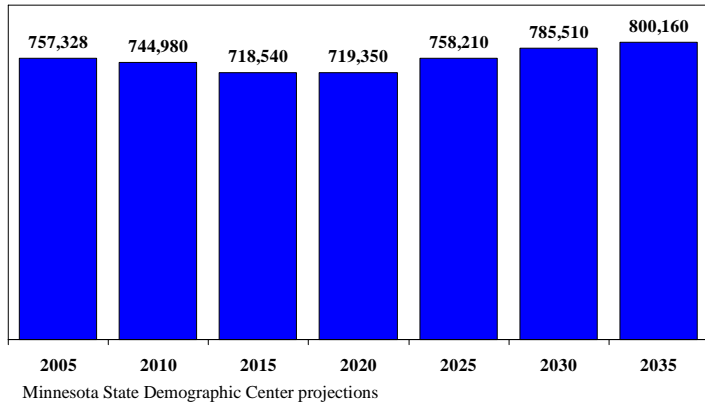
After 2015, the statewide child population is projected to remain stable, but geographic variation will be large. While the number of children in suburban areas will continue to grow, many rural areas will show substantial declines in their child population.

Population ages 15 to 24 will fall, then rise after 2015

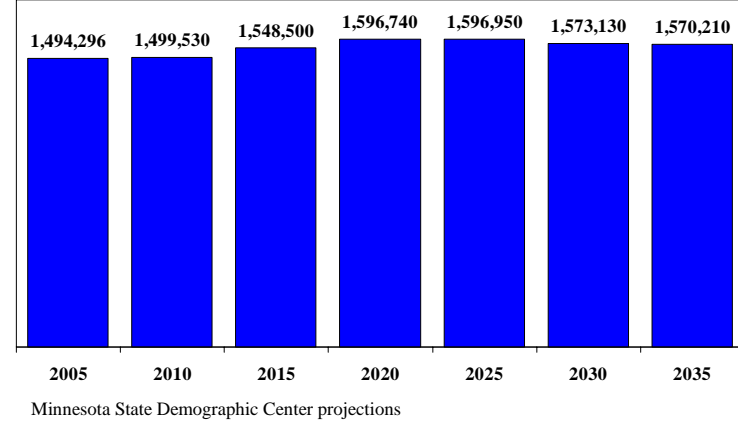
The number of Minnesota young adults ages 15 to 24 will

decline about 5 percent during the coming decade but then rise again between 2015 and 2035. There will be about 6 percent more young adults in 2035 than there were in 2005, the projections show.

Projected Minnesota population ages 15 to 24



Projected Minnesota population ages 25 to 44



Population 25 to 44 will be stable

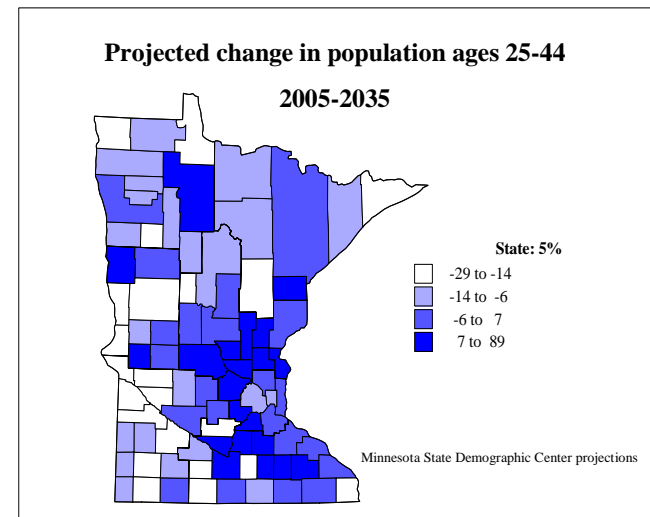
The number of Minnesotans ages 25 to 44 will not change much. The population in this age group will grow about 4 percent between 2005 and 2015 and then remain stable. Most of the gains will occur in metropolitan areas.

Population 45 to 64 will increase sharply this decade

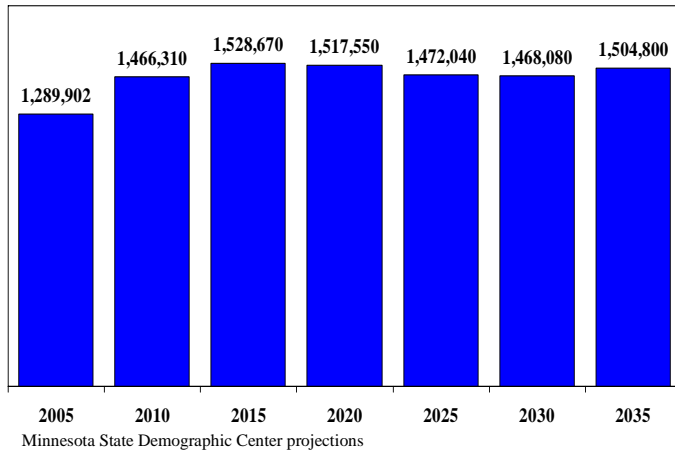
As the baby boom continues to age, the number of Minnesotans ages 45 to 64 will grow

significantly in the coming decade. Between 2005 and 2015, the number of people in this age bracket is expected to grow by almost 240,000, or about 19 percent. The 45- to 64-year-old age group will account for almost half of total population growth. The largest percentage gains are projected for suburban counties such as Scott, Sherburne, Carver, Chisago, and Wright. The largest numerical gains are expected in Hennepin, Dakota and Anoka counties.

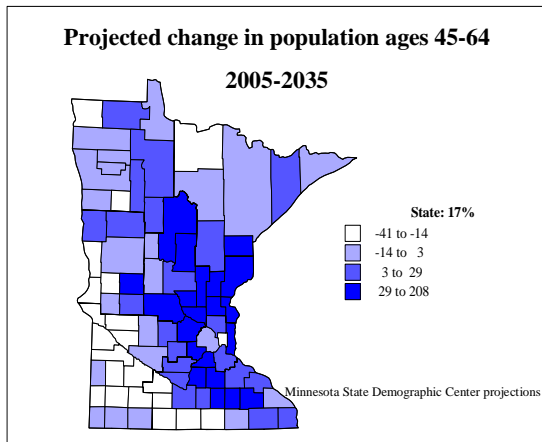
Projected change in population ages 25-44 2005-2035



Projected Minnesota population ages 45 to 64



**Projected change in population ages 45-64
2005-2035**



65

After 2015, the baby boomers will be moving out of this age bracket and the size will decline slightly as the boomers are replaced by the smaller baby bust generation.

Population 65+ will soar

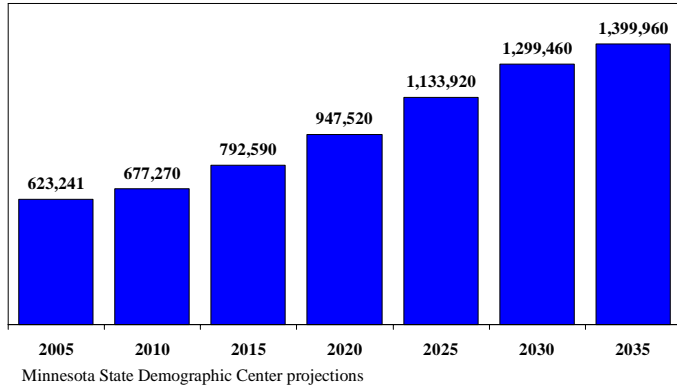
The number of Minnesotans age 65 and older will explode in coming decades. The number of older Minnesotans will grow by 27 percent, or 169,000 between 2005 and 2015. Between 2005 and 2035, the population of older Minnesotans will go up 125 percent, or almost 770,000. More than half the population growth in the next 30 years will be attributable to gains in the older population.

Because the older age groups will grow so much faster than the younger age groups, the age composition will change. In 2005, about 12 percent of the population was 65 or older. This will grow to 14 percent by 2015; by 2035, 22 percent of the population will be 65 or older.

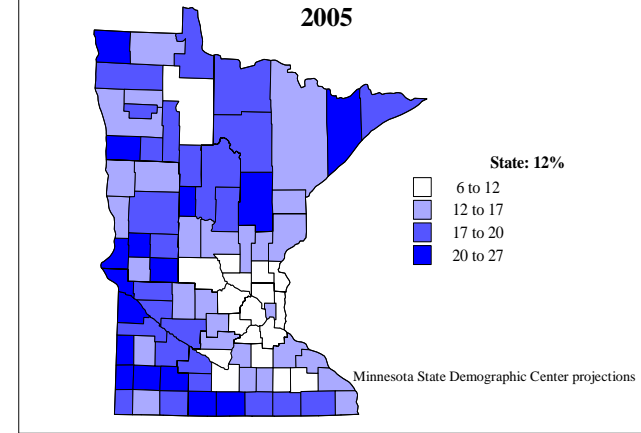
During the coming decade, the biggest numerical gains in the elderly population will occur in Hennepin, Dakota, Anoka and Washington counties. The highest rates of growth will occur in suburban counties such as Scott (95 percent), Sherburne (85 percent) and Washington (78 percent). Despite the surge in the statewide older population, some rural counties will see a decline in the number of elderly people, reflecting out-migration of adults in the past.

Over the 30-year period covered by these projections, the older population will show dramatic rates of growth in the Twin Cities suburban counties. The numbers of elderly residents in Scott, Sherburne, Carver and Wright counties will more than quadruple between 2005 and 2035. Most of this gain will be due to the aging in place of people who moved there as young or middle-aged adults.

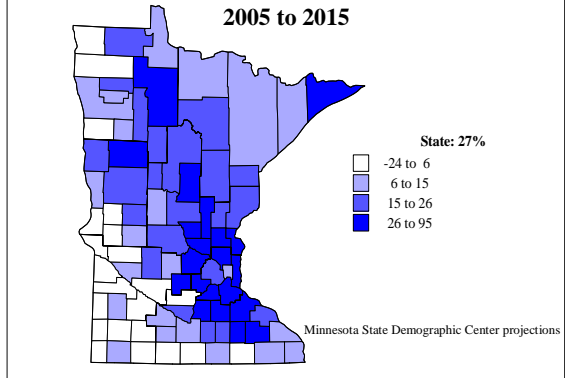
Projected Minnesota population ages 65+



Percent of population ages 65+



Projected change in 65+ year-old population

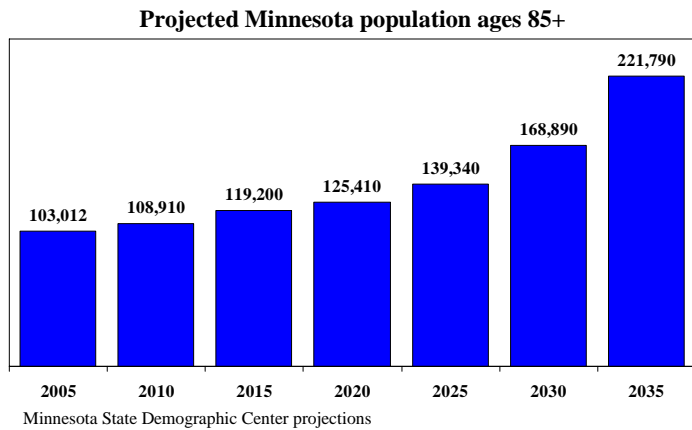
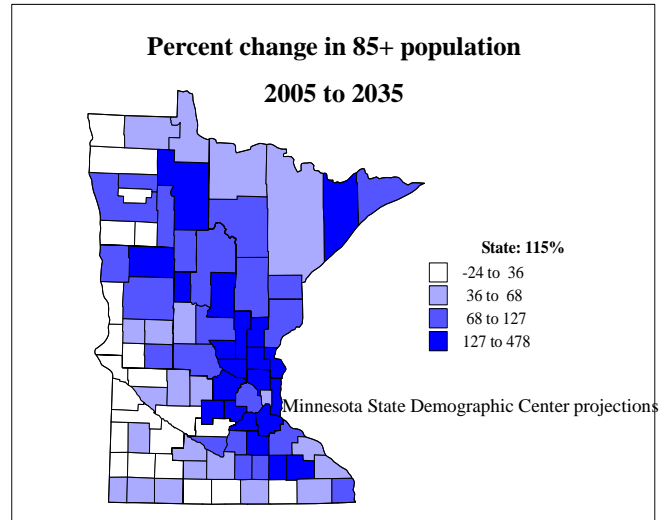
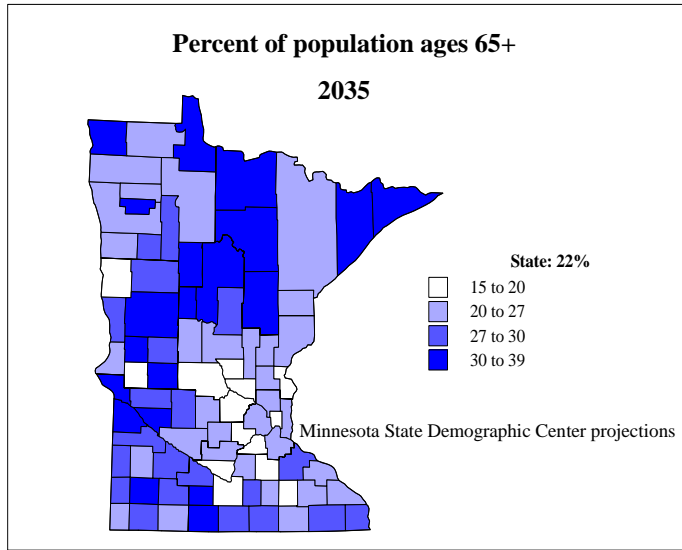


The age composition of all parts of the state will be much older in 2035 than it is now. In 2005, the elderly population made up 20 percent or more of the population in 16 counties. By 2035, 73 counties will have more than one in five residents who are 65 or older, and in 21 counties at least 30 percent of the residents will be 65 or older. Though suburban counties will experience large growth in their older populations, they will remain

younger than other areas because they will continue to attract younger residents.

Suburban counties will see surge in 85+ populations

The 85 and older population is projected to grow 16 percent this decade and 115 percent between 2005 and 2035. The number of very old Minnesotans will surge after 2025 as people born during World War II and the baby boomer era begin to pass their 85th birthdays. Greater



longevity will also play a part in explaining the gains in this age group.

Suburban counties will see the most rapid expansion in the number of people ages 85 and over. Between 2005 and 2035, the number is expected to more than quadruple in Scott, Sherburne, Washington, Wright, Isanti, Anoka and Dakota Counties. Western Minnesota counties will see

much smaller gains in their very old populations.

METHODOLOGY

The population projections presented in this publication were prepared using the cohort-component method. Modified 2005 U.S. Census Bureau population estimates by age and gender were used as the starting point. Assumptions were then made about the rates

of mortality, fertility and migration during each five-year period. The population at the end of each time period reflects the expected number of survivors, births during the period, and additions or subtractions attributable to migration. The projected population then becomes the basis for the next cycle of projections calculations.

County projections in each age-sex group were controlled to the state totals. Regional and metropolitan area projections were derived by adding up the counties in the region or metropolitan area.

Metropolitan area definitions are those established in 2005 by the federal Office of Management and Budget . (See:

http://www.whitehouse.gov/omb/bulletins/fy2006/b06-01_rev_2.pdf.)

Baseline 2005 population

A modified version of the 2005 Census Bureau population estimates by age and gender was used as the starting point for the projections. (See

<http://www.census.gov/popest/counties/asrh/CC-EST2005-alldata.html>.) The Census estimates for ages 0 to 14 and 25 to 49 were raised. The 0- to 4-year-old population was increased by 1.5 percent, the 5 to 14 population by 2.5 percent and the 25 to 49-year-old population by 2.0 percent. The increases were based on trends in school enrollment and birth data that suggest the Census Bureau 2005 estimates may be low for the school-age and pre-school populations. Since the number of children was increased, the number of adults in the major parenting age groups was also raised. The increases were applied uniformly across counties.

As a result of the adjustments, the baseline population does not match numbers from any estimate series. The 2005 state population estimate used here, 5,192,122, is higher than the Census Bureau estimate of 5,132,122 (based on the 2005 age estimates) or 5,126,739 (based on the state total estimates published at <http://www.census.gov/popest/>

[states/NST-ann-est.html](http://www.census.gov/popest/states/NST-ann-est.html)). It is slightly lower than the state estimate based on the Minnesota State Demographic Center/Metropolitan Council figures, 5,205,091. County totals also differ from the U.S. Census Bureau or State Demographic Center/Metropolitan Council figures.

Mortality assumptions

Survival rates were assumed to be the same in the state and all of its counties. The projections assume that survival rates will increase at the same rate assumed in the 2002 State Demographic Center projections report. These increases were based on assumptions in national projections prepared by the U.S. Census Bureau. The national changes in survival rates were applied to 2004 Minnesota survival rates. The 2004 survival rates were based on a life table calculated using a 3-year average of mortality rates by age. In 2004, Minnesota's life expectancy was above the national average,

and this difference is expected to continue. Most improvement in survival rates is projected to occur at older ages, since mortality among younger age groups is already very low. Survival rates are expected to rise more for males than for females, continuing an established trend.

Fertility assumptions

Fertility rates by age and county were projected to remain constant at 2004 levels. Using an average of births from 2003 through 2005, the Minnesota total fertility rate was 2.03. County total fertility rates range from a low of 1.55 in Cook County to a high of 3.22 in Mahnommen County. (See *Population Notes*, December 2006.)

Migration assumptions

Migration rates were assumed to vary by age, sex and county as well as over time. In-migration and out-migration were projected separately. Net migration was calculated by subtracting out-migration from in-migration.

Data on in- and out-migration by age between 2000 and 2005 is not available. Migration numbers were estimated by using the 2000 Census data on in- and out-migration between 1995 and 2000. The 1995 to 2000 numbers were then updated to 2000 to 2005 using an estimate of total 2000 to 2005 net migration and an adjustment procedure described by Smith, Tayman and Swanson in the 2001 publication *State and Local Population Projections*. Total net migration from 2000 to 2005 was estimated by subtracting natural increase – births minus deaths – from total population change, the difference between the adjusted 2005 Census Bureau population estimate and the 2000 Census estimate for July 1, 2000. The Smith, Tayman and Swanson adjustment method uses the 2000 to 2005 total net migration estimate as a control and assumes the age profile of in- and out-migrants remained the same as in 1995 to 2000. If there is more net in-migration between 2000 and

2005 than between 1995 and 2000, the number of in-migrants in each age group will go up and the number of out-migrants will go down. If net in-migration has decreased since 2000, the number of in-migrants in each age group is lowered and the number of out-migrants is raised.

The out-migration numbers were further adjusted for emigration from the United States. Out-migration from the U.S. is not measured in the 1995 to 2000 migration data. The projections assume that international out-migration is equal to 25 percent of the number of international in-migrants. Total out-migration was estimated by adding the estimated number of emigrants to the number of out-migrants to other counties.

Once the adjusted numbers of in- and out-migrants were estimated, new in- and out-migration rates were calculated. The baseline in-migration rate for each county was based on dividing the number of in-migrants by the

total 2000 U.S. population in the denominator age-sex group minus the age-sex group population in the county. The age group used for the denominator is 5 years younger than the migration age. For example, the number of in-migrants in the 10- to 14-year-old group is divided by the migrant pool ages 5 to 9. The U.S. population estimates are for July 1, 2000 and come from the U.S. Bureau of the Census at <http://www.census.gov/popest/national/asrh/files/NC-EST2005-ALLDATA-R-File02.txt>. The baseline 2000-2005 out-migration rate for each age/gender group is estimated by dividing the number of out-migrants by the population in the next younger age group in 2000. For example, the out-migration rate for males 10 to 14 is calculated by dividing the number of 10- to 14-year-old out-migrants from 2000 to 2005 by the 5- to 9-year-old population in 2000. The U.S. Census Bureau July 1, 2000, county population estimates were used for the

denominator. (See <http://www.census.gov/popest/counties/asrh/files/cc-est2005-grace-27.csv>.)

The procedures used to obtain in- and out-migration rates for counties were also used to calculate rates for the state. For all areas, male and female in- and out-migration rates were averaged for children ages 0 to 14 and for adults ages 70 and over.

For projections of future migration, the out-migrant pool was the 2005 adjusted population estimate or the projected population of the state or county in the age-gender group. The in-migrant pool was the estimated or projected United States population minus the state or county estimate or projection. The national projections come from <http://www.census.gov/ipc/www/usinterimproj/>.

The projections assume that Minnesota will experience modest in-migration in coming decades but that this will taper off over time as the national

population continues its long-term shift to western and Sunbelt states. In-migration was reduced by multiplying the following values times the 2000-2005 rates: 2005-2010, .93; 2010-2015, .93; 2015-2020, .88; 2020-2025, .84; 2025-2030, .81; 2030-2035, .80. Out-migration rates were increased by the following ratios during these same periods: 1.015, 1.015, 1.025, 1.050, 1.050, 1.050.

Counties were divided into six categories with varying migration rate adjustments. The first group included six rapidly growing suburban counties – Carver, Chisago, Isanti, Scott, Sherburne and Wright. The in-migration multipliers in this group were 1.015, 1.015, 1.010, 1.010, 1.005 and 1.005. The out-migration multipliers were .990, .990, .995, .995, .995 and .995.

The second group included four core counties in the

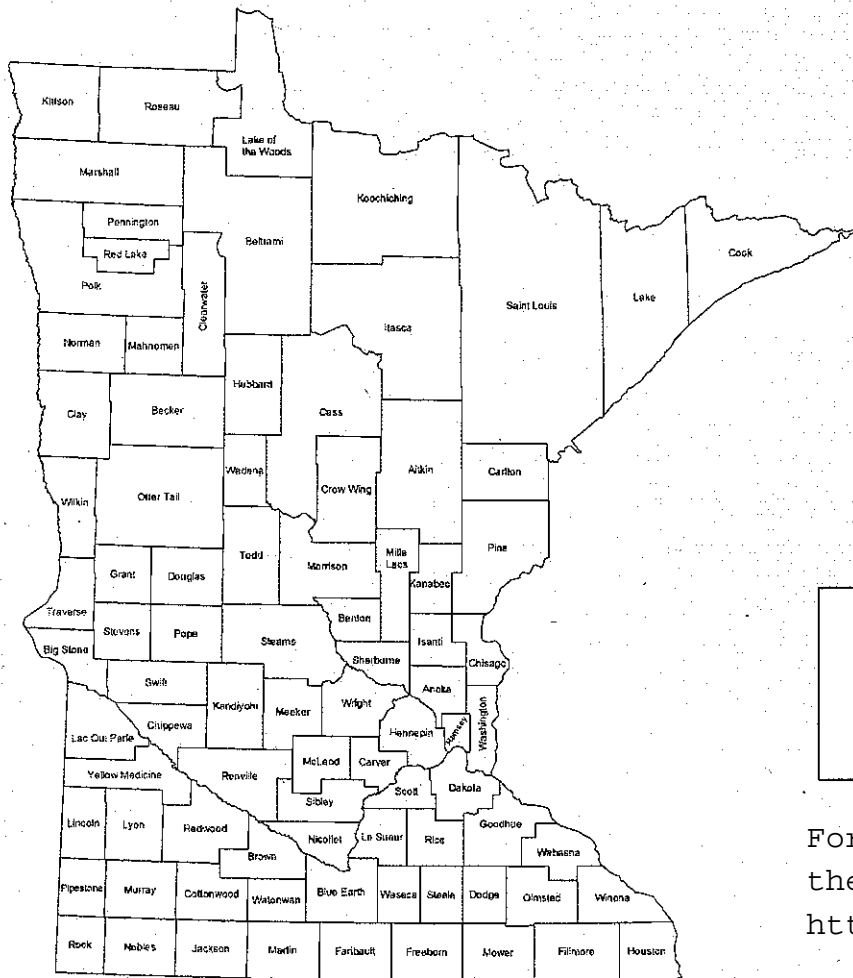
Minneapolis-St. Paul area – Anoka, Dakota, Hennepin and Ramsey. For these counties, in-migration was reduced by the following ratios: .940, .940, .890, .850, .830 and .810. Out-migration was increased by ratios of 1.015, 1.015, 1.025, 1.050, 1.050 and 1.050.

For Washington County the in-migration multipliers were .960, .960, .940, .940, .920 and .900. The out-migration multipliers were 1.000, 1.000, 1.002, 1.002, 1.003 and 1.003.

The fourth group of counties included the regional centers of St. Cloud and Rochester and their suburbs and emerging suburbs of the Twin Cities – Benton, Dodge, Goodhue, LeSueur, McLeod, Mille Lacs, Olmsted, Rice and Stearns counties. In-migration in these counties was decreased using the following ratios: .960, .960, .910, .870, .850 and .830. Out-migration was increased by ratios of 1.010, 1.010, 1.015, 1.025, 1.025 and 1.025.

The fifth group of counties includes those in the Mankato and Owatonna areas – Blue Earth, Nicollet and Steele. The in-migration ratios in these counties were .960, .960, .900, .860, .840 and .820. The out-migration ratios were 1.012, 1.012, 1.020, 1.035, 1.035 and 1.035.

In all remaining counties, the migration ratios were the same as for the state. A final adjustment was made to the Swift County population, where the prison population affects the migration rates for adult males. At each future time period, the male population in each age group 20 to 54 was calculated by adding the male-female difference in 2005 to the projected female population. In addition, the female out-migration rates in Swift County were adjusted downward.



**POPULATION PROJECTIONS FOR
MINNESOTA COUNTIES
2005-2035**

For demographic chart information please to
the following website:
<http://www.demography.state.mn.us/resource.html?Id=19185>

Member _____ introduced the following Resolution and moved its adoption:

**RESOLUTION RELATING TO THE TERMINATION AND NON-RENEWAL OF
EMPLOYEE HIRED AS A PROBATIONARY LICENSED ADMINISTRATOR**

BE IT RESOLVED by the School Board of Intermediate District 287 that the employment of the following individual hired as a probationary licensure administrator be terminated at the end of the 2008-2009 school year on June 30, 2009.

BE IT FURTHER RESOLVED, that written notice be sent to said employee regarding termination and non-renewal.

ADMINISTRATION

Barbara Lake

September 29, 2008

The motion for the adoption of the foregoing Resolution was duly seconded by _____ and upon a vote thereon, the following voted in favor of the motion:

And the following voted against the motion:

Whereupon the Resolution was declared duly passed adopted.

Clerk's Signature

Date

INTERMEDIATE DISTRICT 287
PLYMOUTH, MINNESOTA
BOARD OF EDUCATION

Regular Meeting – May 28, 2009

AGENDA SECTION: ADMINISTRATIVE SERVICES REPORTS

ITEM: 8.3a.1

PRESENTED BY: Colleen Baumtrog, Executive Director Admin. Services

1. **Background Information**

Resolution for Termination of A Probationary Licensed Administrator

A resolution motion to waive the reading of the resolution and approve the termination of a probationary licensed administrator as provided in the supporting documentation is necessary.

2. **Fiscal Impact/Funding Source:** This action supports the preliminary FY10 budget reduction approved at the March 26, 2009, Board meeting.

3. **RECOMMENDED ACTION:** The Board approve the resolution for termination of employees hired under administrative waivers as presented.

Motion by: _____ Yes ____ Passed ____

Second by: _____ Yes ____ Failed ____

Abstentions: _____

The mission of Intermediate District 287 is to be the premier provider of innovative specialized services to ensure that each member district can meet the unique learning needs of its students.

Member _____ introduced the following Resolution and moved its adoption:

**RESOLUTION RELATING TO THE TERMINATION AND NON-RENEWAL OF
EMPLOYEES HIRED UNDER LICENSURE WAIVERS**

BE IT RESOLVED by the School Board of Intermediate District 287 that the employment of the following individuals hired as Community Experts or through Variances or Waivers for Innovative Teaching be terminated at the end of the 2008-2009 school year on June 30, 2009.

BE IT FURTHER RESOLVED, that written notice be sent to said employees regarding termination and non-renewal.

NAME

DATE OF EMPLOYMENT

ACADEMIC

Gregory T. Baker	August 25, 2008
Constance M. Hall	August 25, 2008
Sarah M. Knox-Nguyen	August 25, 2008
John D. Preston	August 25, 2008
Shannon Jin	August 25, 2008

SPECIAL EDUCATION

Angela M. Abraham	August 25, 2008
Patricia L. Baranek-Weber	August 21, 2008
Joya C. Bromeland	August 23, 2007
Jessica E. Burmester	August 21, 2008
Jennifer L. Curtis	August 25, 2008
Carla J. Danielson	August 25, 2008
Meghan L. Dobson	August 25, 2008
Erin B. Doherty	August 25, 2008
Paige K. Dopp	August 25, 2008
Andrea D. Faeh	August 25, 2008
Chelsea D. Gates	November 10, 2008
Andrew B. Hannan	December 8, 2008
Erin E. Hassemer	August 25, 2008
Jimmie L. Heags	August 21, 2008
Sarah J. Henningsen	August 21, 2008
Jon T. Jonas	August 25, 2008
Ryan J. Korolewski	August 25, 2008
Jesse S. Lesnau	August 25, 2008
Amanda J. Matter	August 25, 2008
Anne M. McGannon	December 1, 2008
James G. Moulsoff	September 11, 2008
Justin H. Ore	August 25, 2008
Cynthia L. Rapacz	August 25, 2008
Nancy Soliday	August 25, 2008
Matthew C. Smith	August 27, 2007
Blake R. Wilson	December 1, 2008

The motion for the adoption of the foregoing Resolution was duly seconded by _____ and upon a vote thereon, the following voted in favor of the motion:

And the following voted against the motion:

Whereupon the Resolution was declared duly passed adopted.

Clerk's Signature

Date

**INTERMEDIATE DISTRICT 287
PLYMOUTH, MINNESOTA
BOARD OF EDUCATION**

Regular Meeting – May 28, 2009

AGENDA SECTION: ADMINISTRATIVE SERVICES REPORTS

ITEM: 8.3a.2

PRESENTED BY: Colleen Baumtrog, Executive Director Admin. Services

1. Background Information

Resolution for Termination of Employees Hired Under Licensure Waivers

A resolution motion to waive the reading of the resolution and approve the termination of employees hired under licensure waivers as provided in the supporting documentation is necessary.

2. **Fiscal Impact/Funding Source:** This action supports the preliminary FY10 budget reduction approved at the March 26, 2009, Board meeting.
3. **RECOMMENDED ACTION:** The Board approve the resolution for termination of employees hired under licensure waivers as presented.

Motion by: _____ Yes ____ Passed ____

Second by: _____ Yes ____ Failed ____

Abstentions: _____

The mission of Intermediate District 287 is to be the premier provider of innovative specialized services to ensure that each member district can meet the unique learning needs of its students.

Member _____ introduced the following Resolution and moved its adoption:

RESOLUTION PERTAINING TO THE TERMINATION OF EMPLOYMENT FOR

PERMANENT NON-LICENSED EMPLOYEES

BE IT RESOLVED by the School Board of Intermediate District 287 that the employment of the following non-licensed employee be terminated between May 28, 2009 and the end of the 2008-2009 year on June 30, 2009.

BE IT FURTHER RESOLVED, that written notice be sent to said employee regarding his/her termination.

NAME

DATE OF EMPLOYMENT

CLERICAL

Amy Kuklock

September 27, 1999

The motion for the adoption of the foregoing Resolution was duly seconded by _____ and upon a vote thereon, the following voted in favor of the motion:

And the following voted against the motion:

Whereupon the Resolution was declared duly passed adopted.

Clerk's Signature

Date

INTERMEDIATE DISTRICT 287
PLYMOUTH, MINNESOTA
BOARD OF EDUCATION

Regular Meeting – May 28, 2009

AGENDA SECTION: ADMINISTRATIVE SERVICES REPORTS

ITEM: 8.3a.3

PRESENTED BY: Colleen Baumtrog, Executive Director Admin. Services

1. Background Information

Resolution for Termination of Permanent Non-Licensed Employees

A resolution motion to waive the reading of the resolution and approve the termination of permanent non-licensed employees as provided in the supporting documentation is necessary.

2. Fiscal Impact/Funding Source: This action supports the preliminary FY10 budget reduction approved at the March 26, 2009, Board meeting.

3. RECOMMENDED ACTION: The Board approve the resolution for termination of permanent non-licensed employees as presented.

Motion by: _____ Yes ____ Passed ____

Second by: _____ Yes ____ Failed ____

Abstentions: _____

The mission of Intermediate District 287 is to be the premier provider of innovative specialized services to ensure that each member district can meet the unique learning needs of its students.

Member _____ introduced the following Resolution and moved its adoption:

**RESOLUTION RELATING TO THE TERMINATION AND NON-RENEWAL OF
PROBATIONARY NON-LICENSED EMPLOYEES**

BE IT RESOLVED by the School Board of Intermediate District 287 that the employment of the following non-licensed employee be terminated between May 28, 2009 and the end of the 2008-2009 year on June 30, 2009.

BE IT FURTHER RESOLVED, that written notice be sent to said employee regarding his/her termination.

<u>NAME</u>	<u>POSITION</u>	<u>DATE OF EMPLOYMENT</u>
--------------------	------------------------	----------------------------------

SPECIAL EDUCATION

Michele Denzer	Education Assistant	August 27, 2007
Gloria Gustafson	Education Assistant	August 23, 2007
William Hoefler	Education Assistant	March 18, 2009
Christina Linden	Education Assistant	October 20, 2008
Jean Westerlund	Education Assistant	August 25, 2008
Meghan Andryski	Sign Language Interpreter	August 25, 2008
Katie Bonneville	Sign Language Interpreter	August 25, 2008
Nina Franceschelli	Sign Language Interpreter	August 25, 2008
Jennifer Nedegaard	Sign Language Interpreter	August 25, 2008
Janey Weber	Sign Language Interpreter	May 6, 2008

TEACHING AND LEARNING

Gretchen Gubbins	Assistant Cook	August 25, 2008
------------------	----------------	-----------------

The motion for the adoption of the foregoing Resolution was duly seconded by _____ and upon a vote thereon, the following voted in favor of the motion:

And the following voted against the motion:

Whereupon the Resolution was declared duly passed adopted.

Clerk's Signature

Date

**INTERMEDIATE DISTRICT 287
PLYMOUTH, MINNESOTA
BOARD OF EDUCATION**

Regular Meeting – May 28, 2009

AGENDA SECTION: ADMINISTRATIVE SERVICES REPORTS

ITEM: 8.3a.4

PRESENTED BY: Colleen Baumtrog, Executive Director Admin. Services

1. Background Information

**Resolution Motion for the Termination & Non-Renewal of Probationary
Non-Licensed Employees**

A resolution motion to waive the reading of the resolution and approve the termination and non-renewal of probationary non-licensed employees as provided in the supporting documentation is necessary.

2. Fiscal Impact/Funding Source: This action supports the preliminary FY10 budget reduction approved at the March 26, 2009, Board meeting.

3. RECOMMENDED ACTION: The Board approve the resolution for termination & non-renewal of probationary non-licensed employees as presented.

Motion by: _____ Yes ____ Passed ____

Second by: _____ Yes ____ Failed ____

Abstentions: _____

Member _____ introduced the following Resolution and moved its adoption:

**RESOLUTION RELATING TO THE TERMINATION AND NON-RENEWAL OF THE
PROBATIONARY TEACHING CONTRACT OF THE FOLLOWING
PROBATIONARY TEACHERS**

BE IT RESOLVED by the School Board of Intermediate District 287 that pursuant to the Minnesota Statutes 122A.40, Subdivision 5, that the probationary teaching contract of the following probationary teachers of Intermediate District 287 is hereby terminated at the end of the 2008-2009 school year on June 30, 2009.

BE IT FURTHER RESOLVED, that written notice be sent to said probationary teachers regarding termination and non-renewal of his/her contract, as provided by law.

<u>NAME</u>	<u>LICENSE</u>	<u>DATE OF EMPLOYMENT</u>
<u>ACADEMIC</u>		
Elizabeth F. Frost	English/Language Arts, Teacher Coord/Work Based Learning	August 24, 2006
Denise Goldman Reduction to .4	English/Language Arts	August 21, 2008
Yelena Hardcopf	Russian, ELL	January 24, 2008
Jason Reese	Social Studies	September 2, 2008

SPECIAL EDUCATION

Julia G. Berry	English/Language Arts	August 27, 2007
Nicholas M. Grady	EBD	August 24, 2006
Beth R. Hamilton	EBD, Elementary Ed., LD, Mild to Moderate Mentally Handicapped	February 19, 2009
Timothy S. Johnson	Art	October 29, 2007
Andrea L. Lewis	Deaf/Hard of Hearing	August 21, 2008
Catherine A. MacLaughlin	EBD, LD, Elementary Ed.	August 21, 2008
Judy L. Petersen	EBD	August 21, 2008
Elizabeth E. Peterson	Mathematics	August 27, 2007
Tricia R. Peterson	LD, Social Studies, Elementary Ed.	August 21, 2008
Jason A. Rohman	English/Language Arts	August 23, 2007
Eric M. Skoglund	LD	February 21, 2006
Andrew R. Ward	Social Studies	November 29, 2007
Dwain E. Wedall	Social Studies	August 23, 2007
Sherry M. Weise	School Social Worker	January 22, 2008
Thomas R. White	School Counselor	September 29, 2008
Elizabeth J. Wilmes	EBD, LD, Elementary Ed.	August 23, 2007

The motion for the adoption of the foregoing Resolution was duly seconded by _____
and upon a vote thereon, the following voted in favor of the motion:

And the following voted against the motion:

Whereupon the Resolution was declared duly passed adopted.

Clerk's Signature

Date

INTERMEDIATE DISTRICT 287
PLYMOUTH, MINNESOTA
BOARD OF EDUCATION

Regular Meeting – May 28, 2009

AGENDA SECTION: ADMINISTRATIVE SERVICES REPORTS

ITEM: 8.3a.5

PRESENTED BY: Colleen Baumtrog, Executive Director Admin. Services

1. **Background Information**

Resolution for Termination & Non-Renewal of Probationary Teaching Contracts

A resolution motion to waive the reading of the resolution and approve the termination and non-renewal of employees hired on probationary teaching contracts as provided in the supporting documentation is necessary.

2. **Fiscal Impact/Funding Source:** This action supports the preliminary FY10 budget reduction approved at the March 26, 2009, Board meeting.

3. **RECOMMENDED ACTION:** The Board approve the resolution for termination & non-renewal of probationary teaching contracts waivers as presented.

Motion by: _____ Yes ____ Passed ____

Second by: _____ Yes ____ Failed ____

Abstentions: _____

The mission of Intermediate District 287 is to be the premier provider of innovative specialized services to ensure that each member district can meet the unique learning needs of its students.

School Board Planning Calendar 2009

1 st Meeting of the Month	2 nd Meeting of the Month
<p>JANUARY 8, 2009 <i>Organizational Meeting</i></p> <ul style="list-style-type: none"> ○ Oath of Office ○ Election of Board Officers <p><i>Regular Meeting</i></p> <ul style="list-style-type: none"> ○ Angie Eilers Presentation “Smart Investments in MN Students” 	<p>JANUARY 22, 2009</p> <ul style="list-style-type: none"> Legislative Update Strategic Plan Update Social Emotional Presentation C-Train Update Financial Report December Pay Equity Implementation Report
<p>FEBRUARY 12, 2009</p> <ul style="list-style-type: none"> FY09 Budget Revision FY10 Budget Assumptions North Area Facilities Presentation Board Policies SSR 1st read Attorney Client Privilege Training Technology Use Policy Explanation 	<p><i>Meeting Canceled due to snow storm.</i></p>
<p>MARCH 12, 2009</p> <ul style="list-style-type: none"> Labor Negotiation Strategy (Closed Session) Federal Stimulus Hennepin County Budget Reductions Efficiency Efforts Status Report Program Planning Projections FY10 Financial Report January Capitol Improvement Recommendations HR –Past and Proposed Board Actions Tenured Permanent Staff Reduction ULA Board Policy SSR 2nd Read 	<p>MARCH 26, 2009</p> <ul style="list-style-type: none"> A Day in the Life at SEC Presentation Reorganization & Reductions Financial Report February Long-Term Facility Recommendation Staff Reduction ULA Resolution Program Reduction Resolution
<p>APRIL 23, 2009 <i>(Only one Board meeting this month!)</i></p>	
<ul style="list-style-type: none"> Spotlight DVD Presentation Financial Report March Superintendent & Board Evaluation Update Parameters Resolution for Refinancing Lease Agreement with Wells Fargo 	<ul style="list-style-type: none"> Minnesota Math and Science Teacher Academy Long Range Facilities Planning Presentation Proposed District 287 School Calendar 2009-2010
<p>MAY 14, 2009</p> <ul style="list-style-type: none"> Interagency Agreement (<i>Renewal</i> - Five Year Grant) Explore Middle Program at Edgewood Resolution to Refinance the Bren Road Lease Purchase Food Service Report Project for Pride and Living (PPL) Hennepin Technical College Space 2nd and 3rd Floor 	<p>MAY 28, 2009</p> <ul style="list-style-type: none"> Financial Report April Audit Open Items & Requirements changes Staff Reduction ULA Resolution FY 09 Budget Revision Non- Tenured Non-Renewals & Probationary Non-Licensed Clerical Layoffs
<p>JUNE 11, 2009</p> <ul style="list-style-type: none"> Student Achievement in the Area of Reading 2009-10 Budget Final ULA Resolution for Licensed Staff Board Evaluation 	<p>JUNE 25, 2009</p> <ul style="list-style-type: none"> Financial Report May Employment Guides for Unaffiliated and Admin. Superintendents Evaluation Summary Closed Session on Negotiations using Superintendent & School Board Evaluation to plan for Board Retreat outcomes.

School Board Planning Calendar 2009

1 st Meeting of the Month	2 nd Meeting of the Month
<i>Only one Board meeting this month!</i>	JULY 23, 2009 Financial Report May Legislative Session Review & Implications for District Operations
<i>Only one Board meeting this month!</i>	AUGUST 27, 2009 Financial Report May Update on Board Policy Work
SEPTEMBER 10, 2009 School Start Up Program Report Board Retreat/Goal Development Board Team Building	SEPTEMBER 24, 2009 Financial Report May
OCTOBER 8, 2009 Prior Year Agenda Review Student Achievement & Measurement of Progress	OCTOBER 22, 2009 Financial Report May
NOVEMBER 12, 2009 <i>(Only one Board meeting this month!)</i>	
Financial Report May Facilities Management Update Legislative Initiatives & White Paper Review	Prior Year Unaudited Fund Balance Report OPEB Reporting & Funding
DECEMBER 10, 2009 <i>(Only one Board meeting this month!)</i>	
Financial Report May Facilities Management Update - Energy Audit	Prior Year Audit Review Strategic Plan Review & Measurement Report

INTERMEDIATE DISTRICT 287
May 28, 2009
CALENDAR OF EVENTS

DATE	TIME	EVENT	DESCRIPTION OF EVENT	LOCATION
Friday May 29, 2009	9:00 AM	Ridgedale Alternative Program Graduation	12 th Grade Graduation	Eliot Community Center
Monday June 1, 2009	7:00 PM	North VISTA Graduation	12 th Grade Graduation	North Vista Education Center
Thursday June 4, 2009	10:00 AM	City West Academy Graduation	12 th Grade Graduation	Shady Oak
Thursday June 4, 2009	12:00 PM	PHASE/Intersect/SUN Transition	12 th Grade Graduation	South Education Center
Thursday June 4, 2009	4:00 PM	Bren Road	12 th Grade Graduation	Bren Road
Thursday June 4, 2009	5:00 PM	South Education Center Alternative Graduation	12 th Grade Graduation	SEC Gymnasium
Friday June 5, 2009	10:00 AM	Prairie Center Alternative Graduation	12 th Grade Graduation	EP Community Center
Friday June 5, 2009	9:00 AM	VECTOR and InVEST High School Graduation	12 th Grade Graduation	NWTC
Friday June 5, 2009	12:30 PM	VECTOR South/InVEST Transition South Graduation	12 th Grade Graduation	SEC Gymnasium
Tuesday June 9, 2009	1:30 PM	Epsilon Graduation	Graduation ceremony honoring the students who are graduating high school or receiving G.E.D. certificates.	Hennepin County Home School
Tuesday June 9, 2009	6:30 PM	Phase North Graduation	12 th Grade (Plus) Graduation	HTC North Campus
Tuesday June 9, 2009	TBD	County Home School (CHS) Epsilon	12 th Grade Graduation	CHS Gymnasium

**INTERMEDIATE DISTRICT 287
GRADUATION SIGN-UP SHEET**

DATE	TIME	EVENT	BOARD MEMBER ATTENDING	LOCATION
Friday May 29, 2009	9:30 AM	Ridgedale Alternative Program Graduation	1. <u>Don Draayer</u> 2. <u>Michèle Kunz</u> 3. <u>Pam Rykken</u> 4. _____	Eliot Community Center
Monday June 1, 2009	7:00 PM	North VISTA Graduation	1. <u>Carter Peterson</u> 2. _____ 3. _____ 4. _____	North Vista Education Center
Thursday June 4, 2009	9:00 AM	Hosterman Graduation	1. <u>Michèle Kunz</u> 2. <u>Sally Johnson</u> 3. <u>Carter Peterson</u> 4. _____	Hosterman
Thursday June 4, 2009	10:00 AM	City West Academy Graduation	1. <u>Barbara Gabbert</u> 2. <u>Don Draayer</u> 3. _____ 4. _____	Shady Oak
Thursday June 4, 2009	12:00 PM	PHASE/Intersect/SUN Transition Graduation	1. <u>Don Draayer</u> 2. <u>Sally Johnson</u> 3. _____ 4. _____	South Education Center

Thursday June 4, 2009	4:00 PM	Bren Road Graduation	1. <u>Don Draayer</u> 2. <u>Barbara Gabbert</u> 3. <u>Carter Peterson</u> 4. _____	Bren Road
Thursday June 4, 2009	5:00 PM	South Education Center Alternative Graduation	1. <u>Michèle Kunz</u> 2. <u>Nancy Rowley</u> 3. _____ 4. _____	SEC Gymnasium
Friday June 5, 2009	10:00 AM	Prairie Center Alternative Graduation	1. <u>Don Draayer</u> 2. _____ 3. _____ 4. _____	EP Community Center
Friday June 5, 2009	9:00 AM	Venture and InVEST High School Graduation	1. <u>Linda Johnson</u> 2. <u>Carter Peterson</u> 3. _____ 4. _____	NWTC
Friday June 5, 2009	12:30 PM	VECTOR North/InVEST Transition North Graduation	1. <u>Michèle Kunz</u> 2. <u>Pam Rykken</u> 3. _____ 4. _____	NWTC
Friday June 5, 2009	12:30 PM	VECTOR South/InVEST Transition South Graduation	1. <u>Don Draayer</u> 2. <u>Pam Rykken</u> 3. <u>Linda Johnson</u> 4. _____	SEC Gymnasium

<p>Tuesday June 9, 2009</p>	<p>1:30 PM</p>	<p>Epsilon and County Home School (CHS) Graduation</p>	<p>1. <u>Don Draayer</u></p> <p>2. <u>Michèle Kunz</u></p> <p>3. _____</p> <p>4. _____</p>	<p>CHS Gymnasium</p>
<p>Tuesday June 9, 2009</p>	<p>6:30 PM</p>	<p>Phase North (Edgewood) Graduation</p>	<p>1. <u>Don Draayer</u></p> <p>2. <u>Greg Thielsen</u></p> <p>3. <u>Carter Peterson</u></p> <p>4. _____</p>	<p>HTC North Campus</p>