

Yellow Medicine East ISD 2190 School Board Meeting Agenda



Monday, November 13, 2017 at 6:00 PM
Regular Meeting
YME Board Room - # 113

Our Mission is: To provide a caring environment of high expectations that prepares every student for a successful future and instills the value of learning.

1. Call the Meeting to Order
2. Roll Call of Board Members
3. Approval of Agenda
4. Reading of the YME Mission Statement
5. Public Address to the Board of Education
6. Consent Agenda - Action
 1. Regular Business
 1. Approval of Regular Meeting Minutes - October 9, 2017 4
 2. Approval of World's Best Workforce Public Meeting Information - October 30, 2017 6
 3. Approval of Payment for Claims 35
 4. Approval of Finance Report 51
 5. Approval of Enrollment Report 52
 2. Personnel Items
 1. Employment - Senior Advocate - Chris Jensen
 2. Employment - Hispanic Liaison - Erica Galvan
 3. Employment - Assistant Wrestling Coach - Justin Tongen
 4. Volunteer Coach Recognition - Dance - Sami Halvorson
 5. Volunteer Coach Recognition - Dance - Kaily Viergutz
 6. Leave of Absence Request - MS/HS Science Instructor - Leanne Carmany 53
 7. Leave of Absence Request - Outside Maintenance - Todd Reishus 54
 8. Resignation - Bert Raney Elementary Paraprofessional - Katie Lavin 55
 9. Separation of Employment - Dakota Language Apprentice - Deanna Chase

7. Reports	
1. District - Dr. Rick Clark, Superintendent	56
2. Bert Raney Elementary - Lisa Hansen, Principal	57
1. Excused from Meeting	
3. YME Middle/High School - Ryan Luft, Principal	59
1. Excused from Meeting - Attending MREA Conference	
2. Tammy Isfeld and Student Presentation of Art Program	
8. Written Reports Submitted	
1. MRVED Superintendents' Council Meeting Minutes - September 27, 2017	63
2. Food Service Committee Meeting Minutes - October 4, 2017	67
3. Policy Committee Meeting Minutes - October 10, 2017	69
4. 1:1 Technology Committee Meeting Minutes - October 17, 2017	75
5. MREA Article - State Aid Buying Power Erodes for MN Schools - Oct. 22, 2017	77
6. External Vulnerability Scanning Proposal	82
9. Old Business	
1. Designate Board Member to Serve as Indian Education Representative	90
2. Discussion - Superintendent Search Format	91
3. Offer a One-Year Service Contract to Dr. Rick Clark for the Position of Superintendent for the 2018-2019 School Year	
10. New Business	
1. Audit Findings for Fiscal Year Ending June 30, 2017 (6:15 pm)	92
2. Approval of Findings as Presented by Barry Evenstad, Hoffman and Brobst (Immediately after the Presentation of Audit Findings)	93
3. Food Service Collections Policy - Change Collection Limit From \$10.00 to \$25.00 per Family - August 2012 Adoption	94
1. Presentation/Discussion of Food Service Committee Meeting	95
4. Consideration of Accepting Property at 535 9th Avenue, Granite Falls MN	97
5. Action - Approve Amendment to the Budget for Installation of Handicapped Door Opener	98
6. Consideration of Proposal - School Newspaper	100
11. Correspondence	
1. American Education Week - November 13-17, 2017	106
12. Upcoming Events	
1. Early Dismissal - Staff Development - November 15, 2017 - 2:30 pm	
2. Finance Committee Meeting - November 21, 2017 - 6:00 pm - Board Room	

3. No School - Thanksgiving Break - November 23 & 24, 2017
4. Early Dismissal - Staff Development - November 29, 2017 - 2:30 pm
5. Buildings & Grounds Committee Meeting - December 5, 2017 - 6:00 pm - Board Room
6. Truth in Taxation Hearing - December 11, 2017 - 6:00 pm - Board Room
7. Board Meeting - December 11, 2017 - AT 5:00 PM - Truth in Taxation Hearing AT 6:00 PM - Board Room
8. Policy Committee Meeting - December 12, 2017 - 6:00 pm - Board Room
9. Early Dismissal - Staff Development - December 13, 2017 - 2:30 pm
10. Early Dismissal - Christmas Break - December 22, 2017 - 1:00 pm
11. No School - Christmas Break - December 25, 2017 - January 2, 2018
12. Classes Resume - January 3, 2018
13. Adjourn the Meeting

**YELLOW MEDICINE EAST ISD #2190
REGULAR SCHOOL BOARD MEETING MINUTES
MONDAY, OCTOBER 9, 2017 – 6:00 PM
YME BOARD ROOM**

Chair Dawn Odegard called the meeting to order.

Roll Call of Board Members Present: Susan Bones, Amanda Lecy, Dawn Odegard, Sonja Pederson, Sharon Rupp, Steve Rupp, Dr. Rick Clark

Staff/Public Present: Calen Almich, Danielle Almich, Liam Anderson, Lori Anderson, Stacey Balfany, Teagan Balfany, Deb Beckler, Roberta Bjerkeset, LeeAnn Boushek, Leanne Carmany, Steve Fester, Lisa Hansen, Elisa Hidalgo, Joel Hidalgo, Joel Hidalgo, Jr., Jeff Iverson, Mary Jensen, Kyle Klausing, Ryan Luft, Alex Sina, Denise Streich

Motion by Sonja Pederson, second by Amanda Lecy, and carried, to approve the agenda for the meeting with the following amendments: move the elementary report before the district report and add Discussion Item 10.8 - Indian Education Representative,

Dr. Clark read the YME Mission Statement.

Leanne Carmany invited the Board to the events being planned for American Education Week - November 13-17, 2017.

Motion by Susan Bones, second by Steve Rupp, and carried, to approve the consent agenda items as follows:

- approval of the September regular meeting minutes.
- payment of bills in the amount of \$482,191.31 with checks numbered 19670-19797; and wire transfers in the amount of \$162,674.17 numbered 201700059-201700063.
- finance report, as submitted.
- enrollment report, as submitted.
- declare telephones from old system as obsolete and dispose of.
- approval of the YME Seniority List for the 2017-18 school year.
- employment - long-term substitute Kindergarten teacher – Tammy Dandurand.
- resignation – Senior Advocate/Senior Center Coordinator – Steph Fry.

Second grade teacher, Mary Jensen, and four of her students, demonstrated how they use iPads and QR codes with reading in their classroom.

Bert Raney Elementary Principal Lisa Hansen shared that the Books & Braids program is up and running, providing beautiful braids to 4th grade girls.

Board Member Jeremy Corner arrived at 6:30 pm.

Superintendent Clark shared that concurrent enrollment is an issue in negotiation and that he is researching the Advance Placement process; the World's Best Workforce meeting is scheduled for October 30 at 6:00 pm; asked Board members to consider being the Indian Education Representative from YME.

YME MS/HS Principal Ryan Luft shared that fall conferences are approaching; Homecoming week at YME was a success; many outstanding students were recognized at the Academic Awards Ceremony.

Written Reports Submitted: MRVED meeting minutes – August 30, 2017, MSHSL Region 3A Update – September 2017, Finance Committee meeting minutes – September 25, 2017.

Steve Fester, SSC/Verizon, addressed the board regarding the Verizon lease and placement of an antenna on school property. Mr. Fester fielded questions and concerns regarding the terms of the lease agreement. Mr. Fester will provide answers to Dr. Clark prior to the November board meeting.

Discussion regarding the superintendent search process. Who is going to run the search? Board members should compile questions, qualifiers, pros and cons for the next superintendent candidate. A work session will be scheduled for further discussion and direction. Dr. Clark indicated his willingness to stay through June 2019.

Board members who are interested in serving on the SW/WC Service Cooperative Board of Directors should contact Dr. Clark.

Dr. Clark encouraged board members to attend the MN School Boards Leadership Conference in January. Reservations will be made in November. Board members who are interested should email Dr. Clark.

Discussion regarding possible participation in a Flexible Learning Year. YME participates in Staff Development through MRVED.

Motion by Steve Rupp, second by Jeremy Corner, and carried, to approve the repairs and rehabilitation of the wrestling room, not to exceed \$5,000.

Motion by Jeremy Corner, second by Steve Rupp, to approve Studio E Architects of Glenwood, MN to continue with the next phase of design for the gym guardrails project.

Motion by Susan Bones, second by Sharon Rupp, and carried, to approve the MIEA (Minnesota Indian Education Association) Field trip November 14-17, 2017.

Correspondence items included: Eighth Judicial District Court to Board of Education – September 1, 2017, Statement of Auditing Standards – Hoffman & Brobst, CPA, MSBA Phase III & IV Training Offerings

Upcoming Events:

Policy Committee Meeting – October 10, 2017 – 6:00 pm – Board Room

Early Dismissal – October 11, 2017 – 2:30 pm

1:1 Technology Committee Meeting – October 17, 2017 – 5:00 pm – Board Room

No School – Staff Development – October 18, 2017

No School – Education Minnesota Break – October 19 & 20, 2017

Early Dismissal – October 25, 2017 – 2:30 pm

World's Best Workforce Meeting – October 30, 2017 – 6:00 pm – Board Room

End of First Quarter – November 3, 2017

No School – Staff Development – November 6, 2017

Board Meeting – November 13, 2017 – 6:00 pm – Board Room

The meeting was adjourned by Chair Dawn Odegard.

Special Meeting of the YME Board of Education
Worlds Best Workforce Annual Public Meeting
Monday, October 30, 2017

The meeting was called to order at 6:00 pm with the following present:
Dawn Odegard, Susan Bones, Sharon Rupp, Lisa Hansen, Ryan Luft and Dr. Rick
Clark.

Dr. Clark introduced the purpose of this meeting. This meeting is scheduled in
compliance with Minnesota Department of Education requirement for annual
meeting.

Mr. Luft and Mrs Hanson passed out two handouts and reviewed the data from the
handouts.

The summary of the meeting is that the targeted goals for achievement were
partially met but generally there was improvement of student performances
including most subsets of student population.

Submitted by,

Dr. Rick Clark
Clerk for this meeting

World's Best Workforce

2016 ~ 2017

— Yellow Medicine East Public
Schools #2190 —

Our Agenda

YME Mission and Vision
WBWF Legislation

- ° 5 Areas of Concentration
- Q Comp



YELLOW MEDICINE EAST PUBLIC SCHOOLS STRATEGIC PLAN

MISSION STATEMENT

The mission of the Yellow Medicine East Schools is to provide a caring environment of high expectations that prepares every student for a successful future and instills the value of learning.

BELIEF STATEMENTS

The Yellow Medicine East Schools commits itself to the following beliefs and values:

- Students are our most important priority.
- Every student deserves to be safe, seen, and heard.
- Students have different skills and learn in different ways.
- Every student deserves a personalized quality education.
- Diversity enriches our lives.
- A student's education is the shared responsibility of the student, family, school, and community.

VISION STATEMENT

The vision of the Yellow Medicine East Schools is to be a place that inspires students to achieve their fullest potential.

World's Best Workforce Legislation

World's Best Workforce Summary

01 In accordance with Minnesota Statutes, section 120B.11, a school board, at a public meeting, shall adopt a comprehensive, long-term strategic plan to support and improve teaching and learning that is aligned with creating the world's best workforce. The school board must publish an annual report on the previous year's plan and hold an annual public meeting to review goals, outcomes and strategies. An electronic *summary* of the annual report must be sent to the Commissioner of Education each year.

World's Best Workforce Legislation

What is the World's Best Workforce?

The World's Best Workforce bill was passed in 2013 to ensure every school district in the state is making strides to increase student performance. Each district must develop a plan that addresses the following five goals:

- All children are ready for school.
- All third-graders can read at grade level.
- All racial and economic achievement gaps between students are closed.
- All students are ready for career and college.
- All students graduate from high school.

Why is Minnesota focused on this idea?


For Minnesota to be competitive, we must have students who are college and career ready, students who are poised to lead the state's workforce. This is important for a number of reasons:

- Our population is aging.
- Seventy percent (70%) of jobs will require more than a high school diploma by 2018.
- We don't have qualified candidates to fill many good-paying jobs.
- The fastest growing segment of our future workforce is students of color and they currently have the state's lowest graduation rate.
- Minnesota has one of the widest black-white achievement gaps in the country.

All Students Ready for School

Goal	Result	Goal Status
<p><i>Provide the established SMART goal for the 2016-2017 school year.</i></p> <p>75% of children entering kindergarten in the fall, will be able to complete 80% or more of the readiness skills as noted on the BRE Kindergarten Readiness Skills document.</p>	<p><i>Provide the result for the 2016-2017 school year that directly ties back to the established goal.</i></p> <p>BRE Kindergarten Readiness Skill document</p> <p>71.4% of children entering kindergarten in the fall were able to complete 80% or more of the readiness skills as noted on the BRE Kindergarten Readiness Skills document.</p>	<p><i>Check one of the following:</i></p> <p><input type="checkbox"/> Goal Met</p> <p><input type="checkbox"/> Goal Not Met</p> <p>X Goal in Progress <i>(only for multi-year goals)</i></p> <p><input type="checkbox"/> District/charter does not enroll students in Kindergarten</p>

All Students in Third Grade Achieving Grade-Level Literacy

Goal 	Result	Goal Status
<p><i>Provide the established SMART goal for the 2016-2017 school year.</i></p> <p>In May of 2017, 75% of exiting second graders will be at the 50th percentile or higher on the Star Reading Assessment prior to entering third grade in September 2017.</p>	<p><i>Provide the result for the 2016-2017 school year that directly ties back to the established goal.</i></p> <p>Star Assessment Summary Report</p> <p>54 students completed the Star Assessment, of which 21 of the 54 (39%) scored at the 50th percentile or higher.</p>	<p><i>Check one of the following:</i></p> <p><input type="checkbox"/> Goal Met</p> <p><input type="checkbox"/> Goal Not Met</p> <p><u>X Goal in Progress</u> <i>(only for multi-year goals)</i></p> <p><input type="checkbox"/> District/charter does not enroll students in grade 3</p>

Close the Achievement Gap(s) Among All Groups

Goal	Result	Goal Status
<p><i>Provide the established SMART goal for the 2016-2017 school year.</i></p> <p>All students enrolled on October 1st will increase their proficiency on the MCA Reading by 6%.</p> <p>All students enrolled October 1st will increase their proficiency on the MCA Math by 6%.</p>	<p><i>Provide the result for the 2016-2017 school year that directly ties back to the established goal.</i></p> <p><i>Integration Report</i></p>	<p><i>Check one of the following:</i></p> <p><input type="checkbox"/> <i>Goal Met</i></p> <p><input type="checkbox"/> <i>Goal Not Met</i></p> <p><input checked="" type="checkbox"/> <i>Goal in Progress (only for multi-year goals)</i></p>

Close the Achievement Gap(s) Among All Groups

A. Reading Proficiency INCREASE:

Name of District	Baseline data	Year 1 2014-15 Goal	Actual	On Track? Check box if yes	Year 2 2015-16 Goal	Actual	On Track? Check box if yes	On Track	Year 3 2016-17 Goal	Actual	Met Goal? Check box if yes	Total Increase
All students	43.7%	48%	48.0%	<input checked="" type="checkbox"/>	51%	48.3	<input type="checkbox"/>		54%	48.5	<input type="checkbox"/>	4.8%
Protected Class	27%	31.3%	25.6%	<input type="checkbox"/>	35.6%	29.6	<input type="checkbox"/>		39.9%	29.9	<input type="checkbox"/>	2.9%
American Indian	28.1%	32.4%	25.8%	<input type="checkbox"/>	36.7%	30.6	<input type="checkbox"/>		41%	25.0	<input type="checkbox"/>	-3.1%
Asian				<input type="checkbox"/>			<input type="checkbox"/>				<input type="checkbox"/>	
Hispanic	27.1%	31.4%	27.3%	<input type="checkbox"/>	35.7%	28.3	<input type="checkbox"/>		40%	37.8	<input type="checkbox"/>	10.7%
Black				<input type="checkbox"/>			<input type="checkbox"/>				<input type="checkbox"/>	
White	50.5%	52.8%	57.9%	<input checked="" type="checkbox"/>	55.1%	57.1	<input checked="" type="checkbox"/>		57.4%	57.1	<input type="checkbox"/>	6.6%
Non-FRP	55.3%	57.6%	60.4%	<input checked="" type="checkbox"/>	59.9%	60.2	<input checked="" type="checkbox"/>		62.2%	60.4	<input type="checkbox"/>	5.1%
FRP	31.2%	34.2%	32.7%	<input type="checkbox"/>	37.2%	30.4	<input type="checkbox"/>		40.2%	32.4	<input type="checkbox"/>	1.2%

Close the Achievement Gap(s) Among All Groups

B. Reading GAP DECREASE:

Name of District	Baseline data	Year 1 2014-15 Goal	Actual	On Track? Check box if yes	Year 2 2015-16 Goal	Actual	On Track? Check box if yes	On Track	Year 3 2016-17 Goal	Actual	Met Goal? Check box if yes	Total Decrease
<i>All students</i>				<input type="checkbox"/>			<input type="checkbox"/>				<input type="checkbox"/>	
<i>Protected Class</i>	23.5%	19.6%	32.3%	<input type="checkbox"/>	15.7%	27.5	<input type="checkbox"/>		11.8%	27	<input type="checkbox"/>	-3.5%
<i>American Indian</i>	22.4%	18.7%	32.1%	<input type="checkbox"/>	15%	26.5	<input type="checkbox"/>		11.3%	32.1	<input type="checkbox"/>	-9.7%
<i>Asian</i>				<input type="checkbox"/>			<input type="checkbox"/>				<input type="checkbox"/>	
<i>Hispanic</i>	23.4%	19.5%	30.6%	<input type="checkbox"/>	15.6%	28.8	<input type="checkbox"/>		11.7%	19.3	<input type="checkbox"/>	4.1%

Name of District	Baseline data	Year 1 2014-15 Goal	Actual	On Track? Check box if yes	Year 2 2015-16 Goal	Actual	On Track? Check box if yes	On Track	Year 3 2016-17 Goal	Actual	Met Goal? Check box if yes	Total Decrease
<i>Black</i>				<input type="checkbox"/>			<input type="checkbox"/>				<input type="checkbox"/>	
<i>White</i>				<input type="checkbox"/>			<input type="checkbox"/>				<input type="checkbox"/>	
<i>Non-FRP</i>				<input type="checkbox"/>			<input type="checkbox"/>				<input type="checkbox"/>	
<i>FRP</i>	24.1%	20.1%	28%	<input type="checkbox"/>	16.1%	25.4	<input type="checkbox"/>		12.1%	28.1	<input type="checkbox"/>	-4.0%

Close the Achievement Gap(s) Among All Groups

A. Mathematics Proficiency INCREASE:

17

Name of District	Baseline data	Year 1 2014-15 Goal	Actual	On Track? Check box if yes	Year 2 2015-16 Goal	Actual	On Track? Check box if yes	On Track	Year 3 2016-17 Goal	Actual	Met Goal? Check box if yes	Total Increase
All students	42.8%	45%	43.5%	<input type="checkbox"/>	47.2%	43.5	<input type="checkbox"/>		49.3%	47.3	<input type="checkbox"/>	4.5%
Protected Class	17.3%	20%	26.9%	<input checked="" type="checkbox"/>	22.7%	29.9	<input checked="" type="checkbox"/>		26.4%	31%	<input checked="" type="checkbox"/>	13.7%
American Indian	25%	27.7%	27.0%	<input type="checkbox"/>	30.4%	28.6	<input type="checkbox"/>		33.1%	30.6	<input type="checkbox"/>	5.6%
Asian				<input type="checkbox"/>			<input type="checkbox"/>				<input type="checkbox"/>	
Hispanic	13.3%	16%	27.9%	<input checked="" type="checkbox"/>	18.7%	31.8	<input checked="" type="checkbox"/>		21.4%	31.7	<input checked="" type="checkbox"/>	18.4%
Black				<input type="checkbox"/>			<input type="checkbox"/>				<input type="checkbox"/>	

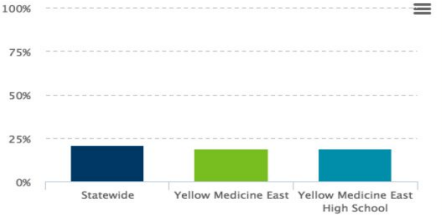
Name of District	Baseline data	Year 1 2014-15 Goal	Actual	On Track? Check box if yes	Year 2 2015-16 Goal	Actual	On Track? Check box if yes	On Track	Year 3 2016-17 Goal	Actual	Met Goal? Check box if yes	Total Increase
White	50.6%	52.3%	51.2%	<input type="checkbox"/>	54%	49.4	<input type="checkbox"/>		55.7%	54.4	<input type="checkbox"/>	3.8%
Non-FRP	55%	56.7%	53.1%	<input type="checkbox"/>	58.4%	54.4	<input type="checkbox"/>		60.1%	56.6	<input type="checkbox"/>	1.6%
FRP	29.1	31.8%	31.3%	<input type="checkbox"/>	34.5%	31.4	<input type="checkbox"/>		37.2%	35.6	<input type="checkbox"/>	6.5%

Close the Achievement Gap(s) Among All Groups

B. Mathematics GAP DECREASE:

Name of District	Baseline data	Year 1 2014-15 Goal	Actual	On Track? Check box if yes	Year 2 2015-16 Goal	Actual	On Track? Check box if yes	On Track	Year 3 2016-17 Goal	Actual	Met Goal? Check box if yes	Total Decrease
All students				<input type="checkbox"/>			<input type="checkbox"/>				<input type="checkbox"/>	
Protected Class	33.3%	27.8%	24.3%	<input checked="" type="checkbox"/>	22.2%	19.5	<input checked="" type="checkbox"/>		16.6%	23.3%	<input type="checkbox"/>	10%
American Indian	25.6%	21.3%	24.2%	<input type="checkbox"/>	17%	20.8	<input type="checkbox"/>		12.7%	23.8%	<input type="checkbox"/>	1.8%
Asian				<input type="checkbox"/>			<input type="checkbox"/>				<input type="checkbox"/>	
Hispanic	37.3%	28.1%	23.3%	<input checked="" type="checkbox"/>	21.9%	17.6	<input checked="" type="checkbox"/>		15.7%	22.6%	<input type="checkbox"/>	14.7%
Black				<input type="checkbox"/>			<input type="checkbox"/>				<input type="checkbox"/>	
White				<input type="checkbox"/>			<input type="checkbox"/>				<input type="checkbox"/>	
Non-FRP				<input type="checkbox"/>			<input type="checkbox"/>				<input type="checkbox"/>	
FRP	25.9%	21.6%	21.7%	<input checked="" type="checkbox"/>	17.3%	24.1	<input type="checkbox"/>		13%	21%	<input type="checkbox"/>	4.9%

All Students Career- and College-Ready by Graduation

Goal	Result	Goal Status												
<p><i>Provide the established SMART goal for the 2016-2017 school year.</i></p> <p><i>80% of Students in the Class of 2016 will graduate college and career ready in English</i></p> <p><i>80% of Students in the Class of 2016 will graduate college and career ready in Math</i></p>	<p><i>Provide the result for the 2016-2017 school year that directly ties back to the established goal.</i></p> <div data-bbox="484 330 952 977"> <p>Yellow Medicine East High School High School (HS) Graduation Year : 2015</p> <p>Developmental Education Enrollment</p> <p>Percent of HS Graduates Enrolled in Developmental Education During First Two Years</p>  <table border="1"> <thead> <tr> <th>Type</th> <th>Statewide</th> <th>Yellow Medicine East</th> <th>Yellow Medicine East High School</th> </tr> </thead> <tbody> <tr> <td>Percent of HS Graduates Enrolled in Developmental Education in First or Second Fall Term</td> <td>21%</td> <td>19%</td> <td>19%</td> </tr> <tr> <td>Average Number of Developmental Credits</td> <td>5.45</td> <td>4.86</td> <td>4.86</td> </tr> </tbody> </table> </div>	Type	Statewide	Yellow Medicine East	Yellow Medicine East High School	Percent of HS Graduates Enrolled in Developmental Education in First or Second Fall Term	21%	19%	19%	Average Number of Developmental Credits	5.45	4.86	4.86	<p><i>Check one of the following:</i></p> <ul style="list-style-type: none"> <input checked="" type="checkbox"/> <i>Goal Met</i> <input type="checkbox"/> <i>Goal Not Met</i> <input type="checkbox"/> <i>Goal in Progress (only for multi-year goals)</i>
Type	Statewide	Yellow Medicine East	Yellow Medicine East High School											
Percent of HS Graduates Enrolled in Developmental Education in First or Second Fall Term	21%	19%	19%											
Average Number of Developmental Credits	5.45	4.86	4.86											



All Students Graduate



Goal	Result	Goal Status																				
<p>Provide the established SMART goal for the 2016-2017 school year.</p> <p>95% of Yellow Medicine East students in the Class of 2016 will graduate</p>	<p>Provide the result for the 2016-2017 school year that directly ties back to the established goal.</p> <div data-bbox="510 470 1016 965"> <table border="1"> <thead> <tr> <th>Demographic</th> <th>Year</th> <th>Graduated Count</th> <th>Graduated %</th> </tr> </thead> <tbody> <tr> <td rowspan="5">All Students</td> <td>2012</td> <td>79</td> <td>95.2%</td> </tr> <tr> <td>2013</td> <td>62</td> <td>91.2%</td> </tr> <tr> <td>2014</td> <td>60</td> <td>96.8%</td> </tr> <tr> <td>2015</td> <td>73</td> <td>97.3%</td> </tr> <tr> <td>2016</td> <td>45</td> <td>88.2%</td> </tr> </tbody> </table> </div>	Demographic	Year	Graduated Count	Graduated %	All Students	2012	79	95.2%	2013	62	91.2%	2014	60	96.8%	2015	73	97.3%	2016	45	88.2%	<p>Check one of the following:</p> <ul style="list-style-type: none"> <input type="checkbox"/> Goal Met <input type="checkbox"/> Goal Not Met <input checked="" type="checkbox"/> Goal in Progress (only for multi-year goals) <input type="checkbox"/> District/charter does not enroll students in grade 12
Demographic	Year	Graduated Count	Graduated %																			
All Students	2012	79	95.2%																			
	2013	62	91.2%																			
	2014	60	96.8%																			
	2015	73	97.3%																			
	2016	45	88.2%																			

Q - Comp

As the focus for the Q Comp plan, the district has selected the following district-wide student achievement goal from the Educational Improvement Plan (EIP):

The students at YME will increase math assessment scores by an average of 4% as measured by STAR spring 2016 to spring 2017 assessments.

Bert Raney Elementary:

SMART Goal: The percentage of students in grades 2-5 at grade level on the Star Reading assessment, will increase 5% from spring 2016 to spring 2017.

SMART Goal: The percentage of students in grades 1-5 at grade level on the Star Math assessment, will increase 5% from spring 2016 to spring 2017.

Middle School/High School:

SMART Goal: The percentage of students in grades 6 - 11 at grade level on the Star Reading assessment, will increase 4% from fall 2016 to spring 2017.

SMART Goal: The percentage of students in grades 6-11 at grade level on the Star Math assessment, will increase 4% from fall 2016 to spring 2017.

Q - Comp BRE

22

Spring 2017		Reading - Star Assessment	
Grade	Number of students at or above grade level	Number of students who took the test	Grade level %
1	23	49	46.94%
2	20	46	43.48%
3	29	60	48.33%
4	22	49	44.90%
5	25	50	50.00%
Total Gr 1-5	119	254	46.73%

Spring 2017		Math - Star Assessment	
Grade	Number of students at or above grade level	Number of students who took the test	Grade level %
1	39	52	75.00%
2	37	46	80.43%
3	47	60	78.33%
4	38	49	77.55%
5	36	49	73.47%
Total Gr 1-5	197	256	76.96%

Q - Comp MS/HS

Reading		GE	Goal	37.00%		Benchmark May			
Grade	Proficient	Total	%	Goal					
6	23	63	36.51%		27	62	43.55%	M	
7	27	55	49.09%		20	57	35.09%	D	
8	20	56	35.71%		19	58	32.76%	D	
9	10	45	22.22%		18	47	38.30%	M	
10	17	53	32.08%	District	22	54	40.74%	M	
11	15	64	23.44%	Goal (4%)	24	63		M	
	112	336	33.33%		124	130	Goal		37.33%
			Plus		12	13	Actual		38.09%
Math		GE	Goal	57%					
Grade	Proficient	Total	%						
6	31	62	50.00%		37	62	59.68%	M	
7	36	56	64.29%		34	57	59.65%	D	
8	26	58	44.83%		28	58	48.28%	D	
9	17	45	37.78%		35	47	74.47%	M	
10	30	54	55.56%	District	40	54	74.07%	M	
11	40	63	63.49%	Goal (4%)	42	62		M	
	180	338	53.25%		192	216	Goal		57.25%
			Plus		12	18	Actual		63.23%



2016-17 World's Best Workforce Report Summary

District or Charter Name: Yellow Medicine East School District
Grades Served: Pre K ~ 12
Contact Person Name and Position: Rick Clark, Superintendent

In accordance with Minnesota Statutes, section 120B.11, a school board, at a public meeting, shall adopt a comprehensive, long-term strategic plan to support and improve teaching and learning that is aligned with creating the world's best workforce. The school board must publish an annual report on the previous year's plan and hold an annual public meeting to review goals, outcomes and strategies. An electronic *summary* of the annual report must be sent to the Commissioner of Education each year.

This document serves as the required template for submission of the 2016-17 report summary. Districts must submit this completed template by **December 15, 2017**, to MDE.WorldsBestWorkForce@state.mn.us.

If you have questions while completing this summary, please feel free to email MDE.WorldsBestWorkforce@state.mn.us or contact [Susan Burris](mailto:susan.burris@state.mn.us) (susan.burris@state.mn.us), Program Manager for District Support.

1. Stakeholder Engagement

1a. Annual Report

[Note: For each school year, the school board must publish a report in the local newspaper, by mail or by electronic means on the district website.]

- Provide the direct website link to the district's WBWF annual report. If a link is not available, describe how the district disseminates the report to stakeholders.
<http://www.isd2190.org/userfiles/3/my%20files/2016%20wbwf%20summary%20template.docx.pdf?id=600>

1b. Annual Public Meeting

[Note: School boards are to hold an annual public meeting to communicate plans for the upcoming school year based on a review of goals, outcomes and strategies from the previous year. Stakeholders should be meaningfully involved, and this meeting is to occur separately from a regularly scheduled school board meeting. The author's intent was to have a separate meeting just for this reason.]

- Provide the date of the school board annual public meeting to review progress from the 2016-17 school year. October 30, 2017

1c. District Advisory Committee

[Note: The district advisory committee must reflect the diversity of the district and its school sites. It must include teachers, parents, support staff, students, and other community residents. Parents and other community residents are to comprise at least two-thirds of advisory committee members, when possible. The district advisory committee makes recommendations to the school board.]

- Complete the list of your District Advisory Committee members for the 2016-17 school year. Expand the table to include all committee members. Ensure roles are clear (teachers, parents, support staff, students, and other community residents).

District Advisory Committee Member	Role in District
Dr. Rick Clark	Superintendent
Mrs. Lisa Hansen	Principal
Mr. Ryan Luft	Principal
Mrs. Robin Henderson	Integration and Success Coordinator
Yellow Medicine East School Board Directors	
Yellow Medicine East Community Members	
Yellow Medicine East Staff	

2. Goals and Results

[Note: SMART goals are: specific and strategic, measurable, attainable (yet rigorous), results-based and time-based. Goals should be linked to needs and written in SMART-goal format. Results should tie directly back to the established goal so it is clear whether the goal was met. Districts may choose to use the data profiles provided by MDE in reporting goals and results or other locally-determined measures. Be sure to check the box with the most appropriate goal status.]

2a. All Students Ready for School

Goal	Result	Goal Status
<p><i>Provide the established SMART goal for the 2016-2017 school year.</i></p> <p>75% of children entering kindergarten in the fall, will be able to complete 80% or more of the readiness skills as noted on the BRE Kindergarten Readiness Skills document.</p>	<p><i>Provide the result for the 2016-2017 school year that directly ties back to the established goal.</i></p> <p>BRE Kindergarten Readiness Skill document</p> <p>71.4% of children entering kindergarten in the fall were able to complete 80% or more of the readiness skills as noted on the BRE Kindergarten Readiness Skills document.</p>	<p><i>Check one of the following:</i></p> <p><input type="checkbox"/> Goal Met</p> <p><input type="checkbox"/> Goal Not Met</p> <p>X Goal in Progress <i>(only for multi-year goals)</i></p> <p><input type="checkbox"/> District/charter does not enroll students in Kindergarten</p>

2b. All Students in Third Grade Achieving Grade-Level Literacy

Goal	Result	Goal Status
<p><i>Provide the established SMART goal for the 2016-2017 school year.</i></p> <p>In May of 2017, 75% of exiting second graders will be at the 50th percentile or higher on the Star Reading Assessment prior to entering third grade in September 2017.</p>	<p><i>Provide the result for the 2016-2017 school year that directly ties back to the established goal.</i></p> <p>Star Assessment Summary Report</p> <p>54 students completed the Star Assessment, of which 21 of the 54 (39%) scored at the 50th percentile or higher.</p>	<p><i>Check one of the following:</i></p> <p><input type="checkbox"/> Goal Met</p> <p><input type="checkbox"/> Goal Not Met</p> <p>X Goal in Progress <i>(only for multi-year goals)</i></p> <p><input type="checkbox"/> District/charter does not enroll students in grade 3</p>

2c. Close the Achievement Gap(s) Among All Groups

Goal	Result	Goal Status
<p>Provide the established SMART goal for the 2016-2017 school year.</p> <p>All students enrolled on October 1st will increase their proficiency on the MCA Reading by 6%.</p> <p>All students enrolled October 1st will increase their proficiency on the MCA Math by 6%.</p>	<p>Provide the result for the 2016-2017 school year that directly ties back to the established goal.</p> <p><i>Integration Report</i></p>	<p>Check one of the following:</p> <p><input type="checkbox"/> Goal Met</p> <p><input type="checkbox"/> Goal Not Met</p> <p><input checked="" type="checkbox"/> Goal in Progress (only for multi-year goals)</p>

A. Reading Proficiency INCREASE:

Name of District	Baseline data	Year 1 2014-15 Goal	Actual	On Track? Check box if yes	Year 2 2015-16 Goal	Actual	On Track? Check box if yes	On Track	Year 3 2016-17 Goal	Actual	Met Goal? Check box if yes	Total Increase
All students	43.7%	48%	48.0%	<input checked="" type="checkbox"/>	51%	48.3	<input type="checkbox"/>		54%	48.5	<input type="checkbox"/>	4.8%
Protected Class	27%	31.3%	25.6%	<input type="checkbox"/>	35.6%	29.6	<input type="checkbox"/>		39.9%	29.9	<input type="checkbox"/>	2.9%
American Indian	28.1%	32.4%	25.8%	<input type="checkbox"/>	36.7%	30.6	<input type="checkbox"/>		41%	25.0	<input type="checkbox"/>	-3.1%
Asian				<input type="checkbox"/>			<input type="checkbox"/>				<input type="checkbox"/>	
Hispanic	27.1%	31.4%	27.3%	<input type="checkbox"/>	35.7%	28.3	<input type="checkbox"/>		40%	37.8	<input type="checkbox"/>	10.7%
Black				<input type="checkbox"/>			<input type="checkbox"/>				<input type="checkbox"/>	
White	50.5%	52.8%	57.9%	<input checked="" type="checkbox"/>	55.1%	57.1	<input checked="" type="checkbox"/>		57.4%	57.1	<input type="checkbox"/>	6.6%
Non-FRP	55.3%	57.6%	60.4%	<input checked="" type="checkbox"/>	59.9%	60.2	<input checked="" type="checkbox"/>		62.2%	60.4	<input type="checkbox"/>	5.1%
FRP	31.2%	34.2%	32.7%	<input type="checkbox"/>	37.2%	30.4	<input type="checkbox"/>		40.2%	32.4	<input type="checkbox"/>	1.2%

B. Reading GAP DECREASE:

Name of District	Baseline data	Year 1 2014-15 Goal	Actual	On Track? Check box if yes	Year 2 2015-16 Goal	Actual	On Track? Check box if yes	On Track	Year 3 2016-17 Goal	Actual	Met Goal? Check box if yes	Total Decrease
All students				<input type="checkbox"/>			<input type="checkbox"/>				<input type="checkbox"/>	
Protected Class	23.5%	19.6%	32.3%	<input type="checkbox"/>	15.7%	27.5	<input type="checkbox"/>		11.8%	27	<input type="checkbox"/>	-3.5%
American Indian	22.4%	18.7%	32.1%	<input type="checkbox"/>	15%	26.5	<input type="checkbox"/>		11.3%	32.1	<input type="checkbox"/>	-9.7%
Asian				<input type="checkbox"/>			<input type="checkbox"/>				<input type="checkbox"/>	
Hispanic	23.4%	19.5%	30.6%	<input type="checkbox"/>	15.6%	28.8	<input type="checkbox"/>		11.7%	19.3	<input type="checkbox"/>	4.1%

Name of District	Baseline data	Year 1 2014-15 Goal	Actual	On Track? Check box if yes	Year 2 2015-16 Goal	Actual	On Track? Check box if yes	On Track	Year 3 2016-17 Goal	Actual	Met Goal? Check box if yes	Total Decrease
Black				<input type="checkbox"/>			<input type="checkbox"/>				<input type="checkbox"/>	
White				<input type="checkbox"/>			<input type="checkbox"/>				<input type="checkbox"/>	
Non-FRP				<input type="checkbox"/>			<input type="checkbox"/>				<input type="checkbox"/>	
FRP	24.1%	20.1%	28%	<input type="checkbox"/>	16.1%	25.4	<input type="checkbox"/>		12.1%	28.1	<input type="checkbox"/>	-4.0%

A. Mathematics Proficiency INCREASE:

Name of District	Baseline data	Year 1 2014-15 Goal	Actual	On Track? Check box if yes	Year 2 2015-16 Goal	Actual	On Track? Check box if yes	On Track	Year 3 2016-17 Goal	Actual	Met Goal? Check box if yes	Total Increase
All students	42.8%	45%	43.5%	<input type="checkbox"/>	47.2%	43.5	<input type="checkbox"/>		49.3%	47.3	<input type="checkbox"/>	4.5%
Protected Class	17.3%	20%	26.9%	<input checked="" type="checkbox"/>	22.7%	29.9	<input checked="" type="checkbox"/>		26.4%	31%	<input checked="" type="checkbox"/>	13.7%
American Indian	25%	27.7%	27.0%	<input type="checkbox"/>	30.4%	28.6	<input type="checkbox"/>		33.1%	30.6	<input type="checkbox"/>	5.6%
Asian				<input type="checkbox"/>			<input type="checkbox"/>				<input type="checkbox"/>	
Hispanic	13.3%	16%	27.9%	<input checked="" type="checkbox"/>	18.7%	31.8	<input checked="" type="checkbox"/>		21.4%	31.7	<input checked="" type="checkbox"/>	18.4%
Black				<input type="checkbox"/>			<input type="checkbox"/>				<input type="checkbox"/>	

Name of District	Baseline data	Year 1 2014-15 Goal	Actual	On Track? Check box if yes	Year 2 2015-16 Goal	Actual	On Track? Check box if yes	On Track	Year 3 2016-17 Goal	Actual	Met Goal? Check box if yes	Total Increase
White	50.6%	52.3%	51.2%	<input type="checkbox"/>	54%	49.4	<input type="checkbox"/>		55.7%	54.4	<input type="checkbox"/>	3.8%
Non-FRP	55%	56.7%	53.1%	<input type="checkbox"/>	58.4%	54.4	<input type="checkbox"/>		60.1%	56.6	<input type="checkbox"/>	1.6%
FRP	29.1	31.8%	31.3%	<input type="checkbox"/>	34.5%	31.4	<input type="checkbox"/>		37.2%	35.6	<input type="checkbox"/>	6.5%

B. Mathematics GAP DECREASE:

Name of District	Baseline data	Year 1 2014-15 Goal	Actual	On Track? Check box if yes	Year 2 2015-16 Goal	Actual	On Track? Check box if yes	On Track	Year 3 2016-17 Goal	Actual	Met Goal? Check box if yes	Total Decrease
All students				<input type="checkbox"/>			<input type="checkbox"/>				<input type="checkbox"/>	
Protected Class	33.3%	27.8%	24.3%	<input checked="" type="checkbox"/>	22.2%	19.5	<input checked="" type="checkbox"/>		16.6%	23.3%	<input type="checkbox"/>	10%
American Indian	25.6%	21.3%	24.2%	<input type="checkbox"/>	17%	20.8	<input type="checkbox"/>		12.7%	23.8%	<input type="checkbox"/>	1.8%
Asian				<input type="checkbox"/>			<input type="checkbox"/>				<input type="checkbox"/>	
Hispanic	37.3%	28.1%	23.3%	<input checked="" type="checkbox"/>	21.9%	17.6	<input checked="" type="checkbox"/>		15.7%	22.6%	<input type="checkbox"/>	14.7%
Black				<input type="checkbox"/>			<input type="checkbox"/>				<input type="checkbox"/>	
White				<input type="checkbox"/>			<input type="checkbox"/>				<input type="checkbox"/>	
Non-FRP				<input type="checkbox"/>			<input type="checkbox"/>				<input type="checkbox"/>	
FRP	25.9%	21.6%	21.7%	<input checked="" type="checkbox"/>	17.3%	24.1	<input type="checkbox"/>		13%	21%	<input type="checkbox"/>	4.9%

2d. All Students Career- and College-Ready by Graduation

Goal	Result	Goal Status												
<p><i>Provide the established SMART goal for the 2016-2017 school year.</i></p> <p><i>80% of Students in the Class of 2016 will graduate college and career ready in English</i></p> <p><i>80% of Students in the Class of 2016 will graduate college and career ready in Math</i></p>	<p><i>Provide the result for the 2016-2017 school year that directly ties back to the established goal.</i></p> <div data-bbox="646 485 1203 1394"> <p>Yellow Medicine East High School High School (HS) Graduation Year : 2015</p> <p>Developmental Education Enrollment</p> <p>Percent of HS Graduates Enrolled in Developmental Education During First Two Years</p> <table border="1"> <thead> <tr> <th>Type</th> <th>Statewide</th> <th>Yellow Medicine East</th> <th>Yellow Medicine East High School</th> </tr> </thead> <tbody> <tr> <td>Percent of HS Graduates Enrolled in Developmental Education in First or Second Fall Term</td> <td>21%</td> <td>19%</td> <td>19%</td> </tr> <tr> <td>Average Number of Developmental Credits</td> <td>5.45</td> <td>4.86</td> <td>4.86</td> </tr> </tbody> </table> </div>	Type	Statewide	Yellow Medicine East	Yellow Medicine East High School	Percent of HS Graduates Enrolled in Developmental Education in First or Second Fall Term	21%	19%	19%	Average Number of Developmental Credits	5.45	4.86	4.86	<p><i>Check one of the following:</i></p> <p><input checked="" type="checkbox"/> Goal Met</p> <p><input type="checkbox"/> Goal Not Met</p> <p><input type="checkbox"/> Goal in Progress <i>(only for multi-year goals)</i></p>
Type	Statewide	Yellow Medicine East	Yellow Medicine East High School											
Percent of HS Graduates Enrolled in Developmental Education in First or Second Fall Term	21%	19%	19%											
Average Number of Developmental Credits	5.45	4.86	4.86											

2e. All Students Graduate

Goal	Result	Goal Status																				
<p><i>Provide the established SMART goal for the 2016-2017 school year.</i></p> <p><i>95% of Yellow Medicine East students in the Class of 2016 will graduate</i></p>	<p><i>Provide the result for the 2016-2017 school year that directly ties back to the established goal.</i></p> <table border="1" data-bbox="656 814 1214 1003"> <thead> <tr> <th>Demographic</th> <th>Year</th> <th>Graduated Count</th> <th>Graduated %</th> </tr> </thead> <tbody> <tr> <td rowspan="5">All Students</td> <td>2012</td> <td>79</td> <td>95.2%</td> </tr> <tr> <td>2013</td> <td>62</td> <td>91.2%</td> </tr> <tr> <td>2014</td> <td>60</td> <td>96.8%</td> </tr> <tr> <td>2015</td> <td>73</td> <td>97.3%</td> </tr> <tr> <td>2016</td> <td>45</td> <td>88.2%</td> </tr> </tbody> </table>	Demographic	Year	Graduated Count	Graduated %	All Students	2012	79	95.2%	2013	62	91.2%	2014	60	96.8%	2015	73	97.3%	2016	45	88.2%	<p><i>Check one of the following:</i></p> <p><input type="checkbox"/> Goal Met</p> <p><input type="checkbox"/> Goal Not Met</p> <p><input checked="" type="checkbox"/> Goal in Progress <i>(only for multi-year goals)</i></p> <p><input type="checkbox"/> District/charter does not enroll students in grade 12</p>
Demographic	Year	Graduated Count	Graduated %																			
All Students	2012	79	95.2%																			
	2013	62	91.2%																			
	2014	60	96.8%																			
	2015	73	97.3%																			
	2016	45	88.2%																			

3. Identified Needs Based on Data

[Note: Data that was reviewed to determine needs may include state-level accountability tests, such as Minnesota Comprehensive Assessments (MCAs) and/or local-level data, such as local assessments, attendance, graduation, mobility, remedial course-taking rates, child poverty, etc.]

- *List and describe the district’s needs that were identified at the start of the 2016-2017 school year and the data the needs were based upon.*
- *Include only the key data used to determine identified needs and limit response to 300 words.*
- *Bulleted points are welcome and appreciate.*

- The Yellow Medicine East School District has reviewed a variety of data points to ensure student success in the classroom. The annual review of the MCA III Math and Reading shows Bert Raney Elementary School has risen above the state average in math but falls below the state average in reading. YME Middle School and YME High School falls below the state average in math and reading. The district staff development committee as well as both building level leadership teams have identified specific areas to help our students achieve growth in both areas.
- Reading: Bert Raney Elementary School, YME Middle School and YME High School - need to increase the reading proficiency scores as measured by the MCA III assessment.
- Math: YME Middle School and YME High School - need to increase math and reading skills as measured by the MCA III assessment.

	Reading - School Proficiency/State Proficiency	Math - School Proficiency/State Proficiency
Bert Raney Elementary School	48.8% / 60.1%	65.7% / 58.6%
Yellow Medicine East Middle School	34.9% / 60.2%	47.4% / 58.7%
Yellow Medicine East High School	46.3% / 60.5%	29.8% / 48.4%
District	48.1% / 60.2%	47.4% / 58.7%

4. Systems, Strategies and Support Category

4a. Students

➤ Describe the areas below. Include only the district focus areas for the 2016-2017 school year and limit response to 300 words. Bulleted points are welcome and appreciated.

- Process for assessing and evaluating student progress toward meeting state and local academic standards.
 - Process to disaggregate data by student group.
-
- Support strategies included: Reading and Math interventions, full-time American Indian and Hispanic Liaison, full time Success Coach and Career Coordinator as well as study tables that were offered three times per week for students.
 - Support strategies for Bert Raney Elementary School included:
 - MCA data reviewed, subgroups, strengths and challenges were identified
 - Staff meetings and staff development related to improvement of instruction based on STAR results
 - Common language arts and math times
 - Organization and implementation of grade level meetings to discuss reading expectations
 - Staff development to develop cross classroom instruction
 - Implementation of intervention strategies for reading and math
 - Increase of reading opportunities through the updating of our library
 - Development and support of a 3-5 homework room
 - Development and support of early morning homework support
 - Implementation of daily journals for paraprofessionals to support student learning
 - Organization and implementation of two book studies (What Do You Do with a Child Like This?: Inside the Lives of Troubled Children & Fostering Resilient Learners: Strategies for Creating a Trauma-Sensitive Classroom)
 - Strengthened questioning and wait time techniques in the classroom
 - Organized and support of SPED staff meetings with classroom teachers to review student goals and interventions
 - Identified through various forms of assessment a weak area of instruction: phonics
 - Researched, hired, and utilized phonics instructor for certified staff to improve phonics instruction
 - Provided phonics in service and follow up days for assessment
 - Several assessments were administered throughout the year: MCA III, ACCESS, ACT Prep, ACT, ASVAB, PSAT, DRAs and STAR 360. Students, teachers, and parents received the data

and recommendations from the assessments.

4b. Teachers and Principals

➤ *Describe the areas below. Include only the district focus areas for the 2016-2017 school year and limit response to 300 words. Bulleted points are welcome and appreciated.*

- *System to review and evaluate the effectiveness of*
 - *Instruction*
 - *Curriculum*
 - *Teacher evaluations*
 - *Principal evaluations*

- YME uses staff development time to strengthen instructional strategies and techniques in the K-12 classroom.
- YME adopted the PLC model, with certified staff members meeting 1-2 times per month to work on improving student achievement and reducing the gap within our subgroups.
- YME is a Q-Comp school. All teachers receive three formative evaluations annually, with both the Administration and Peer Observers providing support.
- YME has adopted a curriculum review cycle that is reported to the board of education each July. This process allows departments to review curriculum and support materials to determine standards achievement and better determine what areas are in need of attention and support.
- Principals are evaluated annually.

4c. District

➤ *Describe the areas below. Include only the district focus areas for the 2016-2017 school year and limit response to 300 words. Bulleted points are welcome and appreciated.*

- *Include the district practices around high-quality instruction and rigorous curriculum which integrate:*
 - *Technology*
 - *Collaborative professional culture*

Yellow Medicine East School Board of Education has dedicated funds for the next two school years to implement a 1-to-1 technology initiative for all students. The planning for this effort is embedded into our staff development activities and the collaborative professional development days with the Minnesota River Valley Education District and the Southwest/West Central Service Coop.

5. Equitable Access to Excellent Teachers

On June 1, 2015, MDE submitted a plan to the U.S. Department of Education that required all states to address long term needs for improving equitable access of all students to excellent educators. The Every Student Succeeds Act (ESSA), signed on December 10, 2015, now requires states to evaluate and publicly report whether low-income and minority students are disproportionately served by ineffective, out-of-field, or inexperienced teachers.

To reach the goals of the WBWF, it is important to ensure that all students, particularly students from low income families, students of color and American Indian students have equitable access to teachers and principals who can help them reach their potential. WBWF now requires:

1. Districts to have a process to examine the equitable distribution of teachers and strategies to ensure low-income and minority children are not taught at higher rates than other children by inexperienced, ineffective, or out-of-field teachers.
2. District advisory committees to recommend to the school board the means to improve students' equitable access to effective and more diverse teachers.

In this 2016-2017 summary report submission, please provide the information below.

- *Describe the areas below. Limit response to 300 words. Bulleted points are welcome and appreciated.*
 - *District process to examine the distribution of experienced, effective and in-field teachers across the district and within school sites using data.*
 - *Include how the district reviews data to examine the equitable distribution of teachers.*
 - *Strategies used to improve students' equitable access to experienced, effective and in-field teachers.*

Yellow Medicine East School District employs experienced, effective and certified or variance teachers in all areas of instruction. The instructional areas of Special Education, English Language Arts, and K-12 ELL positions received licensure permission through the Minnesota Department of Education. As a rural district, it is often difficult to fill positions, especially in the areas of Special Education, ELL, and English Language Arts. Our district consists of two buildings who are fully staffed with equitable distribution of teachers in our K-12 system.

Check Nbr	Vendor Name	Check Date	Invoice Number	Invoice Desc	PO Number	Invoice Amount	Check Amount
19812	A&B BUSINESS SOLUTIONS	11/13/2017	447119	COPIER LEASE	0	1,492.50	2,339.85
01 E	005 020 290 302 580			SUPERINTENDENT'S OFFICE/CAPITAL OUTLAY/CAPITAL LEASE PR		200.00	
01 E	100 203 290 302 580			ELEMENTARY GENERAL ED./CAPITAL OUTLAY/CAPITAL LEASE PRI		450.00	
01 E	300 211 290 302 580			SECONDARY EDUCATION GENERAL/CAPITAL OUTLAY/CAPITAL LEAS		561.67	
01 E	350 211 290 302 580			SECONDARY EDUCATION GENERAL/CAPITAL OUTLAY/CAPITAL LEAS		280.83	
			447119-	COPIER MAINTENANCE	0	847.35	
01 E	005 020 290 000 350			SUPERINTENDENT'S OFFICE/DISTRICT WIDE/REPAIRS AND MAINT		127.00	
01 E	100 203 290 000 350			ELEMENTARY GENERAL ED./DISTRICT WIDE/REPAIRS AND MAINT		254.00	
01 E	300 211 290 000 350			SECONDARY EDUCATION GENERAL/DISTRICT WIDE/REPAIRS AND M		286.85	
01 E	350 211 290 000 350			SECONDARY EDUCATION GENERAL/DISTRICT WIDE/REPAIRS AND M		179.50	
19813	ACDA	11/13/2017	1		0	240.00	240.00
01 E	300 640 000 316 367			STAFF DEVELOPMENT/STAFF DEVELOPMENT/TRAVEL-PROFESS DEVE		240.00	
19814	ADVOCATE TRIBUNE	11/13/2017	1		0	294.50	514.86
01 E	005 010 000 000 380			BOARD OF EDUCATION/DISTRICT WIDE/PRINTING/ADVERTISING/D		294.50	
			2		0	160.09	
01 E	300 211 000 000 433			SECONDARY EDUCATION GENERAL/DISTRICT WIDE/INDIVIDUAL IN		160.09	
			3		0	60.27	
04 E	500 505 000 321 380			COMMUNITY EDUCATION GENERAL/COMMUNITY EDUCATION/PRINTIN		60.27	
19815	Vendor Continued Void	11/13/2017					0.00
19816	ALMICH'S MARKET	11/13/2017	1		0	273.87	1,480.26
04 E	500 582 000 344 490			LEARNING READINESS/LEARNING READINESS/FOOD/DISTRICT WID		273.87	
			10		0	115.05	
02 E	005 770 000 701 490			FOOD SERVICES/SCHOOL LUNCH/FOOD/DISTRICT WIDE		115.05	
			2		0	940.67	
01 E	300 331 000 830 490			FAMILY LIFE SCIENCE (VOC)/VOCATIONAL PROGRAMS/FOOD/DIST		940.67	
			3		0	13.32	
01 L	230 21			GENERAL FUND/DEFERRED REVENUE/CONCESSIONS		13.32	
			4		0	34.77	
01 E	005 790 000 313 430			OTHER PUPIL SUPPORT SERVICES/ACHIEVEMENT & INTEGRATION		34.77	
			5		0	20.28	
01 E	100 203 362 000 899			ELEMENTARY GENERAL ED./DISTRICT WIDE/MISCELLANEOUS EXPE		20.28	
			6		0	55.21	
09 L	230 27			TRUST FUND/DEFERRED REVENUE/SR. CITIZENS GEN ACTIVITY		55.21	
			8		0	13.35	
01 E	300 260 000 000 430			NATURAL SCIENCES/DISTRICT WIDE/SUPPLIES/DISTRICT WIDE		13.35	
			9		0	13.74	
01 E	300 260 000 000 430			NATURAL SCIENCES/DISTRICT WIDE/SUPPLIES/DISTRICT WIDE		13.74	
19817	AMERICAN WELDING AND GAS, INC.	11/13/2017	1		0	1,745.65	1,908.88
01 E	300 301 501 830 433			AG EDUCATION (VOCATIONAL)/VOCATIONAL PROGRAMS/INDIVIDUA		1,745.65	
			11		0	163.23	
01 E	300 301 501 830 433			AG EDUCATION (VOCATIONAL)/VOCATIONAL PROGRAMS/INDIVIDUA		163.23	
19818	CINDY ANDERSON	11/13/2017	1		0	150.00	236.94
04 E	500 505 000 321 305			DOWN CHRISTMAS LANE CHAIR		150.00	
			2		0	86.94	
04 E	500 505 000 321 450			COMMUNITY EDUCATION GENERAL/COMMUNITY EDUCATION/MATERIA		86.94	
19819	ART ED PRO	11/13/2017	ART ED PRO	ART ED PRO	0	299.90	299.90
01 E	300 640 000 316 401			STAFF DEVELOPMENT/STAFF DEVELOPMENT/GENERAL SUPPLIES/DI		299.90	
19820	Vendor Continued Void	11/13/2017					0.00

Check Nbr	Vendor Name	Check Date	Invoice Number	Invoice Desc	PO Number	Invoice Amount	Check Amount
19821	Vendor Continued Void	11/13/2017					0.00
19822	Vendor Continued Void	11/13/2017					0.00
19823	Vendor Continued Void	11/13/2017					0.00
19824	BENNETT & BENNETT INC.	11/13/2017	1	REG ROUTES	0	56,077.14	80,336.61
01 E 005 760 000 720 360				PUPIL TRANSPORTATION/REGULAR TO AND FROM SCHOOL/TRANSP		56,077.14	
			10	GRANITE RUN	0	807.30	
01 E 005 760 000 723 360				PUPIL TRANSPORTATION/HANDICAPPED/TRANSPORTATION CONTRAC		807.30	
			11	SACRED RUN	0	2,660.00	
01 E 005 760 000 723 360				PUPIL TRANSPORTATION/HANDICAPPED/TRANSPORTATION CONTRAC		2,660.00	
			12	BAND RENT	0	30.00	
01 E 300 258 233 000 370				MUSIC/DISTRICT WIDE/RENTALS AND LEASES/INSTRUMENTAL MUS		30.00	
			2	FUEL	0	764.46	
01 E 005 760 000 720 360				PUPIL TRANSPORTATION/REGULAR TO AND FROM SCHOOL/TRANSP		764.46	
			21	11 GRADE TRIP	0	330.59	
01 E 005 760 000 714 360				PUPIL TRANSPORTATION/INTEGRATION BUSSING/TRANSPORTATION		330.59	
			22	SENIOR COLLEGE TRIP	0	443.50	
01 E 005 760 000 714 360				PUPIL TRANSPORTATION/INTEGRATION BUSSING/TRANSPORTATION		443.50	
			23	5TH GR TRIP	0	27.83	
01 E 100 203 000 733 360				ELEMENTARY GENERAL ED./TRANSPORTATION/NON-AUTHORIZED/TR		27.83	
			24	PETROGLYPHS	0	281.13	
01 E 005 760 000 714 360				PUPIL TRANSPORTATION/INTEGRATION BUSSING/TRANSPORTATION		281.13	
			25	ANATOMY	0	415.85	
01 E 300 211 000 733 360				SECONDARY EDUCATION GENERAL/TRANSPORTATION/NON-AUTHORIZ		415.85	
			26	WATER TESTING	0	53.19	
01 E 100 203 000 733 360				ELEMENTARY GENERAL ED./TRANSPORTATION/NON-AUTHORIZED/TR		53.19	
			27	SR COLLEGE TRIP	0	410.50	
01 E 300 211 000 733 360				SECONDARY EDUCATION GENERAL/TRANSPORTATION/NON-AUTHORIZ		410.50	
			28	CC	0	589.09	
01 E 300 292 226 733 360				BOYS/GIRLS ATHLETICS/TRANSPORTATION/NON-AUTHORIZED/TRAN		589.09	
			29	FB	0	565.51	
01 E 300 294 211 733 360				BOYS ATHLETICS/TRANSPORTATION/NON-AUTHORIZED/TRANSPORTA		565.51	
			3	CLKFD SHUTTLE	0	1,319.36	
01 E 005 760 000 720 360				PUPIL TRANSPORTATION/REGULAR TO AND FROM SCHOOL/TRANSP		1,319.36	
			30	VB	0	825.25	
01 E 300 296 209 733 360				GIRLS ATHLETICS/TRANSPORTATION/NON-AUTHORIZED/TRANSPORT		825.25	
			31	TENNIS	0	1,480.73	
01 E 300 296 224 733 360				GIRLS ATHLETICS/TRANSPORTATION/NON-AUTHORIZED/TRANSPORT		1,480.73	
			32	FFA	0	236.53	
01 E 300 298 501 733 360				EXTRACURRICULAR ACTIVITIES/TRANSPORTATION/NON-AUTHORIZE		236.53	
			33	PERS FIN.	0	152.17	
01 E 300 331 000 733 360				FAMILY LIFE SCIENCE (VOC)/TRANSPORTATION/NON-AUTHORIZED		152.17	
			35	6TH GRADE	0	458.41	
01 E 350 203 000 733 360				ELEMENTARY GENERAL ED./TRANSPORTATION/NON-AUTHORIZED/TR		458.41	
			38	FB	0	822.15	
01 E 350 294 211 733 360				BOYS ATHLETICS/TRANSPORTATION/NON-AUTHORIZED/TRANSPORTA		822.15	
			4	OUT OF DISTRICT	0	3,255.65	
01 E 005 760 000 713 360				PUPIL TRANSPORTATION/OPEN ENROLLMENT/TRANSPORTATION CON		3,255.65	

Check Nbr	Vendor Name	Check Date	Invoice Number	Invoice Desc	PO Number	Invoice Amount	Check Amount
01 E 350 296 209 733 360			40	JH VB GIRLS ATHLETICS/TRANSPORTATION/NON-AUTHORIZED/TRANSPORT	0	319.65 319.65	
01 E 005 760 000 717 360			5	ATHLETIC SHUTTLE PUPIL TRANSPORTATION/LATE ACTIVITY BUS/TRANSPORTATION C	0	322.92 322.92	
01 E 005 760 000 723 360			7	MIDDAY PUPIL TRANSPORTATION/HANDICAPPED/TRANSPORTATION CONTRAC	0	255.17 255.17	
01 E 005 760 000 723 360			8	SPECIAL NEEDS PUPIL TRANSPORTATION/HANDICAPPED/TRANSPORTATION CONTRAC	0	4,772.53 4,772.53	
01 E 005 760 000 723 360			9	BELVIEW RUN PUPIL TRANSPORTATION/HANDICAPPED/TRANSPORTATION CONTRAC	0	2,660.00 2,660.00	
19825 BENSON LAUNDRY		11/13/2017	1		0	54.10	54.10
02 E 005 770 000 701 382				FOOD SERVICES/SCHOOL LUNCH/LAUNDRY AND DRY CLEANING/DIS		54.10	
19826 BENSON PUBLIC SCHOOLS ISD #777		11/13/2017	4810		0	38.25	38.25
01 E 005 640 000 316 366				FOOD SERVICE FOR PARA CONFERENCE		38.25	
01 E 005 640 000 316 366				STAFF DEVELOPMENT/STAFF DEVELOPMENT/TRAVEL-SCHOOL BUSIN		38.25	
19827 BILL'S ELECTRIC		11/13/2017	10-24-17		0	120.00	240.00
01 E 005 810 000 000 350				GYM BASKETBALL MOTOR		120.00	
01 E 005 810 000 000 350			10-5-17	REWIRE DOOR	0	120.00	120.00
01 E 005 810 000 000 350				OPERATIONS AND MAINTENANCE/DISTRICT WIDE/REPAIRS AND MA		120.00	
19828 BJERKESET ROBERTA		11/13/2017	1		0	2,486.25	2,486.25
01 E 005 790 000 320 366				PER DIEM-CONF. 15 PARTICIPANTS		2,486.25	
01 E 005 790 000 320 366				OTHER PUPIL SUPPORT SERVICES/SUCCESS GRANT (INDIAN ED.)		2,486.25	
19829 BOUNCE AROUND INFLATABLES LLC		11/13/2017	11015		0	500.00	500.00
01 L 230 33				DEPOSIT GENERAL FUND/DEFERRED REVENUE/BERT RANEY ACTIVITY ACCOU		500.00	
19830 BUREAU OF EDUCATION & RESEARCH		11/13/2017	4755189		0	850.00	850.00
01 E 100 640 000 316 305				MATH CONFERENCE STAFF DEVELOPMENT/STAFF DEVELOPMENT/PROFESSIONAL FEES/D		850.00	
19831 CARL'S BAKERY		11/13/2017	19342		0	224.60	224.60
04 E 500 505 000 321 450				DOWN XMAS LANE COMMUNITY EDUCATION GENERAL/COMMUNITY EDUCATION/MATERIA		224.60	
19832 LEANNE M CARMANY		11/13/2017	1		0	186.42	386.42
01 E 005 790 000 313 430				CAREER COLLEGE DAY STEAM		186.42	
01 E 005 790 000 313 430				OTHER PUPIL SUPPORT SERVICES/ACHIEVEMENT & INTEGRATION		186.42	
01 E 300 640 000 316 367			2	REGISTRATION	0	200.00	200.00
01 E 300 640 000 316 367				STAFF DEVELOPMENT/STAFF DEVELOPMENT/TRAVEL-PROFESS DEVE		200.00	
19833 CDW GOVERNMENT, INC.		11/13/2017	1		0	215.61	215.61
01 E 005 630 199 000 405				TECHNOLOGY INSTRUCTIONAL/DISTRICT WIDE/SOFTWARE ETC/TEC		215.61	
19834 CENEX CREDIT CARD		11/13/2017	1		0	148.70	300.39
01 E 005 810 000 000 442				OPERATIONS AND MAINTENANCE/DISTRICT WIDE/GAS & OIL/DIST		148.70	
01 E 005 810 000 000 442			2		0	151.69	151.69
01 E 005 810 000 000 442				OPERATIONS AND MAINTENANCE/DISTRICT WIDE/GAS & OIL/DIST		151.69	
19835 CENTURY LINK		11/13/2017	1		0	788.42	788.42
01 E 005 810 000 000 320				OPERATIONS AND MAINTENANCE/DISTRICT WIDE/COMMUNICATIONA		788.42	
19836 Vendor Continued Void		11/13/2017					0.00
19837 CITY OF GRANITE FALLS		11/13/2017	1		0	2,740.93	21,422.73
01 E 005 810 183 000 330				WATER-SEWER OPERATIONS AND MAINTENANCE/DISTRICT WIDE/UTILITY SERVIC		2,740.93	
01 E 005 810 184 000 330			2	BR ELECTRICITY	0	4,702.77	4,702.77
01 E 005 810 184 000 330				OPERATIONS AND MAINTENANCE/DISTRICT WIDE/UTILITY SERVIC		4,702.77	
01 E 005 810 183 000 330			3	HS WATER-SEWER	0	3,024.24	3,024.24
01 E 005 810 183 000 330				OPERATIONS AND MAINTENANCE/DISTRICT WIDE/UTILITY SERVIC		3,024.24	

Check Nbr	Vendor Name	Check Date	Invoice Number	Invoice Desc	PO Number	Invoice Amount	Check Amount
01 E 005 810 184 000 330			4	HS ELECTRICITY OPERATIONS AND MAINTENANCE/DISTRICT WIDE/UTILITY SERVIC	0	10,677.21 10,677.21	
01 E 005 810 184 000 330			5	TRACK OPERATIONS AND MAINTENANCE/DISTRICT WIDE/UTILITY SERVIC	0	16.91 16.91	
01 E 300 361 000 000 330			6	CARPENTRY VOCATIONAL WEIDAUER/DISTRICT WIDE/UTILITY SERVICES/DIST	0	12.44 12.44	
01 E 005 810 191 000 330			8	om OPERATIONS AND MAINTENANCE/DISTRICT WIDE/UTILITY SERVIC	0	248.23 248.23	
19838 CLARKFIELD AREA CHARTER SCHOOL		11/13/2017	1	DOWN CHRISTMAS LANE RENT	0	40.00	40.00
04 E 500 505 000 321 450				COMMUNITY EDUCATION GENERAL/COMMUNITY EDUCATION/MATERIA		40.00	
19839 MARYELLA C CLOUSE		11/13/2017	1	JUICY JUICE	0	12.95	12.95
01 L 230 33				GENERAL FUND/DEFERRED REVENUE/BERT RANEY ACTIVITY ACCOU		12.95	
19840 COMPVIEW		11/13/2017	0250612-IN	SMART RENEWAL	0	597.60	597.60
01 E 005 630 199 000 405				TECHNOLOGY INSTRUCTIONAL/DISTRICT WIDE/SOFTWARE ETC/TEC		597.60	
19841 CONSUMERS COOPERATIVE OIL CO.		11/13/2017	1		0	15.84	15.84
01 E 005 810 191 000 442				OPERATIONS AND MAINTENANCE/DISTRICT WIDE/GAS & OIL/OUTS		15.84	
19842 DAIRY QUEEN		11/13/2017	1		0	30.00	30.00
01 E 005 790 000 313 430				OTHER PUPIL SUPPORT SERVICES/ACHIEVEMENT & INTEGRATION		30.00	
19843 DAVE'S ELECTRIC CO		11/13/2017	1	BELT	0	8.99	15.98
01 E 005 810 000 000 410				OPERATIONS AND MAINTENANCE/DISTRICT WIDE/CUST/REPAIR SU		8.99	
01 E 300 301 501 830 433			2	DISC AG EDUCATION (VOCATIONAL)/VOCATIONAL PROGRAMS/INDIVIDUA	0	6.99 6.99	
19844 DEAN FOODS NORTH CENTRAL, INC.		11/13/2017	1		0	2,904.63	2,904.63
02 E 005 770 000 701 495				FOOD SERVICES/SCHOOL LUNCH/MILK/DISTRICT WIDE		1,906.63	
02 E 005 770 000 705 495				FOOD SERVICES/BREAKFAST/MILK/DISTRICT WIDE		581.40	
02 E 005 770 104 707 401				FOOD SERVICES/ALA CARTE/OTHER/GENERAL SUPPLIES/FOOD ORD		296.40	
02 E 005 770 000 703 495				FOOD SERVICES/SPECIAL MILK/MILK/DISTRICT WIDE		120.20	
19845 DEMCO, INC.		11/13/2017	6239382		0	44.91	260.41
01 E 100 620 000 000 401				EDUCATIONAL MEDIA/LIBRARY/DISTRICT WIDE/GENERAL SUPPLIE		44.91	
01 L 230 33			6245016		0	150.63	150.63
				GENERAL FUND/DEFERRED REVENUE/BERT RANEY ACTIVITY ACCOU		150.63	
01 L 230 33			6249969		0	64.87	64.87
				GENERAL FUND/DEFERRED REVENUE/BERT RANEY ACTIVITY ACCOU		64.87	
19846 DEPT. OF EMPLOYMENT & ECONOMIC		11/13/2017	1	UNEMPLOYMENT	0	167.71	167.71
01 E 100 203 000 000 280				ELEMENTARY GENERAL ED./DISTRICT WIDE/UNEMPLOYMENT COMPE		167.71	
19847 DISCOUNT SCHOOL SUPPLY		11/13/2017	W29615500101		0	351.91	896.82
04 E 500 580 000 325 430				EARLY CHILDHOOD AND FAM ED/EARLY CHILDHOOD AND FAMILY E		351.91	
04 E 500 580 000 325 430			W29615550102		0	348.86	348.86
				EARLY CHILDHOOD AND FAM ED/EARLY CHILDHOOD AND FAMILY E		348.86	
04 E 500 582 000 344 430			W29719670101		0	179.39	179.39
				LEARNING READINESS/LEARNING READINESS/SUPPLIES/DISTRICT		179.39	
01 E 100 203 000 000 430			W29747640101		0	16.66	16.66
				ELEMENTARY GENERAL ED./DISTRICT WIDE/SUPPLIES/DISTRICT		16.66	
19848 DODGE MIDDLE SCHOOL		11/13/2017	2017-18	WRESTLING JH	0	150.00	150.00
01 E 350 294 221 000 369				BOYS ATHLETICS/DISTRICT WIDE/PARTICIPATION FEES/WRESTLI		150.00	
19849 EXTREME PANEL TECHNOLOGIES		11/13/2017	17-442-1	HOUSE	0	69.33	106.33
01 R 300 361 000 000 619				VOCATIONAL WEIDAUER/DISTRICT WIDE/HOUSE EXPENSES-CONTRA		69.33	

Check Nbr	Vendor Name	Check Date	Invoice Number	Invoice Desc	PO Number	Invoice Amount	Check Amount
01 R 300 361 000 000 619			17-442-2	HOUSE	0	37.00	
			VOCATIONAL WEIDAUER/DISTRICT WIDE/HOUSE EXPENSES-CONTRA			37.00	
19850 FABRICS PLUS		11/13/2017	324413		0	70.00	70.00
01 E 300 331 000 830 350			FAMILY LIFE SCIENCE (VOC)/VOCATIONAL PROGRAMS/REPAIRS A			70.00	
19851 FIREFLY COMPUTERS		11/13/2017	133041	CHROME BOOK	0	196.00	196.00
01 E 100 203 000 302 530			ELEMENTARY GENERAL ED./CAPITAL OUTLAY/EQUIPMENT PURCHAS			196.00	
19852 FIRST CHOICE FOOD & BEVERAGE S		11/13/2017	1	SEPT. BALANCE	0	187.25	609.83
01 L 230 21			GENERAL FUND/DEFERRED REVENUE/CONCESSIONS			187.25	
01 L 230 21			13684	OCTOBER	0	291.10	
			GENERAL FUND/DEFERRED REVENUE/CONCESSIONS			291.10	
01 L 230 21			14882	OCT.	0	52.20	
			GENERAL FUND/DEFERRED REVENUE/CONCESSIONS			52.20	
01 L 230 21			8515		0	79.28	
			GENERAL FUND/DEFERRED REVENUE/CONCESSIONS			79.28	
19853 CHERI FJERMESTAD		11/13/2017	1	TENNIS AWARDS	0	69.04	69.04
01 E 350 296 224 000 401			GIRLS ATHLETICS/DISTRICT WIDE/GENERAL SUPPLIES/TENNIS			69.04	
19854 FORD JAMES		11/13/2017	1	C/C AWARDS	0	116.31	400.30
01 E 300 292 226 000 401			BOYS/GIRLS ATHLETICS/DISTRICT WIDE/GENERAL SUPPLIES/CRO			116.31	
01 E 300 292 226 000 339			2	STATE CC RECEIPTS	0	283.99	
			BOYS/GIRLS ATHLETICS/DISTRICT WIDE/STATE EXPENSES/CROSS			283.99	
19855 GREG FRANK		11/13/2017	1	OCTOBER TKD	0	272.00	272.00
04 E 500 505 000 321 305			COMMUNITY EDUCATION GENERAL/COMMUNITY EDUCATION/PROFESS			272.00	
19856 GOPHER SPORT		11/13/2017	9380940	PADLOCKS	0	446.36	446.36
01 E 300 240 000 000 433			HEALTH/PHY ED/RECREATION/DISTRICT WIDE/INDIVIDUAL INST			446.36	
19857 GRANITE FALLS OFFICIALS ASSOC.		11/13/2017	1	VB	0	700.00	700.00
01 E 300 296 209 000 305			GIRLS ATHLETICS/DISTRICT WIDE/PROFESSIONAL FEES/VOLLEYB			400.00	
01 E 350 296 209 000 305			GIRLS ATHLETICS/DISTRICT WIDE/PROFESSIONAL FEES/VOLLEYB			300.00	
19858 GRANITE FALLS AUTO PARTS		11/13/2017	1	1	0	9.17	9.17
01 E 300 301 501 830 433			AG EDUCATION (VOCATIONAL)/VOCATIONAL PROGRAMS/INDIVIDUA			9.17	
19859 GREAT PLAINS NATURAL GAS CO		11/13/2017	1	BRE	0	899.27	2,273.43
01 E 005 810 000 000 440			OPERATIONS AND MAINTENANCE/DISTRICT WIDE/FUEL FOR BUILD			899.27	
01 E 005 810 000 000 440			2	HIGH SCHOOL	0	1,347.61	
			OPERATIONS AND MAINTENANCE/DISTRICT WIDE/FUEL FOR BUILD			1,347.61	
01 E 005 810 191 000 440			3	MAINTENANCE	0	26.55	
			OPERATIONS AND MAINTENANCE/DISTRICT WIDE/FUEL FOR BUILD			26.55	
19860 GRINDER ESPRESSO CAFE/GIFTS		11/13/2017	1	CAREER & COLLEGE	0	60.00	60.00
01 E 005 790 000 313 430			DAY GIFT CARDS			60.00	
			OTHER PUPIL SUPPORT SERVICES/ACHIEVEMENT & INTEGRATION			60.00	
19861 BRANDON GRUCHOW		11/13/2017	1	CERTIFY WRESTLING	0	130.00	130.00
01 E 300 294 221 000 401			SCALES			130.00	
			BOYS ATHLETICS/DISTRICT WIDE/GENERAL SUPPLIES/WRESTLING			130.00	
19862 HANSEN, LISA		11/13/2017	1		0	26.97	204.68
01 E 100 640 000 316 367			STAFF DEVELOPMENT/STAFF DEVELOPMENT/TRAVEL-PROFESS DEVE			26.97	
01 E 100 050 000 000 899			111		0	60.48	
			PRINCIPAL'S OFFICE/DISTRICT WIDE/MISCELLANEOUS EXPENSE/			60.48	
01 L 230 33			2		0	117.23	
			GENERAL FUND/DEFERRED REVENUE/BERT RANEY ACTIVITY ACCOU			117.23	
19863 HANSEN ADVERTISING		11/13/2017	37890	PENCIL POUCHES	0	257.84	257.84

Check Nbr	Vendor Name	Check Date	Invoice Number	Invoice Desc	PO Number	Invoice Amount	Check Amount
01 L	230 33			GENERAL FUND/DEFERRED REVENUE/BERT RANEY ACTIVITY ACCOU		257.84	
19864	HEARTLAND AUDIO INC.	11/13/2017	1935	PANEL/PHONE REPAIR	0	1,848.87	1,848.87
01 E 005 810 000 000 350				OPERATIONS AND MAINTENANCE/DISTRICT WIDE/REPAIRS AND MA		1,848.87	
19865	HEARTLAND WOOD PRODUCTS	11/13/2017	276077	HOUSE	0	2,969.81	2,969.81
01 R 300 361 000 000 619				VOCATIONAL WEIDAUER/DISTRICT WIDE/HOUSE EXPENSES-CONTRA		2,969.81	
19866	HILDI INC	11/13/2017	8912	FY17 ACTUARY DISCLOSURES	0	850.00	850.00
01 E 005 010 000 000 305				BOARD OF EDUCATION/DISTRICT WIDE/PROFESSIONAL FEES/DIST		850.00	
19867	HILLYARD/HUTCHINSON	11/13/2017	602721285		0	69.45	2,102.48
01 E 005 810 000 000 410				OPERATIONS AND MAINTENANCE/DISTRICT WIDE/CUST/REPAIR SU		69.45	
01 E 005 810 000 000 410			602747533	OPERATIONS AND MAINTENANCE/DISTRICT WIDE/CUST/REPAIR SU	0	1,594.84	1,594.84
01 E 005 810 000 000 410			602755543	OPERATIONS AND MAINTENANCE/DISTRICT WIDE/CUST/REPAIR SU	0	438.19	438.19
19868	HM RECEIVABLES CO., LLC	11/13/2017	95339744	SHIPPING	0	39.87	39.87
01 E 300 256 000 302 460				MATHEMATICS/CAPITAL OUTLAY/BOOKS/WORKBOOKS/DISTRICT WID		39.87	
19869	IMS PLUMBING	11/13/2017	2017-500	FAUCET/LAUNDRY	0	1,121.06	1,121.06
01 E 005 865 000 381 305				LONG TERM FACILITY MAINT./PLUMBING LTFM/PROFESSIONAL FE		1,121.06	
19870	Vendor Continued Void	11/13/2017					0.00
19871	INNOVATIVE OFFICE SOLUTIONS LL	11/13/2017	1777326		0	47.25	481.56
01 E 300 211 000 000 401				SECONDARY EDUCATION GENERAL/DISTRICT WIDE/GENERAL SUPPL		47.25	
01 E 100 203 000 000 430			1778105	ELEMENTARY GENERAL ED./DISTRICT WIDE/SUPPLIES/DISTRICT	0	69.53	69.53
01 E 005 020 000 000 401			1783118	SUPERINTENDENT'S OFFICE/DISTRICT WIDE/GENERAL SUPPLIES/	0	24.54	24.54
01 E 100 640 000 316 401			1791864	STAFF DEVELOPMENT/STAFF DEVELOPMENT/GENERAL SUPPLIES/DI	0	50.70	50.70
01 E 300 211 000 000 433			1796238	SECONDARY EDUCATION GENERAL/DISTRICT WIDE/INDIVIDUAL IN	0	8.50	8.50
01 E 005 020 000 000 401			1804760	SUPERINTENDENT'S OFFICE/DISTRICT WIDE/GENERAL SUPPLIES/	0	5.78	5.78
01 E 300 211 000 000 433			1804995	SECONDARY EDUCATION GENERAL/DISTRICT WIDE/INDIVIDUAL IN	0	73.88	73.88
02 E 005 770 000 701 401			1807314	FOOD SERVICES/SCHOOL LUNCH/GENERAL SUPPLIES/DISTRICT WI	0	162.38	162.38
01 E 100 203 000 000 430			1809931	ELEMENTARY GENERAL ED./DISTRICT WIDE/SUPPLIES/DISTRICT	0	39.00	39.00
19872	INTERSTATE ALL BATTERY CENTER	11/13/2017	1		0	117.60	117.60
01 E 005 630 199 000 401				TECHNOLOGY INSTRUCTIONAL/DISTRICT WIDE/GENERAL SUPPLIES		117.60	
19873	ISCORP	11/13/2017	688551	SKYWARD FINANCE	0	195.50	195.50
01 E 005 110 000 000 350				ACCOUNTING OFFICE/DISTRICT WIDE/REPAIRS AND MAINTENANCE		195.50	
19874	TAMARA ISFELD	11/13/2017	1	PERPICH ART GRANT	0	144.75	144.75
01 E 300 790 153 000 366				OTHER PUPIL SUPPORT SERVICES/DISTRICT WIDE/TRAVEL-SCHOO		144.75	
19875	JEFFREY IVERSON	11/13/2017	1	CHAMBER CHOIR MUSICAL	0	24.80	1,578.37
01 E 300 258 231 000 430				MUSIC/DISTRICT WIDE/SUPPLIES/VOCAL MUSIC		24.80	
			2	MUSICAL	0	1,553.57	

Check Nbr	Vendor Name	Check Date	Invoice Number	Invoice Desc	PO Number	Invoice Amount	Check Amount
01 E 300 298 236 000 401				EXTRACURRICULAR ACTIVITIES/DISTRICT WIDE/GENERAL SUPPLI		1,553.57	
19876 JANS, ANGIE		11/13/2017	1		0	38.19	38.19
01 L 230 33				GENERAL FUND/DEFERRED REVENUE/BERT RANEY ACTIVITY ACCOU		38.19	
19877 JANS, SCOTT		11/13/2017	1	STATE CC	0	23.14	23.14
01 E 300 292 226 000 339				BOYS/GIRLS ATHLETICS/DISTRICT WIDE/STATE EXPENSES/CROSS		23.14	
19878 Vendor Continued Void		11/13/2017					0.00
19879 JIM'S CLOTHING & SPORTING GOOD		11/13/2017	110391	WRESTLING	0	61.80	2,101.50
01 E 300 294 221 000 401				BOYS ATHLETICS/DISTRICT WIDE/GENERAL SUPPLIES/WRESTLING		61.80	
			110391*-	JH GBB	0	200.00	
01 E 350 296 213 000 401				GIRLS ATHLETICS/DISTRICT WIDE/GENERAL SUPPLIES/BASKETBA		200.00	
			110391-	GBB	0	396.75	
01 E 300 296 213 000 401				GIRLS ATHLETICS/DISTRICT WIDE/GENERAL SUPPLIES/BASKETBA		396.75	
			110391---	BBB	0	580.75	
01 E 300 294 213 000 401				BOYS ATHLETICS/DISTRICT WIDE/GENERAL SUPPLIES/BASKETBAL		580.75	
			110391.	JH BBB	0	200.00	
01 E 350 294 213 000 401				BOYS ATHLETICS/DISTRICT WIDE/GENERAL SUPPLIES/BASKETBAL		200.00	
			110411	CUSTODIAL	0	300.00	
01 E 005 810 126 000 401				OPERATIONS AND MAINTENANCE/DISTRICT WIDE/GENERAL SUPPLI		300.00	
			110459	T-SHIRTS	0	362.20	
01 E 300 211 000 000 430				SECONDARY EDUCATION GENERAL/DISTRICT WIDE/SUPPLIES/DIST		362.20	
19880 ALYSSA J JOHNSON		11/13/2017	1	MCEA CONF.	0	153.63	153.63
04 E 500 505 000 321 367				COMMUNITY EDUCATION GENERAL/COMMUNITY EDUCATION/TRAVEL-		153.63	
19881 KILOWATT COMMUNITY CENTER		11/13/2017	1	AFTER SCHOOL POOL	0	44.00	274.00
01 E 350 790 379 000 430				OTHER PUPIL SUPPORT SERVICES/DISTRICT WIDE/SUPPLIES/TAR		44.00	
			2	mrved	0	115.00	
01 E 005 640 000 316 370				STAFF DEVELOPMENT/STAFF DEVELOPMENT/RENTALS AND LEASES/		115.00	
			33	S FRY 10/13	0	115.00	
04 E 500 590 000 321 370				OTHER COMMUNITY SERVICES/COMMUNITY EDUCATION/RENTALS AN		115.00	
19882 KOETTER, STEVE		11/13/2017	1		0	22.25	22.25
01 E 100 203 000 000 430				ELEMENTARY GENERAL ED./DISTRICT WIDE/SUPPLIES/DISTRICT		22.25	
19883 LAC QUI PARLE VALLEY ISD 2853		11/13/2017	1	CROSS COUNTRY	0	50.00	50.00
01 E 300 292 226 000 369				8-31 BOYS/GIRLS ATHLETICS/DISTRICT WIDE/PARTICIPATION FEES/C		50.00	
19884 LIFELINE ACD INC.		11/13/2017	LL9505	PADS BATTERIES	0	355.50	355.50
01 E 005 865 000 352 401				LONG TERM FACILITY MAINT./ENVIRONMENTAL HLTH & SAFETY/G		355.50	
19885 LILA K. LINDBERG		11/13/2017	1		0	80.83	80.83
09 L 230 27				TRUST FUND/DEFERRED REVENUE/SR. CITIZENS GEN ACTIVITY		80.83	
19886 LIONS CLUB OF GRANITE FALLS		11/13/2017	1	DUES	0	60.00	60.00
04 E 500 505 000 321 820				COMMUNITY EDUCATION GENERAL/COMMUNITY EDUCATION/DUES &		60.00	
19887 JOAN LONGHENRY		11/13/2017	1	DOWN XMAS LANE	0	150.00	150.00
04 E 500 505 000 321 305				COMMUNITY EDUCATION GENERAL/COMMUNITY EDUCATION/PROFESS		150.00	
19888 RYAN C LUFT		11/13/2017	1		0	202.49	299.06
01 E 300 640 000 316 367				STAFF DEVELOPMENT/STAFF DEVELOPMENT/TRAVEL-PROFESS DEVE		202.49	
			2		0	96.57	
01 E 300 050 000 000 366				PRINCIPAL'S OFFICE/DISTRICT WIDE/TRAVEL-SCHOOL BUSINESS		96.57	
19889 MACKIN LIBRARY MEDIA		11/13/2017	513418		0	95.13	95.13
01 E 100 790 162 000 530				OTHER PUPIL SUPPORT SERVICES/DISTRICT WIDE/EQUIPMENT PU		95.13	

Check Nbr	Vendor Name	Check Date	Invoice Number	Invoice Desc	PO Number	Invoice Amount	Check Amount
19890	MATH MASTERS OF MINNESOTA	11/13/2017	1		0	85.00	170.00
01 E 100 218 000 388 369				GIFTED & TALENTED/TAG (06)/PARTICIPATION FEES/DISTRICT		85.00	
			2		0	85.00	
01 E 350 218 000 388 369				GIFTED & TALENTED/TAG (06)/PARTICIPATION FEES/DISTRICT		85.00	
19891	MCEA	11/13/2017	2017	CONF.	0	310.00	310.00
04 E 500 505 000 321 367				COMMUNITY EDUCATION GENERAL/COMMUNITY EDUCATION/TRAVEL-		310.00	
19892	MN BD. OF SCHOOL ADMINISTRATOR	11/13/2017	1	annual fee-- Hansen	0	75.00	75.00
01 E 100 050 000 000 820				PRINCIPAL'S OFFICE/DISTRICT WIDE/DUES & MEMBERSHIPS/DIS		75.00	
19893	MN DEPARTMENT OF LABOR & IND.	11/13/2017	ABR01753501	ANNUAL - BOILERS	0	90.00	120.00
01 E 005 810 000 000 350				OPERATIONS AND MAINTENANCE/DISTRICT WIDE/REPAIRS AND MA		90.00	
			ABR01769361	ANNUAL BOILERS	0	30.00	
01 E 005 810 000 000 350				OPERATIONS AND MAINTENANCE/DISTRICT WIDE/REPAIRS AND MA		30.00	
19894	MINNESOTA ELEVATOR TOTAL ELEVA	11/13/2017	717856	REPAIRS	0	831.00	1,183.28
01 E 005 810 000 000 350				OPERATIONS AND MAINTENANCE/DISTRICT WIDE/REPAIRS AND MA		831.00	
			727456	INSPECTION	0	352.28	
01 E 005 865 000 347 305				LONG TERM FACILITY MAINT./PHYSICAL HAZARD CONTROL/PROFE		352.28	
19895	MN HISTORICAL SOCIETY	11/13/2017	14207	JEFFERS PETROGLYPHS	0	235.00	235.00
01 E 005 790 000 313 430				OTHER PUPIL SUPPORT SERVICES/ACHIEVEMENT & INTEGRATION		235.00	
19896	MN RIVER VALLEY EDUCATION DIST	11/13/2017	1	FLEXIBLE LEARNING YEAR	0	3,630.00	3,630.00
01 E 005 640 000 316 305				STAFF DEVELOPMENT/STAFF DEVELOPMENT/PROFESSIONAL FEES/D		3,630.00	
19897	MINNESOTA WEST-CANBY	11/13/2017	220418	PSEO FALL	0	12,780.18	14,980.18
01 E 300 200 000 000 394				PSEO/ONLINE/DISTRICT WIDE/PAYMENTS TO OTHER AGENCIES/DI		12,780.18	
			220515	PSEO CHEM	0	2,200.00	
01 E 300 200 000 000 394				PSEO/ONLINE/DISTRICT WIDE/PAYMENTS TO OTHER AGENCIES/DI		2,200.00	
19898	MUSIC STREET	11/13/2017	66426	FLUTE ROD/CLARINET	0	9.03	101.78
01 E 300 258 233 000 450				MUSIC/DISTRICT WIDE/MATERIALS PURCH FOR RESALE/INSTRUME		9.03	
			66609	TROMB. MOUTHPIECE	0	87.75	
01 E 300 258 233 000 450				MUSIC/DISTRICT WIDE/MATERIALS PURCH FOR RESALE/INSTRUME		87.75	
			66828	CLARINET LIG.	0	5.00	
01 E 300 258 233 000 450				MUSIC/DISTRICT WIDE/MATERIALS PURCH FOR RESALE/INSTRUME		5.00	
19899	MUSSER ENVIRONMENTAL INC.	11/13/2017	2 OF 3	2 OF 3	0	2,766.42	2,766.42
01 E 005 865 000 352 305				LONG TERM FACILITY MAINT./ENVIRONMENTAL HLTH & SAFETY/P		2,766.42	
19900	MVCC	11/13/2017	17-18.	SPEC ED CONTRACT	0	154,983.35	154,983.35
01 E 200 420 978 740 396				SPECIAL EDUCATIONAL GENERAL/STATE FUNDED SPECIAL ED/DUE		154,983.35	
19901	NLSC PRODUCTS INC	11/13/2017	104450	BULBS AUDITORIUM	0	260.00	260.00
01 E 005 810 000 000 410				OPERATIONS AND MAINTENANCE/DISTRICT WIDE/CUST/REPAIR SU		260.00	
19902	NORTHERN STATES SUPPLY	11/13/2017	1183321	FREIGHT	0	8.11	8.11
01 E 300 255 000 000 430				INDUSTRIAL EDUCATION/DISTRICT WIDE/SUPPLIES/DISTRICT WI		8.11	
19903	OLSON SANITATION INC.	11/13/2017	2097-		0	877.50	877.50
01 E 005 810 000 000 330				OPERATIONS AND MAINTENANCE/DISTRICT WIDE/UTILITY SERVIC		877.50	
19904	PAAPE COMPANIES INC.	11/13/2017	5412	SENSOR	0	990.00	990.00
01 E 005 810 000 000 410				OPERATIONS AND MAINTENANCE/DISTRICT WIDE/CUST/REPAIR SU		990.00	
19905	PAN-O-GOLD BAKING CO.	11/13/2017	1		0	304.53	337.91
02 E 005 770 000 701 490				FOOD SERVICES/SCHOOL LUNCH/FOOD/DISTRICT WIDE		304.53	

Check Nbr	Vendor Name	Check Date	Invoice Number	Invoice Desc	PO Number	Invoice Amount	Check Amount
			2	MRVED- NON PROGRAM	0	33.38	
02 E 005 770 104 707 490				FOOD SERVICES/ALA CARTE/OTHER/FOOD/FOOD ORDERED ONLY-NO		33.38	
19906 PAR PIPING & FABRICATION INC		11/13/2017	9274	CAFETERIA	0	265.31	265.31
02 E 005 770 000 701 350				FOOD SERVICES/SCHOOL LUNCH/REPAIRS AND MAINTENANCE SVCS		265.31	
19907 PINE TECH COLLEGE		11/13/2017	41347	fall 17 - sign language	0	462.15	462.15
01 E 300 200 000 000 394				PSEO/ONLINE/DISTRICT WIDE/PAYMENTS TO OTHER AGENCIES/DI		462.15	
19908 PITSCO ED		11/13/2017	689671-1		0	27.40	27.40
01 E 300 255 000 000 430				INDUSTRIAL EDUCATION/DISTRICT WIDE/SUPPLIES/DISTRICT WI		27.40	
19909 PRAIRIE'S EDGE CASINO RESORT		11/13/2017	1	youth frontiers	0	120.00	120.00
01 E 005 790 000 313 430				OTHER PUPIL SUPPORT SERVICES/ACHIEVEMENT & INTEGRATION		120.00	
19910 PSAT/NMSQT PROGRAM		11/13/2017	1	school code	0	240.00	240.00
01 E 300 298 216 000 899				240-995 EXTRACURRICULAR ACTIVITIES/DISTRICT WIDE/MISCELLANEOUS		240.00	
19911 PTC		11/13/2017	1	DOWN XMAS LANE	0	31.00	31.00
04 E 500 505 000 321 450				COMMUNITY EDUCATION GENERAL/COMMUNITY EDUCATION/MATERIA		31.00	
19912 PURCHASE POWER		11/13/2017	1	POSTAGE	0	1,000.00	3,025.00
01 E 005 020 000 000 329				SUPERINTENDENT'S OFFICE/DISTRICT WIDE/POSTAGE AND EXPRE		1,000.00	
			10		0	25.00	
01 E 005 020 000 000 329				SUPERINTENDENT'S OFFICE/DISTRICT WIDE/POSTAGE AND EXPRE		25.00	
			2	POSTAGE	0	900.00	
01 E 100 203 000 000 329				ELEMENTARY GENERAL ED./DISTRICT WIDE/POSTAGE AND EXPRES		900.00	
			3	POSTAGE	0	1,100.00	
01 E 300 211 000 000 329				SECONDARY EDUCATION GENERAL/DISTRICT WIDE/POSTAGE AND E		1,100.00	
19913 REINHART INST FOODS		11/13/2017	1		0	11,616.92	19,977.35
02 E 005 770 000 701 490				FOOD SERVICES/SCHOOL LUNCH/FOOD/DISTRICT WIDE		11,616.92	
			2		0	1,398.92	
02 E 005 770 000 701 401				FOOD SERVICES/SCHOOL LUNCH/GENERAL SUPPLIES/DISTRICT WI		1,398.92	
			3	MRVED NON PROGRAM	0	1,329.06	
02 E 005 770 000 707 490				FOOD SERVICES/ALA CARTE/OTHER/FOOD/DISTRICT WIDE		1,329.06	
			44		0	4,035.14	
02 E 005 770 000 705 490				FOOD SERVICES/BREAKFAST/FOOD/DISTRICT WIDE		4,035.14	
			5	FOOD ORDERED ONLY	0	1,124.66	
02 E 005 770 104 707 490				FOOD SERVICES/ALA CARTE/OTHER/FOOD/FOOD ORDERED ONLY-NO		1,124.66	
			6		0	472.65	
02 E 005 770 000 702 490				FOOD SERVICES/AFTER SCHOOL SNACKS/FOOD/DISTRICT WIDE		472.65	
19914 AL RESZEL		11/13/2017	1	targeted services	0	92.50	92.50
01 E 350 211 379 000 430				SECONDARY EDUCATION GENERAL/DISTRICT WIDE/SUPPLIES/TARG		92.50	
19915 RILEY BUS SERVICE, INC.		11/13/2017	11125	mn state fair	0	965.00	2,716.50
04 E 500 505 000 321 450				COMMUNITY EDUCATION GENERAL/COMMUNITY EDUCATION/MATERIA		965.00	
			11126	day trippers	0	890.00	
04 E 500 505 000 321 450				COMMUNITY EDUCATION GENERAL/COMMUNITY EDUCATION/MATERIA		890.00	
			11217	plymouth playhouse	0	861.50	
04 E 500 505 000 321 450				COMMUNITY EDUCATION GENERAL/COMMUNITY EDUCATION/MATERIA		861.50	
19916 RITWAY BUSINESS FORMS		11/13/2017	1	citizens board checks	0	309.52	444.35
				20401-22900			

Check Nbr	Vendor Name	Check Date	Invoice Number	Invoice Desc	PO Number	Invoice Amount	Check Amount
01 E 005 110 000 000 401				ACCOUNTING OFFICE/DISTRICT WIDE/GENERAL SUPPLIES/DISTRI		309.52	
			17-33428	ADMIN- CITIZENS	0	134.83	
01 E 005 110 000 000 401				ACCOUNTING OFFICE/DISTRICT WIDE/GENERAL SUPPLIES/DISTRI		134.83	
19917 RTS		11/13/2017	1		0	169.14	169.14
01 E 005 810 000 000 320				OPERATIONS AND MAINTENANCE/DISTRICT WIDE/COMMUNICATIONA		169.14	
19918 RUNNINGS FARM & FLEET		11/13/2017	3480082		0	45.80	400.51
01 E 300 301 501 830 433				AG EDUCATION (VOCATIONAL)/VOCATIONAL PROGRAMS/INDIVIDUA		45.80	
			3480086		0	354.71	
01 E 300 301 501 830 433				AG EDUCATION (VOCATIONAL)/VOCATIONAL PROGRAMS/INDIVIDUA		354.71	
19919 SAWMILL		11/13/2017	1	6-7 IT	0	30.90	19,018.22
01 E 350 255 000 000 430				INDUSTRIAL EDUCATION/DISTRICT WIDE/SUPPLIES/DISTRICT WI		30.90	
			132196	musical	0	82.88	
01 E 300 298 236 000 401				EXTRACURRICULAR ACTIVITIES/DISTRICT WIDE/GENERAL SUPPLI		82.88	
			132361	wrestling room	0	324.00	
01 E 005 865 000 379 401				LONG TERM FACILITY MAINT./INTERIOR SURFACES LTFM/GENERA		324.00	
			222	HOUSE - CARPENTRY	0	18,202.79	
01 R 300 361 000 000 619				VOCATIONAL WEIDAUER/DISTRICT WIDE/HOUSE EXPENSES-CONTRA		18,202.79	
			3	AG	0	287.68	
01 E 300 301 501 830 433				AG EDUCATION (VOCATIONAL)/VOCATIONAL PROGRAMS/INDIVIDUA		287.68	
			4	MAINT.	0	89.97	
01 E 005 865 000 379 401				LONG TERM FACILITY MAINT./INTERIOR SURFACES LTFM/GENERA		89.97	
19920 SCHOLASTIC BOOK CLUBS INC.		11/13/2017	T41362317		0	78.00	78.00
01 L 230 33				GENERAL FUND/DEFERRED REVENUE/BERT RANEY ACTIVITY ACCOU		78.00	
19921 SCHOOL NURSE SUPPLY, INC.		11/13/2017	653942		0	592.18	592.18
01 E 200 720 000 000 401				HEALTH SERVICES/NURSE/DISTRICT WIDE/GENERAL SUPPLIES/DI		592.18	
19922 KERRI SHACKELFORD		11/13/2017	1	supplies	0	12.06	12.06
04 E 500 580 000 325 430				EARLY CHILDHOOD AND FAM ED/EARLY CHILDHOOD AND FAMILY E		12.06	
19923 SKATETIME SCHOOL PROGRAMS		11/13/2017	10070	skating	0	2,781.00	2,781.00
01 L 230 33				GENERAL FUND/DEFERRED REVENUE/BERT RANEY ACTIVITY ACCOU		2,781.00	
19924 SOUTHWEST MN STATE UNIVERSITY		11/13/2017	196517	pseo	0	12,400.00	12,400.00
01 E 300 200 000 000 394				PSEO/ONLINE/DISTRICT WIDE/PAYMENTS TO OTHER AGENCIES/DI		12,400.00	
19925 ST. CLOUD ISD #742		11/13/2017	1	FY17	0	34.00	34.00
01 E 998 211 000 000 390				SECONDARY EDUCATION GENERAL/DISTRICT WIDE/TUITION TO OT		34.00	
19926 ST. JOHN'S LUTHERAN SCH.		11/13/2017	1	FY18	0	495.00	495.00
				TRANSPORTATION			
01 E 005 760 723 720 360				PUPIL TRANSPORTATION/REGULAR TO AND FROM SCHOOL/TRANSP		495.00	
19927 SUBSCRIPTION SVCS OF AMERICA		11/13/2017	7225018	renewal	0	140.92	140.92
01 E 300 620 000 000 489				EDUCATIONAL MEDIA/LIBRARY/DISTRICT WIDE/PERIODICAL/NEWS		140.92	
19928 SUBWAY		11/13/2017	191816	youth frontiers	0	70.35	70.35
01 E 005 790 000 313 430				OTHER PUPIL SUPPORT SERVICES/ACHIEVEMENT & INTEGRATION		70.35	
19929 SUSSNER CONSTRUCTION, INC.		11/13/2017	17119-1017	SIDEWALK SEALANT	0	217.73	217.73
01 E 005 865 000 384 401				LONG TERM FACILITY MAINT./SITE PROJECTS LTFM/GENERAL SU		217.73	
19930 SW MN PRIVATE INDUSTRY COUNCIL		11/13/2017	1	career/college	0	817.50	817.50
				partnerships			
01 E 005 790 000 313 430				OTHER PUPIL SUPPORT SERVICES/ACHIEVEMENT & INTEGRATION		817.50	
19931 SW/WC SERVICE COOP - MARSHALL		11/13/2017	1	TECH SUPPORT	0	6,132.10	7,566.77
01 E 005 630 000 000 305				TECHNOLOGY INSTRUCTIONAL/DISTRICT WIDE/PROFESSIONAL FEE		6,132.10	

Check Nbr	Vendor Name	Check Date	Invoice Number	Invoice Desc	PO Number	Invoice Amount	Check Amount
01 E 005 108 000 000 305			22	tech support	0	681.35	
				TECHNOLOGY ADMINISTRATIVE/DISTRICT WIDE/PROFESSIONAL FE		681.35	
01 E 005 406 000 740 396			3	VISUALLY IMPAIRED CONTRACT	0	638.32	
				VISUALLY IMPAIRED/STATE FUNDED SPECIAL ED/DUE TO SCHOOL		638.32	
01 E 300 640 000 316 367			4	MARYOTT	0	115.00	
				STAFF DEVELOPMENT/STAFF DEVELOPMENT/TRAVEL-PROFESS DEVE		115.00	
19932 TAYLOR PUBLISHING		11/13/2017	37007459	yearbook 2017	0	1,252.84	1,252.84
01 L 230 89				GENERAL FUND/DEFERRED REVENUE/YEARBOOK-MIDDLE SCHOOL		1,252.84	
19933 TECHNICAL SOLUTIONS OF MADISON		11/13/2017	5197	KEY LOCKS	0	332.50	332.50
01 E 005 810 000 000 350				OPERATIONS AND MAINTENANCE/DISTRICT WIDE/REPAIRS AND MA		332.50	
19934 TIERNEY BROTHERS INC		11/13/2017	753871		0	81.00	1,473.27
01 E 300 211 000 000 433				SECONDARY EDUCATION GENERAL/DISTRICT WIDE/INDIVIDUAL IN		81.00	
01 E 300 211 000 000 433			754069		0	868.95	
				SECONDARY EDUCATION GENERAL/DISTRICT WIDE/INDIVIDUAL IN		868.95	
01 E 005 630 199 000 401			754435		0	523.32	
				TECHNOLOGY INSTRUCTIONAL/DISTRICT WIDE/GENERAL SUPPLIES		523.32	
19935 Vendor Continued Void		11/13/2017					0.00
19936 TRUE VALUE-GF/MONTE		11/13/2017	1	MUSICAL THRIVENT	0	-250.00	1,189.36
01 E 300 298 236 000 401				\$ EXTRACURRICULAR ACTIVITIES/DISTRICT WIDE/GENERAL SUPPLI		-250.00	
01 E 005 810 191 000 410			10		0	81.98	
				OPERATIONS AND MAINTENANCE/DISTRICT WIDE/CUST/REPAIR SU		81.98	
01 E 005 810 000 000 410			12		0	358.21	
				OPERATIONS AND MAINTENANCE/DISTRICT WIDE/CUST/REPAIR SU		358.21	
01 E 300 298 236 000 401			2	musical	0	368.10	
				EXTRACURRICULAR ACTIVITIES/DISTRICT WIDE/GENERAL SUPPLI		368.10	
01 E 300 301 501 830 433			33		0	55.93	
				AG EDUCATION (VOCATIONAL)/VOCATIONAL PROGRAMS/INDIVIDUA		55.93	
09 L 230 27			394165	sr cit. center	0	166.96	
				TRUST FUND/DEFERRED REVENUE/SR. CITIZENS GEN ACTIVITY		166.96	
04 E 500 505 000 321 401			394213	pickleball	0	17.97	
				COMMUNITY EDUCATION GENERAL/COMMUNITY EDUCATION/GENERAL		17.97	
01 E 300 298 236 000 401			44	MUSICAL	0	49.98	
				EXTRACURRICULAR ACTIVITIES/DISTRICT WIDE/GENERAL SUPPLI		49.98	
01 E 300 258 231 000 430			5	vocal music	0	14.99	
				MUSIC/DISTRICT WIDE/SUPPLIES/VOCAL MUSIC		14.99	
01 E 005 810 191 000 410			6		0	148.42	
				OPERATIONS AND MAINTENANCE/DISTRICT WIDE/CUST/REPAIR SU		148.42	
01 E 350 255 000 000 430			7	it ms	0	14.93	
				INDUSTRIAL EDUCATION/DISTRICT WIDE/SUPPLIES/DISTRICT WI		14.93	
01 E 300 255 000 000 430			8	IT HS	0	54.73	
				INDUSTRIAL EDUCATION/DISTRICT WIDE/SUPPLIES/DISTRICT WI		54.73	
01 E 300 301 501 830 433			ag		0	107.16	
				AG EDUCATION (VOCATIONAL)/VOCATIONAL PROGRAMS/INDIVIDUA		107.16	
19937 VAN MOER, MARGO		11/13/2017	1	COMBS	0	50.50	121.05
01 E 100 790 388 000 899				OTHER PUPIL SUPPORT SERVICES/DISTRICT WIDE/MISCELLANEOU		50.50	
			2	CLOCKS	0	15.03	

Check Nbr	Vendor Name	Check Date	Invoice Number	Invoice Desc	PO Number	Invoice Amount	Check Amount
01 E 100 790 388 000 899				OTHER PUPIL SUPPORT SERVICES/DISTRICT WIDE/MISCELLANEOU		15.03	
			3	CLOTHES	0	55.52	
01 E 300 790 388 000 899				OTHER PUPIL SUPPORT SERVICES/DISTRICT WIDE/MISCELLANEOU		55.52	
19938 VIKING COCA-COLA		11/13/2017	1		0	546.00	471.25
01 L 230 21				GENERAL FUND/DEFERRED REVENUE/CONCESSIONS		546.00	
			2		0	-74.75	
01 L 230 20				GENERAL FUND/DEFERRED REVENUE/ACTIVITIES/ATHLETIC (COKE		-74.75	
19939 Vendor Continued Void		11/13/2017					0.00
19940 Vendor Continued Void		11/13/2017					0.00
19941 Vendor Continued Void		11/13/2017					0.00
19942 VISA		11/13/2017	1	VP HIGH TECH KIDS	0	250.00	2,325.19
01 E 100 298 198 000 401				EXTRACURRICULAR ACTIVITIES/DISTRICT WIDE/GENERAL SUPPLI		250.00	
			13	ITUNES	0	12.25	
01 E 100 203 408 000 433				ELEMENTARY GENERAL ED./DISTRICT WIDE/INDIVIDUAL INST SU		12.25	
			14	BSN	0	99.99	
01 E 300 292 000 000 899				BOYS/GIRLS ATHLETICS/DISTRICT WIDE/MISCELLANEOUS EXPENS		99.99	
			15	AMAZON	0	22.43	
01 L 230 33				GENERAL FUND/DEFERRED REVENUE/BERT RANEY ACTIVITY ACCOU		22.43	
			16	AMAZON	0	24.90	
01 E 100 203 000 000 430				ELEMENTARY GENERAL ED./DISTRICT WIDE/SUPPLIES/DISTRICT		24.90	
			17	AMAZON	0	195.00	
01 L 230 33				GENERAL FUND/DEFERRED REVENUE/BERT RANEY ACTIVITY ACCOU		195.00	
			18	LIGHTSPEED TECH	0	70.00	
01 E 100 203 000 000 430				ELEMENTARY GENERAL ED./DISTRICT WIDE/SUPPLIES/DISTRICT		70.00	
			19	WEST MUSIC	0	119.90	
01 E 100 203 407 000 430				ELEMENTARY GENERAL ED./DISTRICT WIDE/SUPPLIES/ELEM MUSI		119.90	
			2	AMAZON	0	13.39	
01 L 230 33				GENERAL FUND/DEFERRED REVENUE/BERT RANEY ACTIVITY ACCOU		13.39	
			20	AMAZON	0	28.58	
01 E 300 296 213 000 401				GIRLS ATHLETICS/DISTRICT WIDE/GENERAL SUPPLIES/BASKETBA		28.58	
			22	AMAZON	0	99.00	
01 E 100 203 000 000 899				ELEMENTARY GENERAL ED./DISTRICT WIDE/MISCELLANEOUS EXPE		99.00	
			23	survey monkey	0	35.00	
01 E 100 216 667 401 405				TITLE I - PART A/TITLE I/SOFTWARE ETC/CURRENT SCHL IMPR		35.00	
			24	AMAZON	0	65.26	
01 E 100 203 000 000 430				ELEMENTARY GENERAL ED./DISTRICT WIDE/SUPPLIES/DISTRICT		65.26	
			25	amazon	0	75.99	
01 E 300 292 000 000 899				BOYS/GIRLS ATHLETICS/DISTRICT WIDE/MISCELLANEOUS EXPENS		75.99	
			26	amazon	0	13.99	
01 E 005 630 199 000 350				TECHNOLOGY INSTRUCTIONAL/DISTRICT WIDE/REPAIRS AND MAIN		13.99	
			27	AMAZON	0	30.00	
01 E 005 640 000 316 401				STAFF DEVELOPMENT/STAFF DEVELOPMENT/GENERAL SUPPLIES/DI		30.00	
			28	klockit	0	526.14	
01 E 300 255 000 000 450				INDUSTRIAL EDUCATION/DISTRICT WIDE/MATERIALS PURCH FOR		526.14	
			29	AMAZON	0	116.70	
01 L 230 92				GENERAL FUND/DEFERRED REVENUE/WELLNESS \$		116.70	
			3	AMAZON	0	131.81	
09 L 230 27				TRUST FUND/DEFERRED REVENUE/SR. CITIZENS GEN ACTIVITY		131.81	

Check Nbr	Vendor Name	Check Date	Invoice Number	Invoice Desc	PO Number	Invoice Amount	Check Amount
01 L	230 33		30	sp jlab GENERAL FUND/DEFERRED REVENUE/BERT RANEY ACTIVITY ACCOU	0	70.00	
01 E	100 203 000 000 430		32	amazon ELEMENTARY GENERAL ED./DISTRICT WIDE/SUPPLIES/DISTRICT	0	51.43	
01 E	350 203 000 000 430		33	AMAZON ELEMENTARY GENERAL ED./DISTRICT WIDE/SUPPLIES/DISTRICT	0	57.60	
01 E	300 211 000 000 899		4	AMAZON SECONDARY EDUCATION GENERAL/DISTRICT WIDE/MISCELLANEOUS	0	99.00	
09 L	230 27		5	AMAZON TRUST FUND/DEFERRED REVENUE/SR. CITIZENS GEN ACTIVITY	0	12.88	
01 L	230 33		6	SHUTTERFLY GENERAL FUND/DEFERRED REVENUE/BERT RANEY ACTIVITY ACCOU	0	36.98	
04 E	500 505 000 321 401		7	WALMART COMMUNITY EDUCATION GENERAL/COMMUNITY EDUCATION/GENERAL	0	66.97	
19943 XCEL ENERGY		11/13/2017	1		0	20.79	20.79
04 E	500 560 000 321 330			RECREATION-SWIM POOL/COMMUNITY EDUCATION/UTILITY SERVIC		20.79	
19944 YME SCHOOL ACTIVITY ACCOUNT		11/13/2017	1		0	1,129.11	1,129.11
01 R	005 000 000 000 099			HORT- SHIP GRANT DISTRICT WIDE/DISTRICT WIDE/MISCELLANEOUS LOCAL REVENUE		1,129.11	
19945 Vendor	Continued Void	11/13/2017					0.00
19946 Vendor	Continued Void	11/13/2017					0.00
19947 Vendor	Continued Void	11/13/2017					0.00
19948 Vendor	Continued Void	11/13/2017					0.00
19949 Vendor	Continued Void	11/13/2017					0.00
19950 Vendor	Continued Void	11/13/2017					0.00
19951 YME SCHOOLS-ADM		11/13/2017	11		0	-0.99	8,033.50
01 R	005 000 000 000 092			INT. DISTRICT WIDE/DISTRICT WIDE/INVESTMENT EARNINGS/DISTRIC		-0.99	
01 R	005 000 000 000 099		14702	MEGAN MOUDRY DISTRICT WIDE/DISTRICT WIDE/MISCELLANEOUS LOCAL REVENUE	0	-100.00	
01 R	005 000 000 000 099		14703	FERN CLOUD DISTRICT WIDE/DISTRICT WIDE/MISCELLANEOUS LOCAL REVENUE	0	-100.00	
01 E	300 294 211 000 305		7216-	BRAD ROSA BOYS ATHLETICS/DISTRICT WIDE/PROFESSIONAL FEES/FOOTBALL	0	425.00	
01 E	300 296 209 000 305		7221	JANE SCHAUMAN GIRLS ATHLETICS/DISTRICT WIDE/PROFESSIONAL FEES/VOLLEYB	0	100.00	
01 E	300 296 209 000 305		7222	CINDY VERCHASTSE GIRLS ATHLETICS/DISTRICT WIDE/PROFESSIONAL FEES/VOLLEYB	0	100.00	
01 E	350 296 209 000 369		7223	MARSHALL HS GIRLS ATHLETICS/DISTRICT WIDE/PARTICIPATION FEES/VOLLEY	0	50.00	
01 E	300 292 226 000 369		7224	RCW BOYS/GIRLS ATHLETICS/DISTRICT WIDE/PARTICIPATION FEES/C	0	60.00	
01 E	005 630 199 000 186		7225	CHELSEA HOERNEMANN TECHNOLOGY INSTRUCTIONAL/DISTRICT WIDE/NON CERT MISC. P	0	250.00	
01 E	100 620 000 000 470		7226	DORA SKOGRAND EDUCATIONAL MEDIA/LIBRARY/DISTRICT WIDE/LIBRARY BOOKS/D	0	10.00	
01 E	300 292 226 000 369		7249	VOID MONTE HS BOYS/GIRLS ATHLETICS/DISTRICT WIDE/PARTICIPATION FEES/C	0	-45.00	
01 E	300 294 211 000 188		7262	DREW ALMICH BOYS ATHLETICS/DISTRICT WIDE/NON CERT EVENT WORKERS/FOO	0	60.00	

Check Nbr	Vendor Name	Check Date	Invoice Number	Invoice Desc	PO Number	Invoice Amount	Check Amount
01 E 300 294 211 000 188			7263	OWEN CHERVENY	0	60.00	60.00
				BOYS ATHLETICS/DISTRICT WIDE/NON CERT EVENT WORKERS/FOO		60.00	
01 E 300 294 211 000 188			7264	ANDREW FLATEN	0	60.00	60.00
				BOYS ATHLETICS/DISTRICT WIDE/NON CERT EVENT WORKERS/FOO		60.00	
04 E 500 505 000 321 305			7265	GREG FRANK	0	161.50	161.50
				COMMUNITY EDUCATION GENERAL/COMMUNITY EDUCATION/PROFESS		161.50	
01 E 350 203 406 000 430			7266	pop sockets	0	375.00	375.00
				ELEMENTARY GENERAL ED./DISTRICT WIDE/SUPPLIES/6TH GRADE		375.00	
04 R 500 000 000 321 050			7267	SUE HOLEIN	0	65.00	65.00
				DISTRICT WIDE/COMMUNITY EDUCATION/FEES FROM PATRONS/DIS		65.00	
01 E 300 294 211 000 305			7268	don anderson	0	525.00	525.00
				BOYS ATHLETICS/DISTRICT WIDE/PROFESSIONAL FEES/FOOTBALL		525.00	
01 E 300 296 209 000 305			7269	TERRIN DEBOER	0	100.00	100.00
				GIRLS ATHLETICS/DISTRICT WIDE/PROFESSIONAL FEES/VOLLEYB		100.00	
01 E 300 296 209 000 305			7270	TIM BESEMAN	0	100.00	100.00
				GIRLS ATHLETICS/DISTRICT WIDE/PROFESSIONAL FEES/VOLLEYB		100.00	
01 E 300 298 216 000 899			7271	REG 3A	0	1,403.00	1,403.00
				EXTRACURRICULAR ACTIVITIES/DISTRICT WIDE/MISCELLANEOUS		1,403.00	
01 E 300 296 209 000 188			7272	KYLIE RAMIREZ	0	20.00	20.00
				GIRLS ATHLETICS/DISTRICT WIDE/NON CERT EVENT WORKERS/VO		20.00	
01 E 300 294 211 000 188			7273	margot richter	0	100.00	100.00
				BOYS ATHLETICS/DISTRICT WIDE/NON CERT EVENT WORKERS/FOO		100.00	
01 E 300 294 211 000 188			7274	MIKE RICHTER	0	60.00	60.00
				BOYS ATHLETICS/DISTRICT WIDE/NON CERT EVENT WORKERS/FOO		60.00	
01 E 300 294 211 000 188			7275	MARK SANNERUD	0	90.00	90.00
				BOYS ATHLETICS/DISTRICT WIDE/NON CERT EVENT WORKERS/FOO		90.00	
01 E 300 294 211 000 188			7276	ERIC SOINE	0	30.00	30.00
				BOYS ATHLETICS/DISTRICT WIDE/NON CERT EVENT WORKERS/FOO		30.00	
01 E 300 294 211 000 188			7277	WARREN VELDE	0	120.00	120.00
				BOYS ATHLETICS/DISTRICT WIDE/NON CERT EVENT WORKERS/FOO		120.00	
01 E 300 294 211 000 188			7278	TWYLA SCHILLER	0	210.00	210.00
				BOYS ATHLETICS/DISTRICT WIDE/NON CERT EVENT WORKERS/FOO		50.00	
01 E 300 296 209 000 188				GIRLS ATHLETICS/DISTRICT WIDE/NON CERT EVENT WORKERS/VO		160.00	
01 E 300 296 209 000 188			7279	SUE TOLLEFSON	0	160.00	160.00
				GIRLS ATHLETICS/DISTRICT WIDE/NON CERT EVENT WORKERS/VO		160.00	
01 E 300 296 209 000 188			7280	KAREN BAKER	0	265.00	265.00
				GIRLS ATHLETICS/DISTRICT WIDE/NON CERT EVENT WORKERS/VO		230.00	
01 E 300 298 216 000 187				EXTRACURRICULAR ACTIVITIES/DISTRICT WIDE/CERTIFIED EVEN		35.00	
01 E 300 294 211 000 188			7281	GORDY KASEL	0	100.00	100.00
				BOYS ATHLETICS/DISTRICT WIDE/NON CERT EVENT WORKERS/FOO		100.00	
01 E 300 296 209 000 188			7282	KRISTI KLASSEN	0	290.00	290.00
				GIRLS ATHLETICS/DISTRICT WIDE/NON CERT EVENT WORKERS/VO		255.00	
01 E 300 298 216 000 187				EXTRACURRICULAR ACTIVITIES/DISTRICT WIDE/CERTIFIED EVEN		35.00	
01 E 005 810 126 000 401			7283	RON POOLER	0	109.99	109.99
				OPERATIONS AND MAINTENANCE/DISTRICT WIDE/GENERAL SUPPLI		109.99	
01 E 300 294 211 000 188			7284	JOSH GUERTIN	0	120.00	120.00
				BOYS ATHLETICS/DISTRICT WIDE/NON CERT EVENT WORKERS/FOO		120.00	
			7285	RACHEL HAMILTON	0	15.00	15.00

Check Nbr	Vendor Name	Check Date	Invoice Number	Invoice Desc	PO Number	Invoice Amount	Check Amount
01 E 100 620 000 000 470				EDUCATIONAL MEDIA/LIBRARY/DISTRICT WIDE/LIBRARY BOOKS/D		15.00	
			7287	CECILIA ALVAREZ	0	30.00	
02 R 005 000 000 701 601				DISTRICT WIDE/SCHOOL LUNCH/SALES TO PUPILS/DISTRICT WID		30.00	
			7288	RORY SHACKELFORD	0	25.00	
01 E 300 292 226 000 339				BOYS/GIRLS ATHLETICS/DISTRICT WIDE/STATE EXPENSES/CROSS		25.00	
			7289	MASSP	0	150.00	
01 E 300 050 000 000 366				PRINCIPAL'S OFFICE/DISTRICT WIDE/TRAVEL-SCHOOL BUSINESS		150.00	
			7290	NATE DAHLAGER	0	140.00	
01 R 300 294 000 000 050				BOYS ATHLETICS/DISTRICT WIDE/FEES FROM PATRONS/DISTRICT		140.00	
			7291	MIEA	0	2,090.00	
01 E 005 790 000 320 366				OTHER PUPIL SUPPORT SERVICES/SUCCESS GRANT (INDIAN ED.)		2,090.00	
			7292	MIEA	0	250.00	
01 E 005 790 000 320 369				OTHER PUPIL SUPPORT SERVICES/SUCCESS GRANT (INDIAN ED.)		250.00	
19952 Vendor Continued Void		11/13/2017					0.00
19953 YME-FOOD SERVICE		11/13/2017 1		NL	0	30.40	3,164.85
01 E 100 203 000 000 899				ELEMENTARY GENERAL ED./DISTRICT WIDE/MISCELLANEOUS EXPE		30.40	
			10	BIRTHDAY TREATS	0	14.92	
01 L 230 33				GENERAL FUND/DEFERRED REVENUE/BERT RANEY ACTIVITY ACCOU		14.92	
			18-16	mrved workshop	0	238.00	
01 E 005 640 000 316 366				STAFF DEVELOPMENT/STAFF DEVELOPMENT/TRAVEL-SCHOOL BUSIN		238.00	
			22	K-2 SNACKS	0	908.16	
01 E 100 203 362 000 899				ELEMENTARY GENERAL ED./DISTRICT WIDE/MISCELLANEOUS EXPE		908.16	
			3	ecfe supplies	0	122.70	
04 E 500 582 000 344 490				LEARNING READINESS/LEARNING READINESS/FOOD/DISTRICT WID		122.70	
			33	pre k lunch	0	1,005.25	
04 E 500 582 000 344 490				LEARNING READINESS/LEARNING READINESS/FOOD/DISTRICT WID		1,005.25	
			3333	ELEM AFTER SCHOOL SNACKS	0	17.32	
01 E 100 203 362 000 899				ELEMENTARY GENERAL ED./DISTRICT WIDE/MISCELLANEOUS EXPE		17.32	
			4	PS SNACKS	4	43.43	
04 E 500 582 000 344 490				LEARNING READINESS/LEARNING READINESS/FOOD/DISTRICT WID		43.43	
			44	classroom milk	0	127.12	
04 E 500 582 000 344 490				LEARNING READINESS/LEARNING READINESS/FOOD/DISTRICT WID		127.12	
			5	2ND CHANCE BREAKFAST	0	657.55	
01 E 350 790 149 000 899				OTHER PUPIL SUPPORT SERVICES/DISTRICT WIDE/MISCELLANEOU		657.55	
19954 YOUTH FRONTIERS, INC.		11/13/2017 13587			0	3,934.00	3,934.00
01 E 005 790 000 313 430				OTHER PUPIL SUPPORT SERVICES/ACHIEVEMENT & INTEGRATION		3,934.00	
19955 ZEP MANUFACTURING CO		11/13/2017 9003111367			0	392.51	392.51
01 E 005 810 000 000 410				OPERATIONS AND MAINTENANCE/DISTRICT WIDE/CUST/REPAIR SU		392.51	

144 Computer Check(s) For a Total of 417,977.78

	0	Manual	Checks For a Total of	0.00
	0	Wire Transfer	Checks For a Total of	0.00
	0	ACH	Checks For a Total of	0.00
	144	Computer	Checks For a Total of	417,977.78
Total For	144	Manual, Wire Tran, ACH & Computer	Checks	417,977.78
Less	0	Voided	Checks For a Total of	0.00
			Net Amount	417,977.78

FUND SUMMARY

Fund	Description	Balance Sheet	Revenue	Expense	Total
01	GENERAL FUND	6,817.37	22,347.05	357,352.18	386,516.60
02	FOOD SERVICE	0.00	30.00	23,816.73	23,846.73
04	COMMUNITY SERVICE	0.00	65.00	7,101.76	7,166.76
09	TRUST FUND	447.69	0.00	0.00	447.69

Yellow Medicine East #2190

**Board Report
November 13, 2017**

Ending
11/13/2017

2017-18 By Fund	Original 2017-18	Year to Date Expenditures	Budget Balance	Percent Expended	For Comparison
					2016-17 YTD Expended
General	10,114,437	3,064,468	7,049,969	30.30%	27.99%
Food Service	448,378	104,936	343,442	23.40%	23.29%
Community Service	431,010	89,030	341,980	20.66%	25.66%
Debt Red.	1,191,813	192,951	998,862	16.19%	17.33%
OPEB Trust	225,729	40,731	184,998	18.04%	16.62%
OPEB Debt Service	192,308	31,104	161,204	16.17%	17.53%
Total	12,603,675	3,523,220	9,080,455	27.95%	26.28%

Year to date amounts include current month's accounts payables plus previous month's payroll.

Salaries % expended to date (approximately)

Contracted July-June	Supt/Finance/Maint/Comm Ed	33.33%
Contracted August-July	Principals/Fd Svc Director	25.00%
Contracted Sept-August	Teachers/Nurse	16.67%
12 Month Non-certified	Administrative Assistants	33.33%
12 Month Non-certified	Custodians	28.00%
9 Month non-Certified	Assistants/Cooks	14.75%

Liquid Asset Fund

Month End Cash Invested 10/31/2017 \$3,950,840.96 General Closing Market Value

Electronic Fund Transfers/ACH Transfers/LAF Check

			From	To
10/10&10/11/17	\$ 366.11	rSchool Fees	LAF	rSchool
10/11/2017	\$ 400,000.00	Board Accounts Payable	LAF	Citizen's Alliance B&
10/20/2017	\$ -	Payroll (F&M Bank)	LAF	F&M Bank
10/20/2017	\$ 282,970.53	Payroll (Direct Deposit)	LAF	Granite Falls Bank
	\$ -	Board Accounts Payable	LAF	Citizen's Alliance B&
10/11/2017	\$ 64.00	Sales Tax	LAF	Mn. Dept. of Revenu
	\$ -	PERA Trust (OPEB)	OPEB Trust	LAF

Trust Fund (PERA) OPEB \$550,326.27 Ending **10/31/2017**

**YELLOW MEDICINE EAST
ENROLLMENT REPORT
2017-2018**

	SEPTEMBER			OCTOBER			NOVEMBER			DECEMBER			JANUARY		
	BRE	MS/HS	ENR	BRE	MS/HS	ENR	BRE	MS/HS	ENR	BRE	MS/HS	ENR	BRE	MS/HS	ENR
Kindergarten	48			46			47								
First Grade	43			43			43								
Second Grade	57			58			59								
Third Grade	53			53			54								
Fourth Grade	65			64			65								
Fifth Grade	51			52			53								
	317			316			321			0			0		
Sixth Grade		52			54			54							
Seventh Grade		69			65			63							
Eighth Grade		64			63			62							
Ninth Grade		56			59			60							
Tenth Grade		48			49			48							
Eleventh Grade		58			57			53							
Twelfth Grade		68			63			62							
		415			410			402		0			0		
K-12 TOTAL		732			726			723		0			0		


	FEBRUARY			MARCH			APRIL			MAY			END OF 2016-17		
	BRE	MS/HS	ENR	BRE	MS/HS	ENR	BRE	MS/HS	ENR	BRE	MS/HS	ENR	BRE	MS/HS	ENR
Kindergarten													44		
First Grade													59		
Second Grade													55		
Third Grade													66		
Fourth Grade													55		
Fifth Grade													53		
	0			0			0			0			332		
Sixth Grade														62	
Seventh Grade														60	
Eighth Grade														56	
Ninth Grade														47	
Tenth Grade														54	
Eleventh Grade														65	
Twelfth Grade														48	
		0			0			0			0			392	
K-12 TOTAL			0			0			0			0			724

(Updated 11/13/2017)

Yellow Medicine East Schools

High School Office
450 9th Avenue
Granite Falls, MN 56241

Phone: 320-564-4083
Fax: 320-564-4782
Website: www.isd2190.org



October 31, 2017

Dr. Rick Clark and YME School Board Members
Yellow Medicine East Schools
450 9th Avenue
Granite Falls, MN 56241

Dr. Clark:

I am requesting time off from my duties as life science teacher beginning on Wednesday, November 22, 2017 through Friday, December 22, 2017. I am having a medical procedure on November 22nd and the doctor has currently advised 3-4 weeks of recovery, taking time off from work.

Sincerely,

A handwritten signature in blue ink that reads "Leanne Carmany". The signature is written in a cursive style with a long, sweeping underline.

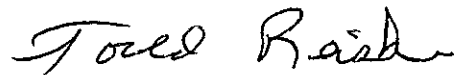
Leanne Carmany

November 1, 2017

To Whom It May Concern:

I need to request a medical leave of absence under FMLA effective 11-14-17 for approximately 3-6 weeks. I want to use my sick leave while I am out.

Thank you,

A handwritten signature in cursive script that reads "Todd Reishus".

Todd Reishus



Denise Streich <dstreich@isd2190.org>

Fwd: Two Week Notice

Lisa Hansen <lhansen@isd2190.org>

Fri, Oct 27, 2017 at 11:10 AM

To: Denise Streich <dstreich@isd2190.org>, Rick Clark <rclark@isd2190.org>

Denise:

Katie Lavin's resignation letter (via email) is listed below. Please add to the November board meeting.

Thank you,
LH

----- Forwarded message -----

From: **Katie Lavin** <klavin@isd2190.org>

Date: Fri, Oct 27, 2017 at 10:25 AM

Subject: Two Week Notice

To: Lisa Hansen <lhansen@isd2190.org>

Good Morning Lisa,

First of all I want to say thank you for giving me the opportunity to work at Bert Raney Elementary. I have truly enjoyed my time here and it has been such a joy getting to know all the staff and students. This has been a wonderful experience and for that I am forever grateful. It is because of this position I have discovered my true path in life which is working with special ed children. I have accepted a special ed teaching position and my last day at Bert Raney will be Thursday November 9th.

Once again thank you so much for this opportunity and experience.

Thank you,

Katie Lavin

Rick Clark, Ed.D., Superintendent
450 9th Avenue - Granite Falls, MN 56241
Phone: 320-564-4081 - Fax: 320-564-4781



November 13, 2017

Superintendent Report to the Board of Education


1. State Testing – Conflict of messaging by legislators and MDE. In past years the MCA testing procedures had a system of “refusing testing” which was signed by parents. About two years ago a metropolitan school had almost every student excused from testing by parent request. The legislative imposition on this process resulted in the students whose parents signed the testing waiver form now are classified as “NOT MAKING PROFICIENCY”.
 - The interesting item is that schools are now required to inform parents of the test waiver but the student results are reported as Not Making Proficiency.
 - A reminder that MCA scores are reports on school effectiveness and not so much on individual student performance.
2. Working on a procedural handbook. In the 1980’s and 1990’s the district policy book had a number of items that were more oriented to the procedures/practices for the administrators. As these items were reviewed the ide of creating a general handbook for administrators came to mind.
 - a. Several hours have been put into reading these Old Policies
 - b. Preliminary notes are taken to organize these practices into a handbook
 - c. The construction of the draft is underway.
3. My hours for November 28 and 29 will be via electronic exchange as I will be with my wife during her surgical convalescence. (Minor Surgery)
4. Principals have been excused from this meeting – Luft in Brainerd with MREA Conference, Hansen with personal leave.
5. Will call for 1:1 Committee Meeting in next several weeks. – Goal statements and objectives – aligned with District Vision and Mission Statements.
6. Confirmed four members attending MSBA in January
7. Will begin working on Fiscal Year 2019 budget – Capital list (preliminary) are due in December 2017. Operations budget work to be started in February.
8. We thank the A.G. Bush Foundation for their very generous grant of \$600,000. The grant will fund a number of student recipients for a four year period. There is also an ongoing effort to find ways to assist students that enroll in two year degree programs.
9. Would the Policy Committee consider rescheduling the December 12th meeting to after the board meeting on the 11th?

YME MIDDLE/HIGH SCHOOL
Ryan Luft, Principal
450 9th Avenue
Granite Falls, MN 56241
Phone: 320-564-4083
Fax: 320-564-4782

BERT RANEY ELEMENTARY
Lisa Hansen, Principal
555 7th Avenue
Granite Falls, MN 56241
Phone: 320-564-4082
Fax: 320-564-4427

ACTIVITIES & COMMUNITY EDUCATION
Tim Knapper, Director
450 9th Avenue
Granite Falls, MN 56241
Phone: 320-564-4084
Fax: 320-564-4781

MVCC - SPECIAL EDUCATION
Cindy Loe, Director
450 9th Avenue
Granite Falls, MN 56241
Phone: 320-564-4084
Fax: 320-564-4781



Bert Raney Elementary Board Report

November 2017

Mrs. Hansen, Elementary Principal

BRE - Current Enrollment

	8/16	5/17	8/17	9/17	10/17	11/17						
K	44	44	47	48	46	47						
1st	56	59	43	43	44	43						
2nd	51	55	58	57	59	59						
3rd	66	66	53	53	53	54						
4th	54	56	67	65	63	65						
5th	55	53	53	51	52	53						
Total	326	333	321	317	317	321						

BRE Happenings

American Education Week

November 13th "Did You Know Day"
Staff and students are encouraged to check out the various graphs posted around BRE and check out fun facts about BRE Staff!

November 14th "Thank You YME Community Day"
Students in grades K-3 will decorate grocery bags to be distributed from the grocery store in Granite Falls. Students in grades 4-5 will create placemats that will be distributed around the community.

November 15th "Sting Pride Day"
Staff and students are encouraged to wear Sting gear or black, maroon or gray shirts.

November 16th "Staff Appreciation Day"
Thank you to our BRE staff for all you do for our students! Staff and students will be involved in various appreciation activities throughout the day. We appreciate each of you!

November 17th "YME Reads Day"
Students will receive a bookmark for American Education Week and will enjoy 30 minutes of extra reading time during the day. Be on the lookout for staff reading in unusual places!

Birthday Books for BRE Students

Starting this fall, all BRE students will receive a new book of their choosing from BRE Staff for their birthdays.



Language Arts

Peggy Kvam, BRE Reading Specialist, has been meeting with grade levels and with individual teachers to support our language arts programming at BRE.

Parent-Teacher Conferences

Conferences at BRE are scheduled for 11/9 & 11/16.

Rollerskating

Students in grades K-5 have been participating in a rollerskating unit in Phy Ed class. K-2 skates for 10 class periods, worth 250 minutes and grades 3-5 skate 5 class periods, totaling 250 minutes. Skills being worked on include: falling correctly, t-stop, alternating push-off motion, backwards skating, toe stop, and students have been participating in games that reinforce skills learned. Over 200 adults have come to watch, assist, or skate with the children.

What I am Reading Program

In an effort to share our staff members' love of reading with our students, staff members are participating in a 'What I am Reading' program at BRE. Staff have 'What I'm Reading' posters hanging outside their classrooms that list the title of the books they are reading. This allows students to see that we all read!



4th Grade Rock Project

In Science class, BRE 4th graders learned how rocks are formed, the rock cycle, weathering and erosion. In addition, each student painted a rock that was hidden in our community and have encouraged people to post the 'found rocks' on the Facebook page: Granite Falls MN Rocks! Our 4th graders are creating tiny art and BIG community!



Student Enrollment

Since 9/19/17 BRE has had 14 students enroll and 8 students move out.

BRE Library

Donations have been coming into our BRE Library to be used to purchase new books for our students.



Read for the Record

On 10/26/17, 9 community volunteers participated in the United Way's Read for the Record program at BRE. The community volunteers shared a new book with the K-2 classrooms.



BRE Goals for 2017-18:

SMART Goal: The percentage of students in grades 1-5 at grade level on the Star Reading assessment, will increase 5% from spring 2017 to spring 2018.

SMART Goal: The percentage of students in grades 1-5 at grade level on the Star Math assessment, will increase 3% from spring 2017 to spring 2018.

Additional Goal:

By May of 2018, Bert Raney Elementary staff will have access to resources and training relative to the integration of technology in the areas of math and reading, 3 or more times during the 2017-18 school year.

YME Middle/High School Board Report

November 2017 ~ 2018

Goals for the MS/HS for 2017/2018

- SMART Goal: The percentage of students in grades 6-10 at grade level on the Star Reading assessment, will increase 5% from spring 2017 to spring 2018.
- SMART Goal: The percentage of students in grades 6-10 at grade level on the Star Math assessment, will increase 3% from spring 2017 to spring 2018.

Areas of Focus

- Best Practice Instruction: Effective use of technology in your classroom or subject area
 - “By the start of the 2018-19, all K-12 YME students will have access to appropriate technology.”
 - “By the start of the 2018-19, all 6-12 YME students will have a 1-to-1 device for all coursework.”
- Reading and Writing Strategies: Reading and writing strategies used across the curriculum/content area
- SMART Goal ~ 100 percent of staff will complete one curriculum map for one class by the end of the school year

1. **Veterans Day Program is coming together ~ November 10th, 2017 ~** We are finalizing the final details of our 3rd celebration at the Fagen Fighters WWII Museum. I have contacted all five Legion Posts in our district and have invited their veterans to be part of our celebration. This opportunity can only become a reality by the people who work hard for our students everyday. The program will start at 9:00 am and conclude around 10:00 am. Guest speakers are Lt Col Shawnn Martin of Granite Falls, MN. If you know of someone who has served, please invite them to this event. Registration begins at 8:30 am in the Fighter Hangar.
2. **Registration 2017 ~ 2018 ~** The planning meetings with departments in the Middle/High School have begun. We will be looking at course offerings, etc. Our timeline is to have the registration guide to the Board in January with registration completed by February 1st if everything goes smoothly.
3. **November 12th ~ 14th ~ MREA Conference ~** On November 13th, 2017 the YME Science and Agricultural Research Greenhouse Facility will be recognized as a Profile of Excellence Award through the Minnesota Rural Education Association. On Tuesday morning the team will be sharing our project with other school districts around the state. Ben Lecy, Jake Suter, Darrel Refsland, and myself have been invited to receive the award on behalf of the district at Cragun's Resort in the Brainerd Lakes Area. Here is the press release from MREA:

Students Conduct Research in New Chamber Classroom

| OCTOBER 22, 2017

A desire for multi-disciplinary research and exploration resulted in the development of a unique three-chamber classroom in the school parking lot at Yellow Medicine East High School.

Students in the school's trades and carpentry class built the state-of-the-art structure. Climate controlled through in-floor heating and hi carbon mats in the greenhouse beds, each chamber is dedicated to the growth and study of plants and fish in different climate regions.

MREA honors the program's ingenuity and ability to impact other schools with the 2017 [Profile of Excellence Award](#). "This program in Yellow Medicine East is very extensive and encompassing," MREA Executive Director Fred Nolan said. "But many parts of the program could be repeated at a smaller level for any school wanting to do something similar.

This classroom serves as an extensive learning incubator for science, technology, engineering, art and math. Aquaponics tanks are used to raise fish, which provide nutrients for the plants grown hydroponically. The level of CO₂, soil moisture, pH and nitrate levels can all be measured by the students. Students collect data by testing soil, analyze germination rates of plants grown in different soil temperatures and assess the growth rate of fish. This opens up a wide variety of career ideas for students. Many of which might go unheard of without this type of learning opportunity.

Funding for the program was obtained through a grant from the Bush Foundation. Fagen, Inc. provided the money for data collection equipment and LED lighting.

Local gardeners will be the beneficiaries of the students' research efforts. Plants that started as seedlings in these chambers will be sold to people in the community.

"The whole program is still relatively new. The possibilities connected to a one of a kind project like this are numerous. It is so exciting to see our schools stepping out and creating programs like this," Nolan said.

4. November 6th, 2017 ~ Staff Development Day ~

a. 7:40 ~ 8:00 PLC Breakfast ~ Looking for someone

8:00 ~ 10:00 Reading Across the Curriculum ~ Library ~ Kari Gjerde

10:00 ~ 12:00 PLC ~ (Kari Gjerde will be available if needed)

1:00 ~ 2:30 Technology ~ Google Classroom, Schoology, Web tools 2.0, Math Curriculum Training

Sessions ~ More updates to come

1:00 ~ 1:30

Raymo ~ Lesson Planning with Tech (Pratt's Room), This session will focus on how to integrate technology into your lessons. In 30 minutes we will quickly cover the SAMR model as well as the "Golden Why".

Carmany ~ Google Classroom (Lab 216A)

K. Hoefler ~ Newsela (Hoefler's Room) ~ Newsela is a resource for anyone looking to differentiate reading instruction in the classroom. This class will show teachers how to navigate through Newsela, and how to set the reading level for students across the curriculum. Any teacher looking to help low readers understand curriculum that they are not understanding, or that want to teach to students' reading levels, are encouraged to come to this class.

B. Jahn ~ SeeSaw (Aslesen Room) ~ Seesaw saves time on organization and parent communication, makes formative assessment easy, and provides a safe place to teach 21st Century skills.

1:30 ~ 2:00

Raymo ~ Twitter in Education (Pratt's Room) ~ Come with a Twitter account already created and learn how to Tweet, follow people, follow hashtags, etc... Come and get an idea of who to follow and how to follow the best minds in education.

Carmany ~ Google Classroom (Lab 216A)

Hinz ~ GETEPIC and WHOOO's Reading (Hinz's Room) ~ WHOOSREADING.COM

2:00 ~ 2:30

Raymo ~ Cool Tech Tools (Pratt's Room) ~ Brandon will share 20 of his favorite web tools for the classroom. Come see some of the newest and hottest web tools while still being reminded of some of the old classics.

Baumgartner ~ Schoology (Baumgartner's Room) ~ Visually familiar to users of Facebook and other popular social networking websites, the service includes attendance records, online grade book, tests and quizzes, and homework drop boxes. The social media interface facilitates collaboration among a class, a group, or a school. Schoology can be integrated with existing school reporting and information systems and also provides the added security, filters and support that school districts may require.

Hinz ~ Epic (Hinz's Room) ~ <https://sites.google.com/view/charactertypes/home>

Breakout - a scavenger hunt-like game where players use teamwork and critical thinking to solve a series of puzzles in order to open a locked box "virtually"

The above site is the BREAKOUT the middle schoolers will be doing in my room...VERY CHALLENGING.

Minnesota River Valley Education District

MINUTES

Superintendents' Council
September 27, 2017
MRVED Conference Room

Members Present: Luther Heller, Dan Deitte, Dennis Laumeyer, Chris Fenske, Rick Clark, Shane Tappe, Michelle Mortensen, Jeff Taylor, Greg Schmidt

Members Absent:

Other:

Staff: Karen Jacobson, Brandon Raymo

Item 1: Call to Order at 9:30 a.m.

Item 2: Additions/Deletions/Modifications to Agenda

-

Item 3: Approval of Meeting Minutes from August 30, 2017

- M/S/P
 - Rick/Luther/All

Item 4: Getting Smart MRVED Style

- The group discussed chapter 4 of Shifting the Monkey by Todd Whitaker.
 - Read chapter 5 for next meeting.

Item 5: Innovative Programming

- Reapplying will start next fall.
 - Karen put a timeline together with a November 1, 2018 deadline date in mind.
- FLY PD:
 - Update on 2017-18
 - Common dates for 2017-18, August (floating), October 18, January 15 (MELT), March 29 (George Couros)
 - We will be billing for this year's Professional Development money in October.
 - Please send us your October 1st enrollment numbers when you have them.

Minnesota River Valley Education District

MINUTES

- Mary will send out an email reminder.
- Motion to bill morning treats back to the district for October 18.
 - Rick/Luther/All
- Karen shared the expected budget for 2017-18
- October 18 Plan for the Day
 - Solution Tree training for PLC leaders
 - Total cost is \$6,500
 - Brandon has visited with the presenter, Jack Baldermann and everything is in place for content.
 - Brandon will forward the PowerPoint to the Superintendents so they know who should attend.
 - Training to be held at the Kilowatt Community Center (KCC) in Granite Falls.
 - Lunch will be provided for the PLC leaders.
 - Non PLC Leaders
 - Kayla Delzer will speak to half the teachers while the other half attends sessions (90 minutes) then the groups will flip flop.
 - YME Food Service will serve lunch at YMEHS.
 - As per conversations and planning last year, afternoon will be district time.
 - There will be SPED sessions for both SWSC & MVCC.
 - There will be networking for Social Workers, Counselors, & Nurses.
- MELT - January 15, 2018
 - Will be held at LQPV.
 - Motion to use the \$1,543.18 carryover from 2016-17 as extra funds for 2018 MELT.
 - Jeff/Shane/All
 - Start thinking about possible presenters.
 - If you see someone at a Fall Conference that is good, please pass that information to Brandon.
 - Should we provide an informational ALICE training?
 - Shane shared about the program that D/B has implemented.
 - We will wait until the superintendents have the opportunity to visit with local law enforcement and administratively before we pursue.

Minnesota River Valley Education District

MINUTES

- In previous years, we have set a \$7000 budget.
 - Last year we included an extra \$2000 from FLY budget for a total of \$9000
- March 29, 2018
 - George Couros will be speaking.
 - Held in Dawson.
 - Thoughts on Afternoon
 - We will wait until after the October meeting to decide.
 - Substitute Teacher Training for 4 year degree people
 - If anyone is interested in hosting a training in their community, let Brandon or Karen know.
 - Benson would like to offer a session.
 - The best place to advertise this is in the Community Ed brochures.
- 2019 Keynote Ideas
 - Karen and Brandon provided a list of Keynotes that were brainstormed.
 - The superintendents narrowed the list down.
 - Brandon and Karen will contact them to check pricing and availability.
- Jack Baldermann will be at RCW on August 15, 2018.
 - Let Michelle know if you would like to participate with her staff.
- Other

Item 6: **Online Learning Program**

- All courses have started. We are at about 70 kids enrolled.
- Thinking ahead to 2018-19
 - It may be too soon to add College/PSEO/AP courses.
 - Dennis and Michelle provided an update from their meeting with Brandon and Karen over the topic.
 - Send the teachers you have who are qualified to teach a college course and which course they teach to Brandon or Karen. We will generate a list.
- We have completed the evaluation and recertification process, we are waiting to hear back from MDE.

Item 7: **Reports from Recent Conferences/Activities**

- MREA Listening Sessions
- Others

Minnesota River Valley Education District

MINUTES

Item 8: MRVED

- Succession Planning for Mary
 - Mary has given March 30, 2018 as her retirement date. We will be posting this position in late October with the intention of hiring December 1, 2017.
 - Is anyone willing to help spread the word through social media?
 - Karen will send the ad to schools to help spread the word.
- Innovation Research Zone
 - It was decided that it might not be best to pursue.

Item 9: E-rate/Telecom Aid

- We have received several funding commitment decision letters.
- We continue to respond to PIA Review questions from USAC.
- Remember to forward all e-rate information from USAC/EPC to Mary.
- RUS grant
 - We received a score of 182. The anticipated minimum score needed for funding is 174.5. It appears we will be funded, but it is not official.

Item 10: Grants

- Title III Grant
 - New grant is written and approved. With carryover, we should have around \$81,000 for professional development and supplemental resources for ELs in our 11-district consortium.

Item 11: ALC Updates

- Current seat based enrollment is at 44 students.

Item 12: Other

- Digitizing of records

Item 13: Next meeting is scheduled for Wednesday, October 25, 2017 at the MRVED.

Meeting adjourned at 11:30 a.m.

Food Service Committee Agenda

Wednesday, October 4, 2017 - 5:00 pm YME Board Room # 113 - East Wing - MS/HS Building

Committee Members: Leanne Carmany, Rick Clark, Melanie Gabbert-Gatchell, Lisa Hansen, Kelly Kruger, Marlys Lacroix, Becky Leiseth, Ryan Luft, Sonja Pederson, Steve Petrich, Sharon Rupp, Virginia Wilson, Dawn Rupp, Jenna Luepke -Abel Chaparro, Kennedy LeBlanc,

What do we think we know about food service?

What do we know about YME Food Service?

What do we want YME Food Service to be?

Members should attempt to answer these questions prior to the meeting. The difference between the first and second question is the first question "what do we think about food service" is an opinion based on what we have heard about the program. The second question asks "what do we know about the program?"

The meeting will include: Introductions to include what each member wants to accomplish.

Answer the three questions above.

Determine how to get answers to those questions.

Determine meeting schedule, location(s) and time.

Other discussions.

Following introductions the members were polled on the following questions (Bold).

What do I hear about YME Meals?

- Not enough food
- Changes are taking place this year (2 times)
- Not enough room in either lunch room
- Variety is not present
- Students like the nuggets but not enough of them

What Do I know as a fact?

- Better this year
- Federal and State reimbursement rate is more than what is charged for full payment
- Not everyone uses lunch
- Line wait is too long
- Not enough room in the cafeteria
- Eating time approximately 20 minutes (period is 36 + 4 minute pass)
- Elementary time is lengthened due to slow decisions
- Need more equipment
- New Director

- Need signage
- End of year balance is too negative
- New food supplier - Rhinehart
- Open lunch
- Cost of meals
- Social Time

What do I want for food service?

- Signage - permission to return for fruits and salad bar
- Fingerprint scanner to eliminate the need for meal tickets
- More information on the Free and Reduced meal applications
 - Didn't know that all should fill it out
 - Thought I was not eligible
 - Didn't know it helped school in other areas too.
- Brighten up the cafeterias with paint and posters
- Want more room
- More staffing - three less workers than before
- Ala carte (cash bar)
- Like the flavor bar
- Food needs more visual appeal

What can YME Control?

- Food Policy - Open/Closed Lunch
- The number of kitchen staff
- Equipment - moisture in warmers/server cabinets
- 2nd kitchen
- Composting

This information will be shared with the board of education.

Action Items:

Paint the cafeterias (The custodial staff will be taking vacation during the MEA weekend. Will put this on the Christmas break schedule)

Determine what signage is needed and purchase/place them

Purchase fruit/salad bar

Please email me at rclark@isd2910.org with any corrections, comments or clarifications.

Rick Clark

Agenda Construction Items:

Policy to name hazards that would allow riders to be counted when living inside one and two mile radius.

Review Policy Series 400 and 500

Policy Committee Meeting Dates for 2017-2018

October 10, 2017 at 6:00 pm in the Board Room

December 12, 2017 at 6:00 in the Board Room

March 13, 2018 at 6:00 pm in the Board Room

May 8, 2018 at 6:00 pm in the Board Room

The Yellow Medicine East Policy Committee met on October 10, 2017 in the board room at 6:00 pm. The following persons were in attendance:

Sharon Rupp, Susan Bones, Lisa Hansen, Ryan Luft and Rick Clark

- A reminder that Policy Series 100, 200 and 300 had been reviewed in the 2016-2017 school year.
- The members were directed to review Policy Series 400.
- Members agreed that any questions, concerns or clarifications would be handled through email exchange unless significant issues would require attention at the December 12th meeting or required a special meeting.
- Members were informed that we had previously had 1st and 2nd reading of Policy 427 - Workload for Certain Special Educators. The Document entitled: Yellow Medicine East Special Education Workload Analysis was handed out. Policy 427 was handed out and members were informed that the policy would be placed on the website.
- Members were informed that Elementary and Secondary Student Handbooks would be available for review at the May 8th Committee Meeting. Principals were informed to have their documents ready prior to that meeting.
- Policy 721 - Uniform Grant Guidance Policy Regarding Federal Revenue Sources was discussed. This policy is required of all schools that receive direct payments from the federal government. This policy will be presented to the board of education at the November and December meetings.
- Policy 534 Unpaid Meal Charges was discussed.

534 UNPAID MEAL CHARGES

[Note: United States Department of Agriculture (USDA) Policy Memorandum SP 46-2016 requires all School Food Authorities (i.e., school districts) operating federal school meal programs to have a written and clearly communicated system to address unpaid meal charges by July 1, 2017. USDA Policy Memorandum SP 23-2017 clarified that school districts could adopt a “policy” or “standard

practice.” Although this document is styled as a “policy,” school districts may establish and implement a set of written procedures instead of a policy, provided that the written document explains how the school district will handle situations where students eligible to receive reduced-price or paid meals do not have money in their account or in hand to cover the cost of their meals at the time of service. The policy or standard practice must be implemented throughout the school district.]

[Note: This MSBA/MASA model policy is drafted to be consistent for all grade levels. However, local school districts may vary the meal charge policy for elementary, middle, and high schools.]

[Note: School districts must follow appropriate debt collection practices when attempting to recover unpaid meal charges.]

I. PURPOSE

The purpose of this policy is to ensure that students receive healthy and nutritious meals through the school district’s nutrition program and that school district employees, families, and students have a shared understanding of expectations regarding meal charges. The policy seeks to allow students to receive the nutrition they need to stay focused during the school day and minimize identification of students with insufficient funds to pay for school meals as well as to maintain the financial integrity of the school nutrition program.

II. PAYMENT OF MEALS

[Note: Payment systems and procedures will likely vary from school district to school district. The school district should select one of the following options and delete the remaining options.]

[OPTION 3: *Insert a school district-specific process for payment of meals.*]

Possible wording as suggested by LH:

As a result of lunch account debts not paid by students’ parents or guardians, Yellow Medicine East School District will not penalize students through the use of meal substitution (example: alternative meal, brown bag lunch, etc).

The Yellow Medicine East School District will use the following strategies to encourage and promote parents and guardians to keep lunch accounts current:

- Free and Reduced Lunch Applications will be provided to all households prior to the start of each school year.
- Free and Reduced Lunch Applications will be provided to all newly registered students upon enrolling in the Yellow Medicine East School District.
- Food Service Director will communicate with families on a regular basis.
- Food Service Director will communicate with school social workers to identify families that may need assistance in completing the forms.
- All a la carte items must be prepaid.
- Elementary students who have an outstanding lunch account balance of XXX will not receive their teacher assignment letters in the summer via US Mail. Parents and or guardians will need to pick the assignment letters up in the school office.
- Middle School and High School students who have an outstanding lunch account balance of XXX will not...

B. If the school district receives school lunch aid under Minn. Stat. § 124D.111, it must make lunch available without charge to all participating students who qualify for free or reduced-price meals regardless of account balance.

C. A student with an outstanding meal charge debt will be allowed to purchase a meal if the student pays for the meal when it is received.

D. The school district may provide an alternate meal that meets federal and state requirements to a student who does not have sufficient funds in the student’s account or cannot pay cash for a meal. The school district will accommodate special dietary needs with respect to alternate meals. The cost of the alternative meal (*insert amount*) will be charged to the student’s account or otherwise charged to the student.

E. When a student has a negative account balance, the student will not be allowed to charge a snack or ala’ carte item.

F. If a parent or guardian chooses to send in one payment that is to be divided between sibling accounts, the parent or guardian must specify how the funds are to be distributed to the students’ accounts. Funds may not be transferred between sibling accounts unless written permission is received from the parent or guardian.

III. LOW OR NEGATIVE ACCOUNT BALANCES – NOTIFICATION

A. The school district will make reasonable efforts to notify families when meal account balances are low or fall below zero.

B. Families will be notified of an outstanding negative balance once the negative balance reaches \$[10.00]. Families will be notified by JMC Parent Portal correspondence or United States Postal Service when no electronic address is provided by the family.

C. Reminders for payment of outstanding student meal balances will not be provided to the student(s) in an effort to avoid demeaning or stigmatizing any student participating in the school lunch program.

IV. UNPAID MEAL CHARGES

A. The school district will make reasonable efforts to communicate with families to resolve the matter of unpaid charges. Where appropriate, families may be encouraged to apply for free and reduced-price meals for their children.

B. The school district will make reasonable efforts to collect unpaid meal charges classified as delinquent debt. Unpaid meal charges are designated as delinquent debt when payment is overdue, the debt is considered collectable, and efforts are being made to collect it.

C. Negative balances of more than \$50.00, not paid prior to *end of the school year*, will be turned over to the superintendent or superintendent's designee for collection. Collection options may include, but are not limited to, use of collection agencies, claims in the conciliation court, or any other legal method permitted by law.

D. The school district may not enlist the assistance of non-school district employees, such as volunteers, to engage in debt collection efforts.

V. COMMUNICATION OF POLICY

A. This policy and any pertinent supporting information shall be provided in writing by inclusion in the student handbook to:

1. all households at the start of each school year;

2. students and families who transfer into the school district, at the time of enrollment; and

3. all school district personnel who are responsible for enforcing this policy.

B. The school district may post the policy on the school district's website, in addition to providing the required written notification described above.

Legal References: Minn. Stat. § 124D.111, Subd. 4

42 U.S.C. § 1751 *et seq.* (Healthy and Hunger-Free Kids Act)

7 C.F.R. § 210 *et seq.* (School Lunch Program Regulations)

7 C.F.R. § 220.8 (School Breakfast Program Regulations)

USDA Policy Memorandum SP 46-2016, Unpaid Meal Charges:
Local Meal Charge Policies (2016)

USDA Policy Memorandum SP 47-2016, Unpaid Meal Charges:
Clarification on Collection of Delinquent Meal Payments (2016)

USDA Policy Memorandum SP 23-2017, Unpaid Meal Charges:
Guidance and Q&A

Discussion:

- Members agree that students should not suffer due to parental decisions.
- Free breakfast for Pre-K through grade 3 with grades 4 and 5 F/R recipients also receiving free breakfast
- Thoughts on Second Chance Breakfast - a break during the school morning time where student could eat if they missed breakfast (most commonly with secondary school)
- Committee chose Option 3 and will have the YME practices entered into the policy.
- The policy update will be presented to the board of education at the November meeting.
- F/R applications to be made available at Parent Teacher Conferences with information about how the completion of the forms assists the school in other areas.
- Discussion - Direction - as a follow-up of the Food Service Committee meeting the offering of an Ala Carte will be discussed at the November board meeting. Ala Carte will be a cash bar. Hot served meal are eligible for the F/R qualifiers. Details including additional equipment and staffing are yet to be determined.
- Free and Reduced limitation on seconds was discussed

Action - Get information on meal collection, collection information and over-due collection entered into the policy

1:1 Technology Committee
October 17, 2017

Present: Lisa Hansen, Amanda Lecy, Leanne Carmany, Beth Jahn, Ryan Luft, Jeremy Corner, Theresa Lightfoot and Rick Clark

Background: Yellow Medicine East has undertaken a goal of providing a computer device to each student in grades First through 12th by the year 2018. The device of choice is the Chromebook for grades Fourth through 12th grade and iPads for students in grades First through Third.

Tasks that require attention (in no order):

1. Purchase of second half of 1:1 devices - This will provide one device for each student in grades First through 12.
2. Purchase or develop curriculum that will support state of Minnesota academic standards and assist to improve MCA scores at Yellow Medicine East
3. Determine how teachers will investigate curriculum supports and integrate technological supports in their classrooms.
4. Develop policies, practices and guidelines for student assignment and responsibilities.
5. Develop a repair/replace policy
6. Develop a strategic plan for technology at YME.
7. Develop philosophy for students/families that do not have connectivity
8. Develop a recommendation for continuation of SW/WC personnel or employ a YME Tech Department.
9. Other issues that may arise.

Members considered the following questions, with inputs recorded for each of the seven (7) items:

Why Does YME want technology for ALL students?

Differentiated Teaching	Society Target	Open Enrollment
Equalizer	Facilitate Learning	Enthusiasm
Tool for life	Build trust with Tech	
Help students to investigate valid and reliable information and support reality		

How do we want technology to assist in YME student Learning?

Build creativity	Help special needs	Self Paced Materials
Leveled materials	Reduce administration time	Collaboration
Increase student learning time	Microsoft Suite/Google/CAD	
Research through online forums		

How do we use technology when some student do not have connectivity at home?

Ask the right questions	Some will not answer	Town/Country living
E days	Develop plan B	

Do families have to pay for damaged devices?

District pays

Self Insurance

Outside insurance

Sliding scales

Does YME need to keep printed materials in our studies?

Outages

Research says

Reduction in consumables

What tech skills are needed for YME students to utilize device safely, accurately and regularly?

MicroSoft Suite

CAD

Integration Skills

Problem Solving

Integration

Substitute Instruction

Citizenship

Privacy Issues

How do we deal with student who do not have charged devices or forget devices?

Electrical supply

Discipline/Grade

Backup units

Bring your own devices

No Backpack rule

Device accounting for repairs and replacements

Items that require solutions or answers

- Strategic Goals
- Prioritization
- Survey of: Staff, Students, Parents, others
- Permission to fail
- Visitation to schools that have implemented
- Gather Information
- Tech Tuesday/Working Wednesday (Teacher Lead)
- Integrationist

[HOME](#)[NEWS](#)[RESOURCES](#)[AWARDS](#)[ABOUT](#)[CONTACT](#)

FUNDING STUDENT NEEDS

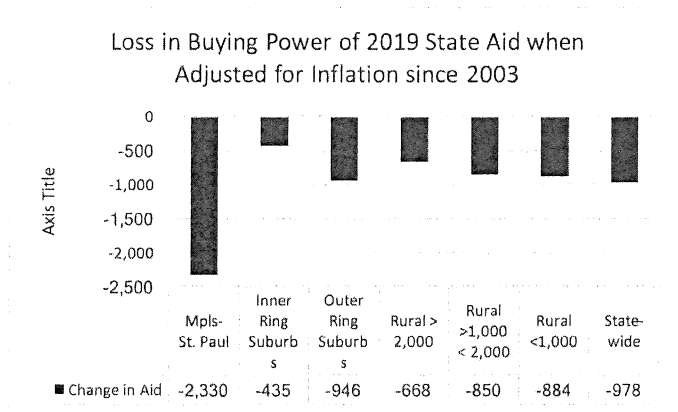
State Aid Buying Power Erodes for Minnesota Schools

OCTOBER 22, 2017

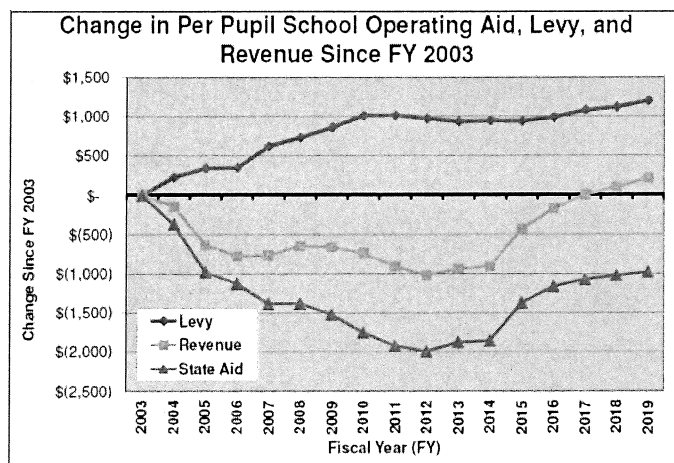
Minnesota school districts of all sizes lost buying power in state aid since 2003 when adjusted for inflation, according to an MREA analysis released today of the Northstar Institute's School Revenue Trends Report. Greater Minnesota districts on average lost between \$668 for districts greater than 2,000 students to \$884 for districts with fewer than 1,000 students.

The analysis accounts for inflation and uses the Minnesota Department of Education's Tiers of districts.

Schools have never caught up to the freezes in state aid between 2004-2012. Minneapolis and St. Paul also experienced changes in formulas that negatively impacted their total state aid during that same time. When averaged by Tiers, all districts in all Tiers lost buying power as can be seen in this chart.

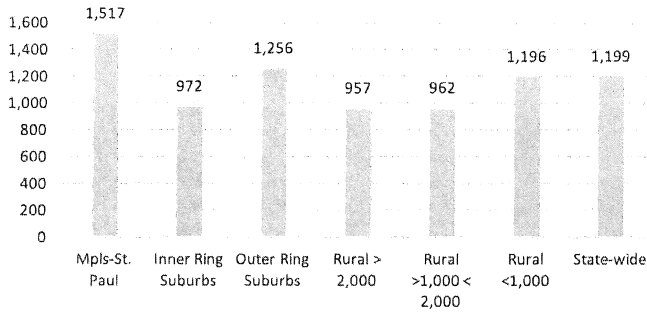


The overall state picture looks like this throughout the 2003-2019 time period, as reported by Northstar Institute in fall 2017.



Districts of all sizes have had increases in local levies, the largest increases being in the core cities and the outer ring suburbs. The largest portion of local levies are operating referendum levies. As of FY 2017, the district median operating referendum (including Local Operating Referendum and Board Authorized Referendum Revenue) was \$930 per pupil.

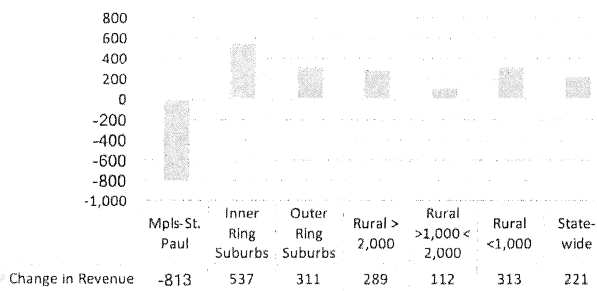
Increases in Local General Fund Levies since 2003 Adjusted for Inflation



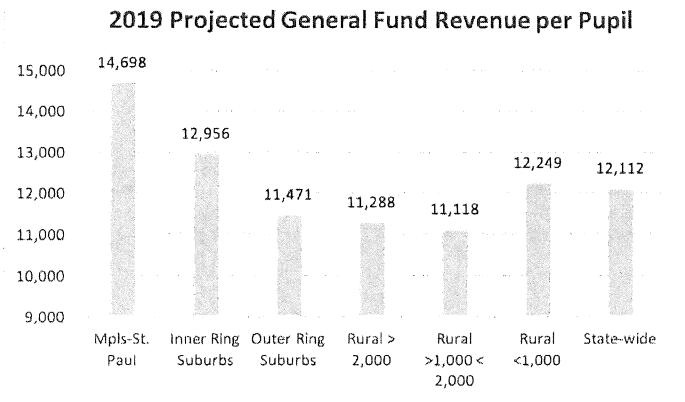
The combination of losses in state aid buying power and increases in levies has brought all districts except Minneapolis and St. Paul small real increases in their buying power.

The largest is in the Inner Ring Suburbs that experienced a 4.3 percent increase over 16 years or 0.27 percent per year. The smallest are Greater Minnesota school districts with between 1,000 and 2,000 students, which saw a 1.01 percent over 16 years or an infinitesimal 0.06% percent per year increase.

Net Change in Total Revenue per Pupil from 2003 to 2019 when Adjusted for Inflation



As a result, here is where Minnesota school districts find themselves facing their budget building season for the 2018-19 school year—exclusive of the 48 district seeking operating referendum renewals or increases.



This analysis is done by school district averages using MDE’s Tier analysis of districts and affect 100,000’s of thousands of Minnesota’s children as can be seen in the chart below on the numbers of school districts and students in each Tier.

Tier	Region Description	Number of Districts	Number of Children (APU)
1	Urban Center	2	73,176
2	Inner Ring Suburbs	13	87,923
3	Outer ring suburbs	34	265,053
4	Rural > 2,000	42	185,112
5	Rural 1,001-1,999	82	95,796
6	Rural < 1,000	172	86,283
	State Totals	335	845,255

School leaders are free to use these charts and information as long as they credit the Northstar Institute and MREA. The Northstar Report has information for each school district.


[View article on key findings.](#)

[View full report.](#)

With PDF Professional or the free Snipping Tool, school districts can extract the charts and information to shared. Should you want MREA to do that for you, send your request to info@mreavoice.org.

MREA partnered with the Northstar Institute and author Jeff VanWychen for this important and informative analysis and report.

[f Share](#) [T](#) Tweet [G+ Share](#)



GET INVOLVED



A Proposal For
External Vulnerability Scanning

Prepared For
LCTN / Little Crow Telemedia Network

+

MRUED

Date: 9/25/2017

A proposal to provide professional External Vulnerability Scanning Services to:

- *Identify vulnerabilities for public facing services/systems. Operating system vulnerabilities, application version, certificate configuration, etc.*
- *Enumeration provides a record of open ports. This lends itself to firewall change control, and auditing evidence.*
- *The final objective is to successfully integrate these results into the vulnerability management program.*



This Proposal Was Prepared By

Steve Marsden, Account Manager
952-467-6388
smarsden@frsecure.com

Kevin Orth, Senior Solutions Architect
952-467-6381
korth@frsecure.com

Statement of Work

The information contained within this document is a proposal and formal statement of work, if accepted by LCTN / Little Crow Telemedia Network by execution of this document.

Project Overview

Client Name	LCTN / Little Crow Telemedia Network
Project Name	External Vulnerability Scanning
Engagement Duration	TBD
Begin Date	TBD
End Date	TBD

Description

LCTN has expressed an interest in External vulnerability scanning for member schools. This proposal is specific to External Vulnerability Scanning, however FRSecure offers many other information security services, should member schools have other needs. Some of these include:

- Penetration Testing
- COPPA/FERPA Security Compliance
- PCI Compliance
- Internal Vulnerability Assessment
- Full Information Security Assessment
- vCISO - Outsourced/Fractional CISO
- Information security consulting
- Security policy - Templates and Writing

CONFIDENTIAL INFORMATION This document may contain information that is privileged, confidential or otherwise protected from disclosure. Dissemination, distribution or copying of this document or the information herein is prohibited without prior permission of FRSecure.



Objectives

A proposal to provide professional External Vulnerability Scanning Services to:

- *Identify vulnerabilities for public facing services/systems. Operating system vulnerabilities, application version, certificate configuration, etc.*
- *Enumeration provides a record of open ports. This lends itself to firewall change control, and auditing evidence.*
- *The final objective is to successfully integrate these results into the vulnerability management program.*

Approach and Process

FISA External Technical Controls Assessment Statement of Work

The intended scope for the FISA™ External Network Security Controls Assessment is the entire organization's (or enterprise) externally facing network.

Technical Controls (External) – This covers how effective your organization is at keeping the bad guys out of your network.

The FISA™ process is simple and efficient. We understand that our clients have other work to do, so the process needs to be focused and time-sensitive. Each phase of the FISA™ is slightly different in the manner that information is gathered and assessed.

The primary objective of the External Network Assessment and testing exercise is to identify significant vulnerabilities that pose a risk of unauthorized information disclosure, alteration, and/or destruction through publicly accessible* information resources.

*Publicly accessible is defined as those resources which are purposefully or accidentally made available through the Internet.

The External Network Assessment consists of a five phase process; reconnaissance/discovery, enumeration, vulnerability identification, vulnerability verification, and analysis.

Reconnaissance/Discovery

The Reconnaissance/Discovery phase of testing is meant to identify publicly available information that the organization may, or may not know about. At a minimum, the Reconnaissance/Discovery phase of testing consists of:

- Internet Searches
- Google Hacking
- Social Media Search and Discovery
- Whois/Nslookup/Ipwhois

Enumeration

The purpose of the enumeration phase of testing consists of the identification of all hosts, and a determination of how each host will be tested for vulnerabilities.

Vulnerability Identification

Hosts are tested for well-known and some zero-day vulnerabilities. Vulnerabilities in configurations, operating system versions, and application versions are identified.

CONFIDENTIAL INFORMATION This document may contain information that is privileged, confidential or otherwise protected from disclosure. Dissemination, distribution or copying of this document or the information herein is prohibited without prior permission of FRSecur.



Vulnerability Verification

The vulnerabilities that were previously identified are subjected to further testing to ensure accuracy and impact.

Analysis

Vulnerabilities are assessed for the likelihood of compromise and impact to the organization. Furthermore, vulnerabilities are ranked according to severity and recommendations for remediation are documented.

The FISA™ External Technical Controls are assessed through:

1. Documentation review
2. Interviews with the FRSecure Analyst
3. Observations made by the FRSecure Analyst
4. Tool and manual testing conducted by the FRSecure Analyst

FISA Statement of Work

The FRSecure Information Security Assessment is the most objective and comprehensive measurement of information security risk available in the market. The information contained within this document is a proposal and a formal statement of work.

Engagement Summary

The purpose of this engagement is to understand and qualify the information security risks that are present within the organization. A secondary purpose is to create a FISASCORE™ that can be used to communicate the level of information security risk to interested third-parties (customers, stakeholders, auditors, regulators, et al.).

More information about the FISASCORE™ is available in the FISASCORE™ section of this statement of work.

The FRSecure Information Security Assessment will follow the standards as noted in the ISO/IEC 27002:2013 international standard, and the NIST Cybersecurity Framework (CSF).

Full FISA™ Scope

The intended scope for the FISA™ is the entire organization (or enterprise). Information security is a very broad topic. In order to simplify, and at the same time ensure comprehensiveness, the FISA™ is segmented into four (4) phases.

The four phases of a FISA™ are:

- **Phase 1: Administrative Controls** – The “people” part of security, including risk management, security governance, policies, standards, training and employee awareness.
- **Phase 2: Physical Controls** – How much does your anti-virus protection mean to you if someone steals your server? Physical controls are an essential and often overlooked part of your security strategy.
- **Phase 3: Technical Controls (Internal)** – We affectionately call this “the gooey center”. Most organizations do a pretty good job at securing the technical perimeter (firewalls, intrusion detection, etc.), but sometime neglect the controls that are essential for an effective defense-in-depth strategy.
- **Phase 4: Technical Controls (External)** – This category covers how effective your organization is at keeping the bad guys out of your network.

The FISA™ process is simple and efficient. We understand that our clients have other work to do, so the process needs to be focused and time-sensitive. Each phase of the FISA™ is slightly different in the manner that information is gathered and assessed.

CONFIDENTIAL INFORMATION This document may contain information that is privileged, confidential or otherwise protected by our disclosure. Dissemination, distribution or copying of this document or the information herein is prohibited without prior permission of FRSecure.



FRSecure will assist LCTN / Little Crow Telemedia Network in developing information security policies.

FRSecure will:

- Assign a point person as the writer and coach for the policy project
- Meet with the LCTN / Little Crow Telemedia Network project contact weekly or on a schedule determined by the project management teams from both organizations.
- Join the LCTN / Little Crow Telemedia Network project contact via Webinar, provide screen sharing, and work through one policy at a time. It is assumed we will get through 1-3 policies per meeting.
- On the webinar the FRSecure project lead will ask questions and guide the conversation through the entire policy, making edits and adjustments as they discuss.
- Provide the DRAFT completed policy at the end of the webinar.
- If LCTN / Little Crow Telemedia Network has existing policies we will use those. Or if preferred FRSecure will use our template set of policies and will follow our policy map. This must be determined at the beginning of the project.

LCTN / Little Crow Telemedia Network Responsibilities:

- Provide a single point of contact.
- That contact is expected to be familiar (have read) each policy before the webinar.
- That contact must be authorized to make policies decisions. These are draft policies, so they are not approved at this point.
- LCTN / Little Crow Telemedia Network is responsible for approving the drafts, making further edits, discussing the policies in their security committee, and ultimately adoption.

Possible list of policies that may be deliverables include:

- Enterprise Information Security Policy
- Information Classification & Handling
- Asset Management
- Identity and Access Management
- Acceptable Use
- Incident Management
- Security Training & Awareness
- Auditing
- Change Control
- Disaster Recovery
- Encryption Management
- Network Management
- Personnel Security
- Physical Security

CONFIDENTIAL INFORMATION This document may contain information that is privileged, confidential or otherwise protected from disclosure. Dissemination, distribution or copying of this document or the information herein is prohibited without prior permission of FRSecure.



- Privacy (Customer)
- Risk Management
- System Development & Acceptance
- Vendor Management
- Vulnerability Management
- Other supporting documentation

FRSecure will provide available templates that support the policies above

Project Constraints

19 schools

2 Class C external - Average 10-20 external IPs per school

Project Management Approach

FRSecure's Project Manager and Lead Analyst roles are ultimately responsible for the overall success of the engagement. We strive for 100% customer satisfaction, and you will be given the opportunity to provide feedback on the engagement.

Every engagement begins with a kick-off meeting or kick-off call. During the kick-off call:

- Introductions are made between the FRSecure and LCN / Little Crow Telemedia Network team members.
- The proposal/statement of work is reviewed by all team members for completeness and expectation-setting.
- The Phases of the project are discussed and exceptions are agreed upon.
- Communications protocols are set and agreed upon
- Next steps are defined and the project begins.

Assumptions

FRSecure will provide all of the materials required for the completion of this engagement. FRSecure will rely upon experience, testing, observation, and interviews with LCN / Little Crow Telemedia Network employees to assess the completeness and effectiveness of LCN / Little Crow Telemedia Network's information security program. FRSecure will follow all guidance provided by the previously referenced standards for the completion of the work.

The FRSecure information security analyst will review a variety of information including, but not necessarily limited to prior working papers, reviews and current LCN / Little Crow Telemedia Network diagrams, policies, processes, and procedures.

Assessments that have been conducted follow the standards as noted in the National Institute of Standards in Technology Cybersecurity Framework (NIST CSF), ISO/IEC 27002:2013 international standard, Center for Internet Security (CIS) Controls, & NIST Special Publication 800-53 (NIST SP 800-53).

Project Investment and Payment Terms

CONFIDENTIAL INFORMATION This document may contain information that is privileged, confidential or otherwise protected from disclosure. Dissemination, distribution or copying of this document or the information herein is prohibited without prior permission of FRSecure.



Name	Price	QTY	Subtotal
External Vulnerability Assessment	\$13,800	1	\$13,800

- Includes:
- FISASCOPE
 - All phases of the external vulnerability assessment
 - Assessment of all external IPs in the member school IP range

Total \$13,800
LCTN + MRVED

months

months

- _____ 5% discount for two scans in 12
- _____ 10% discount for three scans in 24

Initials:

Additional Options on a Per District Basis

Name	Price	QTY	Subtotal
Internal Vulnerability Assessment			
Includes:			
- Security Architecture Review of the internal network			
- Vulnerability scanning of the internal network			
- FISASCOPE			
Up to 500 internal devices	\$6,000.00	1	\$6,000.00
Up to 1000 internal devices	\$7,500.00	1	\$7,500.00
Up to 3000 internal devices	\$10,000.00	1	\$10,000.00

CONFIDENTIAL INFORMATION This document may contain information that is privileged, confidential or otherwise protected from disclosure. Dissemination, distribution, a copying of this document or the information herein is prohibited without prior permission of FRSecure.



Full FISA

Includes:

- Administrative Security Controls Assessment
- Physical Security Controls Assessment
- Internal IT Security Controls Assessment
- External IT Security Controls Assessment
- FISASCORE
- FISA Action Plan

With FISA Roadmap	\$22,500.00	1	\$22,500.00
Without FISA Roadmap	\$18,500.00	1	\$18,500.00

Policy Review, Coaching and Writing

Review and Coaching - Including Template Policies	\$4,200.00	1	\$4,200.00
Includes up to 24 policies			
Review, Coaching and Writing - Including Template Policies	\$10,500.00	1	\$10,500.00
Includes up to 24 policies			

This proposal & statement of work is valid for 30 days.

Practice Lead

Technical Services Practice Lead

STEFAN DORN
5909 Baker Road, Suite 500, Minnetonka, MN 55345
[linkedin.com/in/stefandornmn](https://www.linkedin.com/in/stefandornmn)
sdorn@fsecure.com
(952) 777-3108

CONFIDENTIAL INFORMATION This document may contain information that is privileged, confidential or otherwise protected from disclosure. Dissemination, distribution or copying of this document or the information herein is prohibited without prior permission of FSecure.



Yellow Medicine East, ISD 2190

ISD 2190 – BOARD OF DIRECTORS’ AGENDA ANALYSIS

AGENDA ITEM: 9.1
MEETING DATE: November 13, 2017
SUBJECT: Designate Indian Education Representative

BOARD ACTION

Required X
Information
Scheduled Report

BACKGROUND/RATIONALE

The board was introduced to the federal requirement to have a designated board member to serve in the capacity of Indian Education Representative. This representative member will be attending, yet to be scheduled, meetings with the Indian Education Committee as well as representative to the Board of Trustees meetings from time to time.

PRESENTER (S)

COMMITTEE

Newly created Indian Education Committee

SUPERINTENDENT RECOMMENDATION



Yellow Medicine East, ISD 2190

ISD 2190 – BOARD OF DIRECTORS’ AGENDA ANALYSIS

AGENDA ITEM: 9.2
MEETING DATE: November 13, 2017
SUBJECT: Discussion – Superintendent Search – Who will do the search?

BOARD ACTION

Required
Information X
Scheduled Report

BACKGROUND/RATIONALE

The board will discuss the options involved with the process of executive/superintendent search. The board will give preliminary direction to the use of: in-house search and preliminary review of candidate applications as well as determining the timeline for this search.

PRESENTER (S)

COMMITTEE

Full Board of Education

SUPERINTENDENT RECOMMENDATION



Yellow Medicine East, ISD 2190

ISD 2190 – BOARD OF DIRECTORS' AGENDA ANALYSIS

AGENDA ITEM: 10.1 and 10.2
MEETING DATE: November 13, 2017
SUBJECT: Audit report for Fiscal Year Ending June 30, 2017

BOARD ACTION

Required X
Information
Scheduled Report

BACKGROUND/RATIONALE

Law requires this annual audit.

The presentation is scheduled for 6:15 pm so as to allow the Hoffman & Brobst staff to attend the board meeting at RCW for their presentation.

PRESENTER (S)

Representatives of Hoffman & Brobst, PLLP

COMMITTEE

Board of Education

SUPERINTENDENT RECOMMENDATION

Following the presentation of audit findings it is recommended to approve the audit findings for the Fiscal Year Ending on June 30, 2017.



Yellow Medicine East, ISD 2190

ISD 2190 – BOARD OF DIRECTORS’ AGENDA ANALYSIS

AGENDA ITEM: 10.3
MEETING DATE: November 13, 2017
SUBJECT: Food Service Collection Policy – Change collection notice to \$25.00
 Also, Discussion of Food Service Committee Meeting

BOARD ACTION
 Required
 Information
 Scheduled Report

X

BACKGROUND/RATIONALE

A recommendation from the Food Service Director to change the family notification of deficiency from \$10.00 per family to \$25.00. This recommendation is forwarded for board of education consideration to amend its current policy of notification AND elevated contact efforts at \$25.00. The collection service limit would remain at minus \$50.00 at the end of the year.

PRESENTER (S)

COMMITTEE

SUPERINTENDENT RECOMMENDATION

Recommend support of the change to minus \$25.00.

Yellow Medicine East School District
Food & Nutrition Services

TITLE: Meal Charging Policy

POLICY: It is the policy of the Yellow Medicine East School District to provide nutritious meals to students, staff and visitors. To effectively manage the accounting and assure payment of meals, family account balances must be maintained with a positive balance. The following procedure will be followed consistently for all food service accounts.

PROCEDURE:

1. Food service family account low balance amount is ~~\$10~~ \$25.
2. When accounts fall below ~~\$10~~ \$25 the Food Service Department will send out or email a low balance notice, at which time payment should be made to keep the account in a positive status.
3. Negative account balances that remain for 30 days with no payment or response made will be contacted by telephone by a school designee and reminded of the households' responsibility to pay for their children's meals. The school social worker will also be notified to contact the household.
4. Negative account balances over \$50 that remain for 60 days will be turned over to:

Advantage Collection Professionals, Inc.

495 2nd Avenue SE
PO Box 353
Cambridge, MN 55008
Phone: 763-689-1500 - Fax: 763-689-5393

Reminder: Applications for Meal Benefits are sent out to all households with the annual school packet. Please fill out and return your application as soon as possible; your family may qualify for free or reduced school meals. Applications for Meal Benefits may be obtained anytime during the school year by contacting the school offices, food service office, or by visiting the school website www.isd2190.org. A new application is required each year, even if you have qualified in previous years.

Policy Updated: 8/14/2012
11/13/2017

Food Service Committee Agenda

Wednesday, October 4, 2017 - 5:00 pm YME Board Room # 113 - East Wing - MS/HS Building

Committee Members: Leanne Carmany, Rick Clark, Melanie Gabbert-Gatchell, Lisa Hansen, Kelly Kruger, Marlys Lacroix, Becky Leiseth, Ryan Luft, Sonja Pederson, Steve Petrich, Sharon Rupp, Virginia Wilson, Dawn Rupp, Jenna Luepke -Abel Chaparro, Kennedy LeBlanc,

What do we think we know about food service?

What do we know about YME Food Service?

What do we want YME Food Service to be?

Members should attempt to answer these questions prior to the meeting. The difference between the first and second question is the first question "what do we think about food service" is an opinion based on what we have heard about the program. The second question asks "what do we know about the program?"

The meeting will include: Introductions to include what each member wants to accomplish.

Answer the three questions above.

Determine how to get answers to those questions.

Determine meeting schedule, location(s) and time.

Other discussions.

Following introductions the members were polled on the following questions (Bold).

What do I hear about YME Meals?

- Not enough food
- Changes are taking place this year (2 times)
- Not enough room in either lunch room
- Variety is not present
- Students like the nuggets but not enough of them

What Do I know as a fact?

- Better this year
- Federal and State reimbursement rate is more than what is charged for full payment
- Not everyone uses lunch
- Line wait is too long
- Not enough room in the cafeteria
- Eating time approximately 20 minutes (period is 36 + 4 minute pass)
- Elementary time is lengthened due to slow decisions
- Need more equipment
- New Director

- Need signage
- End of year balance is too negative
- New food supplier - Rhinehart
- Open lunch
- Cost of meals
- Social Time

What do I want for food service?

- Signage - permission to return for fruits and salad bar
- Fingerprint scanner to eliminate the need for meal tickets
- More information on the Free and Reduced meal applications
 - Didn't know that all should fill it out
 - Thought I was not eligible
 - Didn't know it helped school in other areas too.
- Brighten up the cafeterias with paint and posters
- Want more room
- More staffing - three less workers than before
- Ala carte (cash bar)
- Like the flavor bar
- Food needs more visual appeal

What can YME Control?

- Food Policy - Open/Closed Lunch
- The number of kitchen staff
- Equipment - moisture in warmers/server cabinets
- 2nd kitchen
- Composting

This information will be shared with the board of education.

Action Items:

Paint the cafeterias (The custodial staff will be taking vacation during the MEA weekend. Will put this on the Christmas break schedule)

Determine what signage is needed and purchase/place them

Purchase fruit/salad bar

Please email me at rclark@isd2910.org with any corrections, comments or clarifications.

Rick Clark



Yellow Medicine East, ISD 2190

ISD 2190 – BOARD OF DIRECTORS' AGENDA ANALYSIS

AGENDA ITEM: 10.4
MEETING DATE: November 13, 2017
SUBJECT: Offer to Accept Property at 535 9th Avenue, Granite Falls

BOARD ACTION

Required
Information X
Scheduled Report

BACKGROUND/RATIONALE

Contact from the Granite Falls City Administrator as to the interest of the school to accept the property located across the street from the football field - 535 9th Street. The property owners are looking to a third party to take possession of this property. This property would not be of sufficient quality to improve and would most likely be a candidate for demolition and removal.

PRESENTER (S)

Superintendent Clark

COMMITTEE

SUPERINTENDENT RECOMMENDATION

The acceptance of this property is not recommended.



Yellow Medicine East, ISD 2190

ISD 2190 – BOARD OF DIRECTORS’ AGENDA ANALYSIS

AGENDA ITEM: 10.5
MEETING DATE: November 13, 2017
SUBJECT: Amend Budget – Handicapped accessibility

BOARD ACTION

Required X
Information
Scheduled Report

BACKGROUND/RATIONALE

The high school library is not handicapped accessible and requires that accessibility.

PRESENTER (S)

Dr. Clark

COMMITTEE

SUPERINTENDENT RECOMMENDATION

Recommend support of this budget amendment.

Tue, Oct 17, 2017 at 12:58 PM

Mark Johnson <mark@assuredsecurityinc.com>

To: Rick Clark <rclark@isd2190.org>

Thank you Rick.

Based upon the pictures provided and our brief phone conversation, the estimated cost would be \$6,500.00 to install a low energy door operator and convert the exit device on one door of the pair to be activated by wall switches on either side of the door. You would need an electrician to provide 110/120VAC wiring and connection to the power supply and operator.

Please feel free to contact me at your convenience if I can be of further help.

Best regards,
Mark

Mark D. Johnson, CPL, PLT



965 North Highway 169
Plymouth, MN. 55441
Office: 763-541-5366 x101
Direct: 763-231-7991
Fax: 763-541-4718

Locksmiths ~ Doors & frames ~ Handicap doors ~ Electronic access control ~ CCTV ~ Alarms ~ Since 1989

[Quoted text hidden]

[Quoted text hidden]

NOTICE OF CONFIDENTIALITY

The information in this communication is proprietary and strictly confidential. It is intended solely for the use of the individual or entity named above. If the reader of this message is not the intended recipient, or the employee or agent responsible to deliver it to the intended recipient, any dissemination, distribution, copying or other use of the information contained in this communication is strictly prohibited. If you have received this communication in error, please first notify the sender immediately and then delete this communication from all data storage devices and destroy all hard copies. Finally, the recipient should check this email and any attachments for the presence of viruses. Yellow Medicine East accepts no liability for any damage caused by any virus transmitted by this email.

Rick Clark <rclark@isd2190.org>

Tue, Oct 17, 2017 at 2:43 PM

To: Mark Johnson <mark@assuredsecurityinc.com>

Thank you Mark

I will be putting this purchase on the November 13, 2017 board of education agenda for approval. Upon approval I will contact you for purchase and installation. We will provide the electrical connectivity upon receipt of your specifications.

Dr. Rick Clark
Superintendent of Schools
ISD #2190
Phone - 320-564-4081
Fax - 320-564-4781
email - rclark@isd2190.org
cell-320-522-2553

Confidentiality Notice: This e-mail message, including any attachments, is for the sole use of the intended recipient(s) and may contain privileged and confidential information. Any unauthorized review, use, disclosure or distribution is prohibited. Be cautious when forwarding this email, and only do so if deemed professionally necessary and appropriate. If you are not the intended recipient, please contact the sender by reply e-mail and destroy all copies of the original message.

[Quoted text hidden]

October 13, 2017

Ryan Luft
Yellow Medicine East
450 9th Avenue
Granite Falls, MN 56241

Mr. Luft,

Zach and I would like to bring back the printed school newspaper, East Side Stories. We'd be willing to be unpaid advisors for this endeavor. Earlier this week, we stopped at the Advocate-Tribune and found that to print 400 copies it would cost \$230.00. This is for a 4-page, folded section with color on the front and back, roughly the size of the Star Advisor.

I contacted LeeAnn Boushek and was told that a budget no longer exists for the newspaper, but I do believe that we could secure funding, through business advertisements or sponsorships, to publish a newspaper every 6 weeks, or three times a semester. Papers, when printed, would be available during advisory time.

Zach and I would be the advisors and editors. As such, we would decide what goes in the newspaper, where it goes and who writes what. We would also approve any pictures and graphics that would go into the paper. For Adv-Trib to print our copies, they require a .pdf of the newspaper emailed to them. Zach, being better at technology than I am, would design the template and layouts of the printed-paper, logos, build ads, etc. This can easily be done on a Word Document.

We will secure writers for the newspaper articles. These can be students who volunteer, staff members or coaches who wish to submit articles. We could write and highlight a variety of subjects: school activities, athletics, school news, highlighting student work, staff members, student life, and field trips, as well as including occasional comics, student polls/surveys, humorous articles, etc.

Photos can easily come from the students and staff. Tammy Isfeld has an Introduction to Photography class (what better place to highlight their work?), yearbook has student photographers, and staff members take photos while on field trips...

As a district, reading is our focus. Within our building, writing is our emphasis. We feel that a newspaper can create a platform to not only brag up everything we do here, it also puts to practice many skills learned. It epitomizes writing for a purpose and an audience

We have talked with a few students and staff members and it seems as if the interest to get a newspaper going again is there.

What will the students learn/do:

- more about the various activities happening within our building
- reinforce the real-life skills of interviewing, writing, deadlines, organization, honesty and integrity
- introduce the students to the possibility of media, advertising, journalism
- strengthen their writing skills
- offer the students the opportunity to talk to, through interviewing, others in a meaningful, productive way
- expand students leadership skills by completing the process to get the newspaper done

It is our hope that you will consider this and approve our proposal. With funding secured through outside advertisers, it won't cost any district funds for the newspaper to be created again. Feel free to contact Zach or myself if you have any questions. Thanks for the consideration.

If the proposal is approved – this will be the process.

- 1) Meet with newspaper staff to determine the articles/news stories to write about, discuss upcoming events and activities, field or class trips, musicals, sporting events, extra-curriculars, students or staff to highlight, etc...
- 2) Assign students to certain tasks for photos, interviews and/or articles. Give them deadlines for rough drafts and final version to be submitted via email.
- 3) Build the layout of the newspaper.
- 4) Begin to copy and paste articles and photos into the layout. Determine if more articles or information is required to complete a finished product.
- 5) Proofread, proofread, proofread. Get final approval of newspaper.
- 6) Send approved .puff to the Advocate-Tribune to print.

Students have their say on their favorite new foods

Page 2

Fall sports come to a close & YME sees state action

Page 3

Art classes help brighten the school & community

Page 4

YME Sting News

450 9th Avenue, Granite Falls, MN 56241

Fall 2017

Volume 1/Edition 1

“The House” Up & Running

Do you know how fish can help plants grow? Do you know if it is possible for plants to grow without any soil? The answers to these, and many other questions, can be discovered in the new Yellow Medicine East Greenhouse. The idea of the greenhouse began as a wish, an idea and a dream; but thanks to a grant from the Bush Foundation, and donations from many other local and area businesses, it has become an awesome reality for the students of YME. After five years of meetings, careful planning, construction and much anticipation, a state-of-the-art agricultural and environmental science research facility is up and fully operational.

“The House” will be a multi-functional building that will provide a host of diverse learning opportunities for our students and community. Students will have the chances to advance their education in a hands on setting in areas such as aquaponics, hydroponics, soil testing, water testing, food plot development and propagation practices. Students will be learning and applying their education



Photo Credit: Jake Suter

Students measure plant growth in the greenhouse

in such areas as softwood cuttings, transplanting, and gardening practices.

Plans are also in place for providing our school lunch program with a variety of

school grown produce which can be used on campus. Look for continuing discussion of activities that occur in “The House” in each publication of the newspaper!

6th Grade PopSocket Fundraiser

Grip it! Prop it! Pop it! No, we’re not talking about the 1998 toy Bop It. We’re talking PopSockets. A simple plastic disc that attaches to your phone case that “pops” open to create a grip or stand. Created in 2012 out in Boulder, Colorado by David Barnett as a way to deal with the hassle of cords, the PopSocket has taken off in 2017. The handy phone accessory is a great way to keep a grip on your phone, prop it to watch a video, or even wrap your cables.

The sixth graders at Yellow Medicine East are using this popularity to their advantage. The students shared with Mrs. Hinz that they felt their classrooms were...

Jump to 3

Homecoming 2017

A new school year brings new opportunities for students at YME to celebrate homecoming. The week started off with students wearing their grade’s color and crowning a new king and queen at coronation. The student body chose Bryce Schmidt and Anna McCosh to represent the school in the festivities.

Tuesday had students dressing for a cause, many wearing their Team Liz t-shirts. A pep fest was held during advisory in which the Fall sports teams did battle in hungry human hippos. Football ultimately came out on top. In the evening, the volleyball team sadly fell to MACCRAY. A signed volleyball was raffled off with money going to the local food shelf. Ethan Fagen won the drawing. A bonfire put

on by the FFA was held after the game.

Wednesday saw students dressing up to go on vacation to their favorite destination. The main event of the evening was Powder Puff Football. Junior and senior girls took to the field to duke it out. It was close, but the speed of seniors Anne Clarke and Amanda Balfany were just too much. The seniors end up with the win at 8-0.

Thursday brought people of all ages to school. The junior high dressed as toddlers and seniors became senior citizens. A few teachers even broke out their old letterman jacket! The FFA fired up the grills and provided food during lunch. Our cross-country team competed in the afternoon at home out at the golf course.



Photo Credit: Gene Stukel

Homecoming Royalty 2017

Bringing the week to a close, Friday capped off homecoming with many exciting events. Students wore their sting gear to show support for the football game. A parade was held in the afternoon. Over a dozen floats representing sports, student organizations, and groups made their way downtown to greet the public who came

out for our school. The evening was closed with fans from both YME and Lakeview coming out to cheer on the football teams. YME held the Lakers and ended up with the win, 15-8. After the game, the FFA sponsored a dance out at Lee Mar Ranch that saw over 120 students attend. Food, music, dancing, and games finished off an exciting Homecoming Week.



Photo Credit: Darrell Refsland

FFA dance at Lee Mar Ranch

In the Announcements

Nickson Knapper wins Camden Conference Junior High Cross Country championship (10/17/17)

Anne Clarke competes in the Varsity Section Finals (10/17/17)

Mr. Lalim named Assistant Coach of the year in Section 6a for the second time (10/17/17)

Mr. Schulte to be inducted in the SDSU Sports Hall of Fame for his career successes as a pitcher for the Jackrabbits (10/5/17)

How do you feel about the changes to the lunch room?



Brylea Ruff-Mulligan

"I'm not a fan of the calzones."



David Prescott

"I like the flavor lab. Tex Mex is my favorite."



Bianica Johnson

"I don't like the long lines."



Victoria Ims

"Where da' ranch at?"

Staff Spotlight: Amy Engesser

School Psychologist

This edition's STAFF SPOTLIGHT is all about Amy Engesser. Amy was hired this year by the Minnesota Valley Cooperative Center. She is a school psychologist working in both YME and RCW. Amy's hometown is Silver Bay, Minnesota, where she graduated from high school in 1977 – Go MARINERS! Following high school she earned her Bachelors of Arts in Psychology. She worked at a residential treatment center for four years before going back to earn her Master's and Ed. Specialist Degree, both from the University of Wisconsin-Superior, who are the Yellowjackets. Coincidentally, their mascot looks a lot like our very own Sting mascot. Her daughter, Amber, and her 8-month old grandson, Colt, live in Cottonwood. They are the reason why Amy and her 2 dachshunds, Dixee Mae and Charlee Ann moved to this area.

Amy has been a lead singer in several bands and continues to solo at her church. She also loves to travel, read and spend time with family and friends. She has worked in 17 school districts in three states including Wisconsin, Minnesota and Florida. Pensacola Beach remains her happy place. While there, she volunteered with the USO for 4 years. She loves the North Shore, especially in the fall. Her footwear of choice is flip-flops – at least until the snow flies!

Amy has been a school psychologist for 28 years. School psychologists support other school staff and parents in meeting the unique needs of all students. Some of her responsibilities include: assisting teachers develop intervention plans for students with academic, behavioral or emotional challenges; working with teams to evaluate interventions and



suggest different ones, if needed; supporting school-wide behavior programs by being involved with PBIS; helping parents find resources to help their children in and out of school; counseling students and assessing students to develop individual plans to meet their academic needs.

She loves that the job is different every day and that she gets a chance to use her wide variety of developed skills. She loves seeing students succeed and develop into AWESOME adults. She feels fortunate to have several former students become friends as adults. She also feels blessed that she has chosen a

career that has made it easy for her to move any place she wants.

Because she wears so many hats, her days are very full. She is constantly switching gears so finding time to get everything done is a challenge.

Just a side note. School psychologists are in high demand because they are in short supply. If any students are looking for a career that offers variety and a great sense of self satisfaction, this is the career for you!

Welcome to YME, Ms. Engesser!

Student Polls & Surveys

Study Habits

If one movie title could describe your study habits, which one would you choose? (103 responses)

1. Rush Hour – 27 (26.2%)
2. Bring It On – 21 (20.4%)
3. Trainwreck – 21 (20.4%)
4. The A Team – 18 (17.5%)
5. Mission Impossible – 16 (15.5%)

New Lunch Options

Which of the new items on the lunch menu do you like the best? (103 responses)

1. Walking Taco – 31 (30.1%)
2. Haven't tried the new food – 23 (22.9%)
3. Chicken Drumstick – 16 (15.5%)
4. Mac & Cheese – 12 (11.7%)
5. Boneless Chicken Wings – 8 (7.8%)
6. Cheese or Meat Calzone – 5 (4.9%)
7. Country Fried Steak – 4 (3.9%)
8. Cheese Omelet & Bagel – 4 (3.9%)

Building Bridges

We're back! After a short delay at the beginning of the school year we have returned. Building Bridges is open to any middle-school students looking to have some fun after school. Since we started the programming the beginning of October some of our activities have included making homemade ice cream, attended YME volleyball games, string art, scavenger hunts and swimming at the KCC. Upcoming activities will include cooking classes with Mrs. Bergeson, Bingo at the Manor Nursing Home, making fleece tie blankets, 3D-Doodler Pen projects and much more.

The program will run every week until the end of school in May. We meet Monday

through Thursday, 3:00 to 4:00 in Mr. Reszel's room. We start every afternoon with a snack and juice and then work on our projects or attend activities.

Additionally, with the restart of our program we will again be offering the after school snack program similar to last year. If you are in a school sponsored and adult supervised after school activity, you will be eligible to receive a snack from 2:57 to 3:15 in the school cafeteria. Talk to your individual Coach about participation in the snack program.

If you have any questions about the program or would like to join, stop in and talk to Mr. Reszel or Mr. Luft.



PHOTO CREDIT: AL RESZEL

Kaylia Vavricka holding one of her completed string art projects.

Fall Sports Wrap Up

Football

Regular Season Record: 1-7

Bryce Schmidt (#56): The season did not go the way we wanted, but we have made improvements & never given up in any game. Beating Lakeview was big.

Volleyball

Regular Season Record: 9-8

Saraya Burgeson: This team is something to be proud of on and off the court. The way we carried ourselves through wins and losses shows who we are.

Kaitlyn Mortenson: I feel our intensity & grit have tripled since the preseason. I have had so much fun with the girls this season!

Anna McCosh: Our biggest asset as a team was our character on and off the court. We had fun growing as volleyball players, as friends, and learning life lessons.

Girl's Tennis

Season record: 8-11



Photo credit: Chandler Rillo

Hear our thunder! School song after the Lakeview win.

Whitney Tennis: We have won more this year than the last two years combined. Almost all of us placed in conference this year. I am very proud of all the girls. I'll miss the four seniors who are graduating.

Chelsey Niemeyer: We are not the inexperienced team that we once were. Many of our matches went into third sets and tiebreakers. It's a turning point year for the team.

Cross Country

Season highlight: Personal records beaten by 2-3 minutes on average.

Maddie Jeseritz: As a team, we have improved greatly. Our home meet & Benson saw a lot of PRs. I'm excited for everyone next year!

Chandler Rillo: We did okay as a team. I hope more younger kids come out and try cross country.

Spotlight: Science Club

Credit to: Brynn Cherveney

Science Club's president, Brynn Cherveney, shared that Science Club's main goal is to help the school better use its resources. They have helped start recycling projects, the greenhouse, community gardens, hydration stations, and this year are looking to help the student parking lot's draining issues. Science Club is dedicated to trying to make a difference in the school.

They also take many trips throughout the school year. In the past, they have gone ice fishing, raked leaves for the elderly, gone to youth summits, and they even saw Bill Nye the Science Guy. They plan on taking similar trips this school year as well.

Anyone can be a member by just showing up to one meeting. They meet Wednesday during senior high lunch. The club is open to anyone with an interest in science or making the school a better place. If you would like to know more, please talk to Brynn or Mr. Petrich.

PopSockets cont.

lacking comic books and graphic novels. They also wanted a better football and soccer ball for the ball bag.

"I told the kids we should do a fundraiser," stated Mrs. Hinz. So, they decided to use the popularity of PopSockets to help them raise money for the novels and sports equipment. The students and Mrs. Hinz contacted popsocket.com. Through the website, they were able to get a deal to help them raise money.

The students did all of the ordering and selling. A table was set up in the main lobby outside of the high school office where

they sold PopSockets for \$10.00 a piece. As of writing this article, the students have sold \$300.00 worth of PopSockets.

The students will also be in charge of selecting the new comics and novels for Mrs. Hinz's classroom. It is her hope they learn something about working for something you want and putting in the time to get it. It is important for her that the kids get the opportunity to have a say in what they have in their classroom.

If you would like to know more or help out with the fundraiser, contact Mrs. Hinz.

Photo left: Riley Streich & Jaselen Jimenez selling PopSockets

Photo Credit: Stacy Hinz



Rory Shackelford Runs in State Finals

Thursday, October 26, 2017 was one of the coldest cross country section tournaments in recent memory. The meet in Madison was to qualify for the state competition that following week. 144 runners braved the windy conditions for their chance. The top 13 runners would go on. Rory Shackelford finished the race with a time of 17:42, 9 seconds shy of beating his personal best. He would finish in 7th place.

Rory would run again on Saturday, November 4th in Northfield, Minnesota on the campus of St. Olaf College. Him and 176 of the best Class A runners from around the state competed to see who was the fastest. Rory finished 86th



Photo Credit: Jim Ford

with a time of 17:29.8, a new personal best. Coach Ford was very proud of how Rory ran. "It was a great experience for Rory. He is only a junior and competing with runners at his level will definitely help him for next year," said Ford.

Congratulations, Rory!

FFA Forestry State Bound

FFA Regionals took place on October 11th at New London Spicer. YME had two groups, forestry and horse judging, competing for a chance to go to the state competition later in the school year. Horse judging was unable to secure a spot, but the forestry team qualified for the State FFA Forestry Contest.

Horse judging teams evaluate different classes of horses. These can include halter classes or performance classes. Members must give their reasoning to judges as to why they placed that class.

Forestry teams must use their knowledge on a written exam. They can be quizzed on basic forestry principles, tree and equipment identification, and demonstration of practical forestry skills. These skills can include forest disorders, forest management, inventory, and approved practices.

Ayden Friese, Tate Schulte, David Hidalgo, Bennett Knapper, Dalton Anderson, and Angel Jimenez will compete against other teams from around the state in April.



New Art Projects at YME

The art department has been busy creating new pieces to decorate the halls of Yellow Medicine East. One of the most notable pieces is the mosaic tile project at the base of the stairs next to the vending machines. The three pieces represent an abstract water scene from a photo reference. It was created last year in ceramics I by Kaelyn Grimes and Kailee Peters.

Mrs. Isfeld described the process as long and tedious. It involved making tiles out of clay, adding texture and glaze, and firing them in a kiln. From there, it was like a puzzle. "There were times that they ripped out whole sections and had to redo them," she stated. This was no easy task, as they were glued down and had to be chiseled off by hand. The final step was to grout the entire thing. The grouting process was a lot like grouting your floor, but with high and low points that need to be cleaned out. The project has received positive feedback from staff and students alike.

Other notable projects are mosaic works for Officer Mike, one for Berta's room, and they are still in the process of creating a topical map for the fireplace room.

This year, students are even helping downtown with the murals going along the flood wall. They have had a hand in making the designs that are being put on the walls by the river. Independent art students, like Jedd Blue, have been applying and painting pieces during their class. Mrs. Isfeld says this is just the start of several murals downtown.



Photo left: The three panels stand out against the brick by the stairs going up to the little theater.




Photo Credit: Tamara Isfeld

Photo above: Jedd Blue painting one of the murals along the flood wall.



Photo Credit: Tamara Isfeld

Photo left: Art students painting another section of the mural.

They did the Monster Mash!




Above: Winning decorated pumpkins from left to right - Pratt (1st), Coulter (2nd), Castiglione (3rd)

Below: Dress up winners Tyler Syring (Left), Angel & Isaac Jimenez (Right), & not pictured Tianna Rupp



Above: Group photo from of everyone who dressed up on Halloween



Left: Mrs. Hinz & the sixth graders haunt the halls

**YELLOW MEDICINE EAST JOINS IN NATIONWIDE
AMERICAN EDUCATION WEEK CELEBRATION**

November 13 - 17 is National Education Association's 95th annual American Education Week celebration. The tagline for this year's celebration is "Great Public Schools: A Basic Right and Our Responsibility." This represents NEA's vision of calling upon all Americans to do their part in making public schools great for every child, so that they can grow and achieve in the 21st century.

NEA's American Education Week presents all Americans with an opportunity to honor individuals who are making a difference in ensuring that every child receives a quality education. The weeklong celebration spotlights the different people who are critical in building great public schools for the nation's 50 million K-12 students. When you see a staff member from YME, take a moment to stop and thank them for the important role they play in the lives of students.