

# Yellow Medicine East ISD 2190 School Board Meeting Agenda



Monday, October 10, 2011 at 7:00 PM  
Regular Meeting  
YME Board Room - #115

---

1. Call to Order 3
2. Approval of Agenda
3. Approval of September 26, 2011 Meeting Minutes 5
4. Opportunity for Citizens to Speak
5. Special Reports
  - A. YME PTO
  - B. Programming for Minority Students - H. Blue-Redner, R. Bjerkeset, R. Henderson 6
6. Reports
  - A. Enrollment Report 14
  - B. Finance Report 15
  - C. Bert Raney Elementary Report - J. Kennedy
  - D. YME High School Report - K. Norell
  - E. Superintendent Report - A. Stoeckman 16
7. Action Items
  - A. Approval of Bills for Payment 23
  - B. Approval of Assurance of Compliance Reporting 47
  - C. Resolution to Submit MSHSL Foundation Application 48
  - D. Approval of Annual Report on Curriculum, Instruction, and Student Achievement 49
  - E. Resolution Authorizing and Awarding Sale of Aid Anticipation Certificates
8. Personnel Items
  - A. Success Coach - K. Kvam
  - B. Success Coach - E. Faris
9. Discussion Items
10. Upcoming Events
  - A. Board Meeting - November 14, 2011 - 5:30 pm - YME Board Room

11. Adjourn

# YELLOW MEDICINE EAST PUBLIC SCHOOLS

Independent School District 2190

---

To: YME School Board Members  
From: Allen Stoeckman, Superintendent  
Date: October 7, 2011  
RE: Board Meeting – October 10, 2011

The agenda notes for the October 10, 2011 Board meeting are as follows. Supporting exhibits are posted on BoardBook. Please let Denise know if you will be unable to attend.

- | Item | Description                                                                                                                                                                                                                                                                                              |
|------|----------------------------------------------------------------------------------------------------------------------------------------------------------------------------------------------------------------------------------------------------------------------------------------------------------|
| 1.   | Call to Order                                                                                                                                                                                                                                                                                            |
| 2.   | Approval of Agenda                                                                                                                                                                                                                                                                                       |
| 3.   | Approval of September 26, 2011 Meeting Minutes                                                                                                                                                                                                                                                           |
| 4.   | Opportunity for Citizens to Speak                                                                                                                                                                                                                                                                        |
| 5.   | Special Reports                                                                                                                                                                                                                                                                                          |
| A.   | YME PTO<br><i>Members of the YME PTO will be in attendance to update the board on their activities/events they do and the donations they make to the students, staff, and community.</i>                                                                                                                 |
| B.   | Programming for Minority Students – H. Blue-Redner, R. Bjerkeset, R. Henderson<br><i>Helen, Berta, and Robin will be in attendance to present information on students' academic performance and participation in activities. An introduction to the new Success Coach positions will also be shared.</i> |
| 6.   | Reports                                                                                                                                                                                                                                                                                                  |
| A.   | Enrollment Report<br><i>Posted on BoardBook for your review.</i>                                                                                                                                                                                                                                         |
| B.   | Finance Report<br><i>Posted on BoardBook for your review.</i>                                                                                                                                                                                                                                            |
| C.   | Bert Raney Elementary Report – J. Kennedy                                                                                                                                                                                                                                                                |
| D.   | YME High School Report – K. Norell                                                                                                                                                                                                                                                                       |
| E.   | Superintendent Report – A. Stoeckman<br><i>My report will be the MDE Annual Curriculum Report to be acted on later in the agenda. The report can be found on BoardBook for your review.</i>                                                                                                              |
| 7.   | Action Items                                                                                                                                                                                                                                                                                             |
| A.   | Approval of Bills for Payment                                                                                                                                                                                                                                                                            |
| B.   | Approval of Assurance of Compliance Reporting<br><i>This is a yearly reporting requirement to show that YME is in compliance. See information posted on BoardBook. Recommend approval.</i>                                                                                                               |
| C.   | Resolution to Submit MSHSL Foundation Application                                                                                                                                                                                                                                                        |

*Mr. Knapper is seeking your approval to submit an application to the MSHSL to receive funds to purchase a portable AED & offset costs for coaches who attend clinics. Recommend approval.*

- D. Annual Report on Curriculum, Instruction and Student Achievement  
*Minnesota statute 120B.11 states the school board shall adopt an annual report to be published for public review. A notice will be placed in the newspaper informing the public that the report is available on the YME website and printed copies are available in the District Office. Recommend adoption.*
- E. Resolution Authorizing and Awarding Sale of Aid Anticipation Certificates  
*In anticipation of cash flow in April, this will allow YME funds to meet payroll and other obligations. We also did this for fiscal year 2011. Recommend approval.*

8. Personnel Items

- A. Success Coach – K. Kvam  
*Katie Kvam has accepted this position which is paid through integration funds. 25-30 hours per week. Focus on students to be college ready. Recommend approval.*
- B. Success Coach Consultant – E. Faris  
*Eriann Faris has accepted this position which is paid through integration funds. 10 hours per week. Focus on students to be career ready. Recommend approval.*

9. Discussion Items

10. Upcoming Events

- A. Board Meeting – November 14, 2011 – 5:30 pm – YME Board Room

11. Adjourn

**YELLOW MEDICINE EAST ISD #2190  
SCHOOL BOARD MEETING MINUTES  
MONDAY, SEPTEMBER 26, 2011 – 7:00 pm  
YME BOARD ROOM**

Board Members Present: Hagert, Odegard, Rupp, Velde, Weir

Board Members Absent: Opdahl, Zumhofe

Community / Staff Members Present: Deb Beckler, LeeAnn Boushek, Sharon Rupp, Al Stoeckman, Denise Streich, Kathy Velde, Val Wensauer

Chairman Velde called the meeting to order.

Motion by Odegard, second by Weir and carried to approve the agenda for the meeting.

Motion by Rupp, second by Odegard and carried to approve the minutes from the September 12, 2011 Board meeting.

The opportunity for citizens to speak received no response.

Motion by Hagert, second by Weir and carried to certify the maximum allowed for the 2011 pay 2012 levy.

Motion by Odegard, second by Rupp and carried, with Hagert opposed, to increase the cost of food service lunch by \$0.10 per student meal to partially meet the requirements of the Federal Healthy, Hunger-Free Kids Act. Meal prices will be as follows: Grades K-4 - \$2.10. Grades 5-12 - \$2.35.

Motion by Weir, second by Hagert and carried, with Rupp opposed, to approve the policy handling overdue food service accounts, as presented.

Motion by Hagert, second by Odegard and carried to approve the 2011-2012 YME Seniority List, as presented.

Motion by Weir, second by Hagert and carried to approve the 2011-2012 Bert Raney Elementary Student handbook, with corrections to be made to the food service information.

Motion by Odegard, second by Rupp and carried to hold the Truth in Taxation meeting on December 12, 2011 at 6:00 pm.

Motion by Odegard, second by Rupp and carried to approve the employment of Zach Koepke as JH knowledge bowl advisor.

Motion by Weir, second by Hagert and carried to approve the employment of Jeff Lalim as JH boys basketball coach.

Superintendent Stoeckman reviewed the preliminary MCA test results and shared that improvements have been made.

Upcoming Events: Board Meeting – October 10, 2011 – 7:00 pm – YME Board Room

The meeting was closed for contract negotiations.

The meeting was adjourned by Chairman Velde.

# **2010-2011 YME STUDENT STATISTICAL DATA STUDY COMPILED/REPORTED BY HELEN BLUE-REDNER**

**Presented to YME School Board  
Monday, October 10, 2011**

## **Methodology:**

A comprehensive records examination was done for each student who attended Yellow Medicine East for the entire 2010-2011 school year. Students who attended school here for only part of the year were not included in this study, although all MCA scores were included, regardless of the status of the student.

The following categories of information were included as study fields:

- Attendance (excused, unexcused, tardies);
- Failed 1+ core course ("core" means English, history, math, science, social science only; classes such as art, music, PE, computer, were not considered to be core courses for the purpose of this study);
- Year GPA (grades 7-12 only);
- MCA Math;
- MCA Reading (no science scores were available for this study);
- NWEA Math;
- NWEA Reading;
- NWEA Language;
- SPED status;
- ELL status;
- Lunch status (Free/Reduced/Full were broken down by student and quantified);
- Disciplinary infractions.

The spreadsheet is organized by subject column on the top and age/ethnic column on the left.

## **What is a Statistical Conclusion?**

These statistics are all descriptive; no inferences have been made in their presentation in the data columns. Certain conclusions will no doubt be in evidence, particularly those that are based on data that are aggregated across ethnic lines and subject matter. It would make sense to set some benchmarks about what comprises statistical significance. Here are examples of what I think are significant in the data:

## **MCA data (overall by subject):**

- More than three times as many White/Other students met or exceeded the math MCA benchmark than Hispanic students;

- More than two times as many W/O students met or exceeded the MCA math benchmark as Indian students.
- Two-thirds of the individual grade level MCA Math reports (by grade and ethnicity) are below state standard (see column two on the MCA data page).
- While not as skewed, there is a notable disparity in student MCA Reading achievement between ethnic lines;

**Attendance:**

- Attendance: the differential in absences is statistically notable in that Indian students have twice as many absences as W/O students; the percentage is only slightly better for Hispanic students as W/O students.
- Both Indian and Hispanic students have tardies at more than twice the rate as W/O students.

**Academic Achievement (7-12):**

- Indian students failed one or more core courses at two times the rate as W/O students;
- Hispanic students failed one or more core courses at three times the rate of W/O students and failed twice as many courses. (A compilation by grade/ethnicity shows the number of students and how many combined and average courses they failed.)
- The year GPA for W/O students is higher than those of Hispanic and Indian students by half a letter grade or more.

**Disciplinary Infractions:**

- Hispanic students (as small a relative group as they are to W/O) have twice the disciplinary infractions as W/O students.

**Other Issues:**

- 95% of Hispanic students receive free/reduced lunch, compared with 56% of Indians, and 49% of W/O students.
- Poverty as a primary social issue continues to play a major role in students' lives on a day-to-day basis.
- Many of the families that are served by Indian and Hispanic Liaisons exist in "crisis mode," making school a low and sometimes non-existent priority.

**2010-2011 YME STUDENT DATA  
COMPILED/REPORTED BY HELEN BLUE-REDNER**

<b>K-1</b>	<b>Days Missed Unexc. Abs. Tardies</b>			<b>Failed 1+</b>	<b>Year GPA</b>	<b>NWEA Math</b>	<b>NWEA Rdg.</b>
AI (23)	16.9	N/A	16	N/A	N/A	166	160.6
Hisp. (9)	7.4	N/A	0.4	N/A	N/A	173.8	166.3
W/O (82)	8.9	N/A	3.1	N/A	N/A	175.6	170.6
<b>GRADE 2</b>	<b>Days Missed Unexc. Abs. Tardies</b>			<b>Failed 1+</b>	<b>Year GPA</b>	<b>NWEA Math</b>	<b>NWEA Rdg.</b>
AI (9)	6.8	N/A	5.3	N/A	N/A	193	178.2
Hisp. (8)	6	N/A	0.6	N/A	N/A	191.6	185
W/O (36)	7.2	N/A	1.8	N/A	N/A	197	184.2
<b>GRADE 3</b>	<b>Days Missed Unexc. Abs. Tardies</b>			<b>Failed 1+</b>	<b>Year GPA</b>	<b>NWEA Math</b>	<b>NWEA Rdg.</b>
AI (9)	8	N/A	3.8	0	N/A	206.7	192.1
Hisp. (6)	7	N/A	1.1	0	N/A	201.6	184.3
W/O (31)	5.4	N/A	0.7	0	N/A	203.2	197.5
<b>GRADE 4</b>	<b>Days Missed Unexc. Abs. Tardies</b>			<b>Failed 1+</b>	<b>Year GPA</b>	<b>NWEA Math</b>	<b>NWEA Rdg.</b>
AI (8)	6.8	N/A	2.8	1/8=13%(1)	N/A	203.1	194.5
Hisp. (5)	4	N/A	1.8	0	N/A	205.2	195.2
W/O (34)	7.1	N/A	0.6	0	N/A	217.1	209
<b>GRADE 5</b>	<b>Days Missed Unexc. Abs. Tardies</b>			<b>Failed 1+</b>	<b>Year GPA</b>	<b>NWEA Math</b>	<b>NWEA Rdg.</b>
AI (15)	16.4	N/A	4.5	2/15=13%(5)	N/A	215.3	207.8
Hisp. (8)	7.8	N/A	2.8	1/8=13%(1)	N/A	213.7	200.3
W/O (50)	5.7	N/A	0.9	4/50=8%(4)	N/A	222.8	211.9
<b>GRADE 6</b>	<b>Days Missed Unexc. Abs. Tardies</b>			<b>Failed 1+</b>	<b>Year GPA</b>	<b>NWEA Math</b>	<b>NWEA Rdg.</b>
AI (7)	12.7	N/A	4.7	3/7=43%(3)	N/A	216.4	209.4
Hisp. (4)	16.3	N/A	16	3/4=75%(5)	N/A	215.5	215.3
W/O (50)	7.2	N/A	4.5	10/49=20%(14)	N/A	233.7	217
<b>GRADE 7</b>	<b>Excused Abs. Unexc. Abs. Tardies</b>			<b>Failed 1+</b>	<b>Year GPA</b>	<b>NWEA Math</b>	<b>NWEA Rdg.</b>
AI (7)	10.2	0.8	9.5	5/7=71%(9)	1.892	218.8	211.7
Hisp. (3)	6.1	1	17.3	1/3=33%(2)	2.417	225.6	215.3
W/O (46)	5.5	0.2	1.5	5/34=15%(6)	3.219	234.7	219

**2010-2011 YME STUDENT DATA  
COMPILED/REPORTED BY HELEN BLUE-REDNER**

<b>GRADE 8</b>	<b>Excused Abs</b>	<b>Unexc. Abs.</b>	<b>Tardies</b>	<b>Failed 1+</b>	<b>Year GPA</b>	<b>NWEA Math</b>	<b>NWEA Rdg.</b>
AI (13)	8.2	1	2.8	5/13=38%(12)	2.8	227	218.8
Hisp. (13)	6.2	0.3	11	5/13=38%(18)	2.523	231.3	216.7
W/O (56)	5.2	0.3	3.1	8/56=14%(33)	3.186	235.5	219.9
<b>GRADE 9</b>	<b>Excused Abs</b>	<b>Unexc. Abs.</b>	<b>Tardies</b>	<b>Failed 1+</b>	<b>YEAR GPA</b>	<b>NWEA Math</b>	<b>NWEA Rdg.</b>
AI (8)	8	0.8	6.7	3/8=38%(17)	2.611	N/A	N/A
Hisp. (3)	9	3.5	8.6	2/3=66%(14)	2.013	N/A	N/A
W/O (56)	6.4	0.2	2.3	17/56=30%(47)	2.979	N/A	N/A
<b>GRADE 10</b>	<b>Excused Abs</b>	<b>Unexc. Abs.</b>	<b>Tardies</b>	<b>Failed 1+</b>	<b>Year GPA</b>	<b>NWEA Math</b>	<b>NWEA Rdg.</b>
AI (7)	12	0.2	6.8	2/7=29%(18)	2.989	N/A	N/A
Hisp. (10)	4.7	1.5	8.1	6/10=60%(26)	2.434	N/A	N/A
W/O (49)	7.7	0.08	3.8	13/49=27%(38)	2.94	N/A	N/A
<b>GRADE 11</b>	<b>Excused Abs</b>	<b>Unexc. Abs.</b>	<b>Tardies</b>	<b>Failed 1+</b>	<b>Year GPA</b>	<b>NWEA Math</b>	<b>NWEA Rdg.</b>
AI (7)	8.8	0.7	5.4	4/7=15%(15)	2.509	N/A	N/A
Hisp. (8)	5.4	2.1	3.3	4/7=57%(15)	2.526	N/A	N/A
W/O (58)	5.2	0.1	4.7	9/58=16%(18)	3.29	N/A	N/A
<b>GRADE 12</b>	<b>Excused Abs</b>	<b>Unexc. Abs.</b>	<b>Tardies</b>	<b>Failed 1+</b>	<b>Year GPA</b>	<b>NWEA Math</b>	<b>NWEA Rdg.</b>
AI (5)	12.6	0.1	7.2	2/5=40%(2)	2.954	N/A	N/A
Hisp. (9)	16.7	0.5	9.7	3/9=33%(6)	2.929	N/A	N/A
W/O (60)	9.4	0.2	3.7	8/60=9%(14)	3.178	N/A	N/A
<b>AVERAGES</b>	<b>EXCUSED/ALL ABSENCES</b>	<b>TARDIES</b>	<b>FAILED 1+</b>	<b>YEAR GPA</b>	<b>NWEA MATH</b>	<b>NWEA RDG.</b>	
<b>AI (ALL)</b>	<b>11.2</b>	6.2	33%	2.625	205.7	196.6	
<b>HISP. (ALL)</b>	9.4	<b>6.7</b>	<b>42%</b>	2.473	207.2	197.3	
<b>W/O (ALL)</b>	<b>6.8</b>	<b>2.5</b>	<b>15%</b>	<b>3.132</b>	<b>214.9</b>	<b>203.6</b>	

**2010-2011 YME STUDENT DATA  
COMPILED/REPORTED BY HELEN BLUE-REDNER**

**MCA DATA 2010 BY ETHNICITY AND GRADE**

**Areas that are marked in red highlight performance disparity at YME.**

<b>Grade/Eth/ #Students</b>	<b>YME %Met/Exceeded Math</b>	<b>MATH St. Av. 2011</b>	<b>YME % Met/Exceeded Rdg.</b>	<b>READING St. Av. 2011</b>
3: AI (9)	67%	48%	56%	60%
3: Hisp. (6)	50%	45%	50%	55%
3: W/O (36)	67%	78%	77%	86%
4: AI (8)	12%	44%	25%	56%
4: Hisp. (5)	20%	44%	20%	53%
4: W/O (34)	63%	75%	69%	82%
5: AI (15)	29%	27%	57%	61%
5: Hisp. (8)	0%	30%	24%	63%
5: W/O (50)	39%	61%	59%	86%
6: AI (7)	0%	24%	14%	54%
6: Hisp. (4)	25%	24%	50%	54%
6: W/O (50)	63%	58%	67%	81%
7: AI (7)	14%	25%	14%	47%
7: Hisp. (3)	0%	25%	67%	47%
7: W/O (46)	47%	58%	53%	75%
10: AI (7)	N/A	N/A	71%	55%
10: Hisp. (10)	N/A	N/A	50%	53%
10: W/O (49)	N/A	N/A	67%	82%
11: AI (7)	29%	21%		
11: Hisp. (8)	13%	22%		
11: W/O (58)	52%	55%		

**2010-2011 YME STUDENT DATA  
COMPILED/REPORTED BY HELEN BLUE-REDNER**

<b>NWEA Lang. Discip. Av.</b>	<b>SPED</b>	<b>ELL</b>	<b>Free</b>	<b>Reduced</b>	<b>Full Pay</b>
N/A	6/23=26%(22)	7/23=30%	0 10/23=43%	9/23=39%	4/23=17%
N/A	3/9=33%(4)	0 2/9=22%	7/9=78%	1/9=11%	1/9=11%
N/A	8/82=9%(11)	10/82=12%	0 20/82=24%	17/82=21%	45/82=55%

<b>NWEA Lang. Discip. Av.</b>	<b>SPED</b>	<b>ELL</b>	<b>Free</b>	<b>Reduced</b>	<b>Full Pay</b>
177.4	4/9=44%(6)	4/9=44%	0 5/9=56%	2/9=22%	2/9=22%
183.5	1/8=13%(3)	0 7/8=88%	7/8=88%	1/8=13%	0
184.1	6/36=17%(7)	3/36=8%	0 9/36=25%	8/36=22%	19/36=53%

<b>NWEA Lang. Discip. Av.</b>	<b>SPED</b>	<b>ELL</b>	<b>Free</b>	<b>Reduced</b>	<b>Full Pay</b>
187.8	3/9=33%(7)	4/9=44%	0 7/9=78%	2/9=22%	0
187.6	0	0 4/6=67%	5/6=83%	1/6=17%	0
194.4	1/31=3%(1)	7/31=23%	0 10/31=32%	3/31=10%	18/31=58%

<b>NWEA Lang. Discip. Av.</b>	<b>SPED</b>	<b>ELL</b>	<b>Free</b>	<b>Reduced</b>	<b>Full</b>
196.6	4/8=50%(6)	5/8=63%	0 3/8=38%	3/8=38%	2/8=25%
201.4	3/5=60%(3)	0 4/5=80%	5/5=100%	0	0
206.8	7/31=23%(11)	20%	0 8/34=24%	3/34=8%	23/34=68%

<b>NWEA Lang. Discip. Av.</b>	<b>SPED</b>	<b>ELL</b>	<b>Free</b>	<b>Reduced</b>	<b>Full</b>
198.9	5/15=33%(18)	9/17=53%	0 8/15=53%	2/15=13%	5/15=33%
196.6	7/8=88%(16)	2/8=25%	5/8=63%	7/8=88%	1/8=13%
202.9	19/50=38%(91)	7/50=14%	0 14/50=28%	9/50=18%	27/50=54%

<b>NWEA Lang. Discip. Av.</b>	<b>SPED</b>	<b>ELL</b>	<b>Free</b>	<b>Reduced</b>	<b>Full</b>
209.4	3/7=43%(19)	2/7=29%	0 4/7=57%	2/7=29%	1/7=14%
207	3/4=75%(7)	1/4=25%	0 2/4=50%	2/4=50%	0
215	23/50=46%(81)	11/49=22%	0 13/50=26%	9/50=18%	28/50=56%

<b>NWEA Lang. Discip. Av.</b>	<b>SPED</b>	<b>ELL</b>	<b>Free</b>	<b>Reduced</b>	<b>Full</b>
N/A	2/7=29%(5)	3/7=43%	0 2/7=29%	2/7=29%	3/7=43%
N/A	1/3=33%(1)	1/3=33%	2/3=66%	1/3=33%	0
N/A	1/46=2%(1)	12/49=24%	0 4/46=8%	7/46=15%	35/46=76%

**2010-2011 YME STUDENT DATA  
COMPILED/REPORTED BY HELEN BLUE-REDNER**

<b>NWEA Lang. Discip. Av.</b>	<b>SPED</b>	<b>ELL</b>	<b>Free</b>	<b>Reduced</b>	<b>Full</b>
N/A	2/13=15%(2)	3/13/=23%	0 6/13=46%	3/13=23%	4/13=31%
N/A	3/13=23%(4)	3/13=23%	5/13=38%	12/13=92%	0 1/13=7%
N/A	11/56=20%(16)	12/56=21%	0 13/56=23%	11/56=20%	32/56=57%

<b>NWEA Lang. Discip. Av.</b>	<b>SPED</b>	<b>ELL</b>	<b>Free</b>	<b>Reduced</b>	<b>Full Pay</b>
N/A	2/8=25%(6)	0	0 2/8=25%		0 6/8=75%
N/A	1/3=33%(2)	0 1/3=33%	3/3=100%		0 0
N/A	10/56=18%(18)	2/56=.03%	0 12/56=21%	7/56=13%	37/56=66%

<b>NWEA Lang. Discip. Av.</b>	<b>SPED</b>	<b>ELL</b>	<b>Free</b>	<b>Reduced</b>	<b>Full Pay</b>	
N/A	1/7=14%(3)	2/7=29%	0 1/7=14%	3/7=43%	3/7=43%	
N/A	0 2/10=20%		0 10/10=100%		0 0	
N/A	5/49=10%(7)	7/49=14%	1/49=.02%	8/49=16%	7/49=14%	34/49=69%

<b>NWEA Lang. Discip. Av.</b>	<b>SPED</b>	<b>ELL</b>	<b>Free</b>	<b>Reduced</b>	<b>Full Pay</b>
N/A	1/7=14%(4)	0	0 1/7=14%	1/7=14%	5/7=71%
N/A	1/8=13%(1)	3/8=38%	5/8=63%	7/8=88%	0 1/8=13%
N/A	7/58=12%(11)	9/58=16%	0 10/58=17%	4/58=7%	44/58=76%

<b>NWEA Lang. Discip. Av.</b>	<b>SPED</b>	<b>ELL</b>	<b>Free</b>	<b>Reduced</b>	<b>Full Pay</b>
N/A	0 1/5=20%		0	0 1/5=20%	4/5=80%
N/A	1/9=11%(1)	2/9=22%	1/9=11%	7/9=78%	0 2/9=22%
N/A	4/60=6%(4)	14/59=24%	0 8/59=14%	8/59=14%	43/59=73%

<b>NWEA LANG DISCIP. AV.</b>	<b>SPED AV.</b>	<b>FREE</b>	<b>REDUCED</b>	<b>FULL PAY</b>	<b>F/R AGGREG</b>	
194	27%	32%	32%	24%	44%	56%
195.2	32%	16%	84%	11%	5%	95%
200.6	17%	17%	22%	27%	51%	49%

**2010-2011 YME STUDENT DATA  
COMPILED/REPORTED BY HELEN BLUE-REDNER**

**OVERALL MATH MCA (3-8, 11)  
MEETS/EXCEEDS @ YME**

<b>AI</b>	<b>26%</b>
<b>Hisp.</b>	<b>18%</b>
<b>W/O</b>	<b>57%</b>

**OVERALL READING MCA (3-8, 10)  
MEETS/EXCEEDS @ YME**

<b>42%</b>
<b>45%</b>
<b>61%</b>

## YELLOW MEDICINE EAST ENROLLMENT UPDATE 2011-2012

	SEPTEMBER			OCTOBER			NOVEMBER			DECEMBER			JANUARY		
	BRE	HS	ENR	BRE	HS	ENR	BRE	HS	ENR	BRE	HS	ENR	BRE	HS	ENR
Kindergarten	57			56											
First Grade	69			69											
Second Grade	53			53											
Third Grade	56			56											
Fourth Grade	48			49											
Fifth Grade	48			47											
Sixth Grade	72			72											
	403			402			0			0			0		
Seventh Grade		61			63										
Eighth Grade		54			56										
Ninth Grade		88			89										
Tenth Grade		70			71										
Eleventh Grade		72			70										
Twelfth Grade		80			81										
		425			430		0			0			0		
K-12 TOTAL			828			832			0			0			0

	FEBRUARY			MARCH			APRIL			MAY			LAST DAY OF SCHOOL		
	BRE	HS	ENR	BRE	HS	ENR	BRE	HS	ENR	BRE	HS	ENR	BRE	HS	ENR
Kindergarten															
First Grade															
Second Grade															
Third Grade															
Fourth Grade															
Fifth Grade															
Sixth Grade															
	0			0			0			0			0		
Seventh Grade															
Eighth Grade															
Ninth Grade															
Tenth Grade															
Eleventh Grade															
Twelfth Grade															
		0			0			0			0			0	
K-12 TOTAL			0			0			0			0			0

Board Report

October 2011

2011-12	Original	Year to Date	Budget Balance	Percent	2010-11
By Fund	2011-12	Expenditures		Expended	YTD Expended
					On Original Budget
General	9,142,494	1,669,697	7,472,797	18.26%	20.26%
Food Service	375,215	47,668	327,547	12.70%	10.49%
Community Service	326,926	54,756	272,170	16.75%	18.38%
Debt Redemption	75,145	2,323	72,823	3.09%	4.30%
Debt Red. (Constr. Bonds)	1,083,420	263,710	819,710	24.34%	0.00%
OPEB Bonds Trust	111,600	30,088	81,512	26.96%	0.00%
OPEB Debt Service	189,745	42,323	147,422	22.31%	34.20%
<b>Sub-total</b>	<b>11,304,545</b>	<b>2,110,565</b>	<b>9,193,981</b>	<b>18.67%</b>	
Building Project (Fund 06)	1,490,960	1,490,960	0		8,848,707
<b>Total</b>	<b>12,795,505</b>	<b>3,601,525</b>	<b>9,193,981</b>		<b>Bldg Expense Includes FY10 &amp; FY11</b>

Year to date amounts include current month's accounts payables plus previous month's payroll.

Building Project Budget to equal amount expended (per Board budget approval June 2011)

Building Project expended to date: \$10,339,667

Salaries % expended to date (approximately)

Contracted July-June	Supt/Finance/Maint/Comm Ed	25.00%
Contracted August-July	Principals	16.67%
Contracted Sept-August	Teachers/Fd Svc Supv/Nurses	8.33%
12 Month Non-certified	Secretaries	25.00%
12 Month Non-certified	Custodians	19.00%
9 Month Non-certified	Assistants/Cooks	5.00%

**Liquid Asset Fund/Citizen's Alliance Money Market (Investments)**

9/30/2011

Month End Cash Invested	\$2,091,140.77	General Closing Market Value
Construction Account (QZABS 8.26 Mil)	\$483,449.21	Facilities Project
Capital/Energy Bonds (QZABS 2.485 Mil)	\$228,695.86	Facilities Project

**Electronic Fund Transfers/LAF Checks**

			From	To
9/28/2011	\$ 583.47	Xcel Energy	F&M	Xcel
9/7/2011	\$ 55.68	RevTrak Fees	LAF	Revtrak
9/14/2011	\$ 25,000.00	Board Accounts Payable	LAF	GF Bank
9/14/2011	\$ 100,000.00	Board Accounts Payable	LAF	GF Bank
8/22/2011	\$ 5,000.00	Payroll (F&M Bank)	LAF	F&M Bank
9/22/2011	\$ 244,238.91	Payroll (GF Bank direct deposits)	LAF	GF Bank
9/19/2011	\$ 124,000.00	Board Accounts Payable	LAF	GF Bank
9/22/2011	\$ 15,000.00	Payroll Accounts Payable/AP	LAF	GF Bank
8/18/2001	\$ 600,000.00	Alt. Facilities Transfer (Money Mkt Acct)	Citizens	LAF
8/18/2011	\$ 100,000.00	Energy/Capital Transfer (Money Mkt Acct)	Citizens	LAF

Trust Fund (PERA) OPEB \$1,693,430.32 Ending 9/30/2011

# Yellow Medicine East Independent School District 2190

## *Annual Report on Curriculum, Instruction & Student Achievement 2010-2011*

The Yellow Medicine East School Board **approved?** *The Annual Report on Curriculum, Instruction and Student Achievement* at its regular board meeting on October 10, 2011. An electronic copy of this document is available online at [www.isd2190.org](http://www.isd2190.org). A paper copy of this document can be requested from the District Office.

### **Instructional and Curriculum Advisory Committee**

We believe the community should have an opportunity to be involved in the development of the school curriculum. Anyone who resides in the school district, or is the parent of an open-enrolled student in the district, may apply for membership on the Instructional and Curriculum Advisory Committee by contacting Allen Stoeckman at 320-564-4081. No one will be excluded from membership due to national origin, race, gender, disability, age, nor political or religious affiliations. Membership is for two years with meetings held four times a year.

#### **2010-2011 Committee Members**

<b>Name</b>	<b>Term Expires</b>	<b>Involvement</b>
Allen Stoeckman	Continuing	Superintendent
Karen Norell	Continuing	Secondary Principal & Parent
Jodi Kennedy	Continuing	Elementary Principal
Robin Henderson	Continuing	Staff & Community
Helen Blue-Redner	Continuing	American Indian Liaison & Parent
Adela Espinoza	Continuing	Hispanic Liaison & Parent
Dawn Odegard	2011	Community & Parent
Jennifer Kattevold	2011	Community & Parent
Heather Anderson	2012	Teacher
Kaia Bergeson	2012	Teacher
Paul Hoernemann	2011	Teacher & Parent
Sheila Koepke	2011	Teacher & Parent
Peggy Kvam	2011	Teacher
Cindy Lavin	2011	Teacher
Jake Suter	2012	Teacher
Kalli Knutson	2012	Student
Azalia Magana	2012	Student

# *Yellow Medicine East Schools*

## **Mission**

The mission of the Yellow Medicine East School District is to create opportunities for all individuals to be successful in an inclusive environment where lifelong learning is nurtured.

## **Goals & Values**

- Develop in students the communication, academic and social skills needed to contribute to a global, digital society.
- Infuse the use of technology into the curriculum to support individualized learning from early childhood through post secondary experiences.
- Foster lifelong wellness and cooperation through curricular and co-curricular activities.
- Afford teachers opportunities for self-renewal by supporting innovative teaching techniques that model a passion for learning.
- Access the talents of support staff, volunteers and community experts to enhance student learning.
- Provide state-of-the-art, environmental friendly learning, performance, and gathering spaces.
- Cooperate with neighboring school districts to adapt to the changing demographic and educational needs of our region.

Adopted 4-13-2009

## **Student Achievement**

YME schools administer numerous standardized assessments to evaluate our students' learning. The purpose of these assessments is to meet the federal requirements of No Child Left Behind (NCLB), to make curriculum decisions, to develop District and Site improvement plans, and to make decisions about individual student needs.

NWEA – Northwest Evaluation Assessment  
GRAD – Graduation Required Assessment for Diploma

MCA – Minnesota Comprehensive Assessment  
DRA – Developmental Reading Assessment

<b>Assessment</b>	<b>Grade</b>	<b>Purpose</b>
NWEA Reading & Math	K-6	Formative online assessment
MCA Reading & Math	3-8	District accountability and individual growth
GRAD Test of Written Composition	9	District and individual accountability (Must pass to graduate)
GRAD/MCA Reading	10	District and individual accountability (Must pass to graduate)
GRAD/MCA Math	11	District and individual accountability (Must pass to graduate)
MCA Science	5,8 & HS Life Science	District and individual accountability
EXPLORE	8	Preparing for high school studies
PLAN	10	Planning & preparing for college and the workplace
ACT & SAT	11 & 12	College admission
DRA	K-5	Reading placement, individual accountability

## Improvement Goals 2010-2011

**Reading:** To improve each grades reading proficiency score by 11% as measured by the 2011 Minnesota Comprehensive Assessment II (MCA II). (A goal of 11% was required to meet NCLB 100% proficiency by 2014.)

**Math:** To improve each grades math proficiency score by 12% as measured by the 2011 Minnesota Comprehensive Assessment III (MCA III). (A goal of 12% was required to meet NCLB 100% proficiency by 2014.)

### *Percent of students proficient in MCA IReading*

Grade	2009		2010		2011	
	YME	State	YME	State	YME	State
3 <sup>rd</sup>	55.8	78.3	52.0	76.3	70.6	78.5
4 <sup>th</sup>	51.9	74.5	54.1	72.5	56.3	75.1
5 <sup>th</sup>	52.7	72.2	60.0	76.3	58.5	80.3
6 <sup>th</sup>	63.3	72.6	51.0	71.6	66.0	75.0
7 <sup>th</sup>	57.4	64.8	39.8	66.0	47.2	69.6
8 <sup>th</sup>	57.6	66.8	60.3	68.1	61.0	68.1
10 <sup>th</sup> MCA II & GRAD	80.3	74.2	77.3	75.3	64.6	75.3

### *Percent of students proficient in MCAMath*

Grade	MCA II 2009		MCA II 2010		MCA III 2011	
	YME	State	YME	State	YME	State
3 <sup>rd</sup>	56.3	82.1	61.4	82.9	63.6	70.2
4 <sup>th</sup>	61.5	74.9	55.1	77.0	50.0	67.2
5 <sup>th</sup>	41.7	65.4	53.7	68.6	33.3	53.6
6 <sup>th</sup>	63.6	63.8	52.2	69.0	55.6	50.3
7 <sup>th</sup>	58.1	62.6	47.4	64.4	38.5	51.7
8 <sup>th</sup>	53.7	59.7	48.4	58.6	29.1	53.3
11 <sup>th</sup> MCA II & GRAD	29.9	41.6	28.9	43.3	40.8	48.6



College Readiness Letter for:  
YELLOW MEDICINE EAST SD 2190

July 18, 2011  
Code: 247928

SUPERINTENDENT  
YELLOW MEDICINE EAST SD 2190  
450 9TH AVE  
GRANITE FALLS, MN 56241



011062110

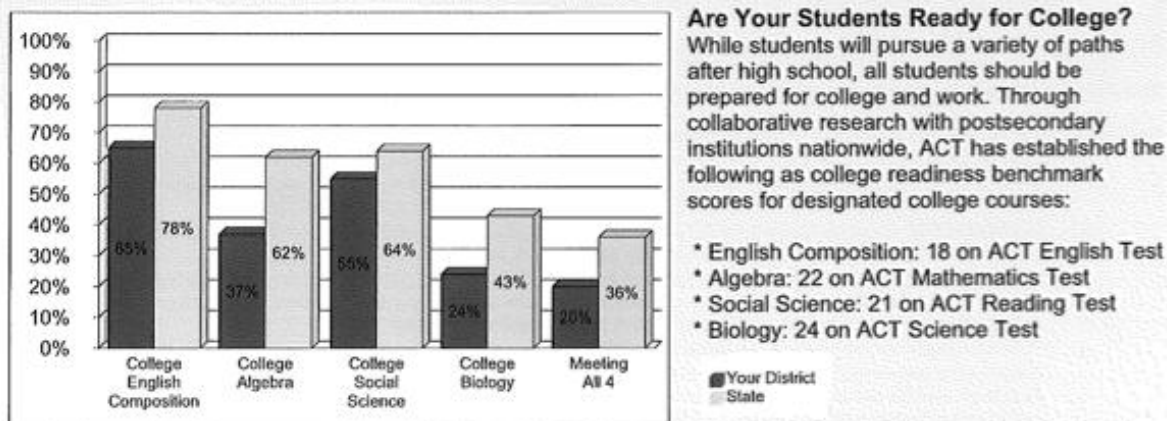
This report reflects the achievement of your graduates on the ACT over time and an indication of the extent to which they are prepared for college-level work. The ACT consists of curriculum-based tests of educational development in English, mathematics, reading, and science designed to measure the skills needed for success in first year college coursework. Table 1 shows the five-year trend of your ACT-tested graduates. From this table you can determine:

- Changes in the number and percentage of participants
- Score changes in subject areas and the ACT composite
- How your graduates compare with state averages

Table 1: Five Year Trends - Average ACT Scores

Grad Year	Total Tested		English		Mathematics		Reading		Science		Composite	
	District	State	District	State	District	State	District	State	District	State	District	State
2007	55	43,534	20.4	21.8	20.9	22.5	22.1	22.8	21.1	22.5	21.2	22.5
2008	55	44,863	20.6	21.9	21.4	22.6	21.2	23.0	21.1	22.5	21.2	22.6
2009	42	43,642	19.3	22.0	19.4	22.7	20.2	23.1	20.4	22.6	19.9	22.7
2010	53	44,323	18.9	22.3	20.4	22.9	21.3	23.2	20.4	22.8	20.4	22.9
2011	51	44,952	19.7	22.3	20.7	23.0	21.5	22.9	20.9	22.8	20.8	22.9

Figure 1. Percent of ACT-Tested Students Ready for College-Level Coursework



A benchmark score is the minimum score needed on an ACT subject-area test to indicate a 50% chance of obtaining a B or higher or about a 75% chance of obtaining a C or higher in the corresponding credit-bearing college courses.

A High School College Readiness Letter has been sent to the Principal of each high school with at least one ACT-tested graduate.

## Achievement Results

**Reading:** On the 2011 Minnesota Comprehensive Assessments the YME School District improved by 7% that was short of the 11% goal, but a substantial improvement. (See page 3.)

**Math:** On the 2011 Minnesota Comprehensive Assessment, previous years' results could not be compared. Due to new more rigorous Math Standards a new assessment (MCA III) was given online to students in grades 3-8. Grade 6 did score higher than the state average. (See page 3.)

The GRAD/MCA II for grade 11 was the same assessment as in previous years so results could be compared. Grade 11 students improved 11.9% effectively meeting the 12% improvement goal. (See page 3)

**ACT:** In 2011, YME students showed an improvement from 2010 in all areas that include English, Mathematics, Reading, and Science. (See page 4.)

## Staff Development Goals

Due to the frequent turnover of staff development coordinators in recent years and a changing focus of staff development topics, it was determined to establish consistent goals for the next two school years from 2011 through 2013. From research by Douglas Reeves entitled *High Performance in High Poverty Schools: 90/90/90 and Beyond* in large group discussion, small group discussions and an online survey, five areas were selected. (On the next page you will see a sample page from the survey.)

These staff development areas are:

- Classroom management
- Curriculum mapping
- Best Practice Instruction
- Assessment
- Reading and Writing Strategies












Within each of these five areas a focus topic was chosen:

- Positive Behavior Intervention Strategies
- Visual displays of K-12 curriculum
- Effective use of technology
- Formative assessment
- Reading for comprehension and Writing in all courses

## Constituent Survey

The last page of this document compares the results of a "YME Report Card" survey of Staff Members and Board Members completed 3 times, once in June of 2010, in November of 2010, and in May of 2011. All areas showed an improvement, the most being in the areas of Order and Discipline and Staff Morale. The hope is to improve "school climate" to improve student achievement.

**1. Please choose your areas of interest regarding "Management". (Multiple answers accepted)**

		Response Percent	Response Count
Behavior interventions		54.5%	42
Training for health & behavior needs		24.7%	19
Collaboration between teacher and para		28.6%	22
<b>Positive Behavior Intervention Strategies (PBIS)</b>		<b>57.1%</b>	<b>44</b>
Strategies to be a more effective classroom manager		28.6%	22
Managing classroom time and space		18.2%	14
Classroom climate		23.4%	18
Establishing rules and procedures		11.7%	9
Large group strategies		7.8%	6
Small groups and working in pairs		6.5%	5
Importance of "the first days of school"		15.6%	12
		<b>answered question</b>	<b>77</b>
		<b>skipped question</b>	<b>3</b>



**YME Report Card June 2010**

Please award a letter grade for the following areas.						
Answer Options	A	B	C	D	F	Response Count
Facility Appearance	4	17	34	21	3	79
Order and Discipline	0	14	29	20	16	79
Academic Instruction	11	45	15	6	1	78
Connected Students and Staff	6	40	24	7	1	78
Staff Morale	2	10	29	22	15	78
Public Perception	0	14	43	16	4	77
<i>answered question</i>						<b>79</b>
<i>skipped question</i>						<b>0</b>

**YME Report Card 1st Quarter 2010-11**

Please award a letter grade for the following areas.						
Answer Options	A	B	C	D	F	Response Count
Facility Appearance	12	38	26	6	1	83
Order and Discipline	3	39	33	7	1	83
Academic Instruction	10	55	16	1	0	82
Connected Students and Staff	9	43	28	2	0	82
Staff Morale	3	27	33	17	3	83
Public Perception	2	29	45	4	1	81
<i>answered question</i>						<b>83</b>
<i>skipped question</i>						<b>0</b>

**YME Report Card May 2011**

Please award a letter grade for the following areas.						
Answer Options	A	B	C	D	F	Response Count
Facility Appearance	9	39	31	9	3	91
Order and Discipline	2	43	39	5	2	91
Academic Instruction	10	56	23	1	1	91
Connected Students and Staff	8	50	28	2	2	90
Staff Morale	3	31	39	13	4	90
Public Perception	5	25	50	8	1	89
<i>answered question</i>						<b>91</b>
<i>skipped question</i>						<b>0</b>

Using grade point averages (A=4 pts, B=3 pts, C=2 pts, etc.) from June 2010 to May 2011 all areas improved.

Order and Discipline	up 0.89	Facility Appearance	up 0.49	Connectedness	up 0.12
Staff Morale	up 0.66	Public Perception	up 0.41	Academic Instruction	up 0.04

CHECK CHECK			
NUMBER	DATE	VENDOR	AMOUNT SB
000000233		APEX ENVIRONMENTAL, INC	9,275.00
000000234		B & J LAKE REGION ELECTRIC INC.	29,761.49
000000235		FRAN DEBAERE	2,375.00
000000236		MCDOWALL COMPANY INC.	85,086.75
000000237		PAAPE ENERGY INC.	42,859.25
000000238		RYER PLUMBING INC.	322.13
000002012		HONEYWELL INTERNATIONAL INC.	126,468.00
		Totals for 10/10/2011	296,147.62
		Totals for BNK00	296,147.62
000011959		ALLTEL	257.76
000011960		AMERICAN FAMILY LIFE ASSURANCE	340.94
000011961		AMERITAS LIFE INSURANCE CORP.	536.11
000011962		INTERNAL REVENUE SERVICE	187.00
000011964		MADISON NATIONAL LIFE	2,226.87
000011965		MCDOWELL AGENCY, INC.	42.00
000011966		HEALTHSMART BENEFIT SOLUTIONS INC	80.00
000011967		MSEA	1,032.75
000011968		PRE-PAID LEGAL	25.90
000011970		PRINCIPAL MUTUAL LIFE	6,929.81
000011971		SCHULTE, TREVOR	400.00
000011972		SELECT ACCOUNT	370.00
000011975		SW/WC SVC. COOP - HEALTH INS.	46,627.11
000011976		Y.M.E.E.A.	3,275.43
201100066		ING SERVICE CENTER	17,119.35
201100067		FEDERAL TAX WITHHOLDING	80,391.35
201100068		MN TEACHERS RETIREMENT ASSOC.	31,589.86
201100069		PUBLIC EMPLOYEES RETIREMENT	14,071.93
201100070		STATE TAX WITHHOLDING	14,554.50
201100071		ING SERVICE CENTER	-133.34
		Totals for 09/26/2011	219,925.33
000011979		MN COMMUNITY ED ASSOC.	475.00
000011980		MVCC	19,423.66
000011981		ST. PETER PUBLIC SCHOOLS	12,470.04
000011982		ADVOCATE TRIBUNE	1,795.69
000011983		AMAZON.COM CREDIT	10.19
000011984		APPLE TEXTBOOKS	43.88
000011985		ATLAS PEN & PENCIL CORP.	73.46
000011987		B & J LAKE REGION ELECTRIC INC.	15,523.82
000011988		BALDRY DEAN	19.80
000011989		BARBER, STEVE	258.72
000011991		BENNETT & BENNETT INC.	83,506.74
000011992		BOND TRUST SERVICES CORPORATION	450.00
000011993		BROTHERS FIRE PROTECTION	175.00
000011994		BUDGETEXT	454.80
000011995		BUSINESSWARE SOLUTIONS	3,187.54
000011996		CAMPFEL PRODUCTIONS	895.00
000011997		CARLSON AND STEWART REFRIG.	452.09
000011998		CENEX CREDIT CARD	895.19
000011999		CHAMPIONSHIP PRODUCTIONS	90.97
000012000		CITY OF CLARKFIELD	85.27
000012001		CITY OF GRANITE FALLS	20,805.62
000012002		CLARKFIELD HARDWARE	27.90
000012003		COMPVIEW	683.96

CHECK CHECK			
NUMBER	DATE	VENDOR	AMOUNT SB
000012004		CONTINENTAL CLAY CO	72.92
000012005		CULLIGAN	24.95
000012006		DAVE'S ELECTRIC CO	21.95
000012007		DEAN FOODS NORTH CENTRAL, INC.	3,924.87
000012008		DICK BLICK CO	412.41
000012009		DISCOUNT SCHOOL SUPPLY	168.61
000012010		EAP CONSULTANTS	210.60
000012011		ECOLAB	146.00
000012013		ECONOMART	1,827.11
000012014		EISENMANN, DAVE	994.56
000012015		EMERGENCY MEDICAL PRODUCTS	142.12
000012016		EXTREME PANEL TECHNOLOGIES	7,465.00
000012017		FARMERS UNION OIL CO.	29.00
000012018		FIRST CHOICE FOOD & BEVERAGE SOLUTIONS	651.08
000012019		FOLLETT EDUCATIONAL SERVICES	289.90
000012020		FRAN DEBAERE	18,865.00
000012021		FREE SPIRIT PUBLISHING	67.26
000012022		FRONTIER TELEPHONE	73.85
000012023		GLIDE STORE	108.00
000012024		GRANITE FALLS AUTO PARTS	39.04
000012025		GREAT PLAINS NATURAL GAS CO	1,230.98
000012026		GROTH MUSIC	23.99
000012027		HAAN CRAFTS	198.25
000012028		HAGEN MINI STORAGE	150.00
000012029		HALVERSON, ELAINE	581.15
000012030		HANDWRITING WITHOUT TEARS	82.50
000012031		HENDERSON, ROBIN	241.04
000012032		HILDI INC	200.00
000012033		HILLYARD/HUTCHINSON	1,377.74
000012034		HOERNEMANN, AMY	85.73
000012035		IKON OFFICE SOLUTIONS	4,512.00
000012036		INDIANA INSURANCE	128.00
000012038		INNOVATIVE OFFICE SOLUTIONS	15,621.31
000012039		INNOVATIVE OFFICE SOLUTIONS	26,203.74
000012040		ISCORP	391.00
000012041		IVERSON, JEFFREY	1,733.43
000012042		JACOBSON, KRIS	40.00
000012043		JAGUAR EDUCATIONAL	169.60
000012044		JIM'S CLOTHING & SPORTING GOOD	657.00
000012045		JIMMY'S PIZZA	169.50
000012046		KENNEDY, JODI	690.84
000012047		KILOWATT COMMUNITY CENTER	550.00
000012048		KNAPPER, TIMOTHY	42.50
000012049		KNUTSON, TIMOTHY J.	100.00
000012050		KOLBASUK, CHRISTINA	100.00
000012051		LAVOIE, SHEILA	1,349.76
000012052		LEE'S AUTO & DIESEL INC.	412.00
000012053		LIDS TEAM SPORTS	399.80
000012054		LIGHTSPEED TECHNOLOGIES, INC.	294.00
000012055		LIONS CLUB OF GRANITE FALLS	30.00
000012056		LOVE AND LOGIC INST.	99.00
000012057		MAKE MUSIC	358.17
000012058		MASSP	815.00
000012059		MATH MASTERS OF MINNESOTA	85.00
000012060		MATHFAX	326.00
000012061		MITLYING ELECTRIC	348.00

CHECK CHECK			
NUMBER	DATE	VENDOR	AMOUNT SB
000012062		MINNESOTA ELEVATOR, INC.	319.84
000012063		MN WEST COMM.& TECH. COLL	4,551.89
000012064		MOORE MEDICAL CORPORATION	65.81
000012065		MUSIC MART	191.21
000012066		MUSSER ENVIRONMENTAL INC.	2,606.86
000012067		MVCC	124,000.00
000012068		MVTV	47.95
000012069		NASCO	110.57
000012070		NATIONAL GEOGRAPHIC SOCIETY	90.00
000012071		NATIONAL GEOGRAPHIC SOCIETY	90.00
000012072		NELSEN'S CLEANERS & LAUNDERERS	17.03
000012073		NEW DOMINION SCHOOL	3,173.10
000012074		NICKLASSON ATHLETIC	111.80
000012075		OFFICE DEPOT	19.96
000012077		OFFICE MAX CONTRACT INC.	5,407.15
000012078		OLSON SANITATION INC.	1,282.47
000012079		PAN-O-GOLD BAKING CO.	1,309.65
000012080		PARK SQUARE THEATRE	392.00
000012081		PICHT'S BODY SHOP, INC.	400.12
000012082		PIONEER MFG. CO.	2,869.90
000012083		POOLER, RON	100.00
000012084		PROEZA INT'L INC.	65.00
000012085		QUILL CORPORATION	173.69
000012086		RAMBOW SPORTSWEAR	254.30
000012087		RATWICK, ROSZAK & MALONEY, P.A	220.00
000012088		REINHART INST FOODS	16,242.96
000012089		RILEY BUS SERVICE, INC.	775.00
000012090		RTS	157.15
000012091		RUTLEDGE DENINE	177.08
000012092		RYER PLUMBING INC.	3,763.68
000012093		SAWMILL	283.27
000012094		SCHOOL SPECIALTY SUPPLY, INC.	290.98
000012095		SCRIPPS NATIONAL SPELLING BEE	225.50
000012096		KERRI SHACKELFORD	104.46
000012097		SKJEFTE, VALERIE	20.04
000012098		SOUTHWEST WHOLESALE	7,096.87
000012099		STOECKMAN, ALLEN	196.76
000012100		THE STUDENT PLANNER	127.50
000012101		SUTER, CASSANDRA	69.90
000012102		TAMRAY TECHNOLOGIES	5,625.00
000012103		TAMS-WITMARK MUSIC LIBRARY INC	254.25
000012104		TECH CHECK	134.40
000012105		TECHNICAL SOLUTIONS OF MADISON LAKE INC.	660.00
000012106		THRIFTY WHITE DRUG	27.45
000012107		TRUE VALUE-GF/MONTE	549.49
000012108		TRUE VALUE-GF/MONTE	115.96
000012109		TYNDALE CO.	228.43
000012110		VELDE, HEATHER	108.46
000012111		VIKING COCA-COLA	2,155.50
000012113		VISA	20.59
000012114		WEST CENTRAL TAE KWON DO	412.00
000012115		XCEL ENERGY	30.51
000012119		YME SCHOOLS-ADM	4,115.24
000012120		ZEP MANUFACTURING CO	1,007.89
Totals for 10/10/2011			449,982.22

<u>CHECK</u>	<u>CHECK</u>			
<u>NUMBER</u>	<u>DATE</u>	<u>VENDOR</u>		<u>AMOUNT</u> <u>SB</u>
			Totals for BNK05	669,907.55
			Totals for checks	966,055.17

F U N D S U M M A R Y

<u>FUND</u>	<u>DESCRIPTION</u>	<u>BALANCE SHEET</u>	<u>REVENUE</u>	<u>EXPENSE</u>	<u>TOTAL</u>
01	GENERAL FUND	196,601.85	0.00	410,606.16	607,208.01
02	FOOD SERVICE	3,731.25	22.50	29,319.72	33,073.47
04	COMMUNITY SERVICE	9,078.02	0.00	5,866.75	14,944.77
06	CONSTRUCTION/BUILDING FUND	3,777.11	0.00	296,147.62	299,924.73
25	REVOCABLE TRUST (FY10)	0.00	0.00	10,454.19	10,454.19
47	OPEB DEBT SERVICE FUND	0.00	0.00	450.00	450.00
***	Fund Summary Totals ***	213,188.23	22.50	752,844.44	966,055.17

\*\*\*\*\* End of report \*\*\*\*\*

Check Nbr	Vendor Name	Check Date	Invoice Number	Invoice Desc	PO Number	Invoice Amount	Check Amount
11977	MN COMMUNITY ED ASSOC.	10/10/2011	2928	FY11 Dues	0	475.00	475.00
04 E	500 505 000 321 820			COMMUNITY EDUCATION GENERAL/COMMUNITY EDUCATION/DUES &		475.00	
11978	MVCC	10/10/2011	1	HEALTH INSURANCE	0	8,368.00	19,423.66
01 E	005 420 188 000 220			SPECIAL EDUCATIONAL GENERAL//GROUP HOSPITALIZATION/EXTE		8,368.00	
			2	TRA	0	11,055.66	
01 E	005 420 188 000 391			SPECIAL EDUCATIONAL GENERAL//MN SCH DIST - REIMBURSEMEN		11,055.66	
11979	ST. PETER PUBLIC SCHOOLS	10/10/2011	FY11	TUITION (REG ED)	0	12,470.04	12,470.04
01 E	998 211 000 000 390			SECONDARY EDUCATION GENERAL//TUITION TO OTH MN SCH DIST		12,470.04	
			3	Computer		Check(s) For a Total of	32,368.70

	0	Manual	Checks For a Total of	0.00
	0	Wire Transfer	Checks For a Total of	0.00
	0	ACH	Checks For a Total of	0.00
	3	Computer	Checks For a Total of	32,368.70
Total For	3	Manual, Wire Tran, ACH & Computer	Checks	32,368.70
Less	0	Voided	Checks For a Total of	0.00
			Net Amount	32,368.70

FUND SUMMARY

Fund	Description	Balance Sheet	Revenue	Expense	Total
01	GENERAL FUND	0.00	0.00	31,893.70	31,893.70
04	COMMUNITY SERVICE	0.00	0.00	475.00	475.00

Check Nbr	Vendor Name	Check Date	Invoice Number	Invoice Desc	PO Number	Invoice Amount	Check Amount
11982	ADVOCATE TRIBUNE	10/10/2011	1	COMM ED BROCHURE	0	1,364.29	1,795.69
04 E 500 505 000 321 380				COMMUNITY EDUCATION GENERAL/COMMUNITY EDUCATION/PRINTIN		1,364.29	
			11	EARLY CHILDHOOD	0	286.20	
04 E 500 580 000 325 430				EARLY CHILDHOOD AND FAM ED/EARLY CHILDHOOD AND FAMILY E		286.20	
			4	MTG.	0	128.10	
01 E 005 010 000 000 380				BOARD OF EDUCATION//PRINTING/ADVERTISING/		128.10	
			44	BOARD MTG. LEGAL	0	17.10	
01 E 005 010 000 000 380				BOARD OF EDUCATION//PRINTING/ADVERTISING/		17.10	
11983	AMAZON.COM CREDIT	10/10/2011	49739072997		0	10.19	10.19
01 E 100 203 406 000 430				ELEMENTARY GENERAL ED.//SUPPLIES/6TH GRADE		10.19	
11984	APPLE TEXTBOOKS	10/10/2011	SOW11051		0	43.88	43.88
01 E 300 260 000 000 430				NATURAL SCIENCES//SUPPLIES/		43.88	
11985	ATLAS PEN & PENCIL CORP.	10/10/2011	100316662		0	73.46	73.46
01 E 100 203 000 000 430				ELEMENTARY GENERAL ED.//SUPPLIES/		73.46	
11986	Vendor Continued Void	10/10/2011					0.00
11987	B & J LAKE REGION ELECTRIC INC	10/10/2011	11021	BREAKER-LIB.	0	301.66	15,523.82
01 E 005 810 000 000 350				OPERATIONS AND MAINTENANCE//REPAIRS AND MAINTENANCE SVC		301.66	
			11022	ITV-GYM-SPEAKERS-O	0	6,061.74	
01 E 005 810 000 000 350				OPERATIONS AND MAINTENANCE//REPAIRS AND MAINTENANCE SVC		6,061.74	
			11023	KITCHEN	0	2,138.38	
01 E 005 810 000 000 350				OPERATIONS AND MAINTENANCE//REPAIRS AND MAINTENANCE SVC		2,138.38	
			11024	GROUND-MOVE FIBER	0	1,645.42	
01 E 005 810 000 000 350				OPERATIONS AND MAINTENANCE//REPAIRS AND MAINTENANCE SVC		1,645.42	
			11025	OFFICES/NURSE/LIB/	0	4,786.75	
01 E 005 810 000 000 350				OPERATIONS AND MAINTENANCE//REPAIRS AND MAINTENANCE SVC		4,786.75	
			11026	FB WIRE	0	699.24	
01 E 005 810 000 000 350				OPERATIONS AND MAINTENANCE//REPAIRS AND MAINTENANCE SVC		699.24	
			11027	DUMPSTER USAGE	0	-300.00	
01 E 005 810 000 000 330				OPERATIONS AND MAINTENANCE//UTILITY SERVICES/		-300.00	
			11070	OUTLETS/SUPPLIES	0	190.63	
01 E 005 810 000 000 350				OPERATIONS AND MAINTENANCE//REPAIRS AND MAINTENANCE SVC		190.63	
11988	BALDRY DEAN	10/10/2011	1		0	19.80	19.80
01 E 005 790 000 315 366				OTHER PUPIL SUPPORT SERVICES//INTEGRATION/TRAVEL-SCHOOL		19.80	
11989	BARBER, STEVE	10/10/2011	1	TENNIS SUPPLIES	0	258.72	258.72
01 E 300 296 224 000 401				GIRLS ATHLETICS//GENERAL SUPPLIES/TENNIS		258.72	
11990	Vendor Continued Void	10/10/2011					0.00
11991	BENNETT & BENNETT INC.	10/10/2011	1	BRE	0	729.51	83,506.74
01 E 100 203 000 733 361				ELEMENTARY GENERAL ED./TRANSPORTATION/NON-AUTHORIZED/BU		729.51	
			10	CLKFD SHUTTLE	0	957.60	
01 E 005 760 000 720 361				PUPIL TRANSPORTATION/REGULAR TO AND FROM SCHOOL/BUS CON		957.60	
			11	REGULAR ROUTES	0	56,154.94	
01 E 005 760 000 720 361				PUPIL TRANSPORTATION/REGULAR TO AND FROM SCHOOL/BUS CON		56,154.94	
			2	FB	0	2,048.51	
01 E 300 294 211 733 361				BOYS ATHLETICS/TRANSPORTATION/NON-AUTHORIZED/BUS CONTR.		2,048.51	
			21	FUEL	0	6,288.25	
01 E 005 760 000 720 361				PUPIL TRANSPORTATION/REGULAR TO AND FROM SCHOOL/BUS CON		6,288.25	

Check Nbr	Vendor Name	Check Date	Invoice Number	Invoice Desc	PO Number	Invoice Amount	Check Amount
01 E 005 760 000 713 361			23	OUT OF DISTRICT PUPIL TRANSPORTATION/OPEN ENROLLMENT/BUS CONTR. (XWKD T	0	2,952.60 2,952.60	
01 E 005 760 000 723 361			24	SPECIAL NEEDS PUPIL TRANSPORTATION/HANDICAPPED/BUS CONTR. (XWKD TO 36	0	7,166.42 7,166.42	
01 E 005 760 000 723 361			25	PRAIRIE LAND SHUTTLE PUPIL TRANSPORTATION/HANDICAPPED/BUS CONTR. (XWKD TO 36	0	450.00 450.00	
01 E 300 258 233 000 370			26	BAND RENT MUSIC//RENTALS AND LEASES/INSTRUMENTAL MUSIC	0	30.00 30.00	
01 E 005 760 000 728 361			27	BELVIEW PUPIL TRANSPORTATION/TO BOARD AND LODGING FACILITY/BUS	0	2,176.68 2,176.68	
01 E 300 292 226 733 361			3	CC BOYS/GIRLS ATHLETICS/TRANSPORTATION/NON-AUTHORIZED/BUS	0	761.57 761.57	
01 E 300 296 213 733 361			4	GIRLS TENNIS GIRLS ATHLETICS/TRANSPORTATION/NON-AUTHORIZED/BUS CONTR	0	2,315.79 2,315.79	
01 E 300 296 209 733 361			5	G VB GIRLS ATHLETICS/TRANSPORTATION/NON-AUTHORIZED/BUS CONTR	0	1,474.87 1,474.87	
11992 BOND TRUST SERVICES CORPORATIO	47 E 005 910 000 000 790	10/10/2011	6650	DEBT REDEMPTION//OTHER DEBT SVC EXP/	0	450.00 450.00	450.00
11993 BROTHERS FIRE PROTECTION	01 E 005 860 000 363 305	10/10/2011	5561	BERT RANEY HEALTH & SAFETY EQUIP/FIRE SAFETY/PROFESSIONAL FEES/	0	175.00 175.00	175.00
11994 BUDGETEXT	01 E 300 230 251 000 430	10/10/2011	36GTEG	FOREIGN/NATIVE LANGUAGES//SUPPLIES/SPANISH	0	454.80 454.80	454.80
11995 BUSINESSWARE SOLUTIONS	01 E 005 850 000 302 522	10/10/2011	171641	WIRELESS PROJECT FACILITIES/CAPITAL OUTLAY/BUILDING IMPROVEMENTS/	0	3,187.54 3,187.54	3,187.54
11996 CAMFEL PRODUCTIONS	01 E 200 206 000 433 303	10/10/2011	8890	ELEM. & HS PRESENTATIONS DRUG FREE \$ FED./DRUG F SCH/FED SUB AWARD UNDER \$25,000	0	895.00 895.00	895.00
11997 CARLSON AND STEWART REFRIG.	02 E 005 770 000 701 350	10/10/2011	67259	FREEZER REPAIR FOOD SERVICES/SCHOOL LUNCH/REPAIRS AND MAINTENANCE SVCS	0	452.09 452.09	452.09
11998 CENEX CREDIT CARD	01 E 005 810 193 000 442	10/10/2011	1	OPERATIONS AND MAINTENANCE//GAS & OIL/CAR EXPENSES	0	895.19 895.19	895.19
11999 CHAMPIONSHIP PRODUCTIONS	01 E 300 296 213 000 401	10/10/2011	825477	GBB GIRLS ATHLETICS//GENERAL SUPPLIES/BASKETBALL	0	90.97 90.97	90.97
12000 CITY OF CLARKFIELD	01 E 025 810 183 000 330	10/10/2011	1	POOL LEVY 6-30-11 OPERATIONS AND MAINTENANCE//UTILITY SERVICES/SEWER-WATE	0	85.27 85.27	85.27
12001 CITY OF GRANITE FALLS	01 E 005 810 183 000 330 01 E 005 810 184 000 330 01 E 005 810 191 000 330 01 E 300 361 000 000 330	10/10/2011	1	OPERATIONS AND MAINTENANCE//UTILITY SERVICES/SEWER-WATE OPERATIONS AND MAINTENANCE//UTILITY SERVICES/ELECTRICIT OPERATIONS AND MAINTENANCE//UTILITY SERVICES/OUTSIDE MA CARPENTRY//UTILITY SERVICES/	0	20,805.62 4,972.96 15,745.75 76.21 10.70	20,805.62
12002 CLARKFIELD HARDWARE	01 E 300 294 211 000 401	10/10/2011	1	FB BOYS ATHLETICS//GENERAL SUPPLIES/FOOTBALL	0	27.90 27.90	27.90
12003 COMPVIEW	01 E 200 612 199 000 401	10/10/2011	194967-IN	TECHNOLOGY//GENERAL SUPPLIES/KAREN MCCOY	0	683.96 683.96	683.96
12004 CONTINENTAL CLAY CO	01 E 100 212 000 000 430	10/10/2011	62986	ART//SUPPLIES/	63	72.92 72.92	72.92
12005 CULLIGAN	01 E 025 810 183 000 330	10/10/2011	1	OPERATIONS AND MAINTENANCE//UTILITY SERVICES/SEWER-WATE	0	24.95 24.95	24.95

Check Nbr	Vendor Name	Check Date	Invoice Number	Invoice Desc	PO Number	Invoice Amount	Check Amount
12006	DAVE'S ELECTRIC CO	10/10/2011	104484		0	21.95	21.95
02 E 005 770 000 701 490				FOOD SERVICES/SCHOOL LUNCH/FOOD/		21.95	
12007	DEAN FOODS NORTH CENTRAL, INC.	10/10/2011	1		0	3,893.10	3,924.87
02 E 005 770 000 701 490				FOOD SERVICES/SCHOOL LUNCH/FOOD/		50.32	
02 E 005 770 000 701 495				FOOD SERVICES/SCHOOL LUNCH/MILK/		2,915.68	
02 E 005 770 000 705 495				FOOD SERVICES/BREAKFAST/MILK/		927.10	
			10		0	31.77	
02 E 005 770 000 701 490				FOOD SERVICES/SCHOOL LUNCH/FOOD/		31.77	
12008	DICK BLICK CO	10/10/2011	9556149		0	412.41	412.41
01 E 100 212 000 000 430				ART//SUPPLIES/		412.41	
12009	DISCOUNT SCHOOL SUPPLY	10/10/2011	D14669620001		0	168.61	168.61
04 E 500 580 000 325 430				EARLY CHILDHOOD AND FAM ED/EARLY CHILDHOOD AND FAMILY E		168.61	
12010	EAP CONSULTANTS	10/10/2011	OCTOBER	135 @ 1.56 FOR	0	210.60	210.60
01 L 230 92				11-12 GENERAL FUND/DEFERRED REVENUE/WELLNESS \$		210.60	
12011	ECOLAB	10/10/2011	6665489		0	146.00	146.00
01 E 005 810 000 000 350				OPERATIONS AND MAINTENANCE//REPAIRS AND MAINTENANCE SVC		146.00	
12012	Vendor Continued Void	10/10/2011					0.00
12013	ECONOMART	10/10/2011	1	2ND GR SNACKS	0	254.60	1,827.11
01 E 100 203 372 000 899				ELEMENTARY GENERAL ED.//MISCELLANEOUS EXPENSE/SNACKS-2N		254.60	
			10	7TH GR	0	48.90	
01 E 300 211 000 000 899				ORIENTATION SECONDARY EDUCATION GENERAL//MISCELLANEOUS EXPENSE/		48.90	
			2	K-1 SNACKS	0	554.32	
01 E 100 203 362 000 899				ELEMENTARY GENERAL ED.//MISCELLANEOUS EXPENSE/ELEM SNAC		554.32	
			20	CDM	0	7.46	
01 E 300 292 000 000 382				BOYS/GIRLS ATHLETICS//LAUNDRY AND DRY CLEANING/		7.46	
			21		0	14.35	
04 E 500 590 000 321 401				OTHER COMMUNITY SERVICES/COMMUNITY EDUCATION/GENERAL SU		14.35	
			22		0	8.30	
02 E 005 770 000 701 401				FOOD SERVICES/SCHOOL LUNCH/GENERAL SUPPLIES/		8.30	
			23		0	3.99	
04 E 500 590 180 321 401				OTHER COMMUNITY SERVICES/COMMUNITY EDUCATION/GENERAL SU		3.99	
			3	CONCESSIONS	0	64.03	
01 L 230 21				GENERAL FUND/DEFERRED REVENUE/CONCESSIONS		64.03	
			4	SR. CIT.	0	11.47	
04 E 500 590 157 321 401				OTHER COMMUNITY SERVICES/COMMUNITY EDUCATION/GENERAL SU		11.47	
			6	COOKS	0	74.94	
02 E 005 770 000 701 490				FOOD SERVICES/SCHOOL LUNCH/FOOD/		74.94	
			7	FACS	0	784.75	
01 E 300 331 000 830 433				VOCATIONAL HOME EC/VOCATIONAL PROGRAMS/INDIVIDUAL INST		784.75	
12014	DAVE EISENMANN	10/10/2011	1	CYBER SAFETY	0	994.56	994.56
01 L 230 43				GENERAL FUND/DEFERRED REVENUE/SR HIGH PROJECTS		994.56	
12015	EMERGENCY MEDICAL PRODUCTS	10/10/2011	1404299		0	137.14	142.12
01 E 200 720 000 000 401				HEALTH SERVICES/NURSE//GENERAL SUPPLIES/		137.14	
			1405138		0	4.98	
01 E 200 720 000 000 401				HEALTH SERVICES/NURSE//GENERAL SUPPLIES/		4.98	
12016	EXTREME PANEL TECHNOLOGIES	10/10/2011	11-457	HOUSE	0	7,465.00	7,465.00
01 E 300 361 000 830 433				CARPENTRY/VOCATIONAL PROGRAMS/INDIVIDUAL INST SUPPLIES/		7,465.00	

Check Nbr	Vendor Name	Check Date	Invoice Number	Invoice Desc	PO Number	Invoice Amount	Check Amount
12017	FARMERS UNION OIL CO.	10/10/2011	1		0	29.00	29.00
01 E 005 810 193 000 401				OPERATIONS AND MAINTENANCE//GENERAL SUPPLIES/CAR EXPENS		29.00	
12018	FIRST CHOICE FOOD & BEVERAGE S	10/10/2011	92107		0	651.08	651.08
01 L 230 21				CONCESSIONS GENERAL FUND/DEFERRED REVENUE/CONCESSIONS		651.08	
12019	FOLLETT EDUCATIONAL SERVICES	10/10/2011	1188232A		26	289.90	289.90
01 E 300 260 000 000 430				NATURAL SCIENCES//SUPPLIES/		289.90	
12020	FRAN DEBAERE	10/10/2011	1		0	1,500.00	18,865.00
01 E 005 850 000 302 522				PHONES/CARD FACILITIES/CAPITAL OUTLAY/BUILDING IMPROVEMENTS/		1,500.00	
01 E 005 850 000 302 522			2	PHONE SYSTEM FACILITIES/CAPITAL OUTLAY/BUILDING IMPROVEMENTS/	0	17,365.00	17,365.00
12021	FREE SPIRIT PUBLISHING	10/10/2011	522433.1		73	67.26	67.26
01 E 200 206 000 433 401				DRUG FREE \$ FED./DRUG F SCH/GENERAL SUPPLIES/		67.26	
12022	FRONTIER TELEPHONE	10/10/2011	1		0	73.85	73.85
01 E 025 810 000 000 320				OPERATIONS AND MAINTENANCE//COMMUNICATIONAL SERVICES/		73.85	
12023	GLIDE STORE	10/10/2011	1584		0	108.00	108.00
01 E 100 203 405 000 430				ELEMENTARY GENERAL ED.//SUPPLIES/5TH GRADE		108.00	
12024	GRANITE FALLS AUTO PARTS	10/10/2011	1		0	39.04	39.04
01 E 005 810 193 000 401				OPERATIONS AND MAINTENANCE//GENERAL SUPPLIES/CAR EXPENS		39.04	
12025	GREAT PLAINS NATURAL GAS CO	10/10/2011	1		0	226.51	1,230.98
01 E 025 810 000 000 440				CLKFD OPERATIONS AND MAINTENANCE//FUEL FOR BUILDINGS/		226.51	
01 E 005 810 000 000 440			10	BR OPERATIONS AND MAINTENANCE//FUEL FOR BUILDINGS/	0	66.38	66.38
01 E 005 810 191 000 440			3	MAINT. OPERATIONS AND MAINTENANCE//FUEL FOR BUILDINGS/OUTSIDE	0	23.84	23.84
01 E 005 810 000 000 440			BRE	BRE OPERATIONS AND MAINTENANCE//FUEL FOR BUILDINGS/	0	301.00	301.00
01 E 005 810 000 000 440			HS	HS OPERATIONS AND MAINTENANCE//FUEL FOR BUILDINGS/	0	613.25	613.25
12026	GROTH MUSIC	10/10/2011	1832674		0	23.99	23.99
01 E 300 258 231 000 430				MUSIC//SUPPLIES/VOCAL MUSIC		23.99	
12027	HAAN CRAFTS	10/10/2011	166153		0	198.25	198.25
01 E 300 331 000 830 433				VOCATIONAL HOME EC/VOCATIONAL PROGRAMS/INDIVIDUAL INST		198.25	
12028	HAGEN MINI STORAGE	10/10/2011	OCT 2011		0	150.00	150.00
01 E 005 810 000 000 899				OPERATIONS AND MAINTENANCE//MISCELLANEOUS EXPENSE/		150.00	
12029	ELAINE K HALVERSON	10/10/2011	1		0	581.15	581.15
01 E 300 218 000 388 369				GIFTED & TALENTED/TAG (06)/PARTICIPATION FEES/		112.50	
01 E 300 218 000 388 401				GIFTED & TALENTED/TAG (06)/GENERAL SUPPLIES/		90.74	
01 E 100 218 000 388 401				GIFTED & TALENTED/TAG (06)/GENERAL SUPPLIES/		90.75	
01 E 100 218 000 388 369				GIFTED & TALENTED/TAG (06)/PARTICIPATION FEES/		112.50	
01 E 300 218 000 388 366				GIFTED & TALENTED/TAG (06)/TRAVEL-SCHOOL BUSINESS/		87.33	
01 E 100 218 000 388 366				GIFTED & TALENTED/TAG (06)/TRAVEL-SCHOOL BUSINESS/		87.33	
12030	HANDWRITING WITHOUT TEARS	10/10/2011	615363-1		0	82.50	82.50
01 E 100 201 000 000 430				KINDERGARTEN//SUPPLIES/		82.50	
12031	HENDERSON, ROBIN	10/10/2011	1		0	129.11	241.04
01 E 005 810 191 000 410				BR LANDSCAPE OPERATIONS AND MAINTENANCE//CUST/REPAIR SUPPLIES/OUTSID		129.11	
01 E 005 203 734 315 305			10	PROJECT RESPECT ELEMENTARY GENERAL ED./INTEGRATION/PROFESSIONAL FEES/IN	0	103.96	103.96
01 E 005 790 000 315 366			11	ART INT. OTHER PUPIL SUPPORT SERVICES/INTEGRATION/TRAVEL-SCHOOL	0	7.97	7.97

Check Nbr	Vendor Name	Check Date	Invoice Number	Invoice Desc	PO Number	Invoice Amount	Check Amount
12032	HILDI INC	10/10/2011	3760	fy11 disclosure update	0	200.00	200.00
01 E 005 010 000 000 305				BOARD OF EDUCATION//PROFESSIONAL FEES/		200.00	
12033	HILLYARD/HUTCHINSON	10/10/2011	6907721		0	248.35	1,377.74
01 E 300 292 000 000 382				BOYS/GIRLS ATHLETICS//LAUNDRY AND DRY CLEANING/		248.35	
			6916528		0	171.06	
02 E 005 770 000 701 401				FOOD SERVICES/SCHOOL LUNCH/GENERAL SUPPLIES/		171.06	
			6925975		0	595.33	
01 E 005 810 000 000 410				OPERATIONS AND MAINTENANCE//CUST/REPAIR SUPPLIES/		595.33	
			7379771		0	237.00	
01 E 005 810 000 000 410				OPERATIONS AND MAINTENANCE//CUST/REPAIR SUPPLIES/		237.00	
			7379772		0	126.00	
01 E 005 810 000 000 410				OPERATIONS AND MAINTENANCE//CUST/REPAIR SUPPLIES/		126.00	
12034	HOERNEMANN, AMY	10/10/2011	1	FILE	0	85.73	85.73
01 E 100 216 000 401 401				TITLE I - PART A/TITLE I/GENERAL SUPPLIES/		85.73	
12035	IKON OFFICE SOLUTIONS	10/10/2011	1	10-16-11 TO 1-15-12 COPIERS	0	4,512.00	4,512.00
01 E 005 020 000 302 580				SUPERINTENDENT'S OFFICE/CAPITAL OUTLAY/CAPITAL LEASE PR		902.40	
01 E 100 203 000 302 580				ELEMENTARY GENERAL ED./CAPITAL OUTLAY/CAPITAL LEASE PRI		1,579.20	
01 E 300 211 000 302 580				SECONDARY EDUCATION GENERAL/CAPITAL OUTLAY/CAPITAL LEAS		1,015.20	
01 E 300 620 000 302 580				EDUCATIONAL MEDIA/LIBRARY/CAPITAL OUTLAY/CAPITAL LEASE		1,015.20	
12036	INDIANA INSURANCE	10/10/2011	1	FY11 WORK COMP	0	128.00	128.00
01 E 005 940 000 000 340				PROPERTY AND OTHER INSURANCE//INSURANCE/		128.00	
12037	Vendor Continued Void	10/10/2011					0.00
12038	INNOVATIVE OFFICE SOLUTIONS	10/10/2011	10789333-1		34	129.96	15,621.31
01 E 300 211 000 000 430				SECONDARY EDUCATION GENERAL//SUPPLIES/		129.96	
			10807517-1		39	207.41	
01 E 300 211 000 000 430				SECONDARY EDUCATION GENERAL//SUPPLIES/		207.41	
			10837864-1		76	54.66	
01 E 100 203 000 000 899				ELEMENTARY GENERAL ED.//MISCELLANEOUS EXPENSE/		54.66	
			10840468-1		0	167.76	
01 E 300 211 000 000 430				SECONDARY EDUCATION GENERAL//SUPPLIES/		167.76	
			227656-1-	TABLES, CHAIRS-AUCTION\$	0	9,126.19	
01 E 300 211 000 302 530				SECONDARY EDUCATION GENERAL/CAPITAL OUTLAY/EQUIPMENT PU		9,126.19	
			227656-1--	CHAIRS- AUCTION \$	0	5,823.28	
01 E 100 203 000 302 530				ELEMENTARY GENERAL ED./CAPITAL OUTLAY/EQUIPMENT PURCHAS		5,823.28	
			232884-1		61	35.00	
01 E 100 203 000 000 430				ELEMENTARY GENERAL ED.//SUPPLIES/		35.00	
			233367-1		0	77.05	
01 E 100 203 000 000 430				ELEMENTARY GENERAL ED.//SUPPLIES/		77.05	
12039	INNOVATIVE OFFICE SOLUTIONS	10/10/2011	227656-1	LOCKERS	0	26,203.74	26,203.74
01 E 005 850 000 302 522				FACILITIES/CAPITAL OUTLAY/BUILDING IMPROVEMENTS/		26,203.74	
12040	ISCORP	10/10/2011	648576		0	195.50	391.00
01 E 005 110 000 000 350				ACCOUNTING OFFICE//REPAIRS AND MAINTENANCE SVCS/		195.50	
			648794		0	97.75	
01 E 100 203 000 000 350				ELEMENTARY GENERAL ED.//REPAIRS AND MAINTENANCE SVCS/		97.75	
			648794-		0	97.75	
01 E 300 211 000 000 350				SECONDARY EDUCATION GENERAL//REPAIRS AND MAINTENANCE SV		97.75	

Check Nbr	Vendor Name	Check Date	Invoice Number	Invoice Desc	PO Number	Invoice Amount	Check Amount
12041	JEFFREY IVERSON	10/10/2011	1	MUSICAL	0	905.41	1,733.43
01 E 300 298 236 000 899				EXTRACURRICULAR ACTIVITIES//MISCELLANEOUS EXPENSE/FOREN		905.41	
			2	musical supp.	0	57.05	
01 E 300 298 236 000 899				EXTRACURRICULAR ACTIVITIES//MISCELLANEOUS EXPENSE/FOREN		57.05	
			3	musical supp.	0	770.97	
01 E 300 298 236 000 899				EXTRACURRICULAR ACTIVITIES//MISCELLANEOUS EXPENSE/FOREN		770.97	
12042	KRIS JACOBSON	10/10/2011	43		0	40.00	40.00
01 E 005 810 191 000 350				OPERATIONS AND MAINTENANCE//REPAIRS AND MAINTENANCE SVC		40.00	
12043	JAGUAR EDUCATIONAL	10/10/2011	73341P		0	169.60	169.60
01 E 100 206 000 433 401				DRUG FREE \$ FED./DRUG F SCH/GENERAL SUPPLIES/		169.60	
12044	JIM'S CLOTHING & SPORTING GOOD	10/10/2011	71580	FLAG FB	0	556.00	657.00
04 E 500 505 000 321 450				COMMUNITY EDUCATION GENERAL/COMMUNITY EDUCATION/MATERIA		556.00	
			71608		0	13.00	
04 E 500 505 000 321 450				COMMUNITY EDUCATION GENERAL/COMMUNITY EDUCATION/MATERIA		13.00	
			84111	CUST. SHIRTS	0	88.00	
01 E 005 810 126 000 401				OPERATIONS AND MAINTENANCE//GENERAL SUPPLIES/CUSTODIAL		88.00	
12045	JIMMY'S PIZZA	10/10/2011	1		0	169.50	169.50
01 L 230 31				GENERAL FUND/DEFERRED REVENUE/AG RECYCLING (METAL) FY11		169.50	
12046	JODI L KENNEDY	10/10/2011	1	BR LANDSCAPE	0	329.60	690.84
01 E 005 810 191 000 410				OPERATIONS AND MAINTENANCE//CUST/REPAIR SUPPLIES/OUTSID		329.60	
			2	VIDEO CAMERAS	0	361.24	
01 E 100 216 000 401 401				TITLE I - PART A/TITLE I/GENERAL SUPPLIES/		361.24	
12047	KILOWATT COMMUNITY CENTER	10/10/2011	1	SR ADV.	0	50.00	550.00
04 E 500 590 000 321 401				OTHER COMMUNITY SERVICES/COMMUNITY EDUCATION/GENERAL SU		50.00	
			2	PE	0	50.00	
01 E 300 211 000 000 370				SECONDARY EDUCATION GENERAL//RENTALS AND LEASES/		50.00	
			3	VB	0	400.00	
01 E 300 298 000 000 370				EXTRACURRICULAR ACTIVITIES//RENTALS AND LEASES/		400.00	
			4	CC	0	50.00	
01 E 300 298 000 000 370				EXTRACURRICULAR ACTIVITIES//RENTALS AND LEASES/		50.00	
12048	KNAPPER, TIMOTHY	10/10/2011	1	DUES MSHSCA	0	42.50	42.50
01 E 300 298 000 000 820				EXTRACURRICULAR ACTIVITIES//DUES & MEMBERSHIPS/		42.50	
12049	TIMOTHY J. KNUTSON	10/10/2011	1		0	100.00	100.00
01 E 005 810 126 000 401				OPERATIONS AND MAINTENANCE//GENERAL SUPPLIES/CUSTODIAL		100.00	
12050	CHRISTINA A KOLBASUK	10/10/2011	1		0	100.00	100.00
01 E 005 810 126 000 401				OPERATIONS AND MAINTENANCE//GENERAL SUPPLIES/CUSTODIAL		100.00	
12051	SHEILA LAVOIE	10/10/2011	1	TRANSPORTATION	0	1,349.76	1,349.76
01 E 005 760 000 728 361				THRU 9/30/11 PUPIL TRANSPORTATION/TO BOARD AND LODGING FACILITY/BUS		1,349.76	
12052	LEE'S AUTO & DIESEL INC.	10/10/2011	23094	TRAILER TIRES	0	412.00	412.00
01 E 005 810 193 000 401				OPERATIONS AND MAINTENANCE//GENERAL SUPPLIES/CAR EXPENS		412.00	
12053	LIDS TEAM SPORTS	10/10/2011	103270	FB	0	352.80	399.80
01 E 300 294 211 000 401				BOYS ATHLETICS//GENERAL SUPPLIES/FOOTBALL		352.80	
			103434	FB	0	47.00	
01 E 300 294 211 000 401				BOYS ATHLETICS//GENERAL SUPPLIES/FOOTBALL		47.00	
12054	LIGHTSPEED TECHNOLOGIES, INC.	10/10/2011	53026		0	294.00	294.00
01 E 100 203 000 000 430				ELEMENTARY GENERAL ED.//SUPPLIES/		294.00	

Check Nbr	Vendor Name	Check Date	Invoice Number	Invoice Desc	PO Number	Invoice Amount	Check Amount
12055	LIONS CLUB OF GRANITE FALLS 04 E 500 505 000 321 820	10/10/2011	1	TIM KNAPPER DUES COMMUNITY EDUCATION GENERAL/COMMUNITY EDUCATION/DUES &	0	30.00 30.00	30.00
12056	LOVE AND LOGIC INST. 01 E 100 610 000 307 185	10/10/2011	119703	CURRICULUM CONSULTANT & DEVLOP/STAFF DEV. 25% EX. SITE/	78	99.00 99.00	99.00
12057	MAKE MUSIC 01 E 100 203 407 000 430	10/10/2011	1332780	ELEMENTARY GENERAL ED.//SUPPLIES/ELEM MUSIC	19	38.17 38.17	358.17
01 E 300 258 233 000 430			1352593	MUSIC//SUPPLIES/INSTRUMENTAL MUSIC	19	320.00 320.00	
12058	MASSP 01 E 300 050 000 000 820	10/10/2011	1	PRINCIPAL'S OFFICE//DUES & MEMBERSHIPS/	0	815.00 815.00	815.00
12059	MATH MASTERS OF MINNESOTA 01 E 100 218 000 388 369	10/10/2011	1	GIFTED & TALENTED/TAG (06)/PARTICIPATION FEES/	0	85.00 85.00	85.00
12060	MATHFAX 01 E 100 218 000 388 369	10/10/2011	1	GIFTED & TALENTED/TAG (06)/PARTICIPATION FEES/	0	326.00 326.00	326.00
12061	MITLYING ELECTRIC 01 E 300 292 000 000 899	10/10/2011	50422	ICE MACHINE REPAIR BOYS/GIRLS ATHLETICS//MISCELLANEOUS EXPENSE/	0	348.00 348.00	348.00
12062	MINNESOTA ELEVATOR, INC. 01 E 005 860 000 347 590	10/10/2011	224360	HEALTH & SAFETY EQUIP/PHYSICAL HAZARD CONTROL/OTHER CAP	0	319.84 319.84	319.84
12063	MN WEST COMM.& TECH. COLL 01 E 300 200 000 000 433	10/10/2011	146265	POST SECONDARY OPTIONS ENROLL//INDIVIDUAL INST SUPPLIES	0	2,921.97 2,921.97	4,551.89
01 E 300 200 000 000 433			146269	POST SECONDARY OPTIONS ENROLL//INDIVIDUAL INST SUPPLIES	0	1,629.92 1,629.92	
12064	MOORE MEDICAL CORPORATION 01 E 200 720 000 000 401	10/10/2011	96923995	HEALTH SERVICES/NURSE//GENERAL SUPPLIES/	0	65.81 65.81	65.81
12065	MUSIC MART 01 E 300 258 233 000 450	10/10/2011	1	MUSIC//MATERIALS PURCH FOR RESALE/INSTRUMENTAL MUSIC	0	39.74 39.74	191.21
01 E 300 258 233 000 350			2	MUSIC//REPAIRS AND MAINTENANCE SVCS/INSTRUMENTAL MUSIC	0	151.47 151.47	
12066	MUSSER ENVIRONMENTAL INC. 01 E 005 860 000 352 305	10/10/2011	02	2 OF 3 FOR 11-12 HEALTH & SAFETY EQUIP/ENVIRONMENTAL HLTH & SAFETY/PROFE	0	2,606.86 2,606.86	2,606.86
12067	MVCC 01 E 200 420 000 740 396	10/10/2011	12-02	SPECIAL EDUCATIONAL GENERAL/STATE FUNDED SPECIAL ED/DUE	0	124,000.00 124,000.00	124,000.00
12068	MVTV 01 E 200 612 199 000 305	10/10/2011	1	maint. INTERNET TECHNOLOGY//PROFESSIONAL FEES/KAREN MCCOY	0	47.95 47.95	47.95
12069	NASCO 01 E 300 331 000 830 433	10/10/2011	457006	VOCATIONAL HOME EC/VOCATIONAL PROGRAMS/INDIVIDUAL INST	0	89.01 89.01	110.57
01 E 300 331 000 830 433			492621	VOCATIONAL HOME EC/VOCATIONAL PROGRAMS/INDIVIDUAL INST	7	21.56 21.56	
12070	NATIONAL GEOGRAPHIC SOCIETY 01 E 100 218 000 388 369	10/10/2011	1	GIFTED & TALENTED/TAG (06)/PARTICIPATION FEES/	0	90.00 90.00	90.00
12071	NATIONAL GEOGRAPHIC SOCIETY 01 E 300 218 000 388 369	10/10/2011	11	GIFTED & TALENTED/TAG (06)/PARTICIPATION FEES/	0	90.00 90.00	90.00
12072	NELSEN'S CLEANERS & LAUNDERERS 02 E 005 770 000 701 382	10/10/2011	195003	FOOD SERVICES/SCHOOL LUNCH/LAUNDRY AND DRY CLEANING/	0	17.03 17.03	17.03
12073	NEW DOMINION SCHOOL 01 E 998 408 000 740 390	10/10/2011	1	SP ED TUITION 9/1/11 TO 9/30/11 EMOTION/BEHAVIORAL DISORDER/STATE FUNDED SPECIAL ED/TUI	0	3,173.10 3,173.10	3,173.10

Check Nbr	Vendor Name	Check Date	Invoice Number	Invoice Desc	PO Number	Invoice Amount	Check Amount
12074	NICKLASSON ATHLETIC	10/10/2011	11599		0	111.80	111.80
01 E 300 294 227 000 401				BOYS ATHLETICS//GENERAL SUPPLIES/UNIFORMS		111.80	
12075	OFFICE DEPOT	10/10/2011	569742062001		0	19.96	19.96
01 E 100 203 406 000 430				ELEMENTARY GENERAL ED.//SUPPLIES/6TH GRADE		19.96	
12076	Vendor Continued Void	10/10/2011					0.00
12077	OFFICE MAX CONTRACT INC.	10/10/2011	234845		38	26.20	5,407.15
01 E 005 020 000 000 401				SUPERINTENDENT'S OFFICE//GENERAL SUPPLIES/		26.20	
			317862		39	158.46	
01 E 005 020 000 000 401				SUPERINTENDENT'S OFFICE//GENERAL SUPPLIES/		158.46	
			359108	HP PRINTER	0	678.75	
01 E 200 612 000 302 555				TECHNOLOGY/CAPITAL OUTLAY/TECHNOLOGY EQUIPMENT/		678.75	
			359369	18 KEYBOARDS	0	1,054.44	
01 E 200 612 000 302 555				TECHNOLOGY/CAPITAL OUTLAY/TECHNOLOGY EQUIPMENT/		1,054.44	
			359627	LCD MONITOR	0	138.03	
01 E 200 612 000 302 555				TECHNOLOGY/CAPITAL OUTLAY/TECHNOLOGY EQUIPMENT/		138.03	
			359722	HP PRINTER	0	678.75	
01 E 200 612 000 302 555				TECHNOLOGY/CAPITAL OUTLAY/TECHNOLOGY EQUIPMENT/		678.75	
			359773	LCD MONITOR	0	138.03	
01 E 200 612 000 302 555				TECHNOLOGY/CAPITAL OUTLAY/TECHNOLOGY EQUIPMENT/		138.03	
			359799	LCD MONITOR	0	138.03	
01 E 200 612 000 302 555				TECHNOLOGY/CAPITAL OUTLAY/TECHNOLOGY EQUIPMENT/		138.03	
			360000	33 KEYBOARDS	0	1,933.14	
01 E 200 612 000 302 555				TECHNOLOGY/CAPITAL OUTLAY/TECHNOLOGY EQUIPMENT/		1,933.14	
			554973		0	212.42	
01 E 005 010 000 000 401				BOARD OF EDUCATION//GENERAL SUPPLIES/		112.81	
01 E 005 020 000 000 401				SUPERINTENDENT'S OFFICE//GENERAL SUPPLIES/		99.61	
			608153		0	164.42	
01 E 005 110 000 000 401				ACCOUNTING OFFICE//GENERAL SUPPLIES/		164.42	
			ph		0	86.48	
01 E 300 211 000 000 899				SECONDARY EDUCATION GENERAL//MISCELLANEOUS EXPENSE/		86.48	
12078	OLSON SANITATION INC.	10/10/2011	3212	CLKFD	0	261.69	1,282.47
01 E 025 810 000 000 330				OPERATIONS AND MAINTENANCE//UTILITY SERVICES/		261.69	
			SEPT	GF	0	970.78	
01 E 005 810 000 000 330				OPERATIONS AND MAINTENANCE//UTILITY SERVICES/		970.78	
			SEPT-	CLKFD	0	50.00	
01 E 025 810 000 000 330				OPERATIONS AND MAINTENANCE//UTILITY SERVICES/		50.00	
12079	PAN-O-GOLD BAKING CO.	10/10/2011	1		0	1,309.65	1,309.65
02 E 005 770 000 701 490				FOOD SERVICES/SCHOOL LUNCH/FOOD/		990.97	
02 E 005 770 000 705 490				FOOD SERVICES/BREAKFAST/FOOD/		318.68	
12080	PARK SQUARE THEATRE	10/10/2011	1	DIARY OF ANNE	0	392.00	392.00
01 E 005 211 731 315 305				FRANK SECONDARY EDUCATION GENERAL/INTEGRATION/PROFESSIONAL FE		392.00	
12081	PICHT'S BODY SHOP, INC.	10/10/2011	9066	CUTLASS	0	400.12	400.12
01 E 005 810 193 000 350				WINDSHIELD OPERATIONS AND MAINTENANCE//REPAIRS AND MAINTENANCE SVC		400.12	
12082	PIONEER MFG. CO.	10/10/2011	423234		0	2,869.90	2,869.90
01 E 005 810 191 000 410				OPERATIONS AND MAINTENANCE//CUST/REPAIR SUPPLIES/OUTSID		2,869.90	
12083	RON POOLER	10/10/2011	1		0	100.00	100.00
01 E 005 810 126 000 401				OPERATIONS AND MAINTENANCE//GENERAL SUPPLIES/CUSTODIAL		100.00	

Check Nbr	Vendor Name	Check Date	Invoice Number	Invoice Desc	PO Number	Invoice Amount	Check Amount
12084	PROEZA INT'L INC.	10/10/2011	1	SCALE	0	65.00	65.00
01 E 300 294 221 000 401				BOYS ATHLETICS//GENERAL SUPPLIES/WRESTLING		65.00	
12085	QUILL CORPORATION	10/10/2011	6531373		0	53.99	173.69
04 E 500 590 000 321 401				OTHER COMMUNITY SERVICES/COMMUNITY EDUCATION/GENERAL SU		53.99	
04 E 500 590 000 321 401			6603321	OTHER COMMUNITY SERVICES/COMMUNITY EDUCATION/GENERAL SU	0	119.70	119.70
12086	RAMBOW SPORTSWEAR	10/10/2011	171482	FLAG FB	0	254.30	254.30
04 E 500 505 000 321 450				COMMUNITY EDUCATION GENERAL/COMMUNITY EDUCATION/MATERIA		254.30	
12087	RATWICK, ROSZAK & MALONEY, P.A	10/10/2011	48415		0	220.00	220.00
01 E 005 150 000 000 305				LEGAL SERVICES//PROFESSIONAL FEES/		220.00	
12088	REINHART INST FOODS	10/10/2011	1		0	16,242.96	16,242.96
02 E 005 770 000 701 350				FOOD SERVICES/SCHOOL LUNCH/REPAIRS AND MAINTENANCE SVCS		173.23	
02 E 005 770 000 701 401				FOOD SERVICES/SCHOOL LUNCH/GENERAL SUPPLIES/		453.96	
02 E 005 770 000 701 490				FOOD SERVICES/SCHOOL LUNCH/FOOD/		12,508.41	
02 E 005 770 000 705 401				FOOD SERVICES/BREAKFAST/GENERAL SUPPLIES/		100.88	
02 E 005 770 000 705 490				FOOD SERVICES/BREAKFAST/FOOD/		3,006.48	
12089	RILEY BUS SERVICE, INC.	10/10/2011	8476	PLYMOUTH	0	775.00	775.00
04 E 500 505 000 321 450				COMMUNITY EDUCATION GENERAL/COMMUNITY EDUCATION/MATERIA		775.00	
12090	RTS	10/10/2011	1		0	156.11	157.15
01 E 005 810 000 000 320				OPERATIONS AND MAINTENANCE//COMMUNICATIONAL SERVICES/		156.11	
01 E 025 810 000 000 320			2	CLKFD	0	1.04	1.04
				OPERATIONS AND MAINTENANCE//COMMUNICATIONAL SERVICES/		1.04	
12091	RUTLEDGE DENINE	10/10/2011	1		0	177.08	177.08
01 E 300 211 130 317 366				SECONDARY EDUCATION GENERAL/COMPENSATORY/TRAVEL-SCHOOL		177.08	
12092	RYER PLUMBING INC.	10/10/2011	6142	SINKS-TOILETS	0	3,323.47	3,763.68
01 E 005 850 000 302 522				FACILITIES/CAPITAL OUTLAY/BUILDING IMPROVEMENTS/		3,323.47	
01 E 005 810 000 000 350			6150	KITCHEN	0	124.67	124.67
				OPERATIONS AND MAINTENANCE//REPAIRS AND MAINTENANCE SVC		124.67	
01 E 005 810 000 000 350			6177	VALVE	0	315.54	315.54
				OPERATIONS AND MAINTENANCE//REPAIRS AND MAINTENANCE SVC		315.54	
12093	SAWMILL	10/10/2011	1		0	7.38	283.27
01 E 300 296 209 000 401				GIRLS ATHLETICS//GENERAL SUPPLIES/VOLLEYBALL		7.38	
01 E 005 810 000 000 410			2	OPERATIONS AND MAINTENANCE//CUST/REPAIR SUPPLIES/	0	137.94	137.94
01 E 300 255 000 000 430			550141	INDUSTRIAL EDUCATION//SUPPLIES/	0	32.99	32.99
01 E 005 810 000 000 410			550141-	OPERATIONS AND MAINTENANCE//CUST/REPAIR SUPPLIES/	0	36.18	36.18
01 E 005 810 191 000 410			550141--	OPERATIONS AND MAINTENANCE//CUST/REPAIR SUPPLIES/OUTSID	0	68.78	68.78
12094	SCHOOL SPECIALTY SUPPLY, INC.	10/10/2011	308101099194		67	190.78	290.98
01 E 100 203 000 000 430				ELEMENTARY GENERAL ED.//SUPPLIES/		190.78	
01 E 300 211 000 000 430			308101107388	SECONDARY EDUCATION GENERAL//SUPPLIES/	0	100.20	100.20
12095	SCRIPPS NATIONAL SPELLING BEE	10/10/2011	136249		0	112.75	225.50
01 E 100 218 000 388 369				GIFTED & TALENTED/TAG (06)/PARTICIPATION FEES/		112.75	
01 E 300 218 000 388 369			136249-	GIFTED & TALENTED/TAG (06)/PARTICIPATION FEES/	0	112.75	112.75

Check Nbr	Vendor Name	Check Date	Invoice Number	Invoice Desc	PO Number	Invoice Amount	Check Amount
12096	KERRI SHACKELFORD	10/10/2011	1		0	104.46	104.46
01 E 100 201 000 000 430				KINDERGARTEN//SUPPLIES/		104.46	
12097	VALERIE SKJEFTE	10/10/2011	1	CAREER EXPO	0	20.04	20.04
01 E 005 211 731 315 305				SECONDARY EDUCATION GENERAL/INTEGRATION/PROFESSIONAL FE		20.04	
12098	SOUTHWEST WHOLESAL	10/10/2011	1		0	7,096.87	7,096.87
02 E 005 770 000 701 401				FOOD SERVICES/SCHOOL LUNCH/GENERAL SUPPLIES/		704.35	
02 E 005 770 000 701 490				FOOD SERVICES/SCHOOL LUNCH/FOOD/		5,376.72	
02 E 005 770 000 705 401				FOOD SERVICES/BREAKFAST/GENERAL SUPPLIES/		2.30	
02 E 005 770 000 705 490				FOOD SERVICES/BREAKFAST/FOOD/		1,013.50	
12099	ALLEN L STOECKMAN	10/10/2011	1		0	96.76	196.76
01 E 005 020 000 000 366				SUPERINTENDENT'S OFFICE//TRAVEL-SCHOOL BUSINESS/		96.76	
			10	KIWANIS DUES	0	100.00	
01 E 005 020 000 000 820				SUPERINTENDENT'S OFFICE//DUES & MEMBERSHIPS/		100.00	
12100	THE STUDENT PLANNER	10/10/2011	41879-1112A		0	127.50	127.50
01 E 200 206 000 433 401				DRUG FREE \$ FED./DRUG F SCH/GENERAL SUPPLIES/		127.50	
12101	CASSANDRA SUTER	10/10/2011	1		0	69.90	69.90
01 E 200 720 000 000 401				HEALTH SERVICES/NURSE//GENERAL SUPPLIES/		69.90	
12102	TAMRAY TECHNOLOGIES	10/10/2011	1	IT	0	5,625.00	5,625.00
01 E 200 612 990 302 555				SERVICE-WIRELESS TECHNOLOGY/CAPITAL OUTLAY/TECHNOLOGY EQUIPMENT/ONE TIME		5,625.00	
12103	TAMS-WITMARK MUSIC LIBRARY INC	10/10/2011	1	FY11 ROYALTIES	0	254.25	254.25
01 E 300 298 236 000 899				EXTRACURRICULAR ACTIVITIES//MISCELLANEOUS EXPENSE/FOREN		254.25	
12104	TECH CHECK	10/10/2011	18753	COMPUTER REPAIRS	0	76.80	134.40
01 E 200 612 199 000 305				TECHNOLOGY//PROFESSIONAL FEES/KAREN MCCOY		76.80	
			18842	COMPUTER REPAIRS	0	19.20	
01 E 200 612 199 000 305				TECHNOLOGY//PROFESSIONAL FEES/KAREN MCCOY		19.20	
			18843	COMPUTER REPAIRS	0	19.20	
01 E 200 612 199 000 305				TECHNOLOGY//PROFESSIONAL FEES/KAREN MCCOY		19.20	
			18844	COMPUTER REPAIRS	0	19.20	
01 E 200 612 199 000 305				TECHNOLOGY//PROFESSIONAL FEES/KAREN MCCOY		19.20	
12105	TECHNICAL SOLUTIONS OF MADISON	10/10/2011	3850	DOOR CARD REPAIR	0	660.00	660.00
01 E 005 810 000 000 350				OPERATIONS AND MAINTENANCE//REPAIRS AND MAINTENANCE SVC		660.00	
12106	THRIFTY WHITE DRUG	10/10/2011	1123055		0	17.98	27.45
04 E 500 580 000 325 430				EARLY CHILDHOOD AND FAM ED/EARLY CHILDHOOD AND FAMILY E		17.98	
			396466		0	9.47	
04 E 500 590 000 321 401				OTHER COMMUNITY SERVICES/COMMUNITY EDUCATION/GENERAL SU		9.47	
12107	TRUE VALUE-GF/MONTE	10/10/2011	1		0	197.10	549.49
01 E 005 810 000 000 410				OPERATIONS AND MAINTENANCE//CUST/REPAIR SUPPLIES/		197.10	
			2		0	116.33	
01 E 005 810 191 000 410				OPERATIONS AND MAINTENANCE//CUST/REPAIR SUPPLIES/OUTSID		116.33	
			3		0	16.56	
01 E 300 255 000 000 430				INDUSTRIAL EDUCATION//SUPPLIES/		16.56	
			4		0	110.31	
01 E 005 810 000 000 410				OPERATIONS AND MAINTENANCE//CUST/REPAIR SUPPLIES/		110.31	
			5		0	109.19	
01 E 005 810 191 000 410				OPERATIONS AND MAINTENANCE//CUST/REPAIR SUPPLIES/OUTSID		109.19	
12108	TRUE VALUE-GF/MONTE	10/10/2011	6		0	115.96	115.96
01 E 300 301 501 830 433				AG EDUCATION (VOCATIONAL)/VOCATIONAL PROGRAMS/INDIVIDUA		115.96	

Check Nbr	Vendor Name	Check Date	Invoice Number	Invoice Desc	PO Number	Invoice Amount	Check Amount
12109	TYNDALE CO.	10/10/2011	44054	CALENDARS	0	228.43	228.43
01 E 300 211 000 000 430				SECONDARY EDUCATION GENERAL//SUPPLIES/		228.43	
12110	HEATHER J VELDE	10/10/2011	1		0	108.46	108.46
04 E 500 590 000 321 366				OTHER COMMUNITY SERVICES/COMMUNITY EDUCATION/TRAVEL-SCH		108.46	
12111	VIKING COCA-COLA	10/10/2011	1		0	2,128.50	2,155.50
01 L 230 21				GENERAL FUND/DEFERRED REVENUE/CONCESSIONS		2,128.50	
				2	0	246.00	
01 L 230 21				GENERAL FUND/DEFERRED REVENUE/CONCESSIONS		246.00	
				3	0	-219.00	
01 L 230 20				GENERAL FUND/DEFERRED REVENUE/ACTIVITIES/ATHLETIC (COKE		-219.00	
12112	Vendor Continued Void	10/10/2011					0.00
12113	VISA	10/10/2011	1	BATTERY WAREHOUSE	0	51.03	20.59
01 E 100 203 000 000 430				ELEMENTARY GENERAL ED.//SUPPLIES/		51.03	
				10	0	-1,140.29	
01 E 200 612 000 302 555				TECHNOLOGY/CAPITAL OUTLAY/TECHNOLOGY EQUIPMENT/		-1,140.29	
				2	0	419.18	
01 E 300 301 501 830 433				AG EDUCATION (VOCATIONAL)/VOCATIONAL PROGRAMS/INDIVIDUA		419.18	
				3	0	474.60	
01 E 200 612 199 000 401				TECHNOLOGY//GENERAL SUPPLIES/KAREN MCCOY		474.60	
				4	0	79.00	
01 E 300 050 000 000 820				PRINCIPAL'S OFFICE//DUES & MEMBERSHIPS/		79.00	
				5	0	13.56	
01 E 100 050 000 000 329				PRINCIPAL'S OFFICE//POSTAGE AND EXPRESS/		13.56	
				6	0	9.01	
01 E 100 050 000 000 329				PRINCIPAL'S OFFICE//POSTAGE AND EXPRESS/		9.01	
				8	0	65.00	
01 E 200 612 199 000 401				TECHNOLOGY//GENERAL SUPPLIES/KAREN MCCOY		65.00	
				9	0	49.50	
01 E 300 298 216 000 899				EXTRACURRICULAR ACTIVITIES//MISCELLANEOUS EXPENSE/FLO-T		49.50	
12114	WEST CENTRAL TAE KWON DO	10/10/2011	1	SEPT 2011	0	412.00	412.00
04 E 500 505 000 321 305				COMMUNITY EDUCATION GENERAL/COMMUNITY EDUCATION/PROFESS		412.00	
12115	XCEL ENERGY	10/10/2011	1		0	30.51	30.51
01 E 025 810 184 000 330				OPERATIONS AND MAINTENANCE//UTILITY SERVICES/ELECTRICIT		30.51	
12116	Vendor Continued Void	10/10/2011					0.00
12117	Vendor Continued Void	10/10/2011					0.00
12118	Vendor Continued Void	10/10/2011					0.00
12119	YME SCHOOLS-ADM	10/10/2011	13070	POST MASTER	0	31.00	4,115.24
04 E 500 580 000 325 329				EARLY CHILDHOOD AND FAM ED/EARLY CHILDHOOD AND FAMILY E		31.00	
				13071	0	300.00	
01 L 230 33				GENERAL FUND/DEFERRED REVENUE/BERT RANEY ACTIVITY ACCOU		300.00	
				13072	0	30.00	
01 E 005 810 000 000 170				OPERATIONS AND MAINTENANCE//SECRETARIAL,CLERICAL,OTHER/		30.00	
				13073	0	399.00	
04 E 500 505 000 321 450				PLYMOUTH PLAYHOUSE		399.00	
				13074	0	45.00	
01 E 300 292 226 000 369				BOYS/GIRLS ATHLETICS//PARTICIPATION FEES/CROSS COUNTRY		45.00	
				13075	0	110.01	
04 E 500 590 000 321 401				POSTMASTER		110.01	
				OTHER COMMUNITY SERVICES/COMMUNITY EDUCATION/GENERAL SU		110.01	

Check Nbr	Vendor Name	Check Date	Invoice Number	Invoice Desc	PO Number	Invoice Amount	Check Amount
01 E	005 810 000 000 320		13077	CENTURY LINK	0	771.27	
01 E	610 050 000 000 320			OPERATIONS AND MAINTENANCE//COMMUNICATIONAL SERVICES/ PRINCIPAL'S OFFICE//COMMUNICATIONAL SERVICES/		730.55	
01 E						40.72	
04 E	500 505 000 321 329		13078	POSTMASTER	0	302.93	
04 E				COMMUNITY EDUCATION GENERAL//COMMUNITY EDUCATION/POSTAGE		302.93	
04 E	500 580 000 325 430		13079	ROSS SUTTER	1	300.00	
04 E				EARLY CHILDHOOD AND FAM ED/EARLY CHILDHOOD AND FAMILY E		300.00	
01 E	300 296 209 000 369		13080	SUBWAY	0	200.00	
01 E				GIRLS ATHLETICS//PARTICIPATION FEES/VOLLEYBALL		200.00	
01 E	100 216 000 401 366		13081	MAASFEP	0	295.00	
01 E				TITLE I - PART A/TITLE I/TRAVEL-SCHOOL BUSINESS/		295.00	
01 L	230 31		13082	REG. v FFA	0	210.00	
01 L				GENERAL FUND/DEFERRED REVENUE/AG RECYCLING (METAL) FY11		210.00	
01 E	300 790 388 000 899		13083	GF EYECARE	0	69.36	
01 E				OTHER PUPIL SUPPORT SERVICES//MISCELLANEOUS EXPENSE/KID		69.36	
01 E	300 292 226 000 319		13084	GARY SIMS	0	100.00	
01 E				BOYS/GIRLS ATHLETICS//OTHER PERSONAL SERVICES/CROSS COU		100.00	
01 E	300 294 211 000 319		13085	DEREK DYRDAHL	0	50.00	
01 E				BOYS ATHLETICS//OTHER PERSONAL SERVICES/FOOTBALL		50.00	
01 E	300 294 211 000 319		13086	DYLAN LINDSTROM	0	50.00	
01 E				BOYS ATHLETICS//OTHER PERSONAL SERVICES/FOOTBALL		50.00	
01 E	300 292 226 000 319		13087	LINDSEY BENDIX	0	25.00	
01 E				BOYS/GIRLS ATHLETICS//OTHER PERSONAL SERVICES/CROSS COU		25.00	
01 E	300 292 226 000 319		13088	KATELYN SJURSETH	0	25.00	
01 E				BOYS/GIRLS ATHLETICS//OTHER PERSONAL SERVICES/CROSS COU		25.00	
01 L	230 33		13089	JEFFERS	0	300.00	
01 L				PETROGLIPHS		300.00	
01 E	005 810 000 000 440		13090	GREAT PLAINS GAS	0	159.17	
01 E				OPERATIONS AND MAINTENANCE//FUEL FOR BUILDINGS/		159.17	
02 R	005 000 000 701 601		13091	R. SCHMIEG	0	22.50	
02 R				SCHOOL LUNCH/SALES TO PUPILS/		22.50	
01 E	300 298 216 000 899		13092	MN SECY OF STATE	0	5.00	
01 E				EXTRACURRICULAR ACTIVITIES//MISCELLANEOUS EXPENSE/FLO-T		5.00	
01 E	100 218 000 388 369		13094	NATL CURRENT	0	115.00	
01 E				EVENTS LEAGUE		115.00	
01 E	300 050 000 000 367		13095	MASSP	0	150.00	
01 E				PRINCIPAL'S OFFICE//TRAVEL-PROFESS DEVELOPMENT/		150.00	
01 E	300 640 000 307 367		13096	MN STATE UNIV.	0	50.00	
01 E				MANKATO		50.00	
01 E				STAFF DEVELOPMENT/STAFF DEV. 25% EX. SITE/TRAVEL-PROFES		50.00	
12120	ZEP MANUFACTURING CO	10/10/2011	57428632		0	1,007.89	1,007.89
01 E	005 810 000 000 410			OPERATIONS AND MAINTENANCE//CUST/REPAIR SUPPLIES/		1,007.89	

139 Computer Check(s) For a Total of 417,613.52

	0	Manual	Checks For a Total of	0.00
	0	Wire Transfer	Checks For a Total of	0.00
	0	ACH	Checks For a Total of	0.00
	139	Computer	Checks For a Total of	417,613.52
Total For	139	Manual, Wire Tran, ACH & Computer	Checks	417,613.52
Less	0	Voided	Checks For a Total of	0.00
			Net Amount	417,613.52

FUND SUMMARY

Fund	Description	Balance Sheet	Revenue	Expense	Total
01	GENERAL FUND	5,055.27	0.00	377,374.28	382,429.55
02	FOOD SERVICE	0.00	22.50	29,319.72	29,342.22
04	COMMUNITY SERVICE	0.00	0.00	5,391.75	5,391.75
47	OPEB DEBT SERVICE FUND	0.00	0.00	450.00	450.00

Check Nbr	Vendor Name	Check Date	Invoice Number	Invoice Desc	PO Number	Invoice Amount	Check Amount		
233	APEX ENVIRONMENTAL, INC	10/10/2011	10E86	AIR SAMPLING-ASBESTOS	0	3,155.00	9,275.00		
06 E 100 855 850 358 520				ALTERNATIVE FACILITIES/ASBESTOS/BUILDING CONSTRUCTION/F		3,155.00			
233	APEX ENVIRONMENTAL, INC	10/10/2011	10E90	AIR SAMPLING-ASBESTOS	0	1,000.00			
06 E 300 855 850 358 520				ALTERNATIVE FACILITIES/ASBESTOS/BUILDING CONSTRUCTION/F		1,000.00			
233	APEX ENVIRONMENTAL, INC	10/10/2011	11E56	AIR SAMPLING-ASBESTOS	0	5,120.00			
06 E 300 855 850 358 520				ALTERNATIVE FACILITIES/ASBESTOS/BUILDING CONSTRUCTION/F		5,120.00			
234	B & J LAKE REGION ELECTRIC INC	10/10/2011	12		0	29,761.49	29,761.49		
06 E 300 855 850 366 520				ALTERNATIVE FACILITIES/INDOOR AIR QUALITY/BUILDING CONS		29,761.49			
235	FRAN DEBAERE	10/10/2011	1	SUMMER PHONES	0	2,375.00	2,375.00		
06 E 300 855 850 366 520				ALTERNATIVE FACILITIES/INDOOR AIR QUALITY/BUILDING CONS		2,375.00			
236	MCDOWALL COMPANY INC.	10/10/2011	881673-15		0	85,086.75	85,086.75		
06 E 300 855 850 366 520				ALTERNATIVE FACILITIES/INDOOR AIR QUALITY/BUILDING CONS		75,471.44			
06 E 300 855 850 363 520				ALTERNATIVE FACILITIES/FIRE SAFETY/BUILDING CONSTRUCTIO		9,615.31			
237	PAAPE ENERGY INC.	10/10/2011	13		0	42,859.25	42,859.25		
06 E 300 855 850 366 520				ALTERNATIVE FACILITIES/INDOOR AIR QUALITY/BUILDING CONS		42,859.25			
238	RYER PLUMBING INC.	10/10/2011	6145	WATER LINE	0	322.13	322.13		
06 E 300 855 850 366 520				ALTERNATIVE FACILITIES/INDOOR AIR QUALITY/BUILDING CONS		322.13			
						6	Computer	Check(s) For a Total of	169,679.62

	0	Manual	Checks For a Total of	0.00
	0	Wire Transfer	Checks For a Total of	0.00
	0	ACH	Checks For a Total of	0.00
	6	Computer	Checks For a Total of	169,679.62
Total For	6	Manual, Wire Tran, ACH & Computer	Checks	169,679.62
Less	0	Voided	Checks For a Total of	0.00
			Net Amount	169,679.62

FUND SUMMARY

Fund	Description	Balance Sheet	Revenue	Expense	Total
06	CONSTRUCTION/BUILDING FUND	0.00	0.00	169,679.62	169,679.62

Check Nbr	Vendor Name	Check Date	Invoice Number	Invoice Desc	PO Number	Invoice Amount	Check Amount
2012	HONEYWELL INTERNATIONAL INC.	10/10/2011	3552244	ENERGY	0	53,093.00	126,468.00
06 E	005 870 852 386 520			BUILDING CONSTRUCTION/DEFERRED MAINTENANCE/BUILDING CON		53,093.00	
			3552244-	CAPITAL	0	73,375.00	
06 E	005 870 851 386 520			BUILDING CONSTRUCTION/DEFERRED MAINTENANCE/BUILDING CON		73,375.00	
				1 Computer	Check(s) For a Total of		126,468.00

	0	Manual	Checks For a Total of	0.00
	0	Wire Transfer	Checks For a Total of	0.00
	0	ACH	Checks For a Total of	0.00
	1	Computer	Checks For a Total of	126,468.00
Total For	1	Manual, Wire Tran, ACH & Computer	Checks	126,468.00
Less	0	Voided	Checks For a Total of	0.00
			Net Amount	126,468.00

FUND SUMMARY

Fund	Description	Balance Sheet	Revenue	Expense	Total
06	CONSTRUCTION/BUILDING FUND	0.00	0.00	126,468.00	126,468.00

	Monitoring and Compliance 1500 Highway 36 West Roseville, MN 55113-4266	<b>ASSURANCE OF COMPLIANCE WITH  STATE AND FEDERAL LAW  PROHIBITING DISCRIMINATION</b>	ED-00199-08
			DUE: 11/15

**GENERAL INFORMATION AND INSTRUCTIONS:** Pursuant to Minnesota Statutes, section 127A.42, subd. 3, each school board shall annually submit to the Commissioner of Education a statement of compliance with state and federal laws prohibiting discrimination and provide the designated supporting information to assure that statement. Complete this form as directed and return it to the above address by November 15. Retain a copy for your files.

<b>IDENTIFICATION INFORMATION</b>			
School District Name <b>Yellow Medicine East</b>			District Number <b>2190</b>
Name of District Contact Person <b>Allen Stoeckman</b>	Title <b>Superintendent</b>	Telephone Number <b>(320) 564-4081</b>	FAX Number <b>(320) 564-4782</b>

<b>STATEMENT OF ASSURANCE</b>
-------------------------------

- The undersigned hereby affirm that the above named school district is in compliance with the following state and federal laws prohibiting discrimination:
1. Minnesota Statute, section 363.03, Minnesota Human Rights Act, which prohibits discrimination in education programs and activities on grounds of race, color, creed, religion, national origin, sex, marital status, status with regard to public assistance, sexual orientation, disability or age.
  2. Title VI of the Civil Rights Act of 1964 (42 USC 2000d., et. seq.; 34 CFR Part 100), which provides that no person in the United States shall, on the grounds of race, color, or national origin, be excluded from participation in, be denied the benefits of, or be otherwise subjected to discrimination under any program or activity for which the district receives federal financial assistance.
  3. Title VII of the Civil Rights Act of 1964 (42 USC 2000e., et. seq.; P.L. 88-352), as amended by the Equal Employment Opportunity Act of 1972 (P.L. 92-261), which prohibits discrimination in employment because of an individual's race, color, religion, sex, or national origin.
  4. Title IX of the Education Amendments of 1972 (20 USC, Section 1681; 34 CFR Part 106), which prohibits discrimination on the basis of sex in education programs and activities receiving or benefiting from federal financial assistance.
  5. The Age Discrimination in Employment Act of 1967 (29 USC, Section 621; 42 USC Section 6101; 29 CFR Part 860), which prohibits discrimination on the basis of age (over 40 years).
  6. Minnesota Statute, section 121A.04, which prohibits sex discrimination in athletic programs.
  7. Minnesota Statute, section 121A.03, which requires school districts to have a policy prohibiting sexual/racial/religion harassment and violence which applies to students, teachers, administrators and other school personnel.
  8. Minnesota Rules, Chapter 3535, relating to equality of educational opportunity and school desegregation, and prohibition of discriminatory practices.
  9. Section 504 of the Rehabilitation Act of 1973 34 C.F.R. part 104, prohibiting discrimination on the basis of disability.
  10. American with Disabilities Act 42 U.S.C. § 12101, *et seq.*, also prohibiting discrimination on the basis of disability.
  11. Minnesota Rules, part 3500.0550 relating to Inclusive Educational Program Plan.
  12. Equal Education Opportunities and Transportation of Students (20 U.S.C. § 1703).
  13. Title VII of the Civil Rights Act of 1964 Pregnancy Discrimination Act (within Title VII) 42 U.S.C. § 2000 e(k).
  14. Fair Housing Act 42 U.S.C. § 3601 *et seq.* 24 C.F.R. part 100.
  15. Age Discrimination Act 42 U.S.C. § 6101, 6102; 45 C.F.R. part 100.
  16. Prohibition of Discrimination Based on Blindness (20 U.S.C. § 1684).
  17. May 25, 1970, Office of Civil Rights Memorandum, "Identification of Discrimination and Denial of Service on the Basis of National Origin".
  18. August 1975, Office of Civil Rights Memorandum, "Identification of Discrimination in the Assignment of Children to Special Education Programs".

This assurance is given in consideration of and for the purpose of obtaining any and all federal grants, loans, contracts, property, discounts, or other federal and state financial assistance extended after the date hereof to the district by the U.S. Department of Education and the Minnesota Department of Education (MDE), including installment payments after such date of application for federal financial assistance and state aid allotments which were approved before such date. The district recognizes and agrees that such federal and state financial assistance will be extended in reliance on the representations, supporting information required by Minnesota Statute, section 127A.42, subd. 3 and agreements made in this assurance. This assurance is binding on the district and the persons whose signatures appear below and who are authorized to sign on behalf of the district.

Furthermore, the undersigned hereby affirm that there is a copy of each of these laws in each building in the district and that the information given on page two and three of this form is accurate and complete.

_____ Signature - School District Superintendent	<b>October 10, 2011</b> _____ Date
_____ Signature - President or Chairperson of School Board	<b>October 10, 2011</b> _____ Date
_____ Signature - Clerk of School Board	<b>October 10, 2011</b> _____ Date

Member \_\_\_\_\_ introduced the following Resolution and moved its adoption:

**RESOLUTION TO SUBMIT MSHSL FOUNDATION APPLICATION**

WHEREAS, Yellow Medicine East, ISD 2190, would like to purchase a portable AED;

WHEREAS, Yellow Medicine East, ISD 2190, would like to offset costs for coaches who attend clinics;

BE IT RESOLVED by the School Board of Independent School District 2190, Yellow Medicine East, that the School District submit an application to the Minnesota State High School League Foundation for grant dollars to assist, recognize, promote, and fund extra-curricular participation by high school students in athletics and fine arts programs.

The motion for the adoption of the foregoing Resolution was duly seconded by \_\_\_\_\_,

and upon a vote being taken thereon, the following voted in favor thereof: \_\_\_\_\_

And the following voted against the same: \_\_\_\_\_

Whereupon said Resolution was declared duly passed and adopted.

Date: \_\_\_\_\_

# Yellow Medicine East Independent School District 2190

## *Annual Report on Curriculum, Instruction & Student Achievement 2010-2011*

The Yellow Medicine East School Board **approved?** *The Annual Report on Curriculum, Instruction and Student Achievement* at its regular board meeting on October 10, 2011. An electronic copy of this document is available online at [www.isd2190.org](http://www.isd2190.org). A paper copy of this document can be requested from the District Office.

### **Instructional and Curriculum Advisory Committee**

We believe the community should have an opportunity to be involved in the development of the school curriculum. Anyone who resides in the school district, or is the parent of an open-enrolled student in the district, may apply for membership on the Instructional and Curriculum Advisory Committee by contacting Allen Stoeckman at 320-564-4081. No one will be excluded from membership due to national origin, race, gender, disability, age, nor political or religious affiliations. Membership is for two years with meetings held four times a year.

#### **2010-2011 Committee Members**

<b>Name</b>	<b>Term Expires</b>	<b>Involvement</b>
Allen Stoeckman	Continuing	Superintendent
Karen Norell	Continuing	Secondary Principal & Parent
Jodi Kennedy	Continuing	Elementary Principal
Robin Henderson	Continuing	Staff & Community
Helen Blue-Redner	Continuing	American Indian Liaison & Parent
Adela Espinoza	Continuing	Hispanic Liaison & Parent
Dawn Odegard	2011	Community & Parent
Jennifer Kattevold	2011	Community & Parent
Heather Anderson	2012	Teacher
Kaia Bergeson	2012	Teacher
Paul Hoernemann	2011	Teacher & Parent
Sheila Koepke	2011	Teacher & Parent
Peggy Kvam	2011	Teacher
Cindy Lavin	2011	Teacher
Jake Suter	2012	Teacher
Kalli Knutson	2012	Student
Azalia Magana	2012	Student

# *Yellow Medicine East Schools*

## **Mission**

The mission of the Yellow Medicine East School District is to create opportunities for all individuals to be successful in an inclusive environment where lifelong learning is nurtured.

## **Goals & Values**

- Develop in students the communication, academic and social skills needed to contribute to a global, digital society.
- Infuse the use of technology into the curriculum to support individualized learning from early childhood through post secondary experiences.
- Foster lifelong wellness and cooperation through curricular and co-curricular activities.
- Afford teachers opportunities for self-renewal by supporting innovative teaching techniques that model a passion for learning.
- Access the talents of support staff, volunteers and community experts to enhance student learning.
- Provide state-of-the-art, environmental friendly learning, performance, and gathering spaces.
- Cooperate with neighboring school districts to adapt to the changing demographic and educational needs of our region.

Adopted 4-13-2009

## **Student Achievement**

YME schools administer numerous standardized assessments to evaluate our students' learning. The purpose of these assessments is to meet the federal requirements of No Child Left Behind (NCLB), to make curriculum decisions, to develop District and Site improvement plans, and to make decisions about individual student needs.

NWEA – Northwest Evaluation Assessment  
GRAD – Graduation Required Assessment for Diploma

MCA – Minnesota Comprehensive Assessment  
DRA – Developmental Reading Assessment

<b>Assessment</b>	<b>Grade</b>	<b>Purpose</b>
NWEA Reading & Math	K-6	Formative online assessment
MCA Reading & Math	3-8	District accountability and individual growth
GRAD Test of Written Composition	9	District and individual accountability (Must pass to graduate)
GRAD/MCA Reading	10	District and individual accountability (Must pass to graduate)
GRAD/MCA Math	11	District and individual accountability (Must pass to graduate)
MCA Science	5,8 & HS Life Science	District and individual accountability
EXPLORE	8	Preparing for high school studies
PLAN	10	Planning & preparing for college and the workplace
ACT & SAT	11 & 12	College admission
DRA	K-5	Reading placement, individual accountability

## Improvement Goals 2010-2011

**Reading:** To improve each grades reading proficiency score by 11% as measured by the 2011 Minnesota Comprehensive Assessment II (MCA II). (A goal of 11% was required to meet NCLB 100% proficiency by 2014.)

**Math:** To improve each grades math proficiency score by 12% as measured by the 2011 Minnesota Comprehensive Assessment III (MCA III). (A goal of 12% was required to meet NCLB 100% proficiency by 2014.)

### *Percent of students proficient in MCA I Reading*

Grade	2009		2010		2011	
	YME	State	YME	State	YME	State
3 <sup>rd</sup>	55.8	78.3	52.0	76.3	70.6	78.5
4 <sup>th</sup>	51.9	74.5	54.1	72.5	56.3	75.1
5 <sup>th</sup>	52.7	72.2	60.0	76.3	58.5	80.3
6 <sup>th</sup>	63.3	72.6	51.0	71.6	66.0	75.0
7 <sup>th</sup>	57.4	64.8	39.8	66.0	47.2	69.6
8 <sup>th</sup>	57.6	66.8	60.3	68.1	61.0	68.1
10 <sup>th</sup> MCA II & GRAD	80.3	74.2	77.3	75.3	64.6	75.3

### *Percent of students proficient in MCAMath*

Grade	MCA II 2009		MCA II 2010		MCA III 2011	
	YME	State	YME	State	YME	State
3 <sup>rd</sup>	56.3	82.1	61.4	82.9	63.6	70.2
4 <sup>th</sup>	61.5	74.9	55.1	77.0	50.0	67.2
5 <sup>th</sup>	41.7	65.4	53.7	68.6	33.3	53.6
6 <sup>th</sup>	63.6	63.8	52.2	69.0	55.6	50.3
7 <sup>th</sup>	58.1	62.6	47.4	64.4	38.5	51.7
8 <sup>th</sup>	53.7	59.7	48.4	58.6	29.1	53.3
11 <sup>th</sup> MCA II & GRAD	29.9	41.6	28.9	43.3	40.8	48.6



College Readiness Letter for:  
YELLOW MEDICINE EAST SD 2190

July 18, 2011  
Code: 247928

SUPERINTENDENT  
YELLOW MEDICINE EAST SD 2190  
450 9TH AVE  
GRANITE FALLS, MN 56241



011062110

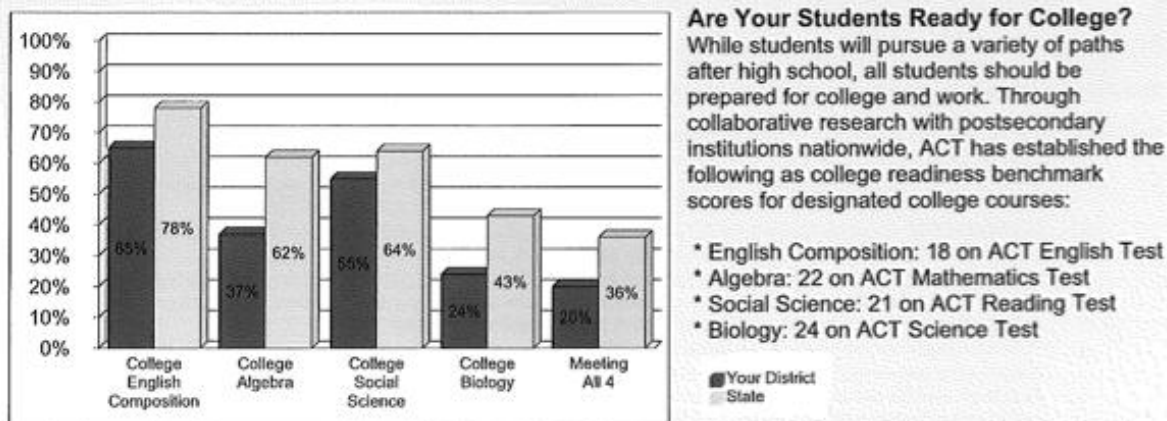
This report reflects the achievement of your graduates on the ACT over time and an indication of the extent to which they are prepared for college-level work. The ACT consists of curriculum-based tests of educational development in English, mathematics, reading, and science designed to measure the skills needed for success in first year college coursework. Table 1 shows the five-year trend of your ACT-tested graduates. From this table you can determine:

- Changes in the number and percentage of participants
- Score changes in subject areas and the ACT composite
- How your graduates compare with state averages

Table 1: Five Year Trends - Average ACT Scores

Grad Year	Total Tested		English		Mathematics		Reading		Science		Composite	
	District	State	District	State	District	State	District	State	District	State	District	State
2007	55	43,534	20.4	21.8	20.9	22.5	22.1	22.8	21.1	22.5	21.2	22.5
2008	55	44,863	20.6	21.9	21.4	22.6	21.2	23.0	21.1	22.5	21.2	22.6
2009	42	43,642	19.3	22.0	19.4	22.7	20.2	23.1	20.4	22.6	19.9	22.7
2010	53	44,323	18.9	22.3	20.4	22.9	21.3	23.2	20.4	22.8	20.4	22.9
2011	51	44,952	19.7	22.3	20.7	23.0	21.5	22.9	20.9	22.8	20.8	22.9

Figure 1. Percent of ACT-Tested Students Ready for College-Level Coursework



A benchmark score is the minimum score needed on an ACT subject-area test to indicate a 50% chance of obtaining a B or higher or about a 75% chance of obtaining a C or higher in the corresponding credit-bearing college courses.

A High School College Readiness Letter has been sent to the Principal of each high school with at least one ACT-tested graduate.

## Achievement Results

**Reading:** On the 2011 Minnesota Comprehensive Assessments the YME School District improved by 7% that was short of the 11% goal, but a substantial improvement. (See page 3.)

**Math:** On the 2011 Minnesota Comprehensive Assessment, previous years' results could not be compared. Due to new more rigorous Math Standards a new assessment (MCA III) was given online to students in grades 3-8. Grade 6 did score higher than the state average. (See page 3.)

The GRAD/MCA II for grade 11 was the same assessment as in previous years so results could be compared. Grade 11 students improved 11.9% effectively meeting the 12% improvement goal. (See page 3)

**ACT:** In 2011, YME students showed an improvement from 2010 in all areas that include English, Mathematics, Reading, and Science. (See page 4.)

## Staff Development Goals

Due to the frequent turnover of staff development coordinators in recent years and a changing focus of staff development topics, it was determined to establish consistent goals for the next two school years from 2011 through 2013. From research by Douglas Reeves entitled *High Performance in High Poverty Schools: 90/90/90 and Beyond* in large group discussion, small group discussions and an online survey, five areas were selected. (On the next page you will see a sample page from the survey.)

These staff development areas are:

- Classroom management
- Curriculum mapping
- Best Practice Instruction
- Assessment
- Reading and Writing Strategies

Within each of these five areas a focus topic was chosen:

- Positive Behavior Intervention Strategies
- Visual displays of K-12 curriculum
- Effective use of technology
- Formative assessment
- Reading for comprehension and Writing in all courses

## Constituent Survey

The last page of this document compares the results of a "YME Report Card" survey of Staff Members and Board Members completed 3 times, once in June of 2010, in November of 2010, and in May of 2011. All areas showed an improvement, the most being in the areas of Order and Discipline and Staff Morale. The hope is to improve "school climate" to improve student achievement.

**1. Please choose your areas of interest regarding "Management". (Multiple answers accepted)**

		Response Percent	Response Count
Behavior interventions		54.5%	42
Training for health & behavior needs		24.7%	19
Collaboration between teacher and para		28.6%	22
<b>Positive Behavior Intervention Strategies (PBIS)</b>		<b>57.1%</b>	<b>44</b>
Strategies to be a more effective classroom manager		28.6%	22
Managing classroom time and space		18.2%	14
Classroom climate		23.4%	18
Establishing rules and procedures		11.7%	9
Large group strategies		7.8%	6
Small groups and working in pairs		6.5%	5
Importance of "the first days of school"		15.6%	12
		<b>answered question</b>	<b>77</b>
		<b>skipped question</b>	<b>3</b>



**YME Report Card June 2010**

Please award a letter grade for the following areas.						
Answer Options	A	B	C	D	F	Response Count
Facility Appearance	4	17	34	21	3	79
Order and Discipline	0	14	29	20	16	79
Academic Instruction	11	45	15	6	1	78
Connected Students and Staff	6	40	24	7	1	78
Staff Morale	2	10	29	22	15	78
Public Perception	0	14	43	16	4	77
<i>answered question</i>						<b>79</b>
<i>skipped question</i>						<b>0</b>

**YME Report Card 1st Quarter 2010-11**

Please award a letter grade for the following areas.						
Answer Options	A	B	C	D	F	Response Count
Facility Appearance	12	38	26	6	1	83
Order and Discipline	3	39	33	7	1	83
Academic Instruction	10	55	16	1	0	82
Connected Students and Staff	9	43	28	2	0	82
Staff Morale	3	27	33	17	3	83
Public Perception	2	29	45	4	1	81
<i>answered question</i>						<b>83</b>
<i>skipped question</i>						<b>0</b>

**YME Report Card May 2011**

Please award a letter grade for the following areas.						
Answer Options	A	B	C	D	F	Response Count
Facility Appearance	9	39	31	9	3	91
Order and Discipline	2	43	39	5	2	91
Academic Instruction	10	56	23	1	1	91
Connected Students and Staff	8	50	28	2	2	90
Staff Morale	3	31	39	13	4	90
Public Perception	5	25	50	8	1	89
<i>answered question</i>						<b>91</b>
<i>skipped question</i>						<b>0</b>

Using grade point averages (A=4 pts, B=3 pts, C=2 pts, etc.) from June 2010 to May 2011 all areas improved.

Order and Discipline	up 0.89	Facility Appearance	up 0.49	Connectedness	up 0.12
Staff Morale	up 0.66	Public Perception	up 0.41	Academic Instruction	up 0.04