



Future Ready. Community Strong.

Regular Meeting Agenda

Diamondhead Education Center
200 W. Burnsville Parkway
Burnsville, MN, 55337
September 27, 2018
6:30 PM

5:45 PM Listening Session with Directors DeeDee Currier and Abigail Alt

- I. Call to Order
 - A. Welcome
 - B. Pledge of Allegiance
- II. Approve Agenda
- III. Information
 - A. Future Ready. Community Strong.
 - 1. Preview Fall Fest 3
Presenter: Dr. Kathy Funston, Director of Strategic Partnerships and Pathways
 - 2. Report on Changes to Early Child Education 4
Presenter: Jacqueline Smith, Special Education Supervisor, and Cindy Check, Community Education Coordinator ECFE
 - 3. Sky Oaks Principal Overview 17
Presenter: Jon Bonneville, Principal
 - B. Committee Reports 30
- IV. Business Meeting
 - A. Consent Agenda

Although board action is required, it is generally unnecessary to hold discussion on these items. In the event a board member wishes to discuss an item, that item will be moved for separate consideration.

 - 1. Approve Minutes 55
 - 2. Approve Personnel Recommendations 57
 - 3. Adopt a Resolution to Approve and Accept Donations 58
 - 4. Approve July Payroll, Claims and Receipts 60
 - 5. Accept the Budget Analysis for the Month Ending June 30, 2018 105
 - 6. Receive a Report on the Listening Session on September 13, 2018 110
 - 7. Approve the School Bus Stops at which School Bus Drivers Shall not Activate the Eight-Way Flashing Red Signals and Authorize the Director of Transportation to Modify the List as Necessary as School Bus Routes are 111

Modified

V. New Business

A. Certify the Proposed Tax Levy Payable in 2019 and set the Date of the Truth and Taxation Hearing 118

Presenter: Lisa Rider, Executive Director of Business Services

B. Approve the Proposed Revisions and Readopt the Unchanged Language in the Master Agreement between Information Technology Specialists and ISD 120
191

Presenter: Stacey Sovine, Executive Director of Human Resources

VI. Adjourn to a Board Workshop for Board / BEA Planning



**Agenda III.A.1.
September 28, 2018**

To: Board of Education, Members
Cindy Amoroso, Superintendent

From: Dr. Kathy Funston, Director of Strategic Partnerships and Pathways

Date: September 21, 2018

Re: Preview Fall Fest

Receive a Preview of the Fall Fest from Dr. Kathy Funston, Director of Strategic Partnerships and Pathways.



Future Ready. Community Strong.

**Agenda III.A.2.
September 28, 2018**

To: Board of Education, Members
Cindy Amoroso, Superintendent

From: Jacqueline Smith, Special Education Supervisor, and Cindy Check, Community Education Coordinator ECFE

Date: September 21, 2018

Re: Report on Changes to Early Child Education

Receive a report on Changes to Early Education from Jacqueline Smith, Special Education Supervisor, and Cindy Check, Community Education Coordinator ECFE.



One91
Burnsville · Eagan · Savage



5

One91 Early Childhood Programs Update September 27, 2018

Future Ready. Community Strong.

We are One91 Early Childhood



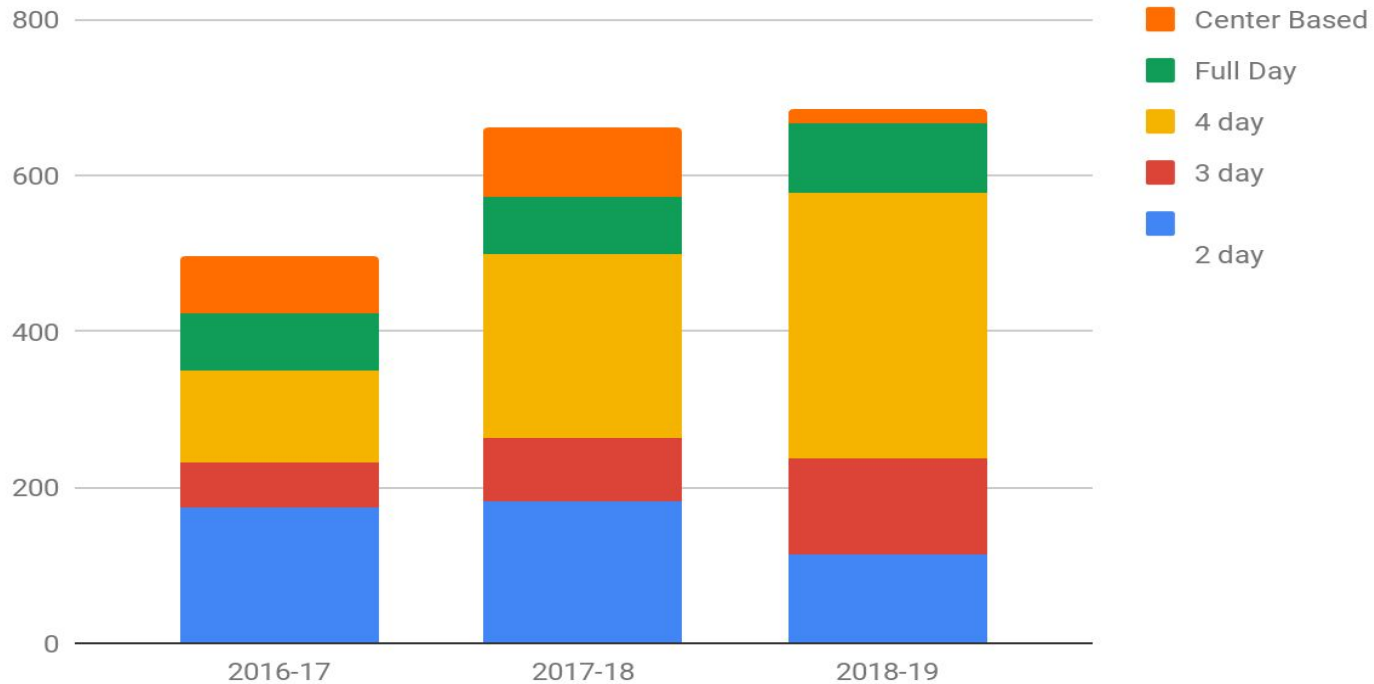
130+ Early Childhood Professionals and support staff working together for all young children!
Growing the Future. Family Strong.

An Inclusive Philosophy

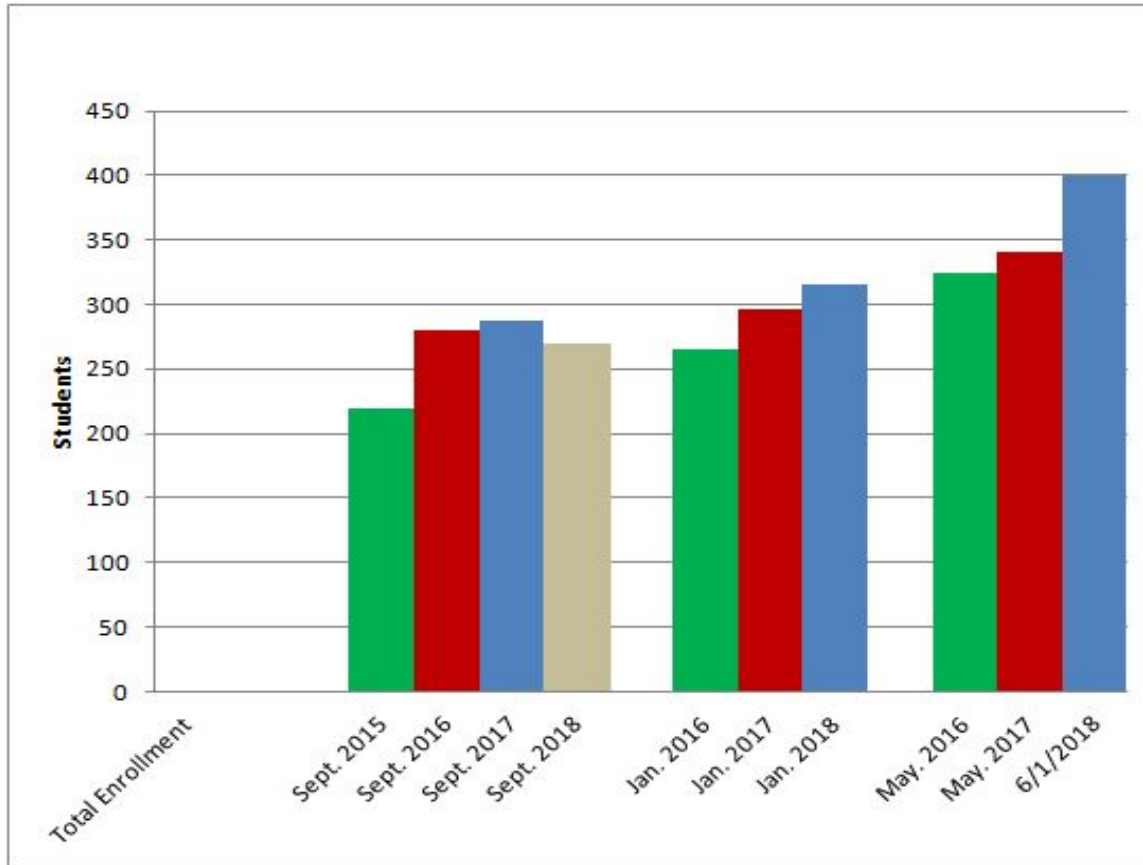
- All children are children first!
- All children come with varying strengths and needs
- Striving to meet the needs of all children within each classroom with appropriate access, participation and supports



Growth in Enrollment



Growth in ECSE Qualifying Students



Growth in Collaborative Practices

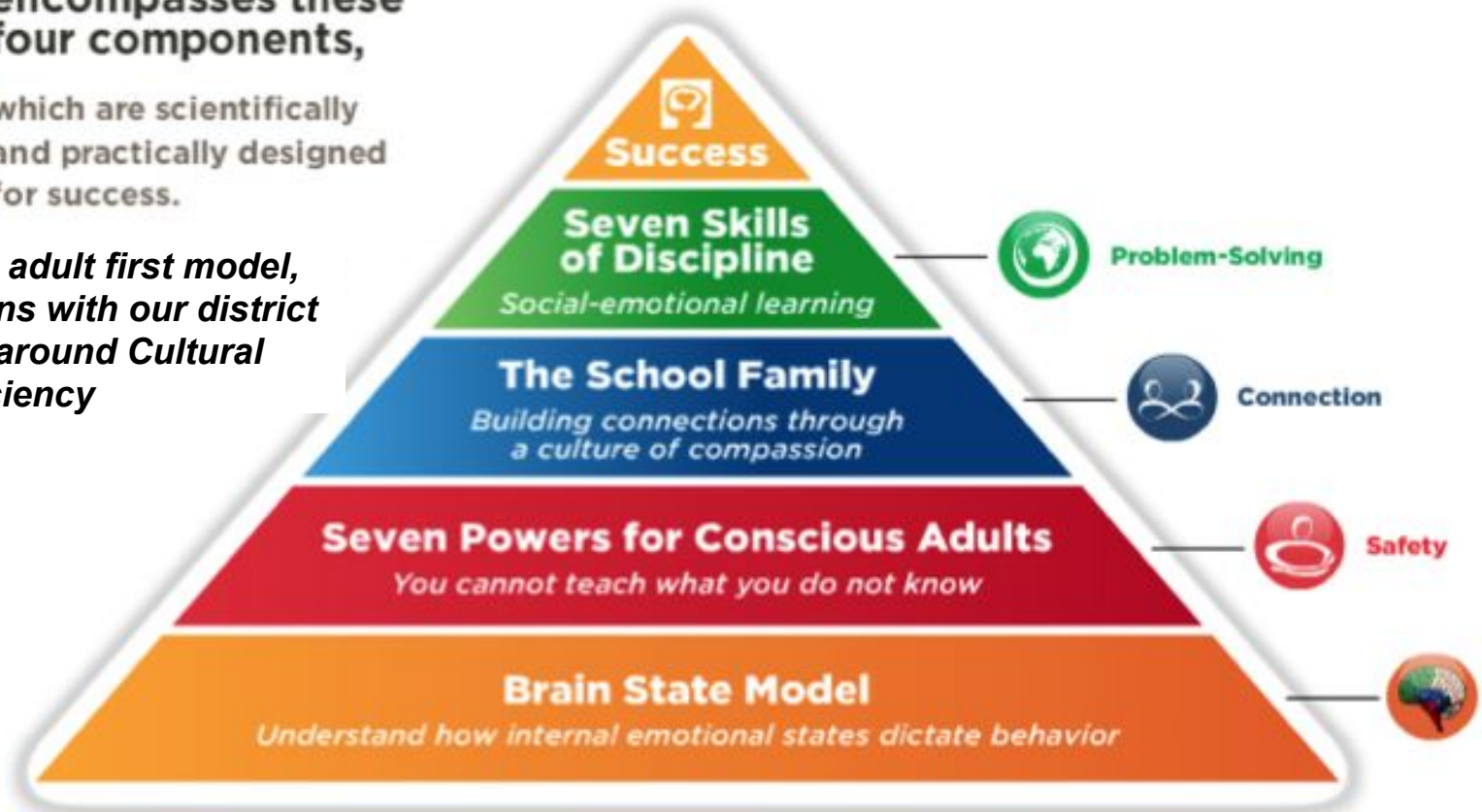
- Combined Professional Development for staff
- Shared assessment and curriculum
- Shared Social Emotional Learning Approach
- Shared planning time:
 - identifying goals and objectives for all children*
 - adaptations and modifications*
 - tiered supports*

Conscious Discipline

Conscious Discipline encompasses these four components,

which are scientifically and practically designed for success.

As an adult first model, it aligns with our district work around Cultural Proficiency



Teaching Strategies GOLD and Creative Curriculum

Rationale:

- Unified assessment and curriculum
- Aligned with the Minnesota Early Childhood Indicators of Progress and approved by the Minnesota Department of Education
- Assessment is authentic, conducted during play and considerate of family and classroom contexts
- Learning Studies are relevant to children's interests, family and community experiences
- Study celebrations include family in the learning process

Fundamental Principles:

- Positive interactions and relationships with adults provide a critical foundation for successful learning.
- Social-emotional competence is a significant factor in school success.
- Constructive, purposeful play supports essential learning.
- The physical environment affects the type and quality of learning interactions.
- Teacher-family partnerships promote development and learning.

Aimswweb Fall 2017 K Data

Test Performance Comparison Primary Enrollment, 2017 - 2018

Group: 2016-17 VPK
Status: All Students
Attribute: Grade-K

Test: Season:
 Type: Category:
 Scale: Test Status:

Selection

90	10	14.3%
75	9	12.9%
50	13	18.6%
25	16	22.9%
10	22	31.4%
Total	70	100.0%



School

90	47	7.9%
75	74	12.5%
50	105	17.7%
25	175	29.5%
10	192	32.4%
Total	593	100.0%



Aimswweb Spring 2018 K Data

Test Performance Comparison

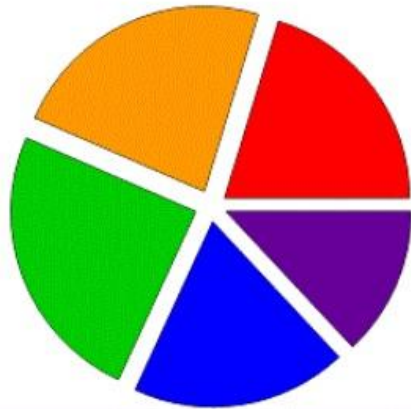
Primary Enrollment, 2017 - 2018

Group: 2016-17 VPK
 Status: All Students
 Attribute: Grade-K

Test: Season:
 Type: Category:
 Scale: Test Status:

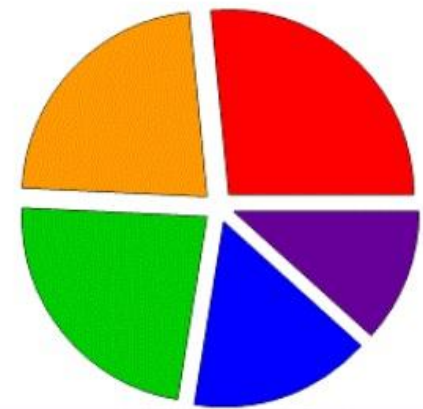
Selection

90	9	13.0%
75	13	18.8%
50	17	24.6%
25	16	23.2%
10	14	20.3%
Total	69	100.0%



School

90	70	11.7%
75	95	15.9%
50	139	23.2%
25	136	22.7%
10	159	26.5%
Total	599	100.0%



Growing Forward...

District and Community Partnerships

promote understanding of best practices in early childhood within district and community

Family Partnerships

increase parent involvement in early education

Data Analysis and Impact

build capacity to analyze and use data for decision making



Each Student. Future Ready. Community Strong.

Early Childhood is the foundation for a future of learning, relating and contributing to our community.

THANK YOU for your support of our youngest learners!





**Agenda III.A.3.
September 28, 2018**

To: Board of Education, Members
Cindy Amoroso, Superintendent

From: Jon Bonneville, Principal

Date: September 21, 2018

Re: Sky Oaks Principal Overview

Receive a Sky Oaks Principal Overview from Jon Bonneville, Principal.



ONE91
Burnsville • Eagan • Savage



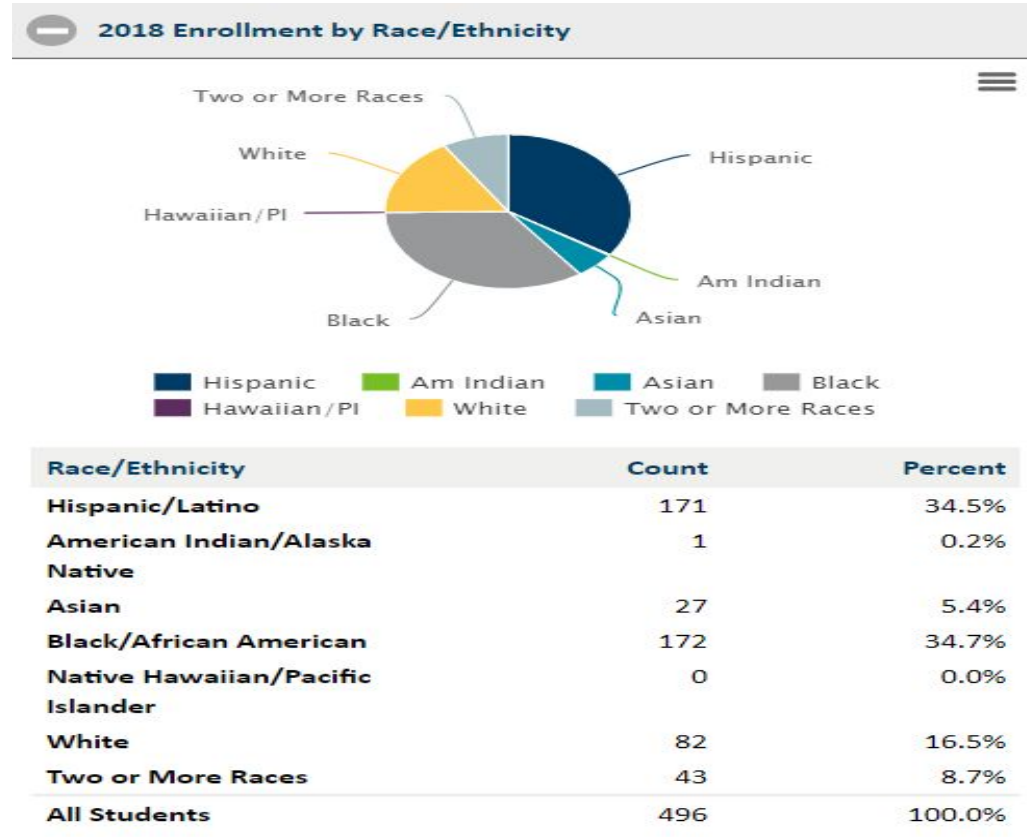
Sky Oaks Elementary
2018
School Board Report

Building Leadership Team:

- Sarah Zeigler (Instructional Coach)
- Tasha Flikeid (Continuous Improvement Coach)
- Wendy Riphenburg (English Language Teacher)
- Sarah Singleton (Grade 1 Teacher)
- Matt Berg (5th Grade Teacher)
- Laurie Cunnien (Reading Interventionist)
- Holly Schultz (School Psychologist)

Demographics

Ethnicity



From MN Dep't of Education:
education.state.mn.us

Site Improvement Plan

Achievement Goals:

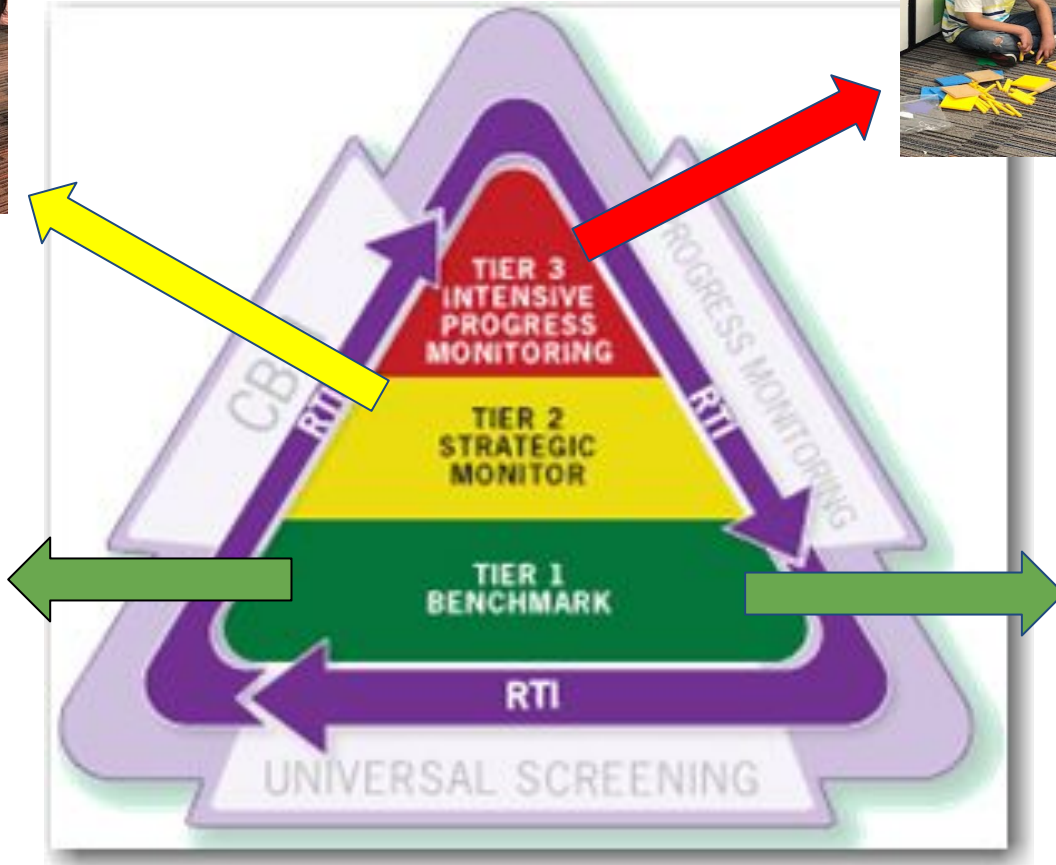

The **proficiency gap** between the white student group and the English Language Learners enrolled in grades 3-5 at Sky Oaks for at least half a school year on the MCA and MTAS will **decrease** from 37.3 in 2018 to 34.3 in 2019 by increasing the proficiency rate of the groups as follows:

- A. White student group from 54% in 2018 to 57% in 2019 and
- B. EL students from 16.7% to 22.7%

Multiple Tiers of Student Support

MTSS

Tiers 1, 2, 3



22



AIMSweb- The Medical Analogy

Benchmarking: Who's running a fever?

Diagnose: What is causing symptoms?

23 Prescribe Medicine: Interventions

Administer the Medicine:

Implement targeted instruction/interventions

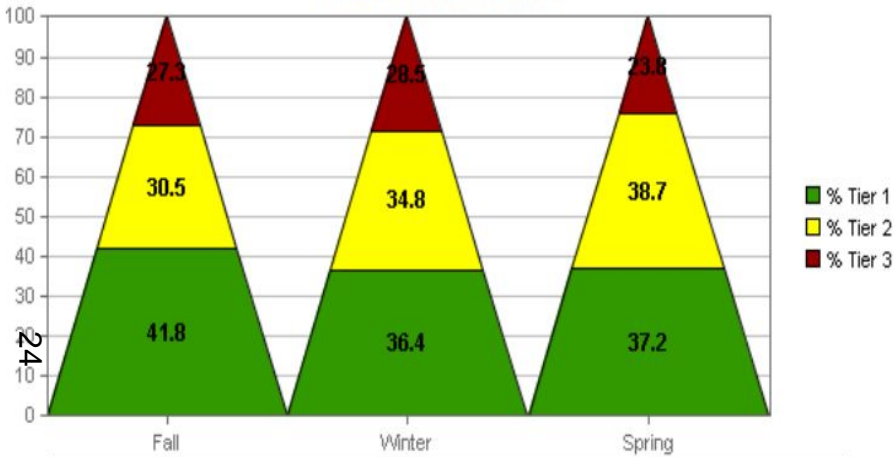
Check Up: Progress Monitor

Modify Treatment Plan if needed



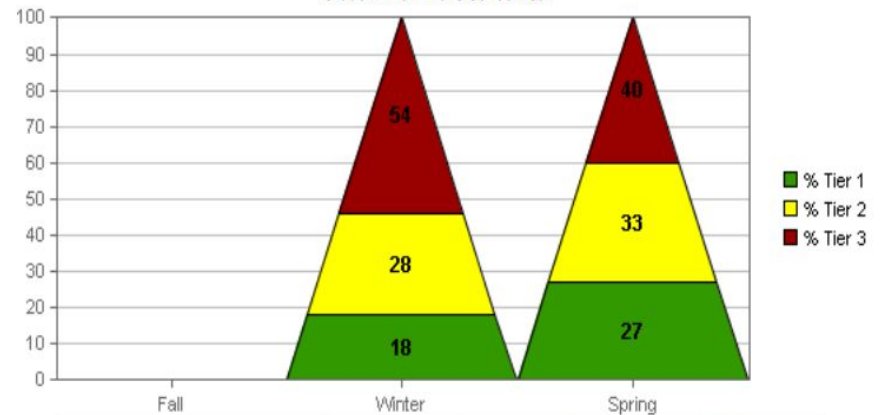
AIMSweb

Tier Transition Report
Burnsville-Eagan-Savage - ISD 191-Sky Oaks Elementary
Reading - Curriculum Based Measurement
Grade 2 : 2017-2018 School Year



	Fall	Transition	Winter	Transition	Spring
Tier 3	17 (27.3%)	14	18 (28.5%)	13	16 (23.8%)
Tier 2	19 (30.5%)	1	22 (34.8%)	1	26 (38.7%)
Tier 1	26 (41.8%)	0	23 (36.4%)	1	25 (37.2%)
New Student		15		9	
Unscored		6		5	
Total Students	62		63		67

Tier Transition Report
Tier Transition Report
Burnsville-Eagan-Savage - ISD 191-Sky Oaks Elementary
MAZE - Comprehension
Grade 2 : 2017-2018 School Year



	Fall	Transition	Winter	Transition	Spring
Tier 3	0 (0%)	0	33 (54%)	16	27 (40%)
Tier 2	0 (0%)	0	17 (28%)	5	22 (33%)
Tier 1	0 (0%)	0	11 (18%)	1	18 (27%)
New Student		71		10	
Unscored		0		4	
Total Students	0		61		67

Note: Unscored also includes any students who may have been transferred.

Next Steps:

Data Days

Coaching Focus

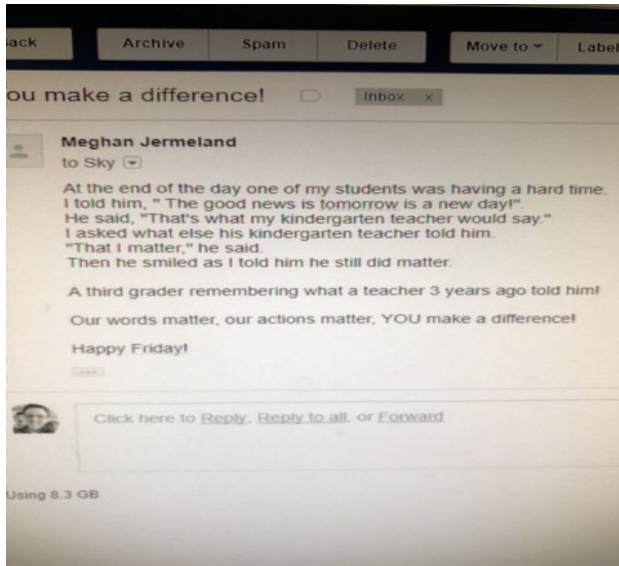
- Focus on Accelerated Growth
- Lesson Study
- Culture for Learning
- Move Mindfully
- Conscious Discipline

We are Proud of:

- Instructional Efforts
- Impact Statements
- Positive Behavior Intervention and Supports (PBIS) efforts
- Climate and Culture
- Parent Engagement - PTO partnership
- Social and Emotional Identification
Devereux Student Strengths Assessment (DESSA)
- Move Mindfully (School Wide)

Celebrations

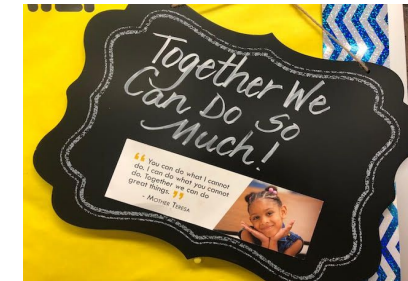
27



Climate and Culture



PBIS



#WeAreSkyOaks

Operation Warm





The Sky Flyers

[Sky Flyer Training Day Video](#)

28

They are a team of 4th and 5th graders who SOAR into action as peer leaders! Activities such as monthly presentations in all classrooms, PBIS rallies, and a weekly Newscast directly link to and support goals reflected in the Culture and Climate component of Sky Oak's School Improvement Plan (SIP). Specifically, they support enhancing our Culture for Learning (as defined by Charlotte Danielson) and PBIS.

Contact Information:

Jon Bonneville

Website address

@jskyoaks

952-707-3701

100 E 134th Street



**Agenda III.B.
September 28, 2018**

To: Board of Education, Members
Cindy Amoroso, Superintendent

From: Jim Schmid, Chair

Date: September 21, 2018

Re: Committee Reports

The following committees may provide updates to the School Board:

Technology Committee – Bob VandenBoom, Committee Chair
Policy Review Committee – Abigail Alt, Committee Chair
Student Performance and Achievement – Dan Luth, Committee Chair
Negotiating Committee- Dan Luth, Committee Chair
Intermediate School District 917 - DeeDee Currier, Board Representative
Sourcewell - Abigail Alt, Board Representative

Other Board Assignments:

- MSBA
- AMSD
- Foundation 191
- Minnesota State High School League
- BHS Hall of Fame
- Burnsville Chamber of Commerce
- Savage Chamber of Commerce
- Dakota Chamber of Commerce
- Scott County SCALE
- U of M CIS

Economic Development Authority

Draft 10-Year Financial Plan

Add Economic Development Services & Reduced Debt Service to Ames Center - \$25,000 2019 +35,000 annual increase in future years

	Actuals		2018 Budget			2019 Budget		Projected					2024	2025	2026	2027	2028
	2016	2017	Original	Amended	Estimate		% Chg	2020	2021	2022	2023						
SOURCE OF FUNDS:																	
EDA Property Tax Levy	592,500	617,500	717,500	717,500	717,500	742,500	3%	777,500	812,500	847,500	882,500	917,500	952,500	987,500	1,022,500	1,057,500	
Less: MVHC & delinquent	(3,932)	(6,279)	-	-	-	-	-	-	-	-	-	-	-	-	-	-	
Net EDA Levy	588,568	611,221	717,500	717,500	717,500	742,500	3%	777,500	812,500	847,500	882,500	917,500	952,500	987,500	1,022,500	1,057,500	
Environmental Legacy Fund (ELF) Grant						1,105,000											
Investment Income	4,273	4,813	7,000	7,000	7,000	7,000	-	6,357	4,520	3,388	2,446	1,692	1,121	729	509	457	
TOTAL SOURCE OF FUNDS	592,841	616,034	724,500	724,500	724,500	1,854,500	156%	783,857	817,020	850,888	884,946	919,192	953,621	988,229	1,023,009	1,057,957	
USE OF FUNDS:																	
Current Economic Development	140,448	149,910	190,442	190,442	190,442	190,851	(2%)	198,485	206,424	214,681	223,268	232,198	241,486	251,145	261,191	271,639	
Greater MSP & MCCD	33,000	33,000	33,000	33,000	33,000	8,300	(75%)	8,300	8,300	8,300	8,300	8,300	8,300	8,300	8,300	8,300	
ED Conferences Staff Attendance						25,000		25,000	25,000	25,000	25,000	25,000	25,000	25,000	25,000	25,000	
ED Staff Project Mgr						120,000		124,800	131,040	137,592	144,472	151,695	159,280	167,244	175,606	184,386	
Marketing Consultant						100,000		100,000	100,000	100,000	100,000	100,000	100,000	100,000	100,000	100,000	
Initial Marketing & Branding Investment						100,000											
Other Professional Service & Current Expense						40,000		40,000	40,000	40,000	40,000	40,000	40,000	40,000	40,000	40,000	
Land Acquisition & Demo	-	-	-	-	-	1,105,000											
Transfer to Ames Center for debt	461,194	479,642	498,828	498,828	498,828	410,000		410,000	410,000	410,000	410,000	410,000	410,000	410,000	410,000	410,000	
TOTAL USE OF FUNDS	634,642	662,552	722,270	722,270	722,270	2,099,151	191%	906,585	920,764	935,573	951,040	967,193	984,066	1,001,689	1,020,097	629,325	
NET DIFFERENCE	(41,801)	(46,518)	2,230	2,230	2,230	(244,651)		(122,728)	(103,744)	(84,685)	(66,094)	(48,001)	(30,445)	(13,460)	2,912	428,632	
Beginning Fund Balance	844,113	802,312	755,794	755,794	755,794	758,024		513,373	390,645	286,901	202,216	136,122	88,121	57,676	44,216	47,128	
Ending Fund Balance	802,312	755,794	758,024	758,024	758,024	513,373		390,645	286,901	202,216	136,122	88,121	57,676	44,216	47,128	475,760	
Other Financial Information																	
Balance of Angel Fund loan	40,000	30,000	20,000	20,000	20,000	10,000		-	-	-	-	-	-	-	-	-	

13




32

Economic Development City of Burnsville

Stacie Kvilvang– Ehlers

September 11, 2018

1



Last Meeting

- Discussed goals and strategies
- We put actions to those strategies
- Discussed how you would define success – became some of the metrics
- Discussed willingness to consider additional City cash resources to implement the Plan
 - Staff/consultants
 - Levy dollars for projects, programs and branding/marketing
- **Tonight – Checking in to reaffirm strategies and review actions and go over staffing request**

33



Goals

- 12** 1. Ensure sustainability of the Burnsville Shopping Center/CR 42 Corridor
- 10** 2. Improve image of School District #191 and City
- 10** 3. Continue development within Heart of the City
- 9** 4. Enhance and build awareness around the City's existing housing and commercial programs and develop new programs as appropriate
- 5** 5. Continue the City's Position as a Regional Destination

- 3** 6. Attract a younger population to live and work in the City
- 3** 7. Attract new businesses and foster the growth of entrepreneurship
- 2** 8. Establish short and long-term development goals for the MRQ
- 2** 9. Foster business retention and growth/expansion of existing
- ~~10. Provide housing choices that don't currently exist in the community~~
- ~~11. Develop plan for location of new industrial users~~

34



Goals & Strategies

Goal 1 - Ensure sustainability of Burnsville Shopping Center/CR 42 Corridor

Goal Accomplishment(s)

Short-term - A formal plan is established that guides redevelopment of this corridor over the next decade.

Long-term - Burnsville Shopping Center is repositioned for future sustainability and occupancy along CR 42 is increased.

Performance Metrics

1. Property valuation increase of Mall and surrounding area
2. New business starts/remodels
3. Public reinvestment in infrastructure and/or public/private partnerships
4. Number and type of building permits and valuation

35

Strategies

Complete Burnsville Center/County Road 42 Master Redevelopment Plan



Actions/Tactics

- A. Finalize planning process
- B. Rezone area to be consistent with recommendations in the Master Redevelopment Plan
- C. Identify resources to implement plan recommendations
- D. Prepare staffing plan for implementation of plan recommendations



Goal #1

Strategies

Engage mall ownership and development community to explore feasible repositioning opportunities

Develop a reinvestment strategy that identifies public investment and resources required to facilitate private investment

Identify Transit Oriented Design (TOD) area around new transit stop and corridor

Actions/Tactics

- A. Hold regular meetings with key stakeholders
- B. Participate in industry trade events to raise the profile for the area
- C. Host developer roundtables to introduce the redevelopment opportunities to developers to share ideas and garner interest in the site
- D. Build and nurture relationships with targeted businesses and identify additional opportunities for partnerships that advance the redevelopment
- E. Host a "Broker/Developer" day and provide relevant information regarding development opportunities

- A. Incorporate plan recommendations into City-wide Capital Improvement Plan (CIP)
- B. Identify and include potential funding sources recommendation in City-wide CIP
- C. Develop long-term financial plan to accompany City-wide CIP revisions/additions

- A. Define and create small area plan principals around stop(s)
- B. Develop a TOD ordinance

Goal #1

Strategies

Establish a formal system to inform and engage businesses along CR 42 corridor



Actions/Tactics

- A. Identify all existing City-wide communication strategies for applicability
- B. Research and recommend new opportunities to communicate specifically about CR 42
- C. Prepare regular project status updates for the EDC, City Council and businesses

Develop wayfinding around traffic congestion on CR 42



- A. Study options available to address traffic congestion issues and develop recommendations for implementation
- B. Identify and include potential funding sources recommendation in City-wide CIP



Goal #2

Goal 2 – Improve image of School District #191 and City

Goal Accomplishment(s)

Short-term - Routine meetings between SD 191 Board and City Staff and minimum of annual meeting between full School Board and City Council.

Long-term - Current and future residents of the City view moving into the City and within the School District 191 as a positive. Realtors promote purchasing homes within the Burnsville and within School District.191

Performance Metrics

1. Number of meetings, attendance at meeting and outcomes met
2. Change in enrollment and increase in school performance measures
3. Survey results measuring perception
4. List of sites ready for development that were promoted within and outside of Burnsville
5. Increase in tax base relative to existing tax base
6. Number of site search or developer inquiries

Strategies

Engage School District 191 in meaningful dialogue to discuss issues and how City can assist

Actions/Tactics

- A. Establish peer to peer staff level meetings on a regular basis
- B. Prepare meeting agendas with desired outcomes
- C. Identify and share the City tools and resources that may help achieve mutually beneficial goals



Goal #2

Strategies

Embrace and actively engage with school board, City Council and business community to build relationships

Identify households and population within the District and engage SD on their information to identify fact-based issues/impacts

Identify areas within the community for redevelopment to improve visual image

Actions/Tactics

- A. Following from staff meetings, establish City Council / School board regular meetings (interval TBD)
- B. Assign staff liaisons charged with setting meeting agendas and facilitation to maximize use of time
- C. Participate in Chamber of Commerce-led leadership meetings
- D. Annual joint meeting with full City Council and School Board

- A. Prepare analysis of number of households, number of students, and performance outcomes in SD 191 vs other districts

- A. Monitor potential redevelopment sites within the community using established metrics
- B. Develop program to track property value changes
- C. Identify any changes in land use, City code or processes required to remove barriers to private redevelopment efforts while maintaining community
- D. Prepare information for the market that clearly identifies the types of opportunities possible for those sites
- E. Develop cost estimates for each site/area to purchase land and complete needed public improvements to determine gap, if any
- F. Determine what, if any, role the City may need to play financially to make these opportunities ready for development (Evaluate and communicate the potential public costs and benefits associated with participation in redevelopment)
- G. Determine what City resources may be available to assist the desired development
- H. Develop recognition program for property aesthetics (landscape and holiday lighting)

Goal #2

Strategies

Actions/Tactics

Develop a communications plan to more fully promote the City and inform residents and surrounding metropolitan area of the positive attributes and strides made within the community.

- A. Inventory existing communications strategies and identify gaps
- B. Leverage potential branding initiative to develop coherent message about the community
- C. Identify new and existing channels, including social media, to disseminate "brand"
- D. Include resources in a long-term staffing plan to ensure sustained effort

Enhance existing communication tools (website, social media, etc.) to assist in engagement

- A. Identify the best tools to promote engagement and disseminate the City's message
- B. Include resources to fill gaps through future budgeting requests

Develop informational opportunities and programs to provide factual/positive information about the SD #191 and City

- A. Explore feasibility of holding a "Real Estate Forum" to present City and school facts to Realtors
- B. Identify other engagement opportunities

Goal #2

Strategies

Establish a formal system to solicit stakeholder (residential and business property owners, School District, real estate groups, etc.) feedback concerning community opportunities.

Actively celebrate success in the SD #191 and the community through press releases, website, social media outlets and council comments

Establish neighborhoods to promote pride and internal image enhancement

Actions/Tactics

- A. Inventory the specific issues for which the City would like to receive feedback, including a potential survey for both residents and people living outside the City
- B. Leverage existing and future channels, identified through communication tools strategy, to enhance contact
- C. Create a broad and formalized community engagement strategy to be prepared as opportunities emerge
- D. Establish individual community engagement plans for each project under consideration

- A. Assign a staff person to monitor and identify positive happenings in the City and School system
- B. Include these actions as an agenda item to discuss and collaborate with school officials during meetings
- C. Formalize the process by which this information will be disseminated
- D. Include school district at ribbon cuttings and grand opening celebrations

- A. Research various neighborhood formation models
- B. Prepare report and executive summary for EDC and City Council outlining the pro and cons of each model
- C. Facilitate and discussion with the EDC and City Council to determine if further exploration / implementation is desired

Goal #3

Goal 3 - Continue development within Heart of the City (HOC)

Goal Accomplishment(s)

Short-term - Remaining vacant lots in HOC 1 are developed and development begins on HOC 2

Long-term - Updated plan for HOC 2 with first development commencing

Performance Metrics

1. Market value growth
2. Number of housing units built
3. Square footage of commercial built

42

Strategies

Facilitate development of remaining sites in HOC 1 through discussions with existing property owners and potential developers



Actions/Tactics

- A. Engage property owners to discuss and identify financial gaps that might exist
- B. Continue ongoing discussions about barriers that exist to developing remaining sites
- C. Identify opportunities to remove barriers where possible
- D. Prepare plan and identify funding sources to close financial gaps
- E. Include resources in a long-term staffing plan to ensure sustained effort



Goal #3

Strategies

Facilitate development approval changes as necessary to encourage high-amenity apartments



Actions/Tactics

- A. Review and summarize existing multi-family housing code requirements and requested deviations
- B. Engage and discuss actual needs with those developing high amenity housing in the marketplace
- C. Adopt code changes that accommodate development without compromising integrity of City plans

Review redevelopment plan for HOC 2 to determine relevance and refine as needed



- A. Hold developer roundtables to obtain feedback about the marketability of proposed plans
- B. Summarize feedback from roundtable meetings for EDC and City Council
- C. Propose plan refinements based on EDC / City Council feedback
- D. Create TOD ordinance / plans related to the Orange line

Actively market to potential developers' development potential within HOC 2



- A. Identify developers with interest in the site during developer roundtable meetings
- B. Develop process to solicit proposals from interested parties for develop of the area
- C. Prepare community engagement plan to solicit community input and keep all parties informed
- D. Identify willing sellers

Goal #3

Strategies

Provide financial assistance, to the extent necessary, to assist in promoting development and redevelopment

Actions/Tactics

- A. Require formal submission of an application for and requested assistance
- B. Review / underwrite developer proposals (ongoing) to evaluate whether assistance is necessary
- C. Make formal recommendations to the EDC and City Council about the amount, structure and source of an assistance
- D. Identify tools and describe them for marketing purposes

44



Goal #4

Goal 4 - Enhance and build awareness around the City's existing housing and commercial programs and develop new programs as appropriate

Goal Accomplishment(s)

Short-term - Increased use of housing and commercial programs

Long-term - Improved and stabilized housing and commercial properties

Performance Metrics

1. Utilization of resources and/or programs - number of people using "Open to Business"
2. Housing stock reinvestment - permits and valuation
3. Dollars leveraged by City investment
4. Number of business recognized

Strategies

Prepare inventory of all existing housing and business programs

Actions/Tactics

- A. Prepare a comprehensive housing policy and program assessment and draft a report with recommendations for the EDC and City Council
- B. Hire consultant and prepare housing market study
- C. Engage BCREC around new initiatives
- D. Review economic development statistics - regular reporting - TBD

45



Goal #4

Strategies

Evaluate effectiveness of current housing and business programs and refine or eliminate as appropriate



Actions/Tactics

A. Same as above

Assess current housing and business needs within the community and update program offerings to meet current needs



A. Same as above

Work with Dakota County CDA to assist in developing and/or providing funding for programs



- A. Establish regular meetings with appropriate CDA staff to discuss housing programs delivered in Burnsville
- B. Leverage county programs to address ongoing needs identified in the comprehensive housing policy and program assessment
- C. Focus city-driven efforts on addressing the City's housing needs not covered by CDA opportunities

Goal #4

Strategies

Develop marketing and communications plan regarding resources for housing and businesses



- A. Inventory final housing and business programs following implementation of this plan
- B. Include these marketing activities in long term staffing and resource plan for larger city initiatives
- C. Inventory outlets for information; identify those with greatest exposure to maximize impact
- D. Recognize businesses for their reinvestment through various means

Determine resources necessary to fund programs and staffing to create and implement programs



- A. Prepare long-term staffing plan
- B. Identify additional resources necessary for implementation (i.e. consulting budget, one-time expenditure, etc.)
- C. Evaluate anticipated budgetary impact and include total costs of requests in future budget process
- D. Establish priorities consistent with feedback from the planning process to allocate funding
- E. Discontinue programs and/or initiatives that are not achieving plan goals

Identify redevelopment opportunities within the City for residential or business development



- A. Use building permit data to identify candidates
- B. Establish early indicators of property maintenance decline
- C. Continue engagement with land owners to identify willing redevelopment participants
- D. Track vacancy rates for housing and commercial properties

Goal #5

Goal 5 - Continue the City's Position as a Regional Destination

Goal Accomplishment(s)

Short-term - Develop brand for the City

Long-term - City is viewed as a regional destination for outdoor recreation, entertainment and shopping

Performance Metrics

1. Number of visitors with Convention and Visitor's Bureau (CVB) data and attendance at City events
2. Burnsville Shopping Center and CR 42 corridor still a regional driver
3. Increased entertainment venues and other amenities
4. Population growth
5. Market value / tax base growth
6. Number of jobs in the community
7. Decrease in median age
8. Utilization of City facilities and park amenities

Strategies

Develop a brand for the City that builds upon its positive aspects, unique character and leverages natural assets



Actions/Tactics

- A. Research and report to the EDC and Council on branding and / or communications initiatives, costs and outcomes in the communities
- B. Identify internal and external funding to pay for the costs and manage the project
- C. Undertake RFQ process to solicit consulting services for branding strategy and/or communication initiatives
- D. Leverage outcome of branding process to create a comprehensive plan for economic development marketing



Goal #5

Strategies

Actions/Tactics

Promote outcome of Burnsville Shopping Center and CR 42 study for a repositioned area that keeps the City viewed as a destination hub (at a minimum)

- A. Prepare branded project highlights content to disseminate through marketing channels and trade shows
- B. Continue regular project status updates for EDC and Council
- C. Regularly evaluate effectiveness and adjust as necessary
- D. Further capitalize on existing drivers such as Ames Center, Buck Hill and the park system

Work with the Chamber and Experience Burnsville to explore possibilities to promote the City as more than a tourist or shopping destination

- A. Coordinate meetings with staff
- B. Participate in and/or hosting joint events
- C. Explore and enhance regional drivers

Develop a communications plan to more fully promote the City and inform residents and surrounding metropolitan area of the positive attributes within the community

- A. Determine cost to hire consultant and allocate resources
- B. Develop informational opportunities, programs and events to provide factual/positive information about the City
- C. Enhance existing communication tools (website, social media, etc.) to assist in engagement
- D. Work with staff to review existing tools
- E. Enhance existing or create new tools to better align City's message

Goal #5

Strategies

Promote connectivity of the City to the Metro Area and its assets

Actions/Tactics

A. TBD

50



Resources

- Done correctly, added capacity is an investment with a return to the City, not solely an “expense”
- Return on investment may not be immediately shown in increase in tax base
 - Can take 3 to 5 years for first meaningful redevelopment projects to come “on line”
 - However, increase in staff capacity can show faster results
 - Grants, programs, communications, accessibility, etc.



Next Steps

- Plan refinement
- EDC approval in October/November
- EDA approval in November/December





EHLERS

LEADERS IN PUBLIC FINANCE

Questions

53





A RESOLUTION SUPPORTING THE PROPOSED ECONOMIC DEVELOPMENT STRATEGIC PLAN FOR THE CITY OF BURNSVILLE

The Burnsville Chamber of Commerce finds that the proposed strategic plan for economic development for the City of Burnsville meets the criteria for support, therefore the Burnsville Chamber of Commerce endorses the following:

WHEREAS: it is the mission of the Burnsville Chamber of Commerce to unite and support local businesses while increasing economic opportunities and fostering a healthy business climate; and

WHEREAS, the Strategic Plan for Economic Development proposed by the City of Burnsville addresses the critical issues facing Burnsville today including: the Burnsville Shopping Center/CR 42 Corridor, image of ISD 191 and City of Burnsville, continuation of Heart of the City, building awareness of existing housing and commercial programs and development of new programs as appropriate, continue City's position as a regional destination.

WHEREAS, the Burnsville Chamber of Commerce believes the proposed investment in the Strategic Plan for Economic Development will provide a return on investment for our community and will enhance the economic vitality of Burnsville.

WHEREAS, the Burnsville Chamber of Commerce supports the partnerships outlined in the Strategic Plan and believes that these partnerships will help ensure success of the plan.

WHEREAS, the Burnsville Chamber of Commerce supports the addition of specific progress measures to the plan to ensure proper execution and accountability.

WHEREAS, the Burnsville Chamber supports a proactive approach to the changing economy and aging of our community;

Therefore, the Burnsville Chamber of Commerce supports the City of Burnsville's adoption and implementation of the Strategic Plan for Economic Development presented by the Economic Development Commission.

Jennifer Harmening

Jennifer Harmening
President, Burnsville Chamber of Commerce

September 20, 2018

Date

School Board Minutes
INDEPENDENT SCHOOL DISTRICT 191
September 13, 2018

The meeting of the Board of Education was called to order by Chair Schmid at 6:30 p.m. at the Diamondhead Education Center, 200 West Burnsville Parkway, Burnsville, MN.

Call to Order

Members present: Directors Currier, Alt, Schatz, VandenBoom, Luth and Chair Schmid. Miller was absent. Others in attendance were Superintendent Amoroso, administrators, staff and members of the public.

Attendance

Schmid welcomed the audience and asked Student Representative Sundus Hussein to lead the Pledge of Allegiance.

Pledge of Allegiance

Moved by Schatz, seconded by Luth, to approve the agenda. Motion carried unanimously (6, 0).

Agenda

Received a report on Firefly CEO of the Day from Dr. Kathy Funston, Director of Strategic Partnerships and Pathways.

Reports

Received an update on Pathways from Dr. Kathy Funston, Director of Strategic Partnerships and Pathways.

Received a report on Summer Projects from Glenn Simon, Director of Operations, Properties and Transportation.

Received the Student Representative Report from Student Representative Sundus Hussein.

Received a report on the First Day of School from Superintendent Cindy Amoroso.

Received reports from Board Members Currier, Alt, VandenBoom, and Schmid.

Moved by VandenBoom, seconded by Alt, to approve the consent agenda:
-Approve minutes of the regular board meeting on August 23, 2018 and special board meeting on August 28, 2018.

Consent Agenda Minutes

-Approve personnel recommendations for C. Baranauckas. Biagi, J. Kamano, B. Bodette, C. Butler, E. Carcione, M. Keck, K. Korynta, B. Nava, M. Pike, A. Roth, B. Corrow, E. Khoury, S. Wysocki, R. Griffiths, K. Fredrikson, L. Bjork, C. Amegbleame, M. Bergstrom, D. Berntsen, K. Buck, J. Charles, S. Copus, S. Delshad, C. Fischer, L. Gage, T. Gray, J. Hoffman, R. Hop, H. Ibrahim, E. Johnson, J. Morris, A. Oftedahl, M Okerstrom, S. Schansberg, A. Schreyer, N. Tokheim, H. Hassan, H. Hussein, F. Abdifatah, B. Barkus, L. Engebretson, B. Gare, C. Godfrey, R.

Personnel Recommendations

Jones, H. Johnson, L. Kaytor, J. O'Donnell, H. Odowa, L. Reuter, A. Allen, K. Beerling, M. Lowe, T. Diver, C. Molinett, N. Khan, A. Keirstead, T. Schwab, J. Wessen, R. Kolmbus, E. Byrne, K. McGowan, L. Smith, T. Eberlein, B. Dykstra, J. Wein, and S. Wysocki

-Approve and accept donations.

-Receive a report on the August 23, 2018 Listening Session.

-Approve, on a second reading basis, Policies 602.5: *School Cancellation*; 611: *Home Schooling*; 609: *Religion*; 532: *Use of Peace Officers and Crisis Teams to Remove Students with IEPs from School Grounds*; and 608: *Instructional Services-Special Education*.

- Approve scheduling a Board Retreat on Wednesday, September 26, 2018 at 5:00 p.m. at the Diamondhead Education Center, 200 West Burnsville Parkway, Burnsville, MN. The purpose of the Board Retreat is Board Development with Minnesota School Board Association (MSBA).

- Approve, on a First Reading Basis, Changes to Policies 205: *Open and Closed Meetings*; 419: *Tobacco- and Smoke-Free Environment*; and 421: *Gifts to Employees and School Board Members*.

Motion carried unanimously (6, 0).

Moved by Currier, seconded by Schatz, to approve the agreement for mental health services with Headway Emotional Health Services, Inc. for 2018-2019 for a total of \$300,000 and authorize the Executive Director of Business Services to execute the agreement. Motion carried unanimously after discussion (6, 0).

Moved by Alt, seconded by Luth, to approve the rates of pay for the 2018-2019 school year. Motion carried unanimously after discussion (6, 0).

Moved by Schatz, seconded by VandenBoom, to adjourn at 7:33 p.m. Motion carried unanimously (6, 0).

Donations
Listening Session
Policies

Board Retreat

Policies

Headway

Rates of Pay

Adjourn

September 26, 2018

Bob VandenBoom, clerk

Date Approved

September 27, 2018

**Burnsville-Eagan-Savage Public Schools
Independent School District 191
Human Resources**

TO: Members, Board of Education
Cynthia Amoroso, Superintendent

FROM: Stacey Sovine, Executive Director of Human Resources

DATE: September 27, 2018 FINAL

RE: Recommended Personnel Changes

CLASSIFICATION	ACTION	POSITION CONTROL	NAME	FINAL	LOCATION	POSITION	EFFECTIVE DATE
Certified	Appointment		Melinda Vogel	*	Metcalfe Middle School	Teacher	9/24/2018
Certified	Appointment	Replacement	Paige Johnson	*	Gideon Pond Elementary	Teacher	9/24/2018
Certified	Appointment	Replacement	Renee Kostner Osberg		Eagle Ridge Middle School	Teacher	9/13/2018
Certified	Appointment	Replacement	Christie Burke	*	Metcalfe Middle School	Teacher	9/20/2018
Certified	Appointment	Replacement	Elizabeth Ford	*	Sky Oaks Elementary School	Teacher	9/20/2018
Certified	Appointment	Replacement	Tiffany Turner	*	Burnsville High School	Teacher	9/24/2018
Certified	Appointment	New Position	Megan Berchild		Sioux Trail Elementary School	Teacher	9/17/2018
Certified	Change of Assignment		Cameron Willox	*	Burnsville High School	Teacher	8/20/2018
Certified	Resignation		Margot Drayton		Nicollet Middle School	Teacher	12/21/2018
Classified	Appointment		Nathaniel Olson	*	Burnsville High School	AVID Tutor	2018/2019 School Year
Classified	Appointment	Replacement	Ann Funk		Burnsville High School	Clerical Level III	9/20/2018
Classified	Appointment	Replacement	Tamara Few		Nicollet Middle School	EA Level IV	9/20/2018
Classified	Appointment	Replacement	Helen Fields		Edward Neill Elementary	EA Level IV	9/14/2018
Classified	Appointment	Replacement	Michelle Giddings		Eagle Ridge Middle School	Food Service Associate	9/24/2018
Classified	Appointment	Replacement	Sherri Lietzau		Nicollet Middle School	Food Service Associate	9/17/2018
Classified	Appointment	Replacement	Kathleen Meitrodt		Vista View Elementary School	EA Level IV	9/13/2018
Classified	Appointment	Replacement	Klarrissa Roy	*	Eagle Ridge Middle School	Food Service Associate	9/17/2018
Classified	Appointment	New Position	Tristyn Tucker	*	Sky Oaks Elementary School	CE Program Supervisor	9/13/2018
Classified	Change of Assignment	Replacement	Sara Schansberg	*	Burnsville High School	Food Service Associate	10/2/2018
Classified	Change of Assignment	Replacement	Brian Johnson	*	Metcalfe Middle School	Custodian Level III	9/26/2018
Classified	Change of Assignment	Replacement	Jonathan Sahli	*	Burnsville High School	Custodian Level III	9/17/2018
Classified	Change of Assignment	New Position	Natalie Domek	*	Sioux Trail Elementary School	CE Program Supervisor	9/17/2018
Classified	Change of Assignment	New Position	Randall Austreng	*	Rahn Elementary School	CE Program Supervisor	9/17/2018
Classified	Resignation		Harpreet Kaur		Burnsville High School	Food Service Associate	9/14/2018
Classified	Resignation		Catherine Molinett	*	Hidden Valley Elementary	EA Level III	9/14/2018 REVISED
Classified	Resignation		Tamara Few		District-wide	AVID	9/19/2018
Classified	Resignation		Sherri Lietzau	*	Nicollet Middle School	Food Service Associate	9/24/2018
Classified	Resignation		Steven Jensen	*	Diamondhead Education Center	CE Coordinator I	10/5/2018
Classified	Retirement		Patricia Wagner	*	Burnsville High School	EA Level IV	9/10/2018
Co-Curricular/Coach	Appointment	Replacement	Nicholas Roffers		Burnsville High School	Head Coach Boys Lacrosse	Spring Season 2019
Co-Curricular/Coach	Appointment	New Position	Dwayne Thomas	*	Burnsville High School	Asst Coach Football	Fall Season 2018



**Agenda IV.A.3.
September 26, 2018**

To: Members, Board of Education
Cindy Amoroso, Superintendent

From: Lisa K. Rider, Executive Director of Business Services

Date: September 18, 2018

Re: Donations

RECOMMENDATION: To adopt a resolution to approve and accept donations as presented.

RESOLUTION TO ACCEPT DONATIONS

WHEREAS,

1. School Board Policy 706 establishes guidelines for the acceptance of gifts to the District; and
2. Minnesota Statute 123B.02, Subd. 6 states the School Board may receive, for the benefit of the district, bequests, donations, or gifts for any proper purpose and apply the same to the purpose designated; and
3. Minnesota Statute 465.03 states the School Board may accept a grant or devise of real or personal property only by the adoption of a resolution approved by two-thirds of its members; and
4. Businesses and individuals have submitted donations to the district;

THEREFORE, BE IT RESOLVED by the School Board of ISD 191 to approve and accept with appreciation the donations as presented below and to permit their use as designated by the donors.

Moved by: _____

Seconded by: _____

Members in favor of the motion:

Members opposed:

Whereupon said Resolution was declared duly passed and adopted on September 26, 2018.

Bob VandenBoom
Clerk – Board of Education

Date	Donor	Recipient	Terms	Donation
9/14/2018	Daffodil Garden Club	Joseph Nicollet Middle School	School Supplies, Student & family needs (snacks, clothing) for low-income families/families experiencing homelessness	Zipper binders (10), Set of tab dividers (10), 2 large multi packs of rice krispie treats, 3 multi packs of granola bars, 1- 50 pack of fruit snack packs, 7- \$25 gift cards to Target, \$20 cash.
9/14/2018	Allina Health Community Engagement	Harriet Bishop Elementary	Help support our students and staff	\$100.00
9/14/2018	Jean Braun	John Metcalf Middle School	Support the Band program	Clarinet Bundy S#737976 (estimated value \$150)

Total monetary donation received: \$100.00



**Agenda IV.A.4
Sept 17, 2018**

TO: Cindy Amoroso, Superintendent and Board of Education
FROM: Lisa K. Rider, Executive Director of Business Services
DATE: Sept 27, 2018
RE: July Payroll, Claims and Receipts

RECOMMENDATION: That the Board approves July payroll checks numbered 719072-719085 and Direct Deposit notices numbered 691601-692692 in the net amount of \$3,932,212.68. June, July & August claims to date represented by checks numbered 459892-460403, 1020338-1020433, and 102176-102177 and wire transfers and adjustments totaling \$10,007,469.62. Also, that the Board accepts July receipts of \$3,783,230.68 and investments for the General Fund & 2015A School Building Bonds and OPEB of \$47,865,367.83 as of July 31, 2018.

July payroll, wire transfers, claims and receipts have been prepared under the direction of Robin Pikal, Director of Accounting, and are presented for approval by the School Board.

LKR/mw

**INDEPENDENT SCHOOL DISTRICT 191
FINANCIAL REPORT
July 2018**

Cash Receipts

Receipts		
Miscellaneous Adjustments		<u>\$3,783,230.68</u>

TOTAL JULY CASH RECEIVED 3,783,230.68

CASH DISBURSEMENTS

July

Regular Payroll Checks	719072-719085	\$3,932,212.68
Direct Deposit Notices	691601-692692	

June payables previously approved:		\$534,951.52
July Claims previously approved:		\$1,081,875.41
June Claims previously approved:		\$260,485.88

July Claims:	460034-460073	\$590,365.25
	460088-460098	
	460114-460129	
	1020353-1020356	\$4,556.04
	1020362-1020371	
	102177	\$8,285.62

July A/P Wires- Wires+P-card		\$7,456,300.77
Miscellaneous Adjustments		<u>\$539.46</u>

TOTAL JULY CASH DISBURSED 13,869,572.63

TOTAL EXPENSES TO BE APPROVED

July Cash Disbursed		\$13,869,572.63
Less: Items Previously Approved		-\$1,877,312.81

Plus: July Payables	460130-460210	\$849,575.20
Checks	460349-460403	

Aug Claims:	1020375-1020381	460232-460278	\$219,159.88
Checks	1020384-1020387	460289-460322	
	1020391-1020405	460332-460348	
	1020412-1020433		\$9,866.71

June Claims in Aug	1020338-1020352	459892-460033	\$849,522.53
	1020357-1020361	460074-460087	\$9,583.10
	1020372-1020374	460099-460113	
	1020382-1020383	460211-460231	
	1020388-1020390	460279-460288	
	1020406-1020411	460323-460331	
	102176		\$9,715.06

TOTAL TO BE APPROVED 13,939,682.30

	<u>Money Market</u>	<u>(Original Cost) Investments</u>	<u>Total 7/31/2018</u>
GENERAL FUND	\$14,664,427.94	\$17,187,260.00	\$31,851,687.94
OPEB	\$8,497.83	\$8,910,562.00	\$8,919,059.83
OPEB EQUITY INV THROUGH JULY 31, 2018	\$8,196.65	\$3,991,934.65	\$4,000,131.30
2015A SCHOOL BUILDING BONDS	<u>\$727.56</u>	<u>\$3,093,761.20</u>	<u>\$3,094,488.76</u>
	<u>\$14,681,849.98</u>	<u>\$33,183,517.85</u>	<u>\$47,865,367.83</u>

Note: The attached investment reports are provided by our investment advisor, PMA Financial Network, Inc. These reports include our investment and money market balances.



Total Portfolio Report CAR

As of: 07/31/18

PMA Financial Network, Inc.

2135 CityGate Lane
7th Floor
Naperville, Illinois 60563
Telephone . 630-657-6400
Facsimile . 630-718-8701

BURNSVILLE ISD 191 / GENERAL FUND

2960

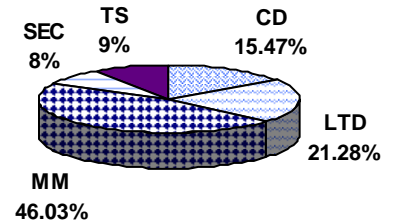
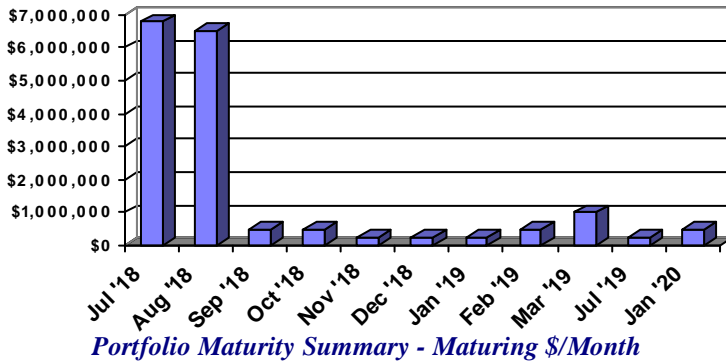
Type	Trans	SEQ	Purchase	Maturity	Instrument	Par-Val/Mat. Val.	Original Cost	Rate
LTD	0	1	07/31/18	07/31/18	PMA SECURITIES SYNDICATE (PMAS)	\$6,779,060.00	\$6,779,060.00	
MM					Investment Shares Portfolio	\$14,664,427.94	\$14,664,427.94	
CD	229994	1	08/17/16	08/17/18	PACIFIC WESTERN BANK	\$249,849.36	\$244,900.00	1.011
CD	229995	1	08/17/16	08/17/18	FARMERS & MERCHANTS UNION BANK	\$249,879.07	\$245,500.00	0.892
CD	229996	1	08/17/16	08/17/18	INDEPENDENCE BANK- MT	\$249,957.57	\$246,300.00	0.743
CD	230012	1	08/18/16	08/21/18	SOLARITY CREDIT UNION	\$1,521,540.91	\$1,500,000.00	0.720
SEC	38088	1	08/24/16	08/24/18	Yadkin Bank Certificate of Deposit	\$249,000.00	\$249,000.00	0.738
TS	257967	1	07/25/18	08/24/18	MN TRUST TERM SERIES	\$3,005,054.80	\$3,000,000.00	2.050
SEC	38086	1	08/25/16	08/27/18	Bankunited, NA Certificate of Deposit	\$248,000.00	\$248,000.00	0.851
CD	244784	1	08/31/17	08/31/18	CORPORATE ONE FEDERAL CREDIT UNION	\$249,907.10	\$246,700.00	1.300
SEC	38087	1	08/31/16	08/31/18	Wells Fargo Bank, NA - Sd Certificate of Deposit	\$249,000.00	\$249,000.00	0.951
SEC	38089	1	08/31/16	08/31/18	Guaranty Bank And Trust Company Certificate of Deposit	\$249,000.00	\$249,000.00	0.751
CD	246451	1	09/26/17	09/26/18	BROOKLINE BANK / FIRST COMMONS BANK NA	\$249,983.84	\$246,500.00	1.411
CD	246452	1	09/26/17	09/26/18	QUONTIC BANK, FSB	\$249,910.61	\$246,600.00	1.343
CD	232865	1	10/18/16	10/25/18	ACB BANK	\$249,961.39	\$245,500.00	0.900
CD	232866	1	10/18/16	10/25/18	FREEMPORT STATE BANK	\$249,979.96	\$245,800.00	0.842
SEC	39527	1	05/10/17	11/13/18	American Express Centurion Bank Certificate of Deposit	\$248,000.00	\$248,000.00	1.435
SEC	40472	1	09/06/17	12/06/18	American Express Bank, Fsb Certificate of Deposit	\$247,000.00	\$247,000.00	1.533
SEC	39192	1	01/31/17	01/31/19	BMW Bank Of North America Certificate of Deposit	\$248,000.00	\$248,000.00	1.417
SEC	40160	1	08/03/17	02/04/19	Morgan Stanley Bank, National Association Certificate of Deposit	\$247,000.00	\$247,000.00	1.468
SEC	40161	1	08/03/17	02/04/19	Morgan Stanley Private Bank, National Association Certificate of Deposit	\$247,000.00	\$247,000.00	1.468
SEC	40516	1	09/07/17	03/07/19	Comenity Capital Bank / World Financial Capital Bank Certificate of Deposit	\$249,000.00	\$249,000.00	1.469
CD	252115	1	03/19/18	03/19/19	CFG COMMUNITY BANK	\$249,853.11	\$244,900.00	2.023
CD	252116	1	03/19/18	03/19/19	LANDMARK COMMUNITY BANK	\$249,853.11	\$244,900.00	2.023
CD	252117	1	03/19/18	03/19/19	VILLAGE BANK & TRUST - WINTRUST	\$249,949.00	\$245,000.00	2.020
CD	258176	1	07/26/18	07/26/19	T BANK, NA	\$249,845.90	\$243,900.00	2.438
CD	258175	1	07/26/18	01/27/20	FINANCIAL FEDERAL BANK	\$249,610.58	\$240,200.00	2.600
CD	258188	1	07/27/18	01/27/20	EAGLEBANK	\$249,651.28	\$240,500.00	2.525

Type	Trans	SEQ	Purchase	Maturity	Instrument	Par-Val/Mat. Val.	Original Cost	Rate
<i>Note: Weighted Yield & Weighted Average Portfolio Maturity are calculated only on the CD, CP, & SEC desk.</i>						Total Amount -->	\$31,949,275.53	\$31,851,687.94

Time and Dollar Weighted Portfolio Yield: 1.900 %

Weighted Average Portfolio Maturity: 31.16 Days

MM: 46.04%
CD's: 15.47%
CP: 0.00%
SEC: 7.79%





Total Portfolio Report CAR

As of: 07/31/18

PMA Financial Network, Inc.

2135 CityGate Lane
7th Floor
Naperville, Illinois 60563
Telephone . 630-657-6400
Facsimile . 630-718-8701

BURNSVILLE ISD 191 / 2009 OPEB TRUST

3596

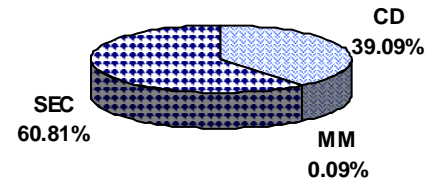
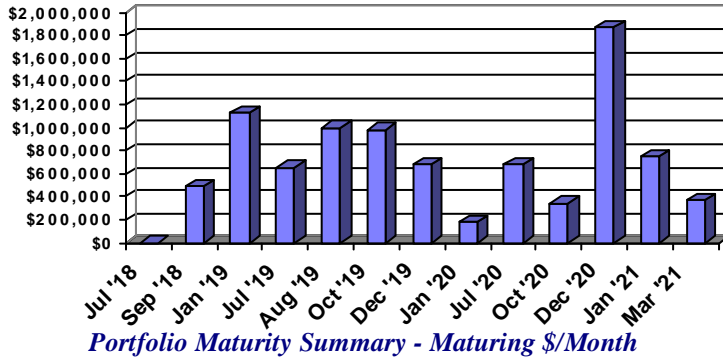
Type	Trans	SEQ	Purchase	Maturity	Instrument	Par-Val/Mat. Val.	Original Cost	Rate
MM					Investment Shares Portfolio	\$8,497.83	\$8,497.83	
SEC	30731	1	09/25/13	09/25/18	Discover Bank Certificate of Deposit	\$247,000.00	\$247,000.00	2.013
SEC	30738	1	09/25/13	09/25/18	Compass Bank Certificate of Deposit	\$247,000.00	\$247,000.00	1.962
CD	192886	1	01/13/14	01/14/19	M.Y. SAFRA BANK	\$248,142.42	\$228,500.00	1.717
CD	192887	1	01/13/14	01/14/19	STEARNS BANK NA (N)	\$248,500.88	\$230,700.00	1.542
SEC	28287	1	10/09/12	01/15/19	Lakewood Township NJ Ref	\$630,000.00	\$630,000.00	1.580
CD	257801	1	07/19/18	07/19/19	MAINSTREET BANK	\$249,908.71	\$244,100.00	2.380
CD	257802	1	07/19/18	07/19/19	GOLDEN CIRCLE CREDIT UNION, INC.	\$155,291.40	\$151,800.00	2.300
CD	257803	1	07/19/18	07/19/19	SONABANK	\$249,818.05	\$244,100.00	2.343
SEC	28397	1	11/15/12	08/15/19	DENTON TX INDEP SCH DIST TXBL -REF -SER C	\$1,000,000.00	\$1,000,000.00	1.520
CD	232809	1	10/14/16	10/15/19	GBC INTERNATIONAL BANK	\$249,730.21	\$241,800.00	1.092
CD	232810	1	10/14/16	10/15/19	LUANA SAVINGS BANK	\$237,251.62	\$230,000.00	1.050
CD	232811	1	10/14/16	10/15/19	CITIZENS STATE BANK OF LA CROSSE	\$106,113.69	\$103,200.00	0.940
SEC	28316	1	10/15/12	10/15/19	ABERDEEN TWP NJ REF	\$390,000.00	\$390,000.00	1.570
SEC	28317	1	10/16/12	12/01/19	FAIRFIELD & UNION OH LOCAL SCH DIST	\$330,000.00	\$294,162.00	1.620
SEC	28355	1	10/19/12	12/01/19	COOK CNTY IL HIGH SCH DIST #205 THORNTON TWP	\$350,000.00	\$350,000.00	1.939
CD	250359	1	01/25/18	01/27/20	KS STATEBANK / KANSAS STATE BANK OF MANHATTAN	\$181,747.83	\$175,000.00	1.914
CD	257798	1	07/19/18	07/20/20	FIRST INTERNET BANK OF INDIANA	\$249,273.69	\$236,400.00	2.696
CD	257799	1	07/19/18	07/20/20	REGENT BANK	\$249,280.58	\$236,700.00	2.650
CD	257800	1	07/19/18	07/20/20	ELGA CREDIT UNION	\$175,787.50	\$166,900.00	2.637
SEC	38171	1	09/02/16	10/01/20	City of New York NY	\$345,000.00	\$345,000.00	1.300
CD	248949	1	12/01/17	12/01/20	FIRST CAPITAL BANK	\$249,924.47	\$236,100.00	1.950
CD	248950	1	12/01/17	12/01/20	CITIZENS B&TC OF JACKSON	\$173,250.83	\$163,900.00	1.900
SEC	40118	1	07/31/17	12/15/20	Kane County Forest Preserve District	\$1,450,000.00	\$1,450,000.00	1.820
CD	249934	1	01/09/18	01/11/21	THIRD COAST BANK, SSB	\$248,912.73	\$233,800.00	2.119
CD	249935	1	01/09/18	01/11/21	BANK OF WISCONSIN DELLS	\$249,105.23	\$234,700.00	2.040
CD	249936	1	01/09/18	01/11/21	PRIME ALLIANCE BANK	\$249,105.23	\$234,700.00	2.040
SEC	38170	1	09/02/16	03/01/21	City of Rochester NH	\$365,000.00	\$365,000.00	1.340

Type	Trans	SEQ	Purchase	Maturity	Instrument	Par-Val/Mat. Val.	Original Cost	Rate
<i>Note: Weighted Yield & Weighted Average Portfolio Maturity are calculated only on the CD, CP, & SEC desk.</i>						Total Amount -->	\$9,133,642.90	\$8,919,059.83

Time and Dollar Weighted Portfolio Yield: 1.821 %

Weighted Average Portfolio Maturity: 556.10 Days

MM: 0.10%
CD's: 40.28%
CP: 0.00%
SEC: 59.63%



Portfolio Allocation by Transaction Type



Total Portfolio Report CAR

As of: 07/31/18

PMA Financial Network, Inc.

2135 CityGate Lane

7th Floor

Naperville, Illinois 60563

Telephone . 630-657-6400

Facsimile . 630-718-8701

BURNSVILLE ISD 191 / 2015A BONDS

5762

Type	Trans	SEQ	Purchase	Maturity	Instrument	Par-Val/Mat. Val.	Original Cost	Rate
MM					Investment Shares Portfolio	\$727.56	\$727.56	
SDA					Savings Deposit Account - ASSOCIATED BANK, NA	\$3,093,761.20	\$3,093,761.20	

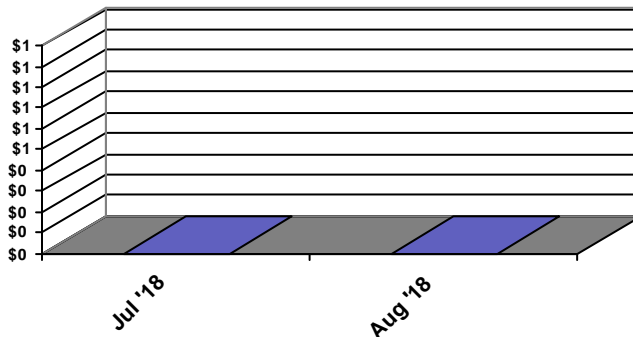
Note: Weighted Yield & Weighted Average Portfolio Maturity are calculated only on the CD, CP, & SEC desk.

Total Amount --> **\$3,094,488.76** **\$3,094,488.76**

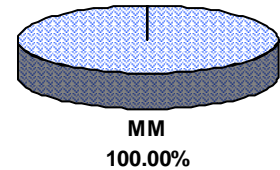
Time and Dollar Weighted Portfolio Yield: 1.800 %

Weighted Average Portfolio Maturity: 1.00 Days

MM: 100.00%
CD's: 0.00%
CP: 0.00%
SEC: 0.00%



Portfolio Maturity Summary - Maturing \$/Month



Portfolio Allocation by Transaction Type



Account Statement: Custom Equity

Burnsville ISD 191 OPEB (46752)

Month End (M1 Y2019)

07/01/2018 - 07/31/2018

Dated: 08/02/2018

Locked Down

Table of Contents

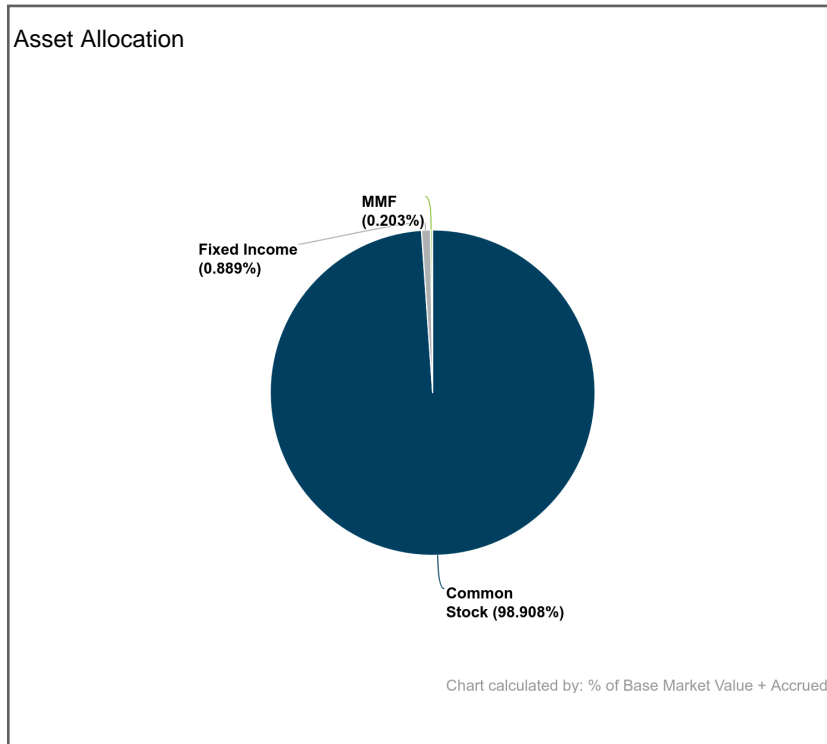
Dated: 08/02/2018

<u>Portfolio Summary: Custom Equity (Burnsville ISD 191 OPEB (46752))</u>	1
<u>Returns (Burnsville ISD 191 OPEB (46752))</u>	2
<u>Returns: Multiple Benchmarks (Burnsville ISD 191 OPEB (46752))</u>	4
<u>Holdings: Equity Account (Burnsville ISD 191 OPEB (46752))</u>	5
<u>Transaction and Interest Summary (Burnsville ISD 191 OPEB (46752))</u>	6

Asset Allocation	
Asset Class	Market Value + Accrued
Common Stock	4,000,131.30
Fixed Income	35,935.90
Money Market Funds	8,196.65
Cash	15.92
---	4,044,279.77

Top Issuers	
Issuer	% of Base Market Value + Accrued
Vanguard Index Funds	98.908%
Vanguard Bond Index Funds	0.889%
Goldman Sachs Trust	0.203%
UNITED STATES OF AMERICA	0.000%

69



Equity Summary	
Equity Metric	Value
Equity	4,000,131.30
Beta	1.008
R Squared	0.987
Trailing P/E	---
Dividend Yield	1.235

Compliance Status	
Status	Compliant
As of	07/31/2018

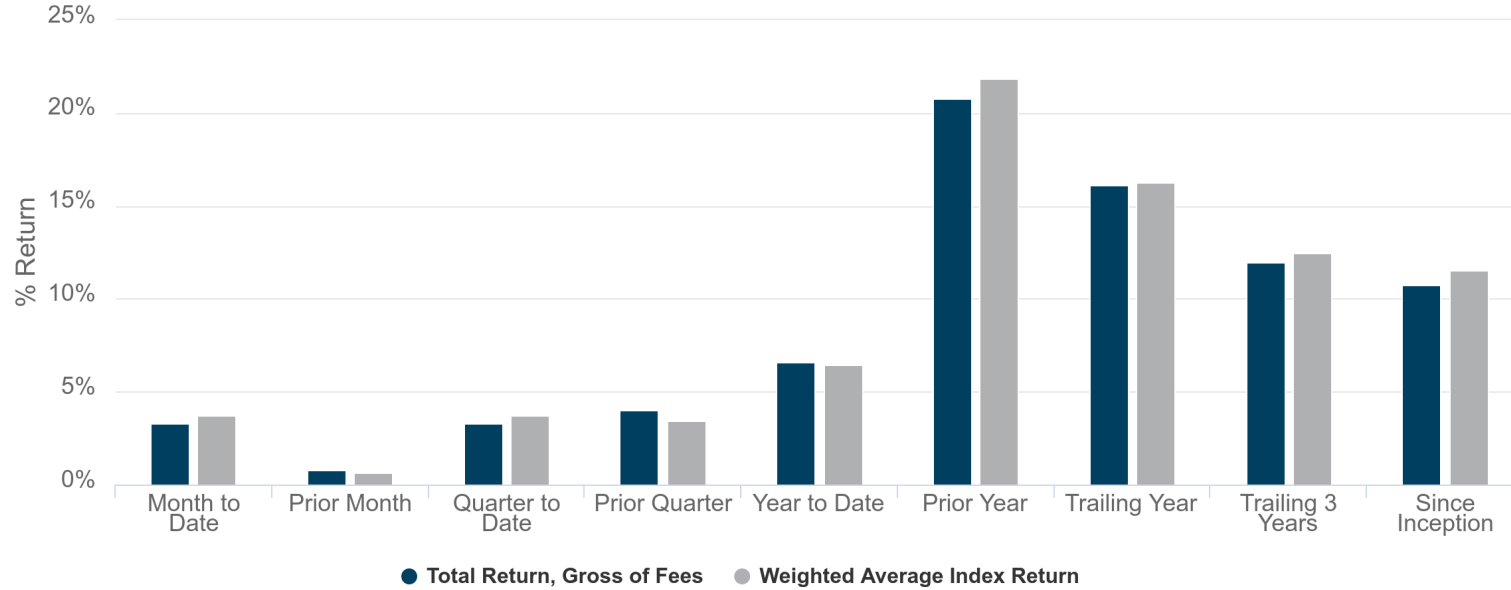
Returns

Burnsville ISD 191 OPEB (46752)

Base Currency: USD As of 07/31/2018

[Return to Table of Contents](#)

Dated: 08/02/2018



70

Period	Period Begin	Period End	Total Return, Gross of Fees	Weighted Average Index Return
Month to Date	07/01/2018	07/31/2018	3.28%	3.72%
Prior Month	06/01/2018	06/30/2018	0.79%	0.62%
Quarter to Date	07/01/2018	07/31/2018	3.28%	3.72%
Prior Quarter	04/01/2018	06/30/2018	4.03%	3.43%
Year to Date	01/01/2018	07/31/2018	6.59%	6.47%
Prior Year	01/01/2017	12/31/2017	20.75%	21.83%
Trailing Year	08/01/2017	07/31/2018	16.13%	16.24%
Trailing 3 Years	08/01/2015	07/31/2018	11.97%	12.49%
Since Inception	11/01/2014	07/31/2018	10.74%	11.53%

Account	Index	Index Start Date	Index End Date
Burnsville ISD 191 OPEB	NO BENCHMARK REQUIRED	---	05/04/2014
Burnsville ISD 191 OPEB	S&P 500 (TR)	05/05/2014	---

Gross of Fees (includes trading).

Returns for periods greater than a year have been annualized.

No Tax Adjustment.

Note that data will not exist prior to the performance inception date of: 11/01/2014.

Historical data exists for the options shown below, only available on historical data boundaries:

Begin Date	End Date	Return Type	Fee Options	Tax Options
11/01/2014	12/31/2014	Total Return	Gross of Fees, Net of Fees	No Tax Adjustment

Returns

Base Currency: USD As of 07/31/2018

[Return to Table of Contents](#)

Burnsville ISD 191 OPEB (46752)

Dated: 08/02/2018

Reported Index Return is always Total Return.

Returns: Multiple Benchmarks

Burnsville ISD 191 OPEB (46752)

Base Currency: USD As of 07/31/2018

[Return to Table of Contents](#)

Dated: 08/02/2018

Account and Primary Benchmark

Account/Index	Performance Inception Date	Month to Date Total Return, Gross of Fees	Prior Month Total Return, Gross of Fees	Quarter to Date Total Return, Gross of Fees	Prior Quarter Total Return, Gross of Fees	Year to Date Total Return, Gross of Fees	Prior Year Total Return, Gross of Fees	Trailing Year Total Return, Gross of Fees	Trailing 3 Years Total Return, Gross of Fees	Since Account Inception Total Return, Gross of Fees
Burnsville ISD 191 OPEB	11/01/2014	3.28%	0.79%	3.28%	4.03%	6.59%	20.75%	16.13%	11.97%	10.74%
S&P 500 (TR)	12/31/2002	3.72%	0.62%	3.72%	3.43%	6.47%	21.83%	16.24%	12.49%	11.53%
---	---	---	---	---	---	---	---	---	---	---

Additional Benchmarks

Account/Index	Performance Inception Date	Month to Date Total Return, Gross of Fees	Prior Month Total Return, Gross of Fees	Quarter to Date Total Return, Gross of Fees	Prior Quarter Total Return, Gross of Fees	Year to Date Total Return, Gross of Fees	Prior Year Total Return, Gross of Fees	Trailing Year Total Return, Gross of Fees	Trailing 3 Years Total Return, Gross of Fees	Since Account Inception Total Return, Gross of Fees
CRSP US Total Market	10/06/2015	3.34%	0.69%	3.34%	3.91%	6.74%	21.19%	16.49%	---	---
CRSP US Total Market	10/06/2015	3.34%	0.69%	3.34%	3.91%	6.74%	21.19%	16.49%	---	---

Gross of Fees (includes trading).

Returns for periods greater than a year have been annualized.

No Tax Adjustment.

Note that data will not exist prior to the performance inception date of: 11/01/2014.

Historical data exists for the options shown below, only available on historical data boundaries:

Begin Date	End Date	Return Type	Fee Options	Tax Options
11/01/2014	12/31/2014	Total Return	Gross of Fees, Net of Fees	No Tax Adjustment

Reported Index Return is always Total Return.

Holdings: Equity Account

As of 07/31/2018

[Return to Table of Contents](#)

Burnsville ISD 191 OPEB (46752)

Dated: 08/02/2018

Cash

Cash

Description	Effective Maturity, Final Maturity	Identifier	Current Units, Original Units	Market Price	Market Value, Market Value + Accrued	Original Cost, Book Value	Accrued Balance, Interest/Dividend Due	Net Unrealized Gain/Loss	Moody's Rating, S&P Rating	Yield, Book Yield	Duration
Receivable	07/31/2018 07/31/2018	CCYUSD	15.92 15.92	1.0000	15.92 15.92	15.92 15.92	0.00 0.00	0.00	Aaa AAA	0.00 0.00	0.00
GOLDMAN:FS GOVT;INST	07/31/2018 07/31/2018	38141W273	8,196.65 8,196.65	1.0000	8,196.65 8,196.65	8,196.65 8,196.65	0.00 15.92	0.00	Aaa AAAm	1.83 1.83	0.00
---	07/31/2018 07/31/2018	---	8,212.57 8,212.57	1.0000	8,212.57 8,212.57	8,212.57 8,212.57	0.00 15.92	0.00	Aaa AAA	1.83 1.83	0.00

Funds

Debt Fund

Description	Effective Maturity, Final Maturity	Identifier	Current Units, Original Units	Market Price	Market Value, Market Value + Accrued	Original Cost, Book Value	Accrued Balance, Interest/Dividend Due	Net Unrealized Gain/Loss	Moody's Rating, S&P Rating	Yield, Book Yield	Duration
VANGUARD TOT BD;ETF	---	921937835	455.00 455.00	78.9800	35,935.90 35,935.90	36,711.96 36,711.96	0.00 0.00	-776.06	NA NA	---	---
VANGUARD TOT BD;ETF	---	921937835	455.00 455.00	78.9800	35,935.90 35,935.90	36,711.96 36,711.96	0.00 0.00	-776.06	NA NA	--- ---	--- ---

7 Funds

Equity Fund

Description	Effective Maturity, Final Maturity	Identifier	Current Units, Original Units	Market Price	Market Value, Market Value + Accrued	Original Cost, Book Value	Accrued Balance, Interest/Dividend Due	Net Unrealized Gain/Loss	Moody's Rating, S&P Rating	Yield, Book Yield	Duration
VANGUARD TSM IDX;ETF	---	922908769	27,570.00 27,570.00	145.0900	4,000,131.30 4,000,131.30	2,936,169.63 2,936,169.63	0.00 0.00	1,063,961.67	NA NA	---	---
VANGUARD TSM IDX;ETF	---	922908769	27,570.00 27,570.00	145.0900	4,000,131.30 4,000,131.30	2,936,169.63 2,936,169.63	0.00 0.00	1,063,961.67	NA NA	--- ---	--- ---

Summary

Description	Effective Maturity, Final Maturity	Identifier	Current Units, Original Units	Market Price	Market Value, Market Value + Accrued	Original Cost, Book Value	Accrued Balance, Interest/Dividend Due	Net Unrealized Gain/Loss	Moody's Rating, S&P Rating	Yield, Book Yield	Duration
---	07/31/2018 07/31/2018	---	36,237.57 36,237.57	144.2100	4,044,279.77 4,044,279.77	2,981,094.16 2,981,094.16	0.00 15.92	1,063,185.61	Aaa AAA	1.83 1.83	0.00

* Grouped by: Market Sector -> Industry Group. * Groups Sorted by: Market Sector. * Weighted by: Market Value + Accrued, except Book Yield by Base Book Value + Accrued. * Holdings Displayed by: Position.

Transaction and Interest Summary

Burnsville ISD 191 OPEB (46752)

Base Currency: USD 07/01/2018 - 07/31/2018

[Return to Table of Contents](#)

Dated: 08/02/2018

* Does not Lock Down.

Buy

Trade Date	Settle Date	Security Type, Coupon Rate, Final Maturity	Identifier, Issuer, Description	Base Current Units, Base Original Units	Broker/Dealer	Price	Base Principal	Base Accrued Interest	Base Amount	Realized Gain/Loss
---	---	MMFUND 1.830 07/31/2018	38141W273 Goldman Sachs Trust GOLDMAN:FS GOVT;INST	100.21 100.21	Direct	1.000	100.21	0.00	-100.21	0.00
---	---	MMFUND 1.830 07/31/2018	38141W273 Goldman Sachs Trust GOLDMAN:FS GOVT;INST	100.21 100.21	Direct	1.000	100.21	0.00	-100.21	0.00

Equity Dividend

Trade Date	Settle Date	Security Type, Coupon Rate, Final Maturity	Identifier, Issuer, Description	Base Current Units, Base Original Units	Broker/Dealer	Price	Base Principal	Base Accrued Interest	Base Amount	Realized Gain/Loss
07/02/2018	07/06/2018	ETF --- ---	921937835 Vanguard Bond Index Funds VANGUARD TOT BD;ETF	0.00 0.00	Direct	---	0.00	0.00	82.36	0.00
07/02/2018	07/06/2018	ETF --- ---	921937835 Vanguard Bond Index Funds VANGUARD TOT BD;ETF	0.00 0.00	Direct	---	0.00	0.00	82.36	0.00

Management Fee

Trade Date	Settle Date	Security Type, Coupon Rate, Final Maturity	Identifier, Issuer, Description	Base Current Units, Base Original Units	Broker/Dealer	Price	Base Principal	Base Accrued Interest	Base Amount	Realized Gain/Loss
07/12/2018	07/12/2018	CASH 0.000 07/31/2018	CCYUSD UNITED STATES OF AMERICA US DOLLAR	0.00 0.00	Unknown	---	0.00	0.00	-2,939.07	0.00
07/12/2018	07/12/2018	CASH 0.000 07/31/2018	CCYUSD UNITED STATES OF AMERICA US DOLLAR	0.00 0.00	Unknown	---	0.00	0.00	-2,939.07	0.00

Money Market Funds

Trade Date	Settle Date	Security Type, Coupon Rate, Final Maturity	Identifier, Issuer, Description	Base Current Units, Base Original Units	Broker/Dealer	Price	Base Principal	Base Accrued Interest	Base Amount	Realized Gain/Loss
07/31/2018	07/31/2018	MMFUND 1.830 07/31/2018	38141W273 Goldman Sachs Trust GOLDMAN:FS GOVT;INST	0.00 0.00	Direct	---	0.00	0.00	17.66	0.00
07/31/2018	07/31/2018	MMFUND 1.830 07/31/2018	38141W273 Goldman Sachs Trust GOLDMAN:FS GOVT;INST	0.00 0.00	Direct	---	0.00	0.00	17.66	0.00

Sell

Trade Date	Settle Date	Security Type, Coupon Rate, Final Maturity	Identifier, Issuer, Description	Base Current Units, Base Original Units	Broker/Dealer	Price	Base Principal	Base Accrued Interest	Base Amount	Realized Gain/Loss
---	---	MMFUND 1.830 07/31/2018	38141W273 Goldman Sachs Trust GOLDMAN:FS GOVT;INST	-18,795.03 -18,795.03	Direct	1.000	-18,795.03	0.00	18,795.03	0.00
---	---	MMFUND 1.830 07/31/2018	38141W273 Goldman Sachs Trust GOLDMAN:FS GOVT;INST	-18,795.03 -18,795.03	Direct	1.000	-18,795.03	0.00	18,795.03	0.00

Transaction and Interest Summary

Burnsville ISD 191 OPEB (46752)

Base Currency: USD 07/01/2018 - 07/31/2018

[Return to Table of Contents](#)

Dated: 08/02/2018

Summary

Trade Date	Settle Date	Security Type, Coupon Rate, Final Maturity	Identifier, Issuer, Description	Base Current Units, Base Original Units	Broker/Dealer	Price	Base Principal	Base Accrued Interest	Base Amount	Realized Gain/ Loss
---	---	1.830 07/31/2018	---	-18,694.82 -18,694.82	---	---	-18,694.82	0.00	15,855.77	0.00

* Grouped by: Transaction Type. * Groups Sorted by: Transaction Type. * Showing transactions with Entry Date within selected date range. * Weighted by: Absolute Value of Base Principal. * MMF transactions are collapsed.

* The Transaction Detail/Trading Activity reports provide our most up-to-date transactional details. As such, these reports are subject to change even after the other reports on the website have been locked down. While these reports can be useful tools in understanding recent activity, due to their dynamic nature we do not recommend using them for booking journal entries or reconciliation.

Prudent Man Advisors, Inc. ("Prudent Man") is an investment adviser registered with the U.S. Securities and Exchange Commission.

Statements

Prudent Man's customer statement is intended to detail the investment advisory activity through separately managed accounts. This statement is for general information purposes only and is not intended to provide specific advice or recommendations. All transactions are reflected as of trade date. Although market value, market analytics and other information contained in this Statement have been obtained from third-party sources believed to be reliable, Prudent Man cannot guarantee the accuracy or completeness of such information.

Custodian Bank

Please note that the custodian bank maintains control of all account assets, executes/settles all investment transactions and is the official record of securities, investments, cash holdings and transactions in the account. The custodian bank will provide you customer statements of your account and you are encouraged to compare this statement to the custodian's statement and reconcile any differences. Many custodian banks use a settlement date basis which may result in the need to reconcile due to a timing difference.

Legal or Tax Information

Prudent Man and its employees do not offer tax or legal advice. You should consult with your tax and/or legal advisors before making any tax or legal related investment decisions. Cost data and realized gains/losses are provided for your informational purposes only. Please review for accuracy and consult your tax advisor to determine the tax consequences of your transactions. Prudent Man does not report such information to the IRS or other taxing authorities and is not responsible for the accuracy of such information that may be required to be reported.

Account Assets, Cost and Valuation

In computing the market value of any asset of the Account, each security listed on any national securities exchange shall be valued at the last quoted sale price on the valuation date on the principal exchange on which such security is traded. Any other security or asset shall be valued in a manner determined in good faith by Prudent Man to reflect its fair market value. Certain accounting values are calculated by our accounting system, including amortized cost (which is calculated on a straight line basis), may differ from your method. Non-negotiable FDIC-insured deposit products are priced at par. Although Prudent Man believes the price to be reliable, the values of the investments do not always represent the prices at which the investments could have been bought or sold.

Ratings

Information provided for ratings is based upon a good faith inquiry of selected sources, but their accuracy and completeness cannot be guaranteed. Standard & Poor's and Moody's ratings may represent the long-term rating of the issue or issuer as available. For guaranteed or collateralized investments, the secured rating is represented.

Risk

The securities in this Account are not guaranteed or otherwise protected by Prudent Man, the FDIC (except for certain bank products) or by any government agency. Investment in securities involves risks, including the possible loss of the amount invested. In addition, past performance is no indication of future performance and the price or value of investments may fluctuate. Asset allocation does not assure or guarantee better performance and cannot eliminate the risk of investment losses.

Account Control

Prudent Man does not have the authority to withdraw funds from the Client's account with the custodian bank. Our clients retain responsibility for their internal account policies, implementing and enforcing internal controls and generating ledger entries or otherwise recording transactions.

Notification of Changes

In order to better serve you, we request that you promptly notify us of any material change in your investment policy, investment objective or financial situation.

Firm Brochure

Prudent Man provides its Clients with a written disclosure statement of its background and business experience. If you would like to receive another copy of the Firm Brochure, please contact Prudent Man at the contact information below.

Affiliated Entities

Securities, public finance services and institutional brokerage services are offered through PMA Securities, Inc. PMA Securities, Inc. is a broker-dealer and municipal advisor registered with the SEC and MSRB, and is a member of FINRA and SIPC. Prudent Man Advisors provides investment advisory services to local government investment pools, local governments and other institutional clients. All other products and services are provided by PMA Financial Network, Inc. PMA Securities, Inc., Prudent Man Advisors, Inc. and PMA Financial Network, Inc. are under common ownership.

Please review the pages of this statement carefully. If you think there are any errors, missing account information or if you need more information about transactions, please contact Prudent Man within 60 days of receipt. If you have other questions or concerns, you should contact your Relationship Manager.

Prudent Man Advisors, Inc.
2135 CityGate Lane, 7th Floor
Naperville, IL 60563
630-657-6400

For more information visit www.pmanetwork.com
©2015 Prudent Man Advisors, Inc.

July 2018

Wire Transfers

Date	From	To	Amount	For
070218	MSDLAF	Internal Revenue Service	1,073,112.05	6/30/18 Payroll - Federal Taxes
070218	MSDLAF	State of Minnesota	195,843.09	6/30/18 Payroll - State Taxes
070218	MSDLAF	State of Minnesota	2,169.90	6/30/18 Payroll - Child Support
070218	MSDLAF	State of Minnesota	512.10	6/30/18 Payroll - Garnishments
070218	MSDLAF	Preferred One	446,663.57	Health Insurance
070218	MSDLAF	PERA	130,472.06	6/30/18 Payroll - PERA
070218	MSDLAF	TRA	508,291.62	6/30/18 Payroll - TRA
070318	MSDLAF	State of Minnesota	184,475.52	June 30th Payroll - Retiree
070318	MSDLAF	First Bank & Trust	268,639.29	6/30/18 Payroll - TSA Wire
070518	MSDLAF	Delta Dental	25,578.84	Dental Insurance
070918	MSDLAF	Preferred One	271,252.14	Health Insurance
071118	MSDLAF	Delta Dental	18,581.38	Dental Insurance
071118	MSDLAF	Potalia TDCPostage	5,000.00	7/11/18 Postage
071218	MSDLAF	Preferred One	114,828.66	Health Insurance
071318	MSDLAF	Corporate Health	10,091.91	Medical Claims
071318	MSDLAF	Corporate Health	13,525.20	Flex Claims
071518	MSDLAF	Internal Revenue Service	675,803.90	7/15/18 Payroll - Federal Taxes
071518	MSDLAF	State of Minnesota	119,527.03	7/15/18 Payroll - State Taxes
071518	MSDLAF	State of Minnesota	2,169.90	7/15/18 Payroll - Child Support

July 2018

Wire Transfers

Date	From	To	Amount	For
071518	MSDLAF	State of Minnesota	397.00	7/15/18 Payroll - Garnishments
071518	MSDLAF	PERA	115,924.62	7/15/18 Payroll - PERA
071518	MSDLAF	TRA	331,866.93	7/15/18 Payroll - TRA
071518	MSDLAF	People's Bank	183,264.00	7/15/18 Payroll - TSA Wire
071618	MSDLAF	Preferred One	344,154.14	Health Insurance
071818	MSDLAF	Delta Dental	23,349.97	Dental Insurance
072018	MSDLAF	Corporate Health	9,715.91	Medical Claims
072018	MSDLAF	Corporate Health	10,371.80	Flex Claims
072018	MSDLAF	Healthy Savings	2,950.74	Healthy Savings Program
072318	MSDLAF	Preferred One	409,798.08	Health Insurance
072518	MSDLAF	Delta Dental	26,575.21	Dental Insurance
072618	MSDLAF	US Bank	80,000.00	US Bank P-Card prefunding wire
072718	MSDLAF	Corporate Health	8,218.00	Medical Claims
072718	MSDLAF	Corporate Health	8,531.50	Flex Claims
073018	MSDLAF	Preferred One	217,721.09	Health Insurance

Check Register Report

Bank Number	Check Number	Check Status	Check Amount	Check Date	Vendor Number	Vendor Address Number	Vendor Name
1	1020338		\$112.29	Jul 18, 2018	88888	9789	HIRSCHEY, WENDY
1	1020339		\$79.35	Jul 18, 2018	88888	16451	LOPEZ, MARIA T
1	1020340		\$420.00	Jul 18, 2018	88888	16735	GORTON, RACHEL
1	1020341		\$74.45	Jul 18, 2018	88888	17322	CZAPAR, KELLY N
1	1020342		\$78.48	Jul 18, 2018	88888	18030	DAVIDSON, JESSICA J
1	1020343		\$58.56	Jul 18, 2018	88888	18842	JACOBS, MICHELLE
1	1020344		\$26.24	Jul 18, 2018	88888	18842	JACOBS, MICHELLE
1	1020345		\$128.02	Jul 18, 2018	88888	4356	SIMON, GLENN D.
1	1020346		\$28.56	Jul 18, 2018	88888	6874	STEAD, AMY JO
1	1020347		\$85.94	Jul 18, 2018	88888	6874	STEAD, AMY JO
1	1020348		\$535.29	Jul 18, 2018	88888	9802	O'NEILL-MAGER, JENNIFER
1	1020349		\$13.90	Jul 18, 2018	88888	14998	NEUER, MICHELLE E
1	1020350		\$220.61	Jul 18, 2018	88888	19145	POHL, ANGIE J
1	1020351		\$201.92	Jul 18, 2018	88888	19181	YOUNG, DANIELLE M
1	1020352		\$397.00	Jul 18, 2018	88888	19218	TOMAS, KELLY
1	1020353		\$1,106.94	Jul 25, 2018	88888	16789	KRONABETTER, JULIE R
1	1020354		\$400.00	Jul 25, 2018	88888	18043	AMOROSO, CYNTHIA
1	1020355		\$200.00	Jul 25, 2018	88888	18391	JOHNSON, DOUGLAS A
1	1020356		\$1,000.00	Jul 25, 2018	88888	19341	KALLSTROM, MAKAELE
1	1020357		\$164.26	Jul 24, 2018	88888	7836	NANIA, PAULA A
1	1020358		\$169.50	Jul 24, 2018	88888	16645	PAVEK, BROOKE C
1	1020359		\$54.50	Jul 24, 2018	88888	16669	PETTINELLI, STEPHEN M
1	1020360		\$243.40	Jul 24, 2018	88888	17542	SMITH, JACQUELINE J
1	1020361		\$105.51	Jul 24, 2018	88888	18536	SPAULDING, SHEILA J
1	1020362		\$278.59	Jul 25, 2018	88888	6874	STEAD, AMY JO
1	1020363		\$247.90	Jul 25, 2018	88888	8086	NEPSUND, JEFF L
1	1020364		\$47.97	Jul 25, 2018	88888	8086	NEPSUND, JEFF L
1	1020365		\$74.60	Jul 25, 2018	88888	8086	NEPSUND, JEFF L
1	1020366		\$116.00	Jul 25, 2018	88888	13381	NESVIG, ERIKA
1	1020367		\$284.04	Jul 25, 2018	88888	14671	SMITH, TRACY J
1	1020368		\$200.00	Jul 25, 2018	88888	16166	RIDER, LISA K
1	1020369		\$200.00	Jul 25, 2018	88888	17487	SOVINE, STACEY
1	1020370		\$200.00	Jul 25, 2018	88888	18215	WATKINS, DAVID
1	1020371		\$200.00	Jul 25, 2018	88888	19154	PIKAL, ROBIN
1	1020372		\$3,708.18	Aug 1, 2018	88888	9394	HUEMOELLER, MICHAEL T
1	1020373		\$15.27	Aug 1, 2018	88888	17175	FUNSTON, KATHY L
1	1020374		\$231.22	Aug 1, 2018	88888	17435	LUND, ELLIOTT J
1	1020375		\$21.63	Aug 2, 2018	88888	7805	CHEREP, NANCY M
1	1020376		\$40.73	Aug 2, 2018	88888	8797	KNOTT, KELLY S
1	1020377		\$92.65	Aug 2, 2018	88888	9374	ASFELD, BETH M
1	1020378		\$88.55	Aug 2, 2018	88888	10290	BRADY, STEVE
1	1020379		\$1,001.89	Aug 2, 2018	88888	14970	DEUTSCH, MATTHEW R

79

Check Register Report

Bank Number	Check Number	Check Status	Check Amount	Check Date	Vendor Number	Vendor Address Number	Vendor Name
1	1020380		\$17.66	Aug 2, 2018	88888	17804	KACMARYNSKI, KRISTINE
1	1020381		\$215.90	Aug 2, 2018	88888	19612	BEAL, JAY
1	1020382		\$19.00	Aug 1, 2018	88888	15910	TESKE, JEFFREY J
1	1020383		\$32.81	Aug 1, 2018	88888	15925	SAMPERS, KAREN M
1	1020384		\$52.08	Aug 2, 2018	88888	6874	STEAD, AMY JO
1	1020385		\$101.70	Aug 2, 2018	88888	6874	STEAD, AMY JO
1	1020386		\$80.80	Aug 2, 2018	88888	9501	MOSEY, PATRICIA
1	1020387		\$247.99	Aug 2, 2018	88888	19302	SCHROEDER, WENDY
1	1020388		\$1,512.83	Aug 15, 2018	88888	16735	GORTON, RACHEL
1	1020389		\$57.77	Aug 15, 2018	88888	18025	HENDERSON, MICHELLE A
1	1020390		\$16.51	Aug 15, 2018	88888	18649	BLUHM, WILLIAM AE
1	1020391		\$49.80	Aug 16, 2018	88888	10290	BRADY, STEVE
1	1020392		\$98.10	Aug 16, 2018	88888	11910	HREHA, KYLE J
1	1020393		\$123.20	Aug 16, 2018	88888	12099	FUNCHES, MONIQUE ROY
1	1020394		\$78.00	Aug 16, 2018	88888	14649	DRAYTON, MARGOT ELIZABETH
1	1020395		\$177.51	Aug 16, 2018	88888	14966	CHRISTY-SIGSTAD, DANIELLE C
1	1020396		\$9.96	Aug 16, 2018	88888	15851	GOODLING, STEFANIE
1	1020397		\$39.65	Aug 16, 2018	88888	16498	LECHNER, SARAH R
1	1020398		\$67.31	Aug 16, 2018	88888	16633	CLOUTIER, DANA M
1	1020399		\$1,000.00	Aug 16, 2018	88888	16735	GORTON, RACHEL
1	1020400		\$12.59	Aug 16, 2018	88888	17175	FUNSTON, KATHY L
1	1020401		\$177.51	Aug 16, 2018	88888	17873	DERDEN, WILLIAM M
1	1020402		\$124.96	Aug 16, 2018	88888	18025	HENDERSON, MICHELLE A
1	1020403		\$38.42	Aug 16, 2018	88888	18649	BLUHM, WILLIAM AE
1	1020404		\$14.55	Aug 16, 2018	88888	18691	GULDEN, JANET
1	1020405		\$61.00	Aug 16, 2018	88888	19608	BUCHANAN, ISIS L
1	1020406		\$75.00	Aug 15, 2018	88888	7300	ROSSINI, CATHERINE L
1	1020407		\$33.24	Aug 15, 2018	88888	15856	TOUSIGNANT, HOLLY
1	1020408		\$84.37	Aug 15,	88888	16345	WALCZAK, CHERYL M

08

Check Register Report

Bank Number	Check Number	Check Status	Check Amount	Check Date	Vendor Number	Vendor Address Number	Vendor Name
				2018			
1	1020409		\$5.63	Aug 15, 2018	88888	18341	MILLER, KATHERINE C
1	1020410		\$302.02	Aug 15, 2018	88888	18697	THEIS, RACHAEL L
1	1020411		\$291.47	Aug 15, 2018	88888	18915	RENFORD, RYNETTA M
1	1020412		\$143.93	Aug 16, 2018	88888	4356	SIMON, GLENN D.
1	1020413		\$113.96	Aug 16, 2018	88888	6874	STEAD, AMY JO
1	1020414		\$58.82	Aug 16, 2018	88888	6874	STEAD, AMY JO
1	1020415		\$40.44	Aug 16, 2018	88888	9223	REIHER, PAM
1	1020416		\$1,425.00	Aug 16, 2018	88888	9277	ZEIGLER, SARAH
1	1020417		\$93.74	Aug 16, 2018	88888	9670	ROBOLE, VICKI M
1	1020418		\$14.22	Aug 16, 2018	88888	11739	PARISEAU, MARCIA L
1	1020419		\$1,780.20	Aug 16, 2018	88888	12479	OSCARSON, KRISTI R
1	1020420		\$20.00	Aug 16, 2018	88888	13074	MARTINEZ, ROBERT V
1	1020421		\$155.46	Aug 16, 2018	88888	13381	NESVIG, ERIKA
1	1020422		\$219.09	Aug 16, 2018	88888	13441	TESMER, RUSSELL
1	1020423		\$150.30	Aug 16, 2018	88888	13470	SMALLEY, AMY C
1	1020424		\$159.14	Aug 16, 2018	88888	13692	NIEMIEC, ALICIA
1	1020425		\$80.12	Aug 16, 2018	88888	15112	NELSON, TARA A
1	1020426		\$19.95	Aug 16, 2018	88888	16345	WALCZAK, CHERYL M
1	1020427		\$32.65	Aug 16, 2018	88888	17462	TINKLENBERG, AARON D
1	1020428		\$48.00	Aug 16, 2018	88888	18071	MCPARLAND, SHANNON
1	1020429		\$476.72	Aug 16, 2018	88888	18404	POPE, ROBERT J
1	1020430		\$284.94	Aug 16, 2018	88888	18697	THEIS, RACHAEL L
1	1020431		\$343.64	Aug 16, 2018	88888	18697	THEIS, RACHAEL L
1	1020432		\$18.20	Aug 16, 2018	88888	18924	SMITH, ASHLEY
1	1020433		\$154.05	Aug 16, 2018	88888	19191	TIMMER, ANDREW J

81

Check Register Report

Bank Number	Check Number	Check Status	Check Amount	Check Date	Vendor Number	Vendor Address Number	Vendor Name
Check Count	96	Grand Total	\$24,005.85				

Check Register Report

Bank Number	Check Number	Check Status	Check Amount	Check Date	Vendor Number	Vendor Address Number	Vendor Name
4	459892		\$21.50	Jul 17, 2018	00016	2519	BELLEFEUILLE, JULIA
4	459893		\$316.44	Jul 17, 2018	27279	1	COLE PAPERS INC.
4	459894		\$187,759.20	Jul 17, 2018	28300	1	DURHAM SCHOOL SERVICES
4	459895		\$937.50	Jul 17, 2018	29667	0	GOETZ & ECKLAND P.A.
4	459896		\$13,515.00	Jul 17, 2018	24635	0	SAN DIEGO COUNTY OFFICE OF EDUCATION
4	459897		\$150.00	Jul 17, 2018	03619	0	SAVAGE CHAMBER OF COMMERCE
4	459898		\$36,650.48	Jul 17, 2018	09331	0	SCHMITTY & SONS SCHOOL BUSES, INC.
4	459899		\$137,290.81	Jul 17, 2018	08203	1	TIES
4	459900		\$300.00	Jul 21, 2018	00014	1366	ABATE, ELIZABETH OR DESTA, DANIEL
4	459901		\$300.00	Jul 21, 2018	00014	1204	AMIOT, MIKE
4	459902		\$250.00	Jul 21, 2018	00014	1453	ANDERSON, CHAD
4	459903		\$250.00	Jul 21, 2018	00014	2291	ARACHTINGI, MICHAEL
4	459904		\$250.00	Jul 21, 2018	00014	1146	BEAN, MARY
4	459905		\$250.00	Jul 21, 2018	00014	1169	BEARTH, ROBIN
4	459906		\$211.64	Jul 21, 2018	00014	1475	BECKER, TERESA
4	459907		\$250.00	Jul 21, 2018	00014	1350	BERGERSON, COLLEEN
4	459908		\$250.00	Jul 21, 2018	00014	1351	BILTZ, GREGORY
4	459909		\$300.00	Jul 21, 2018	00014	1414	BITTNER, BARBARA
4	459910		\$300.00	Jul 21, 2018	00014	1043	BITTNER, JIM
4	459911		\$300.00	Jul 21, 2018	00014	1379	BLOBAUM, JULIE
4	459912		\$300.00	Jul 21, 2018	00014	1476	BOYD, MELISSA
4	459913		\$250.00	Jul 21, 2018	00014	1298	BRAUN, KATHRYN
4	459914		\$300.00	Jul 21, 2018	00014	1477	BROWN, KATHERINE
4	459915		\$250.00	Jul 21, 2018	00014	2089	BRUMMER, JEFF
4	459916		\$300.00	Jul 21, 2018	00014	1478	BRUNO, CHRIS
4	459917		\$300.00	Jul 21,	00014	1171	CALCUTT, SANDRA

83

Check Register Report

Bank Number	Check Number	Check Status	Check Amount	Check Date	Vendor Number	Vendor Address Number	Vendor Name
				2018			
4	459918		\$300.00	Jul 21, 2018	00014	2266	CAO, PHONG
4	459919		\$300.00	Jul 21, 2018	00014	1394	CARLSON, DOUG
4	459920		\$300.00	Jul 21, 2018	00014	1295	CARTER, MARCELLE
4	459921		\$300.00	Jul 21, 2018	00014	1393	CIMINO, DANA
4	459922		\$250.00	Jul 21, 2018	00014	1293	CUNDIFF, GRETCHEN
4	459923		\$250.00	Jul 21, 2018	00014	1479	DEMITRIUS, AMORITA
4	459924		\$217.56	Jul 21, 2018	00014	2105	DEPIES, KIMBERLY
4	459925		\$214.60	Jul 21, 2018	00014	2225	DOMBROCH, TERRY
4	459926		\$250.00	Jul 21, 2018	00014	1161	FARMER, SUSAN
4	459927		\$300.00	Jul 21, 2018	00014	1244	FIELDS, KARI
4	459928		\$250.00	Jul 21, 2018	00014	806	FLYNN, JOSEPH
4	459929		\$250.00	Jul 21, 2018	00014	1480	FRANCISCO, SANDRA
4	459930		\$300.00	Jul 21, 2018	00014	1144	FRAZIER, WENDY
4	459931		\$250.00	Jul 21, 2018	00014	1449	GOCHEZ, SILVIA
4	459932		\$250.00	Jul 21, 2018	00014	1471	GODFREY, ELIZABETH
4	459933		\$213.12	Jul 21, 2018	00014	1320	GOMEZ, THERESA
4	459934		\$83.66	Jul 21, 2018	00014	1481	GOTTWALT, NORA
4	459935		\$250.00	Jul 21, 2018	00014	2174	HAACK, STEVEN
4	459936		\$250.00	Jul 21, 2018	00014	1382	HANK, SHERI
4	459937		\$300.00	Jul 21, 2018	00014	1448	HANSEN, RACHEL
4	459938		\$250.00	Jul 21, 2018	00014	1446	HELM, GARY OR SASRASH
4	459939		\$250.00	Jul 21, 2018	00014	1482	HJELMBERG, JOLENE
4	459940		\$300.00	Jul 21, 2018	00014	1284	HOEPPNER, CURT
4	459941		\$250.00	Jul 21, 2018	00014	1282	JOHNSON, KRISTIN
4	459942		\$250.00	Jul 21, 2018	00014	1466	KEENEY, KRISTIN

84

Check Register Report

Bank Number	Check Number	Check Status	Check Amount	Check Date	Vendor Number	Vendor Address Number	Vendor Name
4	459943		\$269.20	Jul 21, 2018	00014	1465	KIMINSKI, ERIN
4	459944		\$300.00	Jul 21, 2018	00014	1464	KING, AMY
4	459945		\$250.00	Jul 21, 2018	00014	1148	KIRATLI, REMZI
4	459946		\$300.00	Jul 21, 2018	00014	1281	KIRKOV, ANNA
4	459947		\$250.00	Jul 21, 2018	00014	2302	KLOCHAN, LYUDMILA
4	459948		\$300.00	Jul 21, 2018	00014	1422	KOCON, MELANIE
4	459949		\$250.00	Jul 21, 2018	00014	1444	KRAMAREVSKY, NATALIA
4	459950		\$250.00	Jul 21, 2018	00014	2033	KUPLIC, THERESA OR DAN
4	459951		\$250.00	Jul 21, 2018	00014	1423	LARSEN, ASHLEY
4	459952		\$250.00	Jul 21, 2018	00014	1463	LEHNHERR, CHERYL
4	459953		\$300.00	Jul 21, 2018	00014	1483	LILLEY, KAREN
4	459954		\$300.00	Jul 21, 2018	00014	1252	LONG, ROSLYNN
4	459955		\$250.00	Jul 21, 2018	00014	1484	LYNICK, SALLY
4	459956		\$250.00	Jul 21, 2018	00014	1805	MARINE, KIRKLAND
4	459957		\$250.00	Jul 21, 2018	00014	1806	MARTINEZ, EVA
4	459958		\$300.00	Jul 21, 2018	00014	2310	MASLOW, KATHY
4	459959		\$250.00	Jul 21, 2018	00014	1425	MELENDEZ HAGLUND, WANDA
4	459960		\$250.00	Jul 21, 2018	00014	1454	MRS THAVOUSAK PAYAO
4	459961		\$250.00	Jul 21, 2018	00014	1012	MURRAY, KEVIN
4	459962		\$250.00	Jul 21, 2018	00014	1455	NGUYEN, THAO
4	459963		\$300.00	Jul 21, 2018	00014	1399	NICKLAUS, ANN OR STEVE
4	459964		\$300.00	Jul 21, 2018	00014	1612	NICKLAUS, ANNE OR ALAN
4	459965		\$250.00	Jul 21, 2018	00014	1435	NOONAN, SARA
4	459966		\$250.00	Jul 21, 2018	00014	1400	O'KEEFE, PAULA
4	459967		\$300.00	Jul 21, 2018	00014	1436	OACHS, JOSH
4	459968		\$250.00	Jul 21,	00014	1807	PEINE, KATIE

85

Check Register Report

Bank Number	Check Number	Check Status	Check Amount	Check Date	Vendor Number	Vendor Address Number	Vendor Name
				2018			
4	459969		\$300.00	Jul 21, 2018	00014	325	PLUNTZ, RICHARD
4	459970		\$122.84	Jul 21, 2018	00014	2144	PODEWILS, SHANNON
4	459971		\$300.00	Jul 21, 2018	00014	1427	PORNSCHLOEGL, DANIEL
4	459972		\$250.00	Jul 21, 2018	00014	977	PUTZIER, PAUL OR VERONICA
4	459973		\$300.00	Jul 21, 2018	00014	1808	RAU, DAVE AND JENNIE
4	459974		\$250.00	Jul 21, 2018	00014	1809	REARDON, AMANDA
4	459975		\$300.00	Jul 21, 2018	00014	1402	REBNEY, LISABETH
4	459976		\$300.00	Jul 21, 2018	00014	908	REINHARDT, JAMES
4	459977		\$250.00	Jul 21, 2018	00014	2248	REITER, VALERIE
4	459978		\$250.00	Jul 21, 2018	00014	1810	RELPH, DANA
4	459979		\$250.00	Jul 21, 2018	00014	1309	RETZLAFF, DAVID
4	459980		\$300.00	Jul 21, 2018	00014	1456	RIVERA, JOSE BERNARDO
4	459981		\$300.00	Jul 21, 2018	00014	1811	ROBERGE, COLLEEN
4	459982		\$300.00	Jul 21, 2018	00014	1372	ROOT, AMY
4	459983		\$250.00	Jul 21, 2018	00014	8733	ROSCOE, NANCY
4	459984		\$250.00	Jul 21, 2018	00014	2119	SADEK, JULIE
4	459985		\$250.00	Jul 21, 2018	00014	1459	SAMUELSON, LEAH
4	459986		\$266.80	Jul 21, 2018	00014	1457	SCHMIDT, PENNY
4	459987		\$300.00	Jul 21, 2018	00014	1405	STORM, DANIELLE
4	459988		\$250.00	Jul 21, 2018	00014	1812	SWENSON, JENNIFER
4	459989		\$250.00	Jul 21, 2018	00014	2325	TEW, MELISSA
4	459990		\$250.00	Jul 21, 2018	00014	1461	THOMPSON, LUANNE
4	459991		\$300.00	Jul 21, 2018	00014	2255	THUROW, JOSHUA OR HEATHER
4	459992		\$250.00	Jul 21, 2018	00014	2331	VALLIN, KURT
4	459993		\$214.60	Jul 21, 2018	00016	3175	VANDERWERF, JOAN

98

Check Register Report

Bank Number	Check Number	Check Status	Check Amount	Check Date	Vendor Number	Vendor Address Number	Vendor Name
4	459994		\$300.00	Jul 21, 2018	00014	1433	VOGEL, OKSANA
4	459995		\$250.00	Jul 21, 2018	00014	1407	VOXLAND, WILLIAM
4	459996		\$250.00	Jul 21, 2018	00014	1813	WAGNER, JULIE AND ROBERT
4	459997		\$300.00	Jul 21, 2018	00014	1314	WEAVER, KALLIE & MICHAEL
4	459998		\$250.00	Jul 21, 2018	00014	1434	WELSCH, TONI
4	459999		\$300.00	Jul 21, 2018	00014	1408	WHITE, ALISON
4	460000		\$250.00	Jul 21, 2018	00014	1814	WHITTAKER, WEYLIN
4	460001		\$250.00	Jul 21, 2018	00014	1275	WHITTENBURG, DAWN
4	460002		\$136.90	Jul 21, 2018	00014	1315	WILCOCKSON, HELMA
4	460003		\$250.00	Jul 21, 2018	00014	1462	WILGENBUSCH, IIKA
4	460004		\$294.10	Jul 21, 2018	00014	1345	WILLIAMS, REBECCA
4	460005		\$250.00	Jul 21, 2018	00014	997	WINTER, CAMILA
4	460006		\$250.00	Jul 21, 2018	00014	1815	YOUNGDAHL, KALLY
4	460007		\$250.00	Jul 21, 2018	00014	2132	ZIEGLER, BRAD
4	460008		\$70.78	Jul 19, 2018	04655	0	BROWN'S ICE CREAM CO.
4	460009		\$1,710.00	Jul 19, 2018	00673	0	BURNSVILLE, CITY OF
4	460010		\$2,431.95	Jul 19, 2018	02519	0	CENTERPOINT ENERGY
4	460011		\$3,389.38	Jul 19, 2018	06231	0	CONSOLIDATED COMMUNICATIONS
4	460012		\$1,439.40	Jul 19, 2018	23509	0	COOL AIR MECHANICAL, INC.
4	460013	Void	\$1,556.35	Jul 19, 2018	00502	0	CORNERSTONE COPY CENTER
4	460014		\$78,729.48	Jul 19, 2018	00809	0	DAKOTA ELECTRIC ASSOCIATION
4	460015		\$1,532.39	Jul 19, 2018	28300	1	DURHAM SCHOOL SERVICES
4	460016		\$4,236.00	Jul 19, 2018	E5682	0	FECKE, KAY L
4	460017		\$15.85	Jul 19, 2018	00001	1818	FUNG, ELAINE
4	460018		\$63.05	Jul 19, 2018	00001	1817	GARDNER, JOHN
4	460019		\$32.00	Jul 19,	00862	3	HERFF JONES, INC.

87

Check Register Report

Bank Number	Check Number	Check Status	Check Amount	Check Date	Vendor Number	Vendor Address Number	Vendor Name
				2018			
4	460020		\$1,300.00	Jul 19, 2018	05834	0	INSTITUTE FOR ENVIRONMENTAL ASSESSMENT,
4	460021		\$1,000.00	Jul 19, 2018	00016	3369	JEFFY, JEFFY
4	460022		\$1,000.00	Jul 19, 2018	00016	3367	MACHUCHU, JULIA
4	460023		\$8,776.04	Jul 19, 2018	28793	1	MANSFIELD OIL COMPANY
4	460024		\$610.00	Jul 19, 2018	08702	0	MOBILE HEALTH SERVICES LLC
4	460025		\$125.00	Jul 19, 2018	08609	0	NORTHFIELD HIGH SCHOOL
4	460026		\$750.00	Jul 19, 2018	00016	3368	O'BRIEN, MALLORY
4	460027		\$1,500.00	Jul 19, 2018	00016	2609	OFFICE OF STUDENT FINANCIAL AID
4	460028		\$200.00	Jul 19, 2018	21458	0	PRIOR LAKE HIGH SCHOOL
4	460029		\$100.00	Jul 19, 2018	07235	0	REALLY GOOD STUFF
4	460030		\$13,289.39	Jul 19, 2018	23848	0	SFM
4	460031		\$5,365.20	Jul 19, 2018	11235	0	STEELE, DOUGLAS
4	460032		\$4,986.66	Jul 19, 2018	29345	1	T-MOBILE
4	460033		\$3,559.68	Jul 19, 2018	29516	1	ULTIMATE EVENTS
4	460034		\$2,985.00	Jul 20, 2018	22517	0	AMI IMAGING SYSTEMS, INC.
4	460035		\$1,402.58	Jul 20, 2018	29704	0	ANCHOR SOLAR INVESTMENTS, LLC
4	460036		\$100.00	Jul 20, 2018	00287	0	ANOKA SENIOR HIGH SCHOOL
4	460037		\$245.00	Jul 20, 2018	00009	3	APPLE VALLEY HIGH SCHOOL
4	460038		\$86.39	Jul 20, 2018	00428	0	ARAMARK
4	460039		\$100.00	Jul 20, 2018	00163	0	ARMSTRONG HIGH SCHOOL
4	460040		\$4,950.00	Jul 20, 2018	28649	0	ARVIG
4	460041		\$250.00	Jul 20, 2018	00722	3	BLOOMINGTON JEFFERSON HIGH SCHOOL
4	460042		\$200.00	Jul 20, 2018	08957	0	BURNSVILLE ROTARY BREAKFAST
4	460043		\$266.02	Jul 20, 2018	02781	5	CENTURYLINK
4	460044		\$251.40	Jul 20, 2018	06013	0	CULLIGAN

88

Check Register Report

Bank Number	Check Number	Check Status	Check Amount	Check Date	Vendor Number	Vendor Address Number	Vendor Name
4	460045		\$22,950.00	Jul 20, 2018	05154	1	DISCOVERY EDUCATION
4	460046		\$200.00	Jul 20, 2018	00875	0	DRAMATISTS PLAY SERVICE INC.
4	460047		\$468.60	Jul 20, 2018	26262	1	EDUCATORS BENEFIT CONSULTANTS, LLC
4	460048		\$130.00	Jul 20, 2018	02281	1	HASTINGS HIGH SCHOOL
4	460049		\$49.50	Jul 20, 2018	00862	3	HERFF JONES, INC.
4	460050		\$898.10	Jul 20, 2018	29830	0	HONAKER, SONYA
4	460051		\$140.00	Jul 20, 2018	00722	0	IND SCHOOL DIST #271
4	460052		\$200.00	Jul 20, 2018	01880	2	IND. SCHOOL DIST. 194
4	460053		\$150.00	Jul 20, 2018	27501	0	IND. SCHOOL DIST. 2172
4	460054		\$19,106.20	Jul 20, 2018	06559	1	MATRIX COMMUNICATIONS, INC.
4	460055		\$1,730.00	Jul 20, 2018	08338	0	MN ASSOC OF SECONDARY SCHOOL PRINCIPAL(MASSP)
4	460056		\$180.00	Jul 20, 2018	08014	0	MN ASSOC OF SECRETARIES TO THE PRINCIPA(MASP)
4	460057		\$385.00	Jul 20, 2018	04884	2	NASSP/NHS
4	460058		\$46,570.80	Jul 20, 2018	27783	1	NAVIANCE, INC.
4	460059		\$558.00	Jul 20, 2018	24413	0	PAAR SPORTS & PROMOTIONS
4	460060		\$140.71	Jul 20, 2018	00000	4397	PHIPPS, SHARMYN
4	460061		\$110.00	Jul 20, 2018	09266	0	ROSEMOUNT HIGH SCHOOL
4	460062		\$5,973.75	Jul 20, 2018	28849	0	SCENARIO LEARNING, LLC
4	460063		\$3,543.00	Jul 20, 2018	27933	2	SCHNEIDER ELECTRIC IT USA INC
4	460064		\$453.81	Jul 20, 2018	03196	6	SCHOLASTIC INC.
4	460065		\$37.00	Jul 20, 2018	26552	3	SCHOOL NUTRITION ASSOCIATION
4	460066		\$200.00	Jul 20, 2018	03458	2	ST. OLAF COLLEGE CROSS COUNTRY
4	460067		\$103.40	Jul 20, 2018	28502	0	THE MCDOWELL AGENCY, INC.
4	460068		\$270.00	Jul 20, 2018	01637	0	THREE RIVERS PARK DISTRICT
4	460069		\$186,273.25	Jul 20, 2018	08203	1	TIES
4	460070		\$3,461.61	Jul 20,	04417	1	US FOODS INC

69

Check Register Report

Bank Number	Check Number	Check Status	Check Amount	Check Date	Vendor Number	Vendor Address Number	Vendor Name
				2018			
4	460071		\$21,505.89	Jul 23, 2018	24390	0	NELSON AUTO CENTER
4	460072		\$14,149.21	Jul 23, 2018	24390	0	NELSON AUTO CENTER
4	460073		\$168,933.10	Jul 23, 2018	08203	1	TIES
4	460074		\$1,308.37	Jul 24, 2018	28551	0	ADVANCED IMAGING SOLUTIONS
4	460075		\$25.05	Jul 24, 2018	00016	2541	BOOS, KRISTA
4	460076		\$4,615.42	Jul 24, 2018	02519	0	CENTERPOINT ENERGY
4	460077		\$1,533.10	Jul 24, 2018	00502	0	CORNERSTONE COPY CENTER
4	460078		\$23.25	Jul 24, 2018	00862	3	HERFF JONES, INC.
4	460079		\$507.34	Jul 24, 2018	04818	0	HORIZON COMMERCIAL POOL SUPPLY
4	460080		\$6,620.00	Jul 24, 2018	27693	0	IDEAL SERVICES, INC.
4	460081		\$3,326.33	Jul 24, 2018	27633	0	KELLY SERVICES, INC.
4	460082		\$1,497.14	Jul 24, 2018	25133	0	LANO EQUIPMENT
4	460083		\$309.15	Jul 24, 2018	08682	2	LIFETOUCH
4	460084		\$2,739.31	Jul 24, 2018	28612	0	MASTER AUTOMOTIVE TIRE & QUICK LUBE
4	460085		\$517.74	Jul 24, 2018	03029	1	MINNESOTA ENERGY RESOURCES
4	460086		\$1,272.00	Jul 24, 2018	20320	0	NORTHERN AIR CORPORATION (NAC)
4	460087		\$1,028.00	Jul 24, 2018	28785	1	PRODOCON, INC
4	460088		\$27,754.50	Jul 25, 2018	00111	3	ACT ASPIRE LLC
4	460089		\$149.00	Jul 25, 2018	00098	1	ASCD
4	460090		\$30.00	Jul 25, 2018	26711	0	BURNSVILLE FIRE MUSTER
4	460091		\$94.05	Jul 25, 2018	09272	2	ECM PUBLISHERS, INC.
4	460092		\$395.00	Jul 25, 2018	29729	0	GREATAMERICA FINANCIAL SERVICES
4	460093		\$299.00	Jul 25, 2018	09181	0	MN ASSOC OF SCHOOL ADMINISTRATORS (MASA)
4	460094		\$7,269.64	Jul 25, 2018	24471	0	OPG-3 INC.
4	460095		\$736.91	Jul 25, 2018	04153	1	U.S. POSTMASTER

06

Check Register Report

Bank Number	Check Number	Check Status	Check Amount	Check Date	Vendor Number	Vendor Address Number	Vendor Name
4	460096		\$3,496.00	Jul 25, 2018	04417	1	US FOODS INC
4	460097	Void	\$103.50	Jul 25, 2018	00930	5	DRIVER AND VEHICLE SERVICES DIVISION
4	460098		\$2,421.08	Jul 25, 2018	00930	5	DRIVER AND VEHICLE SERVICES DIVISION
4	460099		\$125.08	Jul 26, 2018	01365	0	AMERIPRIDE LINEN AND APPAREL SERVICES
4	460100		\$5,292.00	Jul 26, 2018	27274	0	COMPUTER EXPLORERS
4	460101		\$90.00	Jul 26, 2018	00575	0	GROTH MUSIC COMPANY
4	460102		\$8,703.00	Jul 26, 2018	09327	0	INTERMEDIATE SCHOOL DISTRICT 917
4	460103		\$2,906.89	Jul 26, 2018	27633	0	KELLY SERVICES, INC.
4	460104		\$1,081.00	Jul 26, 2018	08356	1	KENNEDY & GRAVEN, CHARTERED
4	460105		\$140.00	Jul 26, 2018	08682	2	LIFETOUCH
4	460106		\$1,000.00	Jul 26, 2018	21301	3	MN STATE UNIVERSITY-MANKATO
4	460107		\$482.02	Jul 26, 2018	02765	0	NORCOSTCO, INC.
4	460108		\$2,000.00	Jul 26, 2018	02136	0	NORMANDEALE COMMUNITY COLLEGE
4	460109		\$2,000.00	Jul 26, 2018	02136	0	NORMANDEALE COMMUNITY COLLEGE
4	460110		\$2,500.00	Jul 26, 2018	02136	0	NORMANDEALE COMMUNITY COLLEGE
4	460111		\$1,000.00	Jul 26, 2018	00016	2609	OFFICE OF STUDENT FINANCIAL AID
4	460112		\$2,000.00	Jul 26, 2018	29842	0	UNIVERSITY OF MINNESOTA MORRIS
4	460113		\$5,000.00	Jul 26, 2018	08798	1	UNIVERSITY OF MINNESOTA-TWIN CITIES
4	460114		\$10,064.85	Jul 27, 2018	28551	1	ADVANCED IMAGING SOLUTIONS
4	460115		\$253.50	Jul 27, 2018	28973	0	CASPERSON, JULIE
4	460116		\$8,160.00	Jul 27, 2018	27274	0	COMPUTER EXPLORERS
4	460117		\$718.80	Jul 27, 2018	29543	0	DAHLEN SIGN COMPANY
4	460118		\$360.00	Jul 27, 2018	20524	0	DEWALD, RINA C.
4	460119		\$1,260.00	Jul 27, 2018	29246	0	INGINA, LLC
4	460120		\$600.00	Jul 27, 2018	29835	0	LEARY-HEINZ, HELENA
4	460121		\$928.00	Jul 27,	25512	0	MAYER ARTS, INC.

91

Check Register Report

Bank Number	Check Number	Check Status	Check Amount	Check Date	Vendor Number	Vendor Address Number	Vendor Name
				2018			
4	460122		\$660.00	Jul 27, 2018	24659	0	MINNESOTA SWORD PLAY
4	460123		\$482.40	Jul 27, 2018	29413	1	QIVITALITY, LLC
4	460124		\$179.20	Jul 27, 2018	28168	0	ROARK, RICHARD JEFFREY
4	460125		\$1,500.00	Jul 27, 2018	29683	1	ROCKIN JUMP EAGAN
4	460126		\$8,385.00	Jul 27, 2018	26796	0	SAFEWAY DRIVING SCHOOL
4	460127		\$749.50	Jul 27, 2018	29841	0	SAINTS NORTH ROLLER RINK
4	460128		\$3,500.00	Jul 27, 2018	29087	0	SCIENCE EXPLORERS, INC.
4	460129		\$108.00	Jul 27, 2018	26230	1	WELCH MILL CANOE, TUBE AND KAYAK
4	460130		\$1,798.74	Aug 1, 2018	28147	1	AGROPUR INC. DIVISION NATREL USA
4	460131	Unissued	\$0.00	Aug 1, 2018	28147	1	AGROPUR INC. DIVISION NATREL USA
4	460132		\$4,800.00	Aug 1, 2018	28566	0	AHERN, PATRICK
4	460133		\$2,395.95	Aug 1, 2018	03503	0	AMERICAN TIME & SIGNAL
4	460134		\$95.74	Aug 1, 2018	01365	0	AMERIPRIDE LINEN AND APPAREL SERVICES
4	460135		\$4,920.00	Aug 1, 2018	29763	0	APERTURE EDUCATION
4	460136		\$4,494.60	Aug 1, 2018	00106	0	AQUA ENGINEERING, INC.
4	460137		\$64.31	Aug 1, 2018	00428	0	ARAMARK
4	460138		\$1,085.00	Aug 1, 2018	00098	1	ASCD
4	460139		\$47.00	Aug 1, 2018	04895	0	ASSOCIATION OF CLERICAL EMPLOYEES
4	460140		\$1,399.76	Aug 1, 2018	25449	2	AUTOMATED LOGIC CONTRACTING SERVICES
4	460141		\$4,417.63	Aug 1, 2018	00477	0	BIX PRODUCE COMPANY
4	460142	Unissued	\$0.00	Aug 1, 2018	00477	0	BIX PRODUCE COMPANY
4	460143		\$545.51	Aug 1, 2018	04655	0	BROWN'S ICE CREAM CO.
4	460144		\$1,540.00	Aug 1, 2018	09991	0	BURNSVILLE ASSOCIATION OF EDUCATIONAL ASSTS
4	460145		\$650.00	Aug 1, 2018	29306	0	C.G.T. LIMITED
4	460146		\$99,502.36	Aug 1, 2018	20289	1	CDW GOVERNMENT, INC.

92

Check Register Report

Bank Number	Check Number	Check Status	Check Amount	Check Date	Vendor Number	Vendor Address Number	Vendor Name
4	460147		\$1,960.00	Aug 1, 2018	03622	1	CENGAGE LEARNING
4	460148		\$16,224.00	Aug 1, 2018	24466	1	CENTER FOR THE COLLABORATIVE CLASSROOM
4	460149		\$1,992.25	Aug 1, 2018	26628	0	CENTRAL FIRE PROTECTION, INC.
4	460150		\$740.60	Aug 1, 2018	27279	1	COLE PAPERS INC.
4	460151		\$5,595.81	Aug 1, 2018	23509	0	COOL AIR MECHANICAL, INC.
4	460152		\$9,927.50	Aug 1, 2018	29269	2	COUGHLAN COMPANIES, LLC
4	460153		\$7.01	Aug 1, 2018	00647	0	CROWN RENTAL, INC.
4	460154		\$4,128.53	Aug 1, 2018	29228	1	CUMMINS NPOWER LLC
4	460155		\$24,937.71	Aug 1, 2018	04186	1	DALCO
4	460156	Unissued	\$0.00	Aug 1, 2018	04186	1	DALCO
4	460157	Unissued	\$0.00	Aug 1, 2018	04186	1	DALCO
4	460158	Unissued	\$0.00	Aug 1, 2018	04186	1	DALCO
4	460159	Unissued	\$0.00	Aug 1, 2018	04186	1	DALCO
4	460160		\$1,687.96	Aug 1, 2018	00279	0	DIVERSIFIED SNACK DISTRIBUTION
4	460161		\$225.00	Aug 1, 2018	24933	0	DURAND MANUFACTURING, INC.
4	460162		\$123.37	Aug 1, 2018	28631	1	FRATTALLONE'S/BURNSVILLE
4	460163		\$1,220.10	Aug 1, 2018	04387	1	GRAINGER
4	460164	Unissued	\$0.00	Aug 1, 2018	04387	1	GRAINGER
4	460165		\$399.95	Aug 1, 2018	01478	1	GRAYBAR ELECTRIC COMPANY, INC.
4	460166		\$137.00	Aug 1, 2018	27604	0	GREAT LAKES HIGHER EDUCATION CORPORATION
4	460167		\$538.00	Aug 1, 2018	20324	1	GURSTEL LAW FIRM, P.C.
4	460168		\$1,842.91	Aug 1, 2018	09046	0	HI TECH REFRIGERATION, INC
4	460169		\$10,245.00	Aug 1, 2018	29536	0	HIGH POINT NETWORKS, LLC
4	460170		\$13,546.15	Aug 1, 2018	26668	1	HM RECEIVABLES CO LLC
4	460171		\$940.21	Aug 1, 2018	04818	0	HORIZON COMMERCIAL POOL SUPPLY
4	460172		\$24,600.00	Aug 1,	28887	1	HOUGHTON MIFFLIN HARCOURT

93

Check Register Report

Bank Number	Check Number	Check Status	Check Amount	Check Date	Vendor Number	Vendor Address Number	Vendor Name
				2018			PUBLISHING CO.
4	460173		\$21,950.00	Aug 1, 2018	24406	0	IDENTITY AUTOMATION, LP
4	460174		\$212.09	Aug 1, 2018	01134	0	JIM COOPERS TIRE & AUTO STORES
4	460175		\$639.88	Aug 1, 2018	29071	0	JOBS FOUNDATION/TECH DUMP
4	460176		\$195.00	Aug 1, 2018	28929	0	JOHN'S SEWER AND DRAIN CLEANING, INC.
4	460177		\$4,518.38	Aug 1, 2018	03587	1	JOHNSON CONTROLS FIRE PROTECTION LP
4	460178		\$14,416.00	Aug 1, 2018	29371	0	KENDELL DOORS & HARDWARE, INC.
4	460179		\$10,651.33	Aug 1, 2018	02102	0	KRAUS-ANDERSON INS. AGENCY, INC.
4	460180		\$1,884.00	Aug 1, 2018	05077	0	LOCKSAFE INC.
4	460181		\$80,002.20	Aug 1, 2018	27063	0	MIDWEST BLINDS
4	460182		\$1,500.00	Aug 1, 2018	29838	0	MILLER, PETER MICHAEL
4	460183		\$12,550.00	Aug 1, 2018	28341	0	MINNESOTA ROADWAYS CO.
4	460184		\$774.04	Aug 1, 2018	02544	1	MTI DISTRIBUTING CO.
4	460185		\$42.49	Aug 1, 2018	03519	0	NAPA AUTO PARTS
4	460186		\$80.00	Aug 1, 2018	08769	0	NCPERS MINNESOTA
4	460187		\$4,753.28	Aug 1, 2018	26881	0	OFFICE SYSTEMS AND DESIGN INC
4	460188		\$400.00	Aug 1, 2018	29717	0	PAM MCDONALD CONSULTING, LLC
4	460189		\$5,076.35	Aug 1, 2018	28785	1	PRODOCON, INC
4	460190		\$11,536.59	Aug 1, 2018	29715	0	RAINBOW TREE COMPANY
4	460191		\$49,081.33	Aug 1, 2018	29749	0	RAK CONSTRUCTION, INC.
4	460192		\$2,523.65	Aug 1, 2018	20099	2	RELIASTAR LIFE INSURANCE COMPANY
4	460193		\$2,682.95	Aug 1, 2018	20099	3	RELIASTAR LIFE INSURANCE COMPANY
4	460194		\$1,571.95	Aug 1, 2018	20099	4	RELIASTAR LIFE INSURANCE COMPANY
4	460195		\$342.50	Aug 1, 2018	28528	0	ROCK HARD LANDSCAPE SUPPLY
4	460196		\$1,844.00	Aug 1, 2018	23241	0	RYAN MECHANICAL, INC.
4	460197		\$4,769.90	Aug 1, 2018	07382	0	SCHOOL SERVICES EMPLOYEES LOCAL 284

Check Register Report

Bank Number	Check Number	Check Status	Check Amount	Check Date	Vendor Number	Vendor Address Number	Vendor Name
4	460198		\$113.65	Aug 1, 2018	03745	2	SHERWIN-WILLIAMS
4	460199		\$1,041.42	Aug 1, 2018	03689	0	STATE SUPPLY CO., INC.
4	460200		\$500.00	Aug 1, 2018	23536	2	STILLWATER AREA SCHOOLS
4	460201		\$2,667.00	Aug 1, 2018	28140	0	SUPERIOR STRIPING, INC.
4	460202		\$118.00	Aug 1, 2018	02899	0	TESSMAN COMPANY
4	460203		\$37,862.99	Aug 1, 2018	24486	0	THE HARTFORD
4	460204		\$142.78	Aug 1, 2018	24444	0	TRI-STATE BOBCAT
4	460205		\$6,058.59	Aug 1, 2018	29519	1	TRI-DIM FILTER CORP
4	460206		\$2,058.48	Aug 1, 2018	03802	0	TRIO SUPPLY
4	460207		\$6,216.23	Aug 1, 2018	04417	1	US FOODS INC
4	460208		\$426.45	Aug 1, 2018	04243	1	VIKING ELECTRIC SUPPLY, INC.
4	460209		\$57.43	Aug 1, 2018	29757	1	WERNER ELECTRIC
4	460210		\$14.31	Aug 1, 2018	02776	0	XCEL ENERGY
4	460211		\$43.90	Jul 30, 2018	03503	0	AMERICAN TIME & SIGNAL
4	460212		\$99.31	Jul 30, 2018	02519	0	CENTERPOINT ENERGY
4	460213		\$5,371.25	Jul 30, 2018	05816	0	JOHN A. DALSIN & SON, INC.
4	460214		\$15.00	Jul 30, 2018	25372	4	NCS PEARSON INC
4	460215		\$1,180.60	Jul 30, 2018	06477	0	OFFICE OF MN IT SERVICES
4	460216		\$36.00	Jul 30, 2018	24681	0	PROFESSIONAL WIRELESS COMMUNICATIONS
4	460217		\$100.00	Jul 30, 2018	20491	0	SAVAGE, DAWN
4	460218		\$77,212.09	Jul 30, 2018	29759	0	SKYWARD, INC.
4	460219		\$1,587.00	Jul 30, 2018	29345	1	T-MOBILE
4	460220		\$87.50	Jul 30, 2018	25679	0	TOAY, GRETCHEN
4	460221		\$200.00	Jul 30, 2018	29834	0	TURNER FRANTZ, KIMBERLY
4	460222		\$19.70	Jul 30, 2018	04172	0	UNITED PARCEL SERVICE
4	460223		\$2,000.00	Aug 2,	00016	3370	BOATMAN, JACOB

95

Check Register Report

Bank Number	Check Number	Check Status	Check Amount	Check Date	Vendor Number	Vendor Address Number	Vendor Name
				2018			
4	460224		\$2,000.00	Aug 2, 2018	00016	3371	DO, KATHERINE
4	460225		\$19.24	Aug 2, 2018	29706	0	EXPRESS AUTO PARTS
4	460226		\$2,500.00	Aug 2, 2018	22194	0	GUSTAVUS ADOLPHUS COLLEGE
4	460227		\$2,608.44	Aug 2, 2018	00862	3	HERFF JONES, INC.
4	460228		\$455.00	Aug 2, 2018	26466	0	MN HIGHWAY SAFETY & RESEARCH CENTER
4	460229		\$380.00	Aug 2, 2018	24405	0	MNAFEE
4	460230		\$11,900.00	Aug 2, 2018	26075	0	NEXUS SOLUTIONS, LLC
4	460231		\$43,903.50	Aug 2, 2018	08203	1	TIES
4	460232		\$350.00	Aug 3, 2018	07129	4	AUGSBURG UNIVERSITY ATHLETICS
4	460233		\$200.00	Aug 3, 2018	22108	0	AYAQUICA, SHERI
4	460234		\$383.50	Aug 3, 2018	24487	0	CADE, STEPHANIE
4	460235		\$205.20	Aug 3, 2018	29243	0	CARLSON, GERRI
4	460236		\$48.00	Aug 3, 2018	29462	2	CONQUER NINJA ATHLETICS
4	460237		\$1,274.00	Aug 3, 2018	27072	1	CURIOUS MINDS LLC
4	460238		\$126.00	Aug 3, 2018	29260	0	FREIHEIT, DUSTIN
4	460239		\$450.00	Aug 3, 2018	29215	0	GILES OUTDOOR SERVICES, LLC
4	460240		\$79.00	Aug 3, 2018	00000	7363	JOHNSON, ANN
4	460241		\$854.00	Aug 3, 2018	28572	0	JOJO'S RISE AND WINE
4	460242		\$147.00	Aug 3, 2018	20523	0	JONES, SCOTT
4	460243		\$75.00	Aug 3, 2018	00000	7364	LABELLE, CAREN
4	460244		\$75.00	Aug 3, 2018	00000	9553	MALSOM, PAT
4	460245		\$1,000.00	Aug 3, 2018	29844	0	MICHIGAN TECHNOLOGICAL UNIVERSITY
4	460246		\$7,700.00	Aug 3, 2018	28524	0	MINNESOTA ALLIANCE WITH YOUTH
4	460247		\$15,851.30	Aug 3, 2018	07448	0	MINNESOTA VALLEY ELECTRIC COOPERATIVE
4	460248		\$983.41	Aug 3, 2018	29825	0	MINUTEMAN PRESS

96

Check Register Report

Bank Number	Check Number	Check Status	Check Amount	Check Date	Vendor Number	Vendor Address Number	Vendor Name
4	460249		\$1,834.00	Aug 3, 2018	02538	0	MN ELEMENTARY SCHOOL PRINCIPALS ASSOC (MESPA)
4	460250		\$262.00	Aug 3, 2018	26466	0	MN HIGHWAY SAFETY & RESEARCH CENTER
4	460251		\$7,652.60	Aug 3, 2018	03288	0	MN LITERACY COUNCIL
4	460252		\$1,250.00	Aug 3, 2018	29845	0	MOUSE INC.
4	460253		\$50.00	Aug 3, 2018	02956	0	MSOPA
4	460254		\$600.00	Aug 3, 2018	29717	0	PAM MCDONALD CONSULTING, LLC
4	460255		\$6,403.35	Aug 3, 2018	09588	0	SAVAGE, CITY OF
4	460256		\$26.76	Aug 3, 2018	07382	0	SCHOOL SERVICES EMPLOYEES LOCAL 284
4	460257		\$3,200.00	Aug 3, 2018	29087	0	SCIENCE EXPLORERS, INC.
4	460258		\$450.00	Aug 3, 2018	29528	0	SUGLIA, BIANCA
4	460259		\$75.00	Aug 3, 2018	00000	7365	TORVUND, MAXINE
4	460260		\$1,050.00	Aug 3, 2018	29834	0	TURNER FRANTZ, KIMBERLY
4	460261		\$1,000.00	Aug 3, 2018	08798	1	UNIVERSITY OF MINNESOTA-TWIN CITIES
4	460262		\$4,894.50	Aug 3, 2018	24245	0	YOUTH ENRICHMENT LEAGUE
4	460263		\$850.00	Aug 7, 2018	29839	0	EEB, LLC
4	460264		\$472.00	Aug 7, 2018	00889	1	ELSMORE SWIM SHOP
4	460265		\$160.00	Aug 7, 2018	02673	10	LAKEVILLE SOUTH HIGH SCHOOL
4	460266		\$1,840.00	Aug 7, 2018	25512	0	MAYER ARTS, INC.
4	460267		\$5,847.05	Aug 7, 2018	29793	1	PLANSOURCE
4	460268		\$473.88	Aug 7, 2018	24465	2	SHRED-IT USA
4	460269		\$4,674.36	Aug 7, 2018	04153	1	U.S. POSTMASTER
4	460270		\$0.10	Aug 7, 2018	04417	1	US FOODS INC
4	460271	Unissued	\$0.00	Aug 7, 2018	04417	1	US FOODS INC
4	460272	Unissued	\$0.00	Aug 7, 2018	04417	1	US FOODS INC
4	460273	Unissued	\$0.00	Aug 7, 2018	04417	1	US FOODS INC
4	460274	Unissued	\$0.00	Aug 7, 2018	04417	1	US FOODS INC

97

Check Register Report

Bank Number	Check Number	Check Status	Check Amount	Check Date	Vendor Number	Vendor Address Number	Vendor Name
				2018			
4	460275	Unissued	\$0.00	Aug 7, 2018	04417	1	US FOODS INC
4	460276	Unissued	\$0.00	Aug 7, 2018	04417	1	US FOODS INC
4	460277	Unissued	\$0.00	Aug 7, 2018	04417	1	US FOODS INC
4	460278		\$16,744.61	Aug 7, 2018	24462	1	WEST INTERACTIVE SERVICES CORPORATION
4	460279		\$150.00	Aug 9, 2018	00673	0	BURNSVILLE, CITY OF
4	460280		\$16,173.87	Aug 9, 2018	04226	0	BURNSVILLE, CITY OF
4	460281	Unissued	\$0.00	Aug 9, 2018	04226	0	BURNSVILLE, CITY OF
4	460282		\$1,000.00	Aug 9, 2018	29850	0	COLLEGE OF SOUTHERN NEVADA
4	460283		\$12,354.69	Aug 9, 2018	00641	0	DICK'S/LAKEVILLE SANITATION, INC.
4	460284		\$5,666.67	Aug 9, 2018	04416	0	FAIRVIEW
4	460285		\$570.00	Aug 9, 2018	01541	1	GENERAL PARTS, LLC
4	460286		\$3,430.50	Aug 9, 2018	08356	1	KENNEDY & GRAVEN, CHARTERED
4	460287		\$395.00	Aug 9, 2018	08798	12	REGENTS OF THE UNIVERSITY OF MINNESOTA
4	460288		\$1,000.00	Aug 9, 2018	00016	3372	SHIDE, SULEIMAN
4	460289		\$11,308.00	Aug 10, 2018	05296	0	360 COMMUNITIES
4	460290		\$605.57	Aug 10, 2018	28551	0	ADVANCED IMAGING SOLUTIONS
4	460291		\$10,064.85	Aug 10, 2018	28551	1	ADVANCED IMAGING SOLUTIONS
4	460292		\$1,019.56	Aug 10, 2018	01365	0	AMERIPRIDE LINEN AND APPAREL SERVICES
4	460293		\$784.00	Aug 10, 2018	00000	7367	BOLSTAD, JEN
4	460294		\$325.00	Aug 10, 2018	21809	0	BURPEE, MIKE
4	460295		\$313.20	Aug 10, 2018	29243	0	CARLSON, GERRI
4	460296		\$266.02	Aug 10, 2018	02781	5	CENTURYLINK
4	460297		\$4,400.00	Aug 10, 2018	25207	0	COGAN, TOM
4	460298		\$300.00	Aug 10, 2018	25222	0	EAGAN ROTARY CLUB
4	460299		\$246.56	Aug 10, 2018	02333	1	EARTHGRAINS BAKING CO. INC.

98

Check Register Report

Bank Number	Check Number	Check Status	Check Amount	Check Date	Vendor Number	Vendor Address Number	Vendor Name
4	460300		\$665.55	Aug 10, 2018	26262	1	EDUCATORS BENEFIT CONSULTANTS, LLC
4	460301		\$2,907.65	Aug 10, 2018	28988	1	FRONTLINE TECHNOLOGIES GROUP, LLC
4	460302		\$1,312.50	Aug 10, 2018	29667	0	GOETZ & ECKLAND P.A.
4	460303		\$331.98	Aug 10, 2018	00862	3	HERFF JONES, INC.
4	460304		\$9,322.69	Aug 10, 2018	27633	0	KELLY SERVICES, INC.
4	460305		\$16.85	Aug 10, 2018	00001	1819	LOYVA, VICKIE
4	460306		\$528.06	Aug 10, 2018	03029	1	MINNESOTA ENERGY RESOURCES
4	460307		\$425.00	Aug 10, 2018	29825	0	MINUTEMAN PRESS
4	460308		\$90.00	Aug 10, 2018	02694	1	NATIONAL GEOGRAPHIC
4	460309		\$289.10	Aug 10, 2018	29778	0	PETROVA, IRINA
4	460310		\$1,960.00	Aug 10, 2018	29832	0	PHILLIPS, CHADWICK
4	460311		\$6,363.50	Aug 10, 2018	29817	0	PRECISION SIGNS AND IMAGING, LLC
4	460312		\$11,336.00	Aug 10, 2018	29852	0	PROTRAXX
4	460313		\$510.00	Aug 10, 2018	26662	1	RAPTOR TECHNOLOGIES
4	460314		\$1,320.00	Aug 10, 2018	08798	12	REGENTS OF THE UNIVERSITY OF MINNESOTA
4	460315		\$125.00	Aug 10, 2018	29851	0	RIVER FALLS SCHOOL DISTRICT
4	460316		\$1,000.00	Aug 10, 2018	29542	0	TEAMBUILDR
4	460317		\$1,000.00	Aug 10, 2018	29840	0	THE HIGH 48'S
4	460318		\$226.95	Aug 10, 2018	28502	0	THE MCDOWELL AGENCY, INC.
4	460319		\$114.78	Aug 10, 2018	E7415	0	UMHOFER, THOMAS C
4	460320		\$10,386.91	Aug 10, 2018	28417	0	UNIVERSAL ATHLETIC SERVICE INC.
4	460321		\$79.00	Aug 10, 2018	00000	7366	WEIHER, FIONA
4	460322		\$14,711.54	Aug 10, 2018	02776	0	XCEL ENERGY
4	460323		\$38,014.20	Aug 13, 2018	27679	0	BENEFITFOCUS.COM, INC.
4	460324		\$745.70	Aug 13, 2018	23509	0	COOL AIR MECHANICAL, INC.
4	460325		\$125.00	Aug 13,	27732	0	DIALOG ONE LLC

69

Check Register Report

Bank Number	Check Number	Check Status	Check Amount	Check Date	Vendor Number	Vendor Address Number	Vendor Name
				2018			
4	460326		\$2,223.00	Aug 13, 2018	09327	0	INTERMEDIATE SCHOOL DISTRICT 917
4	460327		\$5,674.90	Aug 13, 2018	02220	1	LEGO EDUCATION
4	460328		\$1,012.63	Aug 13, 2018	05511	1	RED WING SHOE COMPANY INC
4	460329		\$2,193.34	Aug 13, 2018	21851	1	RED WING SHOE COMPANY INC
4	460330	Unissued	\$0.00	Aug 13, 2018	21851	1	RED WING SHOE COMPANY INC
4	460331		\$4,577.76	Aug 13, 2018	29849	1	THE HILLSHIRE BRANDS COMPANY
4	460332		\$393.77	Aug 14, 2018	28551	0	ADVANCED IMAGING SOLUTIONS
4	460333		\$1,185.00	Aug 14, 2018	25919	0	CORDOVA, LETICIA
4	460334		\$1,080.00	Aug 14, 2018	20524	0	DEWALD, RINA C.
4	460335		\$120.00	Aug 14, 2018	27732	0	DIALOG ONE LLC
4	460336		\$833.33	Aug 14, 2018	22061	1	DISTRIBUTED WEBSITE CORPORATION
4	460337		\$25,824.44	Aug 14, 2018	28988	1	FRONTLINE TECHNOLOGIES GROUP, LLC
4	460338		\$1,770.01	Aug 14, 2018	20347	1	HOUSE OF PRINT
4	460339		\$1,195.55	Aug 14, 2018	24274	1	INNOVATIVE OFFICE SOLUTIONS, LLC
4	460340		\$174.87	Aug 14, 2018	02483	1	INTEGRA TELECOM
4	460341		\$360.00	Aug 14, 2018	24542	0	JAMA, SAFIYO
4	460342		\$289.00	Aug 14, 2018	20044	0	MIDWEST AUDIO VISUAL, INC.
4	460343		\$280.00	Aug 14, 2018	22324	0	MULTILINGUAL WORD, INC.
4	460344		\$60.00	Aug 14, 2018	24879	0	PEREZ, MELISSA M.
4	460345		\$900.00	Aug 14, 2018	29848	0	THE ANTON GROUP LLC
4	460346		\$16.48	Aug 14, 2018	21190	0	TROUSIL, WANDA
4	460347		\$79.99	Aug 14, 2018	E7415	0	UMHOEFER, THOMAS C
4	460348		\$330.00	Aug 14, 2018	28298	0	US HEALTH WORKS MEDICAL GRP MN, PC
4	460349		\$6,180.05	Aug 16, 2018	28491	0	A.J. MOORE ELECTRIC, INC.
4	460350		\$179.80	Aug 16, 2018	02623	1	ACCO BRANDS USA LLC

100

Check Register Report

Bank Number	Check Number	Check Status	Check Amount	Check Date	Vendor Number	Vendor Address Number	Vendor Name
4	460351		\$790.09	Aug 16, 2018	29434	0	ACER SERVICE CORPORATION
4	460352		\$857.40	Aug 16, 2018	28147	1	AGROPUR INC. DIVISION NATREL USA
4	460353	Unissued	\$0.00	Aug 16, 2018	28147	1	AGROPUR INC. DIVISION NATREL USA
4	460354		\$934.84	Aug 16, 2018	27586	0	AMERICAN OFFICE PRODUCTS
4	460355		\$309.87	Aug 16, 2018	03544	2	BEST BUY BUSINESS ADVANTAGE ACCOUNT
4	460356		\$805.62	Aug 16, 2018	00477	0	BIX PRODUCE COMPANY
4	460357		\$2,503.45	Aug 16, 2018	26720	0	BLUE BELL ENTERPRISES, INC.
4	460358		\$301.45	Aug 16, 2018	04655	0	BROWN'S ICE CREAM CO.
4	460359		\$23,972.86	Aug 16, 2018	29306	0	C.G.T. LIMITED
4	460360		\$6,345.00	Aug 16, 2018	24466	1	CENTER FOR THE COLLABORATIVE CLASSROOM
4	460361		\$409.78	Aug 16, 2018	27279	1	COLE PAPERS INC.
4	460362		\$168.10	Aug 16, 2018	29846	0	COTTENS' INC.
4	460363		\$60.00	Aug 16, 2018	00647	0	CROWN RENTAL, INC.
4	460364		\$2,276.73	Aug 16, 2018	29228	1	CUMMINS NPOWER LLC
4	460365		\$8,534.22	Aug 16, 2018	04186	1	DALCO
4	460366	Unissued	\$0.00	Aug 16, 2018	04186	1	DALCO
4	460367	Unissued	\$0.00	Aug 16, 2018	04186	1	DALCO
4	460368		\$127.83	Aug 16, 2018	00837	1	DEMCO, INC.
4	460369		\$423.64	Aug 16, 2018	00279	0	DIVERSIFIED SNACK DISTRIBUTION
4	460370		\$349.00	Aug 16, 2018	29235	0	FISLER DATA, LLC
4	460371		\$3,580.35	Aug 16, 2018	01231	0	FLINN SCIENTIFIC, INC.
4	460372		\$208.07	Aug 16, 2018	00691	0	FRONTIER AG & TURF
4	460373		\$77.80	Aug 16, 2018	24391	1	FUN EXPRESS, LLC
4	460374		\$1,989.68	Aug 16, 2018	01541	1	GENERAL PARTS, LLC
4	460375		\$490.00	Aug 16, 2018	27736	0	GLOBAL COMMUNICATIONS WIRING & SERVICES
4	460376		\$49,420.93	Aug 16,	01478	1	GRAYBAR ELECTRIC COMPANY, INC.

101

Check Register Report

Bank Number	Check Number	Check Status	Check Amount	Check Date	Vendor Number	Vendor Address Number	Vendor Name
				2018			
4	460377		\$10,019.00	Aug 16, 2018	29536	0	HIGH POINT NETWORKS, LLC
4	460378		\$227.00	Aug 16, 2018	29071	0	JOBS FOUNDATION/TECH DUMP
4	460379		\$2,556.36	Aug 16, 2018	03587	1	JOHNSON CONTROLS FIRE PROTECTION LP
4	460380		\$523.75	Aug 16, 2018	08955	0	KELLEHER, HELMRICH AND ASSOCIATES
4	460381		\$358.50	Aug 16, 2018	05077	0	LOCKS SAFE INC.
4	460382		\$2,008.80	Aug 16, 2018	08999	1	MEI TOTAL ELEVATOR SOLUTIONS
4	460383		\$129.08	Aug 16, 2018	27342	1	MONOPRICE
4	460384		\$760.01	Aug 16, 2018	02704	0	NASCO
4	460385		\$37,251.50	Aug 16, 2018	26298	2	NCS PEARSON
4	460386		\$1,416.47	Aug 16, 2018	20320	0	NORTHERN AIR CORPORATION (NAC)
4	460387		\$525.00	Aug 16, 2018	03695	0	OVERHEAD DOOR COMPANY OF THE NORTHLAND
4	460388		\$10.96	Aug 16, 2018	01709	1	PPG ARCHITECTURAL FINISHES
4	460389		\$2,251.47	Aug 16, 2018	28785	1	PRODOCON, INC
4	460390		\$512.00	Aug 16, 2018	03101	0	PUMP AND METER SERVICE, INC.
4	460391		\$8,282.54	Aug 16, 2018	29715	0	RAINBOW TREE COMPANY
4	460392		\$124,503.09	Aug 16, 2018	29749	0	RAK CONSTRUCTION, INC.
4	460393		\$500.00	Aug 16, 2018	25756	1	ROCHESTER 100, INC.
4	460394		\$90.00	Aug 16, 2018	28528	0	ROCK HARD LANDSCAPE SUPPLY
4	460395		\$225.33	Aug 16, 2018	02688	0	SCHOOLMASTERS SAFETY
4	460396		\$573.17	Aug 16, 2018	29843	0	SCIENCE FIRST, LLC
4	460397		\$38.36	Aug 16, 2018	03689	0	STATE SUPPLY CO., INC.
4	460398		\$582.18	Aug 16, 2018	02434	0	SUCCESS BY DESIGN
4	460399		\$136.50	Aug 16, 2018	22319	0	TEMPLE ELECTRIC MOTOR SERVICE INC.
4	460400		\$638.74	Aug 16, 2018	29519	1	TRI-DIM FILTER CORP
4	460401		\$84.50	Aug 16, 2018	24444	0	TRI-STATE BOBCAT

102

Check Register Report

Bank Number	Check Number	Check Status	Check Amount	Check Date	Vendor Number	Vendor Address Number	Vendor Name
4	460402		\$3,966.00	Aug 16, 2018	04563	0	WENZEL PLUMBING-HEATING-COOLING LLC
4	460403		\$57.43	Aug 16, 2018	29757	1	WERNER ELECTRIC
Check Count	512	Grand Total	\$2,508,622.86				

103

Check Register Report

Bank Number	Check Number	Check Status	Check Amount	Check Date	Vendor Number	Vendor Address Number	Vendor Name
3	102176		\$9,715.06	Jul 26, 2018	28341	0	MINNESOTA ROADWAYS CO.
3	102177		\$8,285.62	Jul 27, 2018	01078	0	ELECTRO WATCHMAN, INC.
Check Count	2	Grand Total	\$18,000.68				



Future Ready. Community Strong.

**Agenda IV.A.5
September 17,
2018**

TO: Cynthia Amoroso, Superintendent and Board of Education

FROM: Lisa K. Rider, Executive Director of Business Services

DATE: September 27, 2018

RE: Budget Analysis for the Month Ending June 30, 2018

RECOMMENDATION: That the Board accepts the Budget Analysis for the month ending June 30, 2018

The June Budget Reports are presented for Board information and review. The reports indicate the following:

	<u>Year-to-Date Revenue</u>	<u>% of Revised Budget</u>	<u>Year-to-Date Expenditures</u>	<u>% of Revised Budget</u>
All Funds	\$ 175,149,857	100.95%	\$ 219,609,660	101.47%
General Fund	\$ 140,504,959	111.15%	\$ 126,324,445	96.54%

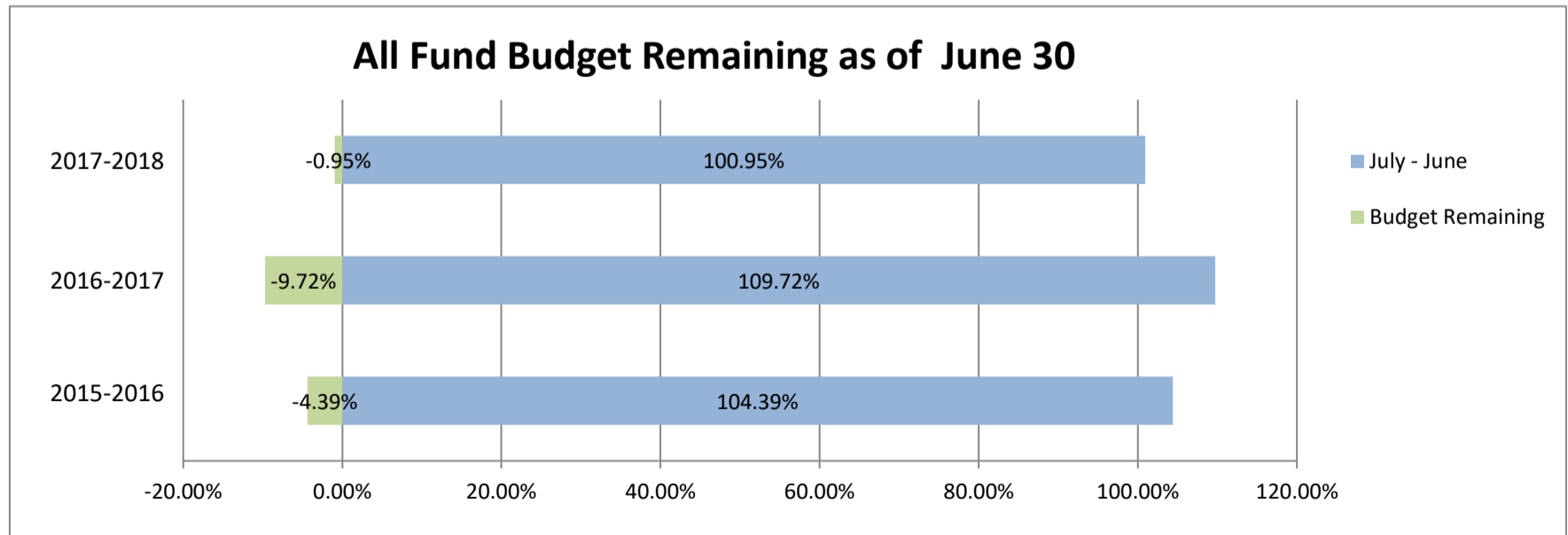
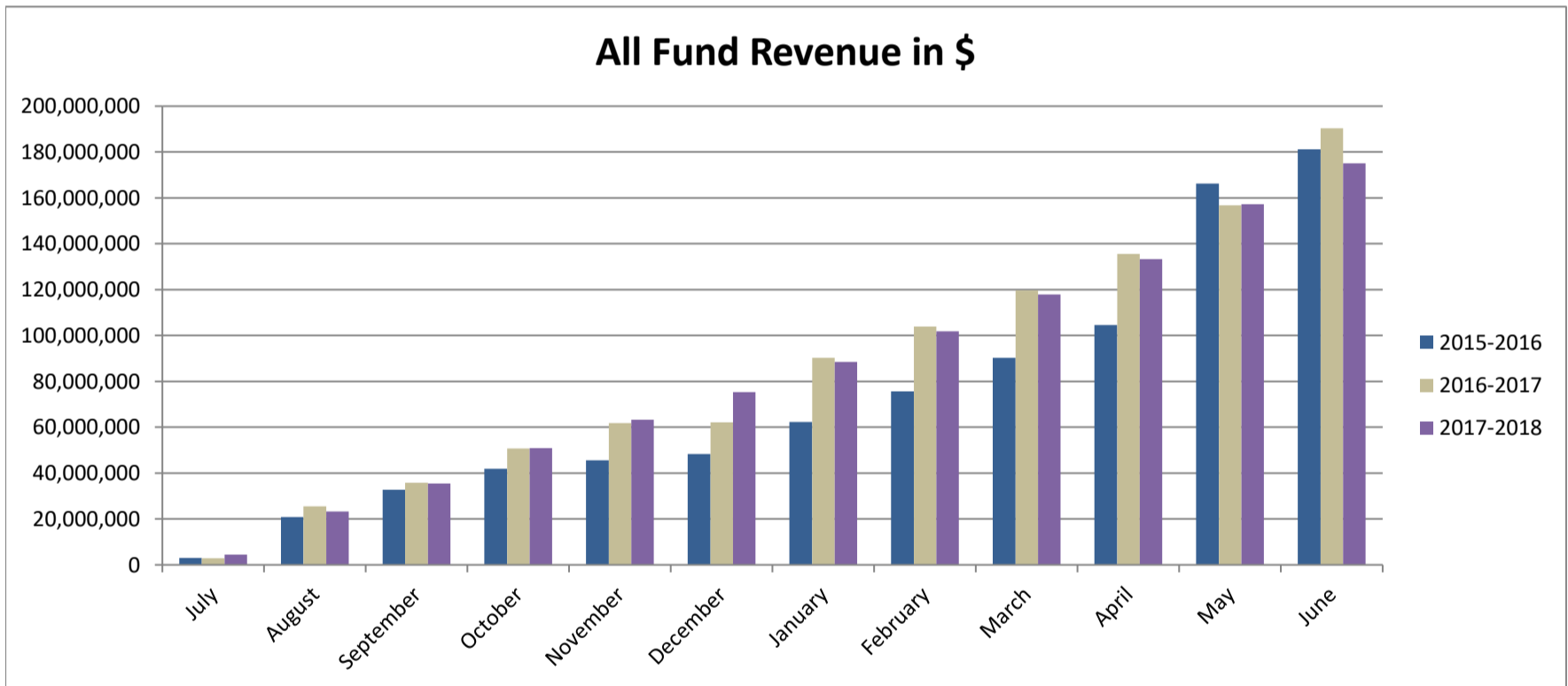
To assist the Board in monitoring monthly financial activity and to help identify budget-to-actual deviations, the following graphs have been developed for all funds and the general fund:

Revenues Year-to-Date for Last two years and Current year
Expenditures Year-to-Date for Last two years and Current year

All of the reports and graphs show last year's actual figures, this year's budget and this year's activity to day. Additional detail is available upon request.

**REVENUE COMPARISON
ALL FUNDS**

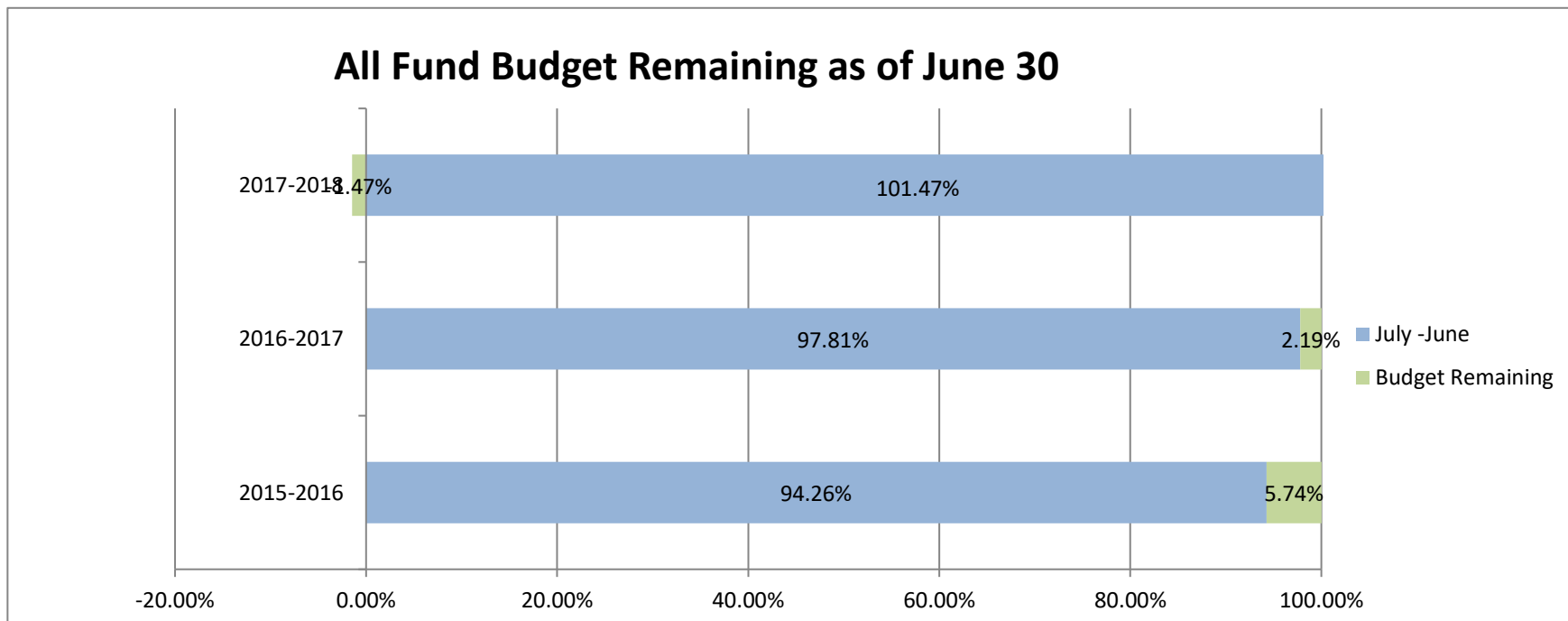
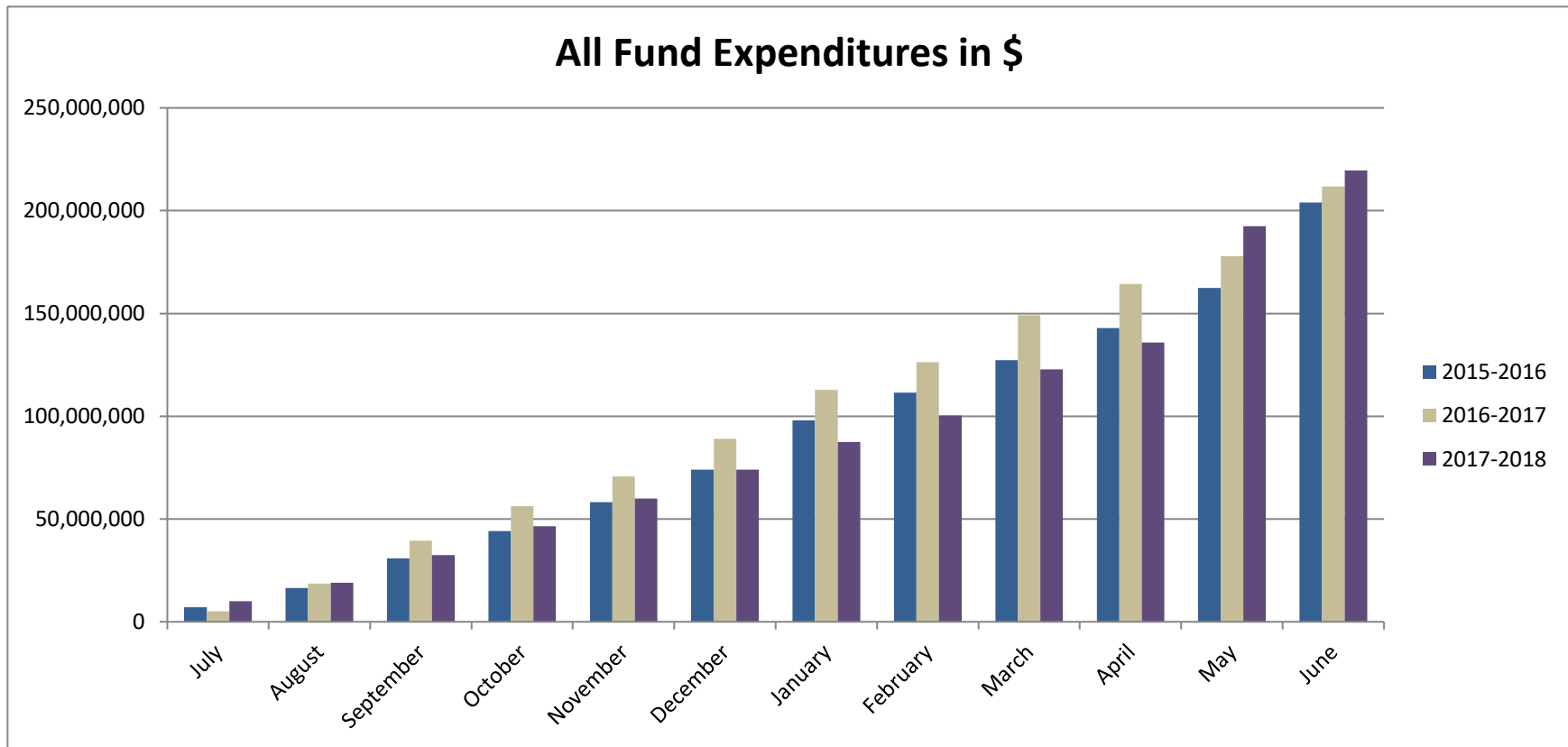
	2015-2016		2016-2017		2017-2018	
	\$	%	\$	%	\$	%
July	3,044,376	1.75%	2,809,302	1.62%	4,408,507	2.54%
August	20,776,436	11.97%	25,542,740	14.72%	23,331,132	13.45%
September	32,729,505	18.86%	35,814,597	20.64%	35,437,865	20.42%
October	41,826,417	24.11%	50,756,340	29.25%	50,946,461	29.36%
November	45,631,362 **	26.30%	61,773,537 **	35.60%	63,197,024 **	36.42%
December	48,389,298	27.89%	62,140,926	35.82%	75,336,594	43.42%
January	62,310,017	35.91%	90,177,955	51.97%	88,429,452	50.97%
February	75,637,174	43.59%	103,945,953	59.91%	101,775,734	58.66%
March	90,285,615	52.04%	119,608,094	68.94%	117,859,358	67.93%
April	104,623,897	60.30%	135,537,967	78.12%	133,279,961	76.82%
May	166,252,241	95.82%	156,805,987	90.38%	157,317,217	90.67%
June	181,117,868	104.39%	190,363,597	109.72%	175,149,857	100.95%
BUDGET	162,577,015	100.00%	185,899,440	100.00%	173,504,173	100.00%



** The year to year comparison will vary due to the timing of the reversal of prior year accruals.

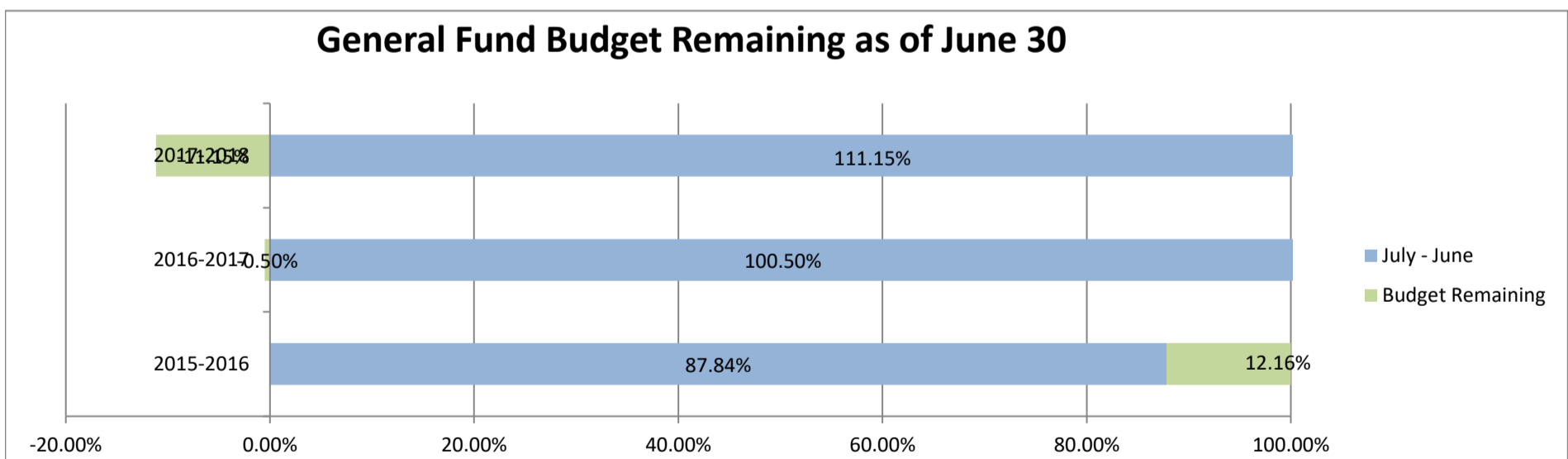
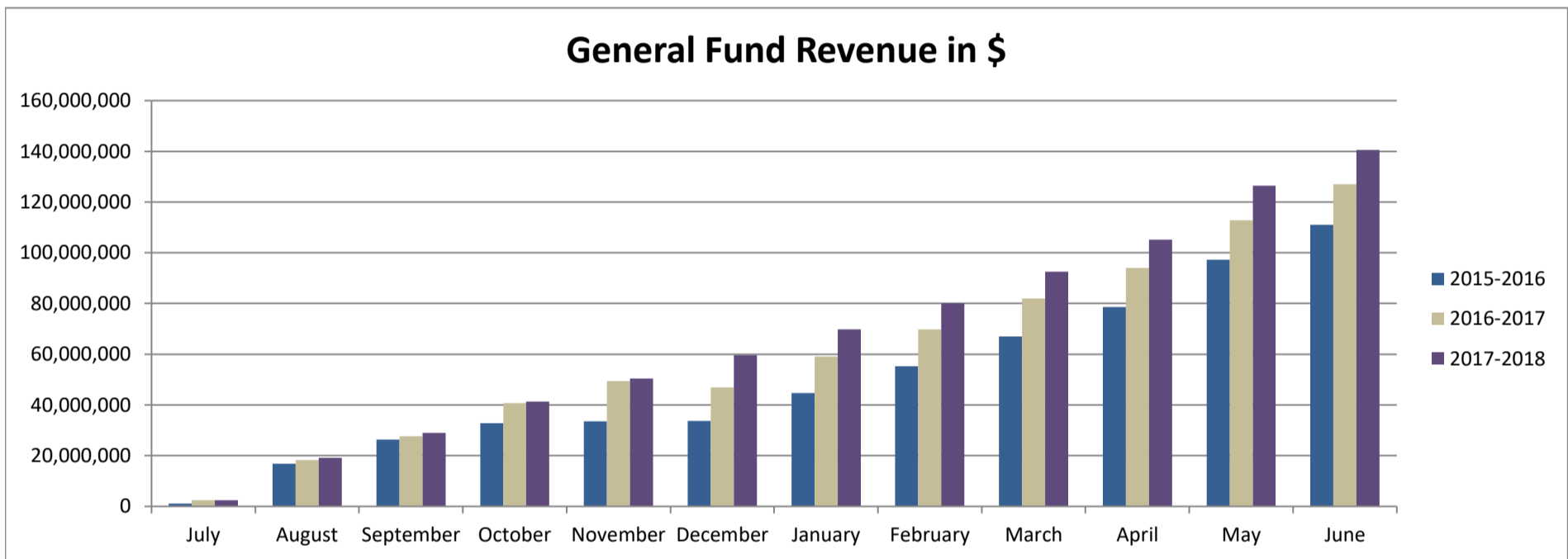
**EXPENDITURE COMPARISON
ALL FUNDS**

	2015-2016		2016-2017		2017-2018	
	\$	%	\$	%	\$	%
July	7,049,033	3.26%	5,196,342	2.40%	10,085,346	4.66%
August	16,404,117	7.58%	18,514,790	8.55%	18,992,738	8.78%
September	30,882,275	14.27%	39,525,196	18.26%	32,446,236	14.99%
October	44,144,329	20.40%	56,289,453	26.01%	46,483,002	21.48%
November	58,247,227	26.91%	70,699,295	32.67%	59,866,783	27.66%
December	73,968,194	34.18%	88,941,755	41.09%	74,007,378	34.19%
January	97,976,121	45.27%	112,826,815	52.13%	87,488,695	40.42%
February	111,499,625	51.52%	126,370,492	58.39%	100,396,791	46.39%
March	127,360,079	58.84%	149,154,290	68.91%	122,867,135	56.77%
April	142,980,681	66.06%	164,279,619	75.90%	135,923,819	62.80%
May	162,380,604	75.03%	177,853,141	82.17%	192,379,812	88.89%
June	204,018,788	94.26%	211,687,557	97.81%	219,609,660	101.47%
BUDGET	236,752,755	100.00%	209,757,533	100.00%	216,433,319	100.00%



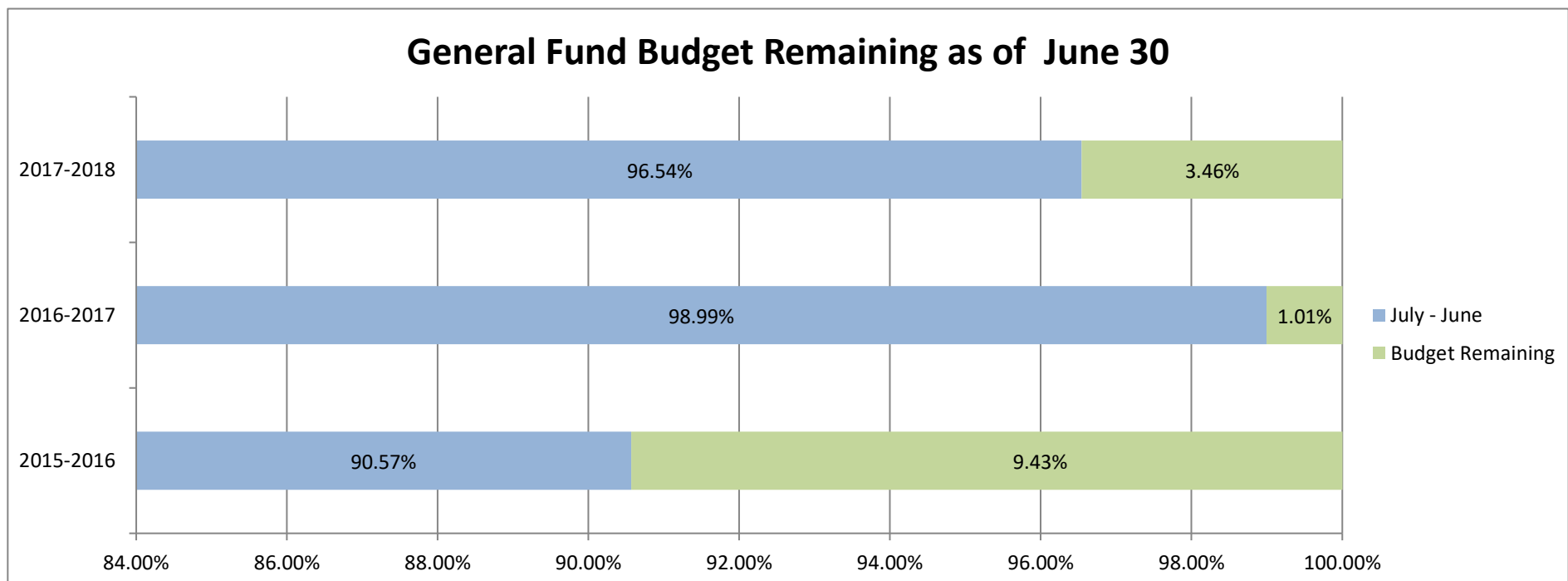
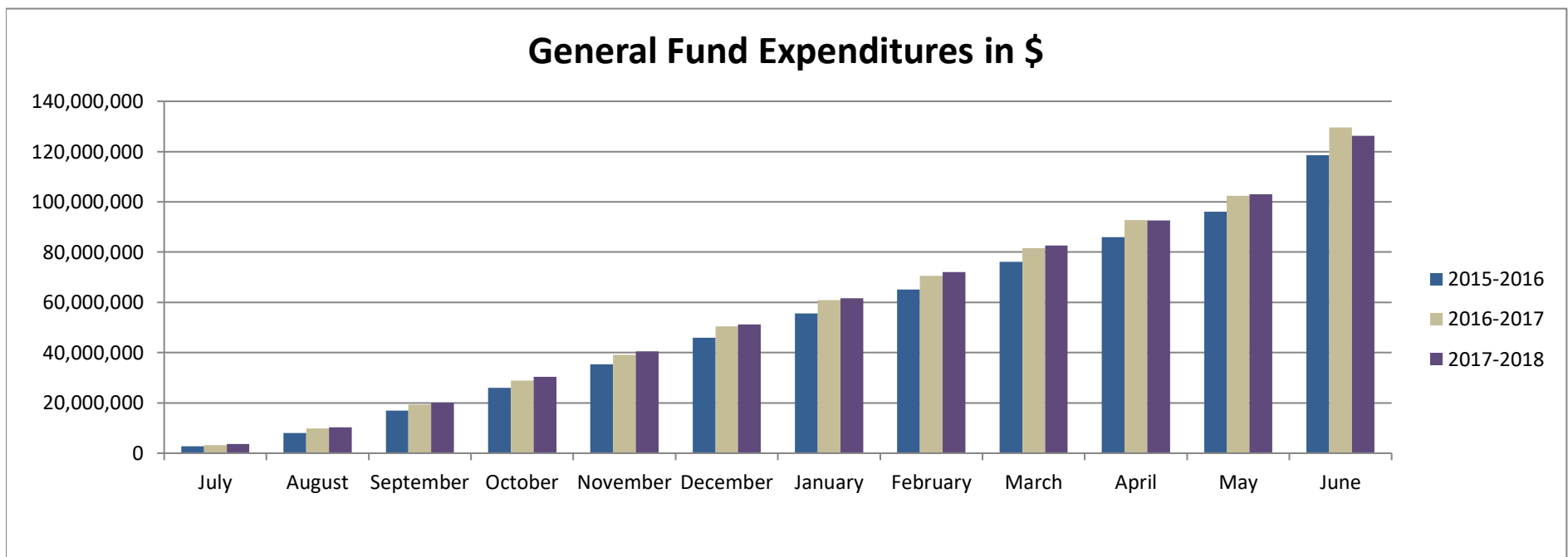
**REVENUE COMPARISON
GENERAL FUND**

	2015-2016		2016-2017		2017-2018	
	\$	%	\$	%	\$	%
July	1,172,002	0.93%	2,428,394	1.92%	2,439,823	1.93%
August	16,819,666	13.31%	18,330,814	14.50%	19,160,640	15.16%
September	26,303,462	20.81%	27,731,893	21.94%	28,923,752	22.88%
October	32,868,210	26.00%	40,727,980	32.22%	41,294,231	32.67%
November	33,523,977 **	26.52%	49,365,639 **	39.05%	50,405,720 **	39.88%
December	33,750,953	26.70%	46,887,839	37.09%	59,702,729	47.23%
January	44,669,701	35.34%	59,026,452	46.70%	69,744,468	55.17%
February	55,293,029	43.74%	69,731,505	55.16%	80,085,405	63.36%
March	67,001,225	53.00%	81,909,480	64.80%	92,606,670	73.26%
April	78,653,851	62.22%	94,081,747	74.43%	105,226,923	83.24%
May	97,297,732	76.97%	112,774,259	89.22%	126,445,527	100.03%
June	111,032,879	87.84%	127,035,902	100.50%	140,504,959	111.15%
BUDGET	118,046,063	100.00%	125,084,975	100.00%	126,406,866	100.00%



**EXPENDITURE COMPARISON
GENERAL FUND**

	2015-2016		2016-2017		2017-2018	
	\$	%	\$	%	\$	%
July	2,684,247	2.05%	3,281,485	2.51%	3,704,721	2.83%
August	7,972,377	6.09%	9,904,860	7.57%	10,272,961	7.85%
September	16,911,827	12.92%	19,362,893	14.80%	20,165,861	15.41%
October	25,943,715	19.83%	28,951,109	22.13%	30,322,535	23.17%
November	35,429,463	27.08%	39,179,314	29.94%	40,577,389	31.01%
December	45,930,671	35.10%	50,514,628	38.61%	51,240,711	39.16%
January	55,592,345	42.49%	60,876,065	46.52%	61,706,044	47.16%
February	65,071,177	49.73%	70,609,184	53.96%	72,026,300	55.05%
March	76,193,365	58.23%	81,513,622	62.30%	82,606,811	63.13%
April	85,924,006	65.67%	92,821,959	70.94%	92,530,566	70.72%
May	96,128,215	73.47%	102,373,514	78.24%	103,036,079	78.75%
June	118,503,256	90.57%	129,530,276	98.99%	126,324,445	96.54%
BUDGET	121,227,919	100.00%	126,665,266	100.00%	130,846,390	100.00%





**Agenda IV.A.6.
September 27, 2018**

To: Board of Education, Members
From: Cindy Amoroso, Superintendent
Date: September 13, 2018
Re: Report on Listening Session on September 13, 2018

9.13.18 School Board Listening Session

In attendance:
Board Members Jim Schmid and Darcy Schatz
Superintendent Cindy Amoroso

Speakers: None



Future Ready. Community Strong.

**Agenda IV.A.7.
September 27, 2018**

**To: Members, Board of Education
Superintendent Amoroso**

From: Lisa K. Rider, Executive Director of Business Services

Date: September 27, 2018

Re: Authorization for transportation bus stops

RECOMMENDATION: That the Board of Education, as authorized by Minnesota State Statute 169.443 subd 3, approve the following school bus stops at which school bus drivers shall not activate the eight way flashing red signals and authorize the Director of Transportation to modify the list as necessary as school bus routes are modified.

Minnesota Statute 169.443 subd 3 specifies how and when school bus drivers must use the eight way flashing red signals and the stop-signal arm. In most situations, school bus drivers are to activate the eight way flashing red signals and extend the stop-signal arm when the school bus is stopped on a street or highway to load or unload school students. The same Minnesota statute also allows for the loading and unloading of students, without the use of the eight way flashing red signals, when students are not required to cross the street or highway and when the bus is able to pull off the traveled portion of the roadway.

Special transportation bus stops typically take longer than regular school bus stops resulting in the roadway being blocked for extended periods of time when the eight way flashing red signals are used. After consulting with the Minnesota Department of Public Safety, the local highway department and the district's transportation contractor, the Director of Transportation has identified a list of special transportation bus stops that qualify as bus stops at which school bus drivers shall not use the eight way flashing red signals while loading and unloading students in order to avoid blocking the roadway for extended periods of time.

Therefore, we recommend that the Board of Education annually approve a list of school bus stops at which school bus drivers shall not activate the pre-warning flashing amber signals or flashing red signals when loading and unloading students. We also recommend that the Board of Education authorize the Director of Transportation to modify the list of approved bus stops during the course of a school year in order to accommodate the changing transportation needs of individual students.

198 ARBOR VISTA RD

**BURNSVILLE-EAGAN-SAVAGE DISTRICT #191
BUS STOP LISTING**

STOP DESCRIPTION

ARBOR VISTA RD
130TH ST E
BURNSVILLE PKWY W
BURNSVILLE PKWY W
BURNSVILLE PKWY W
BURNSVILLE PKWY W
TRAVELERS TRL E
HAROLD DR
MCCOOL DR E
MCCOOL DR E
HORIZON HTS
EARLE SHORES LN
ZEBULON PIKE AVE
RADISSON DR
RADISSON DR
RIVER HILLS DR
ARBOR VISTA RD
HIGHWAY 13 - NEW HORIZONS
HWY 13 E - NEW HORIZONS
RIVER HILLS DR W
CHANCELLOR MNR
HIGHWAY 13 E
HWY 13 E
HILLSIDE LN
COUNTY RD 11
17TH AVE S
PARKVIEW LN
PARKVIEW LN
RIVER VALLEY DR
PARKVIEW LN
OAK LEAF CT
PARKWOOD DR
OAK LEAF CT
17TH AVE S
HWY 13 E
PORTLAND AVE
PORTLAND AVE - TWELVE 501 APTS
PORTLAND AVE
PORTLAND AVE
PORTLAND AVE - TWELVE 501 APTS
PORTLAND AVE
CAVELL AVE
125TH ST W & GLENHURST AVE
CHOWEN BND
CHOWEN BND
KIPLING AVE S
CHOWEN BND
CHOWEN BND
126TH ST@GRANDE MARKET PLACE APTS

**BURNSVILLE-EAGAN-SAVAGE DISTRICT #191
BUS STOP LISTING**

STOP DESCRIPTION

GLENHURST AVE
EAGLE RIDGE DR
127TH ST W@GARLAND AVE
COUNTRY VIEW LN
PHEASANT RUN
NICOLLET AVE
FRONTAGE RD W @ PRIMERATE HOTEL
PENN AVE S - STONE GROVE APTS
UPTON AVE - STONE GROVE APTS
1ST AVE
5TH AVE
HIGHCLERE DR
OLIVER AVE S
PENN AVE S
2ND AVE
2ND AVE
MORGAN PL
HORIZON HTS
HARRIET AVE
TERRACE CIR
FOREST GLEN DR
YOSEMITE AVE S
HARRIET AVE
GRAND AVE
140TH ST W
THOMAS CIR
HARRIET AVE
MYRTLE DR
SHEFFIELD CT
FREMONT AVE S
VIVIAN DR
COURT PL
JOPPA AVE S
PARKWOOD DR
ARKWOOD DR
MONTEREY AVE S
PARKWOOD DR
PARKWOOD DR
WENTWORTH AVE
MORGAN AVE S - WILLOWAY APTS
COMMONWEALTH DR
UPTON AVE S
PRESERVE BLVD W 1ST
AVE. 13541 QUEBEC AVE
LYNN AVE.
137TH PL W
PLEASANT LN
LYNN AVE.
WELLINGTON CRES E

**BURNSVILLE-EAGAN-SAVAGE DISTRICT #191
BUS STOP LISTING**

STOP DESCRIPTION

SHIRLEY DR
GLENHURST AVE
INGLEWOOD AVE
ASPEN GROVE LN
HUNTINGTON AVE
PRINCETON CT
JAMES AVE
FREMONT AVE S
ZARTHAN AVE
BURNHAVEN DR - PUMPKIN PATCH DAYCARE
TOLEDO CT
WOODHILL RD
BIRNAMWOOD DR
IRVING AVE
IRVING AVE-STOP ON IRVING@DRIVEWAY
IRVING AVE
IRVING AVE/IRVING AVE S
IRVING AVE
IRVING AVE
IRVING AVE S
IRVING AVE
IRVING AVE S
EMBRY PATH
PRINCETON AVE
RIVER WOODS LN
KIPLING AVE S
WOODBIDGE LN
ENGLER BLVD - SHEPHERD OF THE HILL CHURCH
ALABAMA AVE
OCONNELL RD
MEADOWOOD DR
YOSEMITE AVE S
DEERWOOD DR
CO RD 5
HILLSIDE LN
DEERWOOD DR
ARBOR VISTA RD
BURNSVILLE PKWY E
CIRCLE DR
CIRCLE DR
BURNSVILLE PKWY E
GRANADA AVE N
CIRCLE LN
CIRCLE LN
143RD ST W
143RD ST W @ ENTR TO WHISPERING OAKS
CLIFF RD - DACOTAH VIEW APTS
CLIFF RD E
RIO LOMA DR

**BURNSVILLE-EAGAN-SAVAGE DISTRICT #191
BUS STOP LISTING**

STOP DESCRIPTION

CLIFF RD E
140TH ST W
MCANDREWS RD W
PARK AVE
140TH ST W
SKATER CIR
GABBRO TRAIL
SOUTHCROSS DR
TACONITE TRL
BURNSVILLE PKWY W
GOLD TRL
SILVER BELL RD 1910
115TH ST E
SILVER BELL RD
UNIVERSITY AVE W - DAYS INN
129TH ST E
122ND ST E
JADE LN
PIN OAK DR
JADE LANE
CARNELIAN LN
MARBLE LN
115TH ST E
TAMARACK LN
117TH ST E
117TH ST E
CARNELIAN LN
CLIFF RD E 2212
LIBERTY LN
114TH ST E
ARBOR VISTA RD
WATER LILLY LN
ARBOR VISTA RD
ARBOR VISTA RD
114TH ST E
WILDWOOD CT
BIRNAMWOOD DR
EXPLORER CT
139TH ST W
114TH ST E
139TH ST W
HIGHLAND VIEW LN
PARKWAY PL
WILLIAMS DR - STONE GROVE APTS
148TH ST W
HORIZON HTS
BIRNAMWOOD DR
SELKIRK DR
COUNTY RD 42 W

**BURNSVILLE-EAGAN-SAVAGE DISTRICT #191
BUS STOP LISTING**

STOP DESCRIPTION

COUNTY RD 42 W - INNTOWN SUITES
RIVER HILLS DR
RIVER HILLS DR S
SELKIRK DR
COUNTRY WOOD DR
SEQUOIA COURT
ARBOR VISTA RD
MCLEOD ST
EAGANDALE PL
W PARK DR - PARENTS CHOICE DAYCARE
SUNSET LAKE DR
HORIZON HTS
RAMBUSH RD
134TH ST W
SELKIRK DR
SELKIRK DR
78TH ST E
HIGHLAND DR
125TH ST E
HIGHLAND DR
CLARK ST
34TH AVE S
GOLDEN HILL TER
GOLDEN HILL TER
LAUREL CT
PRAIRIE ROSE WAY
LAUREL CT
BALLANTRAE RD
HEATHER DR
BALLANTRAE RD
BALLANTRAE RD
126TH ST W
VALLEY VIEW DR N
VALLEY VIEW DR S
126TH ST W
DUPONT AVE N
141ST ST W
BURNSVILLE PKWY E
141ST ST W
137TH ST W
141ST ST W
141ST ST W
141ST ST W
136TH ST W
MCCOLL DR
125TH ST W
TOPAZ DR
MCCOLL DR
RAHN RD

**BURNSVILLE-EAGAN-SAVAGE DISTRICT #191
BUS STOP LISTING**

STOP DESCRIPTION

MOONSTONE DR
LIMESTONE DR
NICOLS RD
137TH ST W
137TH ST W
KIPLING CT
NATCHEZ CT
145TH ST W
BURNSVILLE PKWY E
PARK AVE
RAMBUSH RD/173 PARK AVE
130TH ST W
RIVER OAK DR
BURNSVILLE PKWY E
MAIN ST E, NEW PRAGUE
73RD ST E@18TH AVE S
JACKSON ST
CLINTON AVE S
132ND ST W
IRWIN RD
MEADOW CIR S
125TH ST W
CIMARRON AVE W@146TH ST W
COLUMBUS AVE S@86TH ST E
CORNER OF 126TH ST & CHOWEN AVE
CRYSTAL LAKE RD W@GREENHAVEN DR
EAGLE CREEK BLVD@PINE TREE LN - EASTBOUND
EAGLE RIDGE DR@2ND AVE S
GLENHURST AVE@ENT. TO BURNSVILLE POINTE APTS
IRVING LN@IRVING AVE S
JUDICIAL RD @ INN TOWNE SUITES ENTRANCE
LACOTA LN@JAMES AVE
LEWIS HOUSE 4345 NICOLS RD.
MCANDREWS RD W & IRVING AVE (SUMMIT TH)
MOIR PARK APTS - 2041 OLD SHAKOPEE RD W,55431
PORTLAND AVE @ ENTR TO TWELVE 501 APTS
PORTLAND AVE@WILDFLOWER CT
PUMPKIN PATCH - 1800 GREENWOOD RD
RAMBUSH - LOT #229
RAMBUSH - LOT #52
RAMBUSH - LOT #68
ST JAMES DAYCARE - 3650 WILLIAMS DR
THE PINES APT @ RENTAL OFFICE
UPTON AVE S@ENTR TO 12901 UPTON - STONE GROVE
WASHBURN AVE S@WASHBURN LN
WEST PARK DR@PARENTS CHOICE DAYCARE



**Agenda V.A.
September 27, 2018**

**To: Members, Board of Education
Cindy Amoroso, Superintendent**

From: Lisa K. Rider, Executive Director of Business Services

Date: September 20, 2018

**Re: Certification of the Proposed Property Tax Levy Payable in 2019 and
schedule the Truth in Taxation Hearing**

RECOMMENDATION: that the Board of Education certify the proposed property tax levy for taxes payable in 2019 and authorize the clerk to execute the levy certification forms in the “maximum amount” and to also schedule the Truth in Taxation Hearing on December 13, 2018, to be held during the regularly scheduled board meeting beginning at 6:30 p.m.

Attached is the current copy of the Certified Levy printout. I am working to review final line items to see about any modifications that may be necessary prior to our meeting on the 27th. I will have the latest print out for you on the evening of September 27, 2018. Certifying at the “maximum amount” will allow for anticipated changes and slight statewide adjustments to be made and incorporated into the Proposed Property Tax Notifications and final certified levy.

Attachment: Levy Limitation and Certification 2018 Payable 2019

I. COMPUTATION OF 2018 PAYABLE 2019 LEVY LIMITATION BY FUND (BEFORE COUNTY AUDITOR ADJUSTMENTS):

FUND	INITIAL LEVY LIMITATION	LIMITATION ADJUSTMENTS	ABATEMENT ADJUSTMENTS	OFFSET ADJUSTMENTS	TAC/MAX EFF ADJUSTMENT	MAXIMUM LEVY LIMITATION
GEN-RMV VOTER-EXEMP	16,066,160.10	40,871.81	N/A			16,107,031.91
GEN-RMV OTHER-EXEMP	5,125,324.96	78,949.47	N/A			5,204,274.43
GEN-NTC VOTER-EXEMP	2,889,978.08		N/A			2,889,978.08
GEN-NTC OTHER-GENED	N/A	N/A	N/A	N/A	N/A	N/A
GEN-NTC OTHER-EXEMP	6,347,367.93	305,135.84-	113,455.11			6,155,687.20
TOTAL GENERAL	30,428,831.07	185,314.56-	113,455.11			30,356,971.62
COM SERV-EXEMP	1,536,634.26	435.40-	7,621.80			1,543,820.66
DEBT-VOTER-NONEXEMP	4,228,311.00		57,782.02			4,286,093.02
DEBT-OTHER-NONEXEMP	6,070,766.78	34,352.07				6,105,118.85
TOTAL DEBT SERV	10,299,077.78	34,352.07	57,782.02			10,391,211.87
OPEB-VOTER-NONEXEMP						
OPEB-OTHER-NONEXEMP	1,476,366.00	81,222.63-	7,523.28			1,402,666.65
TOTAL OPEB/PENSION	1,476,366.00	81,222.63-	7,523.28			1,402,666.65
TOTAL	43,740,909.11	232,620.52-	186,382.21			43,694,670.80

II. COMPARISON OF 2017 PAYABLE 2018 LEVY LIMITATION WITH 2018 PAYABLE 2019 LEVY LIMITATION (BEFORE COUNTY AUDITOR ADJUSTMENTS):

FUND	2017 PAY 2018 LIMITATION	2018 PAY 2019 LIMITATION	INCREASE (DECREASE)	PERCENT CHANGE
GENERAL	30,466,716.81	30,356,971.62	109,745.19-	.36-
COMMUNITY SERVICE	1,411,983.08	1,543,820.66	131,837.58	9.34
GENERAL DEBT SERVICE	9,069,586.81	10,391,211.87	1,321,625.06	14.57
OPEB DEBT SERVICE	1,395,781.77	1,402,666.65	6,884.88	.49
TOTAL	42,344,068.47	43,694,670.80	1,350,602.33	3.19

III. COMPARISON OF 2017 PAYABLE 2018 CERTIFIED LEVY PLUS COUNTY AUDITOR ADJUSTMENTS WITH 2018 PAYABLE 2019 CERTIFIED LEVY PLUS COUNTY AUDITOR ADJUSTMENTS:

FUND	2017 PAY 2018 CERTIFIED LEVY + ADJUSTMENTS	2018 PAY 2019 CERTIFIED LEVY + ADJUSTMENTS	INCREASE (DECREASE)	PERCENT CHANGE
GENERAL	30,466,716.81			
COMMUNITY SERVICE	1,411,983.08			
GENERAL DEBT SERVICE	9,069,586.81			
OPEB DEBT SERVICE	1,395,781.77			
TOTAL AFTER ADJUSTMENTS	42,344,068.47			

BURNSVILLE EAGAN SAVAGE
Independent School District 191
Human Resources

AGENDA ITEM: V.B.

To: Members of the Board of Education
Superintendent Cindy Amoroso

From: Stacey Sovine
Executive Director of Human Resources

Date: September 27, 2018

RE: **Collective Bargaining Agreement with the Information Technology Specialists**

RECOMMENDATION: THAT THE BOARD OF EDUCATION APPROVE THE REVISIONS AND READOPT THE UNCHANGED LANGUAGE IN THE 2017-2019 MASTER AGREEMENT WITH THE INFORMATION TECHNOLOGY SPECIALISTS

The District reached a tentative agreement on a new two-year contract with the Information Technology Specialists on September 12, 2018. There are 10 members currently within the unit. The union was represented by Union Steward, Bob Weiler and Elliott Lund. The district was represented by Stacey Sovine. During the collective bargaining process, 5 language items were on the table for discussion. IT ratified the agreement mid-September.

The major language items agreed upon in the tentative agreement include:

- Language on Non-Duty time
- Language on Subbing for higher classification
- Steps both years.

Economic terms agreed to include:

- 2% increase each year on career increment steps
- 2 year increased cost \$41,410.
- MSBA 2 year package increase is 4.39%

MASTER AGREEMENT

**BOARD OF EDUCATION
INDEPENDENT SCHOOL DISTRICT 191
BURNSVILLE, MINNESOTA**

and

INFORMATION TECHNOLOGY SPECIALISTS

July 1, 2017 – June 30, 2019

Table of Contents
Information Technology Specialists Employees
2015-2017-2019

<u>Subject</u>	<u>Page</u>
<i>Benefit Plans</i>	8
<i>Bereavement</i>	6
<i>Closing/Emergency Dismissals</i>	5
<i>Definitions</i>	1
<i>Discipline</i>	10
<i>Duration</i>	13
<i>Employer Authority</i>	2
<i>Employee Rights and Grievance</i>	10
<i>Exclusive Representative</i>	1
<i>Holidays</i>	4
<i>Insurance</i>	7
<i>Jury Duty</i>	7
<i>Just Cause</i>	10
<i>Leaves of Absence</i>	6
<i>Overtime</i>	2
<i>Miscellaneous</i>	12
<i>Performance of Duties</i>	4
<i>Purpose</i>	1
<i>Retirement</i>	13
<i>Salary Schedules</i>	5
<i>Seniority</i>	9
<i>Sick Leave</i>	6
<i>Tuition Reimbursement</i>	12
<i>Union Security</i>	2
<i>Work Day</i>	4

ARTICLE I
PURPOSE

Section 1. Parties: THIS AGREEMENT, entered into between the School Board of Independent School District 191, Burnsville, Minnesota, hereinafter called the Employer, and the Information Technology Specialists, hereinafter called the Union, pursuant to and in compliance with the Public Employment Relations Act of 1971, provides the terms and conditions of employment for Information Technology Specialists during the duration of this Agreement.

ARTICLE II
RECOGNITION OF EXCLUSIVE REPRESENTATIVE

- Section 1. Recognition: The Employer recognizes the Union as the exclusive representative, under the PELRA for all classifications listed as Information Technology Specialists.
- Section 2. Appropriate Unit: All employees in the above categories are members of the appropriate unit except those excluded under P.E.L.R.A.
- Section 3. In the event the Employer and the Union are unable to agree as to the inclusion or exclusion of a new or modified job position, the issue shall be submitted to the Bureau of Mediation Services for determination.

ARTICLE III
DEFINITIONS

- Section 1. Full-time Employees: Shall mean an employee who is assigned to work at least 1400 hours per year.
- Section 2. Union: Information Technology Specialists.
- Section 3. Union Member: A member of the Information Technology Specialists.
- Section 4. Employee: A member of the exclusively recognized bargaining unit.
- Section 5. Probationary Period: Effective July 1, 2010 all newly hired or rehired employees will have a nine (9) month (calendar) probationary period from their date of hire. After 90 working days of service, the District shall conduct a performance review. At that meeting it shall be determined if further performance reviews shall be required prior to the completion of the probationary period.
- Section 6. Employer: The Independent School District 191, Burnsville, Eagan, Savage.
- Section 7. Superintendent: Superintendent of Independent School District 191.
- Section 8. Union Officer: Officer elected or appointed by the Information Technology Specialists.

- Section 9. Duty Day: The basic duty day for most full-time employees will be eight hours in length, but employees in an exempt position are expected to work the number of hours necessary to perform their job duties and to meet the professional expectations of their job.
- Section 10. Basic Work Year: The employee work year shall correspond to the School District's fiscal year which is July 1st through the following June 30th.
- Section 11. Direction of Duties: All technology work assignments requiring the use of district property, whether regularly assigned or temporary because of outside agency rentals, are under the direction of the Information Technology Specialists.
- Section 12. Overtime: Hours worked beyond a forty-hour work week will not constitute overtime and will not result in any overtime pay or any other form of additional compensation for employees who hold an exempt position under the FLSA. Employees who hold a non-exempt position will receive one and one-half (1.5) times their regular rate of pay for all time worked in excess of forty (40) hours per week. Non-Duty days and paid holiday hours will not be counted as hours worked when determining overtime obligations in a given week. Beyond the basic duty day, all employees may be required to attend and participate in meetings and school-sponsored events and activities. Employees eligible for overtime shall be paid in the next pay period following when submission of overtime is made within the District payroll schedule.

ARTICLE IV EMPLOYER AUTHORITY

- Section 1. The employer retains the sole right to operate and manage all personnel, facilities, and equipment in accordance with applicable laws and regulations of appropriate authorities.
- Section 2. Any term and condition of employment not specifically established or modified by this Agreement shall remain solely with in the discretion of the Employer to modify, establish or eliminate.

ARTICLE V UNION SECURITY

- Section 1. Dues Check-off: The employer shall deduct from the wages of employees who authorize such a deduction, in writing, an amount necessary to cover monthly Union dues. The Employer shall remit the collected dues to the Union monthly.
- Section 2. Fair Share Fee: In accordance with the PELRA, any employee included in the appropriate unit who is not a member of the exclusive representative may be required by the exclusive representative to contribute a fair share fee for services rendered as exclusive representative. The fair share fee for any employee shall be in an amount equal to the regular membership dues of the exclusive representative, less the cost of benefits financed through the dues and available

only to members of the exclusive representative, but in no event shall the fee exceed 85% of the regular membership dues.

The exclusive representative shall provide written notice of the amount of the fair share fee assessment to the Commissioner, the School District, and to each employee to be assessed the fair share fee.

A challenge by an employee or by a person aggrieved by the assessment shall be filed in writing with the Commissioner, the School District, and the exclusive representative within thirty (30) days after the receipt of the written notice. All challenges shall specify those portions of the assessment challenged and the reasons therefore but the burden of proof relating to the amount of the fair share fee shall be on the exclusive representative. The School District shall deduct the fee from the earnings of the employee and transmit the fee to the exclusive representative thirty (30) days after the written notice was provided, or, in the event a challenge is filed the deductions for a fair share fee shall be held in escrow by the School District pending a decision by the Commissioner or the Court. Any fair share challenge shall not be subject to the grievance procedure.

The exclusive representative hereby warrants and covenants that it will defend, indemnify, and save the School District harmless from any and all actions, suits, or damages, judgments, and executions or other forms of liability, liquidated or unliquidated, which any person may have or claim to have, now or in the future, arising out of or by reason of the deduction of the fair share fee specified by the exclusive representative as provided herein.

- Section 3. Steward Designation: The Union may designate employees from the bargaining unit to act as a steward and an alternate steward and shall inform the Employer, in writing, of such choice and changes in the position of steward and/or alternate steward.
- Section 4. Union Business: The Employer agrees to allow two (2) membership meetings per year on District property for the purpose of formulating wage requests and presenting final proposal. One hour of release time with no salary deduction shall be granted for each meeting. The district will provide reasonable time off to elected officers or appointed representatives of the Exclusive Representative for the purpose of conducting the duties of Exclusive Representative including, but not limited to, grievance investigation and processing and conferring with District representatives and immediate supervisors with respect to the establishment, interpretation, and application of the provisions of this Agreement. The Exclusive Representative shall notify his/her immediate supervisor at least two (2) days prior to the use of such time except in emergency situations.
- Section 5. Union Notices: The Employer shall make space available on the employee bulletin board for posting of Union notice(s) and announcement(s).
- Section 6. Hold Harmless: The Union agrees to indemnify and hold the Employer harmless against any and all claims, suits, orders or judgments brought or issued against

the Employer as a result of any action taken or not taken by the Employer under the provisions of the Article.

ARTICLE VI PERFORMANCE OF DUTIES

- Section 1. Employees must faithfully perform, at a professional level of competence, the services and duties prescribed by the District, regardless of whether such duties are specifically described in this policy, in a job description, in a notice of assignment, or in another document. Prompt and regular attendance is an essential function of each employee's job. Employees must also comply with all lawful directives issued by the Superintendent or by any other individual with supervisory authority. In addition, employees must comply with all applicable federal and state laws and with all rules, regulations, and policies established by the District. Employees may not, directly or indirectly, engage or participate in any action or conduct which conflicts in any respect with the interests of the District. Toward that end, employees may not engage or participate in any action or conduct that is inconsistent with their job duties, the basic educational mission of the District, or the desired image of the District.
- Section 2. The number of paid duty days shall not exceed two-hundred and thirty-one (231) days. After an employee has completed ten (10) years of district service as an Informational Technology Specialist, the number of duty days shall not exceed two-hundred and twenty-one (221) days.

Each employee must develop a calendar identifying the employee's duty days and non-duty days between August 1 and July 31 the following fiscal year. The employee must then submit the calendar to the employee's supervising administrator for approval. Employee modifications to the calendar may occur with reasonable notification and supervisor approval. Additional duty days may be approved by the Superintendent. Unauthorized additional duty days will not be compensated.

- Section 3. Daily and Hourly Rate of Pay: In the event the District needs to determine a daily rate of pay for an exempt employee, the employee's annual salary will be divided by the number of duty days assigned to the employee. In the event the District needs to determine an hourly rate of pay for a non-exempt employee, the employee's daily rate of pay will be divided by eight hours.

- Section 4. When a supervisor replaces an employee in a higher classification on a temporary appointment or for any other reason with another lower paid employee who qualifies for and performs all job functions of the higher classification for a minimum of 10 work days, the temporary replacement shall receive the higher rate of pay. A temporary appointment to replace an employee in a lower classification continues at the regular rate. Pay is retroactive to day 1 of the temporary appointment.

ARTICLE VII

HOLIDAYS

- Section 1. In the absence of an emergency or a change in the school calendar, employees are not expected to work on the following holidays: Independence Day, Labor Day, Thanksgiving and the day following, Christmas Eve Day, Christmas Day, New Year’s Eve Day, New Year’s Day, Memorial Day and one floating holiday to be scheduled with the approval of the Informational Technology specialist’s immediate supervisor.
- Section 2. In the case of an emergency or a change in the school calendar requiring an employee to work a holiday identified in Section 1, the employee shall be awarded a floating holiday and a personal day to use within the current fiscal year.

ARTICLE VIII
CLOSING AND EMERGENCY DISMISSALS

- Section 1. In the event the superintendent cancels classes because of inclement weather or an emergency, the first emergency closing will be paid at the employee’s daily rate of pay. In the event the schools of the District are closed a second time or more because of inclement weather, employees shall have a choice of working, taking a personal day or taking a non-duty day.
- Section 2. If, after arriving on the job, the employee is dismissed by the Superintendent of Schools or designee, the employee shall be compensated for the day.

ARTICLE IX
COMPENSATION

Section 1.

2015-2016 2017-2018

	Step 1	Step 2	Step 3
TECH SPEC 1	\$ 37,050	\$ 38,700	\$ 40,350
TECH SPEC 2	\$ 51,400	\$ 53,600	\$ 55,800
TECH SPEC 3	\$ 67,400	\$ 69,450	\$ 71,550
TECH SPEC 4	\$ 76,450	\$ 79,000	\$ 81,600

2016-2017 2018-2019

	Step 1	Step 2	Step 3
TECH SPEC 1	\$ 37,800	\$ 39,450	\$ 41,150
TECH SPEC 2	\$ 52,450	\$ 54,650	\$ 56,900
TECH SPEC 3	\$ 68,750	\$ 70,850	\$ 73,000
TECH SPEC 4	\$ 78,000	\$ 80,600	\$ 83,250

Section 2. Step Movement: Informational Technology Specialists hired after January 1st shall not advance a step until July 1st the following calendar year. Thereafter,

Informational Technology Specialists will advance one step on July 1st, provided they have successfully completed a year of service.

Section 3. At the time of employment, relevant outside experience may be considered for appropriate step placement.

Section 4. Stipend: Effective July 1, 2011, a Video Production Technology Stipend in the amount of \$3,500 will be paid to the Information Technology Specialist who prepares and edits the Board of Education's monthly meeting and district's monthly cable show. Special board meetings in excess of 23 per year, shall be compensated at \$100 per meeting, provided the meeting requires significant preparation and time.

Section 5. Longevity: Effective July 1, 2011, after ten (10) years of service within the unit, an Informational Technology Specialist will receive \$1,000 above their base salary. After fifteen (15) years of service, an Informational Technology Specialist will receive \$1,500 above their base salary. After twenty (20) years of service, an Informational Technology Specialist will receive \$2,500 above their base salary.

ARTICLE X LEAVES

Section 1. Sick Leave: Each full-time employee will earn sick leave at the rate of seventeen (17) days per school year and may accumulate a maximum of 150 days of sick leave. Part-time employees will earn sick leave on a prorated basis. An employee's use of sick leave is subject to the following conditions:

- a. The Superintendent may allow an employee to use up to five days of annual sick leave in advance of the monthly accrual, but the advance of sick leave will be deducted from subsequent accrual in that year. Any absences due to illness that are in excess of the employee's accumulated sick leave and annual accrual will be without pay.
- b. An employee may use accumulated sick leave whenever he/she is absent due to illness or a serious health condition that prevents his/her attendance or the performance of his/her job duties; to care for a sick or injured child; and for any other reason expressly permitted by state or federal law. An employee may use up to five (5) days of accumulated sick leave to care for a spouse who is suffering from an illness or serious health condition. In addition, an employee may use up to one (1) day of accumulated sick leave per school year to attend the funeral of an individual who is not in the employee's immediate family. Sick leave may not be used to conduct personal business.
- c. If the employee reports being absent due to illness or serious health condition, the District may require the employee to provide a certification from a qualified physician stating that the absence was due to an illness or a serious health condition. The District will make the final determination as to whether the employee is entitled to receive sick leave for a given absence.

- d. Upon separating from employment with the District for any reason, an employee will have no right to receive any compensation for any unused days of accumulated sick leave.

Section 2. Bereavement Leave: An employee may take up to five (5) days of paid bereavement leave per year for any death(s) that occurs in the employee's immediate family. For purposes of this Agreement, "immediate family" includes a spouse, children, parents, siblings, grandparents, grandchildren, and in-laws (mother-in-law, father-in-law, son-in-law, brother-in-law, and sister-in-law). The Superintendent may, in his/her sole discretion, grant up to ten (10) additional days of bereavement leave per school year for reasons such as multiple deaths in the immediate family and out-of-state funerals.

Section 3. Personal Leave: An employee may take up to two (2) days of paid personal leave each school year. The employee must obtain permission from his/her supervising administrator to take personal leave on a given day. The Superintendent or the supervising administrator may deny any request for personal leave at a given time based upon the Superintendent's or administrator's assessment of the needs of the District. Days of personal leave do not accumulate and will be forfeited if they are not used. Upon separating from employment with the District for any reason, an employee will have no right to receive any compensation for any unused days of personal leave.

Section 4. Jury Duty: An employee who is called for jury duty will be reimbursed for the difference between the amount paid for serving on the jury and the employee's regular salary during the period of service. To the extent possible, employees will be expected to report or otherwise perform their regular duties when temporarily excused from attending court.

Section 5. Other Types of Leave: To the extent required by law, the District will grant other types of leave. In addition, the School Board may, in its discretion, grant additional types of leave that are not required by law.

Section 6. An employee who as of July 1 (a) has accumulated leave time in excess of three hundred and sixty (360) hours determined as of June 15th of the same tax year, and (b) has taken one (1) or less leave days in the current school year shall have sufficient leave days converted at the rate equal to seven hundred fifty dollars (\$750) which shall be contributed to an active ISD 191 approved 403(b) plan as of July 15th payroll.

An employee who as of July 1 (a) has accumulated leave time in excess of three hundred and sixty (360) hours determined as of June 15th of the same tax year, and (b) has taken more than one (1) leave day up to three (3) leave days in the current school year shall have sufficient leave days converted at the rate equal to four hundred fifty dollars (\$450) which shall be contributed to an active ISD 191 approved 403(b) plan as of July 15th payroll.

An employee that takes more than three (3) leave days during the measurement period is not eligible for the conversion of leave days to a 403(b) contribution.

The conversion rate for leave days shall be one hundred fifty dollars (\$150) per day.

“Leave days” include all absences except Bereavement and paid days substituted for unpaid leave under the Family and Medical Leave Act of 1993 (FMLA), as amended.

ARTICLE XI GROUP INSURANCE

Section 1. Insurance Benefits: As described below, the District will contribute toward the cost of the premium for certain types of insurance for full-time employees who otherwise qualify for and enroll in the insurance policy, plan, or program. The District will select the insurance policies, plans, and programs. To the extent permitted by law, upon separating from employment with the District a former employee may continue to participate in a group health insurance plan, but such participation will be at the former employee’s sole expense.

- a. Single Health and Hospitalization Insurance. The District will contribute an amount equal to 100% of the composite premium for an employee who works 30 hours or more and who enrolls the single plan. The composite premium will be based on a health care insurance plan with an HRA (Health Reimbursement Account) whereby \$1,000 annually shall be redirected by the district to the HRA. The remainder of the cost of the plan will be borne by the employee via payroll deduction.
- b. Dependent Health and Hospitalization Insurance. The District will contribute an amount equal to 80% of the composite premium for an employee who works 30 hours or more and who enrolls in the dependent health insurance plan. The composite premium will be based on a health care insurance plan with an HRA (Health Reimbursement Account) whereby \$2,000 annually shall be redirected by the district to the HRA. The remainder of the cost of the plan will be borne by the employee via payroll deduction.
- c. Both Spouses Employed: If an employee and his/her spouse are both employed by the district full-time and are enrolled in dependent coverage, either the husband or the wife will contribute an amount equal to 5% of the single composite premium towards family coverage.
- d. Dental Insurance: The District will pay 100% of the premium for single or dependent coverage for a full-time employee who elects to participate in the District’s group dental plan.
- e. Group Term Life Insurance: All employees shall be provided life and dismemberment insurance coverage in the amount of \$50,000 at District

expense, subject to the insurance company's terms and conditions. Effective July 1, 2005, Informational Technology Specialists will each purchase an additional \$100,000 of life insurance. All District participation and contribution shall cease effective on the last working day. However, upon separation from employment, employees may continue coverage in the group plan, at the employee's expense, pursuant to COBRA extensions provided in state and federal statutes.

- f. Long-Term Disability (LTD) Insurance: Income Protection coverage will be provided each employee at District expense. Upon request, Informational Technology Specialists may supplement LTD payments with 20 days of accrued personal sick leave on a fractional basis (1/3) of a day to yield up to 60 days of full pay.
- g. Disclaimer: No claim or cause of action may be brought against the District for any claim that is not covered or paid by insurance. The District is not insuring or guaranteeing that any particular claim will be paid or covered by any insurance policy, plan, or program, or that any specific amount will be paid out under any policy, plan, or program. Any description of insurance benefits in this policy is intended to be general and informational only and is subject to change in the discretion of the School Board. The eligibility of any particular employee and the employee's dependent(s) is governed by the terms of the actual insurance policy, plan, or program. The District's only obligation is to make the premium contributions that are identified in this policy, as it currently is written or as amended at any time in the future, for full-time employees who otherwise qualify for and enroll in the particular insurance plan or program.

ARTICLE XII BENEFIT PLANS

- Section 1. Flexible Benefit Plan: The School District will establish a Flexible Benefit Plan under IRS Code 125. Regulations and procedures will be available in the Human Resources Office. A board policy and accompanying regulations will be developed and updated annually to comply with IRS Regulations.
- Section 2. Tax Sheltered Annuity and Deferred Compensation Plans: Tax sheltered annuities and deferred compensation plans, either variable or fixed, are available. Regulations and procedures are available in the Human Resources Office. Board Policy and regulations will be updated annually for compliance with State and Federal Laws. Effective July 1, 2007, the District will match up to \$750 per year to an approved Minnesota deferred compensation program. In the tenth year of service, the district will contribute \$1,000.
- Section 3. Post-Retirement Healthcare Savings Plan: Effective July 1, 2006, the District will contribute \$750.00 for each I.T. Specialist to the Minnesota State Retirement System's Post-Retirement Healthcare Savings. In the tenth year of service the district will contribute \$1,150.

ARTICLE XIII
SENIORITY

- Section 1. Employee seniority shall be determined by the employee's length of continuous employment in the bargaining unit.
- Section 2. Seniority lists will be published by the Employer on January 1st of each year.
- Section 3. Probationary periods can be extended up to an additional 90 calendar days by mutual agreement between the Employer and the Union.
- Section 4. During the probationary period a newly hired or rehired employee may be discharged at the sole discretion of the Employer.
- Section 5. In the event conditions necessitate a reduction of bargaining unit employees within any position title classification, the following procedure will be used:

Seniority will decide any reduction. The least senior person in any group based on the employee's seniority pursuant to Section 1 of this Article to be reduced will be the first one laid off, and the next in line would follow, and so on, until the reduction has been met, providing the remaining employees have the ability to perform the work required. Position by group shall be the determining factor and any employee eliminated shall then have the right to displace the next least senior employee in the same group or successively lower groups. A junior employee may not displace a senior employee.

Upon rehiring, the laid off employee with the most seniority shall be the first recalled. Employees laid off shall hold recall rights for a period of one year. Employees rejecting re-employment shall forfeit recall rights. In no case shall an employee displace an employee with more seniority or an employee in a higher classification.

ARTICLE XIV
DISCIPLINE

- Section 1. The employer will discipline employees for just cause only. Upon investigation and finding of facts, the employer shall give the affected employee and the steward a written letter explaining such findings. Discipline will be in one or more of the following forms: a) Letter of Reprimand, b) Letter of Deficiency, c) suspension, d) demotion, or e) discharge.
- Section 2. Suspension, demotions, and discharges will be in written form.
- Section 3. Written reprimands, notices of suspension, and notices of discharge which are to become part of an employee's personnel file shall be presented, read, and the employee given an opportunity to sign. Employees and the Union will receive a copy of such reprimands and/or notices.

- Section 4. Employees may examine their own individual personnel files at reasonable times under the direct supervision of the Employer.
- Section 5. Any material in the employee's permanent personnel file may be reproduced at the request of the employee and cost of reproduction paid by the employee.
- Section 6. Employees will not be questioned concerning an investigation of disciplinary action unless the employee has been given an opportunity to have a Union Representative present at such questioning.
- Section 7. Written directives or conference summaries which are not disciplinary but which were created by a supervisor and given to the employee to more clearly define performance expectations may be used in disciplinary actions when the purpose is to establish that the employee should have been aware of those expectations

ARTICLE XV
EMPLOYEE RIGHTS - GRIEVANCE

- Section 1. Definitions.
- Subd. 1. Grievance: A grievance is defined as a dispute or disagreement as the interpretation or application of the specific terms and conditions of this Agreement.
- Subd. 2. Days: Days shall mean workdays.
- Section 2. Union Representatives: The Employer will recognize representatives designated by the Union as the grievance representatives of the bargaining unit having the duties and responsibilities established by this Article. The Union shall notify the Employer in writing of the names of such Union Representatives and of their successors.
- Section 3. Processing of a Grievance: It is recognized and accepted by the Union and the Employer that the processing of grievances as hereinafter provided is limited by the job duties and responsibilities of the employees and shall therefore be accomplished during normal working hours only when consistent with such employee duties and responsibilities. The aggrieved employee and a Union representative shall be allowed a reasonable amount of time without loss in pay when a grievance is investigated and presented to the Employer during normal working hours. However, the employee and the Union representative must have notified and received the approval of the designated supervisor who has determined that such absence is reasonable and would not be detrimental to the work program of the Employer.
- Section 4. Procedure:
- Subd. 1. Step 1: An employee claiming a violation concerning the interpretation or application of this Agreement shall, within twenty-one (21) days after such alleged violation has occurred, present such grievance to the employee's supervisor as designated by the Employer on the proper form. The Supervisor will meet and

discuss the allegation within five (5) days of notification and give an answer to such Step 1 grievance within ten (10) days after the meeting.

Subd. 2. Step 2: In the event the grievance is not resolved in Step 1, the decision rendered may be appealed to the Superintendent of Schools, provided such appeal is made in writing within ten (10) days after receipt of the decision in Step 1. If a grievance is properly appealed to the Superintendent of Schools, the Superintendent shall set a time to hear the grievance within twenty (20) days after receipt of the appeal. Within ten (10) days after the meeting, the Superintendent shall issue a decision in writing to the parties involved.

Subd. 3. Step 3: A grievance unresolved in Step 2 and appealed to Step 3 by the Union shall be submitted to arbitration subject to the provisions of the Public Employment Labor Relations Act of 1971 as amended.

Section 5. Arbitrator's Authority

Subd. 1. The arbitrator shall have no right to amend, modify, nullify, ignore, add to, or subtract from the terms and conditions of this Agreement. The arbitrator shall consider and decide only the specific issue(s) submitted in writing by the Employer and the Union, and shall have no authority to make a decision on any other issue not so submitted.

Subd. 2. The arbitrator shall be without power to make decisions contrary to, or inconsistent with, or modifying or varying in any way the application of laws, rules, or regulations having the force and effect of law. The arbitrator's decision shall be submitted in writing within thirty (30) days following close of the hearing or the submission of briefs by the parties, whichever be later, unless the parties agree to an extension. The decision shall be binding on both the Employer and the Union subject, however, to the limitations of arbitration decisions as provided in P.E.L.R.A. of 1971 as amended, and shall be based solely on this Agreement and to the facts of the grievance presented.

Subd. 3. The fees and expenses for the arbitrator's services and proceedings shall be borne equally by the Employer and the Union provided that each party shall be responsible for compensating its own representatives and witnesses. If either party desires a verbatim record of the proceedings, it may cause such a record to be made, providing it pays for the record. If both parties desire a verbatim record of the proceedings, the cost shall be shared equally.

Section 6. Waiver: If a grievance is not presented within the time limits set forth above, it shall be considered "waived". If a grievance is not appealed to the next step within the specified time limit or any agreed extension thereof, it shall be considered settled on the basis of the Employer's last answer. If the Employer does not answer a grievance or an appeal thereof within the specified time limits, the Union may elect to treat the grievance as denied at that step and immediately appeal the grievance to the next step. The time limit in each step may be extended by mutual written agreement of the Employer and the Union in each step.

ARTICLE XVI
MISCELLANEOUS

- Section 1. Employees who must use their car for School District purposes during the regular working day are entitled to reimbursement for such mileage according to current District policy. In order to be reimbursed, employees must use the proper form and should submit forms on a monthly basis.
- Section 2. Tuition Reimbursement: The District will reimburse tuition costs to each member of this unit hired prior to July 1, 2000, for approved coursework that is of benefit to the District. Advance approval and verification of successful completion are required. Tuition will not be paid to members of this unit while on leave. For every 32 college semester credits completed an informational technology specialist will pledge two years of service to the District. In the event an informational technology specialist leaves prior to fulfilling this commitment; he/she must refund the District tuition expenses.
- Effective July 1, 2014, for employees hired into the unit after July 1, 2006, shall be eligible for up to \$1,000 in tuition reimbursement on an annual basis for college coursework germane to their assignment and of benefit to the district. All coursework must be preapproved by the Executive Director of Human Resources. The employee must earn at least a C or a Passing grade in a Pass/Fail system in order to be eligible for tuition reimbursement.
- Effective July 1, 2014, employees hired into the unit after July 1, 2006, shall be eligible for up to \$1000 in reimbursement on an annual basis for certification coursework germane to their assignment and of benefit to the district. All coursework must be preapproved by the Executive Director of Human Resources.
- Section 3. Work Stoppages: In the event of a strike or work stoppage by other employees, it is mutually agreed that Information Technology Specialists covered by this Agreement shall be on duty and carry out policy, rules, and assignments as may directed by the Employer. The Employer reserves the right to make whatever directives that are in the Employer's judgment necessary for the operation or protection of District programs and facilities. The members agree that it will not directly or indirectly engage in, support, or assist in any strike against the employer.
- Section 4. Professional Development: The District will pay expenses associated with authorized attendance at conferences and seminars germane to an informational technology specialist's assignment. Attendance and expenses require advance authorization of the informational technology specialists' supervisor.
- Section 5. Retirement Age: Retirement age shall be that determined by applicable statutes.
- Section 6. Position Elimination: For An Informational Technology Specialist hired prior to July 1, 2000, who leaves the District because of a discontinued position, and choose

not to exercise their seniority rights under Article XIII, shall receive two (2) days pay for each year of service in the District. An Informational Technology Specialist will not receive severance if he/she voluntarily resigns from a position or if he/she is terminated for cause.

ARTICLE XVII
DURATION

Section 1. Term and Reopening Negotiations: This Agreement shall remain in full force and effect for a period commencing as of the effective date of this Agreement through June 30, 2017. If either party desires to modify or amend this Agreement commencing at its expiration, it shall give written notice of such intent no later than ninety (90) days prior to the expiration of this Agreement.

In the event a new Agreement is not in effect on July 1, 2017, all terms of this contract will remain in effect as set forth in this Agreement until a successive Agreement is in effect.

Section 2. This Agreement constitutes the full and complete Agreement between the School Board and the Union. The provisions herein relating to terms and conditions of employment supersede and take precedence over any and all prior agreements inconsistent with these provisions.

Section 3. The provisions of this Agreement shall be severable, and if any provisions thereof or the application of any such provision under any circumstances is held invalid, it shall not affect any other provisions of this Agreement or the application of any provision thereof under different circumstances.

Section 4. This Agreement shall constitute the full complete commitment between both parties and may be altered, changed, added to, deleted from, or modified only through the voluntary mutual consent of the parties in written, signed agreement to this contract.

Section 5. Any provision contained in any previous Master Agreement and not contained in this Agreement is no longer valid or applicable after July 1, 2017.

IN WITNESS WHEREOF, The parties have signed this Agreement:

For: IN WITNESS WHEREOF, The parties have signed this Agreement:

For: Information Technology Specialists

For: Independent School District 191

Union Lead Negotiator

District Chief Negotiator

Union Steward

Board Chair

Date

Board Clerk

Date