



Future Ready. Community Strong.

Regular Meeting Agenda

Diamondhead Education Center
200 W. Burnsville Parkway
Burnsville, MN, 55337
September 28, 2017
6:30 PM

6:00 PM Superintendent Listening Session with Cindy Amoroso and Lisa Rider

I. Call to Order

- A. Welcome
- B. Pledge of Allegiance
- C. Future Ready. Community Strong.
 - 1. Sioux Trail Elementary
 - 2. Audit Award

3

II. Business Meeting

- A. Approve Agenda
- B. Consent Agenda

Although board action is required, it is generally unnecessary to hold discussion on these items. In the event a board member wishes to discuss an item, that item will be moved for separate consideration.

- 1. Approve Minutes 16
- 2. Approve Personnel Recommendations 18
- 3. Adopt a Resolution to Accept Donations 19
- 4. Approve July Payroll, Claims and Receipts 21
- 5. Accept the Budget Analysis for the Month Ending June 30, 2017 57
- 6. Approve Scheduling Board Retreats on November 28, 2017 and December 11, 2017 64
- 7. Approve Change Order #1 for the Eagle Ridge Middle School Tennis Court Resurfacing Project 65
- 8. Approve with no Changes Policy 101: *Legal Status of the School District* and Policy 101.1: *Name of the School District*; and approve, on a first reading basis, changes to Policies 102: *Equal Educational Opportunity* and 103: *Complaints-Students, Employees, Parents, Other Persons* 71

III. New Business

- A. Receive a Report on Early Childhood Programs 81
Presenter: Tom Umhoefer, Director of Community Education

B. Receive a Report on Levy Communications Presenter: Ruth Dunn, Director of Communications	90
C. Approve Revisions to Long-Term Facilities Maintenance (LTFM) Application Presenter: Lisa Rider, Executive Director of Business Services	101
1. LTFM Revenue Application	102
2. LTFM Expenditure Application	105
3. LTFM Statement of Assurances	106
D. Certify the Proposed Tax Levy Payable in 2018 and set the date of the Truth and Taxation Hearing Presenter: Lisa Rider, Executive Director of Business Services	108
E. Adopt Resolution Appointing Election Judges for the November 7, 2017 School District Special Election Presenter: Lisa Rider, Executive Director of Business Services	113
F. Receive a Report on Technology and Information Educational Services (TIES) Presenter: Cindy Amoroso, Superintendent	118
IV. Committee Reports	119
V. Adjourn	



ONE91
Burnsville · Eagan · Savage



Sioux Trail 2017 MN School of Excellence

Future Ready. Community Strong.

Sioux Trail Committee Members

4



Jessica McMahon, Amy Isenberger, Carolyn Meija



Katie Ness, Sharron Stalock




Muna Mohamed



Toni Adedeji



Leslie Horwart




Shannon McParland



COUNTDOWN TO SOE VALIDATION



SUBMIT LETTER OF INTENT



**OCT
1**



SUBMIT SOE APPLICATIONS



**JUNE
1**



**SOE COMMITTEE REVIEWS
VALIDATE OR REQUIRE REVISIONS**



**MID
JUNE**



ANNOUNCE SOE VALIDATIONS



SEPT



INSTITUTE AWARDS BANQUET



FEB



SCHOOL CELEBRATIONS



**MAR-
JUNE**



Why SOE Validation?

Comprehensive School Improvement Process

- Backed by research
- Learning Focused
- Engages school communities in best practices
- Supported by MDE



Six Standards





Standard 1 – Learning Centered

Balance management and leadership roles to lead schools in ways that place student and adult learning at the center.

	Outstanding	Average			Below Average		No Data for Judgment
		5	4	3	2	1	
<ul style="list-style-type: none"> Use this table to assess the standard of leadership in your school community. Key indicators of school community leadership are grouped under five strategies to develop and hone effective leadership. For each indicator, indicate the percent of respondents who selected each ranking: 5-1 or N, 5 indicating Outstanding and N indicating No Basis for Judgment. 							
TOTAL NUMBER OF RESPONDENTS FOR STANDARD 1: <u> 36 </u>							
1A. Stay informed of the continually changing context for teaching and learning.							
The school possesses a culture of regular discourse about emerging knowledge, trends, and changes in the society.	41.7	30.6	19.4	0	0	8.3	
Short-term implications for attaining the school's vision are identified.	38.9	33.3	16.7	0	0	11	
Long-term implications for attaining the school's vision are identified.	27.8	41.7	16.7	2.8	0	11	
1B. Embody learner-centered leadership.							
Everyone in the school community is expected to be a continuous learner.	52.8	41.6	5.6	0	0	0	
The learning culture exhibits the core values of reflection, inquiry and emerging knowledge.	47.2	27.8	19.4	0	0	5.6	
The learning culture exhibits the core values of shared understanding and collaboration.	33.3	38.9	25	0	0	2.8	
The learning culture exhibits the core values of excellence in results and advocacy for quality learning.	38.9	41.6	16.7	0	0	2.8	
1C. Capitalize on the leadership skills of others.							
A shared leadership culture builds on the alignment of everyone's leadership style, skill and experience, based on the work to be done.	19.4	25	41.6	5.6	2.8	5.6	
Shared leadership creates shared responsibility for implementation and accountability for learning results.	22.2	39	19.4	11.1	0	8.3	
1D. Align operations to support student, adult and school learning needs.							
The principal, teachers, staff, and stakeholders ensure allocation of school resources (time, people and financial) is equitable.	16.7	33.3	25	8.3	2.8	13.9	
The principal, teachers, staff, and stakeholders ensure allocation of school resources is determined by students' academic, emotional, social, and physical needs.	25	36.1	19.4	5.6	0	13.9	
Schedules, assignments and resources are aligned to the changing needs of students, adults and the school community.	19.4	38.8	30.6	2.8	2.8	5.6	
1E. Advocate for efforts to ensure that policies are aligned to effective teaching and learning.							
School, district and community leaders engage in ongoing dialogue, advocacy and action for changes in local, state, national and federal policies that support high performance of students and adults.	22.2	22.2	38.9	2.8	0	13.9	

School name: Sioux Trail Elementary District name and number: Burnsville – Eagan – Savage ISD191

Part One of Application: Self-Study





Multiple Measurement Rating

The Multiple Measurement Rating System has supplanted Adequate Yearly Progress as the primary measurement used for federal school accountability under No Child Left Behind. The Multiple Measurement Rating data is used to designate schools for recognition, accountability and support. Data is released annually in the summer.

What is your school's MMR rating? What does that mean for your school and community?

The following graph retrieved from the Minnesota Department of Education Data Center illustrates our MMR rating from the 2015 and 2016 school years. Since we adopted our vision of "Growing Together; Putting Kids First," we have had a laser-like focus on making sure that all we do contributes to our shared beliefs. We know that success measured by the MMR is the culmination of a lot of hard work: teacher professional development, creating an environment for academic risk-taking and learning, a strong PBIS program with tiers of support for all students, engaging our community and more. Sioux Trail is on a positive trajectory with our high stakes as well as formative data. Our work will become more and more challenging as we look deeply into our organization to find ways to close achievement gaps and inspire all students toward academic growth.

Our overall MMR increased 12.60% from 2015 to 2016 (50.47% to 63.07%). This MMR score combines results in proficiency, growth, and achievement gap reduction. At Sioux Trail, we grew in all three components with our greatest gain in proficiency. We realize that a point of progress is something to celebrate and are humbled by this exceptional gain. We realize diligence and increased learning by all will be needed to continue our positive trajectory and to support each other on this journey. We know that high stakes tests are only one measure of our school success, and we know that we must continually look at many data sources and celebrate successes each day.



(Retrieved from the Minnesota Department of Education April 2017)

School name: Sioux Trail Elementary District name and number: Burnsville - Eagan - Savage ISD191

Data & MMR

What does our data and MMR mean for Sioux Trail Elementary and our community?



Part Two: Build & Plan

Building on Strengths and Planning for Improvement in your School Community.



Remember:

- Excellence is a process.
- Let the self-study guide your growth.
- Create a comprehensive plan for school improvement within each standard.
- Ask: What are our strengths and what's going well?
What are our growth areas where we may focus our efforts?

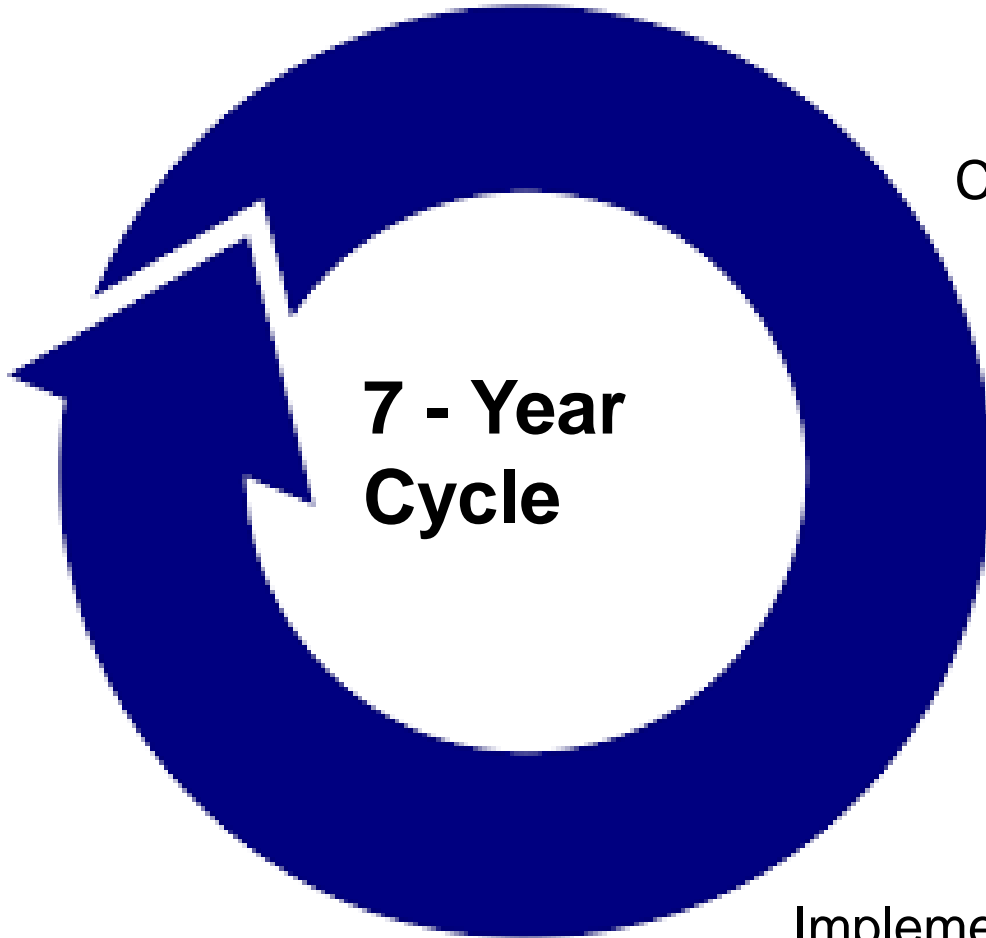
Results and Benefits of Validation

- Rise in student learning and achievement
- Increased parent and community support
- Increased enrollment
- Support for district referendum
- Development of school and community pride

11



12



Complete Application (Self-Study & Build/Plan)

1-2 Years

Apply for Validation

Implement Plan

5-6 Years



Sioux Trail Themes of Excellence:

- ❖ Common Vision
- ❖ Achievement Data
- ❖ Enrichment for All
- ❖ CPSS



13

Sioux Trail Themes for Growth:

- ❖ Parent Connections
- ❖ Community Involvement
- ❖ Sharing Our Achievements

A Celebration of
EXCELLENCE

Join us on
October 12, 2017
@ 10:00 AM

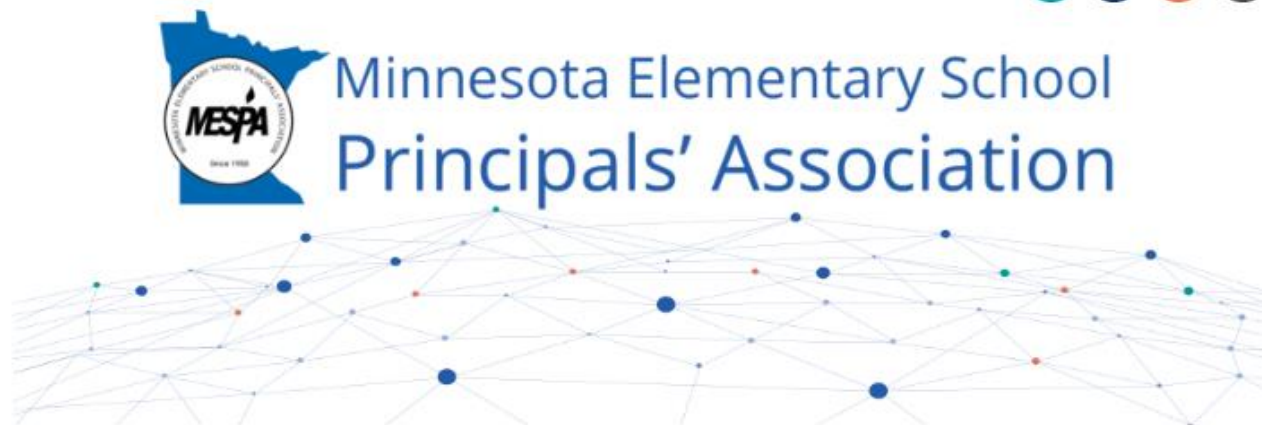
14



Congratulations

Sioux Trail Elementary
named 2017 "MN School
of Excellence"

More Information



[Home](#) [About](#) [Join MESPA](#) [Professional Development](#) [Honors](#) [Resources](#)

[Home](#) > School of Excellence

Login

Remember me

[Forgot password](#)

MN School of Excellence Program



"The Minnesota School of Excellence program clearly connects the education process to student learning."

MESPA developed this research-based program aligned with national standards in: leadership, vision, student learning, the culture of adult learning, data and decision-making, and community engagement.

MESPA endorses schools whose principal, staff, students, and community – working as a team – demonstrate the desire to strengthen education by successfully undertaking the Minnesota School of Excellence program. This school improvement process is recognized by the Minnesota Department of Education and the National Association of Elementary School Principals. It involves a systematic program of self-study, development of a school improvement plan, and implementation of the plan based on demonstrated results.

School Board Minutes
 INDEPENDENT SCHOOL DISTRICT 191
 September 14, 2017

The meeting of the Board of Education was called to order by Chair Alt at 6:30 p.m. at the Diamondhead Education Center, 200 West Burnsville Parkway, Burnsville, MN.

Call to Order

Members present: Directors VandenBoom, Currier, Schatz, Luth, Miller, Schmid and Chair Alt. Others in attendance were Superintendent Amoroso, administrators, staff, and members of the public.

Attendance

Alt welcomed the audience and asked Luth to lead the Pledge of Allegiance.

Pledge

Public recognition was given to the Genesys Works-High School Internship Program.

Public Recognition

Chair Alt introduced Student Representative Luke Haddorff.

Moved by Luth, seconded by Currier, to approve the agenda. Motion carried unanimously (7, 0).

Agenda

Moved by Vandenboom, seconded by Schmid, to approve the consent agenda:

Consent Agenda

-Approve board meeting minutes for a regular and a closed meeting on August 24, 2017.

Minutes

-Approve personnel recommendations for M. Attanasio L. Blackman, P. Borden, K. Hall, M. Huisman, K. Kalina, S. Kosloski, J. Lahr, C. Monson, A. Peck, J. Richards, A. Willis, M. Heine, A. Mohamed, C. Novine, M. Pleviak, R. Sarah-Catherine, G. Taack, A. Meyer, H. Ohama, A. Buchman, C. Tapper, L. Biagi, J. Carlson, H. Daoud, K. Fineran, L. Fountain, D. Good, A. Kinsella, C. Ledin, J. Lurfald, W. Meyman, K. Miller, D. Page, J. Queen, C. Schaffer, K. Spaulding, E. Ontiveros, A. Ahmed, A. Borgnheimer, R. David, S. Ernst, S. Goodling, N. Gysland, S. Haas, J. Lopez, J. May, P. Andemar, S. Monnes, C. Murray, E. Olson, W. Schroeder, H. Schwalbe, C. Sherer, L. Kegley, A. Bolton, K. Kiratli, H. Samaha, L. Santos, K. Sponsel, T. Sponsler, N. Domek, L. Fick, R. Ronda, E. Illescas Gomez, J. Anderson, M. Elmi, E. Hayes, S. Hernandez, S. Shanley, J. Engle, V. Huynh, R. Czapar, J. Krallman, A. Abbe, M, Dusbabek, and M. Rean.

Personnel

-Accept donations as presented.

Donations
 AB Board

- Waive the reading and adopt the Resolution Establishing an Absentee Ballot Board for the November 7, 2017 Special Election.

- Approve, on a second reading basis, changes to Policies 509: *Enrollment of Nonresident Students*; 525: *Violence Prevention*; 602: *Organization of School Calendar and School Day*; 513: *Student Promotion, Retention, Acceleration, and Program Design*; and 614: *School District Testing Plan*

Policies

and Procedure.

- Adopt, on a second reading basis, Policy 615: *Testing Accommodation, Modifications, and Exemptions for IEPs, Section 504 Plans and EL Students.*

-Approve Change Order #1 for the Eagle Ridge Middle School Classroom Enclosure project in the amount of \$6,212.22.

Motion carried unanimously (7, 0).

Received a report from Superintendent Cindy Amoroso regarding the first day of school.

Received a report from Rachel Gorton, instructional technology coordinator regarding the Chromebook rollout.

Received a report from Glenn Simon, director of operations regarding summer projects.

Received a report from Doug Johnson, director of technology and Rachel Gorton, instructional technology coordinator regarding the three year technology plan update.

Moved by Schatz, seconded by Luth, to approve said rates of pay for the 2017-2018 school year. Motion carried unanimously after discussion (7, 0).

Received verbal reports from Student Representative Haddorff, Superintendent Amoroso and Board Members Schatz, Currier, Luth and VandenBoom.

Moved by Schmid, seconded by Schatz, to adjourn at 8:45 p.m. Motion carried unanimously (7, 0).

Change Order #1

Report on First Day of School

Report on Chromebook rollout

Report on Summer Projects

Report on Three Year Technology Plan

Rates of Pay

Reports

Adjourn

September 28, 2017

Jim Schmid, clerk

Date Approved

September 28, 2017

**Burnsville-Eagan-Savage Public Schools
Independent School District 191
Human Resources**

TO: Members, Board of Education
Cynthia Amoroso, Superintendent

FROM: Stacey Sovine, Executive Director of Human Resources

DATE: September 28, 2017

CLASSIFICATION	ACTION	POSITION CONTROL	NAME	FINAL	LOCATION	POSITION	EFFECTIVE DATE
Certified	Appointment	Replacement	Alesha Wening		Sioux Trail Elementary School	Teacher	9/25/2017
Certified	Appointment	Replacement	Kathryn Forster		Harriet Bishop Elementary	Teacher	8/23/2017
Certified	Appointment	Replacement	Katherine Lindula		Sky Oaks Elementary School	Teacher	9/18/2017
Certified	Appointment	Replacement	Aisha Moallin	*	Hidden Valley Elementary	Teacher	9/26/2017
Certified	Change of Assignment		Andrew Meyer	*	Nicollet Middle School	Teacher	8/22/2017
Certified	Change of Assignment	Replacement	Erik Chrissis		BEST	Teacher	7/1/2017
Certified	Leave of Absence		Kelly Freeburg	*	Vista View Elementary School	Teacher	11/1/2017
Certified	Resignation		Kara Firstbrook		Hidden Valley Elementary	Teacher	6/9/2017
Certified	Resignation		Joshua Becker	*	Eagle Ridge Middle School	Teacher	8/24/2017
Classified	Appointment	Replacement	Robyn Tousignant		District-wide	AVID Tutor	2017-18 School Year
Classified	Appointment	Replacement	Abriana Andersen		District-wide	AVID Tutor	9/22/2017
Classified	Appointment	Replacement	Samuel Umhoefer		WM. Byrne Elementary School	CE Program Supervisor	9/15/2017
Classified	Appointment	Replacement	Michele Lowe		MW Savage Elementary School	EA Level II	9/14/2017
Classified	Appointment	Replacement	Hau Bui		District-wide	AVID Tutor	9/15/2017
Classified	Appointment	Replacement	Robin Baxter		District-wide	AVID Tutor	9/15/2017
Classified	Appointment	Replacement	Fauzia Mohamud		Sky Oaks Elementary School	CE Program Associate	9/18/2017
Classified	Appointment	Replacement	Hunter Cantrell		District-wide	AVID Tutor	9/18/2017
Classified	Appointment	Replacement	Oliver Buttleman		Burnsville Alternative High School	EA Level III	9/18/2017
Classified	Appointment	Replacement	Cameron Larkin	*	District-wide	AVID Tutor	9/26/2017
Classified	Appointment	Replacement	Tanya Rathsabandith	*	Nicollet Middle School	Food Service Associate	9/25/2017
Classified	Appointment	Replacement	Diane Nolte	*	Rahn Elementary School	EA Level IV	10/2/2017
Classified	Change of Assignment	Replacement	Ellen Olson		Hidden Valley Elementary	Clerical Level III	8/28/2017
Classified	Change of Assignment	Replacement	Sonya Vaurio		District-wide	Tech Level I	9/11/2017
Classified	Resignation		Kelsey Estley		Burnsville High School	EA Level IV	9/29/2017
Classified	Resignation		Hemat Samaha	*	Eagle Ridge Middle School	Sub- Cooks	9/15/2017
Classified	Resignation		Maricela Dale	*	District-wide	Unaffiliated - Cultural Liaison	9/29/2017
Co-Curricular/Coach	Appointment	Replacement	Madison Maas		Burnsville High School	Assistant Girls Lacrosse Coach	2018 Spring Season



**Agenda II.B.3.
September 28, 2017**

To: Members, Board of Education
Cindy Amoroso, Superintendent

From: Lisa K. Rider, Executive Director of Business Services

Date: September 21, 2017

Re: Donations

RECOMMENDATION: To adopt a resolution to approve and accept donations as presented.

RESOLUTION TO ACCEPT DONATIONS

WHEREAS,

1. School Board Policy 706 establishes guidelines for the acceptance of gifts to the District; and
2. Minnesota Statute 123B.02, Subd. 6 states the School Board may receive, for the benefit of the district, bequests, donations, or gifts for any proper purpose and apply the same to the purpose designated; and
3. Minnesota Statute 465.03 states the School Board may accept a grant or devise of real or personal property only by the adoption of a resolution approved by two-thirds of its members; and
4. Businesses and individuals have submitted donations to the district;

THEREFORE, BE IT RESOLVED by the School Board of ISD 191 to approve and accept with appreciation the donations as presented below and to permit their use as designated by the donors.

Moved by: _____

Seconded by: _____

Members in favor of the motion:

Members opposed:

Whereupon said Resolution was declared duly passed and adopted on September 28, 2017.

Jim Schmid
Clerk – Board of Education

Date	Donor	Recipient	Terms	Donation
9/12/2017	Nisa Rian	Eagle Ridge Middle School	General	General community support donation from wells fargo
9/13/2017	Sam's Club	District 191	employees	platter of cookies
9/15/2017	Anonymous	District 191	Gift	LEC Projector Bulb
9/13/2017	Burnsville Lion's Club	Sioux Trail Elementary	Classroom sets for 3rd grade rooms	56 Dictionaries
9/15/2017	Closet of Hope Clothing Ministry Attn: Dawn Anderson	Sioux Trail Elementary	Supplies for student use	School supplies and clothing items for Health Office
9/15/2017	Sue Schultz	Sioux Trail Elementary	School and student use	5 boxes of envelopes, stickers & paper goods
8/15/2017	Chason -Cedar Diffley BP	John Metcalf Middle School	Fundraiser	\$84.85
9/21/2017	Walmart 1786 Attn: Dondrea Brown	Sioux Trail Elementary	Student use	3 boxes of school supplies

Total monetary donation received: \$84.85



Future Ready. Community Strong.

**Agenda II.B.4
September 18, 2017**

TO: Dr. Joe Gothard, Superintendent and Board of Education
FROM: Lisa K. Rider, Executive Director of Business Services
DATE: September 28, 2017
RE: July Payroll, Claims and Receipts

RECOMMENDATION: That the Board approves July payroll checks numbered 718810-718830 and Direct Deposit notices numbered 654283-655504 in the net amount of \$3,914,932.83 June, July & August claims to date represented by checks numbered 453848-454373, 1018403-1018464, and 102053-102091 and wire transfers and adjustments totaling \$10,584,382.77. Also, that the Board accepts July receipts of \$3,328,889.11 and investments for the General Fund, 2012A Alt Facilities, 2015A School Building Bonds and OPEB of \$45,900,817.67 as of July 31, 2017.

July payroll, wire transfers, claims and receipts have been prepared under the direction of Robin Pikal, Director of Accounting, and are presented for approval by the School Board.

LKR/mw

**INDEPENDENT SCHOOL DISTRICT 191
FINANCIAL REPORT
July 2017**

Cash Receipts

Receipts		
Miscellaneous Adjustments		\$3,328,889.11
TOTAL JULY CASH RECEIVED		3,328,889.11

CASH DISBURSEMENTS

July		
Regular Payroll Checks	718810-718830	\$3,914,932.83
Direct Deposit Notices	654283-655504	
June payables previously approved:		\$431,084.07
July Claims previously approved:		\$1,370,071.14
June Claims previously approved:		\$984,411.55
July Claims:	453848-453867	\$445,410.93
	454020-454043	
	454145-454165	
	1018419-1018423	
	1018425-1018431	
	102065-102069	
	102075-102079	
July A/P Wires		\$7,401,206.97
Miscellaneous Adjustments		\$1,324.62
TOTAL JULY CASH DISBURSED		14,548,442.11

TOTAL EXPENSES TO BE APPROVED

July Cash Disbursed		\$14,548,442.11
Less: Items Previously Approved		-\$2,785,566.76
Plus: July Payables	454077-454144	\$478,722.62
Checks	454304-454373	
Aug Claims:	1018449-1018454 454193-454236	\$925,952.54
Checks	1018457-1018464 454260-454303	
	102080-102091 1018433-1018437	
	1018439-1018446	
June Claims	1018438 453868-454019	\$1,331,765.09
	1018447-1018448 454044-454076	
	1018455-1018456 454166-454192	
	102053-102064 454237-454259	
	102070-102074 1018403-1018418	
	1018424	
	1018432	
TOTAL TO BE APPROVED		14,499,315.60

	Money Market	(Original Cost) Investments	Total 7/31/2017
GENERAL FUND	\$6,706,700.00	\$20,595,894.43	\$27,302,594.43
OPEB	\$11,064.78	\$8,913,762.00	\$8,924,826.78
OPEB EQUITY INV THROUGH APRIL 30, 2017	\$31,099.45	\$4,100,834.21	\$4,131,933.66
2015A SCHOOL BUILDING BONDS	\$524,572.91	\$4,750,000.00	\$5,274,572.91
2012A ALT FACILITIES	\$266,889.89	\$0.00	\$266,889.89
	\$7,540,327.03	\$38,360,490.64	\$45,900,817.67

Note: The attached investment reports are provided by our investment advisor, PMA Financial Network, Inc. These reports include our investment and money market balances.



Total Portfolio Report CAR

As of: 07/31/17

PMA Financial Network, Inc.

2135 CityGate Lane
7th Floor
Naperville, Illinois 60563
Telephone . 630-657-6400
Facsimile . 630-718-8701

BURNSVILLE ISD 191 / GENERAL FUND

2960

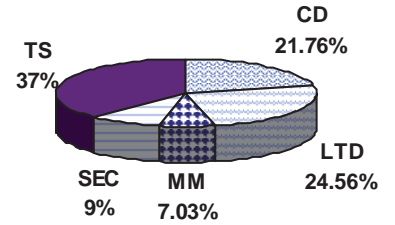
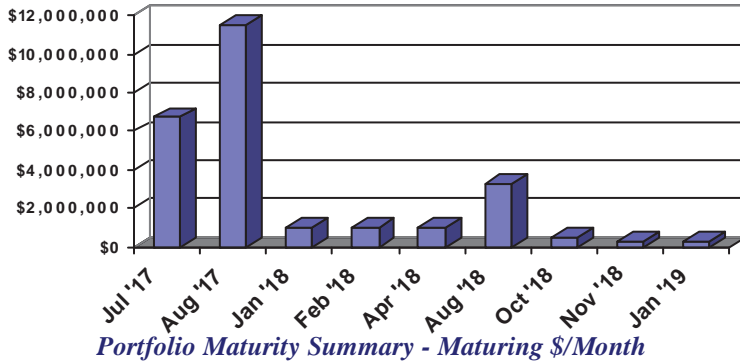
Type	Trans	SEQ	Purchase	Maturity	Instrument	Par-Val/Mat. Val.	Original Cost	Rate
LTD	0	1	07/31/17	07/31/17	PMA SECURITIES SYNDICATE (PMAS)	\$6,706,700.00	\$6,706,700.00	
MM					Investment Shares Portfolio	\$1,920,394.43	\$1,920,394.43	
TS	242058	1	06/30/17	08/01/17	MN TRUST TERM SERIES	\$10,259,166.03	\$10,250,000.00	1.020
CD	230002	1	08/17/16	08/17/17	STATE BANK OF INDIA (NY)	\$249,921.25	\$248,400.00	0.612
CD	230003	1	08/17/16	08/17/17	HIGH PLAINS BANK	\$248,586.03	\$247,100.00	0.601
CD	230004	1	08/17/16	08/17/17	GRANITE COMMUNITY BANK / FIRST NB OF COLD SPRING	\$249,964.92	\$248,400.00	0.630
CD	230005	1	08/17/16	08/17/17	BANK OF SPRINGFIELD	\$248,812.53	\$247,300.00	0.612
SEC	38091	1	09/01/16	08/31/17	Safra National Bank Certificate of Deposit	\$248,000.00	\$248,000.00	0.600
CD	223724	1	05/02/16	01/26/18	PREMIER BANK	\$249,908.02	\$246,900.00	0.701
CD	223725	1	05/02/16	01/26/18	REPUBLIC BANK OF CHICAGO	\$249,902.04	\$246,900.00	0.700
CD	230000	1	08/17/16	01/26/18	CFG COMMUNITY BANK	\$249,974.65	\$247,500.00	0.693
CD	230001	1	08/17/16	01/26/18	BANK OF THE OZARKS	\$249,895.85	\$247,600.00	0.649
CD	229998	1	08/17/16	02/09/18	EAST BOSTON SAVINGS BANK	\$249,945.22	\$247,200.00	0.749
CD	229999	1	08/17/16	02/09/18	CAPITAL BANK NA	\$249,966.87	\$247,400.00	0.700
CD	229997	1	08/17/16	02/20/18	TBK BANK, SSB / THE NATIONAL BANK	\$247,169.61	\$244,400.00	0.749
SEC	38090	1	08/31/16	02/28/18	Independence Bank Of Kentucky Certificate of Deposit	\$249,000.00	\$249,000.00	0.701
CD	232867	1	10/18/16	04/18/18	US METRO BANK	\$249,977.02	\$247,200.00	0.750
CD	232868	1	10/18/16	04/18/18	EAGLEBANK / VIRGINIA HERITAGE BANK	\$249,977.43	\$247,200.00	0.750
SEC	38699	1	10/26/16	04/26/18	Capital One, National Association Certificate of Deposit	\$248,000.00	\$248,000.00	0.985
SEC	38701	1	10/28/16	04/27/18	Synovus Bank Certificate of Deposit	\$248,000.00	\$248,000.00	0.818
CD	229994	1	08/17/16	08/17/18	PACIFIC WESTERN BANK	\$249,849.36	\$244,900.00	1.011
CD	229995	1	08/17/16	08/17/18	FARMERS & MERCHANTS UNION BANK	\$249,879.07	\$245,500.00	0.892
CD	229996	1	08/17/16	08/17/18	INDEPENDENCE BANK- MT	\$249,957.57	\$246,300.00	0.743
CD	230012	1	08/18/16	08/21/18	SOLARITY CREDIT UNION	\$1,521,540.91	\$1,500,000.00	0.720
SEC	38088	1	08/24/16	08/24/18	Yadkin Bank Certificate of Deposit	\$249,000.00	\$249,000.00	0.738
SEC	38086	1	08/25/16	08/27/18	Bankunited, NA Certificate of Deposit	\$248,000.00	\$248,000.00	0.851
SEC	38087	1	08/31/16	08/31/18	Wells Fargo Bank, NA - Sd Certificate of Deposit	\$249,000.00	\$249,000.00	0.951
SEC	38089	1	08/31/16	08/31/18	Guaranty Bank And Trust Company Certificate of Deposit	\$249,000.00	\$249,000.00	0.751
CD	232865	1	10/18/16	10/25/18	ACB BANK	\$249,961.39	\$245,500.00	0.900
CD	232866	1	10/18/16	10/25/18	FREEMPORT STATE BANK	\$249,979.96	\$245,800.00	0.842
SEC	39527	1	05/10/17	11/13/18	American Express Centurion Bank Certificate of Deposit	\$248,000.00	\$248,000.00	1.435
SEC	39192	1	01/31/17	01/31/19	BMW Bank Of North America Certificate of Deposit	\$248,000.00	\$248,000.00	1.417

Type	Trans	SEQ	Purchase	Maturity	Instrument	Par-Val/Mat. Val.	Original Cost	Rate
<i>Note: Weighted Yield & Weighted Average Portfolio Maturity are calculated only on the CD, CP, & SEC desk.</i>						Total Amount -->	\$27,385,430.16	\$27,302,594.43

Time and Dollar Weighted Portfolio Yield: 0.854 %

Weighted Average Portfolio Maturity: 87.85 Days

MM: 7.03%
CD's: 21.76%
CP: 0.00%
SEC: 9.10%



Portfolio Allocation by Transaction Type



Total Portfolio Report CAR

As of: 07/31/17

PMA Financial Network, Inc.

2135 CityGate Lane
7th Floor
Naperville, Illinois 60563
Telephone . 630-657-6400
Facsimile . 630-718-8701

BURNSVILLE ISD 191 / 2009 OPEB TRUST

3596

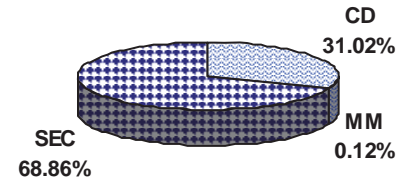
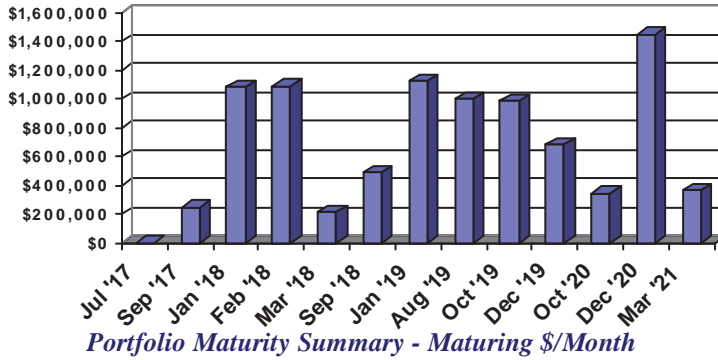
Type	Trans	SEQ	Purchase	Maturity	Instrument	Par-Val/Mat. Val.	Original Cost	Rate
MM					Investment Shares Portfolio	\$11,064.78	\$11,064.78	
SEC	30736	1	09/25/13	09/25/17	Cit Bank Certificate of Deposit	\$247,000.00	\$247,000.00	1.508
CD	205079	1	01/08/15	01/08/18	FIRST FREEDOM BANK	\$164,252.21	\$159,400.00	1.012
CD	205080	1	01/08/15	01/08/18	TRUSTONE FINANCIAL FEDERAL CREDIT UNION	\$249,684.73	\$241,600.00	1.111
CD	205081	1	01/08/15	01/08/18	HIBERNIA BANK	\$207,054.62	\$201,000.00	1.003
CD	192888	1	01/13/14	01/16/18	INDUSTRIAL & COMMERCIAL BANK OF CHINA	\$210,686.40	\$200,000.00	1.332
SEC	33742	1	01/14/15	01/16/18	Goldman Sachs Bank USA Certificate of Deposit	\$248,000.00	\$248,000.00	1.404
CD	205817	1	02/03/15	02/05/18	ADIRONDACK BANK	\$240,475.35	\$234,000.00	0.921
CD	205818	1	02/03/15	02/05/18	FIRST NB OF MCGREGOR	\$102,681.43	\$100,000.00	0.891
CD	205819	1	02/03/15	02/05/18	FIRST NATIONAL BANK	\$249,815.96	\$243,000.00	0.932
SEC	33857	1	02/05/15	02/05/18	Ally Bank Certificate of Deposit	\$248,000.00	\$248,000.00	1.154
CD	182782	1	02/15/13	02/15/18	PLAINS COMMERCE BANK	\$249,902.70	\$236,400.00	1.142
CD	208034	1	03/24/15	03/26/18	PEAPACK-GLADSTONE BANK	\$208,860.51	\$203,000.00	0.960
SEC	30731	1	09/25/13	09/25/18	Discover Bank Certificate of Deposit	\$247,000.00	\$247,000.00	2.013
SEC	30738	1	09/25/13	09/25/18	Compass Bank Certificate of Deposit	\$247,000.00	\$247,000.00	1.962
CD	192886	1	01/13/14	01/14/19	M.Y. SAFRA BANK	\$248,142.42	\$228,500.00	1.717
CD	192887	1	01/13/14	01/14/19	STEARNS BANK NA (N)	\$248,500.88	\$230,700.00	1.542
SEC	28287	1	10/09/12	01/15/19	Lakewood Township NJ Ref	\$630,000.00	\$630,000.00	1.580
SEC	28397	1	11/15/12	08/15/19	DENTON TX INDEP SCH DIST TXBL -REF - SER C	\$1,000,000.00	\$1,000,000.00	1.520
CD	232809	1	10/14/16	10/15/19	GBC INTERNATIONAL BANK	\$249,730.21	\$241,800.00	1.092
CD	232810	1	10/14/16	10/15/19	LUANA SAVINGS BANK	\$237,251.62	\$230,000.00	1.050
CD	232811	1	10/14/16	10/15/19	CITIZENS STATE BANK OF LA CROSSE	\$106,113.69	\$103,200.00	0.940
SEC	28316	1	10/15/12	10/15/19	ABERDEEN TWP NJ REF	\$390,000.00	\$390,000.00	1.570
SEC	28317	1	10/16/12	12/01/19	FAIRFIELD & UNION OH LOCAL SCH DIST	\$330,000.00	\$294,162.00	1.620
SEC	28355	1	10/19/12	12/01/19	COOK CNTY IL HIGH SCH DIST #205 THORNTON TWP	\$350,000.00	\$350,000.00	1.939
SEC	38171	1	09/02/16	10/01/20	City of New York NY	\$345,000.00	\$345,000.00	1.300
SEC	40118	1	07/31/17	12/15/20	Kane County Forest Preserve District	\$1,450,000.00	\$1,450,000.00	1.670
SEC	38170	1	09/02/16	03/01/21	City of Rochester NH	\$365,000.00	\$365,000.00	1.340

Type	Trans	SEQ	Purchase	Maturity	Instrument	Par-Val/Mat. Val.	Original Cost	Rate
Note: Weighted Yield & Weighted Average Portfolio Maturity are calculated only on the CD, CP, & SEC desk.						Total Amount -->	\$9,081,217.51	\$8,924,826.78

Time and Dollar Weighted Portfolio Yield: 1.520 %

Weighted Average Portfolio Maturity: 668.16 Days

MM: 0.12%
CD's: 31.96%
CP: 0.00%
SEC: 67.91%



Portfolio Allocation by Transaction Type



Total Portfolio Report CAR

As of: 07/31/17

PMA Financial Network, Inc.

2135 CityGate Lane

7th Floor

Naperville, Illinois 60563

Telephone . 630-657-6400

Facsimile . 630-718-8701

BURNSVILLE ISD 191 / 2015A BONDS

5762

Type	Trans	SEQ	Purchase	Maturity	Instrument	Par-Val/Mat. Val.	Original Cost	Rate
MM					Investment Shares Portfolio	\$524,572.91	\$524,572.91	
TS	242059	1	06/30/17	08/01/17	MN TRUST TERM SERIES	\$4,253,800.56	\$4,250,000.00	1.020
TS	242637	1	07/13/17	08/14/17	MN TRUST TERM SERIES	\$500,447.13	\$500,000.00	1.020
Total Amount -->						\$5,278,820.60	\$5,274,572.91	

Note: Weighted Yield & Weighted Average Portfolio Maturity are calculated only on the CD, CP, & SEC desk.

Time and Dollar Weighted Portfolio Yield: 1.020 %

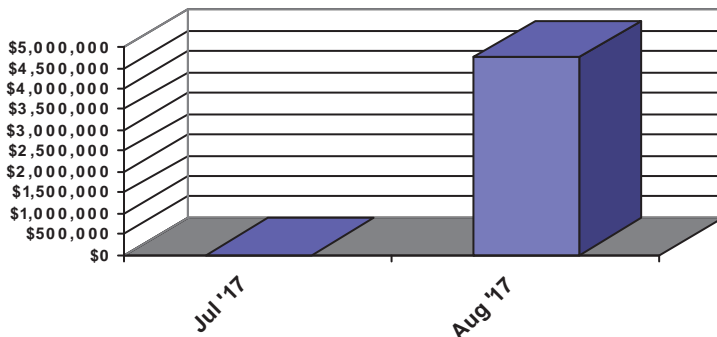
Weighted Average Portfolio Maturity: 2.13 Days

MM: 9.95%

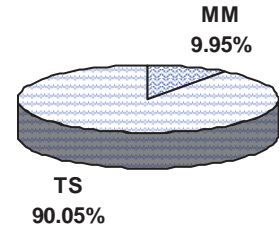
CD's: 0.00%

CP: 0.00%

SEC: 0.00%



Portfolio Maturity Summary - Maturing \$/Month



Portfolio Allocation by Transaction Type



Total Portfolio Report CAR

As of: 07/31/17

PMA Financial Network, Inc.

2135 CityGate Lane
7th Floor
Naperville, Illinois 60563
Telephone . 630-657-6400
Facsimile . 630-718-8701

BURNSVILLE ISD 191 / 2012A ALT FACILITY

5070

Type	Trans	SEQ	Purchase	Maturity	Instrument	Par-Val/Mat. Val.	Original Cost	Rate
SDA					Savings Deposit Account - ASSOCIATED BANK, NA	\$266,889.89	\$266,889.89	

Note: Weighted Yield & Weighted Average Portfolio Maturity are calculated only on the CD, CP, & SEC desk.

Total Amount --> \$266,889.89 \$266,889.89

Time and Dollar Weighted Portfolio Yield: 0.930 %

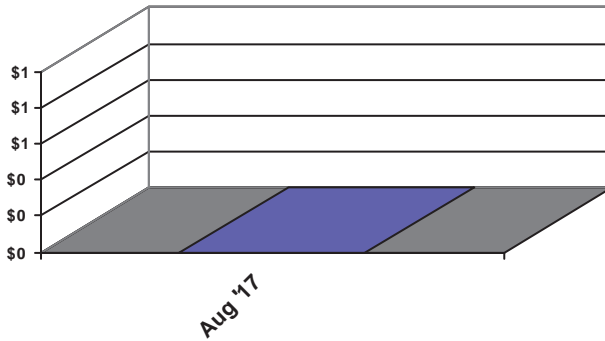
Weighted Average Portfolio Maturity: 1.00 Days

MM: 100.00%

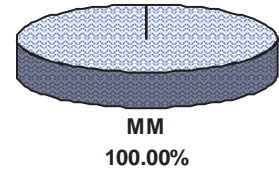
CD's: 0.00%

CP: 0.00%

SEC: 0.00%



Portfolio Maturity Summary - Maturing \$/Month



Portfolio Allocation by Transaction Type

July 2017

Wire Transfers

Date	From	To	Amount	For
070317	MSDLAF	Internal Revenue Service	1,155,407.24	6/30/17 Payroll - Federal Taxes
070317	MSDLAF	State of Minnesota	196,141.27	6/30/17 Payroll - State Taxes
070317	MSDLAF	State of Minnesota	2,157.00	6/30/17 Payroll - Child Support
070317	MSDLAF	Preferred One	297,870.64	Health Insurance
070517	Dakota Count	MSDLAF	2,078,126.25	Dakota County Taxes
070617	MSDLAF	Delta Dental	17,916.47	Dental Insurance
070617	MSDLAF	PERA	1,263.14	6/30/17 Payroll - PERA
070616	MSDLAF	State of Minnesota	124,200.00	June 30th Payroll - Retiree
070717	MSDLAF	Corporate Health	4,759.25	Medical Claims
070717	MSDLAF	Corporate Health	7,473.16	Flex Claims
071017	MSDLAF	Preferred One	394,845.87	Health Insurance
071217	MSDLAF	Delta Dental	24,365.51	Dental Insurance
071317	State of Minnesota	MSDLAF	118,732.41	MN State - MMB
071317	MSDLAF	US Bank	300,000.00	US Bank P-Card prefunding wire
071317	MSDLAF	PERA	123,228.95	6/30/17 Payroll - PERA
071317	MSDLAF	TRA	504,123.84	6/30/17 Payroll - TRA
071417	MSDLAF	Corporate Health	14,698.46	Medical Claims
071417	MSDLAF	Corporate Health	12,261.59	Flex Claims
071417	Dakota Count	MSDLAF	750.00	Dakota County Taxes
071417	State of Minnesota	MSDLAF	2,077.69	MN State - MMB
071717	MSDLAF	People's Bank	195,339.27	7/15/17 Payroll - TSA Wire
071717	MSDLAF	Internal Revenue Service	738,995.55	7/15/17 Payroll - Federal Taxes
071717	MSDLAF	State of Minnesota	121,171.67	7/15/17 Payroll - State Taxes
071717	MSDLAF	Preferred One	518,161.07	Health Insurance
071817	MSDLAF	State of Minnesota	2,157.00	7/15/17 Payroll - Child Support
071917	MSDLAF	Delta Dental	30,095.96	Dental Insurance
072017	State of Minnesota	MSDLAF	234,528.25	MN State - MMB
072117	MSDLAF	Healthy Savings	2,871.24	Healthy Savings Program
072117	MSDLAF	Corporate Health	4,501.52	Medical Claims
072117	MSDLAF	Corporate Health	3,635.13	Flex Claims
072417	MSDLAF	Preferred One	253,605.17	Health Insurance

July 2017

Wire Transfers

Date	From	To	Amount	For
072517	MSDLAF	PERA	112,947.75	7/15/17 Payroll - PERA
072517	MSDLAF	TRA	330,160.44	7/15/17 Payroll - TRA
072617	MSDLAF	Delta Dental	19,849.81	Dental Insurance
072717	State of Minnesota	MSDLAF	65,518.32	MN State - MMB
072717	MSDLAF	PERA	3,055.56	7/15/17 Payroll - PERA
072817	State of Minnesota	MSDLAF	81.44	MN State - MMB
072817	MSDLAF	Corporate Health	17,905.31	Medical Claims
072817	MSDLAF	Corporate Health	9,011.34	Flex Claims
073117	MSDLAF	People's Bank	182,480.18	7/31/17 Payroll - TSA Wire
073117	MSDLAF	Preferred One	381,213.75	Health Insurance

Check Register Report

Bank Number	Check Number	Check Status	Check Amount	Check Date	Vendor Number	Vendor Address Number	Vendor Name
1	1018403		\$412.50	Jul 19, 2017	88888	6842	CHALLGREN, MARGARET TEN BROEK
1	1018404		\$24.50	Jul 19, 2017	88888	6956	ASHLEY, MARY K
1	1018405		\$6.32	Jul 19, 2017	88888	18691	GULDEN, JANET
1	1018406		\$500.00	Jul 19, 2017	88888	18896	BARDWELL, JACK F
1	1018407		\$165.21	Jul 19, 2017	88888	4356	SIMON, GLENN D.
1	1018408		\$12.31	Jul 19, 2017	88888	9223	REIHER, PAM
1	1018409		\$29.96	Jul 19, 2017	88888	10543	WURDEMAN, SCOTT
1	1018410		\$63.15	Jul 19, 2017	88888	10890	RETHLAKE-HOMOLKA, PAM
1	1018411		\$99.00	Jul 19, 2017	88888	11689	TUSA, ANGELA M
1	1018412		\$306.00	Jul 19, 2017	88888	11689	TUSA, ANGELA M
1	1018413		\$19.00	Jul 19, 2017	88888	14811	THURBER, LAURIE
1	1018414		\$57.87	Jul 19, 2017	88888	16491	VITALI, ALICIA F
1	1018415		\$13.43	Jul 19, 2017	88888	17542	SMITH, JACQUELINE J
1	1018416	Void	\$2,000.00	Jul 19, 2017	88888	18550	PAJUNEN, HALEY A
1	1018417		\$9.31	Jul 26, 2017	88888	14147	KLINNERT, ELIZABETH
1	1018418		\$92.28	Jul 26, 2017	88888	18882	AMMERMAN, ELISABETH A
1	1018419		\$11.00	Jul 27, 2017	88888	7805	CHEREP, NANCY M
1	1018420		\$132.09	Jul 27, 2017	88888	14006	GRIFFIN, LYNDISAY K
1	1018421		\$332.28	Jul 27, 2017	88888	17175	FUNSTON, KATHY L
1	1018422		\$400.00	Jul 27, 2017	88888	18043	AMOROSO, CYNTHIA
1	1018423		\$200.00	Jul 27, 2017	88888	18391	JOHNSON, DOUGLAS A
1	1018424		\$109.66	Jul 26, 2017	88888	18612	MALLINGER, MELINDA
1	1018425		\$200.00	Jul 27, 2017	88888	16166	RIDER, LISA K
1	1018426		\$27.29	Jul 27, 2017	88888	16501	NESS, KAREN M
1	1018427		\$200.00	Jul 27, 2017	88888	17487	SOVINE, STACEY
1	1018428		\$200.00	Jul 27,	88888	18215	WATKINS, DAVID

Check Register Report

Bank Number	Check Number	Check Status	Check Amount	Check Date	Vendor Number	Vendor Address Number	Vendor Name
				2017			
1	1018429		\$90.40	Jul 27, 2017	88888	18404	POPE, ROBERT J
1	1018430		\$166.72	Jul 27, 2017	88888	18612	MALLINGER, MELINDA
1	1018431		\$200.00	Jul 27, 2017	88888	19154	PIKAL, ROBIN
1	1018432		\$100.69	Aug 2, 2017	88888	9267	HOLDEN, MATTHEW J
1	1018433		\$24.61	Aug 3, 2017	88888	12806	CORBAY, STEPHANIE A
1	1018434		\$109.04	Aug 3, 2017	88888	14479	KIBLER, JEANNE
1	1018435		\$199.00	Aug 3, 2017	88888	14970	DEUTSCH, MATTHEW R
1	1018436		\$231.90	Aug 3, 2017	88888	15691	KING, LAURIE J
1	1018437		\$43.34	Aug 3, 2017	88888	17772	ADEDEJI, OLUWATONI
1	1018438		\$496.00	Aug 2, 2017	88888	18349	MOREN, KIMBERLY J
1	1018439		\$9.63	Aug 3, 2017	88888	11739	PARISEAU, MARCIA L
1	1018440		\$662.20	Aug 3, 2017	88888	13381	NESVIG, ERIKA
1	1018441		\$27.81	Aug 3, 2017	88888	18424	WELKE, JASON E
1	1018442		\$7.70	Aug 3, 2017	88888	18634	SEAMEN, MICHELLE A
1	1018443		\$4.33	Aug 3, 2017	88888	18677	MCLAUGHLIN, ALEXANDRA M
1	1018444		\$7.70	Aug 3, 2017	88888	18918	SMIDT, HOLLY B
1	1018445		\$70.78	Aug 3, 2017	88888	19130	WHITE, STEPHANIE C
1	1018446		\$29.43	Aug 3, 2017	88888	19169	STRUCK, JULIE
1	1018447		\$108.40	Aug 9, 2017	88888	6482	DAHLER, ELOISE J
1	1018448		\$58.83	Aug 9, 2017	88888	15021	DALY, JULIE
1	1018449		\$42.53	Aug 10, 2017	88888	7490	LEAKE, DONALD L
1	1018450		\$372.34	Aug 10, 2017	88888	11910	HREHA, KYLE J
1	1018451		\$20.33	Aug 10, 2017	88888	16566	ALVARADO, ANGEL
1	1018452		\$50.56	Aug 10, 2017	88888	17175	FUNSTON, KATHY L
1	1018453		\$28.36	Aug 10, 2017	88888	18691	GULDEN, JANET

Check Register Report

Bank Number	Check Number	Check Status	Check Amount	Check Date	Vendor Number	Vendor Address Number	Vendor Name
1	1018454		\$334.75	Aug 10, 2017	88888	18845	BUBANK, AYLEEN K
1	1018455		\$163.92	Aug 9, 2017	88888	5573	WEILER, ROBERT M
1	1018456		\$69.76	Aug 9, 2017	88888	16345	WALCZAK, CHERYL M
1	1018457		\$116.84	Aug 10, 2017	88888	4356	SIMON, GLENN D.
1	1018458		\$99.91	Aug 10, 2017	88888	6968	SODERHOLM, WM ERIC
1	1018459		\$14.18	Aug 10, 2017	88888	15133	MOBERG, CARLENE
1	1018460		\$22.42	Aug 10, 2017	88888	15179	WENDORF, ERIC S
1	1018461		\$15.14	Aug 10, 2017	88888	16345	WALCZAK, CHERYL M
1	1018462		\$29.32	Aug 10, 2017	88888	18144	MILINOVICH, TRACY
1	1018463		\$805.82	Aug 10, 2017	88888	18334	SHANLEY, SARAH J
1	1018464		\$61.79	Aug 10, 2017	88888	19082	OSMAN, AKRAM
Check Count	62	Grand Total	\$10,519.64				

Check Register Report

Bank Number	Check Number	Check Status	Check Amount	Check Date	Vendor Number	Vendor Address Number	Vendor Name
4	453848	Clear	\$13,512.00	Jul 18, 2017	28136	1	AIRWATCH, LLC
4	453849	Clear	\$4,950.00	Jul 18, 2017	28649	0	ARVIG
4	453850	Clear	\$11,337.00	Jul 18, 2017	00281	0	ASSOCIATION OF METROPOLITAN SCHOOL DIST
4	453851	Clear	\$200.00	Jul 18, 2017	08957	1	BURNSVILLE ROTARY BREAKFAST
4	453852	Clear	\$1,242.00	Jul 18, 2017	28604	0	DIRSEC, INC.
4	453853	Clear	\$232.77	Jul 18, 2017	28875	1	DLT SOLUTIONS, LLC
4	453854	Clear	\$4,125.00	Jul 18, 2017	28519	0	EARTHEND
4	453855	Clear	\$5,700.00	Jul 18, 2017	01078	0	ELECTRO WATCHMAN, INC.
4	453856	Clear	\$55.00	Jul 18, 2017	02995	0	FAST SIGNS
4	453857	Clear	\$122.00	Jul 18, 2017	27604	0	GREAT LAKES HIGHER EDUCATION CORPORATION
4	453858	Clear	\$100.00	Jul 18, 2017	24154	0	HEALTH COUNSELING SERVICES
4	453859	Clear	\$1,148.00	Jul 18, 2017	09181	1	MN ADMINISTRATOR FOR SPECIAL EDUCATION (MASE)
4	453860	Clear	\$293.00	Jul 18, 2017	09181	0	MN ASSOC OF SCHOOL ADMINISTRATORS (MASA)
4	453861	Clear	\$255.00	Jul 18, 2017	28277	0	ROBERT J. BRUNO, LTD
4	453862	Clear	\$664.00	Jul 18, 2017	26552	3	SCHOOL NUTRITION ASSOCIATION
4	453863	Clear	\$550.00	Jul 18, 2017	28821	0	THE ZINGHOPPERS GROUP, LLC
4	453864	Clear	\$27.93	Jul 18, 2017	04172	0	UNITED PARCEL SERVICE
4	453865	Clear	\$112.00	Jul 18, 2017	02813	7	US DEPARTMENT OF EDUCATION
4	453866	Clear	\$90.00	Jul 18, 2017	23463	18	US DEPT OF TREASURY
4	453867	Clear	\$6,858.79	Jul 18, 2017	04417	1	US FOODS INC
4	453868	Clear	\$300.00	Jul 20, 2017	00014	1366	ABATE, ELIZABETH OR DESTA, DANIEL
4	453869	Clear	\$300.00	Jul 20, 2017	00014	1204	AMIOT, MIKE
4	453870	Clear	\$250.00	Jul 20, 2017	00014	1453	ANDERSON, CHAD
4	453871		\$300.00	Jul 20, 2017	00014	2291	ARACHTINGI, MICHAEL
4	453872		\$145.04	Jul 20, 2017	00014	1472	AYMOND, JEFF
4	453873		\$300.00	Jul 20,	00014	1413	BALMER, KAREN

Check Register Report

Bank Number	Check Number	Check Status	Check Amount	Check Date	Vendor Number	Vendor Address Number	Vendor Name
				2017			
4	453874	Clear	\$250.00	Jul 20, 2017	00014	1038	BARROTT, NAOMI
4	453875		\$290.40	Jul 20, 2017	00014	1146	BEAN, MARY
4	453876	Clear	\$250.00	Jul 20, 2017	00014	1473	BECKER, DOUGLAS
4	453877		\$250.00	Jul 20, 2017	00014	1350	BERGERSON, COLLEEN
4	453878		\$300.00	Jul 20, 2017	00014	1414	BITTNER, BARBARA
4	453879	Clear	\$300.00	Jul 20, 2017	00014	1043	BITTNER, JIM
4	453880		\$300.00	Jul 20, 2017	00014	1379	BLOBAUM, JULIE
4	453881	Clear	\$250.00	Jul 20, 2017	00014	1298	BRAUN, KATHRYN
4	453882	Clear	\$250.00	Jul 20, 2017	00014	1046	BRICKWEG, CHRISTINE
4	453883		\$250.00	Jul 20, 2017	00014	2264	BRUNER, CONNIE
4	453884	Clear	\$300.00	Jul 20, 2017	00014	1171	CALCUTT, SANDRA
4	453885	Clear	\$300.00	Jul 20, 2017	00014	2266	CAO, PHONG
4	453886	Clear	\$300.00	Jul 20, 2017	00014	1394	CARLSON, DOUG
4	453887	Clear	\$300.00	Jul 20, 2017	00014	1295	CARTER, MARCELLE
4	453888	Clear	\$300.00	Jul 20, 2017	00014	1393	CIMINO, DANA
4	453889	Clear	\$250.00	Jul 20, 2017	00014	1293	CUNDIFF, GRETCHEN
4	453890	Clear	\$250.00	Jul 20, 2017	00014	1452	DAHLIN, ROBERT
4	453891	Clear	\$250.00	Jul 20, 2017	00014	2105	DEPIES, KIMBERLY
4	453892	Clear	\$250.00	Jul 20, 2017	00014	1417	ELFERING, JEAN
4	453893		\$250.00	Jul 20, 2017	00014	1474	ERICKSON, MONICA
4	453894	Clear	\$250.00	Jul 20, 2017	00014	1161	FARMER, SUSAN
4	453895		\$250.00	Jul 20, 2017	00014	1258	FEDOCK, LAURA
4	453896	Clear	\$300.00	Jul 20, 2017	00014	1244	FIELDS, KARI
4	453897	Clear	\$300.00	Jul 20, 2017	00014	1144	FRAZIER, WENDY
4	453898		\$250.00	Jul 20, 2017	00014	1449	GOCHEZ, SILVIA

Check Register Report

Bank Number	Check Number	Check Status	Check Amount	Check Date	Vendor Number	Vendor Address Number	Vendor Name
4	453899		\$250.00	Jul 20, 2017	00014	1471	GODFREY, ELIZABETH
4	453900	Clear	\$300.00	Jul 20, 2017	00014	1320	GOMEZ, THERESA
4	453901	Clear	\$300.00	Jul 20, 2017	00014	1470	GORDON, PETER
4	453902		\$250.00	Jul 20, 2017	00014	2174	HAACK, STEVEN
4	453903	Void	\$250.00	Jul 20, 2017	00014	1361	HAEG, LYNETTE
4	453904	Clear	\$250.00	Jul 20, 2017	00014	2175	HAGENS, CYNTHIA
4	453905		\$250.00	Jul 20, 2017	00014	1382	HANK, SHERI
4	453906	Clear	\$300.00	Jul 20, 2017	00014	1448	HANSEN, RACHEL
4	453907		\$250.00	Jul 20, 2017	00014	1447	HAROLDSON, CHRISTIE
4	453908	Clear	\$250.00	Jul 20, 2017	00014	1469	HARRIS, REBECCA
4	453909	Clear	\$250.00	Jul 20, 2017	00014	1446	HELM, GARY
4	453910	Clear	\$300.00	Jul 20, 2017	00014	1445	HERRERA, MARGARET
4	453911	Clear	\$300.00	Jul 20, 2017	00014	1285	HOEL, RICHARD
4	453912		\$300.00	Jul 20, 2017	00014	1284	HOEPPNER, CURT
4	453913		\$199.80	Jul 20, 2017	00014	1389	JOHNSON, BRYAN
4	453914	Clear	\$250.00	Jul 20, 2017	00014	1282	JOHNSON, KRISTIN
4	453915		\$250.00	Jul 20, 2017	00014	1420	JOHNSON, LYNDSEY
4	453916	Clear	\$250.00	Jul 20, 2017	00014	1467	JOHNSON, WILLIAM OR GAIL
4	453917	Clear	\$250.00	Jul 20, 2017	00014	1466	KEENEY, BOB
4	453918		\$193.88	Jul 20, 2017	00014	1468	KILBER, KRISTINE
4	453919	Clear	\$300.00	Jul 20, 2017	00014	1465	KIMINSKI, ERIN
4	453920	Clear	\$300.00	Jul 20, 2017	00014	1464	KING, AMY
4	453921		\$300.00	Jul 20, 2017	00014	1148	KIRATLI, REMZI
4	453922	Clear	\$300.00	Jul 20, 2017	00014	2302	KLOCHAN, LYUDMILA
4	453923	Clear	\$300.00	Jul 20, 2017	00014	2282	KOCH, TED OR LIZ
4	453924		\$300.00	Jul 20,	00014	1422	KOCON, MELANIE

Check Register Report

Bank Number	Check Number	Check Status	Check Amount	Check Date	Vendor Number	Vendor Address Number	Vendor Name
				2017			
4	453925	Clear	\$250.00	Jul 20, 2017	00014	1444	KRAMAREVSKY, NATALIA
4	453926		\$250.00	Jul 20, 2017	00014	2033	KUPLIC, THERESA
4	453927	Clear	\$250.00	Jul 20, 2017	00014	1423	LARSEN, ASHLEY
4	453928	Clear	\$300.00	Jul 20, 2017	00014	1200	LAXEN, RUTHANNE
4	453929		\$250.00	Jul 20, 2017	00014	1463	LEHNHERR, CHERYL
4	453930	Clear	\$250.00	Jul 20, 2017	00014	2285	LEVOIR, PATRICK
4	453931		\$250.00	Jul 20, 2017	00014	2042	LODOEN, JAMES & TERESA
4	453932	Clear	\$300.00	Jul 20, 2017	00014	1252	LONG, ROSLYNN
4	453933	Clear	\$300.00	Jul 20, 2017	00014	2310	MASLOW, KATHY
4	453934	Clear	\$300.00	Jul 20, 2017	00014	1410	MAYER, PAMELA
4	453935	Clear	\$250.00	Jul 20, 2017	00014	1424	MCDOWALL, DANIEL
4	453936	Clear	\$300.00	Jul 20, 2017	00014	1425	MELENDEZ HAGLUND, WANDA
4	453937		\$250.00	Jul 20, 2017	00014	2241	MIXTER, JODY
4	453938		\$250.00	Jul 20, 2017	00014	1454	MRS THAVOUSAK PAYAO
4	453939		\$250.00	Jul 20, 2017	00014	1455	NGUYEN, THAO
4	453940	Clear	\$300.00	Jul 20, 2017	00014	1399	NICKLAUS, ANN OR STEVE
4	453941	Clear	\$300.00	Jul 20, 2017	00014	1612	NICKLAUS, ANNE OR ALAN
4	453942	Clear	\$250.00	Jul 20, 2017	00014	1435	NOONAN, SARA
4	453943		\$250.00	Jul 20, 2017	00014	1400	O'KEEFE, PAULA
4	453944	Clear	\$250.00	Jul 20, 2017	00014	1436	OACHS, MARISSA
4	453945		\$133.20	Jul 20, 2017	00014	65	PINTOZZI, ROBIN
4	453946		\$300.00	Jul 20, 2017	00014	325	PLUNTZ, RICHARD
4	453947	Clear	\$250.00	Jul 20, 2017	00014	2144	PODEWILS, SHANNON
4	453948		\$250.00	Jul 20, 2017	00014	2214	POPOVICH, SUE
4	453949	Clear	\$250.00	Jul 20, 2017	00014	1427	PORNSCHLOEGL, ROMELLE

Check Register Report

Bank Number	Check Number	Check Status	Check Amount	Check Date	Vendor Number	Vendor Address Number	Vendor Name
4	453950	Clear	\$300.00	Jul 20, 2017	00014	1402	REBNEY, LISABETH
4	453951	Clear	\$300.00	Jul 20, 2017	00014	908	REINHARDT, JAMES
4	453952		\$250.00	Jul 20, 2017	00014	2248	REITER, VALERIE
4	453953	Clear	\$250.00	Jul 20, 2017	00014	1309	RETZLAFF, ROBERTA
4	453954	Clear	\$274.56	Jul 20, 2017	00014	1456	RIVERA, BERNARDO
4	453955		\$300.00	Jul 20, 2017	00014	1372	ROOT, AMY
4	453956	Clear	\$250.00	Jul 20, 2017	00000	8733	ROSCOE, NANCY
4	453957		\$300.00	Jul 20, 2017	00014	1458	SALAZAR, CANDY
4	453958	Clear	\$250.00	Jul 20, 2017	00014	1459	SAMUELSON, NATE AND LEAH
4	453959		\$300.00	Jul 20, 2017	00014	1312	SCHAEFER, SIMON
4	453960		\$250.00	Jul 20, 2017	00014	1457	SCHMIDT, PENNY
4	453961		\$300.00	Jul 20, 2017	00014	1405	STORM, DANIELLE
4	453962	Clear	\$300.00	Jul 20, 2017	00014	738	SWANSON, CHRIS
4	453963	Clear	\$250.00	Jul 20, 2017	00014	1460	TANQUIST, KRISTY
4	453964	Clear	\$250.00	Jul 20, 2017	00014	2325	TEW, MELISSA
4	453965		\$250.00	Jul 20, 2017	00014	1461	THOMPSON, LUANNE
4	453966	Clear	\$300.00	Jul 20, 2017	00014	2255	THUROW, JOSHUA OR HEATHER
4	453967		\$300.00	Jul 20, 2017	00014	1439	TRELLES-SUPO, ANNYB
4	453968	Clear	\$250.00	Jul 20, 2017	00014	2331	VALLIN, KURT
4	453969	Clear	\$250.00	Jul 20, 2017	00016	3175	VANDERWERF, JOAN
4	453970	Clear	\$300.00	Jul 20, 2017	00014	1433	VOGEL, OKSANA
4	453971	Clear	\$300.00	Jul 20, 2017	00014	1407	VOXLAND, WILLIAM
4	453972		\$300.00	Jul 20, 2017	00014	1314	WEAVER, KALLIE & MICHAEL
4	453973		\$250.00	Jul 20, 2017	00014	1434	WELSCH, TONI
4	453974		\$300.00	Jul 20, 2017	00014	1408	WHITE, ALISON
4	453975	Clear	\$250.00	Jul 20,	00014	1275	WHITTENBURG, DAWN

Check Register Report

Bank Number	Check Number	Check Status	Check Amount	Check Date	Vendor Number	Vendor Address Number	Vendor Name
				2017			
4	453976		\$199.80	Jul 20, 2017	00014	1315	WILCOCKSON, HELMA
4	453977		\$250.00	Jul 20, 2017	00014	1462	WILGENBUSCH, IIKA
4	453978		\$250.00	Jul 20, 2017	00014	997	WINTER, CAMILA
4	453979		\$300.00	Jul 20, 2017	00014	2132	ZIEGLER, BRAD
4	453980	Clear	\$3,778.66	Jul 21, 2017	28551	0	ADVANCED IMAGING SOLUTIONS
4	453981	Clear	\$10,064.85	Jul 21, 2017	28551	1	ADVANCED IMAGING SOLUTIONS
4	453982		\$24.20	Jul 21, 2017	06215	0	AIRPORT TAXI, INC.
4	453983	Clear	\$249.49	Jul 21, 2017	00386	1	BARNES & NOBLE, INC.
4	453984		\$345.00	Jul 21, 2017	29504	0	BECOME WELLNESS LLC
4	453985	Clear	\$23,972.86	Jul 21, 2017	29306	0	C.G.T. LIMITED
4	453986	Clear	\$2,000.00	Jul 21, 2017	29000	0	CAPTIVATE MEDIA + CONSULTING
4	453987	Clear	\$5,382.03	Jul 21, 2017	06231	0	CONSOLIDATED COMMUNICATIONS
4	453988	Clear	\$1,709.18	Jul 21, 2017	23509	0	COOL AIR MECHANICAL, INC.
4	453989	Clear	\$242.50	Jul 21, 2017	00502	0	CORNERSTONE COPY CENTER
4	453990	Clear	\$37.89	Jul 21, 2017	00809	0	DAKOTA ELECTRIC ASSOCIATION
4	453991	Clear	\$220.00	Jul 21, 2017	27732	0	DIALOG ONE LLC
4	453992	Clear	\$61.09	Jul 21, 2017	01463	0	FEDEX
4	453993	Clear	\$1,000.00	Jul 21, 2017	00016	3294	FEE, EMMA
4	453994		\$350.00	Jul 21, 2017	29215	0	GILES OUTDOOR SERVICES, LLC
4	453995	Clear	\$726.45	Jul 21, 2017	12870	0	HAMILTON, GARY
4	453996	Clear	\$12,000.00	Jul 21, 2017	00803	0	HENNEPIN TECHNICAL COLLEGE
4	453997	Clear	\$1,025.48	Jul 21, 2017	09046	0	HI TECH REFRIGERATION, INC
4	453998		\$1,000.00	Jul 21, 2017	00016	3297	HUME, CONNOR
4	453999	Clear	\$420.00	Jul 21, 2017	20540	0	INTELLIGERE, INC
4	454000		\$1,000.00	Jul 21, 2017	00016	3298	JOHNSON, EMILY RAE

Check Register Report

Bank Number	Check Number	Check Status	Check Amount	Check Date	Vendor Number	Vendor Address Number	Vendor Name
4	454001	Clear	\$300.00	Jul 21, 2017	00014	1281	KIRKOV, ANNA
4	454002	Clear	\$333.34	Jul 21, 2017	08999	1	MINNESOTA ELEVATOR INC
4	454003	Clear	\$503.16	Jul 21, 2017	03029	1	MINNESOTA ENERGY RESOURCES
4	454004	Clear	\$230.00	Jul 21, 2017	07914	2	MN DEPT OF LABOR AND INDUSTRY
4	454005	Clear	\$8,420.54	Jul 21, 2017	06477	0	OFFICE OF MN IT SERVICES
4	454006	Clear	\$3,000.00	Jul 21, 2017	00016	3295	ORTH, BLAKE
4	454007		\$549.24	Jul 21, 2017	03695	0	OVERHEAD DOOR COMPANY OF THE NORTHLAND
4	454008	Clear	\$120.00	Jul 21, 2017	24879	0	PEREZ, MELISSA M.
4	454009		\$52.00	Jul 21, 2017	28528	0	ROCK HARD LANDSCAPE SUPPLY
4	454010	Clear	\$1,067.30	Jul 21, 2017	23241	0	RYAN MECHANICAL, INC.
4	454011	Clear	\$17,750.49	Jul 21, 2017	23848	0	SFM
4	454012	Clear	\$281.54	Jul 21, 2017	23998	2	SUMMIT COMMERCIAL FACILITIES GROUP
4	454013		\$500.00	Jul 21, 2017	00016	3296	THEYSON, CALLIE
4	454014	Clear	\$28,907.47	Jul 21, 2017	08203	1	TIES
4	454015	Clear	\$735.97	Jul 21, 2017	04045	1	TRANE U.S. INC.
4	454016	Clear	\$750.00	Jul 21, 2017	29527	0	TURFIX LLC
4	454017	Clear	\$2,000.00	Jul 21, 2017	29498	0	UGAS, ADAM
4	454018	Clear	\$156.00	Jul 21, 2017	28298	0	US HEALTH WORKS MEDICAL GRP MN, PC
4	454019	Clear	\$21,699.69	Jul 21, 2017	02776	0	XCEL ENERGY
4	454020	Clear	\$4,260.00	Jul 22, 2017	22517	0	AMI IMAGING SYSTEMS, INC.
4	454021		\$13.20	Jul 22, 2017	00016	2275	BAISCH, COREY
4	454022	Clear	\$200.00	Jul 22, 2017	08957	1	BURNSVILLE ROTARY BREAKFAST
4	454023	Void	\$3,145.00	Jul 22, 2017	25438	0	BUSINESS EDUCATION PUBLISHING
4	454024	Clear	\$22,950.00	Jul 22, 2017	05154	1	DISCOVERY EDUCATION
4	454025		\$420.00	Jul 22, 2017	29260	0	FREIHEIT, DUSTIN
4	454026	Clear	\$50.00	Jul 22,	03622	2	GALE/CENGAGE LEARNING

Check Register Report

Bank Number	Check Number	Check Status	Check Amount	Check Date	Vendor Number	Vendor Address Number	Vendor Name
				2017			
4	454027		\$28.36	Jul 22, 2017	00016	3222	HOLLOWAY, MARIAH
4	454028		\$21.80	Jul 22, 2017	00001	1754	MANNILA, JANE
4	454029	Clear	\$18,000.00	Jul 22, 2017	02491	0	MIDWEST BAND INSTRUMENT SERV.
4	454030	Clear	\$14.55	Jul 22, 2017	00001	1755	MUESKE, STEVEN
4	454031	Clear	\$46,570.80	Jul 22, 2017	27783	1	NAVIANCE, INC.
4	454032		\$11.40	Jul 22, 2017	00000	5341	NORDGREN, JEAN
4	454033	Clear	\$37.10	Jul 22, 2017	00001	1756	NORRING, CHRISTINE
4	454034		\$10.25	Jul 22, 2017	00001	1757	RIVERA, JASON
4	454035		\$30.00	Jul 22, 2017	00001	1758	ROBINSON, LAURA
4	454036	Clear	\$12.70	Jul 22, 2017	00000	6536	SABA, DANA
4	454037	Void	\$39.00	Jul 22, 2017	26552	3	SCHOOL NUTRITION ASSOCIATION
4	454038	Clear	\$759.35	Jul 22, 2017	00001	1759	TADELE, AMARE
4	454039		\$1,653.35	Jul 22, 2017	25100	0	TOP 20 TRAINING, LLC
4	454040	Clear	\$533.43	Jul 22, 2017	04417	1	US FOODS INC
4	454041	Clear	\$45.50	Jul 22, 2017	00016	3231	VANG, BERNADETTE
4	454042	Clear	\$542.81	Jul 22, 2017	20019	0	VERNON COMPANY
4	454043	Clear	\$3,200.00	Jul 22, 2017	29156	0	WILDERNESS INQUIRY
4	454044	Clear	\$339.68	Jul 25, 2017	00016	1881	ASHPOLE, DAWN
4	454045		\$300.00	Jul 25, 2017	00673	0	BURNSVILLE, CITY OF
4	454046		\$1,903.53	Jul 25, 2017	02519	0	CENTERPOINT ENERGY
4	454047		\$152.07	Jul 25, 2017	02519	3	CENTERPOINT ENERGY SERVICES, INC.
4	454048		\$60.00	Jul 25, 2017	28260	0	CHOY, SERGIO R.
4	454049		\$2,000.00	Jul 25, 2017	00906	0	DAKOTA COUNTY TECHNICAL COLLEGE
4	454050		\$78,979.67	Jul 25, 2017	00809	0	DAKOTA ELECTRIC ASSOCIATION
4	454051		\$850.00	Jul 25, 2017	29180	0	DANGER BOAT PRODUCTIONS, LLC

Check Register Report

Bank Number	Check Number	Check Status	Check Amount	Check Date	Vendor Number	Vendor Address Number	Vendor Name
4	454052		\$120.00	Jul 25, 2017	20524	0	DEWALD, RINA C.
4	454053		\$1,110.14	Jul 25, 2017	01002	0	EAGAN, CITY OF
4	454054		\$4,248.00	Jul 25, 2017	E5682	0	FECKE, KAY L
4	454055		\$130.00	Jul 25, 2017	24349	1	FINISHING TOUCH PLUS
4	454056		\$84.92	Jul 25, 2017	00016	2948	HACKENMUELLER, JESSI
4	454057	Clear	\$250.00	Jul 25, 2017	00014	1361	HAEG, LYNETTE
4	454058		\$21.90	Jul 25, 2017	28877	0	INTERSTATE ALL BATTERY CENTER
4	454059	Clear	\$15,309.68	Jul 25, 2017	27633	0	KELLY SERVICES, INC.
4	454060	Clear	\$120.00	Jul 25, 2017	02319	0	LAVAN FLOOR COVERING CO.
4	454061		\$637.50	Jul 25, 2017	05077	0	LOCKS SAFE INC.
4	454062		\$6,961.13	Jul 25, 2017	28793	1	MANSFIELD OIL COMPANY
4	454063		\$957.00	Jul 25, 2017	24921	0	MECA SPORTSWEAR
4	454064		\$607.50	Jul 25, 2017	24523	0	MIDWEST LANGUAGE BANC, INC.
4	454065		\$414.16	Jul 25, 2017	03029	1	MINNESOTA ENERGY RESOURCES
4	454066	Clear	\$200.00	Jul 25, 2017	07914	2	MN DEPT OF LABOR AND INDUSTRY
4	454067		\$35.88	Jul 25, 2017	00016	2814	NELSON, DOUG
4	454068		\$2,000.00	Jul 25, 2017	18550	0	PAJUNEN, HALEY A
4	454069	Clear	\$217.49	Jul 25, 2017	04333	1	PATTERSON MEDICAL SUPPLY INC
4	454070		\$163.36	Jul 25, 2017	00014	1193	SCHATZ, DARCY
4	454071		\$15,692.00	Jul 25, 2017	09331	0	SCHMITTY & SONS SCHOOL BUSES, INC.
4	454072		\$276.00	Jul 25, 2017	02217	1	SIEMENS INDUSTRY, INC.
4	454073	Clear	\$40.00	Jul 25, 2017	03413	0	SOUTH METRO SPORTS
4	454074	Clear	\$2,186.82	Jul 25, 2017	22123	1	TOTAL FILTRATION SERVICES, INC.
4	454075		\$3,671.38	Jul 25, 2017	28417	0	UNIVERSAL ATHLETIC SERVICE INC.
4	454076	Clear	\$28.76	Jul 25, 2017	04243	1	VIKING ELECTRIC SUPPLY, INC.
4	454077		\$9,550.12	Aug 1,	28491	0	A.J. MOORE ELECTRIC, INC.

Check Register Report

Bank Number	Check Number	Check Status	Check Amount	Check Date	Vendor Number	Vendor Address Number	Vendor Name
				2017			
4	454078		\$643.50	Aug 1, 2017	01118	0	ABLENET, INC.
4	454079		\$2,792.84	Aug 1, 2017	28147	1	AGROPUR INC. DIVISION NATREL USA
4	454080	Unissued	\$0.00	Aug 1, 2017	28147	1	AGROPUR INC. DIVISION NATREL USA
4	454081	Unissued	\$0.00	Aug 1, 2017	28147	1	AGROPUR INC. DIVISION NATREL USA
4	454082		\$11,102.08	Aug 1, 2017	27586	0	AMERICAN OFFICE PRODUCTS
4	454083		\$1,830.54	Aug 1, 2017	03503	0	AMERICAN TIME & SIGNAL
4	454084		\$126.30	Aug 1, 2017	01365	0	AMERIPRIDE LINEN AND APPAREL SERVICES
4	454085		\$10,472.00	Aug 1, 2017	00249	1	APPLE COMPUTER INC.
4	454086		\$20,171.10	Aug 1, 2017	00106	0	AQUA ENGINEERING, INC.
4	454087		\$170.95	Aug 1, 2017	00428	0	ARAMARK
4	454088		\$10,053.03	Aug 1, 2017	09987	1	BEARCOM
4	454089		\$159.96	Aug 1, 2017	03544	2	BEST BUY BUSINESS ADVANTAGE ACCOUNT
4	454090		\$3,746.25	Aug 1, 2017	00477	0	BIX PRODUCE COMPANY
4	454091	Unissued	\$0.00	Aug 1, 2017	00477	0	BIX PRODUCE COMPANY
4	454092		\$1,143.32	Aug 1, 2017	00172	1	BLICK ART MATERIALS
4	454093		\$410.54	Aug 1, 2017	04655	0	BROWN'S ICE CREAM CO.
4	454094		\$88,830.00	Aug 1, 2017	20289	1	CDW GOVERNMENT, INC.
4	454095		\$2,600.00	Aug 1, 2017	24466	1	CENTER FOR THE COLLABORATIVE CLASSROOM
4	454096		\$200.64	Aug 1, 2017	27279	1	COLE PAPERS INC.
4	454097		\$793.91	Aug 1, 2017	29228	1	CUMMINS NPOWER LLC
4	454098		\$13,332.69	Aug 1, 2017	04186	1	DALCO
4	454099	Unissued	\$0.00	Aug 1, 2017	04186	1	DALCO
4	454100	Unissued	\$0.00	Aug 1, 2017	04186	1	DALCO
4	454101		\$1,433.94	Aug 1, 2017	00279	0	DIVERSIFIED SNACK DISTRIBUTION
4	454102		\$12,912.00	Aug 1, 2017	28519	0	EARTHEND

Check Register Report

Bank Number	Check Number	Check Status	Check Amount	Check Date	Vendor Number	Vendor Address Number	Vendor Name
4	454103		\$174.68	Aug 1, 2017	01062	1	EDUCATORS PUBLISHING SERVICE
4	454104		\$811.80	Aug 1, 2017	28982	0	EKON-O-PAC, LLC
4	454105		\$13,350.00	Aug 1, 2017	29383	0	EXPLAIN EVERYTHING SALES, INC.
4	454106		\$1,441.00	Aug 1, 2017	26949	0	FAIRFIELD GLASS & WINDOW, INC.
4	454107		\$209.79	Aug 1, 2017	23054	1	FASTENAL
4	454108		\$862.95	Aug 1, 2017	01541	1	GENERAL PARTS, LLC
4	454109		\$70.00	Aug 1, 2017	27736	0	GLOBAL COMMUNICATIONS WIRING & SERVICES
4	454110		\$1,414.22	Aug 1, 2017	04387	1	GRAINGER
4	454111	Unissued	\$0.00	Aug 1, 2017	04387	1	GRAINGER
4	454112		\$319.38	Aug 1, 2017	28176	1	GUMDROP CASES
4	454113		\$35.00	Aug 1, 2017	28107	0	HEARTLAND SIGNS & VEHICLE GRAPHICS
4	454114		\$752.40	Aug 1, 2017	01784	2	HIRSHFIELD'S PAINT MANUFACTURING
4	454115		\$166.07	Aug 1, 2017	04818	0	HORIZON COMMERCIAL POOL SUPPLY
4	454116		\$848.40	Aug 1, 2017	28877	0	INTERSTATE ALL BATTERY CENTER
4	454117		\$200.18	Aug 1, 2017	02058	1	JOHN HENRY FOSTER MINNESOTA, INC.
4	454118		\$4,025.00	Aug 1, 2017	28622	1	JTM PROVISIONS CO. INC.
4	454119		\$15,453.00	Aug 1, 2017	28688	0	K12 TRANSPORTATION MANAGEMENT SERVICES, INC.
4	454120		\$155.18	Aug 1, 2017	02203	0	LAKESHORE LEARNING MATERIALS
4	454121		\$141.46	Aug 1, 2017	06419	1	LENSCRAFTERS, INC.
4	454122		\$254.50	Aug 1, 2017	04999	0	LRP PUBLICATIONS
4	454123		\$595.00	Aug 1, 2017	08702	0	MOBILE HEALTH SERVICES LLC
4	454124		\$104.86	Aug 1, 2017	03519	0	NAPA AUTO PARTS
4	454125		\$3,921.50	Aug 1, 2017	20904	0	NATIONAL RESTAURANT ASSOCIATION
4	454126		\$47.99	Aug 1, 2017	04940	1	NATIONAL SCHOOL PRODUCTS
4	454127		\$112.07	Aug 1, 2017	02489	1	OFFICE DEPOT COMPANY
4	454128		\$525.00	Aug 1,	03695	0	OVERHEAD DOOR COMPANY OF THE

Check Register Report

Bank Number	Check Number	Check Status	Check Amount	Check Date	Vendor Number	Vendor Address Number	Vendor Name
				2017			NORTHLAND
4	454129		\$5,622.20	Aug 1, 2017	29033	0	POLAR ELECTRO INC.
4	454130		\$1,148.00	Aug 1, 2017	28785	1	PRODOCON, INC
4	454131		\$243.00	Aug 1, 2017	28528	0	ROCK HARD LANDSCAPE SUPPLY
4	454132		\$166.33	Aug 1, 2017	25097	0	SCHOOL SPECIALTY INC
4	454133		\$40.00	Aug 1, 2017	03745	2	SHERWIN-WILLIAMS
4	454134		\$25,768.00	Aug 1, 2017	02217	1	SIEMENS INDUSTRY, INC.
4	454135		\$581.98	Aug 1, 2017	03587	1	SIMPLEX GRINNELL
4	454136		\$1,024.40	Aug 1, 2017	03689	0	STATE SUPPLY CO., INC.
4	454137		\$593.00	Aug 1, 2017	04664	0	SUMMIT PRINT COPY AND MAIL SERVICE
4	454138		\$2,782.00	Aug 1, 2017	00826	1	TIERNEY BROTHERS, INC.
4	454139		\$1,296.00	Aug 1, 2017	03317	1	TOBII DYNAVOX LLC
4	454140		\$463.72	Aug 1, 2017	22123	1	TOTAL FILTRATION SERVICES, INC.
4	454141		\$11.58	Aug 1, 2017	24444	0	TRI STATE BOBCAT
4	454142		\$638.49	Aug 1, 2017	03802	0	TRIO SUPPLY
4	454143		\$25.30	Aug 1, 2017	04243	1	VIKING ELECTRIC SUPPLY, INC.
4	454144		\$7,955.00	Aug 1, 2017	24460	0	WEVIDEO INC
4	454145		\$10,064.85	Jul 28, 2017	28551	1	ADVANCED IMAGING SOLUTIONS
4	454146		\$59.00	Jul 28, 2017	00098	1	ASCD
4	454147		\$592.32	Jul 28, 2017	02781	5	CENTURYLINK
4	454148		\$30.00	Jul 28, 2017	28260	0	CHOY, SERGIO R.
4	454149		\$37.00	Jul 28, 2017	00502	0	CORNERSTONE COPY CENTER
4	454150		\$240.00	Jul 28, 2017	20524	0	DEWALD, RINA C.
4	454151		\$460.20	Jul 28, 2017	26262	0	EDUCATORS BENEFIT CONSULTANTS, LLC
4	454152		\$2,100.00	Jul 28, 2017	28279	0	ELECTRIC CITIZEN LLC
4	454153		\$825.00	Jul 28, 2017	20540	0	INTELLIGERE, INC

Check Register Report

Bank Number	Check Number	Check Status	Check Amount	Check Date	Vendor Number	Vendor Address Number	Vendor Name
4	454154		\$419.00	Jul 28, 2017	05077	0	LOCKSAFE INC.
4	454155		\$750.00	Jul 28, 2017	26229	0	MARCIO, STEVE
4	454156		\$2,080.00	Jul 28, 2017	25512	0	MAYER ARTS, INC.
4	454157		\$1,933.00	Jul 28, 2017	23866	0	MESSERLI & KRAMER PA
4	454158		\$707.28	Jul 28, 2017	09589	2	NEOPOST USA INC
4	454159		\$224.00	Jul 28, 2017	28168	0	ROARK, RICHARD JEFFREY
4	454160		\$5,685.00	Jul 28, 2017	26796	0	SAFEWAY DRIVING SCHOOL
4	454161		\$26.00	Jul 28, 2017	26552	3	SCHOOL NUTRITION ASSOCIATION
4	454162		\$1,238.08	Jul 28, 2017	03587	1	SIMPLEX GRINNELL
4	454163		\$475.00	Jul 28, 2017	28802	0	SLIPSCREEN PRINTING LLC
4	454164		\$900.00	Jul 28, 2017	29528	0	SUGLIA, BIANCA
4	454165		\$7,201.76	Jul 28, 2017	04417	1	US FOODS INC
4	454166		\$193.18	Aug 2, 2017	28147	1	AGROPUR INC. DIVISION NATREL USA
4	454167		\$7,018.19	Aug 2, 2017	00216	2	ALPHA VIDEO & AUDIO, INC.
4	454168		\$676.85	Aug 2, 2017	00106	0	AQUA ENGINEERING, INC.
4	454169		\$5,999.92	Aug 2, 2017	03544	2	BEST BUY BUSINESS ADVANTAGE ACCOUNT
4	454170		\$123.00	Aug 2, 2017	28404	0	BOOTH LAW GROUP PLLC
4	454171		\$500.00	Aug 2, 2017	00016	3299	BOWAR, KYRA
4	454172		\$21,110.18	Aug 2, 2017	04226	0	BURNSVILLE, CITY OF
4	454173	Unissued	\$0.00	Aug 2, 2017	04226	0	BURNSVILLE, CITY OF
4	454174		\$3,882.99	Aug 2, 2017	02519	0	CENTERPOINT ENERGY
4	454175		\$1,746.38	Aug 2, 2017	00502	0	CORNERSTONE COPY CENTER
4	454176		\$27.71	Aug 2, 2017	00645	0	CUB FOODS
4	454177		\$50.00	Aug 2, 2017	07393	3	DAKOTA COUNTY FINANCIAL SERVICES
4	454178		\$9,931.21	Aug 2, 2017	29385	0	DIGITAL INSURANCE, INC.
4	454179		\$227,575.59	Aug 2,	28300	1	DURHAM SCHOOL SERVICES

Check Register Report

Bank Number	Check Number	Check Status	Check Amount	Check Date	Vendor Number	Vendor Address Number	Vendor Name
				2017			
4	454180		\$163.36	Aug 2, 2017	09272	2	ECM PUBLISHERS, INC.
4	454181		\$4,415.00	Aug 2, 2017	01078	0	ELECTRO WATCHMAN, INC.
4	454182		\$500.00	Aug 2, 2017	00016	3300	GILLIS, MARGARET
4	454183		\$21,984.35	Aug 2, 2017	01880	0	IND. SCHOOL DIST. 194
4	454184		\$2,000.00	Aug 2, 2017	00016	3301	JAMISON, NATALIE
4	454185		\$1,500.00	Aug 2, 2017	00016	3302	JOHNSON, IAN
4	454186		\$3,382.50	Aug 2, 2017	08356	1	KENNEDY & GRAVEN, CHARTERED
4	454187		\$1,256.00	Aug 2, 2017	24350	0	LOCKRIDGE GRINDAL NAUEN, PLLP.
4	454188		\$2.29	Aug 2, 2017	03519	0	NAPA AUTO PARTS
4	454189		\$1,154.00	Aug 2, 2017	25729	0	RENT N' SAVE PORTABLE SERVICES
4	454190		\$910.57	Aug 2, 2017	03537	1	SCHOOL HEALTH SUPPLY CO., INC.
4	454191		\$31.20	Aug 2, 2017	27563	0	SHRED RIGHT
4	454192		\$3,469.74	Aug 2, 2017	28611	0	SOUTHWEST METRO INTERMEDIATE
4	454193		\$300.00	Aug 4, 2017	29504	0	BECOME WELLNESS LLC
4	454194		\$98.50	Aug 4, 2017	00001	1760	BOYD, MELISSA
4	454195		\$1,810.00	Aug 4, 2017	09991	0	BURNSVILLE ASSOCIATION OF EDUCATIONAL ASSTS
4	454196		\$276.00	Aug 4, 2017	24487	0	CADE, STEPHANIE
4	454197		\$270.00	Aug 4, 2017	29521	0	DARLING, JEROMY
4	454198		\$360.00	Aug 4, 2017	20524	0	DEWALD, RINA C.
4	454199		\$5,803.81	Aug 4, 2017	29385	0	DIGITAL INSURANCE, INC.
4	454200		\$833.33	Aug 4, 2017	22061	0	DISTRIBUTED WEBSITE CORPORATION
4	454201		\$300.00	Aug 4, 2017	25222	0	EAGAN ROTARY CLUB
4	454202		\$168.31	Aug 4, 2017	09272	2	ECM PUBLISHERS, INC.
4	454203		\$350.00	Aug 4, 2017	29530	0	FITNESS BOOMERS
4	454204		\$210.00	Aug 4, 2017	29260	0	FREIHEIT, DUSTIN

Check Register Report

Bank Number	Check Number	Check Status	Check Amount	Check Date	Vendor Number	Vendor Address Number	Vendor Name
4	454205		\$3,050.00	Aug 4, 2017	29391	0	GO KIDZ, LLC
4	454206		\$122.00	Aug 4, 2017	27604	0	GREAT LAKES HIGHER EDUCATION CORPORATION
4	454207		\$102,096.46	Aug 4, 2017	26668	1	HM RECEIVABLES CO LLC
4	454208		\$15,000.00	Aug 4, 2017	24406	0	IDENTITY AUTOMATION, LP
4	454209		\$3,315.00	Aug 4, 2017	28876	0	IMAGINE DESIGN & CREATIVE CONSULTING, INC
4	454210		\$2,227.00	Aug 4, 2017	29246	0	INGINA, LLC
4	454211		\$126.00	Aug 4, 2017	20523	0	JONES, SCOTT
4	454212		\$10,391.00	Aug 4, 2017	02102	0	KRAUS-ANDERSON INS. AGENCY, INC.
4	454213		\$870.00	Aug 4, 2017	08112	0	MEDICINE LAKE TOURS
4	454214		\$12,758.05	Aug 4, 2017	07448	0	MINNESOTA VALLEY ELECTRIC COOPERATIVE
4	454215		\$853.00	Aug 4, 2017	08338	0	MN ASSOC OF SECONDARY SCHOOL PRINCIPAL(MASSP)
4	454216		\$4,507.10	Aug 4, 2017	04476	0	NATIONAL TREASURE KUNG FU INC
4	454217		\$112.00	Aug 4, 2017	08769	0	NCPERS MINNESOTA
4	454218		\$1,520.00	Aug 4, 2017	08031	0	ORDWAY CENTER FOR THE PERFORMING ARTS
4	454219		\$1,870.00	Aug 4, 2017	08798	12	REGENTS OF THE UNIVERSITY OF MINNESOTA
4	454220		\$2,398.07	Aug 4, 2017	20099	2	RELIASTAR LIFE INSURANCE COMPANY
4	454221		\$2,452.95	Aug 4, 2017	20099	3	RELIASTAR LIFE INSURANCE COMPANY
4	454222		\$255.00	Aug 4, 2017	28277	0	ROBERT J. BRUNO, LTD
4	454223		\$20.00	Aug 4, 2017	09588	4	SAVAGE, CITY OF
4	454224		\$5,344.25	Aug 4, 2017	07382	0	SCHOOL SERVICES EMPLOYEES LOCAL 284
4	454225		\$2,250.00	Aug 4, 2017	29087	0	SCIENCE EXPLORERS, INC.
4	454226		\$31.20	Aug 4, 2017	27563	0	SHRED RIGHT
4	454227		\$4,650.00	Aug 4, 2017	27742	0	STRATEGIC SOURCE INC
4	454228		\$450.00	Aug 4, 2017	29528	0	SUGLIA, BIANCA
4	454229		\$37,564.13	Aug 4, 2017	24486	0	THE HARTFORD
4	454230		\$387.90	Aug 4,	28502	0	THE MCDOWELL AGENCY, INC.

Check Register Report

Bank Number	Check Number	Check Status	Check Amount	Check Date	Vendor Number	Vendor Address Number	Vendor Name
				2017			
4	454231		\$8.56	Aug 4, 2017	21190	0	TROUSIL, WANDA
4	454232		\$112.00	Aug 4, 2017	02813	7	US DEPARTMENT OF EDUCATION
4	454233		\$90.00	Aug 4, 2017	23463	18	US DEPT OF TREASURY
4	454234		\$5,428.25	Aug 4, 2017	04417	1	US FOODS INC
4	454235		\$14.80	Aug 4, 2017	02776	0	XCEL ENERGY
4	454236		\$3,722.50	Aug 4, 2017	24245	0	YOUTH ENRICHMENT LEAGUE
4	454237		\$34.40	Aug 10, 2017	01365	0	AMERIPRIDE LINEN AND APPAREL SERVICES
4	454238		\$675.00	Aug 10, 2017	24541	0	ANDERSON INSURANCE & INVESTMENT AGENCY, INC
4	454239		\$150.00	Aug 10, 2017	09272	2	ECM PUBLISHERS, INC.
4	454240		\$377.19	Aug 10, 2017	26798	0	ELENCO ELECTRONICS, INC.
4	454241		\$1,000.00	Aug 10, 2017	00016	2894	GERNER, DANIEL
4	454242		\$1,000.00	Aug 10, 2017	00016	3300	GILLIS, MARGARET
4	454243		\$337.95	Aug 10, 2017	00575	0	GROTH MUSIC COMPANY
4	454244		\$1,000.00	Aug 10, 2017	00016	3307	HAMMERSTROM, NATALIE
4	454245		\$1,000.00	Aug 10, 2017	00016	3305	HASHI, MOHAMED
4	454246		\$15,041.88	Aug 10, 2017	00862	5	HERFF JONES GRADUATE SERVICES
4	454247		\$67,889.10	Aug 10, 2017	09327	0	INTERMEDIATE SCHOOL DISTRICT 917
4	454248		\$2,500.00	Aug 10, 2017	00016	3306	JONES, BRYANNA
4	454249		\$236.00	Aug 10, 2017	24514	0	KEYSTONE INTERPRETING SOLUTIONS, INC.
4	454250		\$1,306.40	Aug 10, 2017	02196	0	MACKIN EDUCATIONAL RESOURCES
4	454251		\$330.00	Aug 10, 2017	03870	0	MN LANDSCAPE ARBORETUM
4	454252		\$90.00	Aug 10, 2017	22324	0	MULTILINGUAL WORD, INC.
4	454253		\$1,000.00	Aug 10, 2017	00016	3303	NGUYEN, VIET
4	454254		\$60.00	Aug 10, 2017	24879	0	PEREZ, MELISSA M.
4	454255		\$2,057.00	Aug 10, 2017	25589	1	PLAYPOWER LT FARMINGTON INC.

Check Register Report

Bank Number	Check Number	Check Status	Check Amount	Check Date	Vendor Number	Vendor Address Number	Vendor Name
4	454256		\$292.50	Aug 10, 2017	28434	0	RUPP, ANDERSON, SQUIRES & WALDSPURGER, P.A.
4	454257		\$3,500.00	Aug 10, 2017	00016	3247	SWANSON, EMILY GRACE
4	454258		\$500.00	Aug 10, 2017	00016	3304	TRUONG, TRANG
4	454259		\$2,190.00	Aug 10, 2017	24245	0	YOUTH ENRICHMENT LEAGUE
4	454260		\$34,213.50	Aug 11, 2017	05296	0	360 COMMUNITIES
4	454261		\$34,866.00	Aug 11, 2017	00111	1	ACT, INC
4	454262		\$693.24	Aug 11, 2017	28551	0	ADVANCED IMAGING SOLUTIONS
4	454263		\$755.07	Aug 11, 2017	01365	0	AMERIPRIDE LINEN AND APPAREL SERVICES
4	454264		\$2,250.00	Aug 11, 2017	29297	0	AMPLIFIED IT, LLC
4	454265		\$56.00	Aug 11, 2017	04895	0	ASSOCIATION OF CLERICAL EMPLOYEES
4	454266		\$92.50	Aug 11, 2017	29475	0	ATOMIC DATA, LLC
4	454267		\$6,587.50	Aug 11, 2017	28410	0	AUGUST ASH, INC.
4	454268		\$21,071.00	Aug 11, 2017	27223	1	AVID CENTER
4	454269		\$200.00	Aug 11, 2017	22108	0	AYAQUICA, SHERI
4	454270		\$130.00	Aug 11, 2017	E7839	0	BARNES, CHERISE C
4	454271		\$1,550.00	Aug 11, 2017	05352	0	BHS BOYS BASKETBALL BOOSTER CLUB
4	454272		\$64.00	Aug 11, 2017	00000	371	BRENNAN, MARILYN
4	454273		\$16,215.15	Aug 11, 2017	24429	0	BRIGHTBYTES, INC
4	454274		\$2,725.45	Aug 11, 2017	05944	0	BURNSVILLE SWIM CLUB, INC.
4	454275		\$3,495.00	Aug 11, 2017	25438	0	BUSINESS EDUCATION PUBLISHING
4	454276		\$875.00	Aug 11, 2017	29306	0	C.G.T. LIMITED
4	454277		\$2,500.00	Aug 11, 2017	29000	0	CAPTIVATE MEDIA + CONSULTING
4	454278		\$60.00	Aug 11, 2017	00000	7336	CHALLANS, TONYA
4	454279		\$75.00	Aug 11, 2017	28260	0	CHOY, SERGIO R.
4	454280		\$8,150.00	Aug 11, 2017	27322	0	CLIFTONLARSONALLEN, LLP
4	454281		\$3,261.28	Aug 11,	06231	0	CONSOLIDATED COMMUNICATIONS

Check Register Report

Bank Number	Check Number	Check Status	Check Amount	Check Date	Vendor Number	Vendor Address Number	Vendor Name
				2017			
4	454282		\$8,720.52	Aug 11, 2017	00641	0	DICK'S/LAKEVILLE SANITATION, INC.
4	454283		\$188.11	Aug 11, 2017	09272	2	ECM PUBLISHERS, INC.
4	454284		\$651.22	Aug 11, 2017	26262	0	EDUCATORS BENEFIT CONSULTANTS, LLC
4	454285		\$349.00	Aug 11, 2017	29235	0	FISLER DATA, LLC
4	454286		\$100.00	Aug 11, 2017	00575	0	GROTH MUSIC COMPANY
4	454287		\$3,552.33	Aug 11, 2017	07139	0	HASTINGS BUS COMPANY
4	454288		\$9,880.00	Aug 11, 2017	28876	0	IMAGINE DESIGN & CREATIVE CONSULTING, INC
4	454289		\$116.24	Aug 11, 2017	02483	1	INTEGRA TELECOM
4	454290		\$2,696.00	Aug 11, 2017	26911	0	INTERNATIONAL GYMNASTICS OF MN, LLC
4	454291		\$2,625.00	Aug 11, 2017	23420	0	IXL LEARNING, INC.
4	454292		\$7,040.26	Aug 11, 2017	27633	0	KELLY SERVICES, INC.
4	454293		\$122.00	Aug 11, 2017	24938	0	MAKING OUR MOMS SUCCESSFUL
4	454294		\$49.00	Aug 11, 2017	00000	7334	MCKINNEY, MARGARET
4	454295		\$853.00	Aug 11, 2017	08338	0	MN ASSOC OF SECONDARY SCHOOL PRINCIPAL(MASSP)
4	454296		\$32.40	Aug 11, 2017	00001	1761	MUELKEN, SUSAN
4	454297		\$18.00	Aug 11, 2017	00001	1470	NEWENDORP, DAVID
4	454298		\$1,875.00	Aug 11, 2017	06964	0	NICOL, BARBARA
4	454299		\$750.00	Aug 11, 2017	24420	0	RICHARDS, LUCAS
4	454300		\$960.25	Aug 11, 2017	28802	0	SLIPSCREEN PRINTING LLC
4	454301		\$30.75	Aug 11, 2017	00000	7335	SUPPLEE, MICHELLE
4	454302		\$5,735.23	Aug 11, 2017	04153	1	U.S. POSTMASTER
4	454303		\$16.55	Aug 11, 2017	04172	0	UNITED PARCEL SERVICE
4	454304		\$7,031.31	Aug 16, 2017	28491	0	A.J. MOORE ELECTRIC, INC.
4	454305	Unissued	\$0.00	Aug 16, 2017	28491	0	A.J. MOORE ELECTRIC, INC.
4	454306		\$704.23	Aug 16, 2017	28147	1	AGROPUR INC. DIVISION NATREL USA

Check Register Report

Bank Number	Check Number	Check Status	Check Amount	Check Date	Vendor Number	Vendor Address Number	Vendor Name
4	454307	Unissued	\$0.00	Aug 16, 2017	28147	1	AGROPUR INC. DIVISION NATREL USA
4	454308		\$68.80	Aug 16, 2017	01365	0	AMERIPRIDE LINEN AND APPAREL SERVICES
4	454309		\$1,518.30	Aug 16, 2017	00106	0	AQUA ENGINEERING, INC.
4	454310		\$648.18	Aug 16, 2017	26500	0	ARMSTRONG TORSETH SKOLD & RYDEEN INC.
4	454311		\$163.20	Aug 16, 2017	26468	0	ARROW LIFT
4	454312		\$600.00	Aug 16, 2017	25449	2	AUTOMATED LOGIC CONTRACTING SERVICES
4	454313		\$10,398.96	Aug 16, 2017	03544	2	BEST BUY BUSINESS ADVANTAGE ACCOUNT
4	454314		\$1,609.79	Aug 16, 2017	00477	0	BIX PRODUCE COMPANY
4	454315		\$530.28	Aug 16, 2017	04655	0	BROWN'S ICE CREAM CO.
4	454316		\$12,620.47	Aug 16, 2017	29306	0	C.G.T. LIMITED
4	454317		\$9,725.00	Aug 16, 2017	20289	1	CDW GOVERNMENT, INC.
4	454318		\$24,508.13	Aug 16, 2017	03622	1	CENGAGE LEARNING
4	454319		\$1,787.25	Aug 16, 2017	26628	0	CENTRAL FIRE PROTECTION, INC.
4	454320		\$1,632.40	Aug 16, 2017	23509	0	COOL AIR MECHANICAL, INC.
4	454321		\$155.15	Aug 16, 2017	00647	0	CROWN RENTAL, INC.
4	454322		\$5,787.08	Aug 16, 2017	29228	1	CUMMINS NPOWER LLC
4	454323		\$3,089.48	Aug 16, 2017	04186	1	DALCO
4	454324	Unissued	\$0.00	Aug 16, 2017	04186	1	DALCO
4	454325		\$1,160.48	Aug 16, 2017	00279	0	DIVERSIFIED SNACK DISTRIBUTION
4	454326		\$810.00	Aug 16, 2017	00578	1	DON JOHNSTON, INC.
4	454327		\$4,624.71	Aug 16, 2017	27010	1	DUDE SOLUTIONS
4	454328		\$720.00	Aug 16, 2017	26949	0	FAIRFIELD GLASS & WINDOW, INC.
4	454329		\$177.41	Aug 16, 2017	23201	0	GOLDCOM, INC
4	454330		\$2,034.39	Aug 16, 2017	04387	1	GRAINGER
4	454331	Unissued	\$0.00	Aug 16, 2017	04387	1	GRAINGER
4	454332		\$29.26	Aug 16,	01478	1	GRAYBAR ELECTRIC COMPANY, INC.

Check Register Report

Bank Number	Check Number	Check Status	Check Amount	Check Date	Vendor Number	Vendor Address Number	Vendor Name
				2017			
4	454333		\$147.00	Aug 16, 2017	09046	0	HI TECH REFRIGERATION, INC
4	454334		\$790.60	Aug 16, 2017	09318	1	HILLYARD INC - MINNEAPOLIS
4	454335		\$15,125.00	Aug 16, 2017	03362	4	HOUGHTON MIFFLIN HARCOURT PUBLISHING CO.
4	454336		\$17,149.64	Aug 16, 2017	28887	1	HOUGHTON MIFFLIN HARCOURT PUBLISHING CO.
4	454337		\$8,859.50	Aug 16, 2017	24274	1	INNOVATIVE OFFICE SOLUTIONS, LLC
4	454338		\$519.90	Aug 16, 2017	28877	0	INTERSTATE ALL BATTERY CENTER
4	454339		\$15.00	Aug 16, 2017	02058	1	JOHN HENRY FOSTER MINNESOTA, INC.
4	454340		\$120.00	Aug 16, 2017	28929	0	JOHN'S SEWER AND DRAIN CLEANING, INC.
4	454341		\$532.25	Aug 16, 2017	08955	0	KELLEHER, HELMRICH AND ASSOCIATES
4	454342		\$143.09	Aug 16, 2017	06419	1	LENSCRAFTERS, INC.
4	454343		\$187.50	Aug 16, 2017	05077	0	LOCKSAFE INC.
4	454344		\$5,657.12	Aug 16, 2017	04255	1	LOYOLA PRESS
4	454345		\$2,008.80	Aug 16, 2017	08999	1	MINNESOTA ELEVATOR INC
4	454346		\$299.94	Aug 16, 2017	27548	0	MINNESOTA MEMORY, INC.
4	454347		\$633.60	Aug 16, 2017	28041	0	MIXMI BRANDS INC.
4	454348		\$100.00	Aug 16, 2017	07914	2	MN DEPT OF LABOR AND INDUSTRY
4	454349		\$127.88	Aug 16, 2017	02544	1	MTI DISTRIBUTING CO.
4	454350		\$204.35	Aug 16, 2017	03519	0	NAPA AUTO PARTS
4	454351		\$173.64	Aug 16, 2017	02704	0	NASCO
4	454352		\$498.18	Aug 16, 2017	02489	1	OFFICE DEPOT COMPANY
4	454353		\$525.00	Aug 16, 2017	03695	0	OVERHEAD DOOR COMPANY OF THE NORTHLAND
4	454354		\$198.38	Aug 16, 2017	01709	1	PPG ARCHITECTURAL FINISHES
4	454355		\$2,081.55	Aug 16, 2017	28785	1	PRODOCON, INC
4	454356		\$386.00	Aug 16, 2017	05511	0	RED WING SHOE STORE
4	454357		\$914.79	Aug 16, 2017	21851	0	RED WING SHOE STORE

Check Register Report

Bank Number	Check Number	Check Status	Check Amount	Check Date	Vendor Number	Vendor Address Number	Vendor Name
4	454358		\$275.00	Aug 16, 2017	28528	0	ROCK HARD LANDSCAPE SUPPLY
4	454359		\$3,000.00	Aug 16, 2017	29250	1	SCHOOLOGY INCORPORATED
4	454360		\$21.47	Aug 16, 2017	03745	2	SHERWIN-WILLIAMS
4	454361		\$127.93	Aug 16, 2017	24465	2	SHRED-IT USA
4	454362		\$3,963.00	Aug 16, 2017	02217	1	SIEMENS INDUSTRY, INC.
4	454363		\$4,367.80	Aug 16, 2017	03587	1	SIMPLEX GRINNELL
4	454364		\$6,591.33	Aug 16, 2017	29517	0	SOUNDTRAP AB
4	454365		\$880.00	Aug 16, 2017	09222	0	ST. CROIX RECREATION CO. INC.
4	454366		\$419.31	Aug 16, 2017	03689	0	STATE SUPPLY CO., INC.
4	454367		\$613.59	Aug 16, 2017	02434	0	SUCCESS BY DESIGN
4	454368		\$393.32	Aug 16, 2017	02899	0	TESSMAN COMPANY
4	454369		\$9,312.50	Aug 16, 2017	00826	1	TIERNEY BROTHERS, INC.
4	454370		\$8,560.00	Aug 16, 2017	08203	1	TIES
4	454371		\$324.96	Aug 16, 2017	22123	1	TOTAL FILTRATION SERVICES, INC.
4	454372		\$1,439.95	Aug 16, 2017	29525	0	USMARKERBOARD.COM
4	454373		\$2,073.35	Aug 16, 2017	04484	1	ZANER-BLOSER
Check Count	526	Grand Total	\$1,835,210.22				

Check Register Report

Bank Number	Check Number	Check Status	Check Amount	Check Date	Vendor Number	Vendor Address Number	Vendor Name
3	102053	Clear	\$5,948.80	Jul 20, 2017	29445	0	ALLEGRA
3	102054	Clear	\$2,430.00	Jul 20, 2017	00216	2	ALPHA VIDEO & AUDIO, INC.
3	102055	Clear	\$5,038.00	Jul 20, 2017	23509	0	COOL AIR MECHANICAL, INC.
3	102056		\$171,604.50	Jul 20, 2017	29358	0	EL-JAY PLUMBING & HEATING, INC
3	102057		\$12,327.85	Jul 20, 2017	29381	0	FRANSEN DECORATING, INC.
3	102058	Clear	\$2,747.78	Jul 20, 2017	03131	0	HALLBERG ENGINEERING, INC.
3	102059	Clear	\$18,698.56	Jul 20, 2017	29296	0	INTEREUM, INC.
3	102060	Clear	\$91,575.35	Jul 20, 2017	29523	0	IYAWE AND ASSOCIATES
3	102061		\$27,088.55	Jul 20, 2017	29371	0	KENDELL DOORS & HARDWARE, INC.
3	102062	Clear	\$152,982.78	Jul 20, 2017	27702	0	MORCON CONSTRUCTION INC.
3	102063	Clear	\$48,108.75	Jul 20, 2017	26112	1	NORTHERN ESCROW, INC.
3	102064	Clear	\$1,850.00	Jul 20, 2017	29177	0	TWIN CITY OUTDOOR SERVICES, INC.
3	102065	Clear	\$5,815.67	Jul 21, 2017	29515	0	1SOURCE FITNESS
3	102066	Clear	\$4,275.00	Jul 21, 2017	28566	0	AHERN, PATRICK
3	102067	Clear	\$41,640.00	Jul 21, 2017	23346	0	FLR SANDERS, INC.
3	102068	Clear	\$3,573.00	Jul 21, 2017	27736	0	GLOBAL COMMUNICATIONS WIRING & SERVICES
3	102069	Clear	\$2,683.00	Jul 21, 2017	26662	1	RAPTOR TECHNOLOGIES
3	102070		\$980.48	Jul 27, 2017	29445	0	ALLEGRA
3	102071		\$6,440.00	Jul 27, 2017	24349	1	FINISHING TOUCH PLUS
3	102072		\$9,331.19	Jul 27, 2017	29507	1	HENRICKSEN
3	102073		\$23,909.60	Jul 27, 2017	28341	0	MINNESOTA ROADWAYS CO.
3	102074		\$491.50	Jul 27, 2017	20320	0	NORTHERN AIR CORPORATION (NAC)
3	102075		\$2,400.00	Jul 28, 2017	28566	0	AHERN, PATRICK
3	102076		\$107,825.00	Jul 28, 2017	22015	0	CM CONSTRUCTION COMPANY, INC.
3	102077		\$13,940.00	Jul 28, 2017	23509	0	COOL AIR MECHANICAL, INC.
3	102078		\$5,928.90	Jul 28,	01078	0	ELECTRO WATCHMAN, INC.

Check Register Report

Bank Number	Check Number	Check Status	Check Amount	Check Date	Vendor Number	Vendor Address Number	Vendor Name
				2017			
3	102079		\$65,000.00	Jul 28, 2017	02217	1	SIEMENS INDUSTRY, INC.
3	102080		\$3,043.79	Aug 11, 2017	28491	0	A.J. MOORE ELECTRIC, INC.
3	102081		\$3,380.00	Aug 11, 2017	28566	0	AHERN, PATRICK
3	102082		\$6,805.77	Aug 11, 2017	26500	0	ARMSTRONG TORSETH SKOLD & RYDEEN INC.
3	102083		\$1,099.50	Aug 11, 2017	06473	1	BRAUN INTERTEC CORP.
3	102084		\$22,000.00	Aug 11, 2017	22015	0	CM CONSTRUCTION COMPANY, INC.
3	102085		\$7,389.40	Aug 11, 2017	01078	0	ELECTRO WATCHMAN, INC.
3	102086		\$3,575.00	Aug 11, 2017	27736	0	GLOBAL COMMUNICATIONS WIRING & SERVICES
3	102087		\$395.00	Aug 11, 2017	06559	1	MATRIX COMMUNICATIONS, INC.
3	102088		\$19,088.00	Aug 11, 2017	08999	1	MINNESOTA ELEVATOR INC
3	102089		\$67,925.00	Aug 11, 2017	22848	0	PEOPLES ELECTRIC COMPANY, INC
3	102090		\$6,400.00	Aug 11, 2017	23241	0	RYAN MECHANICAL, INC.
3	102091		\$360,385.60	Aug 11, 2017	04045	1	TRANE U.S. INC.
Check Count	39	Grand Total	\$1,336,121.32				



Agenda II.B.5
September 19, 2017

TO: Cynthia Amoroso, Superintendent and Board of Education

FROM: Lisa K. Rider, Executive Director of Business Services

DATE: September 28, 2017

RE: Budget Analysis for the Month Ending June 30, 2017

RECOMMENDATION: That the Board accepts the Budget Analysis for the month ending June 30, 2017

The June Budget Reports are presented for Board information and review. The reports indicate the following:

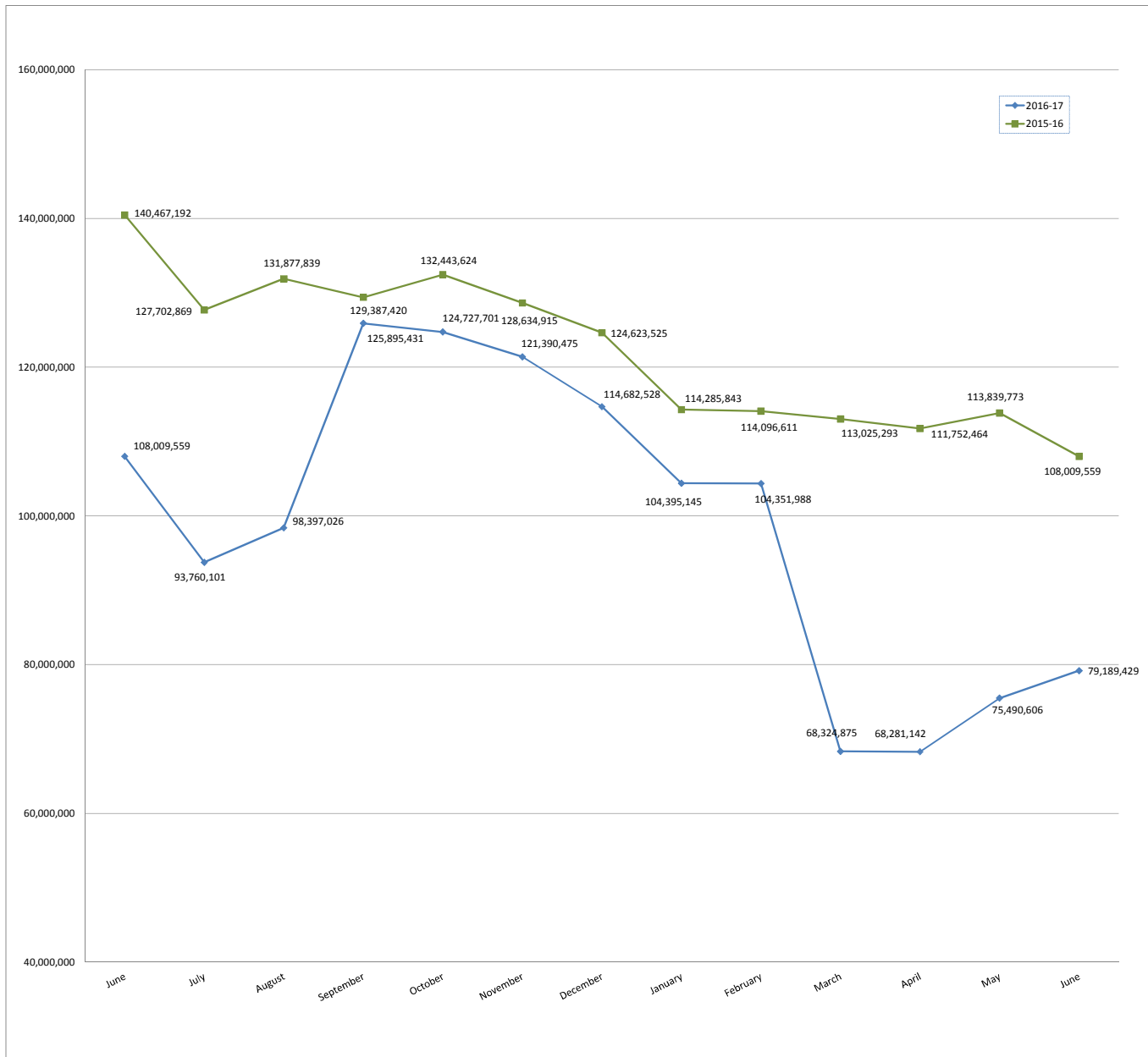
	<u>Year-to-Date Revenue</u>	<u>% of Adopted Budget</u>	<u>Year-to-Date Expenditures</u>	<u>% of Adopted Budget</u>
All Funds	\$ 190,363,597	102.40%	\$ 211,687,557	100.92%
General Fund	\$ 127,035,902	101.56%	\$ 129,530,276	102.26%

To assist the Board in monitoring monthly financial activity and to help identify budget-to-actual deviations, the following graphs have been developed for all funds and the general fund:

Cash and Investments by Month for Last year and Current year
Revenues Year-to-Date for Last two years and Current year
Expenditures Year-to-Date for Last two years and Current year

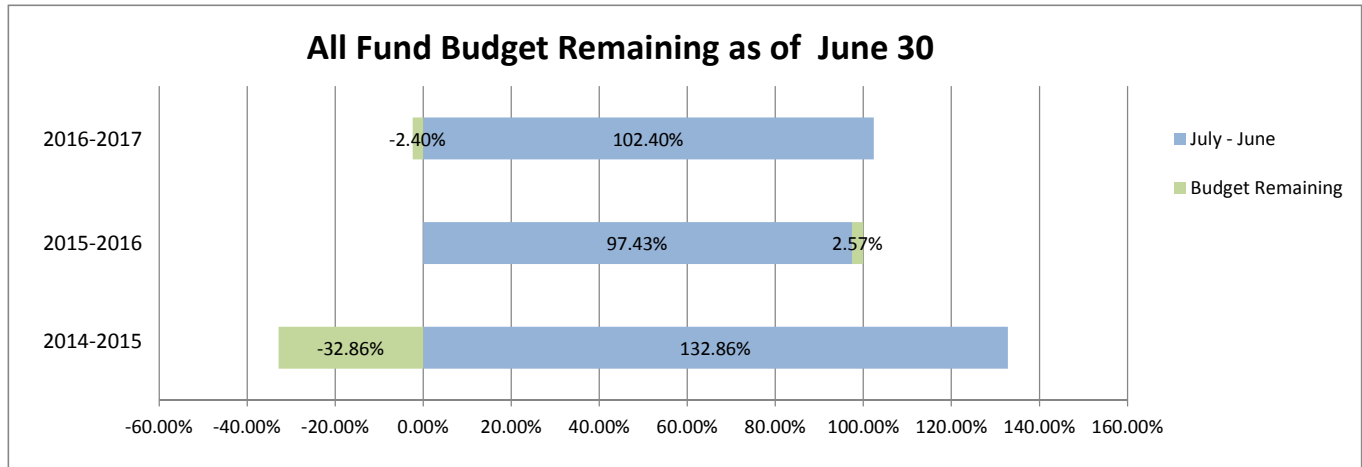
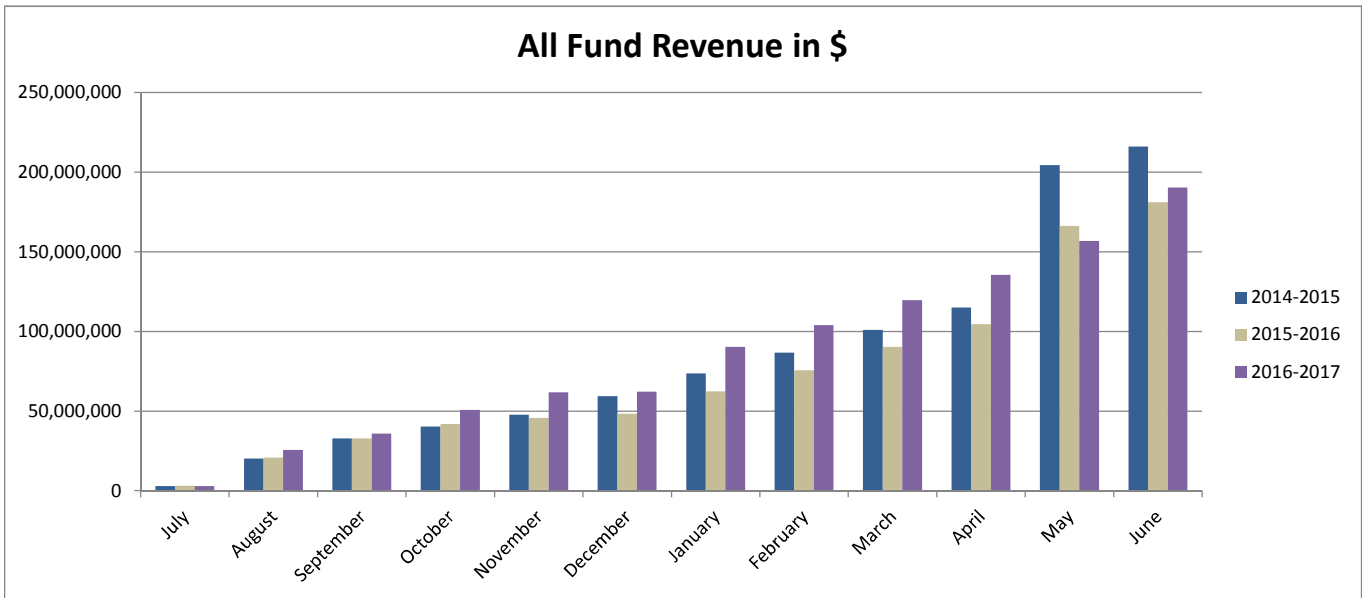
All of the reports and graphs show last year's actual figures, this year's budget and this year's activity to day. Additional detail is available upon request.

ALL FUNDS CASH AND INVESTMENTS 2015-16 AND 2016-17



**REVENUE COMPARISON
ALL FUNDS**

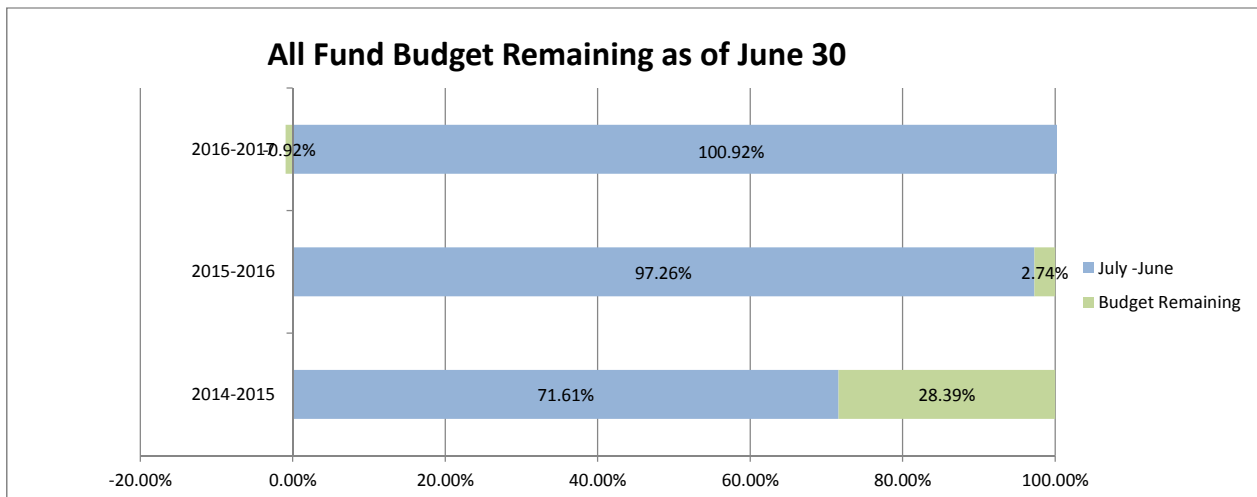
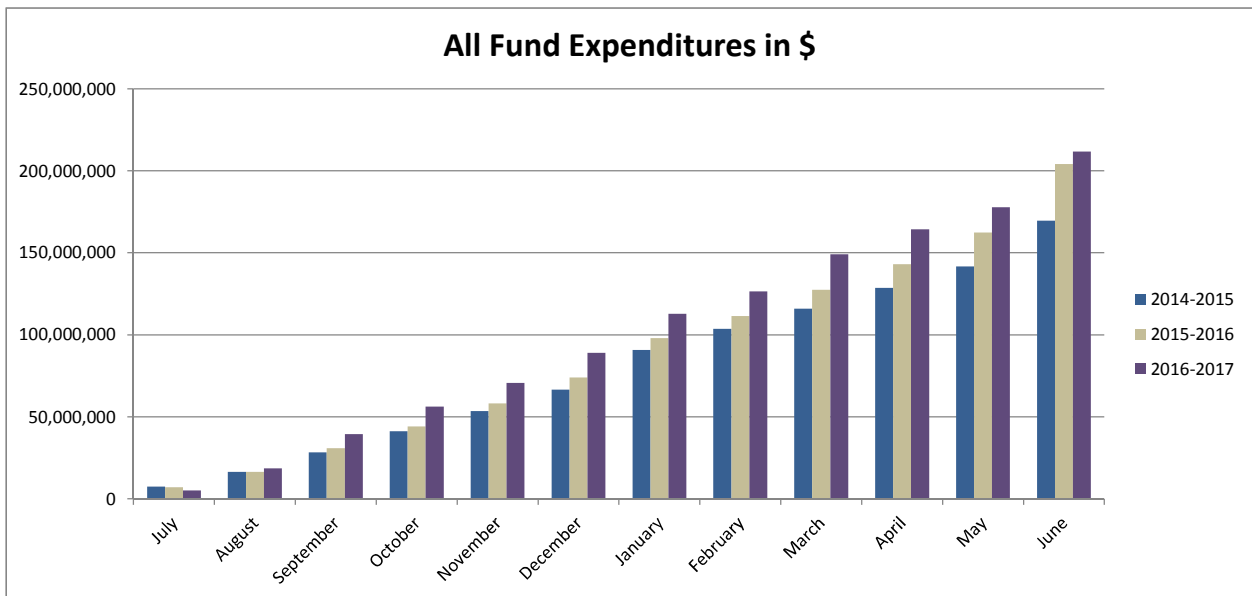
	2014-2015		2015-2016		2016-2017	
	\$	%	\$	%	\$	%
July	2,850,387	1.75%	3,044,376	1.64%	2,809,302	1.51%
August	20,097,761	12.36%	20,776,436	11.18%	25,542,740	13.74%
September	32,867,875	20.22%	32,729,505	17.61%	35,814,597	19.27%
October	40,162,882	24.70%	41,826,417	22.50%	50,756,340	27.30%
November	47,710,427 **	29.35%	45,631,362 **	24.55%	61,773,537 **	33.23%
December	59,268,168	36.46%	48,389,298	26.03%	62,140,926	33.43%
January	73,682,714	45.32%	62,310,017	33.52%	90,177,955	48.51%
February	86,673,781	53.31%	75,637,174	40.69%	103,945,953	55.92%
March	100,985,658	62.12%	90,285,615	48.57%	119,608,094	64.34%
April	115,060,703	70.77%	104,623,897	56.28%	135,537,967	72.91%
May	204,278,857	125.65%	166,252,241	89.43%	156,805,987	84.35%
June	215,999,627	132.86%	181,117,868	97.43%	190,363,597	102.40%
BUDGET	162,289,404	100.00%	162,577,015	100.00%	185,899,440	100.00%



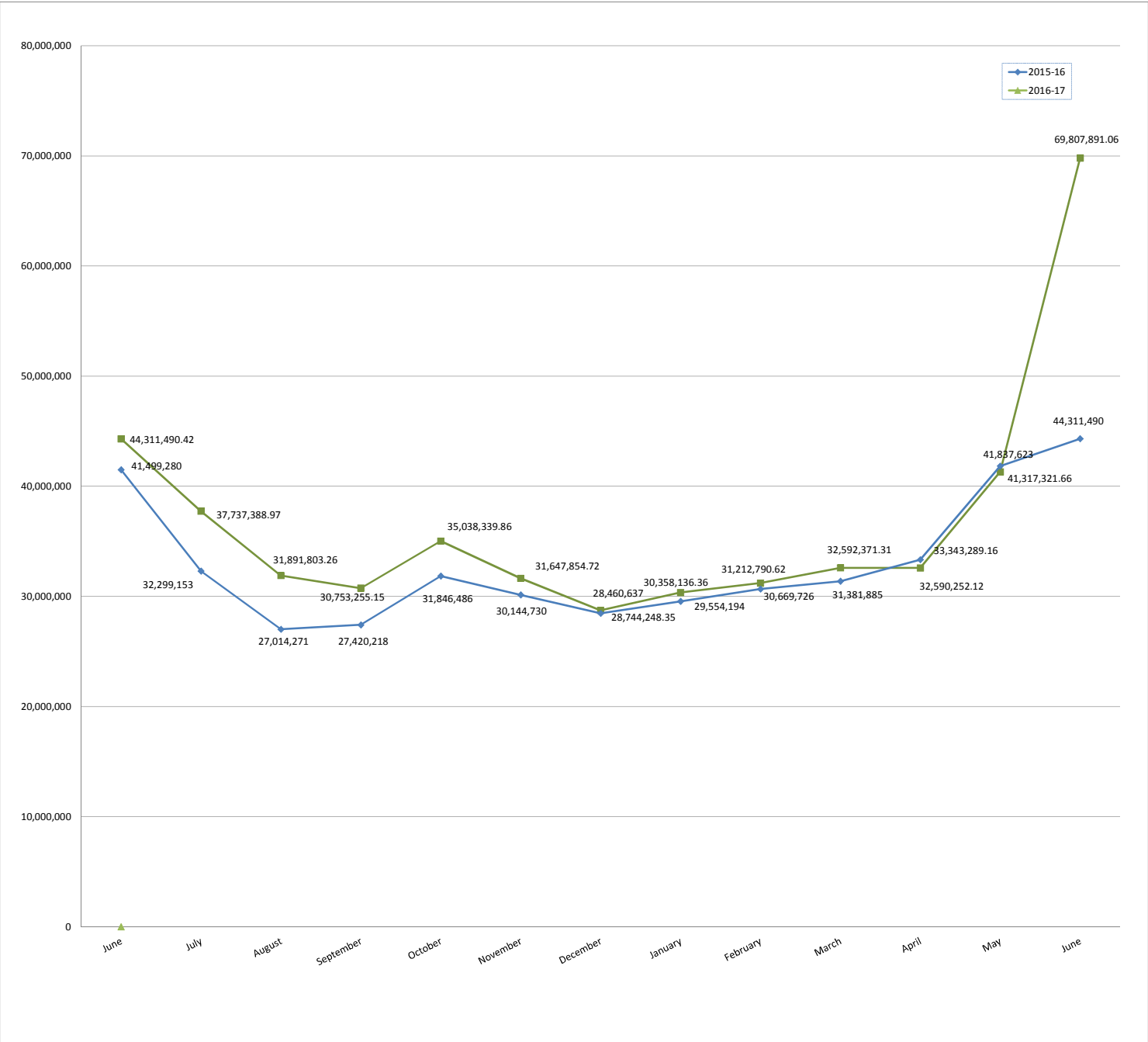
** The year to year comparison will vary due to the timing of the reversal of prior year accruals.

**EXPENDITURE COMPARISON
ALL FUNDS**

	2014-2015		2015-2016		2016-2017	
	\$	%	\$	%	\$	%
July	7,547,048	3.19%	7,049,033	3.36%	5,196,342	2.48%
August	16,483,027	6.96%	16,404,117	7.82%	18,514,790	8.83%
September	28,293,796	11.95%	30,882,275	14.72%	39,525,196	18.84%
October	41,129,759	17.37%	44,144,329	21.05%	56,289,453	26.84%
November	53,531,556	22.61%	58,247,227	27.77%	70,699,295	33.71%
December	66,513,786	28.09%	73,968,194	35.26%	88,941,755	42.40%
January	90,772,024	38.34%	97,976,121	46.71%	112,826,815	53.79%
February	103,617,253	43.77%	111,499,625	53.16%	126,370,492	60.25%
March	115,995,927	48.99%	127,360,079	60.72%	149,154,290	71.11%
April	128,584,685	54.31%	142,980,681	68.16%	164,279,619	78.32%
May	141,606,925	59.81%	162,380,604	77.41%	177,853,141	84.79%
June	169,539,828	71.61%	204,018,788	97.26%	211,687,557	100.92%
BUDGET	169,749,976	100.00%	236,752,755	100.00%	209,757,533	100.00%

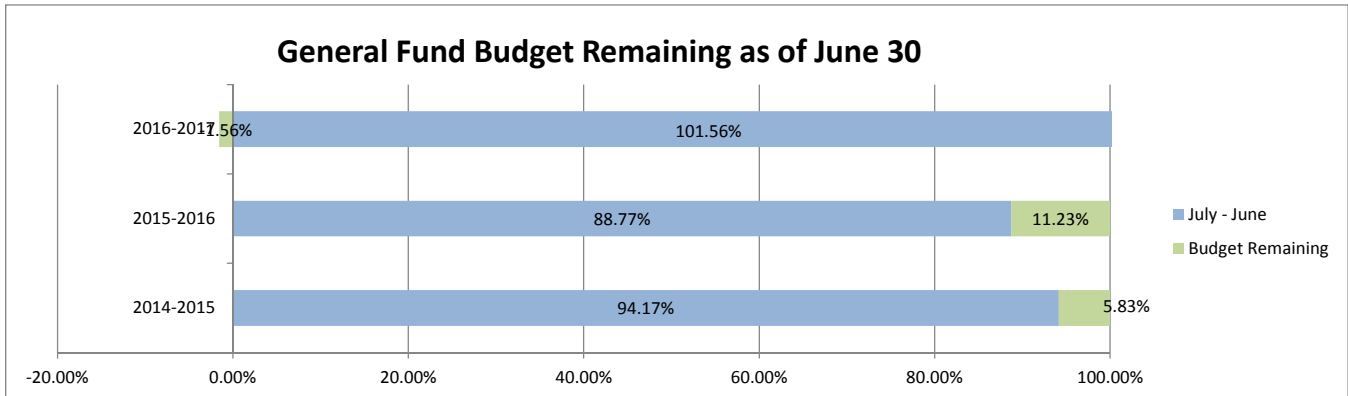
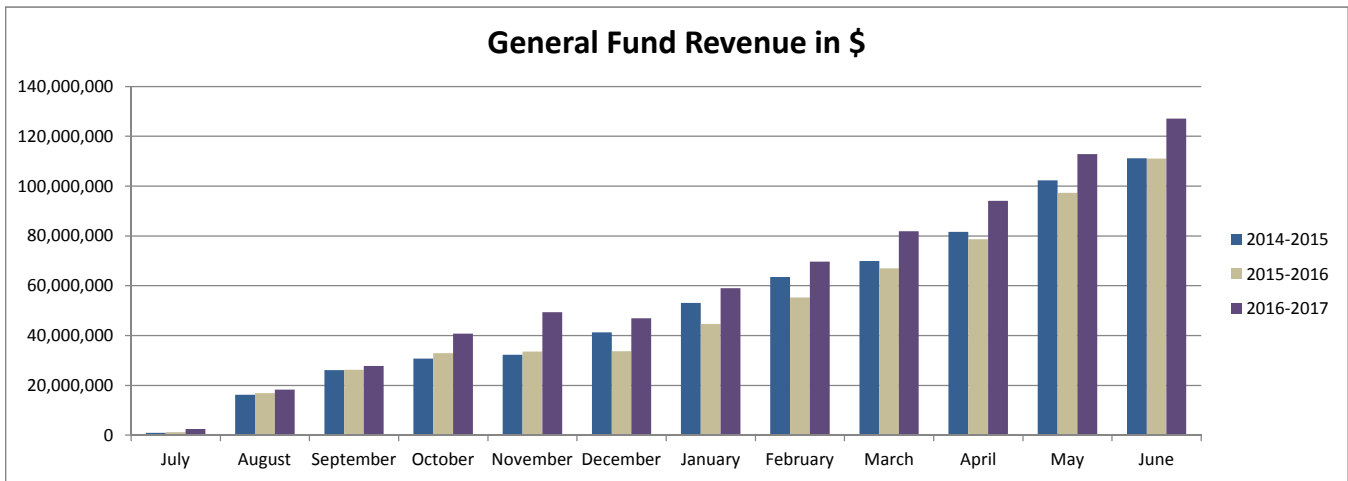


GENERAL FUND CASH AND INVESTMENTS
2015-16 AND 2016-17



**REVENUE COMPARISON
GENERAL FUND**

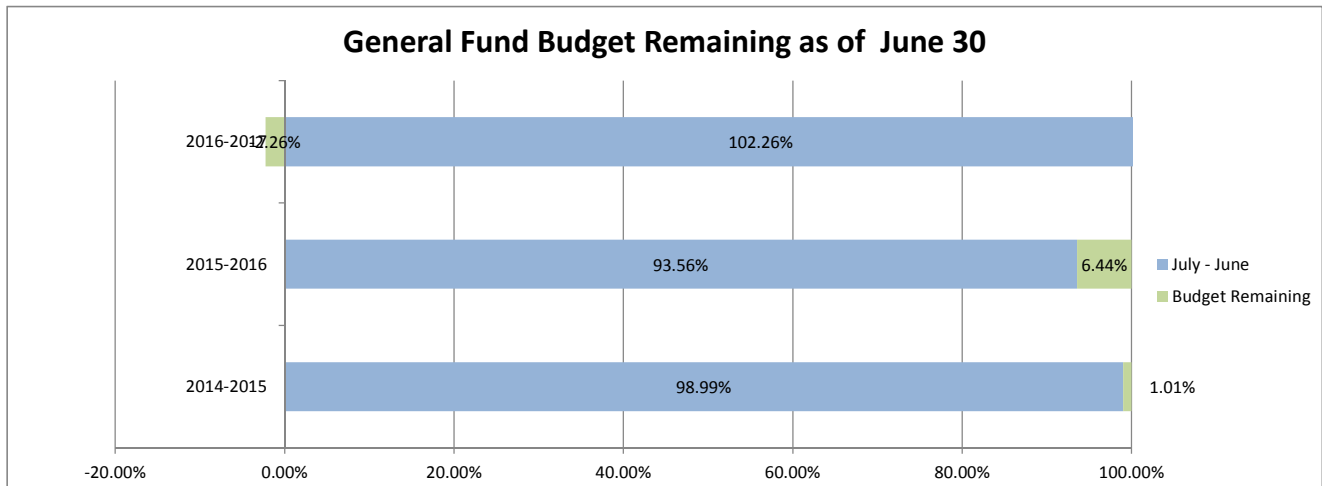
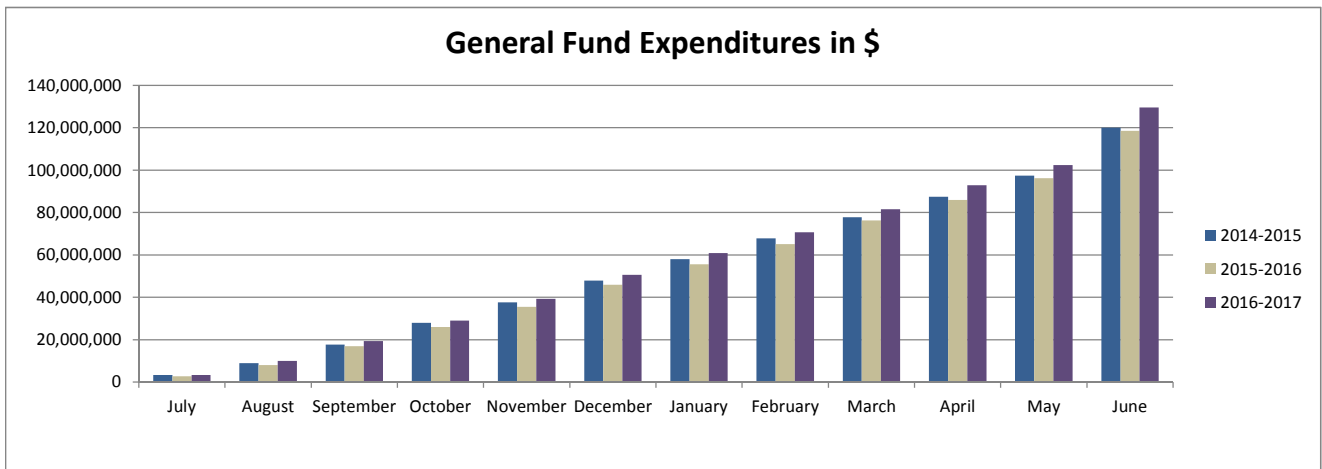
	2014-2015		2015-2016		2016-2017	
	\$	%	\$	%	\$	%
July	998,299	0.85%	1,172,002	0.94%	2,428,394	1.94%
August	16,255,179	13.77%	16,819,666	13.45%	18,330,814	14.65%
September	26,150,902	22.15%	26,303,462	21.03%	27,731,893	22.17%
October	30,774,320	26.07%	32,868,210	26.28%	40,727,980	32.56%
November	32,344,957 **	27.40%	33,523,977 **	26.80%	49,365,639 **	39.47%
December	41,271,780	34.96%	33,750,953	26.98%	46,887,839	37.48%
January	53,037,217	44.93%	44,669,701	35.71%	59,026,452	47.19%
February	63,519,175	53.81%	55,293,029	44.20%	69,731,505	55.75%
March	69,865,296	59.18%	67,001,225	53.56%	81,909,480	65.48%
April	81,679,509	69.19%	78,653,851	62.88%	94,081,747	75.21%
May	102,274,231	86.64%	97,297,732	77.79%	112,774,259	90.16%
June	111,161,850	94.17%	111,032,879	88.77%	127,035,902	101.56%
BUDGET	116,289,398	100.00%	118,046,063	100.00%	125,084,975	100.00%



** The year to year comparison will vary due to the timing of the reversal of prior year accruals.

**EXPENDITURE COMPARISON
GENERAL FUND**

	2014-2015		2015-2016		2016-2017	
	\$	%	\$	%	\$	%
July	3,337,696	2.75%	2,684,247	2.12%	3,281,485	2.59%
August	8,947,182	7.38%	7,972,377	6.29%	9,904,860	7.82%
September	17,645,205	14.56%	16,911,827	13.35%	19,362,893	15.29%
October	27,881,276	23.00%	25,943,715	20.48%	28,951,109	22.86%
November	37,625,436	31.04%	35,429,463	27.97%	39,179,314	30.93%
December	47,847,779	39.47%	45,930,671	36.26%	50,514,628	39.88%
January	57,981,560	47.83%	55,592,345	43.89%	60,876,065	48.06%
February	67,797,669	55.93%	65,071,177	51.37%	70,609,184	55.74%
March	77,794,585	64.17%	76,193,365	60.15%	81,513,622	64.35%
April	87,372,670	72.07%	85,924,006	67.84%	92,821,959	73.28%
May	97,383,134	80.33%	96,128,215	75.89%	102,373,514	80.82%
June	120,005,229	98.99%	118,503,256	93.56%	129,530,276	102.26%
BUDGET	120,691,888	100.00%	121,227,919	100.00%	126,665,266	100.00%





Future Ready. Community Strong.

**Agenda II.B.6.
September 28, 2017**

To: Board of Education, Members
Cindy Amoroso, Superintendent

From: Abigail Alt, Chair

Date: September 22, 2017

Re: Board Retreats

Recommendation: that the Board of Education approves scheduling Board retreats on November 28, 2017 and December 11, 2017 at Diamondhead Education Center, 200 West Burnsville Parkway, Burnsville from 4:30 p.m. to 9:00 p.m. for short- and long-term planning purposes.



**Agenda II.B.7.
September 28, 2017**

**To: Members, Board of Education
Superintendent Amoroso**

From: Lisa K. Rider, Executive Director of Business Services

Date: September 28, 2017

Re: Change Order #1 for the Eagle Ridge Middle School Tennis Court Resurfacing project

RECOMMENDATION: That the Board of Education approve Change Order #1 for the Eagle Ridge Middle School Tennis Court Resurfacing project in the amount of \$4,650.00.

On March 23, 2017 the School Board approved the bid for the Eagle Ridge Middle School Tennis Court Resurfacing project.

Change order #1 is in the amount of \$4,650.00. Reconstruction of the bituminous path in front of the tennis courts that was not originally part of this project is the reason for the additional amount in this change order. The path was in poor condition and the cost to reconstruct it was still within the budgeted amount for this project.

This change order in the amount of \$4,650.00 increases the original contract amount of \$125,445.00 to a new total amount of \$130,105.00 or 3.71% of the original bid.

The items on this change order have been reviewed and validated by ATS&R Architects and Engineers.



AIA[®]

Document G701[™] – 2001

Change Order

PROJECT (Name and address): Eagle Ridge Middle School Tennis Court Resurfacing Savage, Minnesota	CHANGE ORDER NUMBER: 001 DATE: August 29, 2017	OWNER: <input type="checkbox"/> ARCHITECT: <input type="checkbox"/> CONTRACTOR: <input type="checkbox"/> FIELD: <input type="checkbox"/> OTHER: <input type="checkbox"/>
TO CONTRACTOR (Name and address): Bituminous Roadways, Inc. 1520 Commerce Drive Mendota Heights, MN 55120	ARCHITECT'S PROJECT NUMBER: 16083 CONTRACT DATE: March 23, 2017 CONTRACT FOR: Site Development	

THE CONTRACT IS CHANGED AS FOLLOWS:

(Include, where applicable, any undisputed amount attributable to previously executed Construction Change Directives)

Item #1 - Provide removal and replacement of bituminous path directly to the West of the tennis court area as shown on attached estimate plan.

Refer to Bituminous Roadways Inc Bid (dated 08/21/17).

ADD \$4,650.00

TOTAL ADD THIS CHANGE ORDER: \$4,650.00

The original Contract Sum was	\$	125,445.00
The net change by previously authorized Change Orders	\$	0.00
The Contract Sum prior to this Change Order was	\$	125,445.00
The Contract Sum will be increased by this Change Order in the amount of	\$	4,650.00
The new Contract Sum including this Change Order will be	\$	130,095.00


The Contract Time will be increased by Zero (0) days.

The date of Substantial Completion as of the date of this Change Order therefore is UNCHANGED.

NOTE: This Change Order does not include changes in the Contract Sum, Contract Time or Guaranteed Maximum Price which have been authorized by Construction Change Directive until the cost and time have been agreed upon by both the Owner and Contractor, in which case a Change Order is executed to supersede the Construction Change Directive.

NOT VALID UNTIL SIGNED BY THE ARCHITECT, CONTRACTOR AND OWNER.

<u>Armstrong, Torseth, Skold & Rydeen, Inc.</u> ARCHITECT (Firm name)	<u>Bituminous Roadways, Inc.</u> CONTRACTOR (Firm name)	<u>ISD 191 Burnsville Eagan Savage</u> OWNER (Firm name)
<u>8501 Golden Valley Road, Suite 300, Minneapolis, MN, 55427</u> ADDRESS	<u>1520 Commerce Drive, Mendota Heights, MN 55120</u> ADDRESS	<u>200 West Burnsville Parkway, Burnsville, MN 55337</u> ADDRESS
<u></u> BY (Signature)	<u></u> BY (Signature)	<u></u> BY (Signature)
<u>Mark G. Hayes, AIA, Partner</u> (Typed name)	<u>Jason Krausz</u> (Typed name)	<u></u> (Typed name)
<u>AVG. 31, 2017</u> DATE	<u>9-5-17</u> DATE	<u></u> DATE



Bituminous Roadways, Inc.

1520 Commerce Drive, Mendota Heights, MN 55120
Phone 651-686-7001 Fax 651-687-9857
Visit us at www.bitroads.com

To: ISD 191 - BURNSVILLE	Contact: GLENN SIMON
Address: 200 W. BURNSVILLE PARKWAY BURNSVILLE, MN 55337	Phone:
	Fax:
Project Name: EAGLE RIDGE ELEMENTARY PATH PAVEMENT	Bid Number:
Project Location: 13955 GLENDALE AVE, SAVAGE, MN	Bid Date: 8/21/2017
Attachments: PATH.pdf	

Item Description

- Excavate Existing Bituminous Surface To Accommodate A 2.5 Inch Pavement Section. Dispose Of Off Site.
- Shape And Compact Existing Aggregate Base.
- Furnish And Install A 2.5 Inch (Compacted Thickness) MN/DOT 2360 Type SPWEA340B Bituminous Wearing Course.

Total Bid Price: \$4,650.00

Notes:


- All work to be completed in 2017.
- Noted Addn: None
- Proposed Work Does Not Include: Landscape Restoration, Irrigation Repair/Restoration, Private Utility Locates/Repairs, Sub-soil Corrections, Erosion Control, Towing Charges, Permits and Fees, Multiple Mobilizations, Surveying or any Unforeseen Conditions.
- For more information: www.bitroads.com

Payment Terms:

This proposal is subject to credit approval and is valid for 15 calendar days, after which time price quotes may be withdrawn without notice. This quote is based on standard AGC subcontract language and shall become a rider to any contract.

Payments due net 30 days.

<p>ACCEPTED: The above prices, specifications and conditions are satisfactory and are hereby accepted.</p> <p>Buyer: _____</p> <p>Signature: _____</p> <p>Date of Acceptance: _____</p>	<p>CONFIRMED: BITUMINOUS ROADWAYS, INC. - MENDOTA HEIGHTS</p> <p>Authorized Signature: _____</p> <p>Estimator: Jason Krause (651) 287-6072 krausej@bitroads.com</p>
---	---



211.0 SQ YD

PATH PAVEMENT

Ron Spoden

From: GLENN Simon <gsimon@isd191.org>
Sent: Tuesday, August 22, 2017 11:43 AM
To: Ron Spoden
Cc: Mark Hayes
Subject: Re: FW: Eagle Ridge Path


Ron,

Please have them proceed with this work, thanks.

Glenn Simon
Director of Operations & Transportation

Tel. 952.707.2035
Cell 612.490.6436
Web www.isd191.org

200 W. Burnsville Parkway
Burnsville, MN 55337



On Tue, Aug 22, 2017 at 9:52 AM, Ron Spoden <RSpoden@atsr.com> wrote:

Glenn,

Attached is Bituminous Roadway's proposal for reconstructing the path out in front of the tennis court for your review and/or approval.

Their cost per square yard is within reason.

Though we are still waiting Bituminous Roadway's response to yesterday's review of the tennis court pavement slopes, and how they plan to correct the courts surface.

A T S & R planners | architects | engineers

d [763 525-3218](tel:763-525-3218) w [763 545-3731](tel:763-545-3731) f [763 525 3289](tel:763-525-3289)

From: Jason Krause [<mailto:krausej@bitroads.com>]
Sent: Monday, August 21, 2017 7:55 AM
To: Ron Spoden
Subject: Eagle Ridge Path

Ron,

Attached is our proposal for the path project.

Thanks,


Jason Krause | Key Accounts Manager

Bituminous Roadways, Inc.

1520 Commerce Drive | Mendota Heights, MN 55120

Cell: [612.366.6845](tel:612.366.6845) | Main: [651.686.7001](tel:651.686.7001)

www.bitroads.com | [Request a Free Quote](#)





Future Ready. Community Strong.

**Agenda II.B.8.
September 28, 2017**

To: Board of Education
From: Cindy Amoroso, Superintendent
Date: September 22, 2017
Re: Policies 101: *Legal Status of the School District*; 101.1: *Name of the School District*; 102: *Equal Educational Opportunity*; and 103: *Complaints-Students, Employees, Parents, Other Persons*

Recommendation: Approve with no changes Policy 101: *Legal Status of the School District* and Policy 101.1: *Name of the School District*; and approve, on a first reading basis, changes to Policies 102: *Equal Educational Opportunity* and 103: *Complaints-Students, Employees, Parents, Other Persons*.

The Policy Review Committee met on September 19, 2017 and recommend approving these policies.

- Approve with no changes Policy 101: *Legal Status of the School District* and 101.1: *Name of the School District*. No changes were made to these policies after being reviewed.
- Approve minor changes to Policies 102: *Equal Educational Opportunity* and 103: *Complaints-Students, Employees, Parents, Other Persons*. Slight changes were suggested by administration and reviewed by the Policy Review Committee.

Adopted: 6/25/2015
Reviewed: ~~5/26/2016~~9/28/2017
Revised: 6/9/2016
Rescinds:

Burnsville-Eagan-Savage School District Policy 101

101 LEGAL STATUS OF THE SCHOOL DISTRICT

I. PURPOSE

A primary principle of this nation is that the public welfare demands an educated and informed citizenry. The power to provide for public education is a state function vested in the state legislature and delegated to local school districts. The purpose of this policy is to clarify the legal status of the school district.

II. GENERAL STATEMENT OF POLICY

- A. The school district is a public corporation subject to the control of the legislature, limited only by constitutional restrictions. The school district has been created for educational purposes.
- B. The legislature has authority to prescribe the school district's powers and privileges, its boundaries and territorial jurisdictions.
- C. The school district has only the powers conferred on it by the legislature; however, the school board's authority to govern, manage, and control the school district, to carry out its duties and responsibilities, and to conduct the business of the school district includes implied powers in addition to any specific powers granted by the legislature.

III. RELATIONSHIP TO OTHER ENTITIES

- A. The school district is a separate legal entity.
- B. The school district is coordinate with and not subordinate to the county(ies) in which it is situated.
- C. The school district is not subservient to municipalities within its territory.

IV. POWERS AND AUTHORITY OF THE SCHOOL DISTRICT

- A. Funds
 - 1. The school district, through its school board, has authority to raise funds for the operation and maintenance of its schools and authority to manage and expend such funds, subject to applicable law.

2. The school district has wide discretion over the expenditure of funds under its control for public purposes, subject to the limitations provided by law.
3. School district administrators/board members occupy a fiduciary position in the management and expenditure of funds entrusted to them.

B. Raising Funds

1. The school district shall, within the limitations specified by law, provide by levy of tax necessary funds for the conduct of schools, payment of indebtedness, and all proper expenses.
2. The school district may issue bonds in accordance with the provisions of Minn. Stat. Ch. 475, or other applicable law.
3. The school district has authority to accept gifts and donations for school purposes, subject to applicable law.

C. Property

1. The school district may acquire property for school purposes. It may sell, exchange, or otherwise dispose of property which is no longer needed for school purposes, subject to applicable law.
2. The school district shall manage its property in a manner consistent with the educational functions of the district.
3. The school district may permit the use of its facilities for community purposes which are not inconsistent with, nor disruptive of, its educational mission.
4. School district administrators/board members hold school property as trustees for the use and benefit of students, taxpayers, and the community.

D. Contracts

1. The school district is empowered to enter into contracts in the manner provided by law.
2. The school district has authority to enter into installment purchases and leases with an option to purchase, pursuant to Minn. Stat. § 465.71 or other applicable law.
3. The school district has authority to make contracts with other governmental agencies and units for the purchase, lease or other acquisition of equipment, supplies, materials, or other property, including real property.

4. The school district has authority to enter into employment contracts. As a public employer, the school district, through its designated representatives, shall meet and negotiate with public employees in an appropriate bargaining unit and enter into written collective bargaining agreements with such employees, subject to applicable law.

E. Instructional Resources, Educational Materials, and Studies

1. The school district shall establish and apply the school curriculum.
2. The school district, through its school board and administrators, has the authority to determine what instructional resources, educational materials, and studies should be pursued.

F. Actions and Suits

The school district has authority to sue and to be sued.

Legal References: Minn. Const. art. 13, § 1
Minn. Stat. Ch. 123B (School Districts, Powers and Duties)
Minn. Stat. Ch. 179A (Public Employment Labor Relations)
Minn. Stat. § 465.035 (Conveyance or Lease of Land)
Minn. Stat. §§ 465.71; 471.345; 471.6161; 471.6175; 471.64 (Rights, Powers, Duties of Political Subdivisions)
Minnesota Association of Public Schools v. Hanson, 287 Minn. 415, 178 N.W.2d 846 (1970)
Independent School District No. 581 v. Mattheis, 275 Minn. 383, 147 N.W.2d 374 (1966)
Village of Blaine v. Independent School District No. 12, 272 Minn. 343, 138 N.W.2d 32 (1965)
Huffman v. School Board, 230 Minn. 289, 41 N.W.2d 455 (1950)
State v. Lakeside Land Co., 71 Minn. 283, 73 N.W.970 (1898)

Cross References: Burnsville-Eagan-Savage School District Policy 201 (Legal Status of School Board)
Burnsville-Eagan-Savage School District Policy 603 (Curriculum Development)
Burnsville-Eagan-Savage School District Policy 604 (Instructional Curriculum)
Burnsville-Eagan-Savage School District Policy 606 (Instructional Resources)
Burnsville-Eagan-Savage School District Policy 704 (Development and Maintenance of an Inventory of Fixed Asset Accounting System)
Burnsville-Eagan-Savage School District Policy 705 (Investments)
Burnsville-Eagan-Savage School District Policy 706 (Acceptance of Gifts)
Burnsville-Eagan-Savage School District Policy 801 (Equal Access to School Facilities)
MSBA Service Manual, Chapter 3, Employee Negotiations

MSBA Service Manual, Chapter 13, School Law Bulletin "F" (Contract and Bidding Procedures)

Adopted: 6/25/2015

Burnsville-Eagan-Savage School District Policy 101.1

Reviewed: ~~6/11/2015~~9/28/2017

Revised:

Rescinds:

101.1 NAME OF THE SCHOOL DISTRICT

I. PURPOSE

The purpose of this policy is to clarify the name of the school district.

II. GENERAL STATEMENT OF POLICY

Pursuant to statute, the official name of the school district is Independent School District No. 191. However, the school district is often referred to by other informal names. In order to avoid confusion and to encourage consistency in school district letterheads, signage, publications and other materials, the school board intends to establish a uniform name for the school district.

III. UNIFORM NAME

- A. The public name of the school district shall be the Burnsville-Eagan-Savage School District.
- B. The name specified above may be used to refer to the school district and may be shown on school district letterheads, signage, publications and other materials.
- C. In official communications and on school district ballots, the school district shall be referred to as Independent School District No. 191 (Burnsville-Eagan-Savage), but inadvertent failure to use the correct name shall not invalidate any legal proceeding or matter or affect the validity of any document.

Legal References: Minn. Stat. § 123A.55 (Classes, Number)

Cross References:

Adopted: 10/1999
Reviewed: 5/26/2016/9/28/2017
Revised: 6/9/2016
Rescinds: AC

Burnsville-Eagan-Savage School District Policy 102

102 EQUAL EDUCATIONAL OPPORTUNITY

I. PURPOSE

The purpose of this policy is to ensure that equal educational opportunity is provided for all students of the school district.

II. GENERAL STATEMENT OF POLICY

- A. The school district's policy is to provide equal educational opportunity for all students. The school district does not unlawfully discriminate on the basis of race, color, creed, religion, national origin, sex, gender identity, marital status, parental status, status with regard to public assistance, disability, sexual orientation or age. The school district also makes reasonable accommodations for ~~disabled~~ students with disabilities.
- B. The school district prohibits the harassment of any individual for any of the categories listed above. For information about the types of conduct that constitute violation of the school district's policy on harassment and violence and the school district's procedures for addressing such complaints, refer to the school district's policy on harassment and violence.
- C. This policy applies to all areas of education including academics, coursework, co-curricular and extracurricular activities, or other rights or privileges of enrollment.
- D. Every school district employee is responsible to comply with and ensure compliance with this policy.
- E. Any student, parent or guardian having a question regarding this policy should discuss it with the Assistant Superintendent.

Legal References: Minn. Stat. § 121A.03, Subd. 2 (Sexual, Religious, and Racial Harassment and Violence Policy)
Minn. Stat. Ch. 363A (Minnesota Human Rights Act)
20 U.S.C. § 1681 *et seq.* (Title IX of the Education Amendments of 1972)
42 U.S.C. § 12101 *et seq.* (Americans with Disabilities Act)

Cross References: Burnsville-Eagan-Savage School District Policy 402 (Disability Nondiscrimination)
Burnsville-Eagan-Savage School District Policy 413 (Harassment and

Violence)

Burnsville-Eagan-Savage School District Policy 521 (Student Disability
Nondiscrimination)

Burnsville-Eagan-Savage School District Policy 522 (Student Sex
Nondiscrimination)

Adopted: 6/1986

Burnsville-Eagan-Savage School District Policy 103

Reviewed: [6/11/2015](#)/[9/28/2017](#)

Revised: 6/25/2015

Rescinds: KL

103 COMPLAINTS – STUDENTS, EMPLOYEES, PARENTS, OTHER PERSONS

I. PURPOSE

The school district takes seriously all concerns or complaints by students, employees, parents or other persons. If a specific complaint procedure is provided within any other policy of the school district, negotiated agreement, or Terms and Conditions of Employment, the specific procedure shall be followed in reference to such a complaint. If a specific complaint procedure is not provided, the purpose of this policy is to provide a procedure that may be used.

II. GENERAL STATEMENT OF POLICY

- A. Students, parents, employees or other persons, may report concerns or complaints to the school district. While written reports are encouraged, a complaint may be made orally. Any employee receiving a complaint shall advise the principal or immediate supervisor of the receipt of the complaint. The supervisor shall make an initial determination as to the seriousness of the complaint and whether the matter should be referred to the superintendent. A person may file a complaint at any level of the school district; i.e., principal, superintendent, or school board. However, persons are encouraged to file a complaint at the building level with the staff member most immediately involved with the issue when appropriate.
- B. Depending upon the nature and seriousness of the complaint, the supervisor or other administrator receiving the complaint shall determine the nature and scope of the investigation or follow-up procedures. If the complaint involves serious allegations, the matter shall promptly be referred to the superintendent who shall determine whether an internal or external investigation should be conducted. In either case, the superintendent shall determine the nature and scope of the investigation and designate the person responsible for the investigation or follow-up relating to the complaint. The designated investigator shall ascertain details concerning the complaint and respond promptly to the appropriate administrator concerning the status or outcome of the matter.
- C. The appropriate administrator shall respond in a reasonable time-period in writing to the complaining party concerning the ~~outcome completion~~ of the investigation ~~or follow up, including any appropriate action or corrective measure that was taken~~. The superintendent shall be copied on the correspondence and consulted in advance of the written response when appropriate. The response to the complaining party shall be consistent with the rights of others pursuant to the

applicable provisions of Minn. Stat. Ch. 13 (the Minnesota Government Data Practices Act) or other law.

- D. Before a complaint against an employee is acted upon, the employee will have the opportunity to respond to the complaint ~~in writing and/or in conference~~ with the appropriate administrator to present information relevant to the complaint.
- E. No reprisals against a complainant or witness will be tolerated.

Legal References: Minn. Stat. Ch. 13 (Minnesota Government Data Practices Act)

Cross References: Burnsville-Eagan-Savage School District Policy 206 (Public Participation in School Board Meetings/Complaints about Persons at School Board Meetings and Data Privacy Considerations)
Burnsville-Eagan-Savage School District Policy 403 (Discipline, Suspension, and Dismissal of School District Employees)
Burnsville-Eagan-Savage School District Policy 413 (Harassment and Violence)
Burnsville-Eagan-Savage School District Policy 514 (Bullying Prohibition)
MSBA Service Manual, Chapter 13, School Law Bulletin “I” (School Records – Privacy – Access to Data)



**Agenda III.A.
September 28, 2017**

To: Board of Education
Superintendent Cindy Amoroso

From: Tom Umhoefer, Director of Community Education

Date: September 22, 2017

Re: Receive a report on Early Childhood Programs

Receive a report from Tom Umhoefer, Director of Community Education on Early Childhood Programs.



ONE91
Burnsville · Eagan · Savage



82

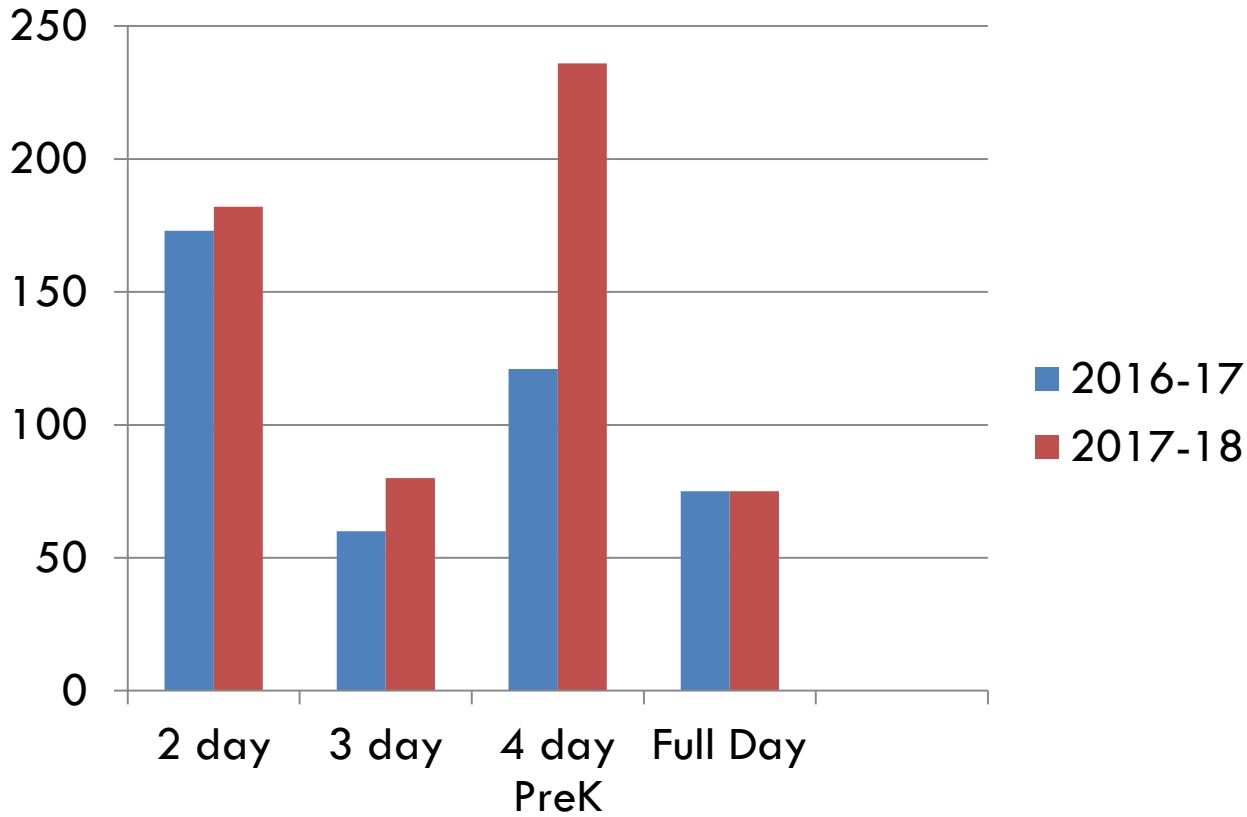
Early Childhood Programs Update September 28, 2017

Future Ready. Community Strong.

Vision One91 and Early Childhood



Preschool Enrollment (3-5 year olds)



Prekindergarten Site Expansion

- **2016-17**

- Hidden Valley
- Rahn
- Sky Oaks
- Sioux Trail
- Diamondhead

- **2017-18 and 2018-19**

- Hidden Valley 1
- Hidden Valley 2*
- Rahn
- Sky Oaks
- Sioux Trail
- Vista View*
- Gideon Pond*
- Diamondhead

2016-17

116 Voluntary Pre-Kindergarten 220



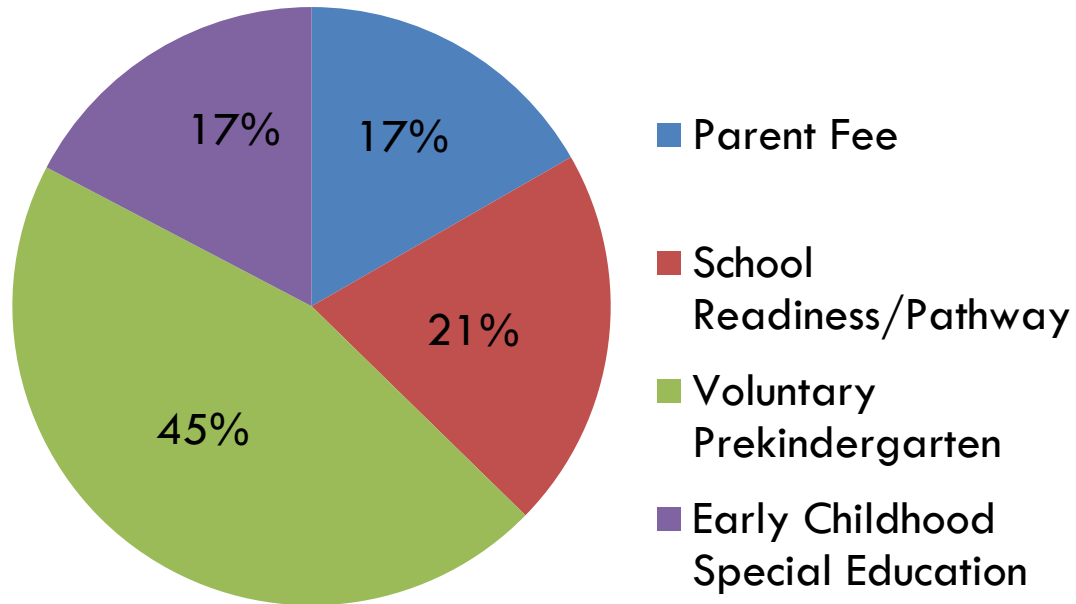
41

School Readiness

52



Current Preschool Funding



Identified needs:

- Increase prekindergarten options to all elementary buildings
- Expand Family Learning
- Build parent partnerships using a Birth to age 8 framework

Considerations...

- Registration Processes
- Impact of Early Education
- PreK – Grade 3 Alignment

Thank you for your investment in our youngest learners!





**Agenda III.B.
September 28, 2017**

To: Board of Education
Superintendent Cindy Amoroso

From: Ruth Dunn, Director of Communications

Date: September 22, 2017

Re: Receive a report on Levy Communications

Receive a report from Ruth Dunn on Levy Communications.



ONE91
Burnsville · Eagan · Savage



2017 Operating Levy Referendum Communications

91

Future Ready. Community Strong.

District responsibility

Distribute factual information:

- What is being proposed
- What will result from passage or failure
- Tax impact
- How/where to vote

Levy logo - Identifiable on website & all materials

93



Levy Materials

- Fact sheet (English, Spanish and Somali)
- Bookmark (English, Spanish and Somali)
- Sample ballot with callouts
- Voting information
- Video
- Slide show
- Website

All materials at www.isd191.org/referendum

District Website

All information is located here:

www.isd191.org

Publicity

- News releases to local papers
- District e-newsletter (5,000 subscribers)
- Social media: Facebook, Twitter & Instagram
- District newsletter mailed - August & October
- Cable TV channel
- Community Education catalog
- Emails to families, staff, key communicators
- Website: www.isd191.org/referendum
- Required legal mailing to property tax payers

Site teams

- Principal/director with staff members and parents
- Training in August & received materials
- Each team developed strategies to get factual district information to their families

Outreach

More than 30 information sessions scheduled:

- Schools
- Civic organizations
- Community groups
- Senior Center
- Chambers of Commerce
- City Councils
- Others by request

Community meetings

- **Thursday, Oct. 5**, 6:30 p.m. at Metcalf Middle School, 2250 Diffley Road
- **Monday, Oct. 9**, at 6:30 p.m. at Diamondhead Education Center 200 W. Burnsville Parkway

For more information

Website: www.isd191.org/referendum

Phone info line: 952-707-2019

Direct line: 952-707-2020

Email: referendum@isd191.org



Agenda Item III.C.
September 28, 2017

TO: Members, Board of Education
Cindy Amoroso, Superintendent

FROM: Lisa Rider, Executive Director of Business Services

DATE: September 22, 2017

RE: Approve revision of Long-Term Facilities Maintenance Revenue Application

Recommendation: That the Board of Education approve the revision of Long-Term Facilities Maintenance Revenue Application.

This recommendation may or may not be needed. At the time of this writing, I am verifying the amount that we may be able to levy without increasing the taxpayer levy yet maximize our opportunity to address long-term facility needs. Since our meeting in June when the board approved the Long-term facility maintenance revenue application, our financial advisors have assisted us in running some taxpayer impact reports. Based on this information and the currently run levy documents, I will be determining if there is a need for a revision and if so, presenting this to you on September 28, 2017 prior to the board approval of the Preliminary Certified Levy.

Long-Term Facilities Maintenance (LTFM) Ten-Year Revenue Projection				Revised 6/02/2017											
191 <= Type in School District Number															
BURNSVILLE PUBLIC SCHOOL DISTRICT															
Calculations for Ten Year Projection		Pay 17	Payable 2017 LLC Certification	Current Estimate											
	LLC #	FY 2018	FY 2018	FY 2019	FY 2020	FY 2021	FY 2022	FY 2023	FY 2024	FY 2025	FY 2026	FY 2027			
1	Type your district number in cell A2 (Minneapolis = 1.2)														
2	Type APU, health and safety and alternative facilities project, and bond estimates in lines 6a, 14, 17 to 18, 20, 21, 26, 27 and 50														
3	Type debt excess, intermediate/coop district, and revenue reduction data in lines 13, 15, 23, 31, and 33														
4	Look-up data from following tabs														
5	Initial Formula Revenue														
6	Current year APU	55	9,727.48	9,790.39	9,622.00	9,622.00	9,622.00	9,622.00	9,622.00	9,622.00	9,622.00	9,622.00	9,622.00	9,622.00	9,622.00
6a	Additional Pre-K Pupil Units (line 19 of Pre-K application)														
6b	Total Adjusted Pupil Units = (6) + (6a)														
7	District average building age (uncapped)	402	45.40	42.13	43.13	44.13	45.13	46.13	47.13	48.13	49.13	50.13	51.13		
8	Formula allowance		\$ 292.00	\$ 292.00	\$ 380.00	\$ 380.00	\$ 380.00	\$ 380.00	\$ 380.00	\$ 380.00	\$ 380.00	\$ 380.00	\$ 380.00	\$ 380.00	\$ 380.00
9	Building age ratio = (Lesser of 1 or (7) / 35)	403		1.00000	1.00000	1.00000	1.00000	1.00000	1.00000	1.00000	1.00000	1.00000	1.00000	1.00000	1.00000
10	Initial revenue = (6) * (8) * (9)	404	2,840,424	2,858,793	3,656,360	3,656,360	3,656,360	3,656,360	3,656,360	3,656,360	3,656,360	3,656,360	3,656,360	3,656,360	3,656,360
11	Added revenue for Eligible H&S Projects > \$100,000 / site														
12	Debt service for existing Alt facilities H&S bonds (1B) - gross before debt excess	702		-	-	-	-	-	-	-	-	-	-	-	-
13	Debt Excess related to Debt service for existing Alt facilities H&S bonds (1B)	758		-	-	-	-	-	-	-	-	-	-	-	-
14	Debt service for portion of existing Alt facilities bonds from line (22) attributable to eligible H&S Projects > \$100,000 per site (1A)	701		-	-	-	-	-	-	-	-	-	-	-	-
15	Debt Excess related to Debt service for portion of existing Alt facilities bonds attributable to eligible H&S Projects > \$100,000 per site (1A)	757		-	-	-	-	-	-	-	-	-	-	-	-
17	Net debt service for LTFM bonds for eligible new H&S projects > \$100,000 / site = (principal + interest)*1.05 - portion of bond paid by initial revenue	703		-	-	-	-	-	-	-	-	-	-	-	-
18	Pay as you go revenue for eligible new H&S projects > \$100,000 / site	407		-	-	-	-	-	-	-	-	-	-	-	-
19	Total FY 17 revenue for eligible H&S projects >\$100,000 / site (12) - (13) + (14) -(15) + (17) + (18)	408		-	-	-	-	-	-	-	-	-	-	-	-
	Added revenue for Pre-K remodeling (for VPK approvals only)														
20a	Net debt service for bonds approved for Pre-K remodeling	704		-	-	-	-	-	-	-	-	-	-	-	-
20b	Pay as you go for projects approved for Pre-K remodeling	409		-	-	-	-	-	-	-	-	-	-	-	-
20c	Total Pre-K revenue			-	-	-	-	-	-	-	-	-	-	-	-
20d	Total New Law Revenue (10) + (19) + (20c)	410		2,858,793	3,656,360	3,656,360	3,656,360	3,656,360	3,656,360	3,656,360	3,656,360	3,656,360	3,656,360	3,656,360	3,656,360

102

Long-Term Facilities Maintenance (LTFM) Ten-Year Revenue Projection			Revised 6/02/2017										
191 <= Type in School District Number													
BURNSVILLE PUBLIC SCHOOL DISTRICT													
Calculations for Ten Year Projection			Pay 17	Payable 2017	Current Estimate								
	LLC #	FY 2018	FY 2018	FY 2019	FY 2020	FY 2021	FY 2022	FY 2023	FY 2024	FY 2025	FY 2026	FY 2027	
21	411	484,528	-	438,646	428,742	419,742	438,646	428,742	419,742	438,646	428,742	419,742	
22			6,441,642	6,632,257	6,532,717	6,795,637	6,810,783	6,763,848	6,793,327	6,813,539	6,820,784	6,824,591	
23			-	-	-	-	-	-	-	-	-	-	
24	765		6,441,642	6,632,257	6,532,717	6,795,637	6,810,783	6,763,848	6,793,327	6,813,539	6,820,784	6,824,591	
25	766		-	-	-	-	-	-	-	-	-	-	
26	414		1,500,000	2,159,005	1,730,578	1,526,541	1,629,100	1,763,072	1,781,110	1,515,958	1,773,100	1,590,680	
27	417		-	-	-	-	-	-	-	-	-	-	
27a	703		-	-	-	-	-	-	-	-	-	-	
27b	705		-	-	-	-	-	-	-	-	-	-	
28	422		-	-	-	-	-	-	-	-	-	-	
29	423	8,237,253	7,941,642	9,229,908	8,692,037	8,741,920	8,878,529	8,955,662	8,994,179	8,768,143	9,022,626	8,835,013	
30	424	8,237,253	7,941,642	9,229,908	8,692,037	8,741,920	8,878,529	8,955,662	8,994,179	8,768,143	9,022,626	8,835,013	
31	425	-	-	-	-	-	-	-	-	-	-	-	
32	426	8,237,253	7,941,642	9,229,908	8,692,037	8,741,920	8,878,529	8,955,662	8,994,179	8,768,143	9,022,626	8,835,013	
33	427	8,703		3,951	8,600	8,600	100,000	5,500	5,500	8,600	15,000	15,000	
34	428	8,245,956	7,941,642	9,233,859	8,700,637	8,750,520	8,978,529	8,961,162	8,999,679	8,776,743	9,037,626	8,850,013	
Aid and Levy Shares of Total Revenue													
35		2015	2015	2016	2017	2018	2019	2020	2021	2022	2023	2024	
36	31	72,759,509	72,759,509	78,283,084	81,414,407	84,670,984	88,057,823	91,580,136	95,243,341	99,053,075	103,015,198	107,135,806	
37	52	10,135.75	10,135.75	9,932.58	9,828.27	9,790.39	9,780.35	9,780.35	9,780.35	9,780.35	9,780.35	9,780.35	
38	430	7,178.50	7,178.50	7,881.45	8,283.69	8,648.38	9,003.55	9,363.69	9,738.23	10,127.76	10,532.87	10,954.19	
39	431	7,373.50	7,373.50	7,701.26	8,060.47	8,410.61	8,747.00	9,097.00	9,461.00	9,839.00	10,233.00	10,642.00	
40	432	9,069.41	9,069.41	9,472.55	9,914.38	10,345.05	10,758.81	11,189.31	11,637.03	12,101.97	12,586.59	13,089.66	
41	433	79.15%	79.15%	83.20%	83.55%	83.60%	83.69%	83.68%	83.68%	83.69%	83.68%	83.69%	
42	434	20.85%	20.85%	16.80%	16.45%	16.40%	16.31%	16.32%	16.32%	16.31%	16.32%	16.31%	
43	429	2,840,424	2,858,793	3,656,360	3,656,360	3,656,360	3,656,360	3,656,360	3,656,360	3,656,360	3,656,360	3,656,360	
44	435	592,209	596,039	614,157	601,388	599,672	596,522	596,563	596,604	596,467	596,598	596,505	
45	437	-	-	-	-	-	-	-	-	-	-	-	
46	438	592,209	596,039	614,157	601,388	599,672	596,522	596,563	596,604	596,467	596,598	596,505	
47	441	7,653,747	7,345,603	8,619,702	8,099,249	8,150,848	8,382,007	8,364,599	8,403,075	8,180,277	8,441,028	8,253,508	
48 Debt Service Portion of Revenue (non-grandfather districts)													
49	765+766+703		6,441,642	6,632,257	6,532,717	6,795,637	6,810,783	6,763,848	6,793,327	6,813,539	6,820,784	6,824,591	
50	705		-	-	-	-	-	-	-	-	-	-	
51	767		6,441,642	6,632,257	6,532,717	6,795,637	6,810,783	6,763,848	6,793,327	6,813,539	6,820,784	6,824,591	
52	442		2,858,793	3,656,360	3,656,360	3,656,360	3,656,360	3,656,360	3,656,360	3,656,360	3,656,360	3,656,360	
53	443		596,039	614,157	601,388	599,672	596,522	596,563	596,604	596,467	596,598	596,505	
54	445		2,262,754	3,042,203	3,054,972	3,056,688	3,059,838	3,059,797	3,059,756	3,059,893	3,059,762	3,059,855	
55	446		3,582,849	2,975,897	2,876,357	3,139,277	3,154,423	3,107,488	3,136,967	3,157,179	3,164,424	3,168,231	
56 General Fund Portion of Revenue (non-grandfather districts)													
57	447		1,500,000	2,601,602	2,167,920	1,954,883	2,167,746	2,197,314	2,206,352	1,963,204	2,216,842	2,025,422	

303

Long-Term Facilities Maintenance (LTFM) Ten-Year Revenue Projection			Revised 6/02/2017										
191	<= Type in School District Number												
	BURNSVILLE PUBLIC SCHOOL DISTRICT												
		Payable 2017											
Calculations for Ten Year Projection			Pay 17	LLC Certification	Current Estimate								
	LLC #	FY 2018	FY 2018	FY 2019	FY 2020	FY 2021	FY 2022	FY 2023	FY 2024	FY 2025	FY 2026	FY 2027	
58	General Fund Equalized Revenue = (43) - (52)	448	-	-	-	-	-	-	-	-	-	-	
59	Total General Fund Aid = (46) - (53)	449	-	-	-	-	-	-	-	-	-	-	
60	General Fund Equalized Levy = (58) * (41)	450	-	-	-	-	-	-	-	-	-	-	
61	General Fund Unequalized levy = (57) - (58)	451	1,500,000	2,601,602	2,167,920	1,954,883	2,167,746	2,197,314	2,206,352	1,963,204	2,216,842	2,025,422	
62	Total General Fund Levy = (60) + (61)	452	1,500,000	2,601,602	2,167,920	1,954,883	2,167,746	2,197,314	2,206,352	1,963,204	2,216,842	2,025,422	
Notes: 1. Underlevy on general fund equalized levy results in proportionate reduction in associated aid. 2. Total Debt Service revenue on line 49 must not exceed total LTFM revenue for individual district projects (line 30) for any of the 10 years in the plan. 3. For 1A districts with old Alt Facilities bonding, the amount on line 22 will reduce initial revenue on line 10, less the H & S portion entered on line 14.													

	Division of School Finance 1500 Highway 36 West Roseville, MN 55113-4266	Long-Term Facility Maintenance Revenue Application – Ten-Year Expenditure	ED - 02478-02
---	--	---	---------------

INSTRUCTIONS: Enter estimated expenditures that are allowable uses of Long-term Facilities Maintenance Revenue under MS 123B.595, Subd. 10, by UFARS Finance Code by fiscal year in the space provided.

	District Name:	ISD 191 Burnsville-Eagan-Savage Schools	District #	191
			Date:	6/22/2017
	District Contact for Questions on this Spreadsheet:		E-mail:	lrider@isd191.org
	Name:		Lisa Rider	
			Phone #:	(952) 707 -2050

	Fiscal Year, Ending June 30th -->	2017	2018	2019	2020	2021	2022	2023	2024	2025	2026	2027
--	-----------------------------------	------	------	------	------	------	------	------	------	------	------	------

ESTIMATED EXPENDITURES:

Health and Safety, Excluding Projects in Finance codes 358, 363 and 366 Costing > \$100,000 per Site

Finance	Category	2017	2018	2019	2020	2021	2022	2023	2024	2025	2026	2027
347	Physical Hazards	\$100,129	\$84,392	\$72,392	\$72,392	\$72,392	\$72,392	\$72,392	\$72,392	\$72,392	\$72,392	\$72,392
349	Other Hazardous Materials	\$30,092	\$31,000	\$31,000	\$31,000	\$31,000	\$31,000	\$31,000	\$31,000	\$31,000	\$31,000	\$31,000
352	Environmental Health & Safety Management	\$217,491	\$250,850	\$234,350	\$234,350	\$234,350	\$234,350	\$234,350	\$234,350	\$234,350	\$234,350	\$234,350
358	Asbestos Removal and Encapsulation	\$27,930	\$10,000	\$10,000	\$10,000	\$10,000	\$10,000	\$10,000	\$10,000	\$10,000	\$10,000	\$10,000
363	Fire Safety	\$106,604	\$67,636	\$90,904	\$81,000	\$72,000	\$90,904	\$81,000	\$72,000	\$90,904	\$81,000	\$72,000
366	Indoor Air Quality	\$24,020	\$40,650	\$0	\$0	\$0	\$0	\$0	\$0	\$0	\$0	\$0
	Total Health and Safety Capital Projects	\$506,266	\$484,528	\$438,646	\$428,742	\$419,742	\$438,646	\$428,742	\$419,742	\$438,646	\$428,742	\$419,742

Health and Safety, Projects Costing > \$100,000 per Site

358	Asbestos Removal and Encapsulation	\$0	\$0	\$0	\$0	\$0	\$0	\$0	\$0	\$0	\$0	\$0
363	Fire Safety	\$0	\$0	\$0	\$130,000	\$0	\$0	\$0	\$0	\$0	\$0	\$0
366	Indoor Air Quality	\$0	\$0	\$0	\$0	\$0	\$0	\$0	\$0	\$0	\$0	\$0
	Total Health and Safety Capital Projects \$100,000 or More	\$0	\$0	\$0	\$130,000	\$0	\$0	\$0	\$0	\$0	\$0	\$0

Remodeling for Pre-K instruction approved under M.S. 124D.151

355	Remodeling for Pre-K instruction approved by the commissioner	\$0	\$0	\$0	\$0	\$0	\$0	\$0	\$0	\$0	\$0	\$0
-----	---	-----	-----	-----	-----	-----	-----	-----	-----	-----	-----	-----

Accessibility

367	Accessibility	\$0	\$0	\$0	\$0	\$0	\$0	\$0	\$0	\$0	\$0	\$0
-----	---------------	-----	-----	-----	-----	-----	-----	-----	-----	-----	-----	-----

Deferred Capital Expenditures and Maintenance Projects

368	Building Envelope	\$314,829	\$0	\$352,375	\$0	\$190,000	\$101,000	\$96,000	\$0	\$0	\$0	\$185,000
369	Building Hardware and Equipment	\$0	\$0	\$0	\$0	\$0	\$0	\$65,000	\$0	\$0	\$0	\$0
370	Electrical	\$0	\$0	\$0	\$0	\$0	\$0	\$0	\$0	\$15,000	\$0	\$0
379	Interior Surfaces	\$1,043,240	\$0	\$638,102	\$249,300	\$554,691	\$1,244,300	\$63,072	\$0	\$0	\$0	\$175,080
380	Mechanical Systems	\$318,636	\$1,748,900	\$230,000	\$55,000	\$0	\$0	\$45,000	\$0	\$0	\$1,394,100	\$0
381	Plumbing	\$90,054	\$0	\$145,000	\$0	\$0	\$0	\$0	\$0	\$0	\$75,000	\$985,600
382	Professional Services and Salary	\$374,448	\$319,937	\$239,048	\$249,410	\$231,000	\$248,800	\$259,000	\$265,000	\$263,300	\$304,000	\$245,000
383	Roof Systems	\$581,444	\$124,300	\$0	\$1,011,868	\$0	\$0	\$1,200,000	\$700,000	\$502,658	\$0	\$0
384	Site Projects	\$208,699	\$924,793	\$554,480	\$35,000	\$550,850	\$35,000	\$35,000	\$816,110	\$735,000	\$0	\$0
	Total Deferred Capital Expense and Maintenance	\$2,931,350	\$3,117,930	\$2,159,005	\$1,600,578	\$1,526,541	\$1,629,100	\$1,763,072	\$1,781,110	\$1,515,958	\$1,773,100	\$1,590,680

Total Annual 10 Year Plan Expenditures

		\$3,437,616	\$3,602,458	\$2,597,651	\$2,159,320	\$1,946,283	\$2,067,746	\$2,191,814	\$2,200,852	\$1,954,604	\$2,201,842	\$2,010,422
--	--	-------------	-------------	-------------	-------------	-------------	-------------	-------------	-------------	-------------	-------------	-------------

105

GENERAL INFORMATION: Minnesota school districts, intermediate school districts and cooperatives applying for long-term facilities maintenance revenue under Minnesota Statutes, section 123B.595, must annually complete the application for Long-Term Facilities Maintenance Revenue – Statement of Assurances (ED-02477-03). The application must be submitted to the Minnesota Department of Education, (MDE) Attn: Sarah Miller by July 31, 2017.

IDENTIFICATION INFORMATION

Name of District or Cooperative:

District Number and Type:

Date Submitted:

STATEMENT OF ASSURANCES

1. All estimated expenditures included in the attached Ten-Year Plan Expenditure spreadsheet under Health and Safety and entered into the MDE health and safety system are for allowed health and safety uses under Minnesota Statutes section 123B.595, subdivision 10, paragraph (a), clause (3); Minnesota Statutes, section 123B.57, subdivision 6; and the Minnesota Department of Education (MDE) *Long-Term Facilities Maintenance Revenue Guide for Allowable Expenditures (June 22, 2016)*, Section E, Health and Safety Qualifying Criteria, and Section F, Additional Requirements Regarding Health and Safety. None of the estimated expenditures included in the attached Ten-Year Plan Expenditure spreadsheet under Health and Safety and entered into the MDE health and safety system are for uses prohibited under Minnesota Statutes, section 123B.595, subdivision 11.
2. All estimated expenditures included in the attached Ten-Year Plan Expenditure spreadsheet under Accessibility and Deferred Maintenance are for allowed uses under Minnesota Statutes, section 123B.595, subdivision 10, paragraph (a), clauses (1) and (2), and the MDE *Long-Term Facilities Maintenance Revenue Guide for Allowable Expenditures (June 22, 2016)*, Section C, Deferred Maintenance Qualifying Criteria or Section D, Disabled Access Qualifying Criteria. None of the estimated expenditures included in the attached Ten-Year Plan Expenditure spreadsheet under Accessibility and Deferred Maintenance are for uses prohibited under Minnesota Statutes, section 123B.595, subdivision 11.
3. All actual expenditures to be reported in Uniform Financial and Accounting Reporting Standards (UFARS) for FY 2019 under Finance codes 347, 349, 352, 358, 363, and 366 will be for allowed health and safety uses under Minnesota Statutes, section 123B.595, subdivision 10, paragraph (a), clause (3); Minnesota Statutes, section 123B.57, subdivision 6; and the Minnesota Department of Education (MDE) *Long-Term Facilities Maintenance Revenue Guide for Allowable Expenditures (June 22, 2016)*, Section E, Health and Safety Qualifying Criteria, and Section F, Additional Requirements Regarding Health and Safety. None of the actual expenditures reported in these Finance codes will be for uses prohibited under Minnesota Statutes, section 123B.595, subdivision 11.
4. All actual expenditures to be reported in UFARS for FY 2018 under the Finance codes 367, 368, 369, 370, 379, 380, 381, 382, 383, and 384 for accessibility and deferred maintenance will be for allowed uses under Minnesota Statutes, section 123B.595, subdivision 10, paragraph (a), clauses (1) and (2), and the MDE *Long-Term Facilities Maintenance Revenue Guide for Allowable Expenditures (June 22, 2016)*, Section C, Deferred Maintenance Qualifying Criteria or Section D, Disabled Access Qualifying Criteria. None of the actual expenditures reported in these Finance codes will be for uses prohibited under Minnesota Statutes, section 123B.595, subdivision 11.
5. The district will maintain a description of each project funded with long-term facilities maintenance revenue that will provide enough detail for an auditor to determine the cost of the project and if the work qualifies for revenue.
6. The district's plan includes provisions for implementing a health and safety program that complies with health, safety and environmental regulations and best practice, including indoor air quality management and remediation of lead hazards.

CERTIFICATION OF STATEMENT OF ASSURANCES

A Statement of Assurances submitted by a single district must be signed by the district superintendent. A Statement of Assurances submitted by an intermediate school district or cooperative must be signed by the intermediate district superintendent or cooperative director.

Signature – Superintendent or Cooperative Director: Name – Superintendent or Cooperative Director (Please print) Date:



**Agenda III.D.
September 28, 2017**

**To: Members, Board of Education
Cindy Amoroso, Superintendent**

From: Lisa K. Rider, Executive Director of Business Services

Date: September 22, 2017

**Re: Certification of the Proposed Property Tax Levy Payable in 2018 and
schedule the Truth in Taxation Hearing**

RECOMMENDATION: that the Board of Education certify the proposed property tax levy for taxes payable in 2018 and authorize the clerk to execute the levy certification forms in the “maximum amount” and to also schedule the Truth in Taxation Hearing on December 14, 2017, to be held during the regularly scheduled board meeting beginning at 6:30 p.m.

Attached is the current copy of the Certified Levy printout. I am working to review final line items to see about any modifications that may be necessary prior to our meeting on the 28th. I will have the latest print out for you on the evening of September 28, 2017. Certifying at the “maximum amount” will allow for anticipated changes and slight statewide adjustments to be made and incorporated into the Proposed Property Tax Notifications and final certified levy.

Attachment: Levy Limitation and Certification 2017 Payable 2018

I. COMPUTATION OF 2017 PAYABLE 2018 LEVY LIMITATION BY FUND (BEFORE COUNTY AUDITOR ADJUSTMENTS):

FUND	INITIAL LEVY LIMITATION	LIMITATION ADJUSTMENTS	ABATEMENT ADJUSTMENTS	OFFSET ADJUSTMENTS	TAC/MAX EFF ADJUSTMENT	MAXIMUM LEVY LIMITATION
GEN-RMV VOTER-EXEMP	4,757,724.26	481,583.58	N/A			5,239,307.84
GEN-RMV OTHER-EXEMP	5,909,162.03	200,588.00-	N/A			5,708,574.03
GEN-NTC VOTER-EXEMP	2,665,552.33		N/A			2,665,552.33
GEN-NTC OTHER-GENED	N/A	N/A	N/A	N/A	N/A	N/A
GEN-NTC OTHER-EXEMP	5,875,986.60	415,006.19-	142,338.29			5,603,318.70
TOTAL GENERAL	19,208,425.22	134,010.61-	142,338.29			19,216,752.90
COM SERV-EXEMP	1,325,994.17	77,132.08	8,856.83			1,411,983.08
DEBT-VOTER-NONEXEMP	3,550,431.00	181,140.75-	62,699.39			3,431,989.64
DEBT-OTHER-NONEXEMP	5,975,213.01	337,615.84-				5,637,597.17
TOTAL DEBT SERV	9,525,644.01	518,756.59-	62,699.39			9,069,586.81
OPEB-VOTER-NONEXEMP						
OPEB-OTHER-NONEXEMP	1,474,200.00	90,962.45-	12,544.22			1,395,781.77
TOTAL OPEB/PENSION	1,474,200.00	90,962.45-	12,544.22			1,395,781.77
TOTAL	31,534,263.40	666,597.57-	226,438.73			31,094,104.56

II. COMPARISON OF 2016 PAYABLE 2017 LEVY LIMITATION WITH 2017 PAYABLE 2018 LEVY LIMITATION (BEFORE COUNTY AUDITOR ADJUSTMENTS):

FUND	2016 PAY 2017 LIMITATION	2017 PAY 2018 LIMITATION	INCREASE (DECREASE)	PERCENT CHANGE
GENERAL	25,990,547.46	19,216,752.90	6,773,794.56-	26.06-
COMMUNITY SERVICE	1,556,451.69	1,411,983.08	144,468.61-	9.28-
GENERAL DEBT SERVICE	9,104,879.59	9,069,586.81	35,292.78-	.39-
OPEB DEBT SERVICE	1,381,585.73	1,395,781.77	14,196.04	1.03
TOTAL	38,033,464.47	31,094,104.56	6,939,359.91-	18.25-

III. COMPARISON OF 2016 PAYABLE 2017 CERTIFIED LEVY PLUS COUNTY AUDITOR ADJUSTMENTS WITH 2017 PAYABLE 2018 CERTIFIED LEVY PLUS COUNTY AUDITOR ADJUSTMENTS:

FUND	2016 PAY 2017 CERTIFIED LEVY + ADJUSTMENTS	2017 PAY 2018 CERTIFIED LEVY + ADJUSTMENTS	INCREASE (DECREASE)	PERCENT CHANGE
GENERAL	25,990,547.46			
COMMUNITY SERVICE	1,556,451.69			
GENERAL DEBT SERVICE	9,104,879.59			
OPEB DEBT SERVICE	1,381,585.73			
TOTAL AFTER ADJUSTMENTS	38,033,464.47			

I. COMPUTATION OF 2017 PAYABLE 2018 LEVY LIMITATION BY FUND (BEFORE COUNTY AUDITOR ADJUSTMENTS):

FUND	INITIAL LEVY LIMITATION	LIMITATION ADJUSTMENTS	ABATEMENT ADJUSTMENTS	OFFSET ADJUSTMENTS	TAC/MAX EFF ADJUSTMENT	MAXIMUM LEVY LIMITATION
GEN-RMV VOTER-EXEMP	4,757,724.26	481,583.58	N/A			5,239,307.84
GEN-RMV OTHER-EXEMP	5,909,162.03	200,588.00-	N/A			5,708,574.03
GEN-NTC VOTER-EXEMP	2,665,552.33		N/A			2,665,552.33
GEN-NTC OTHER-GENED	N/A	N/A	N/A	N/A	N/A	N/A
GEN-NTC OTHER-EXEMP	5,875,986.60	406,303.19-	142,338.29			5,612,021.70
TOTAL GENERAL	19,208,425.22	125,307.61-	142,338.29			19,225,455.90
COM SERV-EXEMP	1,325,994.17	77,132.08	8,856.83			1,411,983.08
DEBT-VOTER-NONEXEMP	3,550,431.00	181,140.75-	62,699.39			3,431,989.64
DEBT-OTHER-NONEXEMP	5,975,213.01	337,615.84-				5,637,597.17
TOTAL DEBT SERV	9,525,644.01	518,756.59-	62,699.39			9,069,586.81
OPEB-VOTER-NONEXEMP						
OPEB-OTHER-NONEXEMP	1,474,200.00	90,962.45-	12,544.22			1,395,781.77
TOTAL OPEB/PENSION	1,474,200.00	90,962.45-	12,544.22			1,395,781.77
TOTAL	31,534,263.40	657,894.57-	226,438.73			31,102,807.56

II. COMPARISON OF 2016 PAYABLE 2017 LEVY LIMITATION WITH 2017 PAYABLE 2018 LEVY LIMITATION (BEFORE COUNTY AUDITOR ADJUSTMENTS):

FUND	2016 PAY 2017 LIMITATION	2017 PAY 2018 LIMITATION	INCREASE (DECREASE)	PERCENT CHANGE
GENERAL	25,990,547.46	19,225,455.90	6,765,091.56-	26.03-
COMMUNITY SERVICE	1,556,451.69	1,411,983.08	144,468.61-	9.28-
GENERAL DEBT SERVICE	9,104,879.59	9,069,586.81	35,292.78-	.39-
OPEB DEBT SERVICE	1,381,585.73	1,395,781.77	14,196.04	1.03
TOTAL	38,033,464.47	31,102,807.56	6,930,656.91-	18.22-

III. COMPARISON OF 2016 PAYABLE 2017 CERTIFIED LEVY PLUS COUNTY AUDITOR ADJUSTMENTS WITH 2017 PAYABLE 2018 CERTIFIED LEVY PLUS COUNTY AUDITOR ADJUSTMENTS:

FUND	2016 PAY 2017 CERTIFIED LEVY + ADJUSTMENTS	2017 PAY 2018 CERTIFIED LEVY + ADJUSTMENTS	INCREASE (DECREASE)	PERCENT CHANGE
GENERAL	25,990,547.46			
COMMUNITY SERVICE	1,556,451.69			
GENERAL DEBT SERVICE	9,104,879.59			
OPEB DEBT SERVICE	1,381,585.73			
TOTAL AFTER ADJUSTMENTS	38,033,464.47			

ISD191 Certified Levy PAY 2018 Summary 9/28/2017 Board Meeting

FUND	2016 PAY 2017 LIMITATION	2017 PAY 2018 LIMITATION	INCREASE (DECREASE)	PERCENT CHANGE
GENERAL	25,990,547.46	19,225,455.90	(6,765,091.56)	-26.03%
COMMUNITY SERVICE	1,556,451.69	1,411,983.08	(144,468.61)	-9.28%
GENERAL DEBT SERVICE	9,104,879.59	9,069,586.81	(35,292.78)	-0.39%
OPEB DEBT SERVICE	1,381,585.73	1,395,781.77	14,196.04	1.03%
TOTAL	38,033,464.47	31,102,807.56	(6,930,656.91)	-18.22%

As of 9/28/17 MDE print out

FUND	2016 PAY 2017 LIMITATION	2017 PAY 2018 LIMITATION	INCREASE (DECREASE)	PERCENT CHANGE
GENERAL	25,990,547.46	19,725,455.90	(6,265,091.56)	-24.11%
COMMUNITY SERVICE	1,556,451.69	1,411,983.08	(144,468.61)	-9.28%
GENERAL DEBT SERVICE	9,104,879.59	9,069,586.81	(35,292.78)	-0.39%
OPEB DEBT SERVICE	1,381,585.73	1,395,781.77	14,196.04	1.03%
TOTAL	38,033,464.47	31,602,807.56	(6,430,656.91)	-16.91%

After Board Approval increase of \$500,000 in LTFM projects for PAY2018 2018-2019

FUND	2016 PAY 2017 LIMITATION	2017 PAY 2018 LIMITATION	INCREASE (DECREASE)	PERCENT CHANGE
GENERAL	25,990,547.46	27,010,850.90	1,020,303.44	3.93%
COMMUNITY SERVICE	1,556,451.69	1,411,983.08	(144,468.61)	-9.28%
GENERAL DEBT SERVICE	9,104,879.59	9,069,586.81	(35,292.78)	-0.39%
OPEB DEBT SERVICE	1,381,585.73	1,395,781.77	14,196.04	1.03%
TOTAL	38,033,464.47	38,888,202.56	854,738.09	2.25%

After Board Approval increase of \$500,000 in LTFM projects and Assumed passage of Q1.

Programs	Building Location	Description of Work	10 Year Estimated Cost
380-Mechanical Systems	Harriet Bishop Elementary	Update 1996 EMS-can no longer get parts or components	\$150,000.00
379-Interior Surfaces	Hidden Valley Elementary	Replace vinyl wallcovering in Administration/ Replace window treatments throughout the building/Interior painting	\$95,000.00
381-Plumbing	Hidden Valley Elementary	Replace water softener (1984)	\$85,000.00
368-Building Envelope	Harriet Bishop Elementary	Repair Of Water Infiltration Of The Drivet Siding and Water Infiltration Of The East Wall, Load Dock / Storage Area	\$170,000.00
4	4	4	\$500,000.00

Provided by UFR

III.D



Agenda III.E.
September 28, 2017

**To: Members, Board of Education
Cindy Amoroso, Superintendent**

From: Lisa K. Rider, Executive Director of Business Services

Date: September 22, 2017

Re: Resolution Appointing Election Judges for the November 7, 2017 School District Special Election

RECOMMENDATION: that the Board of Education adopts a resolution appointing election judges for the November 7, 2017 school district special election.

The appointment of election officials and designation of head election judges must be approved by the School Board at least 25 days before the date of the election. The officials shown on the roster are qualified to serve in this capacity. I recommend approval. A roll call vote will be taken for this resolution.

The resolution is attached.

EXTRACT OF MINUTES OF A MEETING
OF THE SCHOOL BOARD
OF INDEPENDENT SCHOOL DISTRICT NO. 191
(BURNSVILLE-EAGAN-SAVAGE)
DAKOTA AND SCOTT COUNTIES, MINNESOTA

Pursuant to due call and notice thereof, a Regular meeting of the School Board of Independent School District No. 191, Dakota and Scott Counties, Minnesota, was duly held in said school district on September 28, 2017, at 6:30 o'clock p.m. for the purpose, in part, of adopting a resolution appointing election judges.

Member _____ moved the adoption of the following Resolution:

**RESOLUTION APPOINTING ELECTION JUDGES
FOR THE NOVEMBER 7, 2017
SCHOOL DISTRICT SPECIAL ELECTION**

BE IT RESOLVED by the School Board of Independent School District No. 191, Dakota and Scott Counties, Minnesota, as follows:

1. The individuals specified on EXHIBIT A attached hereto, each of whom is qualified to serve as an election judge, are hereby appointed as judges of election for the school district's general election on November 7, 2017 to act as such at the polling places listed on said exhibit.
2. The election judges shall act as clerks of election, count the ballots cast, and submit the results to the school board for canvass in the manner provided for other school district elections.

The motion for the adoption of the foregoing resolution was duly seconded by _____ . On a roll call vote, the following voted in favor:

and the following voted against:

EXHIBIT A

POLLING PLACE OR COMBINED POLLING PLACE

ELECTION JUDGES

Edward Neill Elementary	Head Election Judges	Claire Haugen Bryan Morrison
	Regular Election Judges	Larry Eastman Maggie Bushlack Lucy Ann Lucy
	Student Judges	Jacob Nistler Daniel Torres
Gideon Pond Elementary	Head Election Judges	Rebecca Betting Bob Procaccini
	Regular Election Judges	Sharon Baldwin Nelson Schmidt Sue Anderson
	Student Judges	Najma Abdi Kira Madsen
Metcalf Middle School	Head Election Judges	Duane Fancher James Hayes
	Regular Election Judges	Lois Finan Fran Schmidt Marie Winker
	Student Judges	Jacob Beeson Lauren Borchart
Sioux Trail Elementary	Head Election Judges	Steve Boe Bill Glover
	Regular Election Judges	Susan Campbell Sue Martin Steve Finn
	Student Judges	Madeline Stuart Dylan Jackson
Vista View Elementary	Head Election Judges	Roopnarine Boodoo David Bushlack
	Regular Election Judges	James Claude Jeff Nielsen Dawn Hall Louise Grass
	Student Judges	Robert Wedan Tiffany Preisinger
Public Accuracy Judge	Head Judges	Polly Bergerson

		Vicki Roy
Healthcare Facility Judge	Absentee Voting Judges	Polly Bergerson Vicki Roy
Alternate Judges		Karen Jenks Avi Mosher Janet Ahlgren David Lamm Elrick Gregoire Tom Anderson Colleen Hayes Anna Barnard Judy Knogevick Mariana Schunk Julie Zellmer Natalie Ditter Marcia Pariseau Tanya Kaiser

STATE OF MINNESOTA)
COUNTIES OF DAKOTA)SS
AND SCOTT)

I, the undersigned, being the duly qualified and acting Clerk of Independent School District No. 191, Dakota and Scott Counties, Minnesota, hereby certify that the attached and foregoing is a full, true and correct transcript of the minutes of a meeting of the school board of said school district duly called and held on the date therein indicated, so far as such minutes relate to appointing election judges for the special election of said school district, and that the resolution included therein is a full, true and correct copy of the original thereof.

WITNESS MY HAND officially as such clerk this ____ day of _____ 2017.

Clerk



**Agenda III.F.
September 28, 2017**

To: Board of Education

From: Superintendent Cindy Amoroso

Date: September 22, 2017

Re: Receive a Report on Technology and Information Educational Services (TIES)

Receive a report from Superintendent Cindy Amoroso on Technology and Information Educational Services (TIES).



**Agenda IV.
September 28, 2017**

To: Board of Education, Members
Cindy Amoroso, Superintendent

From: Abigail Alt, Chair

Date: September 22, 2017

Re: Committee Reports

The following committees may provide updates to the School Board:

Technology Committee – Bob VandenBoom, Committee Chair
Policy Review Committee – Jim Schmid, Committee Chair
Student Performance and Achievement – DeeDee Currier, Committee Chair
Negotiating Committee- Dan Luth, Committee Chair
Intermediate School District 917, Dee Currier, Board Representative

Other Board Assignments:

- MSBA
- AMSD
- Foundation 191
- Minnesota State High School League
- BHS Hall of Fame
- Burnsville Chamber of Commerce
- Savage Chamber of Commerce
- Dakota Chamber of Commerce
- Scott County SCALE
- U of M CIS
- TIES