

BOARD AGENDA

INDEPENDENT SCHOOL DISTRICT 191

Burnsville High School Senior Campus
Diamondhead Education Center
Regular Meeting
January 16, 2014
6:30 PM

6:00 PM Superintendent Listening Session with Joe Gothard and Lisa Rider

- I. Call to Order
 - A. Welcome Public
 - B. Pledge of Allegiance
 - C. Public Recognition of TIES Teachers
- II. Business Meeting
 - A. Approval of Agenda
 - B. Consent Agenda
 - Although Board action is required, it is generally unnecessary to hold discussion on these items. In the event a Board member wishes to discuss an item, that item will be moved for separate consideration.
 - 1. Minutes from the January 9, 2014, Regular Board meeting 2
 - 2. Human Resources 5
 - 3. Donations 6
 - 4. Payroll, Expenditures, Receipts and Investments 8
 - 5. Budget Analysis 41
 - 6. Approve Committee Assignments 48
- III. New Business
 - A. Approve the Revised Budget for 2013-2014 51
 - Presenter: Executive Director Lisa Rider
 - Time: 10 Minutes
 - B. Approve Multi-district Collaborative Council Integration Plan 61
 - Presenter: Executive Director of Business Services Lisa Rider and TLT
 - Coordinator Jen Babiash
 - Time: 20 Minutes
 - C. Approve the 2014 Pay Equity Report 72
 - Presenter: Stacey Sovine, Executive Director of Human Resources
 - Time: 5 Minutes
- IV. Committee Reports
- V. Adjourn to Board Workshop on FY15 Budget Followed by a Closed Session to Discuss Negotiation Strategies as Permitted by Minnesota State Statutes 13D.03

**School Board Minutes
INDEPENDENT SCHOOL DISTRICT 191
January 9, 2014**

The meeting of the Board of Education was called to order by Chair Sweep at 6:30 p.m. at the Burnsville High School Senior Campus in the Diamondhead Education Center.

Call to Order

Members present: Directors VandenBoom, Luth, Schmid, Hill, Currier, Alt and Chair Sweep. Others in attendance were Superintendent Gothard, administrators and staff.

Attendance

Sweep welcomed the audience and asked Schmid to lead the Pledge of Allegiance.

Pledge of Allegiance

Moved by Hill, seconded by VandenBoom, that Schmid be nominated and elected Chair of the Board for 2014. Motion carried (7, 0).

Board Elections

Moved by Alt, seconded by Hill, that VandenBoom be nominated and elected Vice Chair of the Board for 2014. Motion carried (7, 0).

Moved by VandenBoom, seconded by Sweep, that Currier be nominated and elected Clerk of the Board for 2014. Motion carried (7, 0).

Moved by Hill, seconded by VandenBoom, that Alt be nominated and elected Treasurer of the Board for 2014. Motion carried (7, 0).

Moved by Sweep, seconded by Currier, that salaries of Board members be kept at \$500.00 per month and that the Chair receive an additional \$50.00 per month in recognition of additional duties and expenses associated with the position. Motion carried (7, 0).

Board Salaries

Moved by Luth, seconded by Currier, that all regular meetings of the Board of Education commence at 6:30 p.m. on the dates noted below with meetings conducted at the Diamondhead Education Center Senior Campus Commons and cablecast.

Board Meeting Schedule

January 16, 2014	November 13, 2014
February 6, 2014	November 20, 2014*
February 20, 2014	December 11, 2014
March 6, 2014	December 18, 2014*
March 13, 2014	January 8, 2015
April 3, 2014	January 22, 2015
April 17, 2014	February 12, 2015
May 1, 2014	February 26, 2015
May 15, 2014	March 12, 2015
June 5, 2014	April 9, 2015
June 19, 2014	April 23, 2015
August 7, 2014	May 14, 2015
August 21, 2014	May 28, 2015
September 11, 2014	June 11, 2015
September 25, 2014	June 25, 2015
October 9, 2014	August 13, 2015
October 23, 2014	August 27, 2015

After discussion, motion carried (7, 0).

Moved by Hill, seconded by Luth, to approve agenda Items G-J as a consent agenda.

-Adopted a resolution authorizing the business manager to enter into electronic (telephone) fund transfer agreements with the district's official depositories per Chapter 334 of the laws of Minnesota.

-Adopted a resolution authorizing the use of facsimile signatures on payroll and claim checks as prescribed in M.S. 47.41 and use of facsimile signatures be authorized for individual personnel contracts covered by board adopted master agreements.

-Approved that U.S. Bank of Minneapolis, Minnesota School Districts Liquid Asset Fund Plus, MN Trust, and Associated Bank, WI be designated as official depositories of the district for the 2014 calendar year per M.S. 124.05.

-Committee appointments will be made by the Chair at a later date.

Motion carried (7, 0).

Electronic Fund Transfers/Fiscal Authorizations
Use of Facsimile Signatures

Official Depositories

Committee Appointments

Moved by Alt, seconded by Sweep, to approve the amended agenda with the removal of Agenda Item VI. Motion carried (7, 0).

Agenda

Moved by Luth, seconded by Currier, to approve the consent agenda.

- Minutes of the December 19, 2013 board meetings
- Personnel changes for C. Hendrickson, A. Provancha, M. Smith, M. Lawler, D. Scherer, L. Thurber, D. Wolff, A. Akerson, A. Brunelle, M. Powers, J. Robinson, and R. Williams.

Consent Agenda
Minutes
Human Resources

- Adopted a resolution to approve and accept donations as presented. A complete list of donations is listed on the district website.

Motion carried (7, 0).

Donations

Moved by Sweep, seconded by VandenBoom, to adopt a resolution to establish a standing Student Performance and Achievement Committee. Motion carried (7, 0).

Resolution to form a Committee

Student Advisor Sangeetha Shreedaran gave an oral report.

Reports

On behalf of the Board, Hill thanked and commended Sweep for her work as Board Chair during 2013.

Superintendent Gothard gave an oral report.

Directors Sweep, VandenBoom, Alt, Luth, Schmid gave oral reports.

Adjourn

Moved by Hill, seconded by Luth, to adjourn the meeting at 7:02 p.m. Motion carried (7, 0).

DeeDee Currier, Clerk

1/16/2014
Date Approved

**Burnsville-Eagan-Savage Public Schools
Independent School District 191
Human Resources**

TO: Members, Board of Education
Joe Gothard, Superintendent

FROM: Stacey Sovine, Executive Director of Human Resources

DATE: January 16, 2014

RE: Recommended Personnel Changes

**Certified
Appointment**

Samantha Sayer

*Replacement-Long term substitute, Math, 1.0 FTE,
BHS, effective 1/22/14

Retirement

Joanne Morrissey

*Teacher, VV, after 27 years in the District, effective
6/6/14

**Classified
Appointment**

Jennifer Hall

*Replacement-EA Level 2, 4 hrs/day, VV, effective
1/15/14

Change in Assignment

Camijlle DeCarlo

*Assignment changes to Food Service Associate, 3.75
hrs/day, ERJH, effective 1/21/14

Lizette LaDuke

*Assignment changes to Food Service Associate, 4.25
hrs/day, HB, effective 1/16/14

Resignation

Andrew McChesney

*Custodian, MJH, effective 1/13/14

Katie Theiler

*Food Service Associate, HB, effective 1/15/14

Resignation for Retirement

Nancy Garlock

*Clerical, Welcome Center, after 6 years in the District,
effective 8/2/13

Termination

Steven Demmer

*Custodian, effective 1/16/14

Steven Jorgensen

*Custodian, effective 1/16/14

*added to original report
Burnsville-Eagan-Savage #191
Board Meeting – 01/16/2014



**Agenda II.B.3.
January 16, 2014**

To: Members, Board of Education
From: Lisa K. Rider, Executive Director of Business Services
Date: January 16, 2014
Re: Donations

RECOMMENDATION: to adopt a resolution to approve and accept the 2013 donations as presented.

RESOLUTION TO APPROVE AND ACCEPT DONATIONS

WHEREAS,

- 1. School Board Policy 706 establishes guidelines for the acceptance of gifts to the District; and
- 2. Minnesota Statute 123B.02 states the School Board may receive, for the benefit of the district, bequests, donations, or gifts for any proper purpose and apply the same to the purpose designated; and
- 3. Minnesota Statute 465.03 states the School Board may accept a gift, grant, or devise of real or personal property only by the adoption of a resolution approved by two-thirds of its members; and
- 4. Businesses and individuals have submitted donations to the district;

THEREFORE, BE IT RESOLVED by the School Board of ISD 191 to approve and accept with appreciation the donations as presented below and to permit their use as designated by the donors.

Moved by: _____

Seconded by: _____

Members in favor of the motion:

Members opposed:

Whereupon said Resolution was declared duly passed and adopted on January 16, 2014.

Jim Schmid
Chair - Board of Education

DeeDee Currier
Clerk – Board of Education

Date Received	Donor	Recipient of donation	Purpose	Donation
1/2/2014	Garrett Sampson	BrainPower in a Backpack	BrainPower in a Backpack	\$200.00
1/2/2014	Noel J. and Christine Larson	Gideon Pond and Rahn Elementary	BrainPower in a Backpack	\$300.00
1/2/2014	Judy Griffiths	BrainPower in a Backpack	BrainPower in a Backpack	\$100.00

Total monetary contributions to accept: **\$600.00**



**Agenda II.B.4
January 16th, 2014**

TO: Joe Gothard, Superintendent
FROM: Lisa K. Rider, Executive Director of Business Services
DATE: January 16th, 2014
RE: December Payroll, Claims and Receipts

RECOMMENDATION: That the Board approves December payroll checks numbered 717514-717551, and Direct Deposit notices numbered 521085-524017, in the net amount of \$3,523,702.04. December & January claims to date represented by checks numbered 429315-429925, 1008991-1009239, and 100894-100899 and wire transfers and adjustments totaling \$6,352,784.22. Also, that the Board accepts December receipts of \$7,789,182.28 and investments for the General Fund, 2012A Alt Facilities, and OPEB of \$60,179,025.30 as of December 31, 2013.

December payroll, wire transfers, claims and receipts have been prepared under the direction of Brady Hoffman, Director of Accounting Services, and are presented for approval by the School Board. I would be glad to answer any questions.

LKR/mw

**INDEPENDENT SCHOOL DISTRICT 191
FINANCIAL REPORT
DECEMBER 2013**

Cash Receipts

Receipts	\$7,789,182.28
Miscellaneous Adjustments	

TOTAL DECEMBER CASH RECEIVED	<u><u>7,789,182.28</u></u>
-------------------------------------	----------------------------

CASH DISBURSEMENTS

December

Regular Payroll Checks	717514-717551	\$3,523,702.04
Direct Deposit Notices	521085-524017	

Nov Payables previously approved:	\$378,857.34
Dec Claims previously approved:	\$391,828.65

Dec Claims:	429315-429569	\$1,546,535.46
	429643-429697	
	1008991-1009151	
	100894-100896	

Dec Wire Transfers	\$4,097,902.91
Miscellaneous Adjustments	<u>\$6,517.50</u>

TOTAL DECEMBER CASH DISBURSED	<u><u>9,945,343.90</u></u>
--------------------------------------	----------------------------

TOTAL EXPENSES TO BE APPROVED

Dec Cash Disbursed	\$9,945,343.90
Less: Items Previously Approved	-\$770,685.99

Plus: Dec Payables	429570-429642	\$327,699.24
Checks	429867-429925	

Jan Claims:	429698-429866	\$374,129.11
Checks	1009152-1009239	
	100897-100899	

TOTAL TO BE APPROVED	<u><u>9,876,486.26</u></u>
-----------------------------	----------------------------

	<u>Money Market</u>	<u>(Original Cost) Investments</u>	<u>Total 12/31/13</u>
GENERAL FUND	\$3,019,925.09	\$30,584,700.00	\$33,604,625.09
OPEB	\$303,250.26	\$14,931,062.00	\$15,234,312.26
2012A ALT FACILITIES	\$187.95	\$11,339,900.00	\$11,340,087.95
	<u>\$3,323,363.30</u>	<u>\$56,855,662.00</u>	<u>\$60,179,025.30</u>

Note: The attached investment reports are provided by our investment advisor, PMA Financial Network, Inc. These reports include our investment and money market balances.



Total Portfolio Report CAR

As of: 12/31/13

PMA Financial Network, Inc.

2135 CityGate Lane
7th Floor
Naperville, Illinois 60563
Telephone . 630-657-6400
Facsimile . 630-718-8701

BURNSVILLE ISD 191 / GENERAL FUND

2960

Type	Trans	SEQ	Purchase	Maturity	Instrument	Par-Val/Mat. Val.	Original Cost	Rate
MM					Investment Shares Portfolio	\$3,019,925.09	\$3,019,925.09	
TS	189181	1	8/22/13	1/29/14	MN TRUST TERM SERIES	\$5,502,410.96	\$5,500,000.00	0.100
TS	191131	1	10/10/13	1/29/14	MN TRUST TERM SERIES	\$1,850,506.35	\$1,850,000.00	0.090
CD	183008	1	2/25/13	2/25/14	ORRSTOWN BANK	\$249,673.95	\$249,300.00	0.150
CDR	183012	1	2/28/13	2/27/14	Reliant Bank	\$241,842.54	\$241,481.25	0.150
CDR	183012	10	2/28/13	2/27/14	IBERIABANK	\$94,592.42	\$94,451.11	0.150
CDR	183012	11	2/28/13	2/27/14	ViewPoint Bank (MHC)	\$80,488.55	\$80,368.31	0.150
CDR	183012	12	2/28/13	2/27/14	Carolina Alliance Bank	\$47,007.09	\$46,936.90	0.150
CDR	183012	2	2/28/13	2/27/14	Meridian Bank	\$241,842.54	\$241,481.25	0.150
CDR	183012	3	2/28/13	2/27/14	NBT Bank, National Association	\$241,842.54	\$241,481.25	0.150
CDR	183012	4	2/28/13	2/27/14	Park National Bank	\$241,842.54	\$241,481.25	0.150
CDR	183012	5	2/28/13	2/27/14	Lorain National Bank	\$241,842.54	\$241,481.25	0.150
CDR	183012	6	2/28/13	2/27/14	Metropolitan Bank	\$241,842.54	\$241,481.25	0.150
CDR	183012	7	2/28/13	2/27/14	Union Bank & Trust Company	\$241,842.54	\$241,481.25	0.150
CDR	183012	8	2/28/13	2/27/14	Union State Bank	\$241,842.54	\$241,481.25	0.150
CDR	183012	9	2/28/13	2/27/14	SpiritBank	\$96,537.90	\$96,393.68	0.150
SEC	29306	1	3/7/13	3/7/14	Synovus Bank Certificate of Deposit	\$249,000.00	\$249,000.00	0.250
TS	184788	1	4/25/13	4/24/14	MN TRUST TERM SERIES	\$5,009,972.61	\$5,000,000.00	0.200
TS	185406	1	5/23/13	5/22/14	MN TRUST TERM SERIES	\$4,758,526.59	\$4,750,000.00	0.180
CD	183007	1	2/25/13	7/29/14	CENTENNIAL BANK / LIBERTY BANK OF ARKANSAS	\$249,554.96	\$249,000.00	0.161
CD	184105	1	3/28/13	7/29/14	METROPOLITAN NATIONAL BANK	\$249,565.56	\$248,900.00	0.200
CD	184106	1	3/28/13	7/29/14	ROCKFORD B&TC	\$249,966.63	\$249,300.00	0.200
CD	184107	1	3/28/13	7/29/14	SONABANK	\$249,966.63	\$249,300.00	0.200
CDR	188325	1	8/1/13	7/31/14	Western Alliance Bank / Alliance Bank of Arizona	\$247,365.32	\$246,922.08	0.180
CDR	188325	10	8/1/13	7/31/14	State Bank & Trust Company	\$247,365.32	\$246,922.08	0.180
CDR	188325	11	8/1/13	7/31/14	Treynor State Bank	\$247,365.32	\$246,922.08	0.180
CDR	188325	12	8/1/13	7/31/14	Independence Bank	\$247,365.32	\$246,922.08	0.180
CDR	188325	13	8/1/13	7/31/14	Southwest National Bank	\$247,365.32	\$246,922.08	0.180
CDR	188325	14	8/1/13	7/31/14	Bank of Nevada	\$247,365.32	\$246,922.08	0.180
CDR	188325	15	8/1/13	7/31/14	Cecil Bank	\$247,365.32	\$246,922.08	0.180
CDR	188325	16	8/1/13	7/31/14	Cardinal Bank	\$247,365.32	\$246,922.08	0.180
CDR	188325	17	8/1/13	7/31/14	United Bank	\$247,365.32	\$246,922.08	0.180
CDR	188325	18	8/1/13	7/31/14	FirstCapital Bank of Texas, N.A. / First National Bank of Mi	\$247,365.32	\$246,922.08	0.180
CDR	188325	19	8/1/13	7/31/14	Everbank	\$247,365.32	\$246,922.08	0.180
CDR	188325	2	8/1/13	7/31/14	Bank 2	\$247,365.32	\$246,922.08	0.180
CDR	188325	20	8/1/13	7/31/14	First Bank & Trust Company	\$247,365.32	\$246,922.08	0.180
CDR	188325	21	8/1/13	7/31/14	InterBank	\$247,365.32	\$246,922.08	0.180
CDR	188325	22	8/1/13	7/31/14	Unity Bank	\$247,365.32	\$246,922.08	0.180
CDR	188325	23	8/1/13	7/31/14	Torrey Pines Bank	\$247,365.32	\$246,922.08	0.180
CDR	188325	24	8/1/13	7/31/14	Eclipse Bank, Inc.	\$247,365.32	\$246,922.08	0.180
CDR	188325	25	8/1/13	7/31/14	United Community Bank	\$46,895.06	\$46,811.03	0.180
CDR	188325	26	8/1/13	7/31/14	Team Capital Bank	\$27,107.67	\$27,059.05	0.180
CDR	188325	3	8/1/13	7/31/14	First United Bank	\$247,365.32	\$246,922.08	0.180
CDR	188325	4	8/1/13	7/31/14	Amalgamated Bank	\$247,365.32	\$246,922.08	0.180

Type	Trans	SEQ	Purchase	Maturity	Instrument	Par-Val/Mat. Val.	Original Cost	Rate
CDR	188325	5	8/1/13	7/31/14	Tristate Capital Bank	\$247,365.32	\$246,922.08	0.180
CDR	188325	6	8/1/13	7/31/14	Heritage Bank National Association	\$247,365.32	\$246,922.08	0.180
CDR	188325	7	8/1/13	7/31/14	Amarillo National Bank	\$247,365.32	\$246,922.08	0.180
CDR	188325	8	8/1/13	7/31/14	Bank 7	\$247,365.32	\$246,922.08	0.180
CDR	188325	9	8/1/13	7/31/14	Sierra Vista Bank	\$247,365.32	\$246,922.08	0.180
TS	188437	1	8/1/13	7/31/14	MN TRUST TERM SERIES	\$1,001,795.07	\$1,000,000.00	0.180
CDR	188549	1	8/8/13	8/7/14	BBCN Bank	\$242,337.57	\$241,903.34	0.180
CDR	188549	2	8/8/13	8/7/14	Bank of Sacramento	\$242,337.57	\$241,903.34	0.180
CDR	188549	3	8/8/13	8/7/14	Signature Bank	\$242,337.57	\$241,903.34	0.180
CDR	188549	4	8/8/13	8/7/14	First State Bank - Mendota	\$242,337.57	\$241,903.34	0.180
CDR	188549	5	8/8/13	8/7/14	Morris Bank	\$242,337.57	\$241,903.34	0.180
CDR	188549	6	8/8/13	8/7/14	Banner Capital Bank / Banner County Bank	\$242,337.57	\$241,903.34	0.180
CDR	188549	7	8/8/13	8/7/14	CrossFirst Bank	\$48,667.18	\$48,579.96	0.180
CD	188313	1	7/30/13	1/28/15	FRANKLIN SYNERGY BANK	\$81,927.49	\$81,500.00	0.350
CD	188314	1	7/30/13	1/28/15	FRANKLIN SYNERGY BANK	\$83,435.35	\$83,000.00	0.350
CD	188315	1	7/30/13	1/28/15	FRANKLIN SYNERGY BANK	\$84,440.60	\$84,000.00	0.350
CD	187971	1	7/25/13	7/29/15	CAPSTONE BANK - AL	\$249,964.95	\$248,000.00	0.394
CD	187972	1	7/25/13	7/29/15	COMMUNITY STATE BANK - OK	\$249,946.92	\$248,200.00	0.350
CD	187973	1	7/25/13	7/29/15	ONEWEST BANK FSB	\$249,939.12	\$247,900.00	0.409
CD	188312	1	7/30/13	7/30/15	BOFI FEDERAL BANK	\$249,036.05	\$247,300.00	0.351

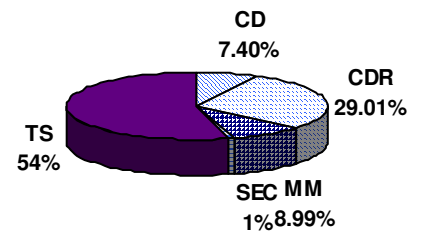
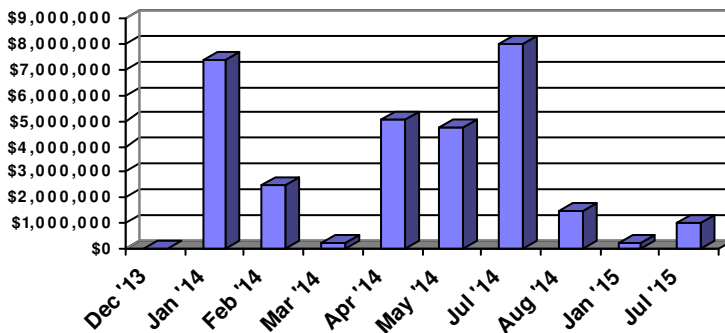
Note: Weighted Yield & Weighted Average Portfolio Maturity are calculated only on the CD, CP, & SEC desk.

Total Amount --> \$33,656,384.17 \$33,604,625.09

Time and Dollar Weighted Portfolio Yield: 0.208 %

Weighted Average Portfolio Maturity: 128.20 Days

MM: 8.99%
CD's: 7.40%
CP: 0.00%
SEC: 0.74%



Portfolio Allocation by Transaction Type



Total Portfolio Report CAR

As of: 12/31/13

PMA Financial Network, Inc.

2135 CityGate Lane
7th Floor
Naperville, Illinois 60563
Telephone . 630-657-6400
Facsimile . 630-718-8701

BURNSVILLE ISD 191 / 2009 OPEB TRUST

3596

Type	Trans	SEQ	Purchase	Maturity	Instrument	Par-Val/Mat. Val.	Original Cost	Rate
MM					Investment Shares Portfolio	\$303,250.26	\$303,250.26	
CD	170862	1	1/4/12	1/6/14	FIRST INTERSTATE BANK	\$249,903.13	\$248,200.00	0.342
CD	170863	1	1/4/12	1/6/14	BANK OF NORTH CAROLINA	\$249,993.09	\$248,500.00	0.299
SEC	22877	1	10/15/09	2/1/14	Anoka-Hennepin Minn Indpt Sch Dist #11	\$935,000.00	\$935,000.00	2.880
SEC	22894	1	10/13/09	2/1/14	Duluth Minn Indpt Sch Dist #709 Cfs Partn	\$385,000.00	\$385,000.00	2.880
SEC	23424	1	6/8/10	2/1/14	Big Lake Minn Indpt Sch Dist # 727 Ref- Ser A	\$345,000.00	\$345,000.00	2.400
SEC	23776	1	12/20/10	2/1/14	Woodridge Illinois Taxable	\$250,000.00	\$250,000.00	1.900
SEC	22749	1	9/1/09	3/1/14	Metropolitan Council Minn BABS Taxable	\$720,000.00	\$720,000.00	2.980
CD	173340	1	4/11/12	4/11/14	MINNESOTA BANK & TRUST	\$249,995.77	\$248,500.00	0.301
SEC	26442	1	4/25/12	4/25/14	Apple Bank For Savings Certificate of Deposit	\$249,000.00	\$249,000.00	0.376
SEC	25430	1	11/16/11	11/17/14	Goldman Sachs Bank USA Certificate of Deposit	\$248,000.00	\$248,000.00	1.500
SEC	25431	1	11/16/11	11/17/14	Ally Bank Certificate of Deposit	\$248,000.00	\$248,000.00	1.355
SEC	25434	1	11/17/11	11/17/14	American Express Centurion Bank Certificate of Deposit	\$248,000.00	\$248,000.00	1.506
SEC	25437	1	11/16/11	11/17/14	GE Capital Financial Inc Certificate of Deposit	\$248,000.00	\$248,000.00	1.506
SEC	25439	1	11/16/11	11/17/14	GE Capital Retail Bank / GE Money Bank Certificate of Deposit	\$248,000.00	\$248,000.00	1.506
CD	170720	1	12/23/11	12/22/14	BANK LEUMI USA	\$249,814.02	\$242,900.00	0.949
CD	170721	1	12/23/11	12/22/14	SAFRA NATIONAL BANK OF NEW YORK	\$249,895.82	\$244,100.00	0.791
CD	170858	1	1/4/12	1/5/15	AMERASIA BANK	\$249,881.55	\$245,100.00	0.649
CD	170859	1	1/4/12	1/5/15	WESBANCO BANK INC	\$249,953.71	\$245,900.00	0.549
CD	170860	1	1/4/12	1/5/15	FIRST NATIONAL BANK IN SIOUX FALLS	\$249,913.19	\$246,200.00	0.502
CD	170861	1	1/4/12	1/5/15	DOLLAR BANK, FEDERAL SAVINGS BANK	\$249,930.19	\$246,600.00	0.449
SEC	22642	1	7/15/09	2/1/15	Bemidji Minn Indpt Sch Dist No 031	\$310,000.00	\$310,000.00	3.800
SEC	23423	1	6/8/10	2/1/15	Big Lake Minn Indpt Sch Dist # 727 Ref- Ser A	\$210,000.00	\$210,000.00	2.750
SEC	29288	1	4/9/13	2/1/15	BECKER ISD 726 B	\$250,000.00	\$250,000.00	0.500
SEC	23103	1	11/12/09	3/1/15	Red Wing Minn Indpt Sch Dist #256 Taxable OPEB	\$1,000,000.00	\$1,000,000.00	3.000
CD	173316	1	4/9/12	4/9/15	IDB BANK- NY	\$148,009.36	\$145,000.00	0.692
SEC	22574	1	6/29/09	6/1/15	CEDAR RAPIDS IOWA REF TAXABLE CAP	\$470,000.00	\$470,000.00	3.250
CD	181996	1	1/16/13	1/19/16	BANK OF THE WEST	\$249,980.28	\$246,200.00	0.510
CD	181997	1	1/16/13	1/19/16	MIDLAND STATES BANK	\$206,595.48	\$203,800.00	0.456
CD	182847	1	2/19/13	2/19/16	EAST BOSTON SAVINGS BANK	\$249,956.54	\$245,900.00	0.550
CD	182848	1	2/19/13	2/19/16	BRIDGEWATER BANK	\$249,899.41	\$245,800.00	0.556
CD	186939	1	6/21/13	6/21/16	FIFTH THIRD BANK	\$155,206.99	\$152,000.00	0.703
CD	187204	1	6/27/13	6/27/16	FIFTH THIRD BANK	\$92,008.39	\$90,000.00	0.743
SEC	29761	1	6/28/13	6/28/16	BMW Bank Of North America Certificate of Deposit	\$249,000.00	\$249,000.00	0.753
CD	187467	1	7/2/13	7/5/16	FIRST CAPITAL BANK	\$249,919.20	\$244,400.00	0.750
CD	187468	1	7/2/13	7/5/16	LUANA SAVINGS BANK	\$248,891.44	\$245,200.00	0.500
SEC	31043	1	10/23/13	10/24/16	Sallie Mae Bank Certificate of Deposit	\$248,000.00	\$248,000.00	1.155
CD	187466	1	7/2/13	11/14/16	DAKOTA COMMUNITY BANK	\$249,965.13	\$244,200.00	0.700
SEC	23783	1	12/20/10	2/1/17	Woodridge Illinois Taxable	\$150,000.00	\$150,000.00	3.350
SEC	30736	1	9/25/13	9/25/17	Cit Bank Certificate of Deposit	\$247,000.00	\$247,000.00	1.508
CD	182782	1	2/15/13	2/15/18	PLAINS COMMERCE BANK	\$249,902.70	\$236,400.00	1.142
SEC	30731	1	9/25/13	9/25/18	Discover Bank Certificate of Deposit	\$247,000.00	\$247,000.00	2.013

BURNSVILLE ISD 191 / 2009 OPEB TRUST

3596

Type	Trans	SEQ	Purchase	Maturity	Instrument	Par-Val/Mat. Val.	Original Cost	Rate
SEC	30738	1	9/25/13	9/25/18	Compass Bank Certificate of Deposit	\$247,000.00	\$247,000.00	1.962
SEC	28287	1	10/9/12	1/15/19	Lakewood Township NJ Ref	\$630,000.00	\$630,000.00	1.580
SEC	28397	1	11/15/12	8/15/19	DENTON TX INDEP SCH DIST TXBL -REF -SER C	\$1,000,000.00	\$1,000,000.00	1.520
SEC	28355	1	10/19/12	10/1/19	COOK CNTY IL HIGH SCH DIST #205 THORNTON TWP	\$350,000.00	\$350,000.00	1.939
SEC	28316	1	10/15/12	10/15/19	ABERDEEN TWP NJ REF	\$390,000.00	\$390,000.00	1.570
SEC	28317	1	10/16/12	12/1/19	FAIRFIELD & UNION OH LOCAL SCH DIST	\$330,000.00	\$294,162.00	1.620

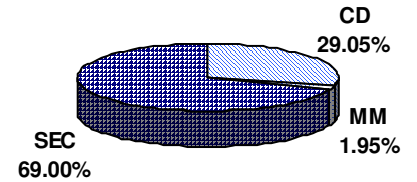
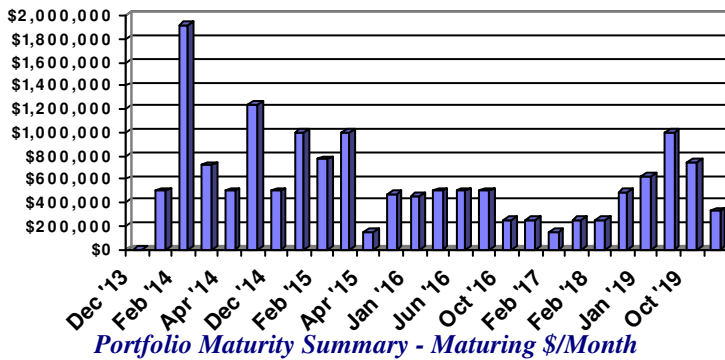
Note: Weighted Yield & Weighted Average Portfolio Maturity are calculated only on the CD, CP, & SEC desk.

Total Amount --> \$15,354,865.65 \$15,234,312.26

Time and Dollar Weighted Portfolio Yield: 1.532 %

Weighted Average Portfolio Maturity: 747.55 Days

MM: 1.99%
CD's: 29.64%
CP: 0.00%
SEC: 68.37%





Total Portfolio Report CAR

As of: 12/31/13

PMA Financial Network, Inc.

2135 CityGate Lane
7th Floor
Naperville, Illinois 60563
Telephone . 630-657-6400
Facsimile . 630-718-8701

BURNSVILLE ISD 191 / 2012A ALT FACILITY

5070

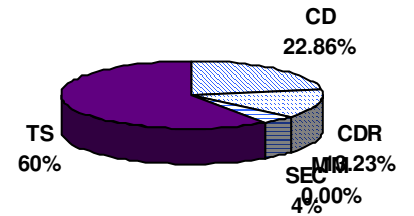
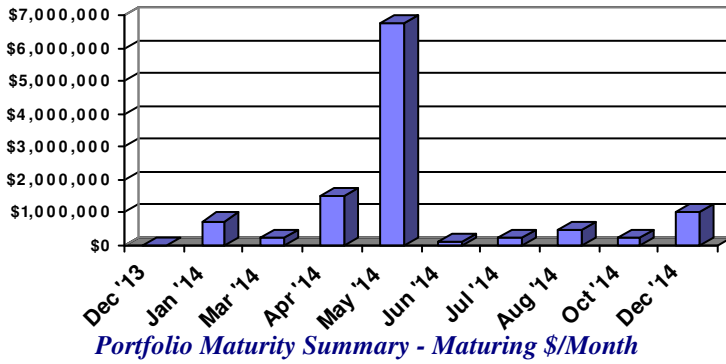
Type	Trans	SEQ	Purchase	Maturity	Instrument	Par-Val/Mat. Val.	Original Cost	Rate
MM					Investment Shares Portfolio	\$109.05	\$109.05	
SDA					Savings Deposit Account - CITIBANK SDA-C	\$78.90	\$78.90	
TS	182236	1	1/31/13	1/30/14	MN TRUST TERM SERIES	\$751,495.89	\$750,000.00	0.200
CD	182436	1	2/4/13	3/31/14	BANK OF CHINA	\$249,940.78	\$249,200.00	0.258
CDR	184652	1	4/18/13	4/17/14	First Foundation Bank	\$241,842.54	\$241,481.25	0.150
CDR	184652	2	4/18/13	4/17/14	PINNACLE BANK	\$241,842.54	\$241,481.25	0.150
CDR	184652	3	4/18/13	4/17/14	Citizens Bank	\$241,842.54	\$241,481.25	0.150
CDR	184652	4	4/18/13	4/17/14	Happy State Bank	\$241,842.54	\$241,481.25	0.150
CDR	184652	5	4/18/13	4/17/14	Armstrong Bank	\$161,353.37	\$161,112.32	0.150
CDR	184652	6	4/18/13	4/17/14	IBERIABANK / Omni Bank	\$147,250.12	\$147,030.14	0.150
CDR	184652	7	4/18/13	4/17/14	Mutual of Omaha Bank	\$117,734.94	\$117,559.06	0.150
CDR	184652	8	4/18/13	4/17/14	Horizon Community Bank	\$87,387.84	\$87,257.29	0.150
CDR	184652	9	4/18/13	4/17/14	ViewPoint Bank (MHC)	\$21,147.78	\$21,116.19	0.150
TS	184919	1	5/2/13	5/1/14	MN TRUST TERM SERIES	\$5,007,479.46	\$5,000,000.00	0.150
CD	185097	1	5/8/13	5/8/14	ONB BANK AND TRUST COMPANY	\$249,695.43	\$249,300.00	0.159
CD	185098	1	5/8/13	5/8/14	BAR HARBOR BANK & TRUST	\$249,770.88	\$249,500.00	0.109
TS	185407	1	5/23/13	5/22/14	MN TRUST TERM SERIES	\$1,001,795.07	\$1,000,000.00	0.180
CD	184406	1	4/5/13	5/30/14	PATRIOT BANK - OK	\$249,930.65	\$249,500.00	0.150
CD	184405	1	4/5/13	6/6/14	IDB BANK- NY	\$100,283.70	\$100,000.00	0.243
CD	188203	1	7/29/13	7/29/14	BANCO POPULAR NORTH AMERICA	\$82,648.50	\$82,500.00	0.180
CD	188204	1	7/29/13	7/29/14	BANCO POPULAR NORTH AMERICA	\$84,151.20	\$84,000.00	0.180
CD	188205	1	7/29/13	7/29/14	BANCO POPULAR NORTH AMERICA	\$83,149.40	\$83,000.00	0.180
SEC	30096	1	8/6/13	8/6/14	Bank Of Baroda Certificate of Deposit	\$249,000.00	\$249,000.00	0.251
SEC	29257	1	2/8/13	8/8/14	Firstbank Of Puerto Rico Certificate of Deposit	\$249,000.00	\$249,000.00	0.418
CD	182124	1	1/23/13	10/17/14	SOUTHSIDE BANK	\$249,665.91	\$248,800.00	0.201
CD	188201	1	7/29/13	12/12/14	BANK OF EAST ASIA	\$249,952.52	\$249,200.00	0.220
CD	188202	1	7/29/13	12/12/14	REPUBLIC BANK OF CHICAGO	\$249,984.38	\$249,300.00	0.200
CD	182434	1	2/4/13	12/26/14	FIRST COMMONS BANK NA	\$249,942.84	\$248,800.00	0.248
CD	182435	1	2/4/13	12/26/14	STATE BANK OF INDIA (NY)	\$249,999.35	\$248,800.00	0.255

Type	Trans	SEQ	Purchase	Maturity	Instrument	Par-Val/Mat. Val.	Original Cost	Rate
<i>Note: Weighted Yield & Weighted Average Portfolio Maturity are calculated only on the CD, CP, & SEC desk.</i>						Total Amount --> \$11,360,318.12	\$11,340,087.95	

Time and Dollar Weighted Portfolio Yield: 0.188 %

Weighted Average Portfolio Maturity: 145.91 Days

MM: 0.00%
CD's: 22.86%
CP: 0.00%
SEC: 4.39%



Portfolio Allocation by Transaction Type

December 2013

Wire Transfers

Date	From	To	Amount	For
120213	Dakota County	MSDLAF	165,000.00	Tax Settlement
120313	Scott County	MSDLAF	449,856.85	Tax Settlement
120313	Dakota County	MSDLAF	400.00	Wire Payment
120313	MSDLAF	State of Minnesota	115,415.43	November 30, 2013 State Payroll Taxes
120313	MSDLAF	State of Minnesota	263.00	November 30, 2013 Payroll - Levies
120413	State of Minnesota	MSDLAF	59,049.45	State Wire Payment
120413	MSDLAF	Medica	196,753.95	Health Insurance
120413	MSDLAF	Delta Dental	14,000.05	Dental Insurance
120613	MSDLAF	Corporate Health	33,300.54	Medical Claims
120613	MSDLAF	Corporate Health	18,286.66	Flex Account Claims
120913	MSDLAF	TRA	299,514.66	November 30, 2013 Payroll - TRA
120913	MSDLAF	PERA	91,989.82	November 30, 2013 Payroll - PERA
121013	MSDLAF	Wells Fargo	179,410.12	Diamondhead Lease
121013	MSDLAF	Medica	92,123.14	Administrative Fees
121113	MN Trust	MSDLAF	4,600,310.03	Investment Maturity
121113	MSDLAF	Delta Dental	15,757.47	Dental Insurance
121113	MSDLAF	State of Minnesota	441.00	Sales Tax
121113	MSDLAF	Medica	303,145.56	Health Insurance
121213	MSDLAF	Internal Revenue Service	305.18	3rd Party Sick
121313	State of Minnesota	MSDLAF	6,237.96	State Wire Payment
121313	MDE	MSDLAF	2,833,281.36	Dec 13th State Aid Payment
121313	MSDLAF	Peoples Bank	147,082.67	December 13, 2013 Payroll - TSA Deductions
121313	MSDLAF	Teacher Federated Credit Union	37,470.15	December 13, 2013 Payroll - Dues
121313	MSDLAF	Corporate Health	24,750.88	Medical Claims
121313	MSDLAF	Corporate Health	9,085.99	Flex Account Claims
121613	MSDLAF	Internal Revenue Service	642,130.41	December 13, 2013 Federal Payroll Taxes
121613	MSDLAF	State of Minnesota	108,231.54	December 13, 2013 State Payroll Taxes
121613	MSDLAF	State of Minnesota	2,339.99	December 13, 2013 Payroll - Child Support
121613	MSDLAF	State of Minnesota	229.00	December 13, 2013 Payroll - Levies
121813	State of Minnesota	MSDLAF	31,024.21	State Wire Payment
121813	MSDLAF	Citizens Alliance Bank	7,500.00	Fresh Produce Program
121813	MSDLAF	Medica	230,790.18	Health Insurance
121813	MSDLAF	Delta Dental	11,184.45	Dental Insurance
121913	State of Minnesota	MSDLAF	535,185.06	State Wire Payment

December 2013

Wire Transfers

Date	From	To	Amount	For
122013	State of Minnesota	MSDLAF	6,064.05	State Wire Payment
122013	MSDLAF	Corporate Health	32,547.58	Medical Claims
1122013	MSDLAF	Corporate Health	20,422.94	Flex Account Claims
122313	MSDLAF	TRA	294,918.40	December 13, 2013 Payroll - TRA
122313	MSDLAF	PERA	92,025.71	December 13, 2013 Payroll - PERA
122613	MSDLAF	Delta Dental	13,011.41	Dental Insurance
122613	MSDLAF	Medica	223,889.61	Health Insurance
122713	MSDLAF	Corporate Health	24,407.78	Medical Claims
122713	MSDLAF	Corporate Health	9,842.37	Flex Account Claims
123013	MDE	MSFLAF	2,980,403.66	December 30, 2013 State Aid Payment
123113	Dakota County	MSDLAF	8,350.00	County Wire Payment
123113	MSDLAF	Internal Revenue Service	689,541.52	December 29, 2013 Federal Payroll Taxes
123113	MSDLAF	State of Minnesota	115,793.75	December 29, 2013 State Payroll Taxes

Check Register Report

Bank Number	Check Number	Check Status	Check Amount	Check Date	Vendor Number	Vendor Address Number	Vendor Name
1	1008991		\$22.10	12/11/13	88888	17212	ALLMAN, KELLIE R
1	1008992		\$87.06	12/11/13	88888	18103	BALASIS, CHRISTINE M
1	1008993		\$152.67	12/11/13	88888	10150	BARTON, DUANE
1	1008994		\$19.21	12/11/13	88888	5969	BENGTSON, CAROL
1	1008995		\$16.95	12/11/13	88888	7879	BERG, DAVID A
1	1008996		\$200.00	12/11/13	88888	7269	BARTH, TAMI RAE
1	1008997		\$77.97	12/11/13	88888	7269	BARTH, TAMI RAE
1	1008998		\$173.07	12/11/13	88888	15375	BIRCH, NANCY A
1	1008999		\$30.62	12/11/13	88888	9749	BLAIR, MICHAEL E.
1	1009000		\$8.70	12/11/13	88888	8189	BRAUN, JEAN C
1	1009001		\$48.75	12/11/13	88888	10851	BURNS, POLLYANNA M
1	1009002		\$101.59	12/11/13	88888	14949	CHRISTENSON, ANNE
1	1009003		\$1,107.00	12/11/13	88888	16319	CONNELL, PAUL J
1	1009004		\$200.00	12/11/13	88888	5747	CORDAHL, AMBER
1	1009005		\$6.61	12/11/13	88888	5747	CORDAHL, AMBER
1	1009006		\$58.20	12/11/13	88888	9750	CORONIS, ANTHONY L
1	1009007		\$46.48	12/11/13	88888	16920	DETLING, AMY LYN
1	1009008		\$150.00	12/11/13	88888	15240	DROEGE, SHERYL L
1	1009009		\$24.41	12/11/13	88888	17497	EISENBERG, RACHELLE L
1	1009010		\$15.22	12/11/13	88888	13256	FANDRICH, KARI M
1	1009011		\$200.00	12/11/13	88888	15993	FAUST, DANIELLE M
1	1009012		\$36.16	12/11/13	88888	17545	FIRSTBROOK, KARA
1	1009013		\$46.93	12/11/13	88888	16654	GILRAY, REBECCA J
1	1009014		\$44.95	12/11/13	88888	15977	HEIM, WILLIAM V
1	1009015		\$5.54	12/11/13	88888	9777	HENRY, JOEL E
1	1009016		\$53.55	12/11/13	88888	3383	ILES, CORNELIA
1	1009017		\$15.26	12/11/13	88888	17383	JOHNSON, KAREN A
1	1009018		\$61.25	12/11/13	88888	14613	JOHNSON, RONNA E
1	1009019		\$47.96	12/11/13	88888	16004	JORGENSON, SHANNON E
1	1009020		\$44.07	12/11/13	88888	18166	KASTLER, ANN
1	1009021		\$59.28	12/11/13	88888	14751	KELLER, KATIE
1	1009022		\$200.00	12/11/13	88888	14147	KLINNERT, ELIZABETH
1	1009023		\$48.80	12/11/13	88888	16188	KLOECKL, SARAH ANN
1	1009024		\$14.79	12/11/13	88888	17365	KOPEL, JACLYN C
1	1009025		\$16.45	12/11/13	88888	7431	LANDMARK, SHARON K
1	1009026		\$73.23	12/11/13	88888	12287	LUND, TIMOTHY J
1	1009027		\$1,112.86	12/11/13	88888	13288	LUTZ, AMANDA J
1	1009028		\$53.00	12/11/13	88888	6326	NEPSUND, CYNTHIA J
1	1009029		\$22.88	12/11/13	88888	15962	NIESEN, ELIZABETH A
1	1009030		\$61.62	12/11/13	88888	18055	NIFFENEGGER, KAMALA N
1	1009031		\$17.80	12/11/13	88888	15386	ORLICH-SULLIVAN, MEGAN
1	1009032		\$19.00	12/11/13	88888	9048	PAHL, NICK H

18

Check Register Report

Bank Number	Check Number	Check Status	Check Amount	Check Date	Vendor Number	Vendor Address Number	Vendor Name
1	1009033		\$119.94	12/11/13	88888	16624	PERRY, JESSICA A
1	1009034		\$116.97	12/11/13	88888	14978	PUTMAN, TANJA
1	1009035		\$43.22	12/11/13	88888	16999	RENKEN, CARISSA M
1	1009036		\$84.75	12/11/13	88888	9670	ROBOLE, VICKI M
1	1009037		\$46.98	12/11/13	88888	7829	ROCZNIAK, EUGENE A
1	1009038		\$55.60	12/11/13	88888	14609	ROESKE, MELISSA L
1	1009039		\$41.70	12/11/13	88888	14609	ROESKE, MELISSA L
1	1009040		\$123.06	12/11/13	88888	18095	ROSE, MICHAEL
1	1009041		\$84.58	12/11/13	88888	8937	SAMPERS, CYNTHIA
1	1009042		\$49.49	12/11/13	88888	16194	SCALZO, KRISTIN
1	1009043		\$476.80	12/11/13	88888	5031	SHELERUD, SHARON
1	1009044		\$23.17	12/11/13	88888	11825	SIEBER, ANDREA
1	1009045		\$243.74	12/11/13	88888	4356	SIMON, GLENN D.
1	1009046		\$61.25	12/11/13	88888	14128	SIMPSON, LISA
1	1009047		\$19.04	12/11/13	88888	13470	SMALLEY, AMY C
1	1009048		\$27.98	12/11/13	88888	12894	SORENSEN, BRAD
1	1009049		\$13.79	12/11/13	88888	11808	SPODEN, ANNEMARIE
1	1009050		\$200.00	12/11/13	88888	14961	SPRY, KARIE
1	1009051		\$79.89	12/11/13	88888	17904	STASKYWICZ, SHELLY L
1	1009052		\$41.28	12/11/13	88888	16023	VODNICK, SARAH A
1	1009053		\$107.35	12/11/13	88888	16345	WALCZAK, CHERYL M
1	1009054		\$61.25	12/11/13	88888	14143	WEILANDGRUBER, ELIZABETH
1	1009055		\$100.01	12/11/13	88888	13905	WENDLING, PAULA L
1	1009056		\$55.71	12/11/13	88888	16232	WORKMAN, CAROLYN J
1	1009057		\$19.27	12/11/13	88888	14589	WUENSCH, WENDY DRUGGE
1	1009058		\$19.15	12/11/13	88888	14589	WUENSCH, WENDY DRUGGE
1	1009059		\$99.20	12/18/13	88888	17995	ABTOW, ANAB A
1	1009060		\$105.00	12/18/13	88888	17772	ADEDEJI, OLUWATONI
1	1009061		\$18.55	12/18/13	88888	9569	ANDREWS, DONNA
1	1009062		\$39.04	12/18/13	88888	17774	BIELKE, KELLY
1	1009063		\$763.00	12/18/13	88888	9829	BONNEVILLE, JON G
1	1009064		\$15.55	12/18/13	88888	17752	BRAGG, KAITLIN
1	1009065		\$60.51	12/18/13	88888	7298	BRENNAN, CAROL ANN
1	1009066		\$277.43	12/18/13	88888	6842	CHALLGREN, MARGARET TEN BROEK
1	1009067		\$37.00	12/18/13	88888	9786	COLLINS, LEANNE
1	1009068		\$44.87	12/18/13	88888	12400	DYBVIG, JOAN E
1	1009069		\$68.70	12/18/13	88888	15992	ELLISON, NICHOLAS
1	1009070		\$77.27	12/18/13	88888	9689	FINN, FAY E
1	1009071		\$26.56	12/18/13	88888	7399	GILES, SHARI M THEIS
1	1009072		\$25.14	12/18/13	88888	11971	GOODING, DIANE
1	1009073		\$9.00	12/18/13	88888	17513	HEY, LINDA L

19

Check Register Report

Bank Number	Check Number	Check Status	Check Amount	Check Date	Vendor Number	Vendor Address Number	Vendor Name
1	1009074		\$25.43	12/18/13	88888	10142	HOLCOMBE, SARA J
1	1009075		\$39.97	12/18/13	88888	8284	JEFFERS, LUCRETIA
1	1009076		\$2,049.00	12/18/13	88888	14984	JENSEN, AMANDA LYNN
1	1009077		\$200.00	12/18/13	88888	14624	JORDAN, JOANNA
1	1009078		\$313.25	12/18/13	88888	15691	KING, LAURIE J
1	1009079		\$50.84	12/18/13	88888	9760	KUZIEJ, JANET L
1	1009080		\$153.70	12/18/13	88888	15527	LIMBERG, MINDI L
1	1009081		\$83.14	12/18/13	88888	13290	LINDELL, MICHELLE M
1	1009082		\$200.00	12/18/13	88888	18097	MAGNER, HEIDI
1	1009083		\$165.60	12/18/13	88888	12901	MCCUE, MICHELLE
1	1009084		\$61.08	12/18/13	88888	18041	MILLEA, ALLISON B
1	1009085		\$92.66	12/18/13	88888	16501	NESS, KAREN M
1	1009086		\$102.27	12/18/13	88888	13692	NIEMIEC, ALICIA
1	1009087		\$200.00	12/18/13	88888	15962	NIESEN, ELIZABETH A
1	1009088		\$30.67	12/18/13	88888	8180	NORDMARK, PAMELA J
1	1009089		\$1,693.36	12/18/13	88888	8627	ORTH, STEVEN D. R.
1	1009090		\$54.81	12/18/13	88888	17586	PERLICH, SHAWN
1	1009091		\$59.35	12/18/13	88888	16589	PLANTE, MARY TRACEY
1	1009092		\$49.50	12/18/13	88888	17562	SAHLI, SCOTT J
1	1009093		\$60.00	12/18/13	88888	17562	SAHLI, SCOTT J
1	1009094		\$105.00	12/18/13	88888	17562	SAHLI, SCOTT J
1	1009095		\$65.14	12/18/13	88888	11867	SCHLINK, JOANNE
1	1009096		\$22.00	12/18/13	88888	6655	SHOGREN, CATHERINE J
1	1009097		\$22.76	12/18/13	88888	6968	SODERHOLM, WM ERIC
1	1009098		\$19.44	12/18/13	88888	16979	SYLVESTER, GREGORY
1	1009099		\$36.65	12/18/13	88888	18008	TOMALA, CRYSTAL M
1	1009100		\$22.40	12/18/13	88888	7415	UMHOEFER, THOMAS C
1	1009101		\$41.81	12/18/13	88888	7858	WARMKA, CHERI R
1	1009102		\$38.07	12/18/13	88888	11966	WEAR, LISA
1	1009103		\$38.50	12/18/13	88888	13905	WENDLING, PAULA L
1	1009104		\$7.48	12/18/13	88888	10982	YOUNG, MARY C
1	1009105		\$200.00	12/26/13	88888	13406	ALLEN, SUSAN M
1	1009106		\$200.00	12/26/13	88888	18043	AMOROSO, CYNTHIA
1	1009107		\$63.50	12/26/13	88888	9390	ANDERSON, BARBARA JEAN
1	1009108		\$240.76	12/26/13	88888	14534	BABIASH, JENNIFER
1	1009109		\$115.63	12/26/13	88888	11018	BARRETT, MARY LU
1	1009110		\$7.35	12/26/13	88888	12339	BELL, ANGELA
1	1009111		\$29.38	12/26/13	88888	12339	BELL, ANGELA
1	1009112		\$329.28	12/26/13	88888	17523	BERNARD, DAVID
1	1009113		\$3.00	12/26/13	88888	11821	BLANDIN, MELISSA
1	1009114		\$101.25	12/26/13	88888	16983	BROVIK, ERIN K
1	1009115		\$607.50	12/26/13	88888	9750	CORONIS, ANTHONY L

20

Check Register Report

Bank Number	Check Number	Check Status	Check Amount	Check Date	Vendor Number	Vendor Address Number	Vendor Name
1	1009116		\$200.00	12/26/13	88888	11756	ERICKSON, CONSTANCE
1	1009117		\$14.00	12/26/13	88888	11756	ERICKSON, CONSTANCE
1	1009118		\$75.00	12/26/13	88888	17855	GAITAN, MARCELA
1	1009119		\$402.07	12/26/13	88888	8297	GALLAND, JOHN
1	1009120		\$44.41	12/26/13	88888	7314	GAMBUCCI, ANN MARIE
1	1009121		\$400.00	12/26/13	88888	17994	GOTHARD, JOSEPH M
1	1009122		\$42.04	12/26/13	88888	7255	HAUER, PAMELA A
1	1009123		\$25.00	12/26/13	88888	17644	HENDERSON, SEAN M
1	1009124		\$200.00	12/26/13	88888	17743	HOFFMAN, BRADY JOHN
1	1009125		\$200.00	12/26/13	88888	16315	JAMISON, DARCIE L
1	1009126		\$55.92	12/26/13	88888	17655	JENSEN, STEVEN
1	1009127		\$8.47	12/26/13	88888	16835	KILBER, KRISTY
1	1009128		\$102.98	12/26/13	88888	7490	LEAKE, DONALD L
1	1009129		\$35.30	12/26/13	88888	17824	MARBLE, JILL L
1	1009130		\$22.78	12/26/13	88888	12875	MATHEWS, STEPHANIE A
1	1009131		\$25.36	12/26/13	88888	18144	MILINOVICH, TRACY
1	1009132		\$83.62	12/26/13	88888	7326	MORRISSETTE, BRUCE P
1	1009133		\$15.28	12/26/13	88888	16740	NURMELA, CRYSTAL
1	1009134		\$9.44	12/26/13	88888	16066	REAGAN, KATHRYN M
1	1009135		\$157.58	12/26/13	88888	10890	RETHLAKE-HOMOLKA, PAM
1	1009136		\$200.00	12/26/13	88888	16166	RIDER, LISA K
1	1009137		\$51.98	12/26/13	88888	14914	RONN, KELLY J
1	1009138		\$29.99	12/26/13	88888	7300	ROSSINI, CATHERINE L
1	1009139		\$82.15	12/26/13	88888	18004	SHORT, NICHOLE
1	1009140		\$285.50	12/26/13	88888	14619	SLATTERY, CARA
1	1009141		\$200.00	12/26/13	88888	17487	SOVINE, STACEY
1	1009142		\$35.80	12/26/13	88888	17758	STUART, JULIA
1	1009143		\$72.00	12/26/13	88888	12967	TEACHOUT, EVI SUE
1	1009144		\$668.91	12/26/13	88888	17937	TUDISCO, MELINDA
1	1009145		\$235.55	12/26/13	88888	11462	VAURIO, SONYA
1	1009146		\$35.03	12/26/13	88888	13905	WENDLING, PAULA L
1	1009147		\$810.00	12/26/13	88888	15399	WILKINSON, PERRY J
1	1009148		\$78.87	12/26/13	88888	17297	WRIGHT, LEA A
1	1009149		\$488.00	12/26/13	88888	8959	WURDEMAN, DEBRA SUE
1	1009150		\$199.34	12/26/13	88888	18170	YOUNG, MELISSA
1	1009151		\$52.62	12/26/13	88888	14779	ZAK, GLORIA
1	1009152		\$34.41	01/08/14	88888	13406	ALLEN, SUSAN M
1	1009153		\$59.50	01/08/14	88888	13406	ALLEN, SUSAN M
1	1009154		\$21.00	01/08/14	88888	15982	ANDERSON, BJORN RS
1	1009155		\$43.44	01/08/14	88888	9569	ANDREWS, DONNA
1	1009156		\$15.59	01/08/14	88888	4467	BARLAGE, SUSAN
1	1009157		\$200.00	01/08/14	88888	7839	BARNES, CHERISE C

Check Register Report

Bank Number	Check Number	Check Status	Check Amount	Check Date	Vendor Number	Vendor Address Number	Vendor Name
1	1009158		\$43.19	01/08/14	88888	17540	BARRY, AMBER LEIGH
1	1009159		\$166.29	01/08/14	88888	15237	BEAL, DIANE E
1	1009160		\$11.30	01/08/14	88888	7879	BERG, DAVID A
1	1009161		\$18.36	01/08/14	88888	6452	BERG, JANET
1	1009162		\$67.65	01/08/14	88888	9302	BOHR, JENNIFER L
1	1009163		\$12.81	01/08/14	88888	17752	BRAGG, KAITLIN
1	1009164		\$16.60	01/08/14	88888	16049	BRIGGS, LORI A
1	1009165		\$68.93	01/08/14	88888	8461	CARLSON, COLETTE
1	1009166		\$31.36	01/08/14	88888	15074	CHAMERLIK, KAREN
1	1009167		\$705.75	01/08/14	88888	12319	CIN, STEPHANIE P
1	1009168		\$257.87	01/08/14	88888	12806	CORBAY, STEPHANIE A
1	1009169		\$6.61	01/08/14	88888	5747	CORDAHL, AMBER
1	1009170		\$85.88	01/08/14	88888	17322	CZAPAR, KELLY N
1	1009171		\$49.97	01/08/14	88888	16888	DAVIDSON, ELIZABETH A
1	1009172		\$198.29	01/08/14	88888	15922	DUNN, RUTH C
1	1009173		\$9.32	01/08/14	88888	15993	FAUST, DANIELLE M
1	1009174		\$29.88	01/08/14	88888	16895	GANT, SARAH M
1	1009175		\$30.92	01/08/14	88888	8128	GIERADA, BARBARA L
1	1009176		\$128.15	01/08/14	88888	4110	GOETZ, DEBORAH E
1	1009177		\$20.97	01/08/14	88888	7304	GOSSMAN, LISA ANN
1	1009178		\$54.66	01/08/14	88888	17771	HELWIG, KRISTINE K
1	1009179		\$200.00	01/08/14	88888	8309	HENDRIX, EUGENIA M
1	1009180		\$40.17	01/08/14	88888	14594	HEWETT, THOMAS
1	1009181		\$16.27	01/08/14	88888	9267	HOLDEN, MATTHEW J
1	1009182		\$21.70	01/08/14	88888	9267	HOLDEN, MATTHEW J
1	1009183		\$20.98	01/08/14	88888	3383	ILES, CORNELIA
1	1009184		\$14.69	01/08/14	88888	16315	JAMISON, DARCIE L
1	1009185		\$17.68	01/08/14	88888	16315	JAMISON, DARCIE L
1	1009186		\$155.32	01/08/14	88888	14985	JOHNSON, DEBORAH JEAN
1	1009187		\$38.99	01/08/14	88888	18166	KASTLER, ANN
1	1009188		\$35.72	01/08/14	88888	18091	KENNEDY, MATTHEW
1	1009189		\$199.00	01/08/14	88888	14479	KIBLER, JEANNE
1	1009190		\$37.86	01/08/14	88888	14479	KIBLER, JEANNE
1	1009191		\$5.09	01/08/14	88888	16835	KILBER, KRISTY
1	1009192		\$6.27	01/08/14	88888	14147	KLINNERT, ELIZABETH
1	1009193		\$28.56	01/08/14	88888	6810	KNUDSEN, EYVENIA
1	1009194		\$36.67	01/08/14	88888	17002	KOPP, ELIZABETH A
1	1009195		\$33.05	01/08/14	88888	16789	KRONABETTER, JULIE R
1	1009196		\$55.37	01/08/14	88888	18063	LEHMKUHL, AMY
1	1009197		\$227.47	01/08/14	88888	17435	LUND, ELLIOTT J
1	1009198		\$6.02	01/08/14	88888	13288	LUTZ, AMANDA J
1	1009199		\$19.21	01/08/14	88888	18097	MAGNER, HEIDI

22

Check Register Report

Bank Number	Check Number	Check Status	Check Amount	Check Date	Vendor Number	Vendor Address Number	Vendor Name
1	1009200		\$121.00	01/08/14	88888	17324	MALONE, MEGGAN J
1	1009201		\$11.47	01/08/14	88888	17583	MCBRIDE, KRISTEN
1	1009202		\$6.33	01/08/14	88888	17583	MCBRIDE, KRISTEN
1	1009203		\$5.65	01/08/14	88888	17583	MCBRIDE, KRISTEN
1	1009204		\$21.14	01/08/14	88888	9785	MCCARTHY, JENNIFER
1	1009205		\$263.06	01/08/14	88888	18071	MCPARLAND, SHANNON
1	1009206		\$12.32	01/08/14	88888	15133	MOBERG, CARLENE
1	1009207		\$53.97	01/08/14	88888	15821	NAAS, ANNE B
1	1009208		\$200.00	01/08/14	88888	13693	NEAL, BRYENY B
1	1009209		\$104.75	01/08/14	88888	13381	NESVIG, ERIKA
1	1009210		\$31.02	01/08/14	88888	17716	NEWBY, MATTHEW
1	1009211		\$18.02	01/08/14	88888	17719	NIERENGARTEN, BRIANNA L
1	1009212		\$98.54	01/08/14	88888	9802	O'NEILL-MAGER, JENNIFER
1	1009213		\$251.66	01/08/14	88888	9802	O'NEILL-MAGER, JENNIFER
1	1009214		\$36.89	01/08/14	88888	9239	OPATZ, LARRY
1	1009215		\$15.45	01/08/14	88888	7820	PAULY, LYNN L
1	1009216		\$22.96	01/08/14	88888	16287	PERALTA, NANCY E
1	1009217		\$6.75	01/08/14	88888	13879	REISINGER, TONETTE A
1	1009218		\$25.43	01/08/14	88888	13144	ROLF, BRENDA J
1	1009219		\$200.00	01/08/14	88888	11808	SPODEN, ANNEMARIE
1	1009220		\$103.34	01/08/14	88888	14961	SPRY, KARIE
1	1009221		\$84.52	01/08/14	88888	18084	STARK, CINDY S
1	1009222		\$76.16	01/08/14	88888	18084	STARK, CINDY S
1	1009223		\$143.40	01/08/14	88888	9915	SWEENEY, ANN M
1	1009224		\$85.50	01/08/14	88888	18096	SWENSON, KRISTIN J
1	1009225		\$18.02	01/08/14	88888	16979	SYLVESTER, GREGORY
1	1009226		\$85.37	01/08/14	88888	10408	TAMASI, PHYLLIS
1	1009227		\$16.95	01/08/14	88888	16878	TETZLOFF, MITZI R
1	1009228		\$28.25	01/08/14	88888	16878	TETZLOFF, MITZI R
1	1009229		\$50.57	01/08/14	88888	8543	TOLLERUD, TERESA JO
1	1009230		\$83.51	01/08/14	88888	13898	TORGERSEN, SHERRY LYNN
1	1009231		\$151.13	01/08/14	88888	13898	TORGERSEN, SHERRY LYNN
1	1009232		\$101.56	01/08/14	88888	13898	TORGERSEN, SHERRY LYNN
1	1009233		\$121.87	01/08/14	88888	17169	VAUGHT, ELIZABETH C
1	1009234		\$287.02	01/08/14	88888	11462	VAURIO, SONYA
1	1009235		\$21.07	01/08/14	88888	11462	VAURIO, SONYA
1	1009236		\$200.00	01/08/14	88888	16023	VODNICK, SARAH A
1	1009237		\$502.10	01/08/14	88888	6624	WESSEN, JANE E
1	1009238		\$19.94	01/08/14	88888	16232	WORKMAN, CAROLYN J
1	1009239		\$482.19	01/08/14	88888	8959	WURDEMAN, DEBRA SUE
Check Count	249	Grand Total	\$30,204.97				

23

Check Register Report

Bank Number	Check Number	Check Status	Check Amount	Check Date	Vendor Number	Vendor Address Number	Vendor Name
4	429315	Clear	\$687.00	12/10/13	01100	0	ANCOM COMMUNICATIONS INC.
4	429316	Clear	\$17,802.75	12/10/13	21261	0	ANDERSON BUS COMPANY, INC.
4	429317	Clear	\$3,493.00	12/10/13	00249	1	APPLE COMPUTER INC.
4	429318	Clear	\$114.00	12/10/13	28333	0	BIRNO, NATHAN
4	429319	Clear	\$74.00	12/10/13	20522	0	BLOCK, DAN
4	429320	Clear	\$60.00	12/10/13	28260	0	CHOY, SERGIO R.
4	429321	Clear	\$74.00	12/10/13	08232	0	CLANCY, BILL
4	429322	Clear	\$492.22	12/10/13	28540	0	CORE BEVERAGE
4	429323		\$40.00	12/10/13	28226	0	CRADDOCK, JEAN
4	429324	Clear	\$135.00	12/10/13	26492	0	CUNDY, BRODIE
4	429325	Clear	\$84.00	12/10/13	22013	0	CUSTOM WATER WORKS
4	429326	Clear	\$9,126.19	12/10/13	00641	0	DICK'S/LAKEVILLE SANITATION, INC.
4	429327	Clear	\$4,706.00	12/10/13	27788	3	DISTRICT 2 DECA
4	429328	Clear	\$2,876.66	12/10/13	01002	0	EAGAN, CITY OF
4	429329		\$70.00	12/10/13	28193	0	GAIDA, PEG
4	429330	Clear	\$135.00	12/10/13	28321	0	GERIS, BROCK
4	429331	Clear	\$7.00	12/10/13	00001	1509	GRACE, ILENE
4	429332	Clear	\$10,476.21	12/10/13	09327	0	INTERMEDIATE SCHOOL DISTRICT 917
4	429333	Clear	\$134.98	12/10/13	03003	2	J.W. PEPPER & SON INC.
4	429334	Clear	\$200.00	12/10/13	22921	0	JOHNSON, AYRLAHN
4	429335	Clear	\$56.00	12/10/13	24067	0	JOHNSON, DENNIS
4	429336	Clear	\$5.95	12/10/13	00001	1464	JONES, LISA
4	429337	Clear	\$16.77	12/10/13	27225	0	K&K EXPRESS, LLC
4	429338	Clear	\$74.00	12/10/13	05047	0	KOCKELMAN, DEAN
4	429339	Clear	\$105.00	12/10/13	25433	0	LUONG, JOE
4	429340	Clear	\$25.20	12/10/13	00016	2645	MAAS, MICHELLE
4	429341	Clear	\$2,820.00	12/10/13	05220	0	MACPHAIL
4	429342		\$200.00	12/10/13	24960	0	MCCABE, ED
4	429343	Clear	\$74.00	12/10/13	02957	0	MCGIVERN, JEROME J.
4	429344	Clear	\$296.00	12/10/13	23914	0	MIDWEST VENDING
4	429345	Clear	\$77.00	12/10/13	27491	0	MISSLING, NEIL
4	429346	Clear	\$157.95	12/10/13	00016	2646	MITTELSTAEDT, DAN
4	429347	Clear	\$1,383.00	12/10/13	03814	0	MN COMMUNITY EDUCATION ASSOCIATION (MCEA)
4	429348	Clear	\$350.00	12/10/13	02538	0	MN ELEMENTARY SCHOOL PRINCIPALS ASSOC (MESPA)
4	429349	Clear	\$280.00	12/10/13	22324	0	MULTILINGUAL WORD, INC.
4	429350	Clear	\$77.00	12/10/13	21434	0	NOLANDER, STEVE
4	429351	Clear	\$348.00	12/10/13	03508	4	PARK NICOLLET HEALTH SERVICES
4	429352		\$180.00	12/10/13	24879	0	PEREZ, MELISSA M.
4	429353	Clear	\$1,528.80	12/10/13	28185	0	RANDSTAD WORK SOLUTIONS
4	429354	Clear	\$24.86	12/10/13	00016	2628	REDMAN, DAVID
4	429355		\$24.55	12/10/13	00016	2647	REGAN, VICKIE

24

Check Register Report

Bank Number	Check Number	Check Status	Check Amount	Check Date	Vendor Number	Vendor Address Number	Vendor Name
4	429356	Clear	\$100.00	12/10/13	28250	0	SCHAFFER, BRAD
4	429357	Clear	\$175.12	12/10/13	03196	6	SCHOLASTIC INC.
4	429358	Clear	\$74.00	12/10/13	24949	0	SCHREPFFER, TONY
4	429359	Clear	\$11.65	12/10/13	00016	2648	SICKMAN, KARI
4	429360	Clear	\$660.00	12/10/13	03413	0	SOUTH METRO SPORTS
4	429361		\$250.00	12/10/13	03297	2	STATE NEGOTIATORS
4	429362	Clear	\$114.00	12/10/13	27543	0	SWILER, GREGORY C.
4	429363	Clear	\$80.00	12/10/13	27638	0	THOMPSON, ERROL
4	429364	Clear	\$3,362.61	12/10/13	00826	1	TIERNEY BROTHERS, INC.
4	429365	Clear	\$6,107.00	12/10/13	21008	0	TLC SPECIAL TRANSPORTATION
4	429366	Unissued	\$0.00	12/10/13	21008	0	TLC SPECIAL TRANSPORTATION
4	429367	Unissued	\$0.00	12/10/13	21008	0	TLC SPECIAL TRANSPORTATION
4	429368	Clear	\$2,250.30	12/10/13	03802	0	TRIO SUPPLY
4	429369	Clear	\$106.64	12/10/13	04172	0	UNITED PARCEL SERVICE
4	429370	Clear	\$978.00	12/10/13	27819	0	US BANK EQUIPMENT FINANCE
4	429371	Clear	\$36,389.01	12/10/13	04417	1	US FOODS INC
4	429372	Unissued	\$0.00	12/10/13	04417	1	US FOODS INC
4	429373	Clear	\$9.00	12/10/13	00001	1510	VIZCARRONDO, VERONICA
4	429374	Clear	\$80.00	12/10/13	21755	0	WIGLEY, JOSH
4	429375	Clear	\$80.00	12/10/13	28553	0	WORKU, BEREKET
4	429376	Clear	\$2,772.33	12/10/13	04451	11	XEROX CORPORATION
4	429377	Unissued	\$0.00	12/10/13	04451	11	XEROX CORPORATION
4	429378	Clear	\$4,000.00	12/13/13	28363	0	ACET, INC.
4	429379	Clear	\$5,244.72	12/13/13	28551	0	ADVANCED IMAGING SOLUTIONS
4	429380	Clear	\$500.00	12/13/13	00778	0	ARMSTRONG, MAUREEN
4	429381		\$513.00	12/13/13	04895	0	ASSOCIATION OF CLERICAL EMPLOYEES
4	429382	Clear	\$432.10	12/13/13	07257	0	AUTISM SOCIETY OF MN (AUSM)
4	429383	Clear	\$106.68	12/13/13	00386	1	BARNES & NOBLE INC
4	429384	Clear	\$3,137.50	12/13/13	27679	0	BENEFITFOCUS.COM, INC.
4	429385	Clear	\$105.35	12/13/13	00172	1	BLICK ART MATERIALS
4	429386	Clear	\$135.00	12/13/13	28635	0	BORMAN, GERALD
4	429387	Clear	\$266.02	12/13/13	02781	5	CENTURYLINK
4	429388	Clear	\$360.66	12/13/13	25513	1	CHURCH OFFSET PRINTING, INC.
4	429389	Clear	\$152,364.00	12/13/13	22015	0	CM CONSTRUCTION COMPANY, INC.
4	429390	Clear	\$497.50	12/13/13	00502	0	CORNERSTONE COPY CENTER
4	429391	Clear	\$210.00	12/13/13	24217	0	DAKOTA COUNTY TREASURER AUDITOR
4	429392	Clear	\$359.00	12/13/13	26702	0	DELTA MANAGEMENT ASSOCIATES, INC.
4	429393	Clear	\$74.00	12/13/13	28639	0	DEMORETT, ANDREW
4	429394	Clear	\$199.00	12/13/13	08316	1	DYNAVOX/MAYER-JOHNSON
4	429395	Clear	\$3,068.24	12/13/13	02333	1	EARTHGRAINS BAKING CO. INC.
4	429396	Clear	\$131.52	12/13/13	09272	2	ECM PUBLISHERS, INC.
4	429397	Clear	\$239.00	12/13/13	27974	0	ECMC

25

Check Register Report

Bank Number	Check Number	Check Status	Check Amount	Check Date	Vendor Number	Vendor Address Number	Vendor Name
4	429398	Clear	\$4,908.57	12/13/13	28552	0	EDGEWOOD MARKETING GROUP
4	429399	Clear	\$193.00	12/13/13	28531	0	EDUCATION MINNESOTA
4	429400	Clear	\$623.40	12/13/13	26262	0	EDUCATORS BENEFIT CONSULTANTS, LLC
4	429401	Clear	\$967.50	12/13/13	27321	0	ELLIOTT'S PAINTING & DECORATING, INC.
4	429402	Clear	\$540.00	12/13/13	28381	0	FEAR THE RODENT SPORTS
4	429403	Clear	\$857.63	12/13/13	04527	1	FOLLETT EDUCATIONAL SERVICES
4	429404	Clear	\$3,600.00	12/13/13	28631	1	FRATTALLONE'S/BURNSVILLE
4	429405	Clear	\$150.00	12/13/13	04248	0	GEYEN, JULIE
4	429406	Clear	\$100.00	12/13/13	28634	0	GRANBECK, LESLIE
4	429407	Clear	\$24.00	12/13/13	00000	7118	HANSON, KENNETH
4	429408	Clear	\$58.00	12/13/13	28630	0	HERDA, STEPHEN SCOTT
4	429409	Clear	\$75.00	12/13/13	28633	0	HERR, TRAVIS
4	429410	Clear	\$199.00	12/13/13	01965	1	IDEAS UNLIMITED
4	429411	Clear	\$112.03	12/13/13	02483	0	INTEGRA TELECOM
4	429412	Clear	\$7,200.32	12/13/13	09327	0	INTERMEDIATE SCHOOL DISTRICT 917
4	429413	Clear	\$299.47	12/13/13	01994	0	J&R SCHOOL SUPPLIES, INC.
4	429414	Clear	\$44.50	12/13/13	26297	1	J.P. COOKE COMPANY
4	429415		\$1,500.00	12/13/13	28636	0	JERMAINE M DAVIS SEMINARS & WORKSHOPS INC
4	429416	Clear	\$34.00	12/13/13	00000	7119	JOSEPHS, REBECCA
4	429417	Clear	\$46,870.03	12/13/13	27633	0	KELLY SERVICES, INC.
4	429418	Clear	\$198.00	12/13/13	28421	0	KENDALL, BRUCE
4	429419	Clear	\$74.96	12/13/13	27439	1	LEARNING A-Z
4	429420	Clear	\$235.87	12/13/13	09001	1	LEARNING RESOURCES, INC.
4	429421	Clear	\$129.85	12/13/13	02320	0	LINGUI SYSTEMS, INC.
4	429422	Clear	\$4,788.00	12/13/13	01556	2	MEDICA
4	429423	Clear	\$156.00	12/13/13	23866	0	MESSERLI & KRAMER PA
4	429424		\$25.00	12/13/13	02634	6	MN ASSOC OF SCHOOL BUSINESS OFFICIALS (MASBO)
4	429425	Clear	\$1,960.00	12/13/13	05981	1	MN SCHOOL PSYCHOLOGISTS ASSOCIATION (MSPA)
4	429426	Clear	\$1,592.50	12/13/13	22324	0	MULTILINGUAL WORD, INC.
4	429427	Clear	\$71.22	12/13/13	02704	0	NASCO
4	429428	Clear	\$130.00	12/13/13	00016	2650	NEISEN, NATALIE
4	429429	Clear	\$2,614.02	12/13/13	24335	1	NEW DOMINION SCHOOL
4	429430		\$180.00	12/13/13	24879	0	PEREZ, MELISSA M.
4	429431	Clear	\$409.00	12/13/13	26733	0	PETERSON, FRAM & BERGMAN
4	429432	Clear	\$109.00	12/13/13	24681	0	PROFESSIONAL WIRELESS COMMUNICATIONS
4	429433	Clear	\$129.30	12/13/13	08487	0	ROBERT BROOKE & ASSOCIATES
4	429434	Clear	\$257.91	12/13/13	00016	2649	RUDE, ROBERT
4	429435	Clear	\$362.00	12/13/13	28638	0	SANDA, JANET
4	429436	Clear	\$135.00	12/13/13	28632	0	SCHLITTENHARDT, PETER

26

Check Register Report

Bank Number	Check Number	Check Status	Check Amount	Check Date	Vendor Number	Vendor Address Number	Vendor Name
4	429437	Clear	\$43.94	12/13/13	00016	2593	SCHMIDT, KRISTINA
4	429438	Clear	\$2,208.00	12/13/13	09331	0	SCHMITTY & SONS SCHOOL BUSES, INC.
4	429439	Clear	\$297.70	12/13/13	03196	4	SCHOLASTIC INC.
4	429440	Clear	\$285.07	12/13/13	25097	1	SCHOOL SPECIALTY INC
4	429441	Clear	\$52.30	12/13/13	00000	4180	SCHUTTS, KIM
4	429442	Clear	\$59,127.00	12/13/13	23848	0	SFM
4	429443	Clear	\$3,909.54	12/13/13	28611	0	SOUTHWEST METRO EDUCATIONAL CO
4	429444	Clear	\$72.60	12/13/13	01076	1	SOUTHWEST NEWSPAPERS
4	429445	Clear	\$1,241.06	12/13/13	08203	1	TIES
4	429446	Clear	\$14,249.19	12/13/13	02776	0	XCEL ENERGY
4	429447	Clear	\$21,135.61	12/13/13	27490	0	XEROX FINANCIAL SERVICES LLC
4	429448		\$60.00	12/17/13	27129	0	ALI, AMAAL
4	429449	Clear	\$1,289.48	12/17/13	26720	0	BLUE BELL ENTERPRISES, INC.
4	429450		\$303.90	12/17/13	21336	0	COMMUNICATION SERVICE FOR THE DEAF, INC
4	429451	Clear	\$649.52	12/17/13	28540	0	CORE BEVERAGE
4	429452		\$50.00	12/17/13	26356	0	DIAZ RESENDIZ, MA ANA
4	429453	Clear	\$125.00	12/17/13	28595	0	DUGDALE AND KIBBEY CONSULTING, INC.
4	429454	Clear	\$123.75	12/17/13	09272	2	ECM PUBLISHERS, INC.
4	429455	Clear	\$60.00	12/17/13	24014	0	ESPINOZA, LEO
4	429456	Clear	\$100.00	12/17/13	28238	0	FLADMARK, MIKE
4	429457	Clear	\$147.81	12/17/13	01243	1	FOLLETT SOFTWARE CO.
4	429458	Clear	\$444.00	12/17/13	25069	0	L H ENTERPRISES LLC
4	429459	Clear	\$42.29	12/17/13	02220	1	LEGO EDUCATION
4	429460	Clear	\$580.82	12/17/13	17550	0	LETENDRE, LINDSEY N
4	429461		\$170.00	12/17/13	09951	0	MATH MASTERS OF MN
4	429462	Clear	\$634.00	12/17/13	23914	0	MIDWEST VENDING
4	429463	Clear	\$739.30	12/17/13	27547	1	MINNESOTA OFFICE TECHNOLOGY GROUP
4	429464	Clear	\$29.00	12/17/13	03858	7	NATIONAL GEOGRAPHIC SOCIETY
4	429465		\$60.00	12/17/13	24879	0	PEREZ, MELISSA M.
4	429466	Clear	\$1,158.55	12/17/13	09501	0	RABIDEAUX, ED
4	429467	Clear	\$101.26	12/17/13	08798	12	REGENTS OF THE UNIVERSITY OF MINNESOTA
4	429468	Clear	\$77.00	12/17/13	05126	0	ROGERS, GREGORY
4	429469	Clear	\$25.49	12/17/13	25097	1	SCHOOL SPECIALTY INC
4	429470	Clear	\$28,224.42	12/17/13	23848	0	SFM
4	429471	Clear	\$780.00	12/17/13	25672	0	SPECIAL DELIVERY OF MINNESOTA, INC
4	429472	Clear	\$139.25	12/17/13	28502	0	THE MCDOWELL AGENCY, INC.
4	429473	Clear	\$190.76	12/17/13	00826	1	TIERNEY BROTHERS, INC.
4	429474	Clear	\$5,386.23	12/17/13	03802	0	TRIO SUPPLY
4	429475	Unissued	\$0.00	12/17/13	03802	0	TRIO SUPPLY
4	429476	Clear	\$750.00	12/17/13	28470	0	TUMA, ROBERT

27

Check Register Report

Bank Number	Check Number	Check Status	Check Amount	Check Date	Vendor Number	Vendor Address Number	Vendor Name
4	429477		\$199.50	12/17/13	26170	0	TUMBLEWEED PRESS, INC.
4	429478	Clear	\$1,017.00	12/17/13	27819	0	US BANK EQUIPMENT FINANCE
4	429479		\$22,946.70	12/17/13	04417	1	US FOODS INC
4	429480	Unissued	\$0.00	12/17/13	04417	1	US FOODS INC
4	429481	Clear	\$100.00	12/17/13	00016	2651	WILBER, EMILY
4	429482		\$255.00	12/17/13	25837	0	WILLIAMS, REBECCA
4	429483	Clear	\$80.00	12/17/13	05416	0	WILTJER, BRENDEN
4	429484	Clear	\$275.05	12/17/13	04451	11	XEROX CORPORATION
4	429485		\$630.00	12/20/13	26089	0	ADAGIO DJAY ENTERTAINMENT
4	429486		\$2,712.00	12/20/13	06890	2	ADVANTAGE EDUCATIONAL PROGRAMS LLC
4	429487	Clear	\$185.00	12/20/13	01100	0	ANCOM COMMUNICATIONS INC.
4	429488	Clear	\$75.00	12/20/13	28643	0	ANDERSON, CONRAD
4	429489	Clear	\$350.00	12/20/13	00778	0	ARMSTRONG, MAUREEN
4	429490	Clear	\$6,987.50	12/20/13	28410	0	AUGUST ASH, INC.
4	429491	Clear	\$485.00	12/20/13	27223	1	AVID CENTER
4	429492	Clear	\$857.73	12/20/13	28506	1	BELNICK INC.
4	429493	Clear	\$213.50	12/20/13	03931	0	BERRY COFFEE COMPANY
4	429494		\$350.00	12/20/13	00515	0	BHS CHEERLEADER BOOSTER CLUB
4	429495	Clear	\$186.50	12/20/13	06533	0	BPS COMMUNICATIONS LLC
4	429496		\$940.00	12/20/13	22417	0	BRADSHAW AXT, CAROLYN
4	429497	Clear	\$15.95	12/20/13	00016	2652	BUCK, SHANICA
4	429498		\$75.00	12/20/13	00673	1	BURNSVILLE ATHLETIC CLUB
4	429499		\$765.00	12/20/13	03694	0	BURNSVILLE BLAZE FOOTBALL BOOSTERS
4	429500		\$24,322.95	12/20/13	00435	0	BURNSVILLE ICE CENTER
4	429501	Clear	\$150.00	12/20/13	00673	0	BURNSVILLE, CITY OF
4	429502	Clear	\$1,800.00	12/20/13	27938	0	BUTLER, IONE
4	429503	Clear	\$612.00	12/20/13	28647	0	CARTER, KELLY
4	429504	Clear	\$1,702.63	12/20/13	02519	0	CENTERPOINT ENERGY
4	429505		\$190.00	12/20/13	07014	4	CHASKA HIGH SCHOOL
4	429506	Clear	\$39,361.09	12/20/13	28503	0	CIGNA GROUP INSURANCE
4	429507	Clear	\$419.42	12/20/13	28540	0	CORE BEVERAGE
4	429508		\$27.90	12/20/13	06109	1	CRYSTAL SPRINGS BOOKS
4	429509	Clear	\$67,933.93	12/20/13	00809	0	DAKOTA ELECTRIC ASSOCIATION
4	429510	Clear	\$7,440.00	12/20/13	22061	0	DISTRIBUTED WEBSITE CORPORATION
4	429511	Clear	\$528,766.77	12/20/13	28300	1	DURHAM SCHOOL SERVICES
4	429512		\$205.00	12/20/13	06734	2	EASTVIEW LDT BOOSTER CLUB
4	429513	Clear	\$230.44	12/20/13	09272	2	ECM PUBLISHERS, INC.
4	429514		\$1,080.46	12/20/13	24814	1	FITNESS FINDERS, INC.
4	429515		\$84.41	12/20/13	28202	0	FOUNDATION 191
4	429516		\$88.00	12/20/13	E5868	0	FREDERICKSON, NORMAN D
4	429517	Clear	\$250.00	12/20/13	27736	0	GLOBAL COMMUNICATIONS WIRING & SERVICES

28

Check Register Report

Bank Number	Check Number	Check Status	Check Amount	Check Date	Vendor Number	Vendor Address Number	Vendor Name
4	429518	Clear	\$386.63	12/20/13	25477	0	GRAPHIC EDGE, INC.
4	429519	Clear	\$1,000.00	12/20/13	00016	2653	HAWKINS, ERIC
4	429520	Clear	\$50.50	12/20/13	00862	3	HERFF JONES, INC.
4	429521		\$328.50	12/20/13	01880	5	IND. SCHOOL DIST. 194
4	429522	Clear	\$15,198.75	12/20/13	27633	0	KELLY SERVICES, INC.
4	429523	Clear	\$1,595.00	12/20/13	26743	0	KIDCREATE STUDIO
4	429524	Clear	\$225.00	12/20/13	28045	0	LAKESIDE PROMOTIONS, LLC
4	429525	Clear	\$70.00	12/20/13	17550	0	LETENDRE, LINDSEY N
4	429526		\$1,173.00	12/20/13	09181	5	MASA JOBSITE
4	429527	Clear	\$891.00	12/20/13	24921	0	MECA SPORTSWEAR
4	429528		\$2,600.00	12/20/13	02491	0	MIDWEST BAND INSTRUMENT SERV.
4	429529		\$150.00	12/20/13	28641	0	MIKE SPILLER
4	429530	Clear	\$553.00	12/20/13	27547	1	MINNESOTA OFFICE TECHNOLOGY GROUP
4	429531		\$85.00	12/20/13	03936	0	MINNETONKA SENIOR HIGH
4	429532	Clear	\$75.00	12/20/13	22397	0	MN BOARD OF SCHOOL ADMINISTRATORS (MBSA)
4	429533	Clear	\$750.00	12/20/13	04483	2	MN HIGH SCHOOL QUIZ BOWL, INC
4	429534	Clear	\$8.00	12/20/13	28234	0	MOORE, LYNN
4	429535	Clear	\$337.00	12/20/13	28346	0	NATIONAL STRENGTH & CONDITIONING ASSOC(NSCA)
4	429536	Clear	\$6,329.10	12/20/13	04476	0	NATIONAL TREASURE KUNG FU INC
4	429537	Unissued	\$0.00	12/20/13	04476	0	NATIONAL TREASURE KUNG FU INC
4	429538	Clear	\$3,509.77	12/20/13	06477	0	OFFICE OF ENTERPRISE TECHNOLOGY
4	429539		\$1,223.76	12/20/13	26086	0	ORKIN COMMERCIAL SERVICES
4	429540	Clear	\$345.00	12/20/13	06693	0	POWELL, MALINDA
4	429541	Clear	\$2,625.00	12/20/13	28645	0	PRESLICKA STUDIO, INC.
4	429542	Clear	\$655.00	12/20/13	00569	1	PUSH PEDAL PULL
4	429543	Clear	\$2,904.72	12/20/13	28185	0	RANDSTAD WORK SOLUTIONS
4	429544	Clear	\$423.67	12/20/13	20099	2	RELIASTAR LIFE INSURANCE COMPANY
4	429545	Clear	\$952.45	12/20/13	20099	3	RELIASTAR LIFE INSURANCE COMPANY
4	429546		\$1,443.40	12/20/13	07711	0	ROLANDO, NORMAN
4	429547	Clear	\$203.00	12/20/13	25562	0	SACHS, ALICE
4	429548		\$15.00	12/20/13	03619	0	SAVAGE CHAMBER OF COMMERCE
4	429549	Clear	\$367.50	12/20/13	20491	0	SAVAGE, DAWN
4	429550		\$135.00	12/20/13	27946	0	SCHMITZ, STEFANIE
4	429551		\$750.00	12/20/13	28529	0	SCHWAB, MARK LEE
4	429552	Clear	\$150.00	12/20/13	26374	0	SEVETT, COREY
4	429553		\$125.00	12/20/13	03458	0	ST. OLAF COLLEGE
4	429554	Clear	\$53.80	12/20/13	00000	9695	STEARNS, FRANCES
4	429555	Clear	\$2,082.50	12/20/13	26627	0	THE PLAYS THE THING PRODUCTIONS
4	429556	Clear	\$100.20	12/20/13	08203	1	TIES
4	429557		\$765.00	12/20/13	08203	2	TIES

29

Check Register Report

Bank Number	Check Number	Check Status	Check Amount	Check Date	Vendor Number	Vendor Address Number	Vendor Name
4	429558	Clear	\$112.00	12/20/13	27429	1	TRANSWORLD SYSTEMS, INC.
4	429559	Clear	\$3,000.00	12/20/13	04153	1	U.S. POSTMASTER
4	429560	Clear	\$4,230.00	12/20/13	28417	0	UNIVERSAL ATHLETIC SERVICE INC.
4	429561	Clear	\$15,771.65	12/20/13	04417	1	US FOODS INC
4	429562	Unissued	\$0.00	12/20/13	04417	1	US FOODS INC
4	429563	Clear	\$2,791.65	12/20/13	28642	0	VALLEY RICH CO, INC
4	429564		\$200.00	12/20/13	28644	0	WAI CONTINUUM
4	429565		\$2,287.50	12/20/13	24793	0	WATCH ME DRAW! LLC
4	429566		\$285.00	12/20/13	09814	0	WAYZATA HIGH SCHOOL
4	429567	Clear	\$3,990.29	12/20/13	04451	11	XEROX CORPORATION
4	429568		\$2,232.00	12/20/13	24245	0	YOUTH ENRICHMENT LEAGUE
4	429569	Clear	\$37,654.60	12/20/13	04995	0	JEFF BELZER'S CHEVROLET
4	429570		\$300.00	01/01/14	26293	0	ACCESS LIFTS, INC.
4	429571		\$274.96	01/01/14	01982	0	ADHESIVE LABEL
4	429572		\$16,188.97	01/01/14	28147	1	AGROPUR
4	429573	Unissued	\$0.00	01/01/14	28147	1	AGROPUR
4	429574	Unissued	\$0.00	01/01/14	28147	1	AGROPUR
4	429575	Unissued	\$0.00	01/01/14	28147	1	AGROPUR
4	429576	Unissued	\$0.00	01/01/14	28147	1	AGROPUR
4	429577	Unissued	\$0.00	01/01/14	28147	1	AGROPUR
4	429578	Unissued	\$0.00	01/01/14	28147	1	AGROPUR
4	429579	Unissued	\$0.00	01/01/14	28147	1	AGROPUR
4	429580		\$16,358.40	01/01/14	28136	1	AIRWATCH, LLC
4	429581		\$44.00	01/01/14	00216	1	ALPHA VIDEO & AUDIO, INC.
4	429582		\$519.00	01/01/14	01365	0	AMERIPRIDE LINEN AND APPAREL SERVICES
4	429583	Unissued	\$0.00	01/01/14	01365	0	AMERIPRIDE LINEN AND APPAREL SERVICES
4	429584		\$373.40	01/01/14	06913	1	ARMCOM DISTRIBUTING COMPANY
4	429585		\$280.00	01/01/14	26468	0	ARROW LIFT
4	429586		\$51.95	01/01/14	00525	1	AutismShop.com
4	429587		\$85.16	01/01/14	00386	1	BARNES & NOBLE INC
4	429588		\$15,028.88	01/01/14	25229	0	BERGIN FRUIT & NUT CO.
4	429589	Unissued	\$0.00	01/01/14	25229	0	BERGIN FRUIT & NUT CO.
4	429590	Unissued	\$0.00	01/01/14	25229	0	BERGIN FRUIT & NUT CO.
4	429591	Unissued	\$0.00	01/01/14	25229	0	BERGIN FRUIT & NUT CO.
4	429592		\$2,840.24	01/01/14	26720	0	BLUE BELL ENTERPRISES, INC.
4	429593		\$643.95	01/01/14	28124	0	BRIN NORTHWESTERN GLASS COMPANY
4	429594		\$4,863.07	01/01/14	20289	1	CDW GOVERNMENT, INC.
4	429595		\$497.09	01/01/14	27279	1	COLE PAPERS INC.
4	429596		\$709.00	01/01/14	00502	0	CORNERSTONE COPY CENTER
4	429597		\$30.14	01/01/14	00645	0	CUB FOODS
4	429598		\$3,647.39	01/01/14	00279	0	D.S.D., INC.

30

Check Register Report

Bank Number	Check Number	Check Status	Check Amount	Check Date	Vendor Number	Vendor Address Number	Vendor Name
4	429599	Unissued	\$0.00	01/01/14	00279	0	D.S.D., INC.
4	429600		\$94.86	01/01/14	00837	1	DEMCO, INC.
4	429601		\$1,372.00	01/01/14	26109	0	FIELD ENVIRONMENTAL CONSULTING, INC.
4	429602		\$234.60	01/01/14	01231	0	FLINN SCIENTIFIC, INC.
4	429603		\$544.70	01/01/14	04527	1	FOLLETT EDUCATIONAL SERVICES
4	429604		\$87.75	01/01/14	27750	0	GRAPHIC SPECIALTIES, INC.
4	429605		\$69.84	01/01/14	09318	1	HILLYARD INC - MINNEAPOLIS
4	429606		\$217.75	01/01/14	27253	0	LANDS BEST FOODS LLC
4	429607		\$1,766.71	01/01/14	02196	0	MACKIN EDUCATIONAL RESOURCES
4	429608		\$2,976.38	01/01/14	07752	0	MILLER ELECTRIC, INC.
4	429609		\$1,543.51	01/01/14	08999	1	MINNESOTA ELEVATOR INC
4	429610		\$48.95	01/01/14	27548	0	MINNESOTA MEMORY, INC.
4	429611		\$140.00	01/01/14	28041	0	MIXMI BRANDS INC.
4	429612		\$131.20	01/01/14	09177	0	MN SAFETY COUNCIL, INC.
4	429613		\$232.10	01/01/14	27342	0	MONOPRICE
4	429614		\$45.95	01/01/14	03519	0	NAPA AUTO PARTS
4	429615		\$2,069.50	01/01/14	20320	0	NORTHERN AIR CORPORATION (NAC)
4	429616		\$526.52	01/01/14	02489	1	OFFICE DEPOT COMPANY
4	429617		\$507.06	01/01/14	03123	0	PAPCO
4	429618		\$769.83	01/01/14	26290	0	PERFORMANCE APPAREL, LLC
4	429619		\$120.40	01/01/14	20125	2	PREMIER AGENDAS
4	429620		\$2,996.50	01/01/14	21744	0	QUALITY AIR MECHANICAL, INC.
4	429621		\$1,558.05	01/01/14	09501	0	RABIDEAUX, ED
4	429622		\$125.00	01/01/14	21851	0	RED WING SHOE STORE
4	429623		\$523.50	01/01/14	25729	0	RENT N' SAVE PORTABLE SERVICES
4	429624		\$55.09	01/01/14	03808	1	SCANTRON CORPORATION
4	429625		\$28.00	01/01/14	03532	2	SCHMITT MUSIC
4	429626		\$187.67	01/01/14	27518	1	SCHOOL SPECIALTY
4	429627		\$53.80	01/01/14	25097	1	SCHOOL SPECIALTY INC
4	429628		\$210.00	01/01/14	21743	0	SCHWAB VOLLHABER LUBRATT SERVICE, INC
4	429629		\$116.00	01/01/14	03472	2	SHIFFLER EQUIPMENT SALES INC
4	429630		\$322.76	01/01/14	02217	1	SIEMENS INDUSTRY, INC.
4	429631		\$2,582.53	01/01/14	03587	1	SIMPLEX GRINNELL
4	429632		\$20,100.00	01/01/14	02978	0	SOLUTION TREE
4	429633		\$136.75	01/01/14	04308	0	SUPER DUPER SCHOOL CO.
4	429634		\$86.94	01/01/14	03703	0	SUPREME SCHOOL SUPPLY
4	429635		\$88.71	01/01/14	22319	0	TEMPLE ELECTRIC MOTOR SERVICE INC.
4	429636		\$28,206.55	01/01/14	25893	0	THINKING MAPS, INC.
4	429637		\$1,295.49	01/01/14	22123	1	TOTAL FILTRATION SERVICES, INC.
4	429638		\$482.36	01/01/14	04037	1	TRIARCO ARTS & CRAFTS
4	429639		\$2,767.90	01/01/14	03802	0	TRIO SUPPLY

31

Check Register Report

Bank Number	Check Number	Check Status	Check Amount	Check Date	Vendor Number	Vendor Address Number	Vendor Name
4	429640		\$1,355.00	01/01/14	04349	0	WHEELER HARDWARE CO.
4	429641		\$1,069.00	01/01/14	05860	0	YOUNGBLOOD LUMBER COMPANY
4	429642		\$780.00	01/01/14	04566	0	ZIEGLER INC.
4	429643	Clear	\$1,475.00	12/27/13	04478	0	ACTION MOVING
4	429644		\$30.00	12/27/13	27125	0	ALLEN, DARIEL J.
4	429645	Clear	\$4,500.00	12/27/13	28649	0	ARVIG
4	429646	Clear	\$190.00	12/27/13	26245	1	AUDIO LOGIC SYSTEMS
4	429647		\$444.00	12/27/13	28605	0	BARRIS, JODIE
4	429648		\$410.00	12/27/13	00706	0	BURNSVILLE CHAMBER OF COMMERCE
4	429649		\$3,200.00	12/27/13	00435	0	BURNSVILLE ICE CENTER
4	429650		\$15,000.00	12/27/13	25888	0	K12 TRANSPORTATION MANAGEMENT SERVICES, INC
4	429651		\$32,306.94	12/27/13	02519	0	CENTERPOINT ENERGY
4	429652		\$2,041.90	12/27/13	02519	3	CENTERPOINT ENERGY SERVICES, INC.
4	429653		\$405.00	12/27/13	21336	0	COMMUNICATION SERVICE FOR THE DEAF, INC
4	429654	Clear	\$465.00	12/27/13	25919	0	CORDOVA, LETICIA
4	429655	Clear	\$350.00	12/27/13	20524	0	DEWALD, RINA C.
4	429656		\$140.00	12/27/13	00875	0	DRAMATISTS PLAY SERVICE INC.
4	429657	Clear	\$50.00	12/27/13	24675	2	ELDER RESOURCE ASSOCIATION
4	429658	Clear	\$60.00	12/27/13	24014	0	ESPINOZA, LEO
4	429659	Clear	\$206.50	12/27/13	04248	0	GEYEN, JULIE
4	429660		\$700.00	12/27/13	23312	0	GORNY, MICHELE
4	429661		\$140.00	12/27/13	20523	0	JONES, SCOTT
4	429662	Clear	\$25.00	12/27/13	02319	0	LAVAN FLOOR COVERING CO.
4	429663		\$208.00	12/27/13	26890	0	LOVLIE, CHRISTINE
4	429664	Clear	\$360.00	12/27/13	25512	0	MAYER ARTS, INC.
4	429665	Clear	\$2,066.23	12/27/13	03029	1	MINNESOTA ENERGY RESOURCES CORPORATION
4	429666		\$181.93	12/27/13	27547	1	MINNESOTA OFFICE TECHNOLOGY GROUP
4	429667	Void	\$420.00	12/27/13	09389	0	MORTENSEN, SALLY
4	429668		\$6,161.64	12/27/13	22639	1	NEXTEL
4	429669	Clear	\$92.00	12/27/13	28650	0	ONE BEAT CPR + AED
4	429670		\$120.00	12/27/13	24879	0	PEREZ, MELISSA M.
4	429671		\$56.00	12/27/13	27541	0	PLASZCZ, STEVE FRANK
4	429672		\$74.00	12/27/13	24681	0	PROFESSIONAL WIRELESS COMMUNICATIONS
4	429673		\$60.00	12/27/13	21343	0	RAMACHER, THUY
4	429674	Clear	\$2,847.39	12/27/13	28185	0	RANDSTAD WORK SOLUTIONS
4	429675	Clear	\$99.43	12/27/13	08798	12	REGENTS OF THE UNIVERSITY OF MINNESOTA
4	429676		\$352.80	12/27/13	28168	0	ROARK, RICHARD JEFFREY
4	429677		\$816.00	12/27/13	28297	0	ROSE, DEBBIE

32

Check Register Report

Bank Number	Check Number	Check Status	Check Amount	Check Date	Vendor Number	Vendor Address Number	Vendor Name
4	429678	Clear	\$203.00	12/27/13	25562	0	SACHS, ALICE
4	429679	Clear	\$3,330.00	12/27/13	26796	0	SAFEWAY DRIVING SCHOOL
4	429680		\$74.00	12/27/13	22484	0	SARGENT, KEN
4	429681		\$114.00	12/27/13	25990	0	SCHUBERT, ZACHARY
4	429682		\$345.00	12/27/13	26374	0	SEVETT, COREY
4	429683		\$450.00	12/27/13	25227	0	SHAW SOLBERG, STACY
4	429684		\$3,623.84	12/27/13	28611	0	SOUTHWEST METRO EDUCATIONAL CO
4	429685		\$390.00	12/27/13	25672	0	SPECIAL DELIVERY OF MINNESOTA, INC
4	429686		\$50.00	12/27/13	21898	0	STINGER, ELLEN
4	429687	Clear	\$725.85	12/27/13	00826	1	TIERNEY BROTHERS, INC.
4	429688		\$10,225.50	12/27/13	21008	0	TLC SPECIAL TRANSPORTATION
4	429689	Unissued	\$0.00	12/27/13	21008	0	TLC SPECIAL TRANSPORTATION
4	429690	Unissued	\$0.00	12/27/13	21008	0	TLC SPECIAL TRANSPORTATION
4	429691		\$269.62	12/27/13	28197	0	TWO RIGHT FEET
4	429692		\$1,229.69	12/27/13	27819	0	US BANK EQUIPMENT FINANCE
4	429693	Clear	\$419.89	12/27/13	04417	1	US FOODS INC
4	429694		\$135.00	12/27/13	25837	0	WILLIAMS, REBECCA
4	429695		\$80.00	12/27/13	05416	0	WILTJER, BRENDEN
4	429696		\$175.00	12/27/13	28573	0	WISCONSIN EDUCATIONAL RESOURCES, LLC
4	429697	Clear	\$1,201.34	12/27/13	27490	0	XEROX FINANCIAL SERVICES LLC
4	429698		\$26.00	01/03/14	06215	0	AIRPORT TAXI, INC.
4	429699		\$25.75	01/03/14	00016	2656	ALI, SHEIKHNUR
4	429700		\$513.00	01/03/14	04895	0	ASSOCIATION OF CLERICAL EMPLOYEES
4	429701		\$135.00	01/03/14	28333	0	BIRNO, NATHAN
4	429702		\$80.00	01/03/14	27945	0	BJORNSTAD, ADAM
4	429703		\$77.00	01/03/14	01944	0	BOCHE, JOHN
4	429704		\$135.00	01/03/14	28635	0	BORMAN, GERALD
4	429705		\$74.00	01/03/14	03528	0	BREKKE, ERIC
4	429706		\$1,840.00	01/03/14	09991	0	BURNSVILLE ASSOCIATION OF EDUCATIONAL ASSTS
4	429707		\$128.00	01/03/14	25458	0	CALABRASE, SHAWN
4	429708		\$500.85	01/03/14	02781	5	CENTURYLINK
4	429709		\$60.00	01/03/14	25919	0	CORDOVA, LETICIA
4	429710		\$350.00	01/03/14	03958	0	DAKOTA COUNTY REGIONAL CHAMBER OF COMMERCE
4	429711		\$96.00	01/03/14	22265	0	DAVICK, BRAD
4	429712		\$546.00	01/03/14	26702	0	DELTA MANAGEMENT ASSOCIATES, INC.
4	429713		\$300.00	01/03/14	00875	0	DRAMATISTS PLAY SERVICE INC.
4	429714		\$5,644.80	01/03/14	20041	1	EAGLE BLUFF ENVIRONMENTAL LEARNING CENTER
4	429715		\$364.00	01/03/14	27974	0	ECMC
4	429716		\$193.00	01/03/14	28531	0	EDUCATION MINNESOTA

33

Check Register Report

Bank Number	Check Number	Check Status	Check Amount	Check Date	Vendor Number	Vendor Address Number	Vendor Name
4	429717		\$80.00	01/03/14	25599	0	ERDMAN, MARTY K.
4	429718		\$110.00	01/03/14	28238	0	FLADMARK, MIKE
4	429719		\$84.41	01/03/14	28202	0	FOUNDATION 191
4	429720		\$40.00	01/03/14	28193	0	GAIDA, PEG
4	429721		\$270.00	01/03/14	28321	0	GERIS, BROCK
4	429722		\$56.00	01/03/14	28064	0	GERTEN, BRAD
4	429723		\$77.00	01/03/14	03350	0	GRANDELIS, DAVE
4	429724		\$2,013.60	01/03/14	06321	1	GREAT AMERICAN OPPORTUNITIES, INC.
4	429725		\$74.00	01/03/14	24168	0	GRIFFITHS, DAN
4	429726		\$355.00	01/03/14	08391	1	GROUP HEALTH INC.-WORKSITE
4	429727		\$80.00	01/03/14	27505	0	HAGBERG, CRAIG
4	429728		\$60.00	01/03/14	28654	0	HERSI, SANAA
4	429729		\$74.00	01/03/14	26444	0	HOLTZ, TODD
4	429730		\$750.00	01/03/14	28655	0	HORNER, MATTHEW
4	429731		\$24.11	01/03/14	00016	2629	HOUSTON, NORMESHA
4	429732		\$50.00	01/03/14	28030	0	HOWZE, DANIELLE
4	429733		\$144.00	01/03/14	01994	0	J&R SCHOOL SUPPLIES, INC.
4	429734		\$128.00	01/03/14	01703	0	JOHNSON, ANDY
4	429735		\$135.00	01/03/14	26990	0	JOHNSON, BRENT
4	429736		\$136.00	01/03/14	24067	0	JOHNSON, DENNIS
4	429737		\$643.45	01/03/14	27225	0	K&K EXPRESS, LLC
4	429738		\$74.00	01/03/14	09376	0	KARNAS, JIM
4	429739		\$24,018.67	01/03/14	02102	0	KRAUS-ANDERSON INS. AGENCY, INC.
4	429740		\$32.19	01/03/14	00016	2655	LEGENDRE-SHOLL, CLAIRE
4	429741		\$77.00	01/03/14	05784	0	LIND, ROGER
4	429742		\$5,064.68	01/03/14	26241	0	M&E REALTY COMPANY
4	429743		\$96.00	01/03/14	28653	0	MAHONEY, JEFF
4	429744		\$1,265.00	01/03/14	03412	0	MERZER, SHEILA M.A.L.P.
4	429745		\$149.00	01/03/14	23866	0	MESSERLI & KRAMER PA
4	429746		\$100.00	01/03/14	26315	1	METRO COMMUNITY ED. DIRECTORS ASSN.
4	429747		\$561.51	01/03/14	27547	1	MINNESOTA OFFICE TECHNOLOGY GROUP
4	429748		\$74.00	01/03/14	27959	0	MUDIMA, PETER
4	429749		\$200.00	01/03/14	26062	0	MUEHLBAUER, THOMAS
4	429750		\$280.00	01/03/14	22324	0	MULTILINGUAL WORD, INC.
4	429751		\$144.00	01/03/14	08769	0	NCPERS MINNESOTA
4	429752		\$2,500.00	01/03/14	02136	1	NORMANDALE COMMUNITY COLLEGE
4	429753		\$174.00	01/03/14	27912	0	ODOM, JACOB
4	429754		\$60.00	01/03/14	26396	0	OSMAN, NIMO
4	429755		\$60.00	01/03/14	22010	0	OSTGARD, SEVERA E.
4	429756		\$80.00	01/03/14	28656	0	PEARSON, TIMOTHY
4	429757		\$660.00	01/03/14	24879	0	PEREZ, MELISSA M.

34

Check Register Report

Bank Number	Check Number	Check Status	Check Amount	Check Date	Vendor Number	Vendor Address Number	Vendor Name
4	429758		\$405.00	01/03/14	26733	0	PETERSON, FRAM & BERGMAN
4	429759		\$101.98	01/03/14	03055	1	PITNEY BOWES INC.
4	429760		\$20.00	01/03/14	28621	0	PSYCLE FITNESS, LLC
4	429761		\$325.00	01/03/14	28596	0	PUPPET FARM ARTS
4	429762		\$60.00	01/03/14	21343	0	RAMACHER, THUY
4	429763		\$128.00	01/03/14	25487	0	RUD, RICK
4	429764		\$48.00	01/03/14	28638	0	SANDA, JANET
4	429765		\$11,669.14	01/03/14	09588	1	SAVAGE, CITY OF
4	429766		\$7,716.79	01/03/14	07382	0	SCHOOL SERVICES EMPLOYEES LOCAL 284
4	429767		\$1,158.94	01/03/14	04683	0	SCOTT COUNTY TREASURER
4	429768		\$31.20	01/03/14	27563	0	SHRED RIGHT
4	429769		\$505.03	01/03/14	01798	0	SPARTAN PROMOTION GROUP
4	429770		\$128.00	01/03/14	28652	0	STEIN, MATTHEW
4	429771		\$4,650.00	01/03/14	27742	1	STRATEGIC SOURCE INC
4	429772		\$828.00	01/03/14	28417	0	UNIVERSAL ATHLETIC SERVICE INC.
4	429773		\$60.00	01/03/14	25560	0	WARSAME, KADRA
4	429774		\$1,308.97	01/03/14	04451	11	XEROX CORPORATION
4	429775		\$928.05	01/03/14	27490	0	XEROX FINANCIAL SERVICES LLC
4	429776		\$45.00	01/07/14	27958	0	AMERICAN INSTITUTES FOR RESEARCH
4	429777		\$15,714.23	01/07/14	21261	0	ANDERSON BUS COMPANY, INC.
4	429778		\$9,125.96	01/07/14	04226	0	BURNSVILLE, CITY OF
4	429779	Unissued	\$0.00	01/07/14	04226	0	BURNSVILLE, CITY OF
4	429780		\$74.00	01/07/14	28658	0	CARLSON, BRYAN
4	429781		\$17,484.22	01/07/14	02519	0	CENTERPOINT ENERGY
4	429782		\$708.59	01/07/14	01002	0	EAGAN, CITY OF
4	429783		\$128.70	01/07/14	09272	2	ECM PUBLISHERS, INC.
4	429784		\$630.88	01/07/14	26262	0	EDUCATORS BENEFIT CONSULTANTS, LLC
4	429785		\$197.22	01/07/14	16514	0	GRAFF, SALLY M
4	429786		\$2,736.54	01/07/14	02483	0	INTEGRA TELECOM
4	429787		\$52.95	01/07/14	03003	2	J.W. PEPPER & SON INC.
4	429788		\$7.95	01/07/14	27225	0	K&K EXPRESS, LLC
4	429789		\$41,278.86	01/07/14	27633	0	KELLY SERVICES, INC.
4	429790		\$80.00	01/07/14	28657	0	LUKANICH, JAMES
4	429791		\$8,577.70	01/07/14	03029	1	MINNESOTA ENERGY RESOURCES CORPORATION
4	429792		\$4.00	01/07/14	26466	0	MN HIGHWAY SAFETY & RESEARCH CENTER
4	429793		\$150.00	01/07/14	02540	0	MN SCHOOL BOARDS ASSOCIATION (MSBA)
4	429794		\$500.00	01/07/14	28396	0	NORTH STAR COLORGUARD CIRCUIT, INC
4	429795		\$52.00	01/07/14	02400	0	ORNDORF, RICHARD
4	429796		\$60.00	01/07/14	24879	0	PEREZ, MELISSA M.

35

Check Register Report

Bank Number	Check Number	Check Status	Check Amount	Check Date	Vendor Number	Vendor Address Number	Vendor Name
4	429797		\$80.00	01/07/14	21458	2	PRIOR LAKE HIGH SCHOOL
4	429798		\$3,822.00	01/07/14	28185	0	RANDSTAD WORK SOLUTIONS
4	429799		\$5,050.67	01/07/14	09588	0	SAVAGE, CITY OF
4	429800		\$9,166.67	01/07/14	09588	1	SAVAGE, CITY OF
4	429801		\$15,863.00	01/07/14	21008	0	TLC SPECIAL TRANSPORTATION
4	429802	Unissued	\$0.00	01/07/14	21008	0	TLC SPECIAL TRANSPORTATION
4	429803	Unissued	\$0.00	01/07/14	21008	0	TLC SPECIAL TRANSPORTATION
4	429804	Unissued	\$0.00	01/07/14	21008	0	TLC SPECIAL TRANSPORTATION
4	429805	Unissued	\$0.00	01/07/14	21008	0	TLC SPECIAL TRANSPORTATION
4	429806	Unissued	\$0.00	01/07/14	21008	0	TLC SPECIAL TRANSPORTATION
4	429807	Unissued	\$0.00	01/07/14	21008	0	TLC SPECIAL TRANSPORTATION
4	429808		\$158.94	01/07/14	20007	0	WASTE MANAGEMENT
4	429809		\$60.00	01/07/14	25837	0	WILLIAMS, REBECCA
4	429810		\$100.00	01/07/14	24238	0	WOELFEL, AMANDA
4	429811		\$12.91	01/07/14	02776	0	XCEL ENERGY
4	429812		\$301.77	01/07/14	27357	0	ZRUST, CHRISTINA
4	429813		\$3,507.77	01/10/14	28551	0	ADVANCED IMAGING SOLUTIONS
4	429814		\$155.00	01/10/14	22103	0	ALL HANDS INTERPRETING SERVICE, INC
4	429815		\$792.00	01/10/14	26795	1	ALLIED PROFESSIONALS, INC.
4	429816		\$266.02	01/10/14	02781	5	CENTURYLINK
4	429817		\$270.00	01/10/14	21336	0	COMMUNICATION SERVICE FOR THE DEAF, INC
4	429818		\$286.00	01/10/14	00666	1	COUNCIL FOR EXCEPTIONAL CHILDREN
4	429819		\$25.00	01/10/14	23443	0	CRIMSON CHEERLEADING
4	429820		\$19.38	01/10/14	00645	0	CUB FOODS
4	429821		\$27,066.38	01/10/14	24183	0	DAKOTA TRANSPORT, INC.
4	429822		\$21.00	01/10/14	28051	0	DO GOOD DIAPERS LLC
4	429823		\$685.01	01/10/14	07092	0	EAGAN SHIRT WERKS
4	429824		\$25.00	01/10/14	01006	1	EDINA CHEERLEADING
4	429825		\$1,202.50	01/10/14	23990	0	FUTURA LANGUAGE PROFESSIONALS
4	429826		\$120.00	01/10/14	27736	0	GLOBAL COMMUNICATIONS WIRING & SERVICES
4	429827		\$290.56	01/10/14	25477	0	GRAPHIC EDGE, INC.
4	429828		\$169.10	01/10/14	00575	0	GROTH MUSIC COMPANY
4	429829		\$919.00	01/10/14	04235	1	HARLAND TECHNOLOGY SERVICES-A DIVISION OF
4	429830		\$600.00	01/10/14	01038	0	HEALTH CONSULTANTS FOR CHILD CARE
4	429831		\$9.49	01/10/14	00016	2657	HIGDEM, BEVERLY
4	429832		\$135.00	01/10/14	01880	1	IND. SCHOOL DIST. 194
4	429833		\$112.21	01/10/14	02483	0	INTEGRA TELECOM
4	429834		\$9,671.79	01/10/14	09327	0	INTERMEDIATE SCHOOL DISTRICT 917
4	429835		\$255.00	01/10/14	01994	0	J&R SCHOOL SUPPLIES, INC.
4	429836		\$48,053.21	01/10/14	27633	0	KELLY SERVICES, INC.

36

Check Register Report

Bank Number	Check Number	Check Status	Check Amount	Check Date	Vendor Number	Vendor Address Number	Vendor Name
4	429837		\$895.05	01/10/14	08356	1	KENNEDY & GRAVEN, CHARTERED
4	429838		\$204.91	01/10/14	26766	0	LAMINATOR.COM, INC.
4	429839		\$225.00	01/10/14	24253	0	LOFFLER COMPANIES, INC.
4	429840		\$810.61	01/10/14	02196	0	MACKIN EDUCATIONAL RESOURCES
4	429841		\$29.95	01/10/14	20671	0	MAILBOX
4	429842		\$170.00	01/10/14	09951	0	MATH MASTERS OF MN
4	429843		\$262.50	01/10/14	22385	0	METRO TRANSIT
4	429844		\$129.00	01/10/14	03164	1	MN MUSIC EDUCATORS ASSOC CLINIC (MMEA-CLINIC)
4	429845		\$420.00	01/10/14	09389	0	MORTENSEN, SALLY
4	429846		\$306.25	01/10/14	22324	0	MULTILINGUAL WORD, INC.
4	429847		\$65.00	01/10/14	28187	0	MUNDY, THEODORE
4	429848		\$850.00	01/10/14	27739	1	NATIONAL STUDENT CLEARINGHOUSE
4	429849		\$2,201.28	01/10/14	24335	1	NEW DOMINION SCHOOL
4	429850		\$120.00	01/10/14	24879	0	PEREZ, MELISSA M.
4	429851		\$353.86	01/10/14	28621	0	PSYCLE FITNESS, LLC
4	429852		\$18,032.00	01/10/14	27969	0	READY FOR KINDERGARTEN
4	429853		\$700.00	01/10/14	23100	0	REGAL ENTERTAINMENT GROUP
4	429854		\$285.00	01/10/14	08798	12	REGENTS OF THE UNIVERSITY OF MINNESOTA
4	429855		\$20.00	01/10/14	09588	4	SAVAGE, CITY OF
4	429856		\$830.20	01/10/14	01798	0	SPARTAN PROMOTION GROUP
4	429857		\$159.10	01/10/14	28502	0	THE MCDOWELL AGENCY, INC.
4	429858		\$945.16	01/10/14	00826	1	TIERNEY BROTHERS, INC.
4	429859		\$643.18	01/10/14	08203	1	TIES
4	429860		\$213.58	01/10/14	04060	0	TRANS-MISSISSIPPI BIOLOGICAL SUPPLY
4	429861		\$1,601.01	01/10/14	28417	0	UNIVERSAL ATHLETIC SERVICE INC.
4	429862		\$8,700.00	01/10/14	08595	0	UNIVERSITY OF MINNESOTA-TUITION
4	429863		\$155.89	01/10/14	28497	1	US BANK VOYAGER FLEET SYSTEMS
4	429864		\$564.52	01/10/14	04417	1	US FOODS INC
4	429865		\$114.00	01/10/14	28659	0	WAHL, ALEXANDER
4	429866		\$2,081.65	01/10/14	04451	11	XEROX CORPORATION
4	429867		\$92.98	01/16/14	28147	1	AGROPUR
4	429868		\$3,394.00	01/16/14	00249	1	APPLE COMPUTER INC.
4	429869		\$1,569.02	01/16/14	03178	1	AQUA LOGIC, INC.
4	429870		\$85.97	01/16/14	00428	0	ARAMARK
4	429871		\$306.42	01/16/14	00386	1	BARNES & NOBLE INC
4	429872		\$14,883.52	01/16/14	08358	0	BERTELSON TOTAL OFFICE SOLUTIONS
4	429873		\$2,804.56	01/16/14	26720	0	BLUE BELL ENTERPRISES, INC.
4	429874		\$9,288.62	01/16/14	20289	1	CDW GOVERNMENT, INC.
4	429875		\$66.40	01/16/14	27279	1	COLE PAPERS INC.
4	429876		\$2,400.00	01/16/14	28288	0	DALE TILE COMPANY
4	429877		\$1,860.00	01/16/14	22061	0	DISTRIBUTED WEBSITE CORPORATION

37

Check Register Report

Bank Number	Check Number	Check Status	Check Amount	Check Date	Vendor Number	Vendor Address Number	Vendor Name
4	429878		\$774.08	01/16/14	01078	0	ELECTRO WATCHMAN, INC.
4	429879		\$5,104.00	01/16/14	28628	0	ENVIRONMENTS
4	429880		\$260.00	01/16/14	26949	0	FAIRFIELD GLASS & WINDOW, INC.
4	429881		\$27,618.00	01/16/14	26109	0	FIELD ENVIRONMENTAL CONSULTING, INC.
4	429882		\$139.67	01/16/14	01231	0	FLINN SCIENTIFIC, INC.
4	429883		\$37.80	01/16/14	04527	1	FOLLETT EDUCATIONAL SERVICES
4	429884		\$565.34	01/16/14	01541	1	GENERAL PARTS, LLC
4	429885		\$337.26	01/16/14	04387	1	GRAINGER
4	429886	Unissued	\$0.00	01/16/14	04387	1	GRAINGER
4	429887		\$1,679.75	01/16/14	01641	0	H&B SPECIALIZED PRODUCTS, INC.
4	429888		\$150.00	01/16/14	24154	0	HEALTH COUNSELING SERVICES
4	429889		\$45,000.00	01/16/14	01436	2	HEINEMANN EDUCATIONAL BOOKS
4	429890		\$14,668.23	01/16/14	09318	1	HILLYARD INC - MINNEAPOLIS
4	429891		\$129.50	01/16/14	04818	0	HORIZON COMMERCIAL POOL SUPPLY
4	429892		\$893.78	01/16/14	05816	0	JOHN A. DALSIN & SON, INC.
4	429893		\$105.57	01/16/14	02174	1	KAPLAN EARLY LEARNING CO.
4	429894		\$484.50	01/16/14	08955	0	KELLEHER, HELMRICH AND ASSOCIATES
4	429895		\$333.16	01/16/14	27439	1	LEARNING A-Z
4	429896		\$104.00	01/16/14	05077	0	LOCKSAFE, INC.
4	429897		\$2,244.13	01/16/14	02196	0	MACKIN EDUCATIONAL RESOURCES
4	429898		\$407.69	01/16/14	28612	0	MASTER AUTOMOTIVE TIRE & QUICK LUBE
4	429899		\$232.07	01/16/14	27932	1	MATHESON TRI-GAS, INC.
4	429900		\$17.43	01/16/14	06563	1	MCGRAW-HILL COMPANIES
4	429901		\$87.50	01/16/14	22385	0	METRO TRANSIT
4	429902		\$247.12	01/16/14	07752	0	MILLER ELECTRIC, INC.
4	429903		\$1,507.06	01/16/14	08999	1	MINNESOTA ELEVATOR INC
4	429904		\$215.94	01/16/14	03519	0	NAPA AUTO PARTS
4	429905		\$226.00	01/16/14	07469	0	NATIONAL PROFESSIONAL RESOURCES, INC.
4	429906		\$1,743.10	01/16/14	20320	0	NORTHERN AIR CORPORATION (NAC)
4	429907		\$126.97	01/16/14	02489	1	OFFICE DEPOT COMPANY
4	429908		\$313.39	01/16/14	03123	0	PAPCO
4	429909		\$198.55	01/16/14	06985	0	PERIPOLE, INC.
4	429910		\$7,920.00	01/16/14	27745	0	PLADSON ENVIRONMENTAL, INC.
4	429911		\$1,509.20	01/16/14	03073	1	PRO-ED
4	429912		\$1,789.84	01/16/14	28539	0	PROSIGN BRANDING SOLUTIONS
4	429913		\$2,092.25	01/16/14	21744	0	QUALITY AIR MECHANICAL, INC.
4	429914		\$259.64	01/16/14	28508	0	QUALITY BLENDING
4	429915		\$243.99	01/16/14	05511	0	RED WING SHOE STORE
4	429916		\$324.22	01/16/14	21851	0	RED WING SHOE STORE
4	429917		\$490.09	01/16/14	03808	1	SCANTRON CORPORATION

38

Check Register Report

Bank Number	Check Number	Check Status	Check Amount	Check Date	Vendor Number	Vendor Address Number	Vendor Name
4	429918		\$51.00	01/16/14	03532	2	SCHMITT MUSIC
4	429919		\$271.60	01/16/14	27772	0	SEWER DAWGS PLUMBING & DRAINS LLC
4	429920		\$51.18	01/16/14	03745	2	SHERWIN-WILLIAMS
4	429921		\$537.00	01/16/14	02217	1	SIEMENS INDUSTRY, INC.
4	429922		\$17,934.85	01/16/14	03587	1	SIMPLEX GRINNELL
4	429923		\$6,500.00	01/16/14	02978	0	SOLUTION TREE
4	429924		\$2,981.25	01/16/14	08186	0	TEXTBOOK WAREHOUSE, INC.
4	429925		\$677.24	01/16/14	04566	0	ZIEGLER INC.
Check Count	611	Grand Total	\$2,126,950.06				

Check Register Report

Bank Number	Check Number	Check Status	Check Amount	Check Date	Vendor Number	Vendor Address Number	Vendor Name
3	100894		\$19,177.14	12/13/13	26500	0	ARMSTRONG TORSETH SKOLD & RYDEEN INC.
3	100895		\$39,861.20	12/13/13	23509	0	COOL AIR MECHANICAL, INC.
3	100896		\$17,000.00	12/13/13	27619	1	SRI CONSULTANTS, INC.
3	100897		\$6,970.59	01/10/14	26500	0	ARMSTRONG TORSETH SKOLD & RYDEEN INC.
3	100898		\$6,176.85	01/10/14	08999	0	MINNESOTA ELEVATOR INC
3	100899		\$2,023.00	01/10/14	03587	1	SIMPLEX GRINNELL
Check Count	6	Grand Total	\$91,208.78				

40



**Agenda II.B.5
January 16, 2014**

TO: Joe Gothard, Superintendent

FROM: Lisa K. Rider, Executive Director of Business Services

DATE: January 16, 2014

RE: Budget Analysis for the Month Ending December 31, 2013

RECOMMENDATION: That the Board accept the Budget Analysis for the month ending December 31, 2013

The December Budget Reports are presented for Board information and review. The reports indicate the following:

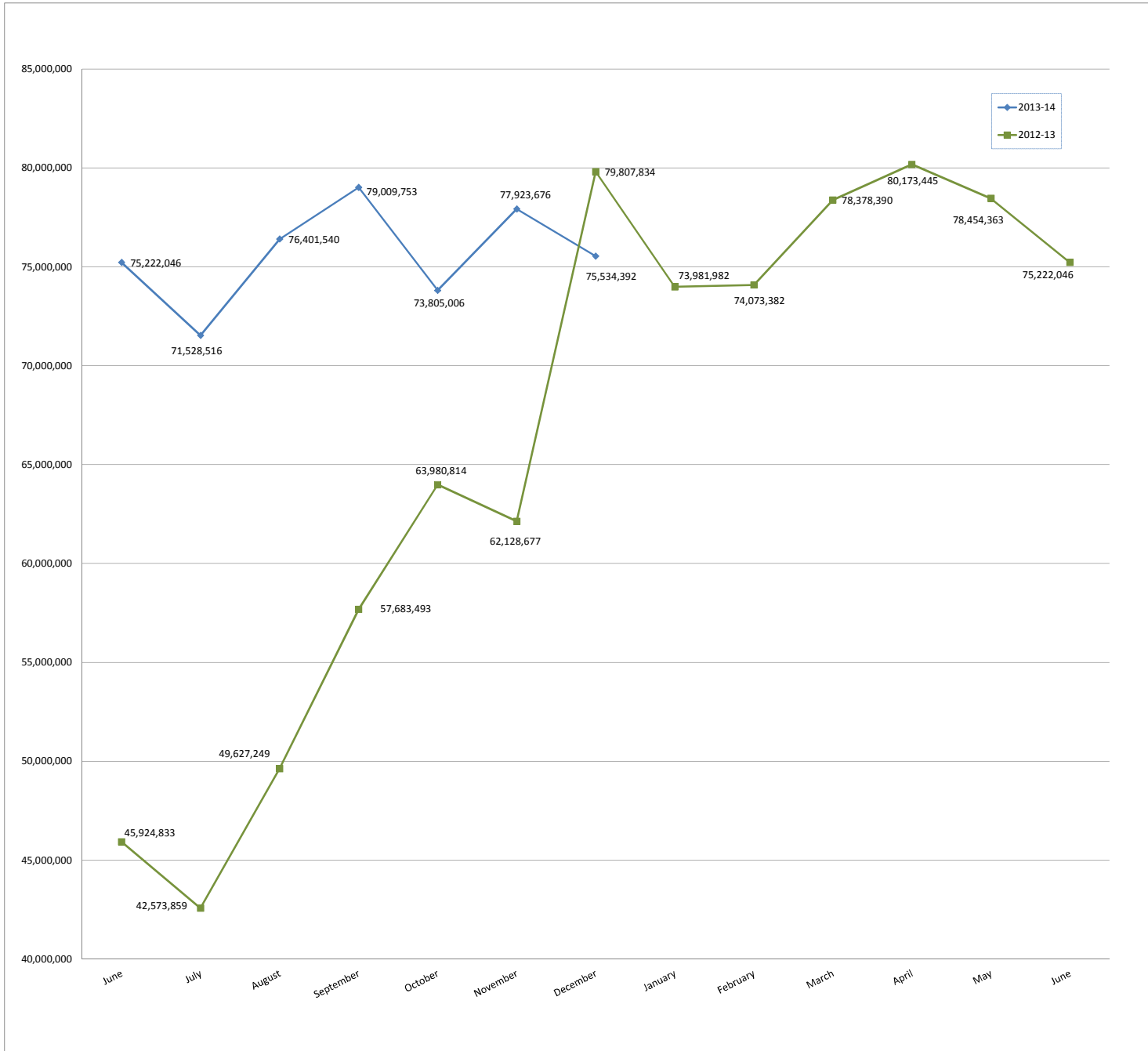
	<u>Year-to-Date Revenue</u>	<u>% of Adopted Budget</u>	<u>Year-to-Date Expenditures</u>	<u>% of Adopted Budget</u>
All Funds	\$ 66,951,964	44.16%	\$ 64,199,927	37.89%
General Fund	\$ 49,821,048	45.00%	\$ 45,435,633	39.69%

To assist the Board in monitoring monthly financial activity and to help identify budget-to-actual deviations, the following graphs have been developed for all funds and the general fund:

Cash and Investments by Month for Last year and Current year
Revenues Year-to-Date for Last two years and Current year
Expenditures Year-to-Date for Last two years and Current year

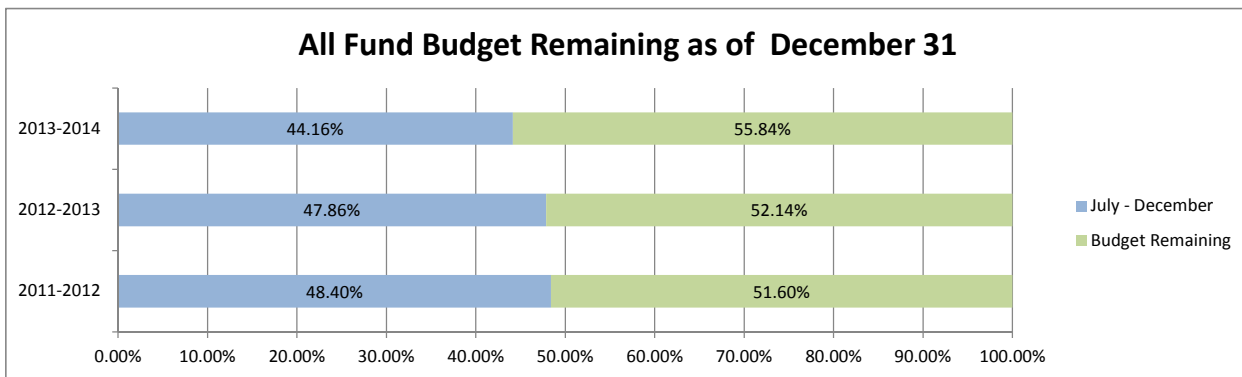
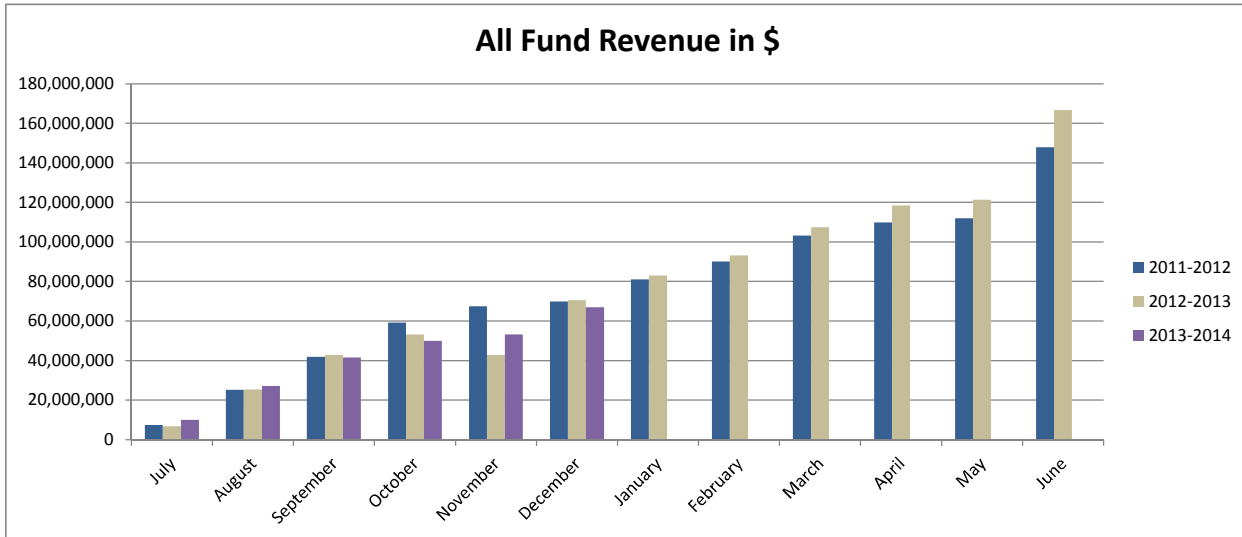
All of the reports and graphs show last year's actual figures, this year's budget and this year's activity to day. Additional detail is available upon request. I would be glad to answer any questions regarding these reports.

ALL FUNDS CASH AND INVESTMENTS
2012-13 AND 2013-14



**REVENUE COMPARISON
ALL FUNDS**

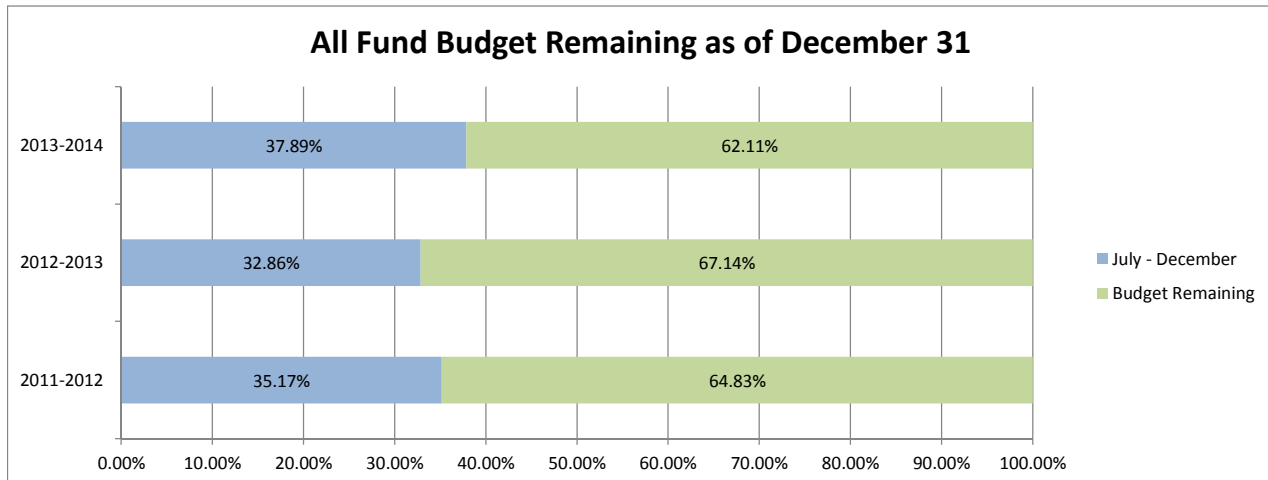
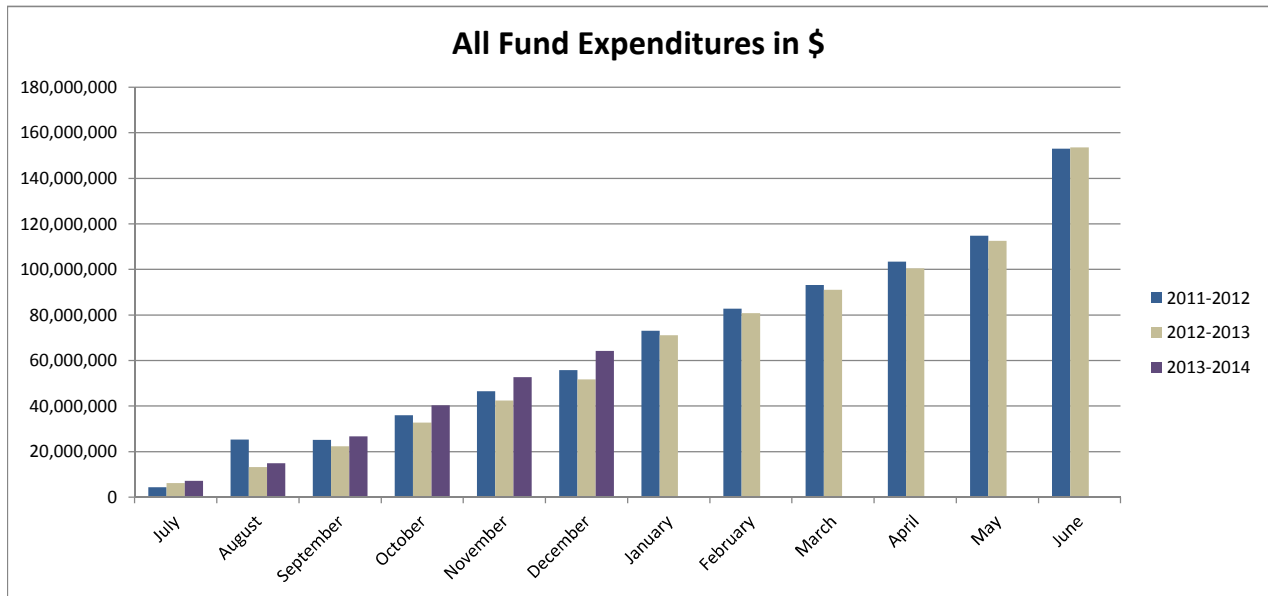
	2011-2012		2012-2013		2013-2014	
	\$	%	\$	%	\$	%
July	7,383,166	5.12%	6,717,367	4.56%	9,962,088	6.57%
August	25,261,709	17.51%	25,348,903	17.19%	27,156,320	17.91%
September	41,882,133	29.02%	42,917,836	29.11%	41,620,021	27.45%
October	59,133,007	40.97%	53,192,279	36.08%	49,945,312	32.94%
November	67,424,877	46.72%	42,858,382	29.07%	53,271,031 **	35.13%
December	69,852,511	48.40%	70,557,852	47.86%	66,951,964	44.16%
January	80,977,156	54.91%	83,041,876	56.33%		
February	90,046,599	61.06%	93,179,691	63.20%		
March	103,238,821	70.01%	107,347,885	72.82%		
April	109,880,526	74.51%	118,511,244	80.39%		
May	112,034,809	75.97%	121,307,518	82.28%		
June	147,941,735	100.32%	166,612,030	113.01%		
BUDGET	147,471,770	100.00%	147,425,062	100.00%	151,628,828	100.00%



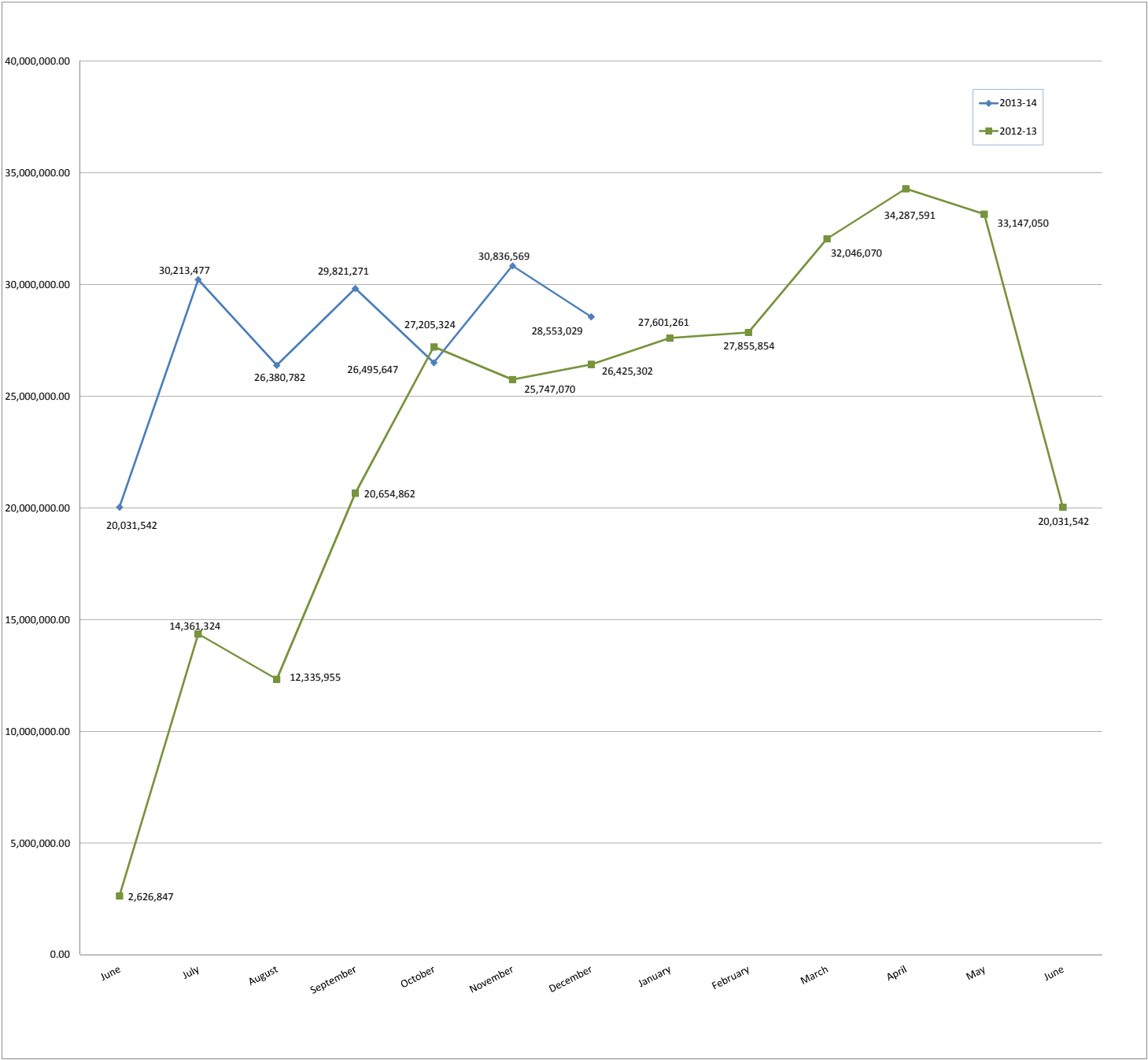
** The year to year comparison will vary due to the timing of the reversal of prior year accruals.

**EXPENDITURE COMPARISON
ALL FUNDS**

	2011-2012		2012-2013		2013-2014	
	\$	%	\$	%	\$	%
July	4,443,384	2.80%	6,237,592	3.97%	7,158,138	4.22%
August	25,261,709	17.51%	13,194,220	8.39%	14,925,772	8.81%
September	25,168,247	15.85%	22,408,191	14.25%	26,723,106	15.77%
October	35,939,090	22.64%	32,775,109	20.84%	40,284,425	23.77%
November	46,557,513	29.33%	42,419,942	26.97%	52,655,277	31.07%
December	55,841,757	35.17%	51,677,418	32.86%	64,199,927	37.89%
January	73,137,729	45.38%	71,167,003	45.25%		
February	82,827,435	51.39%	80,797,834	51.38%		
March	93,227,208	58.70%	91,013,593	57.87%		
April	103,394,820	64.16%	100,500,565	63.91%		
May	114,729,069	71.19%	112,589,482	71.59%		
June	152,945,362	94.91%	153,627,737	97.69%		
BUDGET	161,149,725	100.00%	157,261,314	100.00%	169,455,199	100.00%

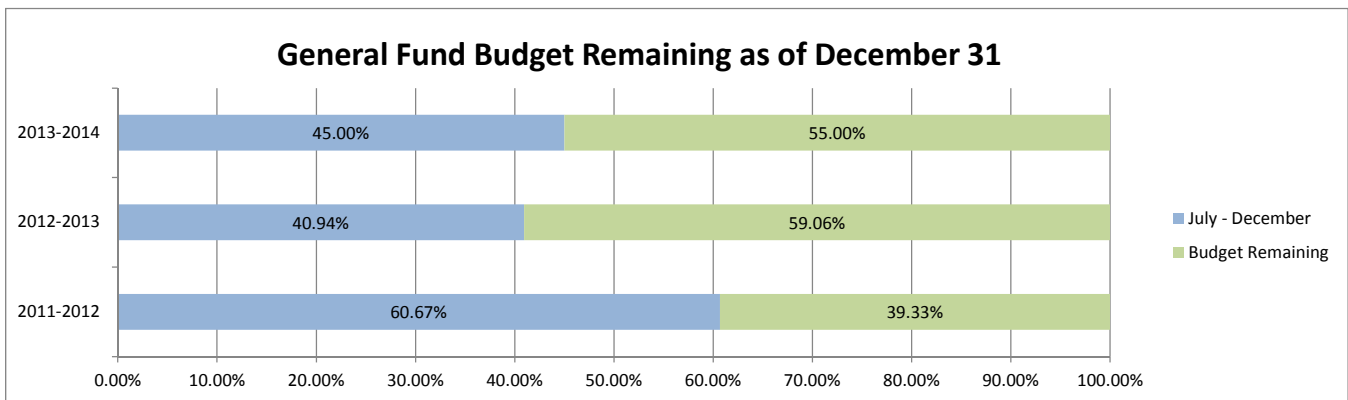
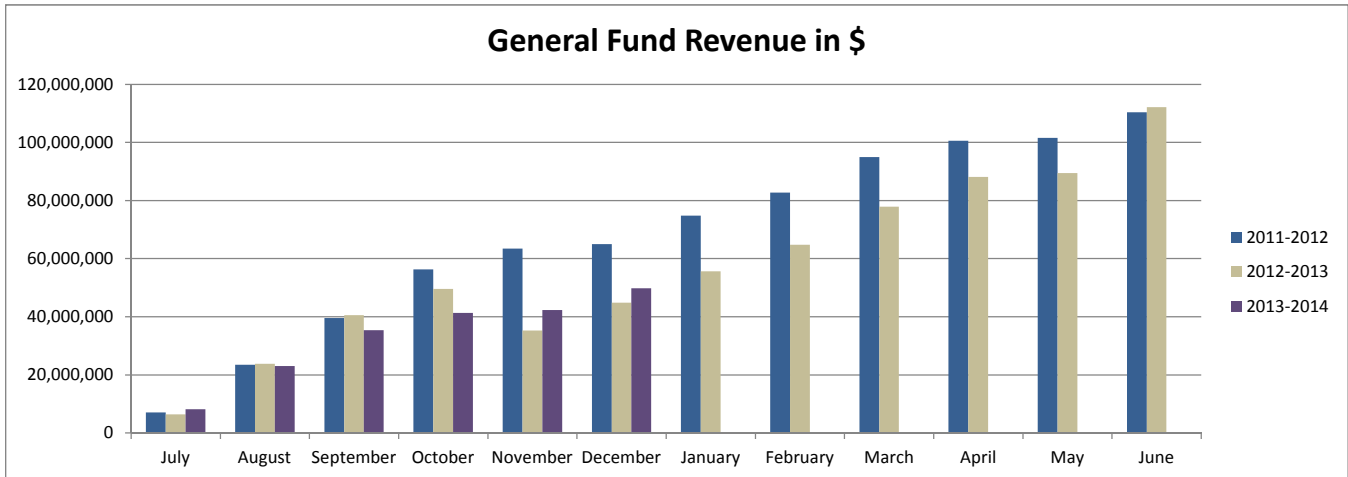


GENERAL FUND CASH AND INVESTMENTS
2012-13 AND 2013-14



**REVENUE COMPARISON
GENERAL FUND**

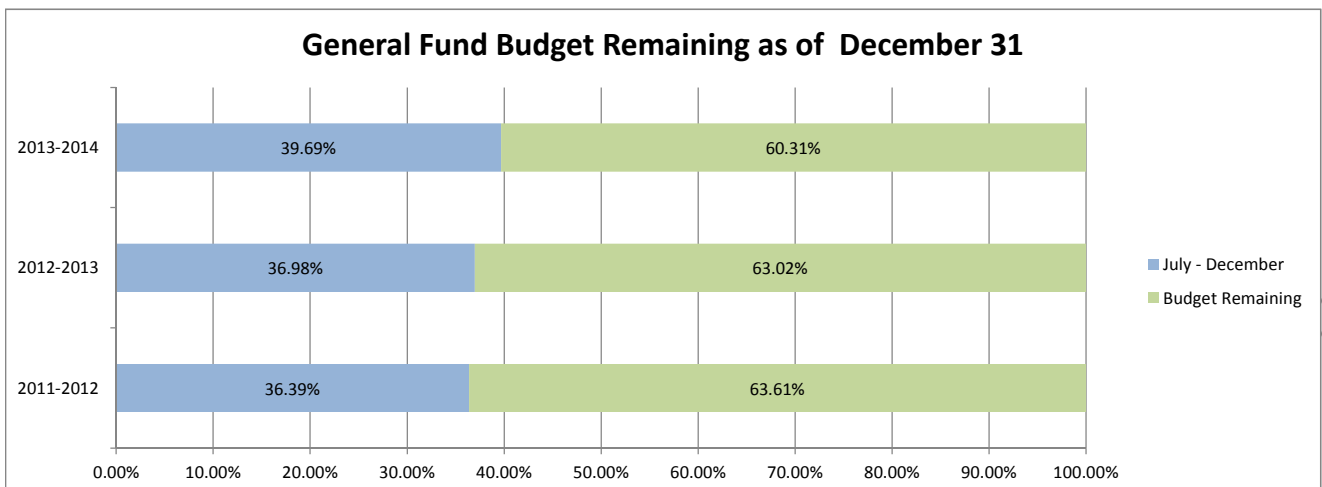
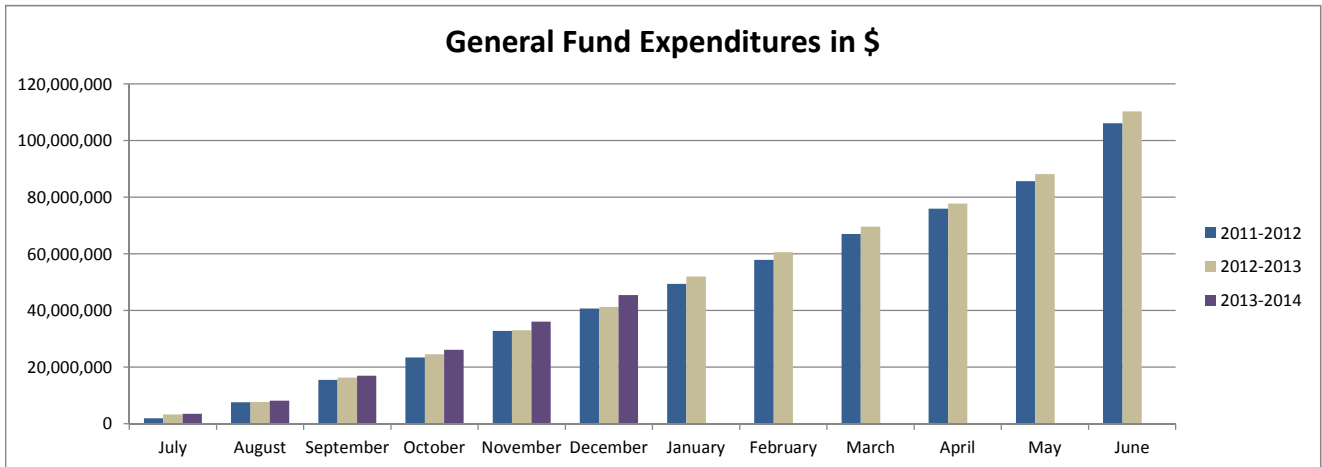
	2011-2012		2012-2013		2013-2014	
	\$	%	\$	%	\$	%
July	7,093,997	6.62%	6,416,600	5.86%	8,213,239	7.42%
August	23,532,598	21.96%	23,874,618	21.80%	23,035,862	20.80%
September	39,551,743	36.91%	40,538,045	37.02%	35,369,620	31.94%
October	56,355,393	52.59%	49,597,402	45.29%	41,313,574	37.31%
November	63,472,487	59.23%	35,235,834	32.18%	42,329,912 **	38.23%
December	65,012,573	60.67%	44,832,554	40.94%	49,821,048	45.00%
January	74,806,802	69.13%	55,686,273	50.85%		
February	82,739,097	79.46%	64,825,144	59.19%		
March	94,960,790	87.76%	77,846,400	71.09%		
April	100,543,940	92.91%	88,163,261	80.51%		
May	101,530,967	93.82%	89,486,592	81.71%		
June	110,320,643	101.95%	112,117,128	102.38%		
BUDGET	108,215,137	100.00%	109,511,368	100.00%	110,724,696	100.00%



** The year to year comparison will vary due to the timing of the reversal of prior year accruals.

**EXPENDITURE COMPARISON
GENERAL FUND**

	2011-2012		2012-2013		2013-2014	
	\$	%	\$	%	\$	%
July	1,920,659	1.72%	3,291,612	2.95%	3,493,163	3.05%
August	7,602,157	6.80%	7,718,161	6.91%	8,175,160	7.14%
September	15,549,941	13.92%	16,257,842	14.55%	16,950,675	14.81%
October	23,463,345	21.00%	24,586,322	22.00%	26,176,565	22.87%
November	32,846,900	29.40%	32,970,837	29.51%	36,060,193	31.50%
December	40,659,617	36.39%	41,323,030	36.98%	45,435,633	39.69%
January	49,371,206	44.19%	52,038,938	46.57%		
February	57,853,489	51.78%	60,580,030	54.22%		
March	67,054,177	60.01%	69,662,177	62.35%		
April	75,967,418	67.99%	77,809,730	69.64%		
May	85,694,257	76.70%	88,121,623	78.87%		
June	106,139,768	94.99%	110,325,578	98.74%		
BUDGET	110,032,711	100.00%	111,732,524	100.00%	114,468,317	100.00%





TO: Members, Board of Education Agenda Item II.B.6
January 16, 2014

FROM: Jim Schmid, Chair

DATE: January 16, 2014

RE: Board Committee Appointments

Recommendation: That the Board of Education approve the Board Representative Appointments for 2014.

**BURNSVILLE-EAGAN-SAVAGE PUBLIC SCHOOLS
INDEPENDENT SCHOOL DISTRICT 191
BOARD OF EDUCATION
2014 Board Representative Appointments**

Position	Board Member(s)
STANDING COMMITTEES	
Student Performance and Achievement Committee <i>Review process and long-range planning recommendations; to develop and recommend policies; to meet with and work with the Asst. Superintendent and members of the Teaching and Learning Team regarding curriculum, instruction and assessment related issues; and to review program evaluation with a mission to ensure a meaningful and relevant program of studies for all students in ISD 191. Meets monthly</i>	Ron Hill Sandy Sweep Bob VandenBoom
Meet and Confer <i>Meet with bargaining unit representatives (BEA/Principals) monthly – usually 4:15 PM on Tuesdays or Thursdays</i>	Abigail Alt Jim Schmid Sandy Sweep
Board Agenda Committee <i>Meet with the Superintendent to develop and review meeting agendas. Twice per month, usually the Monday before the board meeting.</i>	Bob VandenBoom Abigail Alt Dan Luth
Legislative Committee <i>Guide the Board’s legislative advocacy work on behalf of the students and faculty of ISD 191. Meets monthly</i>	Dan Luth Bob VandenBoom Ron Hill
Policy Review Committee <i>Review the existing Board Policy Manual and recommend revisions and updates as appropriate and required.</i>	DeeDee Currier Jim Schmid Abigail Alt
Negotiating Committee <i>Represents the Board in the employer/employee bargaining process.</i>	Jim Schmid Sandy Sweep Dan Luth
AD HOC COMMITTEE	
Ad Hoc Technology Committee <i>Support the implementation of a student achievement data dashboard for board members.</i>	Abigail Alt DeeDee Currier Jim Schmid Dan Luth (alternate)
LIASON APPOINTMENTS	
AMSD (Association of Metropolitan School Districts) <i>Two Fridays each month 7 – 9 a.m.</i>	Abigail Alt Ron Hill
MSBA (Minnesota School Boards Association)	DeeDee Currier
Foundation 191 <i>Board liaison to school district foundation. Monthly Board meeting and event participation.</i>	Abigail Alt
Minnesota State High School League <i>Represent the School District at regional and state meetings (periodic meetings)</i>	Jim Schmid
Burnsville Chamber of Commerce	Ron Hill

<i>Provides a vehicle for interaction of the business and education communities for the enhancement of education in District 191. Monthly meetings</i>	
Savage Chamber of Commerce <i>Provides a vehicle for interaction of the business and education communities for the enhancement of education in District 191. Monthly meetings</i>	DeeDee Currier
Dakota County Chamber of Commerce <i>Provides a vehicle for interaction of the business and education communities for the enhancement of education in District 191. Monthly meetings</i>	Bob VandenBoom
Burnsville High School Hall of Fame	DeeDee Currier
Intermediate School District 917 <i>Represent District 191 at Intermediate School District 917 1st and 3rd Tuesday with exception of one meeting in August and one in January; 7 – 9 p.m. plus occasionally committee meetings prior to regular meeting; meet at DCTC; three-year terms</i>	Ron Hill (term expires 6/30/2015)
TIES <i>(Computer consortium for school districts) Advises our data processing provider on policies and priorities -- yearly meeting; Exec. Committee meets monthly</i>	Dan Luth (term expires 6/30/2014)

Committee meetings are posted on the district website.



AGENDA III-A
January 16, 2014

TO: Members, Board of Education

FROM: Lisa K. Rider, Executive Director of Business Services

DATE: January 16, 2014

RE: Approve 2013-14 Revised Budget

RECOMMENDATION: That the Board of Education approves the 2013-14 Revised Budget providing revenues and expenditures in all funds as follows:

<u>Fund</u>	<u>Revenue</u>	<u>Expenditure</u>
General	\$ 112,496,929	\$ 115,368,022
Food Service	4,889,425	4,826,683
Community Service	5,042,218	5,186,439
Capital Projects	25,000	12,835,540
Debt Service	9,513,196	10,016,955
Total Governmental	131,966,768	148,233,639
Trust & Agency	677,250	690,025
Internal Service	18,556,800	18,987,740
All Funds	<u>\$ 151,200,818</u>	<u>\$ 167,911,404</u>

Each fiscal year the budget is revised to reflect the most current information available with respect to revenues and expenditures. This recommendation formally recognizes these revisions by incorporating them into the budget document. Revisions have been made in the General, Food Service, and Internal Service Funds.

Following is a brief explanation of the more substantive revisions in each of these Funds:

General Fund

- Increased extended time enrollment, decreasing general enrollment, resulting in more tightly aligned state aid projections.
- Revenue budgets were increased for admissions, fees, and other miscellaneous revenues based on past experience and trends of \$500,000.
- Special education revenue was increased \$420,000 based on past experiences and no decline in services in the current year.
- Budget carryovers from the prior year as committed by the Board of Education.
- Revenue and expenditure budget changes related to final federal funding allocations for fiscal year 2014 including amounts carried forward from fiscal year 2013 of \$300,000.
- Increased revenue and expenditure budgets for the integration and achievement program as a result of new legislation of \$414,000.

The impact of these revisions results in an improvement in the projected ending total fund balance of approximately \$872,500. The projected unassigned fund balance as a percent of general fund total expenditures for June 30, 2014 is approximately 13.73%.

Food Service Fund

The food service revenues and expenditures have been revised for more accurate assumptions based on prior year trends and experiences, programming, and increases in food product costs. These adjustments increase both revenues and expenditures resulting in a small projected increase in fund balance.

I recommend approval of the 2013-14 Revised Budget.

General Fund Budget Comparative Summary

	Actual Results 2012-13	Adopted Budget 2013-14	Revised Budget 2013-14
Total Beginning Fund Balance	\$ 21,722,281	\$ 23,513,831	\$ 23,513,831
Revenues	112,117,128	110,724,696	112,496,929
Expenditures	110,325,578	114,468,317	115,368,022
Variance (Revenues - Expenditures)	1,791,550	(3,743,621)	(2,871,093)
Total Ending Fund Balance	\$ 23,513,831	\$ 19,770,210	\$ 20,642,738
Breakdown of Fund Balance Categories			
Nonspendable	\$ 270,695	\$ 189,006	\$ 270,695
Restricted	3,867,464	1,405,136	3,181,359
Committed	1,903,201	1,259,406	1,347,328
Unassigned	17,472,471	16,916,662	15,843,356.22
Total Ending Fund Balance	\$ 23,513,831	\$ 19,770,210	\$ 20,642,738
 Unassigned Fund Balance %	 15.84%	 14.78%	 13.73%

53

2014 Revised Budget by Budget Unit

(staffing and budgeted FTE as of Jan 10, 2014)

	2014	
	Adopted Budget	Revised Budget
01010 - General Elementary Instruction - Personnel Provides the funding necessary to provide instruction in the core academic subjects of language arts, math, science, social studies at the district's ten elementary schools. This budget unit consists of salaries and benefits for 193.70 FTEs.	16,879,287	17,154,359
01030 - General Elementary Instruction - Subs Provides the funding necessary for elementary substitutes. This budget unit consists of salaries and benefits for no FTEs.	400,000	400,000
02010 - General Junior High Instruction - Personnel Provides the funding necessary to offer courses in the core academic subjects of language arts, math, science, social studies, and world language at the district's three junior highs. This budget unit consists of salaries and benefits for 59.35 FTEs.	5,165,570	5,223,670
02020 - General Junior High Instruction - Subs Provides the funding necessary for junior high substitutes. This budget unit consists of salaries and benefits for no FTEs.	150,000	150,000
03010 - General High School Instruction - Personnel Provides the funding necessary to offer courses in the core academic subjects of language arts, math, science, social studies, and world language at the district's senior high. This budget unit consists of salaries and benefits for 58.10 FTEs.	5,287,589	5,320,789
03020 - General High School Instruction - Subs Provides the funding necessary for high school substitutes. This budget unit consists of salaries and benefits for no FTEs.	100,000	100,000
04010 - PhyEd, Health, Art, Music - Personnel Provides the funding to provide K-12 physical education, 7-12 health, K-12 visual arts, K-12 general/vocal music and 5-12 Instructional music instruction. This budget unit consists of salaries and benefits for 59.70 FTEs.	5,018,056	5,018,056
06010 - Family and Consumer Science Instruction Provides the funding to operate the instructional program of family and consumer science. This budget unit consists of salaries and benefits for 5.10 FTEs.	417,822	417,822
06020 - Trade and Industrial Education Provides the funding to operate the instructional program of trade and industrial education. This budget unit consists of salaries and benefits for 5.90 FTEs.	539,916	539,916
06040 - Business and Office Education Provides the funding to operate the instructional program of business and office education. This budget unit consists of salaries and benefits for 3.00 FTEs.	278,067	278,067
06060 - Post-Secondary Tuition Provides the budget for secondary students to attend classes through the District's various University and College programs including college in the schools (CIS) and post-secondary enrollment options (PSEO). This budget unit consists of salaries and benefits for no FTEs.	675,000	675,000

54

2014 Revised Budget by Budget Unit

(staffing and budgeted FTE as of Jan 10, 2014)

	2014	
	Adopted Budget	Revised Budget
07010 - K-12 Media Services Provides the funding to provide K-12 media services- media specialists and media educational assistants. This budget unit consists of salaries and benefits for 14.34 FTEs.	822,533	822,533
07020 - K-12 Gifted and Talented Provides the funding to provide for a half-time gifted and talented instructor at each elementary school and an additional 1.0 at the gifted and talented magnet school. This budget unit consists of salaries and benefits for 6.00 FTEs.	548,104	548,104
07030 - 7-12 Guidance Services Provides the funding to provide 7-12 guidance services. This budget unit consists of salaries and benefits for 12.30 FTEs.	1,049,460	1,049,460
07060 - English Second Language Learner Provides funding for the district's K-12 English Second Language Learner program and includes salaries, benefits, and other instructional expenses. This budget unit consists of salaries and benefits for 38.60 FTEs.	2,904,374	2,904,724
08010 - Site Allocation of Instructional/Operational Resources Provides the per pupil funding allocation for instructional and operational related expenses. This funding is intended to cover the costs of building level equipment repairs, purchase of general supplies, classroom supplies, telephone, etc. This budget unit consists of salaries and benefits for no FTEs.	654,202	867,921
08020 - Building Level Xerox Leases Provides the funding for the monthly lease costs of the main multi-functional device within each school. This budget unit consists of salaries and benefits for no FTEs.	334,342	334,342
09010 - Special Ed Salaries Provides funding for staff costs necessary to operate the Office of Individualized Student Services. Most, but not all of these expenditures, are either reimbursed with state or federal special education funds or are related to general education functions. This budget unit consists of salaries and benefits for 292.34 FTEs.	14,315,784	14,571,817
09020 - Special Ed Benefits Provides funding for Individualized Student Services staff benefits. This budget unit consists of salaries and benefits for no FTEs.	5,499,487	5,499,487
09030 - Special Ed Purchased Services Provides funding for Individualized Student Services purchased services, supplies and equipment. This budget unit consists of salaries and benefits for no FTEs.	2,138,158	2,089,625
09040 - Special Ed Transportation Required transportation, purchased services, supplies and equipment for students served by Individualized Student Services. This budget unit consists of salaries and benefits for 1.00 FTEs.	2,510,746	2,510,746

55

2014 Revised Budget by Budget Unit

(staffing and budgeted FTE as of Jan 10, 2014)

	2014	
	Adopted Budget	Revised Budget
10010 - Alternative Learning Center Provides categorical funds to operate the alternative high school, school within a school, extended day and extended year programs for elementary and junior high school students. This budget unit consists of salaries and benefits for 34.45 FTEs.	3,540,197	3,590,797
10020 - Mental Health Services Licensed mental health professionals, through a financial partnership with Headway, who are able to respond to pressing mental health needs, proactively support student success, and be readily available in case of a crisis. This budget unit consists of salaries and benefits for no FTEs.	208,651	208,651
10030 - K-12 Nursing/Health Services Provides funding to operate the district health services department including salaries, benefits and other operating expenses for the district school health offices. Certain FTEs may also be included in Special Ed Salaries, 09010. This budget unit consists of salaries and benefits for 11.18 FTEs.	893,446	940,846
11010 - Co-Curricular Activities (Non-Athletic) Provides the funding to support co-curricular activities. These funds are supplemented through ticket sales, fund raising, donations, etc. This budget unit consists of salaries and benefits for 1.00 FTEs.	308,930	348,781
11020 - 9-12 Interscholastic Athletics Provides the funding to provide 9-12 athletics. These funds are supplemented through ticket sales, fund raising, donations, etc. This budget unit consists of salaries and benefits for 1.00 FTEs.	1,032,702	1,190,815
12010 - Title I, Part A Regular - Improving Basic Programs Provides funding to help ensure all children meet challenging state academic standards. Includes staffing, instructional, Supplemental Education Services and staff development expenses. This budget unit consists of salaries and benefits for 16.14 FTEs.	1,292,459	1,320,473
12020 - Title II, Part A Regular - Teacher/Principal Training & Recruiting Funding pays a portion of teacher and administrative salaries of highly qualified professionals working to improve student achievement. This budget unit consists of salaries and benefits for 1.21 FTEs.	250,000	399,583
12030 - Title III Regular - Limited English Proficient Students Funding supports ESL personnel, their professional development, and for interpretation needs of our LEP families. This budget unit consists of salaries and benefits for 1.07 FTEs.	166,607	287,500
12050 - Carl Perkins Grant Funding pays for professional development and supplies to teachers of Family and Consumer Science, Business, and Technology Education at Burnsville Senior High School. This budget unit consists of salaries and benefits for no FTEs.	68,000	68,000
13010 - Q-Comp/Pro-Pay Provides for expenditures associated with the district's Q-Comp / Pro-Pay programs including salaries and benefits, stipends, performance incentives and other operating expenses. This budget unit consists of salaries and benefits for 10.75 FTEs.	2,860,853	2,860,853

56

2014 Revised Budget by Budget Unit

(staffing and budgeted FTE as of Jan 10, 2014)

	2014	
	Adopted Budget	Revised Budget
13020 - Integration and Achievement Provides for expenditures related to the integration and achievement program including salaries and benefits, professional development and other operating expenses. This budget unit consists of salaries and benefits for 15.86 FTEs.	1,384,279	1,798,450
13030 - Compensatory Education Provides funding for compensatory programs and initiatives to meet the educational needs of students who are under prepared or are not meeting age appropriate performance standards. Includes Kindergarten FTEs supporting all day K initiative. This budget unit consists of salaries and benefits for 73.50 FTEs.	6,064,263	6,064,263
14010 - Technology Provides funding manage and support the district's technologies including instructional, operational resources, equipment and supplies including the District's intranet and telephone systems. This budget unit consists of salaries and benefits for 15.75 FTEs.	2,940,760	2,941,751
15010 - Instructional Development Provides the funding for district professional development (PD) to support the acquisition of district learning goals. Includes operational resources, purchased services, equipment, supplies, and \$300K for building level PD allocations. This budget unit consists of salaries and benefits for no FTEs.	495,640	504,465
15020 - Curriculum Development Provides the funding for the ongoing development of a comprehensive written curriculum. Also includes operational resources, purchased services, equipment and supplies. This budget unit consists of salaries and benefits for 1.00 FTEs.	301,985	301,985
15030 - Curriculum Adoptions Provides the funding for the purchase of curriculum resources to support delivery of the written curriculum including textbooks, manipulatives, software and software subscriptions. This budget unit consists of salaries and benefits for no FTEs.	600,000	110,000
15040 - Assessment Program Provides the funding necessary to implement required accountability assessments to monitor student progress toward achievement of academic standards through software fees, purchased services, equipment and supplies. This budget unit consists of salaries and benefits for 2.00 FTEs.	730,576	398,973
16010 - Board of Education Provides the funding for the School Board. Includes School Board stipends, District elections, legal fees and other expenses related to Board initiatives. This budget unit consists of salaries and benefits for no FTEs.	126,297	155,811
16020 - Superintendent Provides the funding to operate the office of Superintendent of Schools to support the District's mission, vision, and instructional goals. This budget unit consists of salaries and benefits for 2.00 FTEs.	328,183	346,225

57

2014 Revised Budget by Budget Unit

(staffing and budgeted FTE as of Jan 10, 2014)

	2014	
	Adopted Budget	Revised Budget
16030 - Assistant Superintendent Provides the funding to operate the office of the Assistant Superintendent of Schools to support the development, operation and evaluation of the district's elementary and secondary instructional programs. This budget unit consists of salaries and benefits for 1.50 FTEs.	252,064	264,389
16040 - Human Resources Provides the funding to support operation of the Human Resources office including advertising, recruiting, hiring, staff development, legal fees, software applications, and compliance requirements. This budget unit consists of salaries and benefits for 5.00 FTEs.	731,676	770,849
16041 - Workers Comp, Unemployment, & Premiums for Property Casualty Liability Insurance Provides the funding to support the District's workers comp, unemployment, and property, casualty liability insurance and contingencies for deductibles. This budget unit consists of salaries and benefits for no FTEs.	1,653,000	1,653,000
16050 - Business Provides the funding to operate the school district's business services- including accounting, payroll, and mandatory state and federal reporting. This budget unit consists of salaries and benefits for 10.00 FTEs.	597,344	616,226
16051 - Business - Salary Contingency Unallocated FTEs for teacher reserves and overload schedules, yet to be determined. This budget unit consists of salaries and benefits for no FTEs.	830,000	169,528
16052 - Business - Internal Service Fund Provides funding for required severance payouts as stipulated in the District's various bargaining agreements and contributions to the District's medical and dental internal service funds. This budget unit consists of salaries and benefits for no FTEs.	600,000	600,000
16060 - Communications and Marketing Provides the funding to the District's communications and marketing initiatives, maintenance of District websites, social networks, publications, etc. This budget unit consists of salaries and benefits for 2.00 FTEs.	397,323	397,323
16070 - Student Registration and Census Provides the funding to operate the school district's student registration, enrollment, and reporting services. This budget unit consists of salaries and benefits for 5.00 FTEs.	286,360	286,360
17011 - Elementary Administrators Provides the funding to operate the elementary principals' offices at each school. This budget unit consists of salaries and benefits for 10.00 FTEs.	1,191,470	1,191,470
17012 - Elementary Building Clerical Provides the funding to operate the elementary principals' offices at each school. This budget unit consists of salaries and benefits for 11.38 FTEs.	510,754	510,754

58

2014 Revised Budget by Budget Unit

(staffing and budgeted FTE as of Jan 10, 2014)

	2014	
	Adopted Budget	Revised Budget
17013 - Elementary EAs Provides the funding various administrative and educational roles at each school. This budget unit consists of salaries and benefits for 15.44 FTEs.	327,174	327,174
17014 - Elementary Admin Benefits Provides the funding for the benefits of the above administrator, clerical and EA staff. This budget unit consists of salaries and benefits for no FTEs.	545,795	545,795
17021 - Secondary Administrators Provides the funding to operate the secondary principals' offices at each school. This budget unit consists of salaries and benefits for 11.00 FTEs.	1,298,018	1,298,018
17022 - Secondary Building Clerical Provides the funding to operate the secondary principals' offices at each school. This budget unit consists of salaries and benefits for 18.62 FTEs.	770,337	770,337
17023 - Secondary EAs Provides the funding various administrative and educational roles at each school. This budget unit consists of salaries and benefits for 7.78 FTEs.	202,396	202,396
17024 - Secondary Admin Benefits Provides the funding for the benefits of the above administrator, clerical and EA staff. This budget unit consists of salaries and benefits for no FTEs.	659,390	659,390
17025 - Miscellaneous Stipends Provides the funding for miscellaneous stipends and extra hours that are currently not attached to another budget unit. This budget unit consists of salaries and benefits for no FTEs.	136,487	156,281
17026 - Campus Cup Provides the funding of the Café located at the Senior Campus at Diamondhead. This budget unit consists of salaries and benefits for no FTEs.	106,914	106,914
18010 - Student Transportation Provides the funding to transport eligible students to and from school including during regular and extended year/day terms. This budget unit consists of salaries and benefits for 4.59 FTEs.	3,988,855	3,988,855
19010 - Custodial Provides the funding to operate the District's custodial services. Includes supplies, equipment and contracted services. This budget unit consists of salaries and benefits for 71.40 FTEs.	5,243,324	5,263,324
19020 - Building, Grounds and Maintenance Provides the funding to operate the District's building, grounds and maintenance departments. Includes supplies, equipment and contracted services. This budget unit consists of salaries and benefits for 5.75 FTEs.	1,512,358	1,923,533

59

2014 Revised Budget by Budget Unit

(staffing and budgeted FTE as of Jan 10, 2014)

	2014	
	Adopted Budget	Revised Budget
19030 - Environmental Health and Safety/ADA Compliance Provides the funding to operate the District's environmental health and safety department. Includes supplies, equipment and contracted services. This budget unit consists of salaries and benefits for 1.00 FTEs.	456,198	456,198
19040 - Facility Leases Provides the funding for the District's facility leases for BEST, Pates Stadium and the Hamilton Building. This budget unit consists of salaries and benefits for no FTEs.	614,507	614,507
19050 - Warehouse and Purchasing Provides the funding to operate the school district's warehouse and purchasing departments. This budget unit consists of salaries and benefits for 1.25 FTEs.	91,014	91,014
19060 - Utilities Provides the funding for the District's utilities. This budget unit consists of salaries and benefits for no FTEs.	1,694,250	1,694,250
20010 - School Resource Officers Provides the primary funding for school police resource officers for the district's secondary schools. This budget unit consists of salaries and benefits for no FTEs.	260,000	260,000
20030 - Safe Schools Provides the primary funding for additional supervision at Burnsville Senior High and Metcalf Junior High. This budget unit consists of salaries and benefits for 5.19 FTEs.	222,984	222,984
21000 - Miscellaneous State and Local Grants Provides the primary funding for various grants received outside of Federal and Special Education funding. This budget unit consists of salaries and benefits for no FTEs.	6,000	12,493
Total General Fund Expenditure Budget	114,468,317	115,368,022
Total General Fund Period FTEs - 1,123.24		

69



AGENDA III.B
January 16, 2014

TO: Members, Board of Education
Superintendent Gothard

FROM: Lisa Rider

DATE: January 16, 2014

RE: Approval of Multi-District Collaborative Council Integration Plan

Recommendation: that the Board of Education approve the Multi-District Collaborative Council Integration Plan.

TLT Coordinator Jen Babiash will submit the Multi-District Collaborative Council Integration Plan to the School Board for approval per MN Statute 2013, section 124D.81-862.

Multi-District Collaborative Council (MCC) Plan for Achievement and Integration 2014-2017

ISD 191 Burnsville-Eagan-Savage Public Schools & ISD 194 Lakeville Area Public Schools

December 2013



Multi-District Collaborative Council (MCC) Plan

Purpose of MCC Plan

The Multi-District Collaborative Council shall provide advice or consultation as needed with programs and operations for the Independent School District 191 (ISD 191) and Independent School District 194 (ISD 194).

MCC Charge Statement: Council Cooperation and Plan Development

The Multi-District Collaborative Council shall identify ways of creating increased opportunities for interracial contact and establish goals for meeting this objective. After identifying these opportunities and goals, the Council shall develop a joint collaboration plan for cross-district integration and elimination of achievement disparities.

Minnesota Statute Guiding MCC Plan

Per MN Statute 2013, section 124D.81-862, ISD 191 and ISD 194 will adhere to the purposes of the state statute to close the academic achievement and opportunity gaps among specified student groups in ISD 191 and ISD 194.

MCC Purpose Statement

Together, ISD 191 and ISD 194 will:

- Ensure and achieve racial and economic integration
- Increase academic achievement for identified student groups that include:
 - American Indian/Alaskan Native
 - Asian/Pacific Islander
 - Hispanic
 - Black
 - Free or Reduced Price Lunch
- Ensure equitable educational opportunities
- Eliminate academic achievement disparities based on students' racial, ethnic, and economic backgrounds
- Create rigorous college readiness and career exploration programs for under-represented student groups.*

* Identified student groups specified by statute include:

- American Indian/Alaskan Native
- Asian/ Pacific Islander
- Hispanic
- Black
- Free or Reduced Price Lunch

Multi-District Collaborative Council: District Overviews

ISD 191, also known as the Burnsville-Eagan-Savage School District, serves approximately 10,000 students in early childhood programs through 12th grade and is Minnesota's 15th largest school district. ISD 191 has 10 elementary schools (grades K-6), three junior high schools (grades 7-9); one high school (grades 10-12); and one alternative high school.

ISD 191 offers enhanced learning opportunities for students in addition to the district's core curriculum through magnet schools and programs. Magnet schools provide families with academic choices and tremendous opportunities. There are three elementary magnet schools that focus on arts and technology, gifted and talented, and science, technology, engineering and math (STEM); three junior high magnet schools that focus on gifted and talented, STEM, Advancement Via Individual Determination (AVID) college readiness and a senior high school. Students from within the district and from other districts are invited to attend ISD 191 magnet schools.

ISD 191 has high academic standards and expectations, and a record of outstanding student achievement in and out of the classroom. The district is first in the state for participation and for credits earned through the College in the Schools program of the University of Minnesota. There are eighty-three languages spoken by students. The district has a comprehensive curriculum, outstanding teachers, supportive communities and a high level of parent involvement.

ISD 194, the Lakeville Area Public Schools, is an award winning school system located in the South Metro of the Twin Cities of Minneapolis and St. Paul, Minnesota. The district serves approximately 10,800 students in Dakota County and Scott County, and covers 86 square miles, including most of Lakeville, parts of Burnsville and Elko New Market, and portions of Eureka, Credit River and New Market Townships. There are eight elementary schools (K-5), three middle schools (6-8) and two high schools (9-12), an Area Learning Center and two Community Education facilities.

Lakeville Area Public Schools consistently earns high levels of proficiency in Reading and Mathematics accountability testing. Student performance outpaces the State averages and is competitive with other high-achieving metropolitan districts.

ISD 194 is proud of their achievement levels but recognizes and embraces the fact that there continues to be room for growth. The district continues to focus on raising the achievement of all students during each academic year.

MCC Journey to Achieving Educational Equity and Excellence

As we examined the educational research through the lens of equity and excellence, we developed a deeper understanding of how institutionalized, systemic biases and inequitable practices in school systems adversely affects the daily academic performance of Students of Color by interfering with the cognitive processes involved in learning (Gougis, 1986; Caine and Caine, 1993) and creating barriers and obstacles that perpetuate racial achievement disparities. A significant finding in the research also indicates that White students also achieve at higher levels in schools where equity is a strong focus.

Through implementation of the MCC plan, we intend to improve the achievement for ALL students; narrow the gap between the highest and lowest performing students; and eliminate the racial predictability and disproportionality of which students occupy the highest and lowest achieving groups while fostering sustainable, more racially balanced, integrated learning environments across our two districts.

Status of Prior MCC Plans

In 2006 when ISD 191 was first identified as being a racially isolated school district and ISD 194 as being the adjoining district, there was nearly a 21% difference in the percentage of students of color between the two districts. In 2011, ISD 191 had 42% students of color and ISD 194 had 12% students of color. Thus the difference in the percentage of students of color between the two districts had increased by 10% making the difference in percentage of students of color between the two districts up to 30%.

2013 Student Enrollment	ISD 194 Student Count	ISD 194 %	ISD 191 Student Count	ISD 191 %
American Indian/Alaskan Native	63	less than 1%	101	1%
Asian/Pacific Islander	557	5%	897	9%
Hispanic	527	5%	1297	13%
Black	535	5%	2012	21%
White	9329	84%	5343	56%
Students of Color		16%		44%
Enrollment	Total = 11,011		Total = 9,650	
2013 Difference = 28%				

In 2013, the percentage of students of color in ISD 194 rose to 16% and in ISD 191 the percentage of students of color is 44%. The difference between the two district enrollment counts has been reduced to 28 %. Both districts have a need to continue to collaborate to achieve the shared goals noted below:

1) Reduce disparities in academic achievement among student groups specified by statute and their White peers:

- American Indian/Alaskan Native
- Asian/Pacific Islander
- Hispanic
- Black
- Free or Reduced Price Lunch

2) Increase racial and economic integration within schools or between districts.

Progress Report of Achieving Goals Established in Prior MCC Plans

As a result of the previous MCC plans and the resources that follow, ISD 191 and ISD 194 see evidence of changes that have enhanced the overall academic and social quality of both districts. Programs like Advancement Via Individual Determination (AVID) college readiness in both districts and the additional magnet programs in ISD 191 offer choices for students and parents that were previously unavailable. Students in both districts have benefited from after-school and summer programming, enrichment opportunities, and increasingly culturally-competent teachers.

While the intentions of previous MCC plans have been aligned with statute and student learning outcomes, and where there is progress in achieving our joint integration goals, there is recognition that there is a new opportunity and responsibility to realign strategies and actions to achieve the ultimate goals we establish for ourselves as confirmed by the Desegregation, Achievement and Integration and World's Best Work Force statutes. The need to continue to provide quality integration and educational equity services to the students, families, staff and communities of ISD 191 and ISD 194 remains a significant priority for both districts.

Minnesota Statutes: Achievement and Integration & World's Best Workforce (WBWF)

Each school district is now required to develop a comprehensive district strategic plan that is aligned with World's Best Workforce that is intended to serve as a foundation to guide and to align educational initiatives to ensure statute specified student learning outcomes are achieved from pre-kindergarten through post high school graduation. The MCC Plan 2014-2017 is also aligned with each district's World's Best Workforce plan.

Summary MCC Planning Process 2013

A new Multi-District Collaborative Council was formed to develop the new joint district Achievement and Integration Plan and comprised of more than fifty representatives from both school districts. After reviewing the progress of previous MCC Plans and becoming knowledgeable about the new requirements specified by revised statutes regarding Achievement and Integration, Desegregation, and World's Best Workforce, the MCC identified shared Achievement and Integration goals and developed a joint plan with goals, strategies, and performance indicators. These will serve to guide our joint efforts in eliminating achievement disparities among student groups identified by statute and increasing racial and economic integration within schools and between districts.

“All children can learn. If we teach them at high levels, they will achieve at high levels. We have evidence that this is true in school after school, all across the country. There is also ample evidence that what we believe about children's abilities makes all the difference. If we believe that all children can learn, we will design our school systems to make this possible.

Washington School Board Task Force Eliminating the Gap 2004

MCC Plan 2014-2017

As partners in a Multi-District Integration Collaborative Council, ISD 194 and ISD 191 are jointly committed to reducing academic achievement disparities based on students' racial, ethnic and economic backgrounds, and supporting integrated learning environments that increase students' achievement, enhance social cohesion, and prepare students to be effective citizens.

Goal 1: The MCC plan will increase academic achievement while eliminating academic achievement disparities based on students' racial, ethnic, and economic backgrounds through academic extension programming, increased professional learning in culturally-relevant instruction and leadership development for educational equity.

Collaborative Strategies	Performance Indicators
<ul style="list-style-type: none"> Develop innovative academic extension programming that focuses on literacy. 	<ul style="list-style-type: none"> Annual reduction in degree of racial achievement disparities in reading. Increase the number of student groups as identified by statute who demonstrate growth in reading.
<ul style="list-style-type: none"> Provide professional learning for teacher cohorts in culturally-relevant instruction. 	<ul style="list-style-type: none"> Increase the number of classroom teachers who use culturally-relevant instruction to reduce racial achievement disparities in their classrooms.
<ul style="list-style-type: none"> Provide professional learning for teacher leaders and administrators in leading educational equity. 	<ul style="list-style-type: none"> Increase cultural proficiency and racial consciousness among administrators and teacher leaders to reduce racial achievement disparities in their schools.

Goal 2: The MCC Plan will increase integrated learning environments focused on rigor, college readiness and career exploration for under-represented student groups based on students' racial, ethnic, and economic backgrounds.

Collaborative Strategy	Performance Indicators
<ul style="list-style-type: none"> Provide innovative college readiness and career exploration programming designed to meet the needs of under-represented student groups as identified by statute*. 	<ul style="list-style-type: none"> Increase level of participation among under-represented student groups as identified by statute in rigorous, college readiness and career exploration program options. (<i>aligned to the State's requirements</i>)

* Identified student groups specified by statute include:

- American Indian/Alaskan Native
- Asian/ Pacific Islander
- Hispanic
- Black
- Free or Reduced Price Lunch

MCC Plan Evaluation

Districts will develop and complete a mid-year progress report intended to show growth toward achieving MCC goals as outlined in the plan. Districts will complete a year-end report using the prescribed measures by the Minnesota Department of Education which are aligned to both the World's Best Workforce and Achievement and Integration Plan legislative statutes. Finally, each district will report results of progress to their respective school boards annually.

Appendix A

2013 Multi-District Collaborative Council Membership

ISD 194	Role	ISD 191	Role
Dr. Lisa Snyder	Superintendent	Mr. Joe Gothard	Superintendent
Ms. Barb Knudsen	Exec Dir Teaching & Learning	Ms. Cindy Amoroso	Asst. superintendent
Dr. Cynthia Hays	Coordinator I & E	Dr. David Bernard	Director of Instruction/IE
Mr. Jason Molesky	Director Assessment	Dr. Kathy Funston	Director of Curriculum
Ms. Holly Standke	AVID Coord / Parent	Ms. Delonna Darsow	Director of Assessment
Dr. Dana Cronin	LSHS Dean	Ms. Jennifer Babiash	Coor Teaching & Learning
Ms. Maurelia Cunningham	LNHS teacher	Mr. Chris Belmont	BHS Associate Principal
Ms. Julie Ritter	Early Childhood	Mr. Chris Milinovich	Diversity Advisor/teacher
Ms. Marilyn Smith	Elementary Principal	Mr. Bill Englehart	HS Teacher/Diversity Club
Ms. Becky Erickson	Middle School Dean	Mr. Jon Bonneville	Elementary Principal
Mr. Clifford Skagan	ALC Principal	Ms. Renee Brandner	Junior High Principal
Ms. Mary Lopez	Parent	Mr. Drew Goeldner	Elementary Principal
Ms. Lydia Lindsoe	Parent	Ms. Mary Lopez	Cultural Liaison
Mr. Hugo Munoz	School Success Liaison	Ms. Veronica Ramos	Cultural Liaison
Mr. Jabra Kawas	School Success Liaison	Mr. Joseph Florez	Promise Fellow
Mr. Charles Vogel	HS Student leader	Ms. Amanda Lutz	Elementary Teacher
Mr. Shaun Murphy	LSHS Dean	Brandy Hughes	HS Student
Mr. Jemal Abdulahi	HS student leader	Amina Hussein	HS Student
Ms. Alicia Vogel	MS student leader	Ms. Sanaa Hersi	Parent
Ms. Megan Reikowski	EL Coordinator/Lead	Ms. Lina Mohamed	Parent
Ms. Julene Oxten	Learning Specialist OLE	Ms. Fardowsa Abdi	Parent
Ms. Mahsin Vogel	Parent	Ms. Anab Abtow	Educational Asst/Parent
Ms. Marne Berkvam	LNHS Principal	Ms. Amina Abbi Duale	Parent
Mr. Scott Douglas	LSHS Principal	Ms. Mariana Quintana	Cultural Liaison
Ms. Kate Eisenthal	KTMS Principal	Ms. Lisa Rider	District administrator
Ms. Jill Mitzo	KTMS teacher		
Ms. Sandy Giorgi	Literacy and ADSIS Coor		

Demographic Breakdown of MCC Membership

ISD 194 - 26 Total	62% White	23% Black	12% Hispanic	4% Asian/Pacific Islander
ISD 191 - 25 Total	52% White	32% Black	16% Hispanic	0% Asian/Pacific Islander

Meeting Dates:

November 25, 2013

December 2, 2013

December 9, 2013

Appendix B

The joint district community planning process is intended to promote on-going communication, collaboration, and information sharing between ISD 191 & ISD 194.

Multi-District Collaborative Council (MCC)

Purpose: The MCC shall provide advice or consultation as needed with programs and operations for ISD 191 & ISD 194. Council members also assist with program evaluation and assessment.

Membership: The MCC shall be composed of representatives from both districts in the following roles; parents, students, teachers, principals, superintendent designee, representative from the collaborative community council and the integration coordinator.

Organization: The MCC meets as scheduled to review, revise and update the Multi-District Collaborative Council plan, in addition to a joint annual meeting with the Community Collaborative Council as needed.

Appendix C

Budget Items for Collaboration (Estimated costs contributed by each district)

Administrative Equity Leadership Professional Development	\$50,000
Teacher Cohort Training in Culturally Relevant Instruction	\$35,000
Academic Acceleration Programming in Literacy	\$15,000
College Readiness & Career Exploration Programming Opportunities	\$10,000
Educational Materials to Support Integrated Learning Opportunities	\$10,000
Professional Development Resources	\$10,000
Total	\$130,000



Human Resources

To: Members, Board of Education
Joe Gothard, Superintendent

Agenda Item III.C
January 16, 2014

From: Stacey Sovine
Executive Director of Human Resources

Date: January 16, 2014

RE: Pay Equity Report

Recommendation: That the Board of Education approve the 2014 Pay Equity Report.

Discussion

In 1984, the Minnesota legislature passed the Local Government Pay Equity Act. The intent of the statute was to ensure that public employers compensate men and women equitably for comparable, not identical work.

In order to be in compliance, the District must pass a three-prong test.

I. Statistical Analysis Test

This test is performed to determine if female classes are consistently paid below male classes. In order to pass the test, the District must have an underpayment ratio equal to or greater than 80%. The District has an underpayment ratio of 94.64%.

II. Salary Range Test

This test compares the number of years it takes male dominated classifications to move through steps compared to female dominated classes. In order to be in compliance, the District needs a score of 0 or equal to or greater than 80%. The district has a salary range test score of 89.57%.

III. Exceptional Service Pay Test

The Exceptional Service Pay test compares female dominated classes that receive longevity or performance pay to male classes that receive longevity or performance pay. In order to be in compliance, the District needs a score of 0 or one that is equal to or greater than 80%. The District's exceptional service pay test score is 109.8%.

The report will be sent to the Minnesota Department of Employee Relations. The Director will review the report and notify the District of the result of the compliance review.

The District must maintain compliance and submit a compliance report every three years.