

BOARD AGENDA

INDEPENDENT SCHOOL DISTRICT 191

Burnsville High School Senior Campus
Diamondhead Education Center
Regular Meeting
January 19, 2012
6:30 PM

- I. Call to Order
 - A. Welcome
 - B. Pledge of Allegiance
- II. Business Meeting
 - A. Approval of Agenda
 - B. Consent Agenda

Although Board action is required, it is generally unnecessary to hold discussion on these items. In the event a Board member wishes to discuss an item, that item will be moved for separate consideration.

 - 1. Meeting Minutes 3
 - 2. Human Resources 8
 - 3. Donation of \$210 from Wells Fargo Foundation to Harriet Bishop Elementary; \$1,000 from Margaret Jurgens and Cheryl Haberlack to Harriet Bishop Elementary for families in need; \$65 from Michael & Erin Neutz through Wells Fargo Community Support to Harriet Bishop; \$250 from the Vista View PTO for copying costs and \$5,600 in support of the Lingbeck Literacy Library; \$471.17 Wells Fargo matching gift to Sioux Trail; books valued at \$850 from Mackin Educational Resources to ECSE; a Little Free Library valued at \$500 from Todd Bol to the ECSE program; and \$2,807 in cash and food donations to BrainPower in a BackPack 10
 - 4. Payroll, Expenditures, Receipts and Investments 19
 - 5. Budget Analysis 47
 - 6. Approve correction to the December 15, 2011 meeting minutes 115
 - 7. Schedule closed sessions following the February 2 and February 16, 2012 board meetings for the discussion of negotiation strategies 118
 - 8. Approve, on a second reading basis, revisions to Policy IC, School Year, and the deletion of Policy ID, School Day 119
 - 9. Approve extended field trip request for BHS World Language students to France and Italy, July 9-20, 2012 122
 - 10. Approve change order #3 for the 2011-2012 Burnsville High School Deferred Maintenance Project 123
 - 11. Approve Board Committee Assignments 126
 - 12. Approve extended field trip for BHS Baseball team to Phoenix, AZ, March 25-30, 2012 129
 - 13. Approve changes to the 2012-2013 Burnsville High School Registration Guide 130
 - 14. Approve separation agreement 132

III. New Business

A. Approve a recommendation to implement a full-day every day kindergarten program commencing the fall of 2012 (15 minutes) (Clegg) 133

IV. Adjourn to Review & Comment Phase II Workshop, Business Office Update Workshop, and Closed Session for discussion of negotiation strategies

School Board Minutes
INDEPENDENT SCHOOL DISTRICT 191
January 5, 2012

The meeting of the Board of Education was called to order by Chair Hill at 6:30 p.m. at the Burnsville High School Senior Campus in the Diamondhead Education Center.

Call to Order

Members present: Directors Currier, Luth, Schmid, Sweep, Teiken, VandenBoom and Chair Hill. Others in attendance were Superintendent Clegg, administrators and staff.

Attendance

Chair Hill welcomed the audience and asked Director Schmid to lead the Pledge of Allegiance.

Pledge of Allegiance

Moved by Director Sweep, seconded by Director VandenBoom, that Director Hill be nominated and re-elected Chair of the Board for 2012. Motion carried unanimously (7,0).

Board Elections

Moved by Director Currier, seconded by Director Teiken, that Director Sweep be nominated and re-elected Vice Chair of the Board for 2012. Motion carried unanimously (7,0).

Moved by Director Luth, seconded by Director Currier, that Director Schmid be nominated and elected Clerk of the Board for 2012. Motion carried unanimously (7,0).

Moved by Director Schmid, seconded by Director Luth, that Director Teiken be nominated and re-elected Treasurer of the Board for 2012. Motion carried unanimously (7,0).

Moved by Director Sweep, seconded by Director VandenBoom, that salaries of Board members be set at \$500 per month and that the Chair receive an additional \$50 per month in recognition of additional duties and expenses associated with the position. Motion carried unanimously (7,0).

Board Salaries

Moved by Director Currier, seconded by Director Luth, that all regular meetings of the Board of Education commence at 6:30 p.m. on the dates noted below with meetings conducted at the Diamondhead Education Center Senior Campus Commons and cable cast.

Board Meeting Schedule

January 5, 2012	January 19, 2012
February 2, 2012	February 16, 2012
March 1, 2012	March 22, 2012

April 5, 2012	April 19, 2012
May 3, 2012	May 17, 2012
June 7, 2012	June 21, 2012
August 2, 2012	August 16, 2012
September 6, 2012	September 20, 2012
October 4, 2012	October 11, 2012
November 1, 2012	November 15, 2012
December 6, 2012	December 20, 2012
January 3, 2013	January 17, 2013
February 7, 2013	February 21, 2013
March 7, 2013	March 14, 2013
April 4, 2013	April 18, 2013
May 2, 2013	May 16, 2013
June 6, 2013	June 20, 2013

Motion carried unanimously (7,0).

Moved by Director Schmid, seconded by Director Sweep, to adopt the resolution authorizing the Business Manager to enter into electronic (telephone) fund transfer agreements with the District's official depositories per Chapter 334 of the laws of Minnesota. Motion carried unanimously (7,0).

Electronic Fund Transfers/Fiscal Authorizations

Moved by Director Teiken, seconded by Director Schmid, to adopt the resolution authorizing the use of facsimile signatures on payroll and claim checks as prescribed in M.S. 47.41 and furthermore that the use of facsimile signatures be authorized for individual personnel contracts covered by Board adopted Master Agreements. Motion carried unanimously (7,0).

Use of Facsimile Signatures

Moved by Director Currier, seconded by Director Luth, to approve that the institutions shown below be designated as official depositories of the District for the 2012 calendar year per M.S. 124.05.

Official Depositories

U.S. Bank of Minneapolis
 Minnesota School Districts Liquid Asset Fund Plus
 MN Trust
 Associated Bank, WI
 East West Bank, NA
 Motion carried unanimously (7,0).

Committee appointments will be made by the Chair in February. Board members are requested to review the list of appointments and to indicate their interests to the Chair.

Committee Appointments

Moved by Director Luth, seconded by Director Schmid, to approve the agenda. Motion carried unanimously (7,0).

Agenda

Moved by Director Currier, seconded by Director Teiken, to approve the consent agenda.

- Minutes of the December 15, 2011 Board Meeting
- Personnel changes for C. Erickson, R. Becker, G. Kappel, L. Hoffer, D. Marshall, J. Jordan, B. Becker, M. Erz, M. Holewa, P. Marchessault, P. McDonald, D. Mosser, A. Sandberg, M. Schroeder, C. Sommer, L. Rodewald
- Donation of an integrated Language assessment kit valued at \$699 from Jeanne Kibler to the special ed department; \$250 from Ross & Missy Boekhoff to Vista View Elementary; \$201.92 from Brionne Sillman and \$40.39 from Robin Swanson to Hidden Valley Elementary; and \$300 from Tom Marlow to Gideon Pond for use in third grade classrooms
- Schedule a Board Retreat for January 26, 2012, 5:00-9:00 PM, and January 27, 2012, 8:00 AM – 4:00 PM, at the Oak Ridge Conference Center, Chaska

Chair Hill made special mention of the generous donations. Motion carried unanimously (7,0).

Moved by Director Schmid, seconded by Director Luth, to approve the 2011-2012 Revised Budget proving revenues and expenditures in all funds as follows:

<u>Fund</u>	<u>Revenue</u>	<u>Expenditure</u>
General	\$108,330,137	\$110,032,711
Food Service	4,401,423	4,576,388
Community Service	5,978,778	5,986,897
Capital Projects	40,000	11,770,000
Debt Service	<u>9,012,132</u>	<u>9,067,979</u>
Total Governmental	127,762,470	141,433,975
Trust & Agency	882,300	888,750
Internal Service	<u>18,827,000</u>	<u>18,827,000</u>
All Funds	<u>\$147,471,770</u>	<u>\$161,149,725</u>

Motion carried unanimously (7,0).

Board members received a presentation from Superintendent Clegg and other district administrators proposing the implementation of a full-day kindergarten program in the fall of 2012. Staff members have been working through the process to identify program costs and sustainability, create a comprehensive kindergarten curriculum, identification and organization of learning spaces, community collaboration, and marketing. The program would be funded by reallocating a portion of the district's compensatory revenue. A request for consideration of this item at the next board meeting will be forwarded to the Board Agenda Committee.

Consent Agenda

Minutes
Human
Resources

Donations

Board Retreat

2011-2012
Revised Budget

Full-Day
Kindergarten

Moved by Director Schmid, seconded by Director Sweep, to approve, on a first reading basis, the revision of Policy IC, *School Year*, and the deletion of Policy ID, *School Day*. Motion carried unanimously (7,0).

Policies IC & ID

Dr. Clegg noted the kindergarten open houses begin next week. Specific dates and times can be found online at www.isd191.org or by calling your school. Magnet schools are also hosting parent information nights in January. Additional information is available on the district website.

Superintendent Report

Senator Al Franken visited students and classrooms at the high school and held a public listening session at the Burnsville Alternative High School on the successes and challenges of NCLB.

The district is still seeking members for a financial advisory committee and community residents are encouraged to apply by January 23.

Director Currier reported that Foundation 191 will host its third annual Indoor Garage Sale at the Diamondhead Education Center on Saturday, February 11, 2012 from 9 a.m. - 2:30 p.m.

Board Member Reports

Director Teiken attended Senator Franken's public listening session at Cedar (BAHS).

Directors VandenBoom and Currier attended the 2011 MSBA Delegate Assembly.

Chair Hill noted the Minnesota legislature will start up again in about two weeks. He also plans to attend the AMSD Session Preview on January 6 where Dr. Clegg is one of three superintendents presenting on AMSD legislative initiatives.

Moved by Director Luth, seconded by Director Sweep, to adjourn to a closed session at 8:45 p.m. Motion carried unanimously (7,0).

Adjourn

Jim Schmid, Clerk

Closed Session Notes
INDEPENDENT SCHOOL DISTRICT 191
January 5, 2012

The School Board Closed Session was called to order by Chair Hill at 8:59 p.m. at the Burnsville High School Senior Campus in the Diamondhead Education Center.

Call to Order

Members present: Directors Currier, Luth, Schmid, Sweep, Teiken, VandenBoom and Chair Hill

Attendance

Others in Attendance:

Randy Clegg, Superintendent

Tania Chance, Executive Director of Human Resources

Lisa Rider, Executive Director of Business Services

Stacey Sovine, Director of Labor Relations

The following item(s) were discussed:

Agenda

- Negotiation strategies with the Burnsville Education Association

The Closed Session adjourned at 9:31 p.m.

Adjourn

Jim Schmid, Clerk

**Burnsville-Eagan-Savage Public Schools
Independent School District 191
Department of Organizational Development**

TO: Members, Board of Education
Randall Clegg, Superintendent

FROM: Tania Z. Chance, Ph.D., Executive Director Organizational Development

DATE: January 19, 2012

RE: Recommended Personnel Changes

**Certified
Appointment**

Amy Dunning -Replacement-Teacher, Special Education, 1.0 FTE, MJH, effective 1/17/12

Karen Hurd -Replacement-Long term substitute, 1.0 FTE, ESL, Byrne, effective 1/9/12

Lisa Lillie *Replacement-Long term substitute, 1.0 FTE, Grade 3, effective 1/4/12

Jennifer Marcotte -New-Teacher, Primary Interventionist, 1.0 FTE, GP, effective 1/9/12

Change in Assignment

John Glas -Assignment increases with the addition of .5 FTE Grade 6, Neill, effective 1/23/12

Jennifer Stiles -Assignment increases with the addition of .2 FTE AVID, NJH, effective 1/3/12 for the remainder of the 2011/12 school year only

Leave of Absence

Hillary Johnson -Teacher, BHS, requests a parental leave of absence, effective approx. 4/23/12 - 5/29/12

Amy Wilkinson -Teacher (currently on leave), requests a parental leave-special circumstances, effective the 2012/13 school year

Resignation

Sarah D. Olson -Teacher, MJH, effective 1/13/12

Cheryl Sankary *School Nurse, SO, effective 1/12/12

Retirement

Mary Holmquist *Teacher, BHS, after 16 years in the District, effective 1/27/12

*added to original report
Burnsville-Eagan-Savage #191
Board Meeting – 01/19/2012

Classified
Appointment

Janelle Dokken

*Replacement-2nd Cook, MWS, 2.75 hrs/day, effective 1/9/12

Lana Stuhr

-Replacement-2nd Cook, BHS, 3 hrs/day, effective 1/9/12

Leave of Absence

Lynn Toth

-Asst. Cook Mgr. BHS, requests a leave of absence, effective 1/17/12 - 1/17/13

Recall from Layoff

Lisa Wade

*Replacement-Assessment Clerk, BHS, 5 hrs/day, effective 1/3/12

*added to original report
Burnsville-Eagan-Savage #191
Board Meeting – 01/19/2012

To: Dr. Randy Clegg
From: Rob Nelson
CC: Rose Herrmann (Code – 01-491-260-000-096-000)
Date: January 5, 2012
Memo: Wells Fargo Foundation Educational Matching Gift

II.B.3

I am pleased to inform you that Harriet Bishop Elementary School has received a Wells Fargo Foundation Educational Matching Gift in the amount of \$210.00. I recommend that the School Board accept this charitable match.

Wells Fargo Foundation
Educational Matching Gift Program
P.O. Box 2157
Princeton, NJ 08543-2157

RN/jh

To: Dr. Randy Clegg II.B.3
From: Rob Nelson
CC: Rose Herrmann (Please deposit in our Student Activity Account
Code – 50-105-91)
Date: January 4, 2012
Memo: Personal Donation

I am pleased to inform you that Harriet Bishop Elementary School has received a donation in the amount of \$1,000.00 from Margaret Jurgens and Cheryl Haberlack (POA). This donation is to go towards families that are in need of clothing, food, or other items.

I recommend that the School Board accept this donation from Margaret Jurgens & Cheryl Haberlack in the amount of \$1,000.00.

Margaret Jurgens &
Cheryl Haberlack (POA)
15000 Bridgewater Drive
Savage, MN 55378

RN/jh

To: Dr. Randy Clegg
From: Rob Nelson
CC: Rose Herrmann (Code – 01-491-260-000-096-000)
Date: January 4, 2012
Memo: Wells Fargo Community Support Campaign

II.B.3

I am pleased to inform you that Harriet Bishop Elementary School has received a Wells Fargo Community Support charitable donation in the amount of \$65.00. I would like to recognize and thank Michael & Erin Neutz, parents, who recognized Harriet Bishop for this contribution.

I recommend that the School Board accept this gift from Michael & Erin Neutz in the amount of \$65.00.

Michael & Erin Neutz
5775 Woodbridge Drive
Savage, MN 55378

RN/jh

Diamondhead Education Center

200 West Burnsville Parkway - Burnsville, MN 55337 - 952-707-4110
Fax 952-707-4166

To: Members, ISD 191 Board of Education

Agenda Item II.B.3
January 19, 2012

From: Tom Umhoefer, Community Education Director

Date: January 12, 2012

Re: BrainPower in a Backpack Donations

Recommendation: That the Board of Education accept cash and in-kind donations totaling \$2,807 to the *BrainPower in a Backpack* program.

The Community Education program would like to thank all those who generously donated to our BrainPower in a Backpack program.

Donation Source	Amount	In-Kind	Value
Beverly F. Tirrell	20.00		
Lori Rother	Incl. w/Tirrell		
Ramona Takkunen	10.00		
Mary J. Pierce	10.00		
Annette L. Rhein	20.00		
Melissa Kleiber	10.00		
Burnsville Rotary Breakfast Club	500.00		
Lisa Rider	50.00		
Annika S. Hammond	91.00		
The Red Hat Ladies of The Rivers	236.00		
Anita Opheim	35.00		
Patricia Pousard	200.00		
John Sakowski	100.00		
Jaime Hornibrook	100.00		
BHS Student Council - Sadies Dance		food	25.00
ASC Food Drive		food	150.00
Pfaff Family		food	100.00
Nicollet Junior High Food Drive		food	250.00
Moony Vuong		food	50.00
Mike and Sheryl Burkhardt	150.00		
Steve and Sandy Hunt	200.00		

Debra L. Blackwell	50.00		
Fay and Steve Finn	100.00	food	20.00
Mary Farnham		food	30.00
Mark Evanko	50.00		
Daffodil Garden Club	200.00		
Mike and Sheryl Burkhardt	50.00		
Total Checks and Cash	\$2,182.00		
Total Food Donations			\$625.00
Grand Total	\$2,807.00		

To: Dr. Randall Clegg, Superintendent
From: Dr. Susan Risius, Vista View Principal
Date: January 12, 2012
Re: Donation

II.B.3

We are pleased to recognize the Vista View PTO for their generous donation and continued support of our school and students. We are honored to accept their contributions of \$250. to help cover the cost of Xeroxing PTO materials and \$5,600. for the continued support of the Lingbeck Literacy Library.

We are submitting this donation to the ISD 191 School Board for recognition and approval.

We are thankful that our PTO is so dedicated to education and our community and are very grateful for their generous support.

Ross Smith, President
Vista View PTO
2305 Crestmount Lane
Burnsville, MN 55306

Shannon Matter, Treasurer
Vista View PTO
13008 Forest Glen Drive
Burnsville, MN 55337

TO: Board of Education II.B.3
Dr. Randall Clegg, Superintendent

FROM: Taber Akin, Principal – Sioux Trail School

DATE: January 10, 2012

RE: Special Donation

Members of the Sioux Trail community work tirelessly for the success of all our students. Evidence of this can be seen in the extensive volunteerism and generosity of monetary gifts.

I request that the following corporate community support donation be accepted by our district for Sioux Trail Elementary School:

Wells Fargo Foundation	Gift through the Wells Fargo Foundation matching gift program (William Haugen - children attend Sioux Trail)	\$471.17
---------------------------	---	----------

This check represents the quarterly Wells Fargo matching contribution of employee payroll donations made through the annual Giving Campaign. The employee funds are transmitted on a separate check.

Contact Information:

William Haugen
11121 Carver Court
Burnsville, MN 55337



OFFICE OF INDIVIDUALIZED STUDENT SERVICES

TO: Randy Clegg, Superintendent II.B.3

FROM: Stephanie Corbey, Executive Director

DATE: January 9, 2012

RE: Donation to Early Childhood Special Education (ECSE) Program

It is my recommendation that the School Board of Independent School District #191 accept a donation of books valued at \$850.00 from Mackin Educational Resources. These books were provided for the ECSE classrooms and for families of children attending the program. The books were available in both English and Spanish. The books will also be used in our Free Little Library at Diamondhead Education Center. This is a specialized mailbox in which books are put in/taken out by families in our community to promote literacy. The books donated by Mackin Educational Resources will help replenish our book supply for the library.

The staff in the Early Childhood Special Education program are grateful for the generous donation and appreciates the support and collaborative partnership.

C: Jacqueline Smith, ECSE Supervisor



OFFICE OF INDIVIDUALIZED STUDENT SERVICES

TO: Randy Clegg, Superintendent II.B.3

FROM: Stephanie Corbey, Executive Director

DATE: January 9, 2012

RE: Donation to Early Childhood Special Education (ECSE) Program

It is my recommendation that the School Board of Independent School District #191 accept a donation of a Little Free Library valued at approximately \$500.00 from Todd Bol (Co-founder of Little Free Library). This Little Library is provided for the Early Childhood Special Education (ECSE) program, families, and the community at large to help promote literacy in our students. The ECSE students helped to construct and decorate the library. This is a specialized mailbox in which books are put in/taken out by families in the community. The philosophy of the Little Free Library is to “take a book, leave a book”. The mailbox will be placed outside the Door 3 entrance of Diamondhead Education Center.

The staff in the Early Childhood Special Education program are grateful for the generous donation and appreciates the support and collaborative partnership.

C: Jacqueline Smith, ECSE Supervisor



**Agenda II B-4
January 19, 2012**

TO: Dr. Randall Clegg, Superintendent
FROM: Lisa K. Rider, Executive Director of Business Services
DATE: January 19, 2012
RE: December Payroll, Claims and Receipts

RECOMMENDATION: That the Board approve December payroll checks numbered 716231-716290, and Direct Deposit notices numbered 452462-455275, in the net amount of \$3,477,312.25. December & January claims to date represented by checks numbered 413164-413776, 1004205-1004225, 100588-100595 and wire transfers and adjustments totaling \$6,956,950.85. Also, that the Board accepts December receipts of \$2,453,952.84 and investments for Alt. Facilities and OPEB of \$22,101,661 as of December 31, 2011.

December payroll, wire transfers, claims and receipts have been prepared under the direction of Scott Brown, Director of Accounting Services, and is presented for approval by the School Board. I would be glad to answer any questions.

LKR/mp

**INDEPENDENT SCHOOL DISTRICT 191
FINANCIAL REPORT
December 31, 2011**

Cash Receipts

Receipts 76056-76388	\$2,453,952.84
Miscellaneous Adjustments	<u>\$0.00</u>

TOTAL DECEMBER CASH RECEIVED 2,453,952.84

CASH DISBURSEMENTS

December	\$3,477,312.25
Regular Payroll Checks	716231-716290
Direct Deposit Notices	452462-455275

November Payables Previously Approved	\$921,997.47
December Claims Previously Approved:	\$538,735.01
December Claims:	

413164-413520	
1004205-1004381	
100588-100595	\$1,198,784.76

December Wire Transfers	\$5,393,921.20
Miscellaneous Adjustments	<u>\$62,041.64</u>

TOTAL DECEMBER CASH DISBURSED 11,592,792.30

TOTAL EXPENSES TO BE APPROVED

December Cash Disbursed	\$11,592,792.30
Less: Items Previously Approved	-\$1,460,732.48

Plus: December Payables	
Checks	413521-413571
	413692-413776
	\$167,032.16

January Claims:	
Checks	413572-413691
	1004382-1004425
	\$135,171.12

TOTAL TO BE APPROVED 10,434,263.10

OPEB	\$14,544,116.00
ALT FACILITIES	\$7,557,545.00
	<u>\$22,101,661.00</u>

**INDEPENDENT SCHOOL DISTRICT 191
ALT FACILITY OUTSTANDING INVESTMENTS
31-Dec-11**

Purchase Date	Depository	Investment Type	CD Yield	Maturity Date	Purchase Amount
4/12/2011	MN Trust	CD	0.150	1/6/2012	\$ 249,876
4/12/2011	MN Trust	CD	0.150	1/6/2012	229,254
4/12/2011	MN Trust	CD	0.151	1/6/2012	52,058
4/21/2011	MN Trust	SEC	0.200	1/20/2012	143,000
4/12/2011	MN Trust	CD	0.250	3/2/2012	143,393
4/12/2011	MN Trust	CD	0.292	4/6/2012	143,487
4/12/2011	MN Trust	CD	0.319	5/4/2012	249,946
4/12/2011	MN Trust	CD	0.457	6/1/2012	249,908
4/12/2011	MN Trust	CD	0.400	6/1/2012	249,934
6/14/2011	MN Trust	CD	0.396	6/13/2012	249,986
6/15/2011	MN Trust	CD	0.844	6/14/2012	249,987
6/16/2011	MN Trust	CDR	0.150	6/14/2012	241,962
6/16/2011	MN Trust	CDR	0.150	6/14/2012	241,962
6/16/2011	MN Trust	CDR	0.150	6/14/2012	218,343
6/16/2011	MN Trust	CDR	0.150	6/14/2012	50,955
6/20/2011	MN Trust	CD	0.401	6/20/2012	248,000
4/12/2011	MN Trust	CD	0.299	7/6/2012	249,921
4/12/2011	MN Trust	CD	0.293	7/6/2012	82,396
4/12/2011	MN Trust	CD	0.293	7/6/2012	83,300
4/12/2011	MN Trust	CD	0.293	7/6/2012	84,303
12/23/2011	MN Trust	CD	0.200	7/20/2012	249,987
12/23/2011	MN Trust	CD	0.100	7/20/2012	249,944
12/23/2011	MN Trust	CD	0.080	7/20/2012	249,915
4/12/2011	MN Trust	CD	0.457	8/3/2012	249,969
4/12/2011	MN Trust	CD	0.300	8/3/2012	249,979
5/25/2011	MN Trust	CD	0.557	8/17/2012	248,878
4/12/2011	MN Trust	CD	0.400	9/7/2012	249,900
4/12/2011	MN Trust	CD	0.409	9/7/2012	249,931
4/13/2011	MN Trust	CD	0.599	10/4/2012	249,995
4/12/2011	MN Trust	CD	0.406	10/5/2012	249,996
4/20/2011	MN Trust	SEC	0.767	10/22/2012	248,000
4/12/2011	MN Trust	CD	0.599	12/7/2012	249,956
4/12/2011	MN Trust	CD	0.648	1/4/2013	249,980
5/25/2011	MN Trust	CD	0.000	3/8/2013	249,989
5/25/2011	MN Trust	CD	0.000	3/8/2013	100,790
5/25/2011	MN Trust	CD	0.000	3/8/2013	248,365
Ending Balance					<u>\$ 7,557,545</u>

INDEPENDENT SCHOOL DISTRICT 191
OPEB OUTSTANDING INVESTMENTS
31-Dec-11

Purchase Date	Depository	Investment Type	CD Yield	Maturity Date	Purchase Amount
9/29/2009	MN Trust	SEC	2.300	2/1/2012	\$ 190,642
8/26/2009	MN Trust	SEC	2.200	2/1/2012	501,765
6/23/2009	MN Trust	SEC	4.000	2/1/2012	1,080,686
6/17/2010	MN Trust	SEC	1.500	2/1/2012	100,000
8/13/2009	MN Trust	SEC	2.450	4/1/2012	125,474
9/4/2009	MN Trust	CD	2.101	6/4/2012	235,600
9/10/2009	MN Trust	CD	2.100	6/8/2012	235,300
9/8/2009	MN Trust	SEC	2.100	6/8/2012	245,000
9/18/2009	MN Trust	CD	1.991	6/15/2012	237,000
12/16/2009	MN Trust	SEC	2.000	6/18/2012	245,000
12/22/2009	MN Trust	SEC	1.900	6/22/2012	245,000
9/9/2009	MN Trust	CD	2.120	6/25/2012	236,000
12/30/2009	MN Trust	SEC	1.700	6/29/2012	245,000
11/2/2009	MN Trust	CD	3.000	6/29/2012	245,000
12/31/2009	MN Trust	SEC	1.800	7/2/2012	245,000
7/27/2010	MN Trust	SEC	1.164	7/26/2012	249,871
8/2/2010	MN Trust	SEC	1.091	8/2/2012	249,844
8/20/2010	MN Trust	SEC	1.141	8/20/2012	249,884
12/23/2011	MN Trust	CD	0.428	12/24/2012	99,928
12/23/2011	MN Trust	CD	0.250	12/24/2012	249,927
8/3/2009	MN Trust	SEC	3.000	2/1/2013	101,194
10/19/2009	MN Trust	SEC	2.100	2/1/2013	800,000
2/15/2011	MN Trust	CD	0.962	2/1/2013	249,906
2/15/2011	MN Trust	CD	0.995	2/1/2013	149,930
9/2/2009	MN Trust	CD	2.550	6/3/2013	227,500
9/4/2009	MN Trust	CD	2.558	6/5/2013	455,100
8/23/2010	MN Trust	CD	1.300	8/23/2013	240,000
10/1/2009	MN Trust	SEC	2.650	12/30/2013	245,000
10/13/2009	MN Trust	SEC	2.880	2/1/2014	385,000
10/15/2009	MN Trust	SEC	2.880	2/1/2014	935,000
6/8/2010	MN Trust	SEC	2.400	2/1/2014	345,000
12/20/2010	MN Trust	SEC	1.900	2/1/2014	250,000
9/1/2009	MN Trust	SEC	2.980	3/1/2014	723,607
11/16/2011	MN Trust	SEC	1.500	11/17/2014	248,000
11/16/2011	MN Trust	SEC	1.355	11/17/2014	248,000
11/17/2011	MN Trust	SEC	1.506	11/17/2014	248,000
11/16/2011	MN Trust	SEC	1.506	11/17/2014	248,000
11/16/2011	MN Trust	SEC	1.506	11/17/2014	248,000
12/23/2011	MN Trust	CD	0.949	12/22/2014	249,814
12/23/2011	MN Trust	CD	0.791	12/22/2014	249,896
7/15/2009	MN Trust	SEC	5.000	2/1/2015	328,433
11/12/2009	MN Trust	SEC	3.800	2/1/2015	1,024,310
6/8/2010	MN Trust	SEC	2.750	2/1/2015	210,000
6/29/2009	MN Trust	SEC	3.350	6/1/2015	472,505
12/20/2010	MN Trust	SEC	3.350	2/1/2017	150,000
GRAND TOTAL:					\$ 14,544,116

December 2011

Wire Transfers

120111	Scott County	MSDLAF	614,280.78	Tax Settlement
120111	Dakota County	MSDLAF	137,000.00	Tax Settlement
120111	State of Minnesota	MSDLAF	6,228.90	State Wire Payment
120111	MSDLAF	Internal Revenue Service	599,109.46	November 30, 2011 Federal Payroll Taxes
120111	MSDLAF	People's Bank	142,861.49	November 30, 2011 Payroll - TSA Deductions
120111	MSDLAF	Teachers' Federated Credit Union	33,120.14	November 30, 2011 Payroll - Dues
120111	MSDLAF	State of Minnesota	2,601.29	November 30, 2011 Payroll - Child Support
120111	MSDLAF	Medica	973,273.54	Health Insurance
120211	MSDLAF	State of Minnesota	109,759.35	November 30, 2011 State Payroll Taxes
120211	MSDLAF	State of Minnesota	1,363.00	November 30, 2011 Payroll - Levies
120211	MSDLAF	Internal Revenue Service	996.64	November 30, 2011 Payroll - 3rd Party Sick
120611	MSDLAF	Delta Dental	15,929.33	Dental Insurance
120711	State of Minnesota	MSDLAF	16,221.94	State Wire Payment
121211	State of Minnesota	MSDLAF	3.89	State Wire Payment
121211	MSDLAF	TRA	239,786.19	November 30, 2011 Payroll - TRA
121211	MSDLAF	PERA	87,130.32	November 30, 2011 Payroll - PERA
121311	MSDLAF	Wells Farge	179,410.72	Lease Payment - Diamondhead
121411	MSDLAF	Delta Dental	17,069.38	Dental Insurance
121411	MSDLAF	State of Minnesota	532.00	Sales Tax
121511	State of Minnesota MDE	MSDLAF	509,784.71	Dec 15, 2011 State Aid Payment
121511	MSDLAF	People's Bank	141,517.61	December 15, 2011 Payroll - TSA Deductions
121511	MSDLAF	Teacher Federated Credit Union	32,989.97	December 15, 2011 Payroll - Dues
121511	Dakota County	MSDLAF	6,312.50	Dakota County Wire Payment
121611	MSDLAF	Internal Revenue Service	579,304.58	December 15, 2011 Federal Payroll Taxes
121611	MSDLAF	State of Minnesota	106,982.31	December 15, 2011 State Payroll Taxes
121611	MSDLAF	State of Minnesota	2,601.59	December 15, 2011 Payroll - Child Support
121611	MSDLAF	State of Minnesota	14,649.60	December 15, 2011 Payroll - Retiree
121611	MSDLAF	State of Minnesota	957.00	December 15, 2011 Payroll - Levies
122111	State of Minnesota	MSDLAF	711.62	State Wire Payment
122111	State of Minnesota	MSDLAF	8,696.08	State Wire Payment
122111	MSDLAF	Delta Dental	12,090.21	Dental Insurance
122211	State of Minnesota	MSDLAF	272,088.12	State Wire Payment
122811	MSDLAF	TRA	244,184.81	December 15, 2011 Payroll - TRA
122811	MSDLAF	PERA	86,416.97	December 15, 2011 Payroll - PERA
122911	State of Minnesota	MSDLAF	4,550.04	State Wire Payment
122911	MSDLAF	Delta Dental	16,443.21	Dental Insurance
123011	MSDLAF	Internal Revenue Service	599,856.27	December 31, 2011 Federal Payroll Taxes
123011	MSDLAF	State of Minnesota	110,913.76	December 31, 2011 State Payroll Taxes
123011	MSDLAF	Medica	961,208.52	Health Insurance

Check Register Report

Bank Number	Check Number	Check Status	Check Amount	Check Date	Vendor Number	Vendor Address Number	Vendor Name
4	413164	Clear	\$3,815.00	12/08/11	00421	0	MUSIC THEATRE INTERNATIONAL
4	413165	Clear	\$45.90	12/08/11	00001	1223	ABBEY, GRACE
4	413166	Clear	\$2,388.75	12/08/11	27343	0	ACCURATE HOME CARE, LLC
4	413167	Clear	\$1,169.75	12/08/11	26795	1	ALLIED PROFESSIONALS, INC.
4	413168	Clear	\$630.46	12/08/11	01365	0	AMERIPRIDE LINEN AND APPAREL SERVICES
4	413169		\$220.00	12/08/11	27905	0	ANDERSON, JASMINE
4	413170		\$315.00	12/08/11	09426	0	ARNESON, AL
4	413171	Clear	\$1,100.00	12/08/11	00045	1	ASBO INTERNATIONAL
4	413172	Clear	\$400.00	12/08/11	27904	0	BOYLES, JESSICA
4	413173		\$60.65	12/08/11	00001	1225	BREW, MAME
4	413174	Clear	\$12,504.60	12/08/11	04226	0	BURNSVILLE, CITY OF
4	413175	Unissued	\$0.00	12/08/11	04226	0	BURNSVILLE, CITY OF
4	413176	Clear	\$250.00	12/08/11	00016	2278	BUSE, JAMES
4	413177	Clear	\$265.42	12/08/11	02781	5	CENTURYLINK
4	413178	Clear	\$189.99	12/08/11	21571	2	CMI EDUCATION INSTITUTE
4	413179		\$430.00	12/08/11	08798	20	COLLEGE IN THE SCHOOLS
4	413180	Clear	\$8,821.85	12/08/11	00502	0	CORNERSTONE COPY CENTER
4	413181	Clear	\$17.53	12/08/11	00001	1222	COTTON, ANGELIA
4	413182	Clear	\$11.45	12/08/11	00001	992	DANIELS, EVA
4	413183		\$18.55	12/08/11	16600	0	DAY, MARLYS
4	413184	Clear	\$85.00	12/08/11	26936	0	DIRKSEN, BECKY
4	413185	Clear	\$2,526.54	12/08/11	01002	0	EAGAN, CITY OF
4	413186	Clear	\$600.00	12/08/11	26262	0	EDUCATORS BENEFIT CONSULTANTS, LLC
4	413187	Clear	\$6,382.42	12/08/11	03328	0	FIRST STUDENT, INC.
4	413188	Unissued	\$0.00	12/08/11	03328	0	FIRST STUDENT, INC.
4	413189	Unissued	\$0.00	12/08/11	03328	0	FIRST STUDENT, INC.
4	413190	Unissued	\$0.00	12/08/11	03328	0	FIRST STUDENT, INC.
4	413191	Clear	\$21.04	12/08/11	00001	1224	FURSTENBERG, TRISHA
4	413192	Clear	\$1,155.00	12/08/11	26922	0	GAME WORLD
4	413193	Clear	\$60.00	12/08/11	26554	0	GANADO, CESAR
4	413194	Clear	\$300.00	12/08/11	23318	0	GEHRKE, LYNN
4	413195	Clear	\$1,837.55	12/08/11	26647	0	GERTENS
4	413196	Clear	\$150.08	12/08/11	27811	1	HEADWAY EMOTIONAL HEALTH SERVICES
4	413197	Clear	\$966.91	12/08/11	26918	0	IMB DISTRIBUTION
4	413198	Clear	\$1,779.20	12/08/11	09327	0	INTERMEDIATE SCHOOL DISTRICT 917
4	413199	Clear	\$160.00	12/08/11	26825	0	ITH, VANHUON
4	413200	Clear	\$69.95	12/08/11	26297	1	J.P. COOKE COMPANY
4	413201	Clear	\$20.00	12/08/11	00016	2279	JOHNSON, RODNEY
4	413202	Clear	\$17.08	12/08/11	27225	0	K&K EXPRESS, LLC
4	413203	Clear	\$118,360.02	12/08/11	27633	0	KELLY SERVICES, INC.

Check Register Report

Bank Number	Check Number	Check Status	Check Amount	Check Date	Vendor Number	Vendor Address Number	Vendor Name
4	413204	Clear	\$893.45	12/08/11	08356	1	KENNEDY & GRAVEN, CHARTERED
4	413205	Clear	\$2,964.00	12/08/11	27907	0	LANDRUM DOBBINS, LLC
4	413206	Clear	\$175.86	12/08/11	24253	0	LOFFLER COMPANIES, INC.
4	413207	Clear	\$11.40	12/08/11	00001	1218	MAO, SUMMER
4	413208	Clear	\$149.95	12/08/11	20328	0	MATERIALS PROCESSING CORPORATION
4	413209	Clear	\$432.74	12/08/11	06563	1	MCGRAW-HILL COMPANIES
4	413210	Clear	\$1,450.00	12/08/11	08865	14	METRO ECSU
4	413211	Clear	\$1,230.35	12/08/11	08999	1	MINNESOTA ELEVATOR INC
4	413212	Clear	\$1,672.00	12/08/11	27547	1	MINNESOTA OFFICE TECHNOLOGY GROUP
4	413213	Clear	\$12,472.98	12/08/11	07448	0	MINNESOTA VALLEY ELECTRIC COOPERATIVE
4	413214	Clear	\$35.00	12/08/11	08543	7	MN DEPT OF HEALTH
4	413215	Clear	\$1,646.00	12/08/11	26466	0	MN HIGHWAY SAFETY & RESEARCH CENTER
4	413216	Clear	\$481.25	12/08/11	22324	0	MULTILINGUAL WORD, INC.
4	413217	Clear	\$925.54	12/08/11	03519	0	NAPA AUTO PARTS
4	413218	Clear	\$1,518.00	12/08/11	04476	0	NATIONAL TREASURE KUNG FU INC
4	413219	Clear	\$2,444.00	12/08/11	01197	1	NEXT DAY GOURMET
4	413220	Clear	\$1,462.50	12/08/11	02765	0	NORCOSTCO, INC.
4	413221	Clear	\$338.50	12/08/11	25300	1	ORANGE TREE EMPLOYMENT SCREENING
4	413222	Clear	\$60.00	12/08/11	24879	0	PEREZ, MELISSA M.
4	413223	Clear	\$4,650.00	12/08/11	27742	1	PERFORMANCE MANAGEMENT GROUP
4	413224	Clear	\$13.50	12/08/11	00001	1220	POWELL, JULIE
4	413225	Clear	\$1,410.75	12/08/11	21744	0	QUALITY AIR MECHANICAL, INC.
4	413226	Clear	\$114.74	12/08/11	21851	0	RED WING SHOE STORE
4	413227	Clear	\$89.21	12/08/11	04605	0	SADDLEBACK EDUCATIONAL, INC.
4	413228	Clear	\$5,670.00	12/08/11	26796	0	SAFEWAY DRIVING SCHOOL
4	413229	Clear	\$4,882.79	12/08/11	09588	0	SAVAGE, CITY OF
4	413230	Clear	\$320.66	12/08/11	03196	6	SCHOLASTIC INC.
4	413231	Clear	\$606.00	12/08/11	23104	1	SCHOOL PUBLICATIONS COMPANY
4	413232	Clear	\$700.00	12/08/11	25883	0	SCHWAN CUP
4	413233	Clear	\$408.00	12/08/11	03609	0	SCIENCE MUSEUM OF MINN.
4	413234	Clear	\$2,016.10	12/08/11	27772	0	SEWER DAWGS PLUMBING & DRAINS LLC
4	413235	Clear	\$6,812.33	12/08/11	23848	0	SFM
4	413236	Clear	\$53.93	12/08/11	03745	2	SHERWIN-WILLIAMS
4	413237	Clear	\$1,894.00	12/08/11	03587	1	SIMPLEX GRINNELL
4	413238	Clear	\$13.35	12/08/11	00001	1221	SPEESE, LISA
4	413239	Clear	\$343.35	12/08/11	23998	2	SUMMIT FACILITY & KITCHEN SERVICE
4	413240	Clear	\$379.00	12/08/11	04664	0	SUMMIT PRINT COPY AND MAIL SERVICE
4	413241	Void	\$593.37	12/08/11	22640	0	SYLVAN-MN LEARNING CENTER

Check Register Report

Bank Number	Check Number	Check Status	Check Amount	Check Date	Vendor Number	Vendor Address Number	Vendor Name
4	413242	Clear	\$14.85	12/08/11	00001	1219	SZUMYLO, DEBBIE
4	413243		\$6,617.00	12/08/11	21008	0	TLC SPECIAL TRANSPORTATION
4	413244	Unissued	\$0.00	12/08/11	21008	0	TLC SPECIAL TRANSPORTATION
4	413245	Unissued	\$0.00	12/08/11	21008	0	TLC SPECIAL TRANSPORTATION
4	413246	Unissued	\$0.00	12/08/11	21008	0	TLC SPECIAL TRANSPORTATION
4	413247	Clear	\$408.88	12/08/11	24601	0	TOTAL MECHANICAL SERVICES, INC.
4	413248	Clear	\$47.55	12/08/11	24968	0	TRANG, KRISTINE
4	413249	Clear	\$48.04	12/08/11	04060	0	TRANS-MISSISSIPPI BIOLOGICAL SUPPLY
4	413250	Clear	\$5,007.86	12/08/11	26380	0	TYLER TECHNOLOGIES INC
4	413251	Clear	\$2,099.19	12/08/11	27819	0	U.S. BANCORP EQUIPMENT FINANCE, INC.
4	413252	Clear	\$53,730.00	12/08/11	04417	1	US FOODSERVICE
4	413253	Unissued	\$0.00	12/08/11	04417	1	US FOODSERVICE
4	413254	Unissued	\$0.00	12/08/11	04417	1	US FOODSERVICE
4	413255	Unissued	\$0.00	12/08/11	04417	1	US FOODSERVICE
4	413256	Unissued	\$0.00	12/08/11	04417	1	US FOODSERVICE
4	413257	Unissued	\$0.00	12/08/11	04417	1	US FOODSERVICE
4	413258	Unissued	\$0.00	12/08/11	04417	1	US FOODSERVICE
4	413259	Clear	\$181.75	12/08/11	03345	1	VALLEY NATIONAL GASES WV, LLC
4	413260	Clear	\$25.80	12/08/11	00000	306	VANDERWEIT, JOYCE
4	413261	Clear	\$10,954.44	12/08/11	20007	0	WASTE MANAGEMENT
4	413262	Clear	\$752.00	12/08/11	24793	0	WATCH ME DRAW! LLC
4	413263	Clear	\$45.22	12/08/11	04451	7	XEROX CORPORATION
4	413264		\$280.00	12/08/11	24245	0	YOUTH ENRICHMENT LEAGUE
4	413265	Clear	\$780.00	12/08/11	04566	0	ZIEGLER INC.
4	413266	Clear	\$344.75	12/13/11	26795	1	ALLIED PROFESSIONALS, INC.
4	413267	Clear	\$185.00	12/13/11	00216	1	ALPHA VIDEO & AUDIO, INC.
4	413268	Clear	\$120.40	12/13/11	00477	0	BIX PRODUCE COMPANY
4	413269		\$21.10	12/13/11	00001	1226	BURKE, SARAH
4	413270	Clear	\$14.00	12/13/11	03622	1	CENGAGE LEARNING
4	413271		\$5,000.00	12/13/11	25888	0	CENTER FOR EFFICIENT SCHOOL OPERATIONS,
4	413272	Clear	\$151.60	12/13/11	03866	0	CONTINENTAL CLAY COMPANY
4	413273	Clear	\$240.00	12/13/11	25919	0	CORDOVA-MORALES, LETICIA
4	413274	Clear	\$283.00	12/13/11	00666	1	COUNCIL FOR EXCEPTIONAL CHILDREN
4	413275	Clear	\$53,201.78	12/13/11	00809	0	DAKOTA ELECTRIC ASSOCIATION
4	413276	Clear	\$187.50	12/13/11	20524	0	DEWALD, RINA C.
4	413277		\$726.00	12/13/11	22061	0	DISTRIBUTED WEBSITE CORPORATION
4	413278	Clear	\$243.00	12/13/11	09272	2	ECM PUBLISHERS, INC.
4	413279	Clear	\$180.00	12/13/11	26803	0	HASSAN, RAHMA
4	413280		\$124.00	12/13/11	00000	613	HUTTER, SHIRLEY
4	413281	Clear	\$15.00	12/13/11	00016	2280	LAW, LEAH

Check Register Report

Bank Number	Check Number	Check Status	Check Amount	Check Date	Vendor Number	Vendor Address Number	Vendor Name
4	413282	Clear	\$200.05	12/13/11	08407	1	MELLO SMELLO
4	413283	Clear	\$95.00	12/13/11	02491	0	MIDWEST BAND INSTRUMENT SERV.
4	413284	Clear	\$450.00	12/13/11	09029	0	MN ACADEMY OF SCIENCE
4	413285	Clear	\$70.00	12/13/11	22324	0	MULTILINGUAL WORD, INC.
4	413286	Clear	\$2,303.63	12/13/11	27783	1	NAVIANCE, INC.
4	413287	Clear	\$397.50	12/13/11	03091	4	NCS PEARSON INC
4	413288	Clear	\$59.00	12/13/11	00000	228	NILSSON, ROBIN
4	413289	Clear	\$380.00	12/13/11	21620	0	OAK RIDGE CONFERENCE CENTER
4	413290	Clear	\$62.00	12/13/11	00000	8730	PALM, JOANN
4	413291	Clear	\$120.00	12/13/11	24879	0	PEREZ, MELISSA M.
4	413292	Clear	\$138.64	12/13/11	25822	0	PRIOR LAKE, CITY OF
4	413293	Clear	\$3,415.15	12/13/11	03369	0	SEXTON PRINTING
4	413294	Clear	\$133.44	12/13/11	03472	2	SHIFFLER EQUIPMENT SALES INC
4	413295	Clear	\$37,332.00	12/13/11	02978	0	SOLUTION TREE
4	413296	Unissued	\$0.00	12/13/11	02978	0	SOLUTION TREE
4	413297	Unissued	\$0.00	12/13/11	02978	0	SOLUTION TREE
4	413298	Unissued	\$0.00	12/13/11	02978	0	SOLUTION TREE
4	413299	Unissued	\$0.00	12/13/11	02978	0	SOLUTION TREE
4	413300	Unissued	\$0.00	12/13/11	02978	0	SOLUTION TREE
4	413301	Unissued	\$0.00	12/13/11	02978	0	SOLUTION TREE
4	413302	Clear	\$945.00	12/13/11	21396	0	STAFF DEVELOPMENT FOR EDUCATORS (SDE)
4	413303	Clear	\$119.34	12/13/11	00497	1	TIME FOR KIDS
4	413304		\$11,556.50	12/13/11	21008	0	TLC SPECIAL TRANSPORTATION
4	413305	Unissued	\$0.00	12/13/11	21008	0	TLC SPECIAL TRANSPORTATION
4	413306	Unissued	\$0.00	12/13/11	21008	0	TLC SPECIAL TRANSPORTATION
4	413307	Unissued	\$0.00	12/13/11	21008	0	TLC SPECIAL TRANSPORTATION
4	413308	Clear	\$8,487.32	12/13/11	04045	1	TRANE U.S. INC.
4	413309	Clear	\$7,933.43	12/13/11	03802	0	TRIO SUPPLY
4	413310	Unissued	\$0.00	12/13/11	03802	0	TRIO SUPPLY
4	413311	Clear	\$76.99	12/13/11	04172	0	UNITED PARCEL SERVICE
4	413312	Clear	\$29,249.61	12/13/11	04417	1	US FOODSERVICE
4	413313	Unissued	\$0.00	12/13/11	04417	1	US FOODSERVICE
4	413314	Unissued	\$0.00	12/13/11	04417	1	US FOODSERVICE
4	413315	Clear	\$59.00	12/13/11	00000	554	WEST, ROBIN
4	413316	Clear	\$102.59	12/13/11	03532	2	SCHMITT MUSIC
4	413317	Clear	\$948.44	12/13/11	04451	7	XEROX CORPORATION
4	413318	Clear	\$340.00	12/15/11	09426	0	ARNESON, AL
4	413319	Clear	\$600.00	12/15/11	27774	0	CUNNINGHAM, MICHAEL
4	413320	Clear	\$300.00	12/15/11	27775	0	LOWERTOWN GROUP, LLC
4	413321	Clear	\$630.00	12/16/11	26089	0	ADAGIO DJAY ENTERTAINMENT
4	413322	Clear	\$1,430.00	12/16/11	06890	2	ADVANTAGE EDUCATIONAL PROGRAMS LLC

Check Register Report

Bank Number	Check Number	Check Status	Check Amount	Check Date	Vendor Number	Vendor Address Number	Vendor Name
4	413323		\$60.00	12/16/11	27129	0	ALI, AMAAL
4	413324	Clear	\$1,551.00	12/16/11	22603	0	ALTERNATIVE BUSINESS FURNITURE, INC.
4	413325	Clear	\$236,658.73	12/16/11	27335	0	AMERICAN HEALTH RESOURCES
4	413326	Clear	\$692.00	12/16/11	27586	0	AMERICAN OFFICE PRODUCTS
4	413327	Clear	\$425.00	12/16/11	00778	0	ARMSTRONG, MAUREEN
4	413328	Clear	\$1,285.00	12/16/11	00098	0	ASCD
4	413329	Clear	\$502.65	12/16/11	04895	0	ASSOCIATION OF CLERICAL EMPLOYEES
4	413330	Clear	\$744.52	12/16/11	00386	1	BARNES & NOBLE INC
4	413331	Clear	\$1,834.02	12/16/11	26720	0	BLUE BELL ENTERPRISES, INC.
4	413332	Clear	\$1,046.73	12/16/11	27359	0	BOULDER NORDIC SPORT EAST
4	413333	Clear	\$207.00	12/16/11	26550	0	BRUNSWICK ZONE XL
4	413334	Clear	\$2,750.09	12/16/11	02519	0	CENTERPOINT ENERGY
4	413335	Clear	\$105.00	12/16/11	25919	0	CORDOVA-MORALES, LETICIA
4	413336	Clear	\$3,894.07	12/16/11	00809	0	DAKOTA ELECTRIC ASSOCIATION
4	413337	Clear	\$317.00	12/16/11	26702	0	DELTA MANAGEMENT ASSOCIATES, INC.
4	413338	Clear	\$770.00	12/16/11	09837	1	DEPARTMENT OF HUMAN SERVICES
4	413339	Clear	\$362.50	12/16/11	20524	0	DEWALD, RINA C.
4	413340	Clear	\$87.75	12/16/11	23099	0	DEX MEDIA EAST, INC
4	413341		\$400.00	12/16/11	22061	0	DISTRIBUTED WEBSITE CORPORATION
4	413342	Clear	\$220.00	12/16/11	27882	0	DX JUDGES ASSOCIATION
4	413343	Clear	\$29.97	12/16/11	00889	1	ELSMORE AQUATIC
4	413344	Clear	\$149.00	12/16/11	05130	1	FRED PRYOR SEMINARS
4	413345	Clear	\$329.00	12/16/11	27011	0	GLAZIER CLINICS
4	413346	Clear	\$228.00	12/16/11	27604	0	GREAT LAKES HIGHER EDUCATION CORPORATIO
4	413347	Clear	\$645.85	12/16/11	07390	0	GREATER TWIN CITIES UNITED WAY
4	413348	Clear	\$101.00	12/16/11	20324	1	GURSTEL,STALOCH & CHARGO PA
4	413349	Clear	\$177.00	12/16/11	21252	0	HARMER, MARY
4	413350	Clear	\$60.00	12/16/11	26803	0	HASSAN, RAHMA
4	413351	Clear	\$1,717.43	12/16/11	09318	1	HILLYARD INC - MINNEAPOLIS
4	413352	Clear	\$413.14	12/16/11	26918	0	IMB DISTRIBUTION
4	413353	Clear	\$3,022.00	12/16/11	24335	0	IND. SCHOOL DIST. 8492
4	413354	Clear	\$107.45	12/16/11	02483	0	INTEGRA TELECOM
4	413355	Clear	\$14,992.71	12/16/11	09327	0	INTERMEDIATE SCHOOL DISTRICT 917
4	413356	Clear	\$80.00	12/16/11	26825	0	ITH, VANTHUON
4	413357	Clear	\$119.00	12/16/11	03003	2	J.W. PEPPER & SON INC.
4	413358	Clear	\$150.00	12/16/11	00016	2029	JELLINSKI, LORI
4	413359	Clear	\$319.00	12/16/11	27915	0	JEN'S VENDING REPAIR & SALES
4	413360	Clear	\$160.00	12/16/11	00000	5888	KAPPEL, TAMMY
4	413361	Clear	\$300.00	12/16/11	26743	0	KIDCREATE STUDIO
4	413362	Clear	\$29.95	12/16/11	20671	0	MAILBOX
4	413363		\$48.00	12/16/11	27414	0	MARKEE, TIM

Check Register Report

Bank Number	Check Number	Check Status	Check Amount	Check Date	Vendor Number	Vendor Address Number	Vendor Name
4	413364	Clear	\$46.00	12/16/11	27523	0	MARX, JAMES PATRICK
4	413365	Clear	\$100.00	12/16/11	24960	0	MCCABE, ED
4	413366	Clear	\$350.00	12/16/11	02538	0	MESPA
4	413367	Clear	\$163.00	12/16/11	23866	0	MESSERLI & KRAMER PA
4	413368	Clear	\$1,375.05	12/16/11	08118	0	METRO ATHLETIC SUPPLY
4	413369	Clear	\$1,370.00	12/16/11	27547	1	MINNESOTA OFFICE TECHNOLOGY GROUP
4	413370	Clear	\$24.99	12/16/11	01706	21	MN DEPT OF REVENUE
4	413371	Clear	\$72.00	12/16/11	21533	0	MOSCA, JEFF
4	413372	Clear	\$227.50	12/16/11	22324	0	MULTILINGUAL WORD, INC.
4	413373	Clear	\$6.02	12/16/11	03519	0	NAPA AUTO PARTS
4	413374	Clear	\$50.00	12/16/11	25460	0	NELLIGAN, ROYCE
4	413375	Clear	\$449.44	12/16/11	01197	1	NEXT DAY GOURMET
4	413376	Clear	\$828.50	12/16/11	26799	0	NICKLASSON ATHLETIC COMPANY INC
4	413377	Clear	\$83.38	12/16/11	27912	0	ODOM, JAKE
4	413378	Clear	\$137.49	12/16/11	02489	1	OFFICE DEPOT COMPANY
4	413379	Clear	\$1,480.16	12/16/11	06477	0	OFFICE OF ENTERPRISE TECHNOLOGY
4	413380	Clear	\$12,553.37	12/16/11	21596	0	ORIGINS
4	413381		\$21.20	12/16/11	00001	1227	PENKERT, ANGELINA
4	413382	Clear	\$594.54	12/16/11	03219	1	PEPSI-COLA COMPANY
4	413383		\$78.00	12/16/11	25014	0	PODRATZ, JERRY
4	413384	Clear	\$100.00	12/16/11	06693	0	POWELL, MALINDA
4	413385	Clear	\$9.99	12/16/11	07235	0	REALLY GOOD STUFF
4	413386	Clear	\$43.50	12/16/11	27301	0	RIGGS, BRITTA
4	413387		\$118.00	12/16/11	24785	0	ROCK, KEITH
4	413388	Clear	\$64.00	12/16/11	25487	0	RUD, RICK
4	413389	Clear	\$350.00	12/16/11	26126	0	SANDINO, JEFF
4	413390	Clear	\$72.00	12/16/11	22484	0	SARGENT, KEN
4	413391	Clear	\$1,627.50	12/16/11	20491	0	SAVAGE, DAWN
4	413392	Clear	\$292.43	12/16/11	03532	2	SCHMITT MUSIC
4	413393	Clear	\$362.80	12/16/11	03196	12	SCHOLASTIC INC
4	413394	Clear	\$156.00	12/16/11	27592	0	SCHUMACHER, JEFFREY
4	413395	Clear	\$18,771.00	12/16/11	23848	0	SFM
4	413396	Clear	\$6,278.00	12/16/11	03587	1	SIMPLEX GRINNELL
4	413397	Clear	\$960.00	12/16/11	03413	0	SOUTH METRO SPORTS
4	413398		\$100.00	12/16/11	27913	0	SPANGLER, ANNA
4	413399	Clear	\$220.00	12/16/11	02683	0	SPANGLER, JOHN
4	413400	Clear	\$20.00	12/16/11	00016	2281	STEADERMAN, CHARLES
4	413401	Clear	\$212.00	12/16/11	26893	0	STEWART, ZLIMEN & JUNGERS, LTD.
4	413402	Clear	\$200.00	12/16/11	21898	0	STINGER, ELLEN
4	413403	Clear	\$48.00	12/16/11	27914	0	STIYER, MARK
4	413404		\$120.00	12/16/11	27911	0	SZYMANSKI, RYAN

Check Register Report

Bank Number	Check Number	Check Status	Check Amount	Check Date	Vendor Number	Vendor Address Number	Vendor Name
4	413405	Clear	\$90.00	12/16/11	25781	0	TAPIA, FRANCIS
4	413406	Clear	\$80.18	12/16/11	23331	1	TEACHERS DISCOUNT
4	413407	Clear	\$5,720.79	12/16/11	08203	1	TIES
4	413408	Clear	\$120.00	12/16/11	25091	0	TOLKINEN, TOM
4	413409	Clear	\$79.22	12/16/11	04060	0	TRANS-MISSISSIPPI BIOLOGICAL SUPPLY
4	413410	Clear	\$935.00	12/16/11	27819	0	U.S. BANCORP EQUIPMENT FINANCE, INC.
4	413411	Clear	\$163.28	12/16/11	23463	7	UNITED STATES TREASURY
4	413412	Clear	\$10,244.48	12/16/11	04417	1	US FOODSERVICE
4	413413	Unissued	\$0.00	12/16/11	04417	1	US FOODSERVICE
4	413414	Clear	\$78.00	12/16/11	26996	0	VOGEL, CORY
4	413415	Clear	\$11,497.86	12/16/11	02776	0	XCEL ENERGY
4	413416		\$120.00	12/22/11	26310	0	ADEM, ABDULRAHMAN A.
4	413417	Clear	\$1,595.75	12/22/11	26795	1	ALLIED PROFESSIONALS, INC.
4	413418	Clear	\$2,431.06	12/22/11	26245	1	AUDIO LOGIC PRO SOUND, LLC
4	413419	Clear	\$36.00	12/22/11	21633	1	AUTISM ASPERGER PUBLISHING COMPANY
4	413420	Clear	\$479.60	12/22/11	22108	0	AYAQUICA, SHERI
4	413421	Clear	\$3,320.00	12/22/11	27679	0	BENEFITFOCUS.COM, INC.
4	413422	Clear	\$399.50	12/22/11	03931	0	BERRY COFFEE COMPANY
4	413423	Clear	\$122.50	12/22/11	23673	0	BOLKE, JEANNE
4	413424		\$110.00	12/22/11	00673	0	BURNSVILLE, CITY OF
4	413425	Clear	\$240.00	12/22/11	27484	0	CLARK, KATHLEEN
4	413426	Clear	\$47.12	12/22/11	26565	1	COMCAST
4	413427		\$1,153.62	12/22/11	03866	0	CONTINENTAL CLAY COMPANY
4	413428	Clear	\$60.00	12/22/11	25919	0	CORDOVA-MORALES, LETICIA
4	413429		\$84.32	12/22/11	01016	2	DAKOTA COUNTY PROPERTY TAXATION & RECORDS
4	413430		\$120.00	12/22/11	20524	0	DEWALD, RINA C.
4	413431	Clear	\$107.97	12/22/11	09859	1	DISCOUNT SCHOOL SUPPLY
4	413432		\$150.00	12/22/11	27895	0	EBELING, LINDA
4	413433	Clear	\$126.00	12/22/11	09272	2	ECM PUBLISHERS, INC.
4	413434	Clear	\$105.00	12/22/11	27918	0	EGAN, STERLING
4	413435	Clear	\$888.00	12/22/11	01078	0	ELECTRO WATCHMAN, INC.
4	413436	Clear	\$584.00	12/22/11	27652	0	ELITE GYMNASTICS ACADEMY
4	413437		\$55.80	12/22/11	E7363	0	ESTATE OF LORETTA ANDERSON
4	413438	Clear	\$50.00	12/22/11	02995	0	FAST SIGNS
4	413439		\$692.80	12/22/11	03328	0	FIRST STUDENT, INC.
4	413440	Clear	\$90.00	12/22/11	07144	0	GAGNON PIANO SERVICE
4	413441	Clear	\$820.46	12/22/11	01458	1	GOPHER
4	413442		\$460.00	12/22/11	23312	0	GORNY, MICHELE
4	413443		\$122.50	12/22/11	23674	0	HAGEN, KRISTIE

Check Register Report

Bank Number	Check Number	Check Status	Check Amount	Check Date	Vendor Number	Vendor Address Number	Vendor Name
4	413444	Clear	\$180.00	12/22/11	26803	0	HASSAN, RAHMA
4	413445	Clear	\$28,593.85	12/22/11	24130	0	HASTINGS CO-OP CREAMERY
4	413446	Clear	\$27.55	12/22/11	00000	5474	HILL, TRACEY
4	413447	Clear	\$54.00	12/22/11	24067	0	JOHNSON, DENNIS
4	413448	Clear	\$1,534.25	12/22/11	08356	1	KENNEDY & GRAVEN, CHARTERED
4	413449		\$35.00	12/22/11	00016	498	KUCERA, JAMES
4	413450		\$8,330.94	12/22/11	27751	0	LABRECHE
4	413451	Clear	\$2,983.00	12/22/11	27907	0	LANDRUM DOBBINS, LLC
4	413452		\$131.00	12/22/11	27919	0	LANGLEY, KRISTINE
4	413453	Clear	\$72.00	12/22/11	07719	0	LEIGHTON, TIM
4	413454	Clear	\$80.00	12/22/11	26884	0	LEVY, RACHEL S.
4	413455	Clear	\$105.00	12/22/11	09971	0	LILLEMOEN, JON
4	413456	Clear	\$191.00	12/22/11	24253	0	LOFFLER COMPANIES, INC.
4	413457	Clear	\$1,126.00	12/22/11	23911	1	LSI CORPORATION OF AMERICA, INC.
4	413458	Clear	\$440.00	12/22/11	03412	0	MERZER, SHEILA M.A.L.P.
4	413459	Clear	\$459.25	12/22/11	08118	0	METRO ATHLETIC SUPPLY
4	413460		\$100.00	12/22/11	26315	1	METRO COMMUNITY ED. DIRECTORS ASSN.
4	413461	Clear	\$1,000.00	12/22/11	08865	14	METRO ECSU
4	413462		\$139.00	12/22/11	08532	1	MN COUNCIL ON FAMILY RELATIONS
4	413463	Clear	\$404.00	12/22/11	26466	0	MN HIGHWAY SAFETY & RESEARCH CENTER
4	413464	Clear	\$407.25	12/22/11	22324	0	MULTILINGUAL WORD, INC.
4	413465	Clear	\$180.00	12/22/11	24243	0	MUNOZ, MARIBEL
4	413466	Clear	\$3,855.37	12/22/11	04476	0	NATIONAL TREASURE KUNG FU INC
4	413467	Clear	\$421.20	12/22/11	27422	0	NETWORK DESIGN, INC.
4	413468	Clear	\$1,475.65	12/22/11	26799	0	NICKLASSON ATHLETIC COMPANY INC
4	413469	Clear	\$162.00	12/22/11	21664	0	NUTRITIONAL WEIGHT & WELLNESS
4	413470		\$1,346.59	12/22/11	06477	0	OFFICE OF ENTERPRISE TECHNOLOGY
4	413471	Clear	\$4,608.00	12/22/11	21081	0	ON CALL CLINICIANS
4	413472	Clear	\$147.10	12/22/11	25300	1	ORANGE TREE EMPLOYMENT SCREENING
4	413473	Clear	\$420.00	12/22/11	24879	0	PEREZ, MELISSA M.
4	413474	Clear	\$1,168.92	12/22/11	03055	4	PITNEY BOWES
4	413475	Clear	\$222.73	12/22/11	05511	0	RED WING SHOE STORE
4	413476	Clear	\$13,106.84	12/22/11	09329	1	REGENTS OF THE UNIVERSITY OF MINNESOTA
4	413477	Clear	\$43,919.75	12/22/11	20099	0	RELIASTAR LIFE INSURANCE COMPANY
4	413478	Clear	\$667.70	12/22/11	20099	1	RELIASTAR LIFE INSURANCE COMPANY
4	413479		\$190.80	12/22/11	26365	0	SCHENCK, MELISSA
4	413480	Clear	\$80.55	12/22/11	03532	2	SCHMITT MUSIC
4	413481		\$560.00	12/22/11	25227	0	SHAW, STACY
4	413482	Clear	\$30.00	12/22/11	27563	0	SHRED RIGHT

Check Register Report

Bank Number	Check Number	Check Status	Check Amount	Check Date	Vendor Number	Vendor Address Number	Vendor Name
4	413483		\$580.00	12/22/11	25672	0	SPECIAL DELIVERY OF MINNESOTA, INC
4	413484	Clear	\$72.50	12/22/11	26874	0	SWAGGER, CHE
4	413485		\$563.37	12/22/11	22640	0	SYLVAN-MN LEARNING CENTER
4	413486	Clear	\$361.06	12/22/11	04417	1	US FOODSERVICE
4	413487	Clear	\$2,782.00	12/22/11	23906	1	WEST METRO EDUCATION PROGRAM
4	413488	Clear	\$250.00	12/22/11	26087	0	WEST, STEPHEN
4	413489	Clear	\$19,223.47	12/22/11	27490	0	XEROX FINANCIAL SERVICES LLC
4	413490		\$210.00	12/22/11	24245	0	YOUTH ENRICHMENT LEAGUE
4	413491		\$81.20	12/23/11	27125	0	ALLEN, DARIEL J.
4	413492	Clear	\$25.00	12/23/11	00016	2282	ALYEA, LORI
4	413493	Clear	\$6,013.30	12/23/11	26720	0	BLUE BELL ENTERPRISES, INC.
4	413494	Clear	\$2,443.88	12/23/11	22417	0	BRADSHAW AXT, CAROLYN
4	413495		\$304.00	12/23/11	09972	0	BUCK HILL, INC.
4	413496	Clear	\$1,500.00	12/23/11	05368	0	BURGESON, NANCY
4	413497		\$135.39	12/23/11	00673	11	BURNSVILLE, CITY OF
4	413498	Clear	\$372.00	12/23/11	26409	0	BUTLER, VINCENT
4	413499	Clear	\$105.00	12/23/11	27922	0	CALLAHAN, ROSS
4	413500	Clear	\$864.50	12/23/11	26648	0	CANETTI-FERNANDES, MONICA
4	413501	Clear	\$200.00	12/23/11	24793	1	DISCOVERY KIDS, LLC
4	413502		\$6,000.00	12/23/11	22061	0	DISTRIBUTED WEBSITE CORPORATION
4	413503		\$1,200.00	12/23/11	26551	1	EAGLES WINGS CAREER PREP.& WORKFORCE LLC
4	413504	Clear	\$4,459.93	12/23/11	02333	1	EARTHGRAINS CO.
4	413505	Clear	\$217.60	12/23/11	27652	0	ELITE GYMNASTICS ACADEMY
4	413506	Clear	\$180.00	12/23/11	07144	0	GAGNON PIANO SERVICE
4	413507	Clear	\$395.00	12/23/11	21252	0	HARMER, MARY
4	413508	Clear	\$144.00	12/23/11	20523	0	JONES, SCOTT
4	413509	Clear	\$4,375.00	12/23/11	27556	1	KDV TECHNOLOGY & CONSULTING SERVICES INC
4	413510	Clear	\$77,004.53	12/23/11	27633	0	KELLY SERVICES, INC.
4	413511		\$40.00	12/23/11	08865	13	METRO ECSU
4	413512	Clear	\$14,377.24	12/23/11	03029	1	MINNESOTA ENERGY RESOURCES CORPORATION
4	413513	Clear	\$125.00	12/23/11	03164	0	MN MUSIC EDUCATORS ASSOCIATION
4	413514	Clear	\$39.60	12/23/11	20125	2	PREMIER AGENDAS
4	413515		\$49.00	12/23/11	24681	0	PROFESSIONAL WIRELESS COMMUNICATIONS
4	413516	Clear	\$227.20	12/23/11	25562	0	SACHS, ALICE
4	413517		\$315.00	12/23/11	22556	0	THURSTIN, ERIC
4	413518	Clear	\$15,080.00	12/23/11	08595	0	UNIVERSITY OF MINNESOTA-TUITION
4	413519	Clear	\$2,820.00	12/23/11	24793	0	WATCH ME DRAW! LLC
4	413520		\$420.00	12/23/11	24245	0	YOUTH ENRICHMENT LEAGUE
4	413521		\$668.83	01/01/12	05588	0	ACE HARDWARE & PAINT

Check Register Report

Bank Number	Check Number	Check Status	Check Amount	Check Date	Vendor Number	Vendor Address Number	Vendor Name
4	413522		\$175.00	01/01/12	26303	0	ALL FURNITURE, INC.
4	413523		\$320.00	01/01/12	00216	1	ALPHA VIDEO & AUDIO, INC.
4	413524		\$194.08	01/01/12	01365	0	AMERIPRIDE LINEN AND APPAREL SERVICES
4	413525	Unissued	\$0.00	01/01/12	01365	0	AMERIPRIDE LINEN AND APPAREL SERVICES
4	413526		\$648.00	01/01/12	27893	1	APEX LAMPS
4	413527		\$1,100.00	01/01/12	05941	1	ASPEN EQUIPMENT CO.
4	413528		\$143.82	01/01/12	00386	1	BARNES & NOBLE INC
4	413529		\$891.00	01/01/12	20362	2	BENCHMARK EDUCATION COMPANY
4	413530		\$228.00	01/01/12	25425	0	BERRY BLENDZ
4	413531		\$298.45	01/01/12	03931	0	BERRY COFFEE COMPANY
4	413532		\$7,431.73	01/01/12	00477	0	BIX PRODUCE COMPANY
4	413533	Unissued	\$0.00	01/01/12	00477	0	BIX PRODUCE COMPANY
4	413534	Unissued	\$0.00	01/01/12	00477	0	BIX PRODUCE COMPANY
4	413535	Unissued	\$0.00	01/01/12	00477	0	BIX PRODUCE COMPANY
4	413536		\$3,531.01	01/01/12	06201	1	C L BENSEN COMPANY, INC.
4	413537		\$559.97	01/01/12	20289	1	CDW GOVERNMENT, INC.
4	413538		\$98.00	01/01/12	25513	1	CHURCH OFFSET PRINTING, INC.
4	413539		\$179.40	01/01/12	27279	1	COLE PAPERS INC.
4	413540		\$1,019.10	01/01/12	00279	0	D.S.D., INC.
4	413541		\$300.00	01/01/12	01078	0	ELECTRO WATCHMAN, INC.
4	413542		\$16.64	01/01/12	23054	1	FASTENAL
4	413543		\$225.23	01/01/12	08698	1	FERGUSON ENTERPRISES # 1657
4	413544		\$4,009.14	01/01/12	26109	0	FIELD ENVIRONMENTAL CONSULTING, INC.
4	413545		\$10,804.88	01/01/12	03328	0	FIRST STUDENT, INC.
4	413546	Unissued	\$0.00	01/01/12	03328	0	FIRST STUDENT, INC.
4	413547	Unissued	\$0.00	01/01/12	03328	0	FIRST STUDENT, INC.
4	413548	Unissued	\$0.00	01/01/12	03328	0	FIRST STUDENT, INC.
4	413549	Unissued	\$0.00	01/01/12	03328	0	FIRST STUDENT, INC.
4	413550		\$238.03	01/01/12	01231	0	FLINN SCIENTIFIC, INC.
4	413551		\$558.36	01/01/12	01541	1	GENERAL PARTS, LLC
4	413552		\$115.30	01/01/12	24927	1	GOVCONNECTION, INC.
4	413553		\$1,508.29	01/01/12	21184	1	HEWLETT-PACKARD COMPANY
4	413554		\$4,361.44	01/01/12	09046	0	HI TECH REFRIGERATION
4	413555		\$13,636.62	01/01/12	09318	1	HILLYARD INC - MINNEAPOLIS
4	413556		\$179.70	01/01/12	05007	1	INNOVATIVE LEARNING CONCEPTS, INC.
4	413557		\$145.00	01/01/12	01994	0	J&R SCHOOL SUPPLIES, INC.
4	413558		\$2,286.00	01/01/12	01576	0	JAYTECH, INC.
4	413559		\$37.50	01/01/12	01134	0	JIM COOPERS TIRE & AUTO STORES
4	413560		\$322.25	01/01/12	08955	0	KELLEHER, HELMRICH AND ASSOCIATES
4	413561		\$7.44	01/01/12	27253	0	LANDS BEST FOODS LLC

Check Register Report

Bank Number	Check Number	Check Status	Check Amount	Check Date	Vendor Number	Vendor Address Number	Vendor Name
4	413562		\$791.30	01/01/12	26703	1	LASER PRODUCT TECHNOLOGIES
4	413563		\$3,189.60	01/01/12	27439	1	LEARNING A-Z
4	413564		\$132.80	01/01/12	20209	0	LEARNING ZONE EXPRESS
4	413565		\$586.35	01/01/12	02320	0	LINGUI SYSTEMS, INC.
4	413566		\$230.00	01/01/12	05077	0	LOCKSAFE, INC.
4	413567		\$107.95	01/01/12	27903	0	PEPPERCORN BOOKS
4	413568		\$1,810.89	01/01/12	25097	1	SCHOOL SPECIALTY INC
4	413569		\$127.20	01/01/12	25893	0	THINKING MAPS, INC.
4	413570		\$53.02	01/01/12	04060	0	TRANS-MISSISSIPPI BIOLOGICAL SUPPLY
4	413571		\$206.00	01/01/12	04037	1	TRIARCO ARTS & CRAFTS
4	413572		\$30.50	01/06/12	06215	0	AIRPORT TAXI, INC.
4	413573		\$65.90	01/06/12	22517	0	AMI IMAGING SYSTEMS, INC.
4	413574		\$220.00	01/06/12	00000	614	ANDEREGG, JESSICA
4	413575		\$277.86	01/06/12	27062	1	ANDYMARK, INC.
4	413576		\$600.00	01/06/12	27800	0	ANTHOLOGIE, LLC
4	413577		\$502.65	01/06/12	04895	0	ASSOCIATION OF CLERICAL EMPLOYEES
4	413578		\$550.00	01/06/12	00281	0	ASSOCIATION OF METROPOLITAN SCHOOL DIST
4	413579		\$72.00	01/06/12	20522	0	BLOCK, DAN
4	413580		\$355.00	01/06/12	27623	0	BROWN, ALASTAIR
4	413581		\$215.00	01/06/12	00712	1	BUREAU OF EDUCATION & RESEARCH
4	413582		\$355.00	01/06/12	00706	0	BURNSVILLE CHAMBER OF COMMERCE
4	413583		\$10,225.68	01/06/12	04226	0	BURNSVILLE, CITY OF
4	413584	Unissued	\$0.00	01/06/12	04226	0	BURNSVILLE, CITY OF
4	413585		\$72.00	01/06/12	23663	0	CANTONE, MIKE
4	413586		\$131.00	01/06/12	05041	0	CARROLL, JAMES
4	413587		\$4,899.89	01/06/12	02519	0	CENTERPOINT ENERGY
4	413588		\$1,722.94	01/06/12	02519	3	CENTERPOINT ENERGY SERVICES, INC.
4	413589		\$265.42	01/06/12	02781	5	CENTURYLINK
4	413590		\$72.00	01/06/12	27924	0	CONRAD, ISAIAH
4	413591		\$120.00	01/06/12	25919	0	CORDOVA-MORALES, LETICIA
4	413592		\$64.00	01/06/12	23540	0	CRUNSTEDT, BOB
4	413593		\$112.00	01/06/12	22013	0	CUSTOM WATER WORKS
4	413594		\$150.00	01/06/12	00906	1	DAKOTA COUNTY TECHNICAL COLLEGE
4	413595		\$317.00	01/06/12	26702	0	DELTA MANAGEMENT ASSOCIATES, INC.
4	413596		\$60.00	01/06/12	20524	0	DEWALD, RINA C.
4	413597		\$405.75	01/06/12	00930	1	DVS RENEWAL
4	413598		\$4,158.00	01/06/12	20041	1	EAGLE BLUFF ENVIRONMENTAL LEARNING CENTER
4	413599		\$3,056.00	01/06/12	09272	1	ECM DISTRIBUTION
4	413600		\$180.00	01/06/12	09272	2	ECM PUBLISHERS, INC.
4	413601		\$600.00	01/06/12	26262	0	EDUCATORS BENEFIT CONSULTANTS,

Check Register Report

Bank Number	Check Number	Check Status	Check Amount	Check Date	Vendor Number	Vendor Address Number	Vendor Name
							LLC
4	413602		\$50.00	01/06/12	24675	2	ELDER RESOURCE ASSOCIATION
4	413603		\$3,000.00	01/06/12	27889	0	FIRST
4	413604		\$35.00	01/06/12	00016	1780	FOUNDATION 191
4	413605		\$55.95	01/06/12	22344	0	FUTURE HORIZON, INC.
4	413606		\$150.00	01/06/12	00000	8872	GEMUENDEN, KARLA
4	413607		\$283.43	01/06/12	24927	1	GOVCONNECTION, INC.
4	413608		\$228.00	01/06/12	27604	0	GREAT LAKES HIGHER EDUCATION CORPORATIO
4	413609		\$645.85	01/06/12	07390	0	GREATER TWIN CITIES UNITED WAY
4	413610		\$250.00	01/06/12	08391	1	GROUP HEALTH INC.-WORKSITE
4	413611		\$100.00	01/06/12	20324	1	GURSTEL,STALOCH & CHARGO PA
4	413612		\$78.00	01/06/12	27505	0	HAGBERG, CRAIG
4	413613		\$300.00	01/06/12	26803	0	HASSAN, RAHMA
4	413614		\$1,540.27	01/06/12	07139	0	HASTINGS BUS COMPANY
4	413615		\$75.00	01/06/12	27925	0	HUGGETT, LUKE
4	413616		\$9.12	01/06/12	24274	1	INNOVATIVE OFFICE SOLUTIONS
4	413617		\$2,983.24	01/06/12	02483	0	INTEGRA TELECOM
4	413618		\$332.90	01/06/12	25195	0	IPROMOTEU, INC.
4	413619		\$144.00	01/06/12	01994	0	J&R SCHOOL SUPPLIES, INC.
4	413620		\$132.00	01/06/12	24067	0	JOHNSON, DENNIS
4	413621		\$6.41	01/06/12	27225	0	K&K EXPRESS, LLC
4	413622		\$53.00	01/06/12	23607	0	KENNEY, PATRICK
4	413623		\$54.00	01/06/12	03225	0	KORTE, STEVE
4	413624		\$17,045.00	01/06/12	02102	0	KRAUS-ANDERSON INS. AGENCY, INC.
4	413625		\$78.00	01/06/12	25577	0	KROUPA, MARCOS
4	413626		\$70.00	01/06/12	23777	0	LANGE, LINDA
4	413627		\$131.00	01/06/12	20596	0	LARSEN, RICK
4	413628		\$4,875.00	01/06/12	27322	1	LARSONALLEN LLP
4	413629		\$80.00	01/06/12	26282	0	LEE, WAI YEE
4	413630		\$225.00	01/06/12	24253	0	LOFFLER COMPANIES, INC.
4	413631		\$150.00	01/06/12	00016	2006	LUCZAK, THOMAS
4	413632		\$4,651.13	01/06/12	26241	0	M&E REALTY COMPANY
4	413633		\$67.50	01/06/12	06559	0	MATRIX COMMUNICATIONS, INC.
4	413634		\$420.00	01/06/12	25512	0	MAYER ARTS, INC.
4	413635		\$225.00	01/06/12	24960	0	MCCABE, ED
4	413636		\$163.00	01/06/12	23866	0	MESSERLI & KRAMER PA
4	413637		\$79.50	01/06/12	08118	0	METRO ATHLETIC SUPPLY
4	413638		\$70.00	01/06/12	08865	1	METRO ECSU
4	413639		\$105.00	01/06/12	27513	0	MICEK, NICKOLAS JAMES
4	413640		\$70.00	01/06/12	02522	0	MINNEAPOLIS INSTITUTE OF ARTS
4	413641		\$619.00	01/06/12	27547	1	MINNESOTA OFFICE TECHNOLOGY GROUP

Check Register Report

Bank Number	Check Number	Check Status	Check Amount	Check Date	Vendor Number	Vendor Address Number	Vendor Name
4	413642		\$400.00	01/06/12	26978	1	MOVIE LICENSING USA
4	413643		\$72.00	01/06/12	07432	0	MROZ, GORDON
4	413644		\$72.00	01/06/12	25938	0	MULDER, JOHN
4	413645		\$39.88	01/06/12	27927	0	MULLOY, CLARE
4	413646		\$717.00	01/06/12	22324	0	MULTILINGUAL WORD, INC.
4	413647		\$120.00	01/06/12	24243	0	MUNOZ, MARIBEL
4	413648		\$762.54	01/06/12	27783	1	NAVIANCE, INC.
4	413649		\$144.00	01/06/12	08769	0	NCPERS MINNESOTA
4	413650		\$227.89	01/06/12	25271	0	NDR CABLES AND NETWORKS, INC.
4	413651		\$69.00	01/06/12	27926	0	NSPA MEMBERSHIP
4	413652		\$1,604.52	01/06/12	06477	0	OFFICE OF ENTERPRISE TECHNOLOGY
4	413653		\$120.00	01/06/12	24879	0	PEREZ, MELISSA M.
4	413654		\$382.50	01/06/12	00016	2240	PIERSON & PIERSON, PLLP
4	413655		\$73.00	01/06/12	00001	1228	RANKE, ROSE
4	413656		\$212.00	01/06/12	26388	0	RAUSCH, STURM, ISRAEL, ENERSON & HORNIAK
4	413657		\$39.88	01/06/12	27301	0	RIGGS, BRITTA
4	413658		\$29.00	01/06/12	00000	615	ROLLING, SHIRLEY
4	413659		\$131.00	01/06/12	27928	0	RUSTAD, CHRIS
4	413660		\$1,596.24	01/06/12	09285	2	SAM'S CLUB DIRECT
4	413661		\$43.50	01/06/12	27929	0	SCHARBER, BRAD
4	413662		\$78.00	01/06/12	27930	0	SCHMIDT, ROBERT
4	413663		\$5.00	01/06/12	00016	2284	SCHNEIDER, JENNIFER
4	413664		\$6,910.42	01/06/12	07382	0	SCHOOL SERVICES EMPLOYEES LOCAL 284
4	413665		\$137.64	01/06/12	25097	1	SCHOOL SPECIALTY INC
4	413666		\$28.60	01/06/12	20504	1	SCHWAAB, INC.
4	413667		\$1,759.65	01/06/12	04683	0	SCOTT COUNTY TREASURER
4	413668		\$661.00	01/06/12	03587	1	SIMPLEX GRINNELL
4	413669		\$131.00	01/06/12	27931	0	SMITH, CLAYTON
4	413670		\$105.00	01/06/12	05140	0	SMREKAR, RON
4	413671		\$138.00	01/06/12	26921	0	SOUTH SUBURBAN CONFERENCE
4	413672		\$120.00	01/06/12	02683	0	SPANGLER, JOHN
4	413673		\$2,293.20	01/06/12	22020	0	SPHERION CORPORATION
4	413674		\$13,928.58	01/06/12	22640	0	SYLVAN-MN LEARNING CENTER
4	413675		\$94.00	01/06/12	26441	0	SYMANITZ, DAVID
4	413676		\$4,656.56	01/06/12	24234	0	TEAMWORKS INTERNATIONAL, INC.
4	413677		\$1,719.00	01/06/12	26627	0	THE PLAYS THE THING PRODUCTIONS
4	413678		\$4,010.00	01/06/12	08203	1	TIES
4	413679		\$300.00	01/06/12	08203	2	TIES
4	413680		\$12,202.00	01/06/12	21008	0	TLC SPECIAL TRANSPORTATION
4	413681	Unissued	\$0.00	01/06/12	21008	0	TLC SPECIAL TRANSPORTATION
4	413682	Unissued	\$0.00	01/06/12	21008	0	TLC SPECIAL TRANSPORTATION

Check Register Report

Bank Number	Check Number	Check Status	Check Amount	Check Date	Vendor Number	Vendor Address Number	Vendor Name
4	413683	Unissued	\$0.00	01/06/12	21008	0	TLC SPECIAL TRANSPORTATION
4	413684		\$105.00	01/06/12	25091	0	TOLKINEN, TOM
4	413685		\$1,164.19	01/06/12	27819	0	U.S. BANCORP EQUIPMENT FINANCE, INC.
4	413686		\$153.28	01/06/12	23463	7	UNITED STATES TREASURY
4	413687		\$60.00	01/06/12	25837	0	WILLIAMS, REBECCA
4	413688		\$481.00	01/06/12	27654	0	WORLD STRIDES
4	413689		\$103.15	01/06/12	04451	10	XEROX CORPORATION
4	413690		\$1,196.15	01/06/12	27490	0	XEROX FINANCIAL SERVICES LLC
4	413691		\$1,348.75	01/10/12	09863	3	U.S. BANK
4	413692		\$886.43	01/13/12	25114	0	ALL PRO SOUND
4	413693		\$321.39	01/13/12	01365	0	AMERIPRIDE LINEN AND APPAREL SERVICES
4	413694	Unissued	\$0.00	01/13/12	01365	0	AMERIPRIDE LINEN AND APPAREL SERVICES
4	413695		\$24.75	01/13/12	03178	1	AQUA LOGIC, INC.
4	413696		\$998.82	01/13/12	00386	1	BARNES & NOBLE INC
4	413697		\$65.07	01/13/12	01253	1	BATTERIES PLUS
4	413698		\$570.00	01/13/12	25425	0	BERRY BLENDZ
4	413699		\$7,678.68	01/13/12	00477	0	BIX PRODUCE COMPANY
4	413700	Unissued	\$0.00	01/13/12	00477	0	BIX PRODUCE COMPANY
4	413701	Unissued	\$0.00	01/13/12	00477	0	BIX PRODUCE COMPANY
4	413702		\$439.93	01/13/12	00172	1	BLICK ART MATERIALS
4	413703		\$2,535.80	01/13/12	26720	0	BLUE BELL ENTERPRISES, INC.
4	413704		\$405.00	01/13/12	00673	0	BURNSVILLE, CITY OF
4	413705		\$324.34	01/13/12	06201	1	C L BENSEN COMPANY, INC.
4	413706		\$57.24	01/13/12	04122	1	CALCULATORS INC.
4	413707		\$66.36	01/13/12	20289	1	CDW GOVERNMENT, INC.
4	413708		\$1,988.54	01/13/12	25513	1	CHURCH OFFSET PRINTING, INC.
4	413709		\$98.94	01/13/12	00552	1	CONNEY SAFETY PRODUCTS
4	413710		\$891.74	01/13/12	25761	0	COSNEY CORPORATION
4	413711		\$129.00	01/13/12	00647	0	CROWN RENTAL, INC.
4	413712		\$30.00	01/13/12	23110	0	CUSTOM WELDING LLC
4	413713		\$601.88	01/13/12	00279	0	D.S.D., INC.
4	413714		\$554.83	01/13/12	00837	1	DEMCO, INC.
4	413715		\$573.07	01/13/12	09859	1	DISCOUNT SCHOOL SUPPLY
4	413716		\$88.98	01/13/12	27237	0	DR. DON'S BUTTONS
4	413717		\$257.03	01/13/12	01064	2	EARL F. ANDERSEN
4	413718		\$592.00	01/13/12	23645	0	ESTR PUBLICATIONS
4	413719		\$3,091.06	01/13/12	03328	0	FIRST STUDENT, INC.
4	413720	Unissued	\$0.00	01/13/12	03328	0	FIRST STUDENT, INC.
4	413721		\$340.91	01/13/12	01231	0	FLINN SCIENTIFIC, INC.
4	413722		\$6,960.05	01/13/12	23346	0	FLR SANDERS, INC.

Check Register Report

Bank Number	Check Number	Check Status	Check Amount	Check Date	Vendor Number	Vendor Address Number	Vendor Name
4	413723		\$4.00	01/13/12	24154	0	HEALTH COUNSELING SERVICES
4	413724		\$460.00	01/13/12	27890	0	HEIDI SONGS
4	413725		\$2,085.26	01/13/12	21184	1	HEWLETT-PACKARD COMPANY
4	413726		\$2,005.03	01/13/12	09046	0	HI TECH REFRIGERATION
4	413727		\$2,294.68	01/13/12	09318	1	HILLYARD INC - MINNEAPOLIS
4	413728		\$394.74	01/13/12	08148	0	HL CORPORATION
4	413729		\$215.48	01/13/12	04818	0	HORIZON COMMERCIAL POOL SUPPLY
4	413730		\$207.50	01/13/12	01994	0	J&R SCHOOL SUPPLIES, INC.
4	413731		\$274.46	01/13/12	01576	0	JAYTECH, INC.
4	413732		\$142.50	01/13/12	27253	0	LANDS BEST FOODS LLC
4	413733		\$1,203.90	01/13/12	05077	0	LOCKSAFE, INC.
4	413734		\$100.00	01/13/12	24253	0	LOFFLER COMPANIES, INC.
4	413735		\$1,693.24	01/13/12	02196	0	MACKIN EDUCATIONAL RESOURCES
4	413736		\$89.92	01/13/12	20328	0	MATERIALS PROCESSING CORPORATION
4	413737		\$193.23	01/13/12	04434	2	MCGRAW-HILL CO.
4	413738		\$43.78	01/13/12	02999	2	MCM ELECTRONICS
4	413739		\$315.00	01/13/12	22385	0	METRO TRANSIT
4	413740		\$2,000.00	01/13/12	02491	0	MIDWEST BAND INSTRUMENT SERV.
4	413741		\$341.10	01/13/12	02526	0	MN CLAY USA
4	413742		\$512.36	01/13/12	03519	0	NAPA AUTO PARTS
4	413743		\$423.36	01/13/12	03091	4	NCS PEARSON INC
4	413744		\$873.44	01/13/12	25372	4	NCS PEARSON INC
4	413745		\$40.98	01/13/12	27908	1	NEWMARK LEARNING
4	413746		\$3,872.20	01/13/12	20320	0	NORTHERN AIR CORPORATION
4	413747		\$6,470.67	01/13/12	02489	1	OFFICE DEPOT COMPANY
4	413748	Unissued	\$0.00	01/13/12	02489	1	OFFICE DEPOT COMPANY
4	413749	Unissued	\$0.00	01/13/12	02489	1	OFFICE DEPOT COMPANY
4	413750		\$1,221.64	01/13/12	26086	0	ORKIN COMMERCIAL SERVICES
4	413751		\$86.27	01/13/12	03123	0	PAPCO
4	413752		\$250.00	01/13/12	24681	0	PROFESSIONAL WIRELESS COMMUNICATIONS
4	413753		\$478.00	01/13/12	21744	0	QUALITY AIR MECHANICAL, INC.
4	413754		\$1,047.20	01/13/12	05008	0	READ NATURALLY
4	413755		\$378.46	01/13/12	21851	0	RED WING SHOE STORE
4	413756		\$6,335.42	01/13/12	27355	0	SAGE TECHNOLOGY GROUP, LLC
4	413757		\$108.00	01/13/12	03808	1	SCANTRON CORPORATION
4	413758		\$27.85	01/13/12	07124	0	SCHOOL NURSE SUPPLY
4	413759		\$800.17	01/13/12	25097	1	SCHOOL SPECIALTY INC
4	413760		\$695.83	01/13/12	23998	2	SUMMIT FACILITY & KITCHEN SERVICE
4	413761		\$1,875.00	01/13/12	22618	0	TEE JAY NORTH, INC.
4	413762		\$297.68	01/13/12	08186	0	TEXTBOOK WAREHOUSE, INC.
4	413763		\$721.86	01/13/12	25893	0	THINKING MAPS, INC.

Check Register Report

Bank Number	Check Number	Check Status	Check Amount	Check Date	Vendor Number	Vendor Address Number	Vendor Name
4	413764		\$1,727.00	01/13/12	00826	1	TIERNEY BROTHERS, INC.
4	413765		\$62.52	01/13/12	08203	1	TIES
4	413766		\$1,540.00	01/13/12	21184	4	TIES
4	413767		\$1,943.31	01/13/12	22123	1	TOTAL FILTRATION SERVICES, INC.
4	413768		\$366.92	01/13/12	04037	1	TRIARCO ARTS & CRAFTS
4	413769		\$4,318.11	01/13/12	03802	0	TRIO SUPPLY
4	413770		\$20,782.18	01/13/12	04417	1	US FOODSERVICE
4	413771	Unissued	\$0.00	01/13/12	04417	1	US FOODSERVICE
4	413772	Unissued	\$0.00	01/13/12	04417	1	US FOODSERVICE
4	413773	Unissued	\$0.00	01/13/12	04417	1	US FOODSERVICE
4	413774		\$86.75	01/13/12	04243	1	VIKING ELECTRIC SUPPLY, INC.
4	413775		\$1,250.00	01/13/12	04563	0	WENZEL PLYMOUTH PLUMBING
4	413776		\$330.00	01/13/12	04419	0	WESTERN PSYCHOLOGICAL SERVICES
Check Count	613	Grand Total	\$1,429,028.09				

Check Register Report

Bank Number	Check Number	Check Status	Check Amount	Check Date	Vendor Number	Vendor Address Number	Vendor Name
3	100588		\$28,789.09	12/09/11	09046	0	HI TECH REFRIGERATION
3	100589		\$2,598.96	12/23/11	03503	0	AMERICAN TIME & SIGNAL
3	100590		\$690.00	12/23/11	01078	0	ELECTRO WATCHMAN, INC.
3	100591		\$2,117.44	12/23/11	09318	1	HILLYARD INC - MINNEAPOLIS
3	100592		\$1,113.00	12/23/11	23911	1	LSI CORPORATION OF AMERICA, INC.
3	100593		\$5,000.00	12/23/11	26112	0	MIDWEST ASPHALT CORPORATION
3	100594		\$3,800.00	12/23/11	08308	0	SUNDE LAND SURVEYING, LLC.
3	100595		\$4,500.00	12/23/11	24601	0	TOTAL MECHANICAL SERVICES, INC.
Check Count	8	Grand Total	\$48,608.49				

Check Register Report

Bank Number	Check Number	Check Status	Check Amount	Check Date	Vendor Number	Vendor Address Number	Vendor Name
1	1004205		\$97.86	12/07/11	88888	13406	ALLEN, SUSAN M
1	1004206		\$94.42	12/07/11	88888	16318	ANDERSON, SARAH R
1	1004207		\$65.82	12/07/11	88888	7298	BRENNAN, CAROL ANN
1	1004208		\$131.54	12/07/11	88888	14963	BROADY, JOANNE
1	1004209		\$5.98	12/07/11	88888	7863	CASTLE, KATHERINE
1	1004210		\$30.20	12/07/11	88888	15074	CHAMERLIK, KAREN
1	1004211		\$15.99	12/07/11	88888	16356	CODDINGTON, LAURIE
1	1004212		\$10.00	12/07/11	88888	16356	CODDINGTON, LAURIE
1	1004213		\$17.42	12/07/11	88888	9786	COLLINS, LEANNE
1	1004215		\$393.39	12/07/11	88888	15717	COPELAND, ERIN C
1	1004216		\$77.00	12/07/11	88888	12806	CORBAY, STEPHANIE A
1	1004217		\$25.25	12/07/11	88888	5747	CORDAHL, AMBER
1	1004218		\$169.50	12/07/11	88888	17322	CZAPAR, KELLY N
1	1004219		\$22.20	12/07/11	88888	9940	ELVESTAD, JANET
1	1004220		\$87.91	12/07/11	88888	15993	FAUST, DANIELLE M
1	1004221		\$34.97	12/07/11	88888	17592	FLORES, ROSA
1	1004222		\$116.77	12/07/11	88888	4110	GOETZ, DEBORAH E
1	1004223		\$11.60	12/07/11	88888	17620	GREEN, EDWARD
1	1004224		\$33.42	12/07/11	88888	14219	GRIES, BRENDA J
1	1004225		\$59.92	12/07/11	88888	7923	GRISWOLD, CHERYL A
1	1004226		\$5.80	12/07/11	88888	9267	HOLDEN, MATTHEW J
1	1004227		\$659.60	12/07/11	88888	13202	HRIMNAK, SANDI J
1	1004228		\$71.04	12/07/11	88888	7047	JAEGER, JEAN M
1	1004229		\$94.30	12/07/11	88888	16004	JORGENSEN, SHANNON E
1	1004230		\$20.36	12/07/11	88888	10810	JOROENSEN, KATHLEEN A
1	1004231		\$60.32	12/07/11	88888	14751	KELLER, KATIE
1	1004232		\$12.00	12/07/11	88888	14479	KIBLER, JEANNE
1	1004233		\$199.00	12/07/11	88888	14479	KIBLER, JEANNE
1	1004234		\$111.23	12/07/11	88888	14479	KIBLER, JEANNE
1	1004235		\$361.87	12/07/11	88888	15691	KING, LAURIE J
1	1004236		\$34.70	12/07/11	88888	14147	KLINNERT, ELIZABETH
1	1004237		\$86.52	12/07/11	88888	15381	KRAL, MELISSA M
1	1004238		\$42.74	12/07/11	88888	16789	KRONABETTER, JULIE R
1	1004239		\$24.98	12/07/11	88888	14836	MACDONALD, POLLY G
1	1004240		\$162.00	12/07/11	88888	10819	MAIDMENT, LORI
1	1004241		\$160.18	12/07/11	88888	9629	MCKINNEY, MARGARET
1	1004242		\$333.00	12/07/11	88888	7268	MESARCHIK, MARY L
1	1004243		\$225.00	12/07/11	88888	15693	MEULEBROECK, SUSANNE
1	1004244		\$42.74	12/07/11	88888	15693	MEULEBROECK, SUSANNE
1	1004245		\$66.60	12/07/11	88888	15693	MEULEBROECK, SUSANNE
1	1004246		\$11.10	12/07/11	88888	17465	MILLER, LEXI M
1	1004247		\$53.64	12/07/11	88888	9501	MOSEY, PATRICIA

Check Register Report

Bank Number	Check Number	Check Status	Check Amount	Check Date	Vendor Number	Vendor Address Number	Vendor Name
1	1004248		\$23.31	12/07/11	88888	15112	NELSON, TARA A
1	1004249		\$74.37	12/07/11	88888	15112	NELSON, TARA A
1	1004250		\$54.83	12/07/11	88888	17003	OLSON, ANGELA JOY
1	1004251		\$16.99	12/07/11	88888	16645	PAVEK, BROOKE C
1	1004252		\$11.99	12/07/11	88888	12064	PETERSON, LAURA J
1	1004253		\$7.99	12/07/11	88888	12064	PETERSON, LAURA J
1	1004254		\$14.06	12/07/11	88888	16669	PETTINELLI, STEPHEN M
1	1004255		\$53.70	12/07/11	88888	17555	POSTHUMUS, ANNA J
1	1004256		\$34.97	12/07/11	88888	16999	RENKEN, CARISSA M
1	1004257		\$26.09	12/07/11	88888	16194	SCALZO, KRISTIN
1	1004258		\$49.20	12/07/11	88888	6855	SCHILLING, PAM A
1	1004259		\$59.00	12/07/11	88888	9355	SCHMID, CHERYL
1	1004260		\$153.46	12/07/11	88888	4356	SIMON, GLENN D.
1	1004261		\$108.86	12/07/11	88888	14619	SLATTERY, CARA
1	1004262		\$30.00	12/07/11	88888	14619	SLATTERY, CARA
1	1004263		\$45.90	12/07/11	88888	11808	SPODEN, ANNEMARIE
1	1004264		\$149.85	12/07/11	88888	16213	STAHLY, JANICE
1	1004265		\$141.53	12/07/11	88888	16213	STAHLY, JANICE
1	1004266		\$289.65	12/07/11	88888	6851	STEPHES, THOMAS J
1	1004267		\$72.61	12/07/11	88888	16021	STREET, CHERYL K
1	1004268		\$14.64	12/07/11	88888	17569	TAYLOR, WILLIE
1	1004269		\$31.08	12/07/11	88888	17161	WEATHERFORD, ANDREA M
1	1004270		\$28.65	12/07/11	88888	7076	WHITE-JARZYNA, SUSAN L
1	1004271		\$101.01	12/07/11	88888	15911	WILLSON, DAWN M
1	1004272		\$4.98	12/07/11	88888	11895	WITTENKELLER, JANE E
1	1004273		\$1,306.00	12/14/11	88888	17156	BOMSTA, LYLE J
1	1004274		\$358.92	12/14/11	88888	16894	BOUSU, MOLLIE J
1	1004275		\$15.21	12/14/11	88888	10290	BRADY, STEVE
1	1004276		\$225.00	12/14/11	88888	13411	BRINKMAN, CAROLE I
1	1004277		\$50.06	12/14/11	88888	13495	BROWN, CHRISTOPHER M
1	1004278		\$20.00	12/14/11	88888	15207	CRAFTON, JULIE A
1	1004279		\$100.00	12/14/11	88888	16946	DAHL, SABRINA LYNN
1	1004280		\$13.71	12/14/11	88888	17620	GREEN, EDWARD
1	1004281		\$106.56	12/14/11	88888	8309	HENDRIX, EUGENIA M
1	1004282		\$24.98	12/14/11	88888	8309	HENDRIX, EUGENIA M
1	1004283		\$94.29	12/14/11	88888	9394	HUEMOELLER, MICHAEL T
1	1004284		\$28.45	12/14/11	88888	8284	JEFFERS, LUCRETIA
1	1004285		\$29.62	12/14/11	88888	10293	JOOSTEN, NANCY
1	1004286		\$100.00	12/14/11	88888	14751	KELLER, KATIE
1	1004287		\$256.92	12/14/11	88888	274	KLATTE, JEAN H
1	1004288		\$37.13	12/14/11	88888	274	KLATTE, JEAN H
1	1004289		\$19.02	12/14/11	88888	14243	LAQUA, NANCY A

Check Register Report

Bank Number	Check Number	Check Status	Check Amount	Check Date	Vendor Number	Vendor Address Number	Vendor Name
1	1004290		\$26.75	12/14/11	88888	10819	MAIDMENT, LORI
1	1004291		\$28.45	12/14/11	88888	10819	MAIDMENT, LORI
1	1004292		\$77.37	12/14/11	88888	14187	MILLER, CHAD
1	1004293		\$492.83	12/14/11	88888	15046	MORRISSEY, KEVIN P
1	1004294		\$38.85	12/14/11	88888	16501	NESS, KAREN M
1	1004295		\$60.50	12/14/11	88888	16501	NESS, KAREN M
1	1004296		\$100.46	12/14/11	88888	13692	NIEMIEC, ALICIA
1	1004297		\$8.54	12/14/11	88888	16669	PETTINELLI, STEPHEN M
1	1004298		\$42.75	12/14/11	88888	7284	QUIRK, KATHLEEN
1	1004299		\$54.95	12/14/11	88888	16633	RANDALL, DANA M
1	1004300		\$61.35	12/14/11	88888	11689	SCHWAB, ANGELA M
1	1004301		\$20.00	12/14/11	88888	14316	SIMON, LYDIA
1	1004302		\$10.71	12/14/11	88888	14619	SLATTERY, CARA
1	1004303		\$138.65	12/14/11	88888	6874	STEAD, AMY JO
1	1004304		\$260.30	12/14/11	88888	6851	STEPHES, THOMAS J
1	1004305		\$27.11	12/14/11	88888	16046	STRAHOTA, SARA J
1	1004306		\$24.42	12/14/11	88888	17569	TAYLOR, WILLIE
1	1004307		\$235.18	12/14/11	88888	16543	WILLIAMS, ROXANNE J
1	1004308		\$81.46	12/14/11	88888	10972	WITTNEBEL, KATHY
1	1004309		\$68.55	12/21/11	88888	16377	ALEXON, BETH J
1	1004310		\$41.02	12/21/11	88888	11817	ALVEY, HEATHER
1	1004311		\$24.38	12/21/11	88888	8188	ANDERSON, SUZANNE E
1	1004312		\$35.12	12/21/11	88888	9569	ANDREWS, DONNA
1	1004313		\$15.38	12/21/11	88888	7839	BARNES, CHERISE C
1	1004314		\$78.23	12/21/11	88888	13666	BECKER, SARAH J
1	1004315		\$16.49	12/21/11	88888	6452	BERG, JANET
1	1004316		\$30.25	12/21/11	88888	4032	BIAGINI, LAURIE
1	1004317		\$7.94	12/21/11	88888	9960	BOEKHOFF, LYNETTE
1	1004318		\$559.90	12/21/11	88888	8725	BORNE, SUSAN R
1	1004319		\$14.00	12/21/11	88888	14963	BROADY, JOANNE
1	1004320		\$27.42	12/21/11	88888	12440	BURDICK, DAWN L
1	1004321		\$400.00	12/21/11	88888	16560	CLEGG, RANDALL B
1	1004322		\$167.00	12/21/11	88888	9786	COLLINS, LEANNE
1	1004323		\$115.00	12/21/11	88888	17584	DIGMAN, JULIE
1	1004324		\$7.19	12/21/11	88888	8217	DWIRE, MELINDA
1	1004325		\$22.86	12/21/11	88888	13256	FANDRICH, KARI M
1	1004326		\$157.75	12/21/11	88888	7941	FEIL, BEVERLEY A
1	1004327		\$216.36	12/21/11	88888	9689	FINN, FAY E
1	1004328		\$10.45	12/21/11	88888	15516	FRANK, SHARON M
1	1004329		\$169.72	12/21/11	88888	11357	GANDRUD, JENNIFER L
1	1004330		\$88.80	12/21/11	88888	7399	GILES, SHARI M THEIS
1	1004331		\$110.02	12/21/11	88888	16614	HAGEN, AIMEE E

Check Register Report

Bank Number	Check Number	Check Status	Check Amount	Check Date	Vendor Number	Vendor Address Number	Vendor Name
1	1004332		\$87.81	12/21/11	88888	17294	HAMILTON, ISAAC L
1	1004333		\$292.31	12/21/11	88888	16676	HARRIS, ANTWAN
1	1004334		\$76.32	12/21/11	88888	14594	HEWETT, THOMAS
1	1004335		\$46.51	12/21/11	88888	8255	HILL, KARI L
1	1004336		\$44.57	12/21/11	88888	12301	HJERMSTAD, HEATHER
1	1004337		\$21.87	12/21/11	88888	11154	JIRIK, JANE
1	1004338		\$4.44	12/21/11	88888	11154	JIRIK, JANE
1	1004339		\$17.70	12/21/11	88888	16428	JORDAN, ALLISON A
1	1004340		\$26.93	12/21/11	88888	10810	JOROENSEN, KATHLEEN A
1	1004341		\$94.85	12/21/11	88888	16188	KLOECKL, SARAH ANN
1	1004342		\$49.95	12/21/11	88888	7847	KOLSTAD, MICHELE M
1	1004343		\$74.39	12/21/11	88888	17324	MALONE, MEGGAN J
1	1004344		\$42.83	12/21/11	88888	12875	MATHEWS, STEPHANIE A
1	1004345		\$75.00	12/21/11	88888	14194	MAYERHOFER, TAMERA K
1	1004346		\$21.59	12/21/11	88888	14130	MCCROSKEY, SHARI
1	1004347		\$300.00	12/21/11	88888	11887	MCDEVITT, PAUL DAVID
1	1004348		\$115.00	12/21/11	88888	17601	MURPHY, SARAH L
1	1004349		\$21.49	12/21/11	88888	13693	NEAL, BRYENY B
1	1004350		\$99.89	12/21/11	88888	8627	ORTH, STEVEN D. R.
1	1004351		\$46.35	12/21/11	88888	8627	ORTH, STEVEN D. R.
1	1004352		\$587.60	12/21/11	88888	8627	ORTH, STEVEN D. R.
1	1004353		\$10.99	12/21/11	88888	13433	PAULSEN, KATHY MARIE
1	1004354		\$17.95	12/21/11	88888	7820	PAULY, LYNN L
1	1004355		\$173.16	12/21/11	88888	16013	PETERSON, JULIE A
1	1004356		\$174.27	12/21/11	88888	7339	PODRATZ, ANNE MARIE
1	1004357		\$17.01	12/21/11	88888	7284	QUIRK, KATHLEEN
1	1004358		\$115.00	12/21/11	88888	17609	REUVERS, MELISSA L
1	1004359		\$170.94	12/21/11	88888	15952	RISIUS, SUSAN L
1	1004360		\$18.87	12/21/11	88888	12294	RUMPZA, LAURIE
1	1004361		\$44.39	12/21/11	88888	8937	SAMPERS, CYNTHIA
1	1004362		\$160.00	12/21/11	88888	16133	SANDVIG, DEBORAH
1	1004363		\$10.32	12/21/11	88888	12335	SCHLICHTING, CATHERINE
1	1004364		\$99.22	12/21/11	88888	14484	SCHMEICHEL, LINDA
1	1004365		\$115.00	12/21/11	88888	17053	SCHROEDER, MICHELLE R
1	1004366		\$10.07	12/21/11	88888	6655	SHOGREN, CATHERINE J
1	1004367		\$12.49	12/21/11	88888	3567	SMITH, SALLY A
1	1004368		\$57.21	12/21/11	88888	8182	SMITH-LOSSIAH, SHARON KAY
1	1004369		\$39.96	12/21/11	88888	8182	SMITH-LOSSIAH, SHARON KAY
1	1004370		\$139.31	12/21/11	88888	14961	SPRY, KARIE
1	1004371		\$134.87	12/21/11	88888	16213	STAHLY, JANICE
1	1004372		\$26.58	12/21/11	88888	13437	SULLIVAN, JODI L

Check Register Report

Bank Number	Check Number	Check Status	Check Amount	Check Date	Vendor Number	Vendor Address Number	Vendor Name
1	1004373		\$115.00	12/21/11	88888	12027	SUTHERLAND, BOBBI LI
1	1004374		\$44.50	12/21/11	88888	10408	TAMASI, PHYLLIS
1	1004375		\$1,306.00	12/21/11	88888	14138	THOMPSON, SALOUA
1	1004376		\$115.00	12/21/11	88888	17453	WALLACE, JOY M
1	1004377		\$34.16	12/21/11	88888	11966	WEAR, LISA
1	1004378		\$68.82	12/21/11	88888	13905	WENDLING, PAULA L
1	1004379		\$39.41	12/21/11	88888	15662	WILSON, MICHELE L
1	1004380		\$37.97	12/21/11	88888	16232	WORKMAN, CAROLYN J
1	1004381		\$56.52	12/21/11	88888	16232	WORKMAN, CAROLYN J
1	1004382		\$23.48	01/04/12	88888	9746	ALBERTUS, CANDY J
1	1004383		\$63.00	01/04/12	88888	16318	ANDERSON, SARAH R
1	1004384		\$44.62	01/04/12	88888	17604	BEAUMONT, CYRENA J
1	1004385		\$217.82	01/04/12	88888	17523	BERNARD, DAVID
1	1004386		\$41.19	01/04/12	88888	11018	BARRETT, MARY LU
1	1004387		\$38.89	01/04/12	88888	9829	BONNEVILLE, JON G
1	1004388		\$209.98	01/04/12	88888	16983	BROVIAK, ERIN K
1	1004389		\$14.21	01/04/12	88888	9500	DEBRONSKY, ROBIN
1	1004390		\$184.42	01/04/12	88888	14969	DEMPSEY, JODI JEAN
1	1004391		\$25.13	01/04/12	88888	17545	DONAHUE, KARA
1	1004392		\$48.59	01/04/12	88888	8217	DWIRE, MELINDA
1	1004393		\$47.17	01/04/12	88888	9940	ELVESTAD, JANET
1	1004394		\$366.65	01/04/12	88888	11756	ERICKSON, CONSTANCE
1	1004395		\$30.62	01/04/12	88888	5682	FECKE, KAY L
1	1004396		\$602.18	01/04/12	88888	9689	FINN, FAY E
1	1004397		\$21.67	01/04/12	88888	17175	FUNSTON, KATHY L
1	1004398		\$42.83	01/04/12	88888	16614	HAGEN, AIMEE E
1	1004399		\$89.42	01/04/12	88888	17227	HINES, CARLONDREA D
1	1004400		\$116.44	01/04/12	88888	9267	HOLDEN, MATTHEW J
1	1004401		\$527.68	01/04/12	88888	13202	HRIMNAK, SANDI J
1	1004402		\$102.24	01/04/12	88888	14623	JOHNSHOY, JANET
1	1004403		\$45.57	01/04/12	88888	16004	JORGENSEN, SHANNON E
1	1004404		\$27.03	01/04/12	88888	16789	KRONABETTER, JULIE R
1	1004405		\$142.08	01/04/12	88888	17168	LINDHOLM, CHRISTOPHER D
1	1004406		\$22.48	01/04/12	88888	14836	MACDONALD, POLLY G
1	1004407		\$41.56	01/04/12	88888	6803	MACNAUGHTON, LAURA
1	1004408		\$12.59	01/04/12	88888	11378	MARO, JULIE A
1	1004409		\$372.63	01/04/12	88888	11828	MARSHALL, JEFFREY
1	1004410		\$18.00	01/04/12	88888	11887	MCDEVITT, PAUL DAVID
1	1004411		\$50.72	01/04/12	88888	8086	NEPSUND, JEFF L
1	1004412		\$54.95	01/04/12	88888	13692	NIEMIEC, ALICIA
1	1004413		\$22.49	01/04/12	88888	15962	NIESEN, ELIZABETH A
1	1004414		\$386.40	01/04/12	88888	14453	RHINEVAULT, LYNN

Check Register Report

Bank Number	Check Number	Check Status	Check Amount	Check Date	Vendor Number	Vendor Address Number	Vendor Name
1	1004415		\$25.98	01/04/12	88888	14453	RHINEVAULT, LYNN
1	1004416		\$122.10	01/04/12	88888	9670	ROBOLE, VICKI M
1	1004417		\$130.07	01/04/12	88888	14966	SIGSTAD, DANIELLE C
1	1004418		\$72.73	01/04/12	88888	14533	SLONEKER, ANGELA
1	1004419		\$23.99	01/04/12	88888	16213	STAHLY, JANICE
1	1004420		\$54.60	01/04/12	88888	17158	STRAWN, PAMELA J
1	1004421		\$122.10	01/04/12	88888	17158	STRAWN, PAMELA J
1	1004422		\$212.19	01/04/12	88888	16979	SYLVESTER, GREGORY
1	1004423		\$19.54	01/04/12	88888	17569	TAYLOR, WILLIE
1	1004424		\$24.42	01/04/12	88888	17569	TAYLOR, WILLIE
1	1004425		\$77.66	01/04/12	88888	8543	TOLLERUD, TERESA JO
Check Count	220	Grand Total	\$23,351.43				



Agenda II B-5
January 19, 2012

TO: Dr. Randall Clegg, Superintendent
FROM: Lisa K. Rider, Executive Director of Business Services
DATE: January 19, 2012
RE: Budget Analysis for the Month Ending December, 2011

RECOMMENDATION: That the Board accept the Budget Analysis for the month ending December 31, 2011

The December Budget Reports are presented for Board information and review. The reports indicate that year-to-date expenditures plus encumbrances in all funds total \$57,363,411.79 or 36.13% of the Adopted Budget. Year-to-date revenue in all funds total \$69,852,510.50 or 48.40% of the Revised Budget.

Additional financial reports and summaries are provided to allow monthly monitoring of the budget. With respect to Revenue, we are furnishing two reports:

Revenue Summary By Fund
Revenue Summary By Source

Four expenditure reports are included in the board packet as follows:

Expenditure Summary By Fund
Expenditure By Object
Expenditure By Program
Expenditure By Building

All of the reports show last year's actual figures, this year's budget and this year's activity to date. Additional detail is available upon request.

To assist the Board in monitoring monthly financial activity and to help identify budget-to-actual deviations, graphs have been developed as follows:

Cash and Investments By Month for Last year and Current year
General Fund Revenues Year-to-Date for Last year and Current year
All Funds Revenue Year-to-Date for Last year and Current year
General Fund Expenditures Year-to-Date for Last year and Current year
All Funds Expenditure Year-to-Date for Last year and Current year

All of the reports and graphs are presented on a monthly basis together with comments regarding identified deviations or unanticipated occurrences. I would be glad to answer any questions regarding these reports.

REPORT: EXPREV 003 REVENUES - SUMMARY BY FUND
 STATEMENT OF REVENUE
 DIST 0191 Burnsville-Eagan-Savage ISD191 ACCOUNTING PERIOD 12/01/11 TO 12/31/11

RUN: TUE 032712 09:55 PAGE 1

FD	PRIOR YEAR ACTUAL	REVIS	BUDGET	12/01/11	12/31/11	FISCAL YEAR 201107 RECEIVED THRU 12/31/11	REMAINING ON 12/31/11	PERCENT REMAINING
01 GENERAL	114,767,560.60	108,215,137	1,539,773.31	65,012,260.47			43,202,876.53	39.92 %
02 FOOD SERVICE	4,470,206.54	4,401,423	451,993.60	1,539,434.37			2,861,988.63	65.02 %
04 COMMUNITY SERVICE	6,533,763.04	5,978,778	261,797.69	2,425,878.81			3,552,899.19	59.42 %
06 CAPITAL PROJECTS	16,910,670.09	40,000	782.00	2,844.85			37,155.15	92.88 %
07 DEBT SERVICE	6,910,581.06	7,349,812	0.00	87,339.41			7,262,472.59	98.81 %
08 FLEX BENEFIT FUND	841,936.15	850,000	77,719.35	292,309.20			557,690.80	65.61 %
09 SCHOLARSHIP FUND	58,064.11	32,250	0.00	2,500.00			29,750.00	92.24 %
11 RHEAUME EDUCATIONAL FUND	6.93	50	0.00	0.00			50.00	100.00 %
12 K ROGERS SCHOLARSHIP	6.55	0	0.00	0.00			0.00	0.00 %
15 CAFE	117,893.09	115,000	10,861.61	49,849.21			65,150.79	56.65 %
20 ISF - DENTAL	898,012.39	961,500	0.00	0.00			961,500.00	100.00 %
21 ISF - POST RETIREMENT BENEFITS	1,150,250.75	1,157,500	0.00	0.00			1,157,500.00	100.00 %
22 ISF - HEALTH SELECT 105	15,348,336.77	15,503,000	0.00	0.00			15,503,000.00	100.00 %
25 OPEB REVOCABLE TRUST	947,880.15	1,205,000	84,393.26	439,781.73			765,218.27	63.50 %
47 POST EMPLOYMENT BENEFITS	1,634,512.19	1,662,320	0.00	0.00			1,662,320.00	100.00 %
*** REPORT TOTALS:	170,589,680.41	147,471,770	2,427,320.82	69,852,198.05			77,619,571.95	52.63 %

BURNSVILLE-EAGAN-SAVAGE

Independent School District 191

DISTRICT REVENUES

BY

SOURCE

WITHIN FUND

December, 2011

REPORT: EXPREV 134 REVENUES - SUMMARY SOURCE WITHIN FUND
 STATEMENT OF REVENUE
 DIST 0191 Burnsville-Eagan-Savage ISD191 ACCOUNTING PERIOD 12/01/11 TO 12/31/11

RUN: WED 032812 11:33 PAGE 1

ACCT STATUS: Active and Next Year Accts

ACCOUNT RANGES: 01 TO 99-999-999-999-999

SRC FD	PRIOR YEAR ACTUAL	REVISED BUDGET	12/01/11 TO 12/31/11	FISCAL YEAR 201107 RECEIVED THRU 12/31/11	REMAINING ON 12/31/11	PERCENT REMAINING
001 01	21,188,276.58	19,688,500	751,280.78	16,340,034.55	3,348,465.45	17.00 %
004	3,349.13	0	0.00	0.00	0.00	0.00 %
009	2,929,717.50	3,120,042	0.00	0.00	3,120,042.00	100.00 %
010	223,587.72	0	0.00	0.00	0.00	0.00 %
019	9,688.28	0	0.00	2,263.73	2,263.73-	0.00 %
020	8,132,867.68	8,100,000	0.00	0.00	8,100,000.00	100.00 %
021	175,477.09	0	8,522.60-	41,993.49	41,993.49-	0.00 %
050	570,634.46	0	33,626.91	259,768.21	259,768.21-	0.00 %
060	225,246.35	0	7,297.00	89,783.46	89,783.46-	0.00 %
071	210,788.56	220,000	24,918.02	124,272.66	95,727.34	43.51 %
092	20,594.06	20,500	1,371.09	3,812.55	16,687.45	81.40 %
093	166,728.38	170,000	23,066.00	80,818.76	89,181.24	52.45 %
096	283,139.74	250,000	3,964.12	92,527.92	157,472.08	62.98 %
099	673,823.34	632,000	75,229.03	347,941.04	284,058.96	44.94 %
201	292,499.04	0	0.00	155,163.62	155,163.62-	0.00 %
211	64,113,960.36	64,036,671	0.00	38,211,245.93	25,825,425.07	40.32 %
213	28,028.28	20,000	0.00	34,945.68	14,945.68-	74.72-%

REPORT: EXPREV 134 REVENUES - SUMMARY SOURCE WITHIN FUND
 STATEMENT OF REVENUE
 DIST 0191 Burnsville-Eagan-Savage ISD191 ACCOUNTING PERIOD 12/01/11 TO 12/31/11

RUN: WED 032812 11:33 PAGE 2

SRC FD	PRIOR YEAR ACTUAL	REVISED BUDGET	12/01/11 12/31/11	FISCAL YEAR 201107 RECEIVED THRU 12/31/11	REMAINING ON 12/31/11	PERCENT REMAINING
227 01	1,886.71	0	0.00	565.78	565.78-	0.00 %
227 ABATEMENT AID						
234 HOMESTEAD MKT VAL CREDIT	242,162.95	243,888	0.00	207,419.29	36,468.71	14.95 %
258 STATE-OTHER CREDITS	2,390.07	2,391	0.00	2,047.61	343.39	14.36 %
299 STATE AID ADJUSTMENT	8,132,867.68-	8,100,000-	0.00	0.00	8,100,000.00-	100.00 %
300 STATE AID & GRANTS	3,381,037.21	1,588,497	0.00	1,020,288.90	568,208.10	35.77 %
360 STATE-SPECIAL ED	12,416,066.26	11,647,569	0.00	5,910,636.56	5,736,932.44	49.25 %
369 REVENUE FR OTH ST AGENCIES	30,329.00	0	7,466.40	8,191.46	8,191.46-	0.00 %
370 MISC CFL/SBVTE	80,992.00	15,000	0.00	16,640.00	1,640.00-	10.93-%
400 FED AIDS & GRANTS	5,404,205.50	6,088,806	509,784.71	1,788,645.68	4,300,160.32	70.62 %
405 FED AID THRU OTHER AGENCIES	143,046.37	141,273	25,373.69	25,373.69	115,899.31	82.03 %
621 SALE OF MAT. PUR FOR RESALE	102,486.76	100,000	4,596.79	41,685.01	58,314.99	58.31 %
625 INSURANCE RECOVERY	1,847,418.90	230,000	80,321.37	206,194.89	23,805.11	10.35 %
*** 01 GENERAL	114,767,560.60	108,215,137	1,539,773.31	65,012,260.47	43,202,876.53	39.92 %

SRC FD	PRIOR YEAR ACTUAL	REVISED BUDGET	12/01/11 12/31/11	FISCAL YEAR 201107 RECEIVED THRU 12/31/11	REMAINING ON 12/31/11	PERCENT REMAINING
092 02 INTEREST	1,320.04	0	0.00	0.00	0.00	0.00 %
099 MISC LOCAL REVENUE	5,726.97	0	0.00	642.72	642.72-	0.00 %
319 STATE AID	170,730.85	152,911	20,244.69	55,435.89	97,475.11	63.74 %
400 FED AID & GRANTS	27,636.42	0	0.00	0.00	0.00	0.00 %
471 FEDERAL AID	284,966.69	203,700	16,943.46	77,947.70	125,752.30	61.73 %
472 FREE/REDUCED AID	1,263,322.34	1,304,197	178,142.34	458,599.65	845,597.35	64.83 %
473 COMMODITY CASH REBATES	91,206.87	80,000	0.00	8,335.32	71,664.68	89.58 %
474 COMMODITY DIST PROG	161,397.54	135,000	0.00	0.00	135,000.00	100.00 %
475 SPECIAL MILK PROGRAM	1,826.87	1,815	366.34	1,132.19	682.81	37.62 %
476 FED SCH BREAKFAST PRG	404,955.22	385,960	56,391.31	147,903.99	238,056.01	61.67 %
477 CASH IN LIEU/COMMODY	2,856.79	0	0.00	0.00	0.00	0.00 %
601 SALES TO PUPILS	1,945,202.55	2,041,298	174,994.35	763,114.65	1,278,183.35	62.61 %
606 SALES TO ADULTS	43,242.60	46,842	4,334.00	17,058.50	29,783.50	63.58 %
608 SPEC FUNCTION-FOOD	64,334.54	49,700	577.11	7,415.01	42,284.99	85.08 %
621 SALE SVCS/RESALE MAT	184.75	0	0.00	198.75	198.75-	0.00 %
622 SALE OF MATERIALS	245.50	0	0.00	800.00	800.00-	0.00 %
624 SALE OF EQUIPMENT	1,050.00	0	0.00	850.00	850.00-	0.00 %
*** 02 FOOD SERVICE	4,470,206.54	4,401,423	451,993.60	1,539,434.37	2,861,988.63	65.02 %

SRC FD	PRIOR YEAR ACTUAL	REVISED BUDGET	12/01/11 12/31/11	FISCAL YEAR 201107 RECEIVED THRU 12/31/11	REMAINING ON 12/31/11	PERCENT REMAINING
001 MAINTENANCE LEVY	815,359.18	969,935	0.00	0.00	969,935.00	100.00 %
004 TAX INCREMENT FINANCE - TIF	133.49	0	0.00	0.00	0.00	0.00 %
009 FISCAL DISPARITIES	113,924.48	0	0.00	0.00	0.00	0.00 %
019 MISC LOCAL TAXES	503.95	0	0.00	0.00	0.00	0.00 %
020 PROPERTY TAX SHIFT	474,436.90	474,437	0.00	0.00	474,437.00	100.00 %
040 TUITION FROM PATRONS	4,256,112.88	3,534,200	252,456.74	2,062,904.33	1,471,295.67	41.63 %
050 FEES	29,469.94	34,000	1,365.00	19,201.60	14,798.40	43.52 %
060 ADMISSIONS	2,607.85	2,750	0.00	1,112.20	1,637.80	59.55 %
092 INTEREST EARNINGS	1,088.97	5,000	0.00	0.00	5,000.00	100.00 %
093 RENT-SCHL FACILITIES	68,931.90	45,600	3,717.12	17,879.38	27,720.62	60.79 %
096 GIFTS & BEQUESTS	63,094.07	58,000	1,808.00	22,008.34	35,991.66	62.05 %
099 MISC LOCAL REVENUE	106,913.86	94,942	1,015.11	65,590.91-	160,532.91	169.08 %
227 ABATEMENT AID	202.34	0	0.00	60.58	60.58-	0.00 %
234 HOMESTEAD MKT VAL CREDIT	46,165.88	0	0.00	0.00	0.00	0.00 %
258 STATE-OTHER CREDITS	456.41	0	0.00	0.00	0.00	0.00 %
299 STATE AID ADJUSTMENT	474,436.90-	474,437-	0.00	0.00	474,437.00-	100.00 %
300 STATE-AID & GRANTS	854,913.31	823,753	0.00	328,282.72	495,470.28	60.14 %

SRC FD	PRIOR YEAR ACTUAL	REVISED BUDGET	12/01/11 12/31/11	FISCAL YEAR 201107 RECEIVED THRU 12/31/11	REMAINING ON 12/31/11	PERCENT REMAINING
301 04						
301 NONPUBLIC AID	110,939.42	124,610	0.00	27,743.68	96,866.32	77.73 %
400 FED AID & GRANTS	43,047.00	79,619	0.00	0.00	79,619.00	100.00 %
477 CASH IN LIEU/COMMODY	0.00	500	0.00	0.00	500.00	100.00 %
621 MAT PUR FOR RESALE	19,898.11	22,000	1,435.72	11,362.89	10,637.11	48.35 %
622 SALE OF MATERIALS	0.00	500	0.00	914.00	414.00-	82.80-%
649 TRANSFER FROM OTH FD	0.00	183,369	0.00	0.00	183,369.00	100.00 %
*** 04 COMMUNITY SERVICE	6,533,763.04	5,978,778	261,797.69	2,425,878.81	3,552,899.19	59.42 %

REPORT: EXPREV 134 REVENUES - SUMMARY SOURCE WITHIN FUND
 STATEMENT OF REVENUE
 DIST 0191 Burnsville-Eagan-Savage ISD191 ACCOUNTING PERIOD 12/01/11 TO 12/31/11

RUN: WED 032812 11:33 PAGE 6

SRC FD	PRIOR YEAR ACTUAL	REVISED BUDGET	12/01/11 12/31/11	FISCAL YEAR 201107 RECEIVED THRU 12/31/11	REMAINING ON 12/31/11	PERCENT REMAINING
092 06 INTEREST EARNINGS	6,743.64	40,000	782.00	2,844.85	37,155.15	92.88 %
631 SALE-CONSTRUCTION BONDS	16,903,926.45	0	0.00	0.00	0.00	0.00 %
*** 06 CAPITAL PROJECTS	16,910,670.09	40,000	782.00	2,844.85	37,155.15	92.88 %

REPORT: EXPREV 134 REVENUES - SUMMARY SOURCE WITHIN FUND
 STATEMENT OF REVENUE
 DIST 0191 Burnsville-Eagan-Savage ISD191 ACCOUNTING PERIOD 12/01/11 TO 12/31/11

RUN: WED 032812 11:33 PAGE 7

SRC FD	PRIOR YEAR ACTUAL	REVIS ED BUDGET	12/01/11 12/31/11	FISCAL YEAR 201107 RECEIVED THRU 12/31/11	REMAINING ON 12/31/11	PERCENT REMAINING
001 07						
001 MAINTENANCE LEVY	5,774,479.86	7,329,812	0.00	0.00	7,329,812.00	100.00 %
004 TAX INCREMENT FINANCE - TIF	590.54	0	0.00	0.00	0.00	0.00 %
009 FISCAL DISPARITIES	804,339.15	0	0.00	0.00	0.00	0.00 %
019 MISC LOCAL TAXES	2,229.45	0	0.00	0.00	0.00	0.00 %
092 INTEREST EARNINGS	1,600.37	20,000	0.00	0.00	20,000.00	100.00 %
234 HOMESTEAD MKT VAL CREDIT	325,325.81	0	0.00	86,129.75	86,129.75-	0.00 %
258 STATE-OTHER CREDITS	2,015.88	0	0.00	1,209.66	1,209.66-	0.00 %
*** 07 DEBT SERVICE	6,910,581.06	7,349,812	0.00	87,339.41	7,262,472.59	98.81 %

REPORT: EXPREV 134 REVENUES - SUMMARY SOURCE WITHIN FUND
 STATEMENT OF REVENUE
 DIST 0191 Burnsville-Eagan-Savage ISD191 ACCOUNTING PERIOD 12/01/11 TO 12/31/11

RUN: WED 032812 11:33 PAGE 8

SRC FD	PRIOR YEAR ACTUAL	REVISED BUDGET	12/01/11 12/31/11	FISCAL YEAR 201107 RECEIVED THRU 12/31/11	REMAINING ON 12/31/11	PERCENT REMAINING
099 08						
099 MISC LOCAL REVENUE	841,936.15	850,000	77,719.35	292,309.20		
*** 08 FLEX BENEFIT FUND	841,936.15	850,000	77,719.35	292,309.20	557,690.80	65.61 %
					557,690.80	65.61 %

REPORT: EXPREV 134 REVENUES - SUMMARY SOURCE WITHIN FUND
 STATEMENT OF REVENUE
 DIST 0191 Burnsville-Eagan-Savage ISD191 ACCOUNTING PERIOD 12/01/11 TO 12/31/11

RUN: WED 032812 11:33 PAGE 9

SRC FD	PRIOR YEAR ACTUAL	REVISIED BUDGET	12/01/11 12/31/11	FISCAL YEAR 201107 RECEIVED THRU 12/31/11	REMAINING ON 12/31/11	PERCENT REMAINING
092 09						
092 INTEREST EARNINGS	130.66	250	0.00	0.00	250.00	100.00 %
096 GIFTS	52,933.45	27,000	0.00	2,500.00	24,500.00	90.74 %
099 MISC LOCAL REVENUE	5,000.00	5,000	0.00	0.00	5,000.00	100.00 %
*** 09 SCHOLARSHIP FUND	58,064.11	32,250	0.00	2,500.00	29,750.00	92.24 %

REPORT: EXPREV 134 REVENUES - SUMMARY SOURCE WITHIN FUND
 STATEMENT OF REVENUE
 DIST 0191 Burnsville-Eagan-Savage ISD191 ACCOUNTING PERIOD 12/01/11 TO 12/31/11

RUN: WED 032812 11:33 PAGE 10

SRC FD 092 11	PRIOR YEAR ACTUAL	< - - - - - REVISED BUDGET	FISCAL YEAR 201107		REMAINING ON 12/31/11	PERCENT REMAINING
			12/01/11 12/31/11	RECEIVED THRU 12/31/11		
092 INTEREST EARNINGS	6.93	50	0.00	0.00	50.00	100.00 %
*** 11 RHEAUME EDUCATIONAL FUND	6.93	50	0.00	0.00	50.00	100.00 %

REPORT: EXPREV 134 REVENUES - SUMMARY SOURCE WITHIN FUND
 STATEMENT OF REVENUE
 DIST 0191 Burnsville-Eagan-Savage ISD191 ACCOUNTING PERIOD 12/01/11 TO 12/31/11

RUN: WED 032812 11:33 PAGE 11

SRC FD	PRIOR YEAR ACTUAL	FISCAL YEAR 201107			REMAINING ON 12/31/11	PERCENT REMAINING
		REVISED BUDGET	12/01/11 12/31/11	RECEIVED THRU 12/31/11		
092 INTEREST EARNINGS	6.55	0	0.00	0.00		
*** 12 K ROGERS SCHOLARSHIP	6.55	0	0.00	0.00	0.00	0.00 %

REPORT: EXPREV 134 REVENUES - SUMMARY SOURCE WITHIN FUND
 STATEMENT OF REVENUE
 DIST 0191 Burnsville-Eagan-Savage ISD191 ACCOUNTING PERIOD 12/01/11 TO 12/31/11

RUN: WED 032812 11:33 PAGE 12

SRC FD 099 15	PRIOR YEAR ACTUAL	FISCAL YEAR 201107			REMAINING ON 12/31/11	PERCENT REMAINING
		REVISED BUDGET	12/01/11 12/31/11	RECEIVED THRU 12/31/11		
099 MISC LOCAL REVENUE	117,893.09	115,000	10,861.61	49,849.21	65,150.79	56.65 %
*** 15 CAFE	117,893.09	115,000	10,861.61	49,849.21	65,150.79	56.65 %

REPORT: EXPREV 134 REVENUES - SUMMARY SOURCE WITHIN FUND
 STATEMENT OF REVENUE
 DIST 0191 Burnsville-Eagan-Savage ISD191 ACCOUNTING PERIOD 12/01/11 TO 12/31/11

RUN: WED 032812 11:33 PAGE 13

SRC FD	PRIOR YEAR ACTUAL	REVIS ED BUDGET	12/01/11 12/31/11	FISCAL YEAR 201107 RECEIVED THRU 12/31/11	REMAINING ON 12/31/11	PERCENT REMAINING
092 20						
092 INTEREST EARNINGS	999.95	1,500	0.00	0.00	1,500.00	100.00 %
099 MISC LOCAL REVENUE	897,012.44	960,000	0.00	0.00	960,000.00	100.00 %
*** 20 ISF - DENTAL	898,012.39	961,500	0.00	0.00	961,500.00	100.00 %

REPORT: EXPREV 134 REVENUES - SUMMARY SOURCE WITHIN FUND
 STATEMENT OF REVENUE
 DIST 0191 Burnsville-Eagan-Savage ISD191 ACCOUNTING PERIOD 12/01/11 TO 12/31/11

RUN: WED 032812 11:33 PAGE 14

SRC FD	PRIOR YEAR ACTUAL	REVIS	BUDGET	12/01/11	12/31/11	FISCAL YEAR 201107 RECEIVED THRU 12/31/11	REMAINING ON 12/31/11	PERCENT REMAINING
092 21								
092 INTEREST EARNINGS	3,400.75		7,500		0.00	0.00	7,500.00	100.00 %
099 MISC LOCAL REVENUE	1,146,850.00		1,150,000		0.00	0.00		
*** 21 ISF - POST RETIREMENT BENEFIT	1,150,250.75		1,157,500		0.00	0.00	1,150,000.00	100.00 %
							1,157,500.00	100.00 %

REPORT: EXPREV 134 REVENUES - SUMMARY SOURCE WITHIN FUND
 STATEMENT OF REVENUE
 DIST 0191 Burnsville-Eagan-Savage ISD191 ACCOUNTING PERIOD 12/01/11 TO 12/31/11

RUN: WED 032812 11:33 PAGE 15

SRC FD	PRIOR YEAR ACTUAL	REVIS ED BUDGET	12/01/11 12/31/11	FISCAL YEAR 201107 RECEIVED THRU 12/31/11	REMAINING ON 12/31/11	PERCENT REMAINING
092 22						
092 INTEREST EARNINGS	2,935.85	3,000	0.00	0.00	3,000.00	100.00 %
099 MISC LOCAL REVENUE	15,345,400.92	15,500,000	0.00	0.00	15,500,000.00	100.00 %
*** 22 ISF - HEALTH SELECT 105	15,348,336.77	15,503,000	0.00	0.00	15,503,000.00	100.00 %

REPORT: EXPREV 134 REVENUES - SUMMARY SOURCE WITHIN FUND
 STATEMENT OF REVENUE
 DIST 0191 Burnsville-Eagan-Savage ISD191 ACCOUNTING PERIOD 12/01/11 TO 12/31/11

RUN: WED 032812 11:33 PAGE 16

SRC FD	PRIOR YEAR ACTUAL	REVISED BUDGET	12/01/11 12/31/11	FISCAL YEAR 201107 RECEIVED THRU 12/31/11	REMAINING ON 12/31/11	PERCENT REMAINING
092 25						
092 INTEREST REVENUE	437,392.94	385,000	42,224.45	171,045.69	213,954.31	55.57 %
616 RETIREE CONT TO POST EMP TRUST	510,487.21	820,000	42,168.81	268,736.04	551,263.96	67.22 %
*** 25 OPEB REVOCABLE TRUST	947,880.15	1,205,000	84,393.26	439,781.73	765,218.27	63.50 %

SRC FD	PRIOR YEAR ACTUAL	REVIS BUDGET	12/01/11 12/31/11	FISCAL YEAR 201107 RECEIVED THRU 12/31/11	REMAINING ON 12/31/11	PERCENT REMAINING
001 47						
001 MAINTENANCE LEVY	1,362,580.92	1,657,320	0.00	0.00	1,657,320.00	100.00 %
009 FISCAL DISPARITIES	191,894.08	0	0.00	0.00	0.00	0.00 %
092 INTEREST EARNINGS	330.50	5,000	0.00	0.00	5,000.00	100.00 %
234 HOMESTEAD MKT VAL CREDIT	77,743.64	0	0.00	0.00	0.00	0.00 %
258 STATE-OTHER CREDITS	1,963.05	0	0.00	0.00	0.00	0.00 %
*** 47 POST EMPLOYMENT BENEFITS	1,634,512.19	1,662,320	0.00	0.00	1,662,320.00	100.00 %
*** REPORT TOTALS:	170,589,680.41	147,471,770	2,427,320.82	69,852,198.05	77,619,571.95	52.63 %

REPORT: EXPREV 005 EXPENDITURES - SUMMARY BY FUND
 STATEMENT OF EXPENDITURES
 DIST 0191 Burnsville-Eagan-Savage ISD191 ACCOUNTING PERIOD 12/01/11 TO 12/31/11

RUN: TUE 032712 11:04 PAGE 1

ACCT STATUS: Active and Next Year Accts

ACCOUNT RANGES: 01- TO 99-

FD 01	PRIOR YEAR ACTUAL	REVIS ED BUDGET	12/01/11 12/31/11	FISCAL YEAR EXPENDED THRU 12/31/11	201107 ENCUMBERED THRU 12/31/11	REMAINING ON 12/31/11	PERCENT REMAINING
01 GENERAL	106,706,065.09	103,353,556	7,807,259.86	38,800,486.09	298,336.61	64,254,733.30	62.16 %
02 FOOD SERVICE	4,331,050.98	4,576,388	354,377.75	1,744,676.32	178.87	2,831,532.81	61.87 %
03 TRANSPORTATION	6,557,762.00	6,568,891	70,992.12	1,924,665.82		4,644,225.18	70.70 %
04 COMMUNITY SERVICE	6,422,725.97	5,986,897	439,440.68	2,437,169.04	3,259.51	3,546,468.45	59.23 %
06 CAPITAL PROJECTS	2,915,650.87	11,770,000	426,790.45	7,486,696.50	1,221,804.53	3,061,498.97	26.01 %
07 DEBT SERVICE	7,658,255.25	7,489,579	0.00	1,479,553.76		6,010,025.24	80.24 %
08 FLEX BENEFIT FUND	841,812.96	846,750	56,106.06	334,663.73		512,086.27	60.47 %
09 SCHOLARSHIP FUND	60,895.25	42,000	731.83	6,231.83		35,768.17	85.16 %
11 RHEAUME EDUCATIONAL FUND	2,058.50	0	0.00	0.00		0.00	0.00 %
15 CAFE	113,193.77	110,264	13,331.81	47,640.69		62,623.31	56.79 %
20 ISF - DENTAL	957,211.60	980,300	61,532.13	464,924.15		515,375.85	52.57 %
21 ISF - POST RETIREMENT BENEFITS	328,002.00-	1,000,000	14,649.60	14,649.60		985,350.40	98.53 %
22 ISF - HEALTH SELECT 105	16,051,224.50	15,500,000	0.00	0.00		15,500,000.00	100.00 %
25 OPEB REVOCABLE TRUST	1,335,974.06	1,358,100	109,176.52	691,344.34		666,755.66	49.09 %
47 POST EMPLOYMENT BENEFITS	987,650.00	1,578,400	0.00	479,200.00		1,099,200.00	69.64 %
*** REPORT TOTALS:	154,613,528.80	161,161,125	9,354,388.81	55,911,901.87	1,523,579.52	103,725,643.61	64.36 %

BURNSVILLE-EAGAN-SAVAGE

Independent School District 191

DISTRICT EXPENDITURE BUDGET

BY

OBJECT

WITHIN FUND

December, 2011

REPORT: EXPREV 345 EXP SUMMARY - OBJECT(OBJ) BY FUND
 STATEMENT OF EXPENDITURES
 DIST 0191 Burnsville-Eagan-Savage ISD191 ACCOUNTING PERIOD 12/01/11 TO 12/31/11

RUN: WED 032812 11:58 PAGE 1

ACCT STATUS:	Active and Next Year Accts	ACCOUNT RANGES:		01 TO 99-999	FISCAL YEAR 201107			PERCENT
OBJ FD	PRIOR YEAR ACTUAL	REVISED BUDGET	12/01/11 TO 12/31/11	EXPENDED THRU 12/31/11	ENCUMBERED THRU 12/31/11	REMAINING ON 12/31/11	REMAINING	
100	SALARY CONTINGENCY	0.00	1,408,823	0.00	0.00	1,408,823.00	100.00 %	
101	SALARIES PAYABLE	0.00-	0	0.00	7,065.94	7,065.94-	0.00 %	
110	ADMINISTRATION/SUPERVISION	4,495,154.06	4,508,745	373,038.22	2,242,450.20	2,266,294.80	50.26 %	
117	MANAGERIAL-OPERATIONS	303,170.00	303,170	25,264.16	151,584.96	151,585.04	50.00 %	
140	LICENSED CLASSROOM	34,294,645.93	32,565,873	2,712,614.72	12,175,057.97	20,390,815.03	62.61 %	
141	NON-LIC - CLASSROOM	662,368.26	602,206	45,577.91	182,063.21	420,142.79	69.76 %	
143	LIC - CLASSROOM SUPPORT	6,033,327.96	5,285,273	426,698.82	1,971,904.57	3,313,368.43	62.69 %	
144	NON-LIC - CLASSROOM SUPPORT	752,097.10	1,015,790	75,720.42	323,000.58	692,789.42	68.20 %	
145	SUBSTITUTE TEACHERS	1,203,076.62	1,500	19,170.90	44,928.25	43,428.25-2895.21-	%	
146	SUBSTITUTE NON-LIC INSTRUCT	232,636.33	161,070	7,004.92	17,705.85	143,364.15	89.00 %	
151	OCCUPATIONAL THERAPIST	556,156.78	440,008	36,667.24	182,675.88	257,332.12	58.48 %	
152	SPEECH/LANGUAGE PATHOLOGIST	1,492,954.23	1,433,235	119,498.94	526,088.90	907,146.10	63.29 %	
154	SCHOOL NURSE	611,243.96	629,724	48,718.88	231,382.53	398,341.47	63.25 %	
156	SCHOOL SOCIAL WORKER	234,047.50	258,729	21,560.68	97,023.06	161,705.94	62.50 %	
157	SCHOOL PSYCHOLOGIST	666,907.82	535,160	44,778.40	207,159.09	328,000.91	61.29 %	
161	EA PERSONAL CARE ASSISTANT	2,627,244.20	2,325,590	182,625.13	750,863.99	1,574,726.01	67.71 %	
162	ONE TO ONE EA	296,837.13	295,411	24,774.46	98,721.16	196,689.84	66.58 %	

OBJ FD	PRIOR YEAR ACTUAL	REVISED BUDGET	12/01/11 12/31/11	FISCAL YEAR 201107 EXPENDED THRU 12/31/11	ENCUMBERED THRU 12/31/11	REMAINING ON 12/31/11	PERCENT REMAINING
163 01	1,272.50	2,000	0.00	930.00		1,070.00	53.50 %
163 EMPLOYEE INTERPRETER							
165 SCHOOL COUNSELOR	663,536.45	718,701	58,663.00	262,272.80		456,428.20	63.50 %
170 SEC-CLERICAL-OTHER	2,960,131.33	3,027,346	241,703.62	1,299,458.06		1,727,887.94	57.07 %
171 TEMPORARY & OVERTIME	234,248.78	74,778	11,876.21	112,930.48		38,152.48-	51.02-%
172 TECHNOLOGY SALARIES	186,585.39	148,926	12,065.62	79,167.05		69,758.95	46.84 %
174 CUSTODIAL SALARIES	3,368,215.78	3,383,025	274,142.79	1,658,507.21		1,724,517.79	50.97 %
175 CULTURAL LIASION	168,047.59	65,569	13,339.12	21,856.48		43,712.52	66.66 %
176 DRIVERS SALARIES	55,874.63	41,148	2,924.50	28,027.74		13,120.26	31.88 %
178 CAFETERIA SALARIES	6,913.10	0	0.00	0.00		0.00	0.00 %
179 DAPE SPECIALISTS	401,639.21	364,329	30,308.91	129,796.78		234,532.22	64.37 %
185 LIC INSTR - OTHER	3,696,621.66	1,678,259	144,552.45	886,477.95		791,781.05	47.17 %
186 NON-LIC INSTR - OTHER	592,036.03	515,558	44,791.56	227,716.54		287,841.46	55.83 %
191 SEVERANCE PAY	1,150,000.01	1,000,000	0.00	0.00		1,000,000.00	100.00 %
195 CHARGEBACK SALARIES	48,000.00-	0	0.00	0.00		0.00	0.00 %
199 OFFICIALS-JUDGE-TIMEKPRS	29,406.62	0	0.00	0.00		0.00	0.00 %
** TOTAL OBJ SERIES: 100-199 SALARIES AND WAGES	67,928,396.96	62,789,946	4,998,081.58	23,916,817.23		38,873,128.77	61.90 %
201 TUITION REIMBURSEMENT	79,649.56	20,000	4,424.83	15,676.68		4,323.32	21.61 %

OBJ FD	PRIOR YEAR ACTUAL	REVISED BUDGET	12/01/11 12/31/11	FISCAL YEAR 201107 EXPENDED THRU 12/31/11	ENCUMBERED THRU 12/31/11	REMAINING ON 12/31/11	PERCENT REMAINING
210 FICA	4,862,303.62	4,551,883	355,745.81	1,737,359.73		2,814,523.27	61.83 %
214 PERA	926,569.18	862,789	72,453.67	378,093.00		484,696.00	56.17 %
218 TRA	2,936,646.33	2,794,065	237,812.53	1,110,921.95		1,683,143.05	60.23 %
220 HEALTH INSURANCE	10,818,483.02	10,537,511	879,450.48	3,773,341.00		6,764,170.00	64.19 %
230 LIFE INSURANCE	108,398.73	78,816	6,695.66	29,148.66		49,667.34	63.01 %
235 DENTAL INSURANCE	609,636.82	583,696	54,718.67	226,482.57		357,213.43	61.19 %
240 LONG TERM DISABILITY	345,993.28	331,396	27,588.44	118,451.63		212,944.37	64.25 %
250 TSA MATCH	656,767.40	695,546	55,291.83	264,185.58		431,360.42	62.01 %
251 HEALTH REIMBURSEMENT	8,584.25	782	0.00	0.00		782.00	100.00 %
252 HEALTH SAVINGS PLAN	100,433.59	0	0.00	63,251.40		63,251.40-	0.00 %
253 TSA - DISTRICT MATCH	154,488.85	0	0.00	61,242.60		61,242.60-	0.00 %
270 WORKERS COMP INS	355,423.09	359,274	19,616.03	147,001.25		212,272.75	59.08 %
280 REEMPLOYMENT COMP INS	241,593.26	700,000	0.00	347,323.43		352,676.57	50.38 %
295 EMPLOYEE BENEFITS CHGBK	12,000.00-	0-	0.00	0.00		0.00	0.00 %
** TOTAL OBJ SERIES: 200-299 EMPLOYEE BENEFITS	22,192,970.98	21,515,758	1,713,797.95	8,272,479.48		13,243,278.52	61.55 %
300 PURCHASED SERVICES CONTINGENCY	0.00	400,000-	0.00	0.00		400,000.00-	100.00 %
303 FED AWARDS UNDER \$25,000	338,059.51	687,731	750.17	21,565.90		666,165.10	96.86 %

OBJ FD	PRIOR YEAR ACTUAL	REVISED BUDGET	12/01/11 12/31/11	FISCAL YEAR 201107 EXPENDED THRU 12/31/11	ENCUMBERED THRU 12/31/11	REMAINING ON 12/31/11	PERCENT REMAINING
304 01							
304 FED AWARDS OVER \$25,000	66,444.85	236,433	0.00	0.00		236,433.00	100.00 %
305 PROF & TECH SERV	1,602,475.25	3,429,287	76,155.88	679,237.15	43,988.95	2,706,060.90	78.91 %
307 SPED SUB TEACHER (KELLY SER)	0.00	359,000	39,521.40	84,182.52		274,817.48	76.55 %
310 SCHOOL BOARD PER DIEM	42,600.00	41,600	3,550.00	20,300.00		21,300.00	51.20 %
311 SUBSTITUTE TEACHER (KELLY SER)	0.00	664,000	152,773.24	337,536.26		326,463.74	49.16 %
319 OTHER PERSONAL SERVICES	113,714.82	66,750	9,465.88	73,514.74		6,764.74-	10.13-%
320 COMMUNICATION SERVICES	232,800.84	276,872	15,290.98	110,149.48	53,841.50	112,881.02	40.77 %
321 PHONE-LONG DISTANCE	1,611.35	2,500	288.12	363.04		2,136.96	85.47 %
325 INTERDEPT POSTAGE	36,994.43	51,310	2,013.45	31,464.03		19,845.97	38.67 %
329 POSTAGE & PARCEL SERVICES	19,111.35	47,731	1,659.92-	20,215.08		27,515.92	57.64 %
330 ELECTRICITY	935,097.32	886,000	81,066.69	298,530.67		587,469.33	66.30 %
331 WATER & SEWER	199,709.11	251,000	19,913.93	90,349.51		160,650.49	64.00 %
332 FIRM GAS	197,776.42	143,750	763.61	140,894.31		2,855.69	1.98 %
333 INTERRUPTIBLE GAS	346,665.84	423,500	17,127.33	45,183.01		378,316.99	89.33 %
334 REFUSE REMOVAL	53,879.21	40,000	5,543.63	30,210.95		9,789.05	24.47 %
340 PROPERTY/LIABILITY INSURANCE	210,020.44	491,000	16,919.00	200,831.75		290,168.25	59.09 %
350 REPAIRS/MAINT SERVICES	162,009.11	245,113	20,706.71	109,773.33	6,000.01	129,339.66	52.76 %

OBJ FD	PRIOR YEAR ACTUAL	REVISED BUDGET	12/01/11 12/31/11	FISCAL YEAR 201107 EXPENDED THRU 12/31/11	ENCUMBERED THRU 12/31/11	REMAINING ON 12/31/11	PERCENT REMAINING
351 01							
351 REPAIR/MAINT - BLDG	651,483.84	376,450	29,827.10	189,640.81	3,637.50	183,171.69	48.65 %
352 REPAIR/MAINT VEHICLE	7,266.11	14,000	188.02	3,152.16		10,847.84	77.48 %
353 REPAIR/MAINT - SITE	37,685.26	5,572	0.00	8,916.81		3,344.81-	60.02-%
357 DEAF INTERPRETER	948.00	0	80.00	220.00		220.00-	0.00 %
358 CONSULTANT INTERPERTER	61,559.50	48,110	3,377.30	28,661.60		19,448.40	40.42 %
360 TRANS-CONTRACTS	987.48	1,500	0.00	101.50		1,398.50	93.23 %
361 TRANS-CONTRACTS	206,011.06	31,090	16,692.74	69,584.34		38,494.34-	123.81-%
363 SNOW REMOVAL	211,225.72	12,000	3,325.00	3,325.00		8,675.00	72.29 %
365 TRANS-FUEL CHARGBACK	26,042.97	31,570	9,151.40	9,387.74		22,182.26	70.26 %
366 TRAVEL/CONFERENCES	297,238.90	251,756	54,704.10	119,966.44	2,380.00	129,409.56	51.40 %
368 FEDERAL OUT-OF-STATE TRAVEL	2,137.05	8,500	0.00	1,672.14		6,827.86	80.32 %
369 ENTRY FEES/STUDENT TRAV ALLOW	205.00	400	0.00	205.00		195.00	48.75 %
370 RENTALS & LEASES	941,001.32	734,018	54,371.08	369,269.04		364,748.96	49.69 %
380 ADVERTISING	20,828.03	19,400	390.16	3,308.78		16,091.22	82.94 %
381 PRINTING-BINDING	54,468.42	71,101	6,164.22	31,848.30		39,252.70	55.20 %
385 INTERDEPT PRINTING	85.65-	3,375	572.25	557.32		2,817.68	83.48 %
389 STAFF TUITION-OTHER REIMB	5,000.37	0	25.29	1,429.67-		1,429.67	0.00 %

OBJ FD	PRIOR YEAR ACTUAL	REVISED BUDGET	12/01/11 12/31/11	FISCAL YEAR 201107 EXPENDED THRU 12/31/11	ENCUMBERED THRU 12/31/11	REMAINING ON 12/31/11	PERCENT REMAINING
390 TUITION-MN ISD	553,759.29	705,000	19,983.07	228,951.04		476,048.96	67.52 %
391 COST SHARING PAYMTS-MN ISD	20,610.04	30,000	0.00	0.00		30,000.00	100.00 %
392 TUITION - OUT OF STATE	12,297.54	10,000	0.00	7,638.58		2,361.42	23.61 %
393 SPEC ED CONTRACTED SERVICES	9,318.90	30,000	618.80	2,011.10		27,988.90	93.29 %
394 REGIST/ENTRY FEES	496,607.77	251,500	22,796.98	101,901.58		149,598.42	59.48 %
396 SALARIES	237,118.47	246,200	0.00	0.00		246,200.00	100.00 %
397 BENEFITS	0.00	75,000	0.00	0.00		75,000.00	100.00 %
398 MISC CHARGEBACK	120,641.00-	110,000-	0.00	110,000.00-		0.00	0.00-%
** TOTAL OBJ SERIES: 300-399 PURCHASED SERVICES	8,292,044.24	10,790,119	682,457.61	3,363,191.34	109,847.96	7,317,079.70	67.81 %
400 SUPPLIES CONTINGENCY	0.00	423,993	0.00	0.00		423,993.00	100.00 %
401 GENERAL SUPPLIES	955,622.26	1,891,974	85,629.80	422,508.68	39,588.10	1,429,877.22	75.57 %
402 XEROX SUPPLIES	11,169.37	14,850	1,275.00	3,988.40	249.98	10,611.62	71.45 %
410 CUSTODIAL SUPPLIES	319,919.25	306,500	19,135.65	182,756.80		123,743.20	40.37 %
411 GROUNDS SUPPLIES	45,042.16	24,500	424.00	18,627.81		5,872.19	23.96 %
412 OPERATIONS UNIFORMS	13,850.23	15,000	0.00	13,789.23		1,210.77	8.07 %
420 REPAIR SUPPLIES	192,754.26	42,750	5,228.69	38,107.06	497.23	4,145.71	9.69 %
421 REPAIR PARTS - BLDG	16,298.34	65,408	10,284.82	29,882.23	24.96	35,500.81	54.27 %

OBJ FD	PRIOR YEAR ACTUAL	REVIS BUDGET	12/01/11 12/31/11	FISCAL YEAR 201107 EXPENDED THRU 12/31/11	ENCUMBERED THRU 12/31/11	REMAINING ON 12/31/11	PERCENT REMAINING
422 01							
422 REPAIR PARTS - VEHICLES	13,505.92	7,000	1,395.72	8,245.16		1,245.16-	17.78-%
423 REPAIR PARTS - SITE	0.00	5,642	0.00	0.00		5,642.00	100.00 %
430 INSTRUCT SUPPLIES	437,235.26	506,958	29,903.32	212,537.40	24,723.78	269,696.82	53.19 %
433 INDIVID INSTR MATERIALS	171,189.67	246,962	5,701.25	24,301.32	30,339.91	192,320.77	77.87 %
437 PROPANE	493.74	7,500	0.00	0.00		7,500.00	100.00 %
438 FUEL OIL	31,410.03	0	0.00	9,644.78		9,644.78-	0.00 %
442 GAS/OIL - VEHICLES	18,022.18	18,200	4,227.89	21,470.84		3,270.84-	17.97-%
450 MATERIALS FOR RESALE	82,057.94	7,800	853.19	22,516.39	796.50	15,512.89-	198.88-%
460 TEXT & WORKBOOKS	469,300.32	768,525	2,206.67	298,278.26	3,722.10	466,524.64	60.70 %
461 STANDARDIZED TESTS	103,345.64	124,585	14,067.65	125,188.85		603.85-	0.48-%
470 MEDIA RESOURCES	57,754.29	78,779	3,847.10	15,124.26	20,942.79	42,711.95	54.21 %
480 AUDIO VISUAL AIDS	1,249.29	1,200	276.99	15,789.78		14,589.78-	1215.81-%
489 PERIODICALS-PAPERS	17,382.02	14,973	335.29	8,955.52	191.98	5,825.50	38.90 %
490 FOOD	54,836.81	28,610	6,816.01	14,354.70		14,255.30	49.82 %
499 WAREHOUSE INVENTORY ADJ	12,511.71-	0	0.00	11,690.77		11,690.77-	0.00 %
** TOTAL OBJ SERIES: 400-499 SUPPLIES AND MATR'LS	2,999,927.27	4,601,709	191,609.04	1,497,758.24	121,077.33	2,982,873.43	64.82 %
500 CAPITAL CONTINGENCY	0.00	8,000	0.00	0.00		8,000.00	100.00 %

OBJ FD	PRIOR YEAR ACTUAL	REVISED BUDGET	12/01/11 12/31/11	FISCAL YEAR 201107 EXPENDED THRU 12/31/11	ENCUMBERED THRU 12/31/11	REMAINING ON 12/31/11	PERCENT REMAINING
510 01							
510 SITE IMPROVEMENTS	18,743.80	0	0.00	4,041.78	2,000.00	6,041.78-	0.00 %
520 BLDG ACQUISTION & CONSTRUCTION	1,837,248.67	234,451	3,150.00-	94,200.44	2,379.02	137,871.54	58.80 %
530 EQUIPMENT PURCHASED	252,129.27	346,897	25,066.30	267,876.76	25,937.45	53,082.79	15.30 %
533 OTH EQUIP-DIRECT INSTRUCTION	69,496.06	62,490	709.71	709.71		61,780.29	98.86 %
550 OTHER VEHICLES PURCHASED	0.00	3,500	0.00	0.00		3,500.00	100.00 %
555 TECHNOLOGY EQUIPMENT	1,180,381.63	1,220,852	11,179.92	454,441.69	35,689.35	730,720.96	59.85 %
556 TECH EQUIP-SP ED DIRECT INSTR	306,278.52	73,980	0.00	10,995.32		62,984.68	85.13 %
580 PRINCIPAL ON CERTIFICATES	512,471.72	473,771	114,009.00	238,815.59		234,955.41	49.59 %
581 INTEREST ON CERT OF PART	219,626.03	224,955	65,401.12	105,420.69		119,534.31	53.13 %
590 OTHER CAPITAL EXPENSE	55,137.94	2,469	2,303.63	30,807.63			
** TOTAL OBJ SERIES: 500-599 CAPITAL EXPENDITURES	4,451,513.64	2,651,365	215,519.68	1,207,309.61	1,305.50 67,311.32	29,644.13- 1,376,744.07	1200.65-% 51.92 %
740 INTEREST EXPENSE	0.00	10,000	0.00	0.00		10,000.00	100.00 %
** TOTAL OBJ SERIES: 700-799 DEBT SERVICE	0.00	10,000	0.00	0.00		10,000.00	100.00 %
820 DUES, MBRSHPS, LICENSES & FEES	187,615.64	176,084	5,794.00	95,944.95	100.00	80,039.05	45.45 %
821 REGIONAL MEM DUES	447,108.00	460,206	0.00	373,063.00		87,143.00	18.93 %
896 TAXES AND SPECIAL ASSESSMENTS	106,832.36	88,000	0.00	71,178.24		16,821.76	19.11 %
898 STUDENT SCHOLARSHIPS	99,656.00	87,000	0.00	2,744.00		84,256.00	96.84 %
** TOTAL OBJ SERIES: 800-899 OTHER EXPENDITURES	841,212.00	811,290	5,794.00	542,930.19	100.00	268,259.81	33.06 %

OBJ FD	PRIOR YEAR ACTUAL	REVISED BUDGET	12/01/11 12/31/11	FISCAL YEAR 201107 EXPENDED THRU 12/31/11	ENCUMBERED THRU 12/31/11	REMAINING ON 12/31/11	PERCENT REMAINING
910 01							
910 TRANSFERS TO OTHER FUNDS	0.00	183,369	0.00	0.00			
** TOTAL OBJ SERIES: 900-999	0.00	183,369	0.00	0.00		183,369.00	100.00 %
OTHER FINANCING USES						183,369.00	100.00 %
*** 01 GENERAL	106,706,065.09	103,353,556	7,807,259.86	38,800,486.09	298,336.61	64,254,733.30	62.16 %
110 ADMIN/SUPERVISION	160,739.29	160,631	13,250.45	80,609.17		80,021.83	49.81 %
170 SEC-CLERICAL-OTHER	42,370.64	25,000	0.00	0.00		25,000.00	100.00 %
171 CASUAL & OVERTIME	7,002.38	0	0.00	0.00		0.00	0.00 %
175 SALARY TRANSFERS-CLERICAL	27,673.34	0	0.00	0.00		0.00	0.00 %
176 DRIVERS SALARIES	18,702.95	4,843	0.00	4,841.60		1.40	0.02 %
177 SUBSTITUTE CAFETERIA SALARIES	27,416.33	24,705	3,759.94	9,258.68		15,446.32	62.52 %
178 CAFETERIA SALARIES	1,282,172.19	1,279,153	104,403.62	437,975.66		841,177.34	65.76 %
** TOTAL OBJ SERIES: 100-199	1,566,077.12	1,494,332	121,414.01	532,685.11		961,646.89	64.35 %
SALARIES AND WAGES							
210 FICA	114,739.37	110,317	8,928.50	39,969.30		70,347.70	63.76 %
214 PERA	108,537.76	101,410	8,648.59	37,907.04		63,502.96	62.62 %
220 HEALTH INSURANCE	251,589.40	255,612	20,101.54	78,141.16		177,470.84	69.42 %
230 LIFE INSURANCE	2,720.94	3,331	277.35	1,043.42		2,287.58	68.67 %
235 DENTAL INSURANCE	13,371.70	13,560	1,356.88	5,188.34		8,371.66	61.73 %
240 LONG TERM DISABILITY	6,659.31	6,577	531.42	2,288.47		4,288.53	65.20 %
250 TSA MATCH	20,323.19	17,361	1,446.78	6,529.83		10,831.17	62.38 %

OBJ FD	PRIOR YEAR ACTUAL	REVIS BUDGET	12/01/11 12/31/11	FISCAL YEAR 201107 EXPENDED THRU 12/31/11	ENCUMBERED THRU 12/31/11	REMAINING ON 12/31/11	PERCENT REMAINING
252 02							
252 HEALTH SAVINGS PLAN	1,438.78	0	0.00	0.00		0.00	0.00 %
260 OTHER EMPLOYEES BENEFITS	8,835.62	9,160	690.00	8,310.99		849.01	9.26 %
270 WORKERS COMP INS	2,545.96	20,000	0.00	0.00		20,000.00	100.00 %
** TOTAL OBJ SERIES: 200-299 EMPLOYEE BENEFITS	530,762.03	537,328	41,981.06	179,378.55		357,949.45	66.61 %
305 PROF & TECH SERV	2,900.00	8,000	0.00	0.00		8,000.00	100.00 %
325 INTERDEPT POSTAGE	3,848.06	4,500	29.92	4,341.23		158.77	3.52 %
329 POSTAGE & PARCEL SERVICES	36.73	1,000	0.00	40.00		960.00	96.00 %
334 REFUSE REMOVAL	41,775.33	50,000	4,328.65	21,571.43		28,428.57	56.85 %
350 REPAIR/MAINT SERVICES	21,651.36	40,000	7,405.65	25,431.40		14,568.60	36.42 %
366 TRAVEL - BUSINESS	7,946.73	13,000	373.02	4,674.08		8,325.92	64.04 %
385 INTERDEPT PRINTING	4.32	0	0.00	4.15		4.15-	0.00 %
398 MISC CHARGEBACK	110,000.00	110,000	0.00	110,000.00		0.00	0.00 %
** TOTAL OBJ SERIES: 300-399 PURCHASED SERVICES	188,162.53	226,500	12,137.24	166,062.29		60,437.71	26.68 %
401 GENERAL SUPPLIES	131,148.84	137,811	13,653.52	66,240.71	178.86	71,391.43	51.80 %
490 FOOD	1,410,577.62	1,615,638	134,585.17	619,988.66		995,649.34	61.62 %
491 COMMODITIES USED	161,397.54	135,000	0.00	0.00		135,000.00	100.00 %
495 MILK	229,918.74	174,779	27,927.75	85,782.34		88,996.66	50.91 %
** TOTAL OBJ SERIES: 400-499 SUPPLIES AND MATR'LS	1,933,042.74	2,063,228	176,166.44	772,011.71	178.86	1,291,037.43	62.57 %

OBJ FD	PRIOR YEAR ACTUAL	REVISED BUDGET	12/01/11 12/31/11	FISCAL YEAR 201107 EXPENDED THRU 12/31/11	ENCUMBERED THRU 12/31/11	REMAINING ON 12/31/11	PERCENT REMAINING
530 02							
530 EQUIPMENT PURCHASE	83,132.12	240,000	2,444.00	87,777.46		152,222.54	63.42 %
555 TECHNOLOGY EQUIPMENT	25,414.86	10,000	200.00	6,294.20	0.01	3,705.79	37.05 %
** TOTAL OBJ SERIES: 500-599 CAPITAL EXPENDITURES	108,546.98	250,000	2,644.00	94,071.66	0.01	155,928.33	62.37 %
820 DUES & MEMBERSHIPS	4,459.58	5,000	35.00	467.00		4,533.00	90.66 %
** TOTAL OBJ SERIES: 800-899 OTHER EXPENDITURES	4,459.58	5,000	35.00	467.00		4,533.00	90.66 %
*** 02 FOOD SERVICE	4,331,050.98	4,576,388	354,377.75	1,744,676.32	178.87	2,831,532.81	61.87 %
110 ADMIN/SUPERVISION	42,103.04	5,666	2,360.60-	0.00-		5,666.00	100.00 %
144 NON-LIC SUPPORT	44,831.44	79,627	8,708.21	31,599.41		48,027.59	60.31 %
170 SEC-CLERICAL-OTHER	108,199.89	84,522	8,593.57	36,281.40		48,240.60	57.07 %
171 CASUAL & OVERTIME	10,008.81	9,000	0.00	3,150.91		5,849.09	64.98 %
185 LIC INSTR - OTHER	1,329.21	0	0.00	0.00		0.00	0.00 %
186 NON-LIC INSTR - OTHER	343.10	0	0.00	585.61		585.61-	0.00 %
** TOTAL OBJ SERIES: 100-199 SALARIES AND WAGES	206,815.49	178,815	14,941.18	71,617.33		107,197.67	59.94 %
210 FICA	15,090.44	12,651	1,072.92	5,130.08		7,520.92	59.44 %
214 PERA	14,524.20	11,377	1,254.35	5,118.31		6,258.69	55.01 %
218 TRA	400.57	433	141.60-	0.00-		433.00	100.00 %
220 HEALTH INSURANCE	39,846.96	39,746	4,129.55	19,067.15		20,678.85	52.02 %
230 LIFE INSURANCE	436.78	349	37.18	162.65		186.35	53.39 %

OBJ FD	PRIOR YEAR ACTUAL	REVISED BUDGET	12/01/11 12/31/11	FISCAL YEAR 201107 EXPENDED THRU 12/31/11	ENCUMBERED THRU 12/31/11	REMAINING ON 12/31/11	PERCENT REMAINING
235 03	2,031.60	5,892	193.51	899.29		4,992.71	84.73 %
235 DENTAL INSURANCE							
240 LONG TERM DISABILITY	1,157.04	783	70.96	375.31		407.69	52.06 %
250 TSA MATCH	2,877.74	1,758	172.45	949.01		808.99	46.01 %
251 HEALTH REIMBURSEMENT	43.41	0	0.00	0.00		0.00	0.00 %
270 WORKERS COMP INS	0.00	487	0.00	0.00		487.00	100.00 %
** TOTAL OBJ SERIES: 200-299 EMPLOYEE BENEFITS	76,408.74	73,476	6,789.32	31,701.80		41,774.20	56.85 %
305 PROF & TECH SERV	6,480.00	3,000	5,000.00	10,000.00		7,000.00	233.33 %
325 INTERDEPT POSTAGE	2,976.96	3,000	9.24	2,111.03		888.97	29.63 %
329 POSTAGE & PARCEL	1,831.22	1,000	0.00	0.00		1,000.00	100.00 %
350 REPAIRS-MAINT SERV	216.00	500	0.00	466.00		34.00	6.80 %
361 TRAN - CONTRACTS	5,398,291.93	2,810,000	51,496.52	1,565,933.54		1,244,066.46	44.27 %
362 EXP IN LIEU OF TRANS	90,151.94	140,000	3,680.36	3,753.92		136,246.08	97.31 %
363 SNOW REMOVAL	32,127.53	110,000	0.00	0.00		110,000.00	100.00 %
365 TRAN - FUEL CHGBK	28,886.70	2,525,000	12,193.44	13,620.82		2,538,620.82	100.53 %
366 TRAVEL-BUSINESS	1,008.31	5,400	0.00	33.08		5,366.92	99.38 %
381 PRINTING-BINDING	2,796.00	6,000	0.00	3,860.62		2,139.38	35.65 %
385 INTERDEPT PRINTING	81.33	500	0.00	10.78		489.22	97.84 %
** TOTAL OBJ SERIES: 300-399 PURCHASED SERVICES	5,507,074.52	5,604,400	47,992.68	1,572,548.15		4,031,851.85	71.94 %

REPORT: EXPREV 345 EXP SUMMARY - OBJECT(OBJ) BY FUND
 STATEMENT OF EXPENDITURES
 DIST 0191 Burnsville-Eagan-Savage ISD191 ACCOUNTING PERIOD 12/01/11 TO 12/31/11

RUN: WED 032812 11:58 PAGE 13

OBJ FD	PRIOR YEAR ACTUAL	REVISED BUDGET	12/01/11 12/31/11	FISCAL YEAR 201107 EXPENDED THRU 12/31/11	ENCUMBERED THRU 12/31/11	REMAINING ON 12/31/11	PERCENT REMAINING
401 03							
401 GENERAL SUPPLIES	8,650.87	7,000	238.97	4,399.45		2,600.55	37.15 %
442 GAS/OIL-VEHICLE	751,622.16	700,000	4,227.89-	239,141.23		460,858.77	65.83 %
489 PERIODICALS-PAPERS	217.00	200	0.00	0.00		200.00	100.00 %
** TOTAL OBJ SERIES: 400-499 SUPPLIES AND MATR'LS	760,490.03	707,200	3,988.92-	243,540.68		463,659.32	65.56 %
555 TECHNOLOGY EQUIPMENT	981.30	0	0.00	0.00		0.00	0.00 %
** TOTAL OBJ SERIES: 500-599 CAPITAL EXPENDITURES	981.30	0	0.00	0.00		0.00	0.00 %
820 DUES & MEMBERSHIPS	5,991.92	5,000	5,257.86	5,257.86		257.86-	5.15-%
** TOTAL OBJ SERIES: 800-899 OTHER EXPENDITURES	5,991.92	5,000	5,257.86	5,257.86		257.86-	5.15-%
*** 03 TRANSPORTATION	6,557,762.00	6,568,891	70,992.12	1,924,665.82		4,644,225.18	70.70 %
100 SALARY CONTINGENCY	0.00	395,440	0.00	0.00		395,440.00	100.00 %
101 SALARIES PAYABLE	0.00-	0	0.00	502.46		502.46-	0.00 %
110 ADMIN/SUPERVISION	455,243.73	235,444	14,828.60	88,971.60		146,472.40	62.21 %
120 ECFE/SCHOOL READINESS COOR	125,102.65	131,766	10,980.52	65,883.12		65,882.88	49.99 %
140 LIC CLASSROOM	702,894.33	787,397	66,231.48	330,176.95		457,220.05	58.06 %
141 NON-LIC CLASSROOM	1,241,780.24	1,056,128	83,323.58	488,537.76		567,590.24	53.74 %
143 LIC CLASSROOM SUPPORT	11,812.78	23,240	1,934.96	8,707.32		14,532.68	62.53 %
145 LICENSED SUBSTITUTE - DAILY	213.57	2,000	777.16	1,983.51		16.49	0.82 %
154 SCHOOL NURSE	25,493.63	25,494	2,124.46	9,560.07		15,933.93	62.50 %

OBJ FD	PRIOR YEAR ACTUAL	REVISED BUDGET	12/01/11 12/31/11	FISCAL YEAR 201107 EXPENDED THRU 12/31/11	ENCUMBERED THRU 12/31/11	REMAINING ON 12/31/11	PERCENT REMAINING
170 04							
170 SEC-CLERICAL-OTHER	229,753.71	248,027	15,169.04	92,244.24		155,782.76	62.80 %
171 CASUAL & OVERTIME	39,046.44	75,000	1,364.07	7,256.83		67,743.17	90.32 %
175 SAL TRANSFERS-CLERICAL	51,559.18	0	0.00	0.00		0.00	0.00 %
176 DRIVERS SALARIES	4,675.79	1,211	0.00	1,210.41		0.59	0.04 %
179 OTHER SALARIES	1,423.45	0	311.41	1,253.85		1,253.85-	0.00 %
185 LIC INSTRUCT - OTHER	219,392.51	174,104	13,033.33	58,113.85		115,990.15	66.62 %
186 NON-LIC INSTR - OTHER	927,060.25	731,078	57,636.60	389,774.79		341,303.21	46.68 %
195 CHARGEBACK SALARIES	48,000.00	48,000	0.00	0.00		48,000.00	100.00 %
** TOTAL OBJ SERIES: 100-199 SALARIES AND WAGES	4,083,452.26	3,934,329	267,715.21	1,544,176.76		2,390,152.24	60.75 %
201 TUITION REIMB	9,552.94	1,200	0.00	2,080.00		880.00-	73.33-%
210 FICA	296,669.11	246,067	19,562.45	113,901.99		132,165.01	53.71 %
214 PERA	162,196.66	109,201	10,300.02	60,280.28		48,920.72	44.79 %
218 TRA	73,822.61	73,355	6,058.44	34,145.76		39,209.24	53.45 %
220 HEALTH INSURANCE	538,348.21	467,646	36,940.93	188,969.89		278,676.11	59.59 %
230 LIFE INSURANCE	4,319.89	3,070	242.84	1,321.57		1,748.43	56.95 %
235 DENTAL INSURANCE	29,606.95	30,596	2,637.34	12,494.64		18,101.36	59.16 %
240 LONG TERM DISABILITY	15,560.82	13,238	1,065.25	5,861.79		7,376.21	55.71 %

OBJ FD	PRIOR YEAR ACTUAL	REVISED BUDGET	12/01/11 12/31/11	FISCAL YEAR 201107 EXPENDED THRU 12/31/11	ENCUMBERED THRU 12/31/11	REMAINING ON 12/31/11	PERCENT REMAINING
250 04	19,333.84	18,118	1,465.29	7,854.14		10,263.86	56.65 %
250 TSA MATCH							
251 HEALTH REIMBURSEMENT	1,866.47	0	0.00	0.00		0.00	0.00 %
252 HEALTH SAVINGS PLAN	4,529.21	0	0.00	0.00		0.00	0.00 %
270 WORKERS COMP INS	14,339.52	23,000	1,646.31	1,646.31		21,353.69	92.84 %
295 EMPLOYEE BENEFITS	12,000.00	12,000	0.00	0.00		12,000.00	100.00 %
** TOTAL OBJ SERIES: 200-299 EMPLOYEE BENEFITS	1,182,146.23	997,491	79,918.87	428,556.37		568,934.63	57.03 %
305 PROF & TECH SERVICES	472,562.35	328,750	41,828.91	171,631.14		157,118.86	47.79 %
311 PROF & TECH SERVICES	0.00	0	2,923.61	8,802.27		8,802.27	0.00 %
319 OTHER PERS SERV	723.50	100	0.00	0.00		100.00	100.00 %
320 COMMUNICATION SERVICES	5,339.14	6,200	375.37	2,200.38		3,999.62	64.51 %
325 INTERDEPT POSTAGE	8,591.48	8,510	378.45	3,079.60		5,430.40	63.81 %
329 POSTAGE & PARCEL	416.43	4,750	13.25	709.56		4,040.44	85.06 %
330 ELECTRICITY	0.00	46,000	0.00	0.00		46,000.00	100.00 %
331 WATER & SEWER	0.00	3,500	0.00	0.00		3,500.00	100.00 %
332 NATURAL GAS	0.00	15,000	0.00	0.00		15,000.00	100.00 %
334 REFUSE REMOVAL	10,443.83	9,800	1,082.16	5,392.85		4,407.15	44.97 %
350 REPAIRS-MAINT SERV	43,998.74	60,200	0.00	23,977.12		36,222.88	60.17 %

OBJ FD	PRIOR YEAR ACTUAL	REVISED BUDGET	12/01/11 12/31/11	FISCAL YEAR 201107 EXPENDED THRU 12/31/11	ENCUMBERED THRU 12/31/11	REMAINING ON 12/31/11	PERCENT REMAINING
351 04	0.00	0	0.00	8,186.00		8,186.00-	0.00 %
351 REPAIR-MAINT - BLDG							
361 TRANS CONTRACTS	27,584.30	36,250	6,451.70	15,171.50		21,078.50	58.14 %
365 TRANS FUEL CHGBK	2,843.73	3,100	2,992.04	4,183.08		1,083.08-	34.93-%
366 TRAVEL-BUSINESS	12,497.68	10,600	2,834.78	5,637.00		4,963.00	46.82 %
370 RENTALS & LEASES	19,283.35	15,200	1,117.65	9,572.59		5,627.41	37.02 %
380 ADVERTISING	650.00	4,200	0.00	0.00		4,200.00	100.00 %
381 PRINTING-BINDING	117,286.96	75,210	8,845.08	43,809.93		31,400.07	41.74 %
394 REGIST/ENTRY FEES	84,134.83	76,200	652.76	18,104.00		58,096.00	76.24 %
398 MISC CHARGEBACK	10,641.00	46,827	0.00	0.00		46,827.00	100.00 %
** TOTAL OBJ SERIES: 300-399	816,997.32	750,397	69,495.76	320,457.02		429,939.98	57.29 %
PURCHASED SERVICES							
401 GENERAL SUPPLIES	109,602.79	77,850	5,913.19	48,240.46	157.68	29,451.86	37.83 %
430 INSTRUCT SUPPLIES	12,172.28	15,000	400.04	11,044.79		3,955.21	26.36 %
433 INDIVID INSTR MAT	4,139.59	3,000	0.00	3,003.18		3.18-	0.10-%
450 MATERIALS FOR RESALE	13,622.05	10,000	880.00	6,723.91	3,084.43	191.66	1.91 %
460 TEXT & WORKBOOKS	23,896.54	38,650	107.95	17,474.67	17.40	21,157.93	54.74 %
461 STANDARDIZED TESTS	0.00	7,000	0.00	0.00		7,000.00	100.00 %
489 PERIODIALS-PAPERS	618.99	1,300	0.00	0.00		1,300.00	100.00 %

OBJ FD	PRIOR YEAR ACTUAL	REVISED BUDGET	12/01/11 12/31/11	FISCAL YEAR 201107 EXPENDED THRU 12/31/11	ENCUMBERED THRU 12/31/11	REMAINING ON 12/31/11	PERCENT REMAINING
490 04							
490 FOOD	136,882.20	115,405	13,473.56	43,470.84		71,934.16	62.33 %
495 MILK	0.00-	10,000	666.10	3,463.89		6,536.11	65.36 %
** TOTAL OBJ SERIES: 400-499 SUPPLIES AND MATR'LS	300,934.44	278,205	21,440.84	133,421.74	3,259.51	141,523.75	50.87 %
530 EQUIP PURCH - NEW	2,940.80	6,600	0.00	0.00		6,600.00	100.00 %
555 TECHNOLOGY EQUIPMENT	9,103.96	6,500	0.00	58.95		6,441.05	99.09 %
590 OTHER CAP [SOFTWARE]	22,917.86	6,000	0.00	8,374.30		2,374.30-	39.57-%
** TOTAL OBJ SERIES: 500-599 CAPITAL EXPENDITURES	34,962.62	19,100	0.00	8,433.25		10,666.75	55.84 %
820 DUES & MEMBERSHIPS	4,233.10	6,375	870.00	2,123.90		4,251.10	66.68 %
899 MISC EXPENSES	0.00	1,000	0.00	0.00		1,000.00	100.00 %
** TOTAL OBJ SERIES: 800-899 OTHER EXPENDITURES	4,233.10	7,375	870.00	2,123.90		5,251.10	71.20 %
*** 04 COMMUNITY SERVICE	6,422,725.97	5,986,897	439,440.68	2,437,169.04	3,259.51	3,546,468.45	59.23 %
305 PROF & TECH SERV	979,477.96	1,291,000	49,806.43	148,856.11	60,852.79	1,081,291.10	83.75 %
** TOTAL OBJ SERIES: 300-399 PURCHASED SERVICES	979,477.96	1,291,000	49,806.43	148,856.11	60,852.79	1,081,291.10	83.75 %
510 SITE IMPROVEMENTS	0.00	25,000	5,000.00	34,112.46		9,112.46-	36.44-%
520 BUILDING CONSTRUCTION	1,936,172.91	10,454,000	371,984.02	7,303,727.93	1,160,951.74	1,989,320.33	19.02 %
** TOTAL OBJ SERIES: 500-599 CAPITAL EXPENDITURES	1,936,172.91	10,479,000	376,984.02	7,337,840.39	1,160,951.74	1,980,207.87	18.89 %
*** 06 CAPITAL PROJECTS	2,915,650.87	11,770,000	426,790.45	7,486,696.50	1,221,804.53	3,061,498.97	26.01 %
710 BOND, PRINCIPAL	4,480,000.00	4,020,000	0.00	0.00		4,020,000.00	100.00 %
720 BOND, INTEREST	3,103,982.50	3,464,079	0.00	1,478,703.76		1,985,375.24	57.31 %
790 OTHER DEBT SERV EXP	74,272.75	5,500	0.00	850.00		4,650.00	84.54 %
** TOTAL OBJ SERIES: 700-799 DEBT SERVICE	7,658,255.25	7,489,579	0.00	1,479,553.76		6,010,025.24	80.24 %

OBJ FD	PRIOR YEAR ACTUAL	REVISED BUDGET	12/01/11 12/31/11	FISCAL YEAR 201107 EXPENDED THRU 12/31/11	ENCUMBERED THRU 12/31/11	REMAINING ON 12/31/11	PERCENT REMAINING
790 07							
*** 07 DEBT SERVICE	7,658,255.25	7,489,579	0.00	1,479,553.76		6,010,025.24	80.24 %
299 OTHER EMPLOYEE BENEFITS	841,812.96	846,750	56,106.06	334,663.73		512,086.27	60.47 %
** TOTAL OBJ SERIES: 200-299 EMPLOYEE BENEFITS	841,812.96	846,750	56,106.06	334,663.73		512,086.27	60.47 %
*** 08 FLEX BENEFIT FUND	841,812.96	846,750	56,106.06	334,663.73		512,086.27	60.47 %
394 REGIST/ENTRY FEES	12,455.00	0	0.00	0.00		0.00	0.00 %
** TOTAL OBJ SERIES: 300-399 PURCHASED SERVICES	12,455.00	0	0.00	0.00		0.00	0.00 %
401 GENERAL SUPPLIES	109.75-	0	0.00	0.00		0.00	0.00 %
** TOTAL OBJ SERIES: 400-499 SUPPLIES AND MATR'LS	109.75-	0	0.00	0.00		0.00	0.00 %
898 STUDENT SCHOLARSHIPS	43,550.00	42,000	0.00	5,500.00		36,500.00	86.90 %
899 STUDENT SCHOLARSHIPS	5,000.00	0	731.83	731.83		731.83-	0.00 %
** TOTAL OBJ SERIES: 800-899 OTHER EXPENDITURES	48,550.00	42,000	731.83	6,231.83		35,768.17	85.16 %
*** 09 SCHOLARSHIP FUND	60,895.25	42,000	731.83	6,231.83		35,768.17	85.16 %
305 PROF & TECH SERV	1,931.50	0	0.00	0.00		0.00	0.00 %
** TOTAL OBJ SERIES: 300-399 PURCHASED SERVICES	1,931.50	0	0.00	0.00		0.00	0.00 %
430 INSTRUCT SUPP	127.00	0	0.00	0.00		0.00	0.00 %
** TOTAL OBJ SERIES: 400-499 SUPPLIES AND MATR'LS	127.00	0	0.00	0.00		0.00	0.00 %
*** 11 RHEAUME EDUCATIONAL FUND	2,058.50	0	0.00	0.00		0.00	0.00 %
101 SALARIES PAYABLE	0.00	0	0.00	40.00-		40.00	0.00 %
186 NON-LIC INSTR - OTHER	29,589.65	32,706	3,239.58	13,513.37		19,192.63	58.68 %
** TOTAL OBJ SERIES: 100-199 SALARIES AND WAGES	29,589.65	32,706	3,239.58	13,473.37		19,232.63	58.80 %
210 FICA	2,019.40	2,502	244.79	1,037.43		1,464.57	58.53 %

OBJ FD	PRIOR YEAR ACTUAL	REVISED BUDGET	12/01/11 12/31/11	FISCAL YEAR 201107 EXPENDED THRU 12/31/11	ENCUMBERED THRU 12/31/11	REMAINING ON 12/31/11	PERCENT REMAINING
214 15							
214 PERA	1,510.11	2,289	165.48	751.84		1,537.16	67.15 %
** TOTAL OBJ SERIES: 200-299 EMPLOYEE BENEFITS	3,529.51	4,791	410.27	1,789.27		3,001.73	62.65 %
305 PROF & TECH SERV	4,571.70	2,865	282.26	797.43		2,067.57	72.16 %
325 INTERDEPT POSTAGE	0.44	0	0.00	0.00		0.00	0.00 %
** TOTAL OBJ SERIES: 300-399 PURCHASED SERVICES	4,572.14	2,865	282.26	797.43		2,067.57	72.16 %
401 GENERAL SUPPLIES	961.46	300	99.49	1,162.85		862.85	287.61-%
450 MATERIALS FOR RESALE	64,808.00	54,150	9,300.21	27,902.11		26,247.89	48.47 %
499 WAREHOUSE INVENTORY ADJ	1,250.25-	0	0.00	1,250.25		1,250.25-	0.00 %
** TOTAL OBJ SERIES: 400-499 SUPPLIES AND MATR'LS	64,519.21	54,450	9,399.70	30,315.21		24,134.79	44.32 %
530 EQUIPMENT PURCHASED	10,616.26	15,000	0.00	847.89		14,152.11	94.34 %
** TOTAL OBJ SERIES: 500-599 CAPITAL EXPENDITURES	10,616.26	15,000	0.00	847.89		14,152.11	94.34 %
820 DUES, MBRSHPS, LICENSES & FEES	367.00	452	0.00	417.52		34.48	7.62 %
** TOTAL OBJ SERIES: 800-899 OTHER EXPENDITURES	367.00	452	0.00	417.52		34.48	7.62 %
*** 15 CAFE	113,193.77	110,264	13,331.81	47,640.69		62,623.31	56.79 %
299 DENTAL CLAIMS	877,293.98	898,000	55,384.25	427,634.19		470,365.81	52.37 %
** TOTAL OBJ SERIES: 200-299 EMPLOYEE BENEFITS	877,293.98	898,000	55,384.25	427,634.19		470,365.81	52.37 %
305 PROF & TECH SERV	79,917.62	82,300	6,147.88	37,289.96		45,010.04	54.69 %
** TOTAL OBJ SERIES: 300-399 PURCHASED SERVICES	79,917.62	82,300	6,147.88	37,289.96		45,010.04	54.69 %
*** 20 ISF - DENTAL	957,211.60	980,300	61,532.13	464,924.15		515,375.85	52.57 %
191 SEVERANCE PAY	171,351.43-	1,000,000	0.00	0.00		1,000,000.00	100.00 %

OBJ FD	PRIOR YEAR ACTUAL	REVISED BUDGET	12/01/11 12/31/11	FISCAL YEAR 201107 EXPENDED THRU 12/31/11	ENCUMBERED THRU 12/31/11	REMAINING ON 12/31/11	PERCENT REMAINING
192 21							
192 CHANGE TO OPEB SEV LIABILITY	1,013,975.00-	0	0.00	0.00			
** TOTAL OBJ SERIES: 100-199	1,185,326.43-	1,000,000	0.00	0.00		0.00	0.00 %
SALARIES AND WAGES						1,000,000.00	100.00 %
210 FICA	149.21	0	0.00	0.00		0.00	0.00 %
252 HEALTH SAVINGS PLAN	514,768.25	0	14,649.60	14,649.60		14,649.60-	0.00 %
253 TSA - DISTRICT MATCH	342,406.97	0	0.00	0.00		0.00	0.00 %
** TOTAL OBJ SERIES: 200-299	857,324.43	0	14,649.60	14,649.60		14,649.60-	0.00 %
EMPLOYEE BENEFITS							
*** 21 ISF - POST RETIREMENT BENEFIT	328,002.00-	1,000,000	14,649.60	14,649.60		985,350.40	98.53 %
220 HEALTH INSURANCE	16,051,224.50	15,500,000	0.00	0.00		15,500,000.00	100.00 %
** TOTAL OBJ SERIES: 200-299	16,051,224.50	15,500,000	0.00	0.00		15,500,000.00	100.00 %
EMPLOYEE BENEFITS							
*** 22 ISF - HEALTH SELECT 105	16,051,224.50	15,500,000	0.00	0.00		15,500,000.00	100.00 %
220 HEALTH INSURANCE	1,258,123.41	1,247,291	102,477.73	648,940.24		598,350.76	47.97 %
230 LIFE INSURANCE	2,468.80	5,133	10,691.61-	1,527.71		3,605.29	70.23 %
235 DENTAL INSURANCE	75,069.40	105,676	17,348.74	40,772.24		64,903.76	61.41 %
** TOTAL OBJ SERIES: 200-299	1,335,661.61	1,358,100	109,134.86	691,240.19		666,859.81	49.10 %
EMPLOYEE BENEFITS							
305 PROF & TECH SERV	312.45	0	41.66	104.15		104.15-	0.00 %
** TOTAL OBJ SERIES: 300-399	312.45	0	41.66	104.15		104.15-	0.00 %
PURCHASED SERVICES							
*** 25 OPEB REVOCABLE TRUST	1,335,974.06	1,358,100	109,176.52	691,344.34		666,755.66	49.09 %
710 BOND, PRINCIPAL	0.00	620,000	0.00	0.00		620,000.00	100.00 %
720 BOND, INTEREST	987,650.00	958,400	0.00	479,200.00		479,200.00	50.00 %
** TOTAL OBJ SERIES: 700-799	987,650.00	1,578,400	0.00	479,200.00		1,099,200.00	69.64 %
DEBT SERVICE							
*** 47 POST EMPLOYMENT BENEFITS	987,650.00	1,578,400	0.00	479,200.00		1,099,200.00	69.64 %
*** REPORT TOTALS:	154,613,528.80	161,161,125	9,354,388.81	55,911,901.87	1,523,579.52	103,725,643.61	64.36 %

BURNSVILLE-EAGAN-SAVAGE

Independent School District 191

DISTRICT EXPENDITURES

BY

PROGRAM/DEPARTMENT

WITHIN FUND

December, 2011

REPORT: EXPREV 341 EXP SUMMARY - PROGRAMS (PRG) WITHIN FUND
 STATEMENT OF EXPENDITURES
 DIST 0191 Burnsville-Eagan-Savage ISD191 ACCOUNTING PERIOD 12/01/11 TO 12/31/11

RUN: WED 032812 11:35 PAGE 1

ACCT STATUS: Active and Next Year Accts		ACCOUNT RANGES: 01- TO 99-999						
PRG	FD	PRIOR YEAR ACTUAL	REVISED BUDGET	12/01/11 TO 12/31/11	FISCAL YEAR 201107 EXPENDED THRU 12/31/11	ENCUMBERED THRU 12/31/11	REMAINING ON 12/31/11	PERCENT REMAINING
010	01	118,570.52	160,770	18,070.33	67,911.45	767.00	92,091.55	57.28 %
020		294,371.32	298,210	22,053.81	148,414.54		149,795.46	50.23 %
030		14,021.87	223,035	17,720.60	110,515.67		112,519.33	50.44 %
050		4,116,522.23	4,743,988	329,025.13	1,869,655.73	12,609.37	2,861,722.90	60.32 %
**	TOTAL PRG SERIES: 000-099	4,543,485.94	5,426,003	386,869.87	2,196,497.39	13,376.37	3,216,129.24	59.27 %
105		186,925.54	177,323	14,477.23	75,443.50	25,534.20	76,345.30	43.05 %
110		1,299,989.55	1,293,202	102,245.95	649,915.84	204.01	643,082.15	49.72 %
130		319,223.57	434,393	37,025.47	213,527.03	14,136.00	206,729.97	47.59 %
140		728,280.13	756,588	29,780.97	548,425.31	13,114.42	195,048.27	25.77 %
150		11,158.20	20,000	0.00	473.60		19,526.40	97.63 %
160		834,957.06	810,010	71,247.64	374,904.36		435,105.64	53.71 %
170		37,674.12	46,900	1,812.85	31,560.75	783.11	14,556.14	31.03 %
180		123,099.30	214,616	15,781.44	82,689.02		131,926.98	61.47 %
197		17,348.01	13,900	3,295.99	12,197.28	1,599.63	103.09	0.74 %
198		0.00	0	0.00	95.00		95.00-	0.00 %
199		5,208.25	24,910	796.32	17,932.66		6,977.34	28.01 %
**	TOTAL PRG SERIES: 100-199	3,563,863.73	3,791,842	276,463.86	2,007,164.35	55,371.37	1,729,306.28	45.60 %
	DIST. SUPPORT SERV.							

REPORT: EXPREV 341 EXP SUMMARY - PROGRAMS (PRG) WITHIN FUND
 STATEMENT OF EXPENDITURES
 DIST 0191 Burnsville-Eagan-Savage ISD191 ACCOUNTING PERIOD 12/01/11 TO 12/31/11

RUN: WED 032812 11:35 PAGE 2

PRG FD	PRIOR YEAR ACTUAL	REVISED BUDGET	12/01/11 12/31/11	FISCAL YEAR 201107 EXPENDED THRU 12/31/11	ENCUMBERED THRU 12/31/11	REMAINING ON 12/31/11	PERCENT REMAINING
201 01	1,589,206.94	1,332,911	109,822.50	488,643.77	2,564.73	841,702.50	63.14 %
201 KINDERGARTEN							
202 PRIMARY (1-3)	8,315,304.60	8,141,286	671,534.60	2,987,295.52	2,517.12	5,151,473.36	63.27 %
203 INTERMEDIATE (4-6)	10,215,616.58	12,376,533	897,211.14	3,989,208.86	10,754.23	8,376,569.91	67.68 %
204 TITLE II TEACHER TRAINING	271,982.06	311,706	3,093.94	27,234.34		284,471.66	91.26 %
205 TITLE III - LEP	210,179.77	142,106	3,852.82	50,061.09		92,044.91	64.77 %
208 ELE/SEC MIDDLE SCH'L	4,556.74	7,500	664.14	1,800.66		5,699.34	75.99 %
211 SECONDARY ED-GENERAL	4,708,772.50	5,600,137	221,333.79	1,575,017.08	28,776.89	3,996,343.03	71.36 %
212 ART	896,216.57	1,144,281	96,593.00	415,837.99	1,910.67	726,532.34	63.49 %
215 BUSINESS	108,321.45	122,677	9,965.36	44,868.48	4,676.50	73,132.02	59.61 %
216 TITLE I EDUCATIONALLY DISADVAN	1,167,435.76	1,412,860	91,958.34	353,468.29	64.95	1,059,326.76	74.97 %
217 ASSURANCE OF MASTERY	226,582.96	537,669	41,268.32	183,792.53		353,876.47	65.81 %
218 SCHOOL ENRICHMENT PROG	593,096.74	501,305	38,914.43	172,309.93		328,995.07	65.62 %
219 ESL	3,086,471.56	2,659,826	208,175.51	926,097.64		1,733,728.36	65.18 %
220 LANGUAGE ARTS	2,832,366.30	2,965,099	239,922.96	1,067,405.17	1,703.56	1,895,990.27	63.94 %
230 WORLD LANGUAGES	1,176,593.59	1,008,711	83,861.54	376,388.40	0.01	632,322.59	62.68 %
240 PHY ED-HEALTH-REC	2,086,707.30	1,952,912	163,985.88	720,132.18	1,258.85	1,231,520.97	63.06 %
250 FAMILY LIVING SCIENCE	151,192.50	131,409	12,330.75	46,144.90		85,264.10	64.88 %

PRG FD	PRIOR YEAR ACTUAL	REVISED BUDGET	12/01/11 12/31/11	FISCAL YEAR 201107 EXPENDED THRU 12/31/11	ENCUMBERED THRU 12/31/11	REMAINING ON 12/31/11	PERCENT REMAINING
255 01	434,003.56	464,294	39,407.74	169,841.53	2,788.27	291,664.20	62.81 %
255 INDUSTRIAL EDUCATION							
256 MATHEMATICS	2,697,473.32	2,647,572	217,526.80	973,685.64	0.01	1,673,886.35	63.22 %
258 MUSIC	1,986,220.43	1,547,869	137,100.01	604,949.18	1,874.04	941,045.78	60.79 %
260 NATURAL SCIENCES	3,292,537.99	3,202,425	266,186.86	1,201,396.67	2,547.05	1,998,481.28	62.40 %
270 SOCIAL STUDIES	2,743,291.74	2,584,624	213,429.75	941,179.66	140.12	1,643,304.22	63.58 %
291 CO-CURRICULAR	593,349.19	411,142	55,605.62	221,436.94	4,478.75	185,226.31	45.05 %
292 BOYS/GIRLS ATHLETICS	433,727.76	562,906	29,443.64	240,107.36		322,798.64	57.34 %
294 BOYS ATHLETICS	502,700.32	344,395	34,819.66	210,598.67		133,796.33	38.84 %
296 GIRLS ATHLETICS	420,969.95	286,673	32,048.97	191,369.15		95,303.85	33.24 %
** TOTAL PRG SERIES: 200-299 REGULAR INSTRUCTION	50,744,878.18	52,400,828	3,913,870.19	18,180,271.63	66,055.75	34,154,500.62	65.17 %
311 DISTRIBUTIVE EDUCATION	6,273.76	0	0.00	19,136.52		19,136.52	0.00 %
331 HOME ECONOMICS ED	353,781.03	314,436	26,374.46	113,537.72	535.16	200,363.12	63.72 %
341 BUSINESS & OFFICE ED	167,126.96	173,086	13,321.42	59,768.02		113,317.98	65.46 %
351 TECHNICAL EDUCATION	15,811.13	18,750	0.00	1,249.00		17,501.00	93.33 %
361 TRADE-INDUSTRIAL ED	139,611.06	99,530	8,201.98	36,309.72		63,220.28	63.51 %
380 SPECIAL NEEDS	521,867.23	622,763	48,806.59	215,937.50		406,825.50	65.32 %
399 VOCATIONAL-GENERAL	273,134.37	343,711	3,521.33	121,140.15		222,570.85	64.75 %
** TOTAL PRG SERIES: 300-399 VOCATIONAL INSTRU.	1,477,605.54	1,572,276	93,183.12	567,078.63	535.16	1,004,662.21	63.89 %

PRG FD	PRIOR YEAR ACTUAL	REVISED BUDGET	12/01/11 TO 12/31/11	FISCAL YEAR 201107 EXPENDED THRU 12/31/11	ENCUMBERED THRU 12/31/11	REMAINING ON 12/31/11	PERCENT REMAINING
400 01	317,995.54	50,190-	12,504.53	37,505.54		87,695.54-	174.72 %
400 GENERAL SPECIAL ED							
401 SPEECH/LANGUAGE IMPAIRED	1,448,111.79	1,446,900	84,660.45	435,158.91		1,011,741.09	69.92 %
402 MMM MENTALLY IMP - MILD-MOD	1,413,584.77	1,172,629	97,663.66	424,618.26	7,495.00	740,515.74	63.15 %
403 MSMI MENTALLY IMP - MOD-SEVERE	979,963.16	1,230,331	100,706.65	422,915.59		807,415.41	65.62 %
404 PHYSICALLY IMPAIRED	444,497.06	422,399	29,087.99	112,581.36		309,817.64	73.34 %
405 DEAF-HARD OF HEARING	126,631.21	106,396	0.00	0.00		106,396.00	100.00 %
406 VISUALLY IMPAIRED	180,770.59	139,745	2,434.09	9,443.51		130,301.49	93.24 %
407 LD SPECIFIC LRNING DISABILITY	3,347,407.68	2,433,165	198,469.24	838,608.85	7,094.00	1,587,462.15	65.24 %
408 EBD EMOTION/BEHAVIOR DISORDER	4,382,881.75	3,803,396	313,150.13	1,355,192.67	2,543.91	2,445,659.42	64.30 %
410 OTHER HEALTH IMPAIRED	365,317.32	224,295	16,643.11	65,485.41	6,970.00	151,839.59	67.69 %
411 AUTISTIC	2,033,405.18	1,968,025	159,457.71	654,580.27	6,999.24	1,306,445.49	66.38 %
412 EARLY CHILDHOOD SPEC EDUCATION	3,176,915.26	2,947,185	239,891.32	1,125,609.50	1,195.91	1,820,379.59	61.76 %
414 TRAUMATIC BRAIN INJURY	0.00	120	0.00	0.00		120.00	100.00 %
416 SEVERELY MULTIPLY IMPAIRED	180.00	220	17.90	17.90		202.10	91.86 %
420 SPECIAL ED-GENERAL	2,907,447.30	3,007,277	164,835.24	955,407.97	2,434.66	2,049,434.37	68.14 %
430 HOMEBOUND	0.00	400	0.00	0.00		400.00	100.00 %
472 SP ED - HEALTH SERVICES	450,501.77	461,278	36,052.22	170,858.22		290,419.78	62.95 %

PRG FD	PRIOR YEAR ACTUAL	REVISED BUDGET	12/01/11 12/31/11	FISCAL YEAR 201107 EXPENDED THRU 12/31/11	ENCUMBERED THRU 12/31/11	REMAINING ON 12/31/11	PERCENT REMAINING
473 01							
473 SP ED - PSYCHOLOGICAL SERV	1,061,818.66	854,367	68,971.54	337,773.05		516,593.95	60.46 %
474 SP ED - SOCIAL WORK	45,212.18	3,000	0.00	44.13		2,955.87	98.52 %
** TOTAL PRG SERIES: 400-499 SPECIAL ED INSTRUCT.	22,682,641.22	20,170,938	1,524,545.78	6,945,801.14	34,732.72	13,190,404.14	65.39 %
520 BALC - DIPLOMA	191,783.42	191,328	8,833.32	110,934.78		80,393.22	42.01 %
** TOTAL PRG SERIES: 500-599 COMMUNITY ED & SERV	191,783.42	191,328	8,833.32	110,934.78		80,393.22	42.01 %
600	0.00	32,140-	0.00	0.00		32,140.00-	100.00 %
605 GENERAL INSTRUCT SUPPORT	1,378,718.88	1,301,634	109,146.99	605,370.77	112.50	696,150.73	53.48 %
610 CURR CONSULT/DEVELOP	1,930,757.05	1,770,279	91,976.47	383,767.32	7,320.30	1,379,191.38	77.90 %
620 EDUCATIONAL MEDIA	904,816.42	1,076,513	83,828.87	367,181.50	22,346.81	686,984.69	63.81 %
640 STAFF DEVELOPMENT	2,062,448.39	392,507	131,725.67	199,803.22	170.00	192,533.78	49.05 %
680 COMP ASSIST INSTRUCT	1,465,960.80	1,578,718	61,894.68	629,128.16	22,873.00	926,716.84	58.70 %
690 OTHR INSTR SUPP SERV	45,450.00	49,076	5,376.12	19,730.22		29,345.78	59.79 %
** TOTAL PRG SERIES: 600-699 INSTRUC SUPPORT SERV	7,788,151.54	6,136,587	483,948.80	2,204,981.19	52,822.61	3,878,783.20	63.20 %
710 COUNSELING/GUIDANCE	1,118,759.46	1,031,210	88,478.85	419,219.96	50.00	611,940.04	59.34 %
720 HEALTH SERVICES	888,258.02	872,104	69,957.28	337,392.55	40.60	534,670.85	61.30 %
740 ATTEND/SOC WORK SERV	615,769.00	732,702	20,227.66	286,401.42		446,300.58	60.91 %
760 PUPIL TRANSPORTATION	0.00	28,091	0.00	0.00		28,091.00	100.00 %
770 FOOD SERVICES	60,850.85	0	4,645.18	14,116.29		14,116.29-	0.00 %

PRG FD	PRIOR YEAR ACTUAL	REVISED BUDGET	12/01/11 TO 12/31/11	FISCAL YEAR 201107 EXPENDED THRU 12/31/11	ENCUMBERED THRU 12/31/11	REMAINING ON 12/31/11	PERCENT REMAINING
790 01							
790 OTHER PUPIL SUPPORT SERVICES	265,246.14	133,258	11,719.86	56,908.11	6,114.00	70,235.89	52.70 %
791 DIVERSITY/PEER LDRSHP	6,200.27	4,837	565.63	2,262.68		2,574.32	53.22 %
792 PUPIL APPRAISAL	405,523.85	383,090	35,208.49	258,645.98		124,444.02	32.48 %
** TOTAL PRG SERIES: 700-799 PUPIL SUPPORT SERV	3,360,607.59	3,185,292	230,802.95	1,374,946.99	6,204.60	1,804,140.41	56.63 %
810 OPERATIONS	7,258,907.21	7,104,971	554,082.43	3,222,095.27	43,426.00	3,839,449.73	54.03 %
811 MAINTENANCE	1,183,445.77	902,464	96,710.44	527,985.55	2,726.19	371,752.26	41.19 %
850 FACILITIES	3,700,674.51	1,786,658	221,030.10	1,129,264.51	23,085.84	634,307.65	35.50 %
** TOTAL PRG SERIES: 800-899 SITE, BUILDINGS, EQUIP	12,143,027.49	9,794,093	871,822.97	4,879,345.33	69,238.03	4,845,509.64	49.47 %
920 SHORT TERM DEBT	0.00	10,000	0.00	0.00		10,000.00	100.00 %
930 EMPLOYEE BENEFITS	0.00-	0	0.00	132,632.91		132,632.91-	0.00 %
940 PROPERTY & OTHER INS	210,020.44	491,000	16,919.00	200,831.75		290,168.25	59.09 %
950 TRANSFERS	0.00	183,369	0.00	0.00		183,369.00	100.00 %
** TOTAL PRG SERIES: 900-999 FISCAL & OTHER FIXED	210,020.44	684,369	16,919.00	333,464.66		350,904.34	51.27 %
*** 01 GENERAL	106,706,065.09	103,353,556	7,807,259.86	38,800,486.09	298,336.61	64,254,733.30	62.16 %
770 FOOD SERVICES	4,331,050.98	4,576,388	354,377.75	1,744,676.32	178.87	2,831,532.81	61.87 %
** TOTAL PRG SERIES: 700-799 PUPIL SUPPORT SERV	4,331,050.98	4,576,388	354,377.75	1,744,676.32	178.87	2,831,532.81	61.87 %
*** 02 FOOD SERVICE	4,331,050.98	4,576,388	354,377.75	1,744,676.32	178.87	2,831,532.81	61.87 %
760 PUPIL TRANSPORTATION	6,557,762.00	6,568,891	70,992.12	1,924,407.89		4,644,483.11	70.70 %
** TOTAL PRG SERIES: 700-799 PUPIL SUPPORT SERV	6,557,762.00	6,568,891	70,992.12	1,924,407.89		4,644,483.11	70.70 %
930 EMPLOYEE BENEFITS	0.00	0	0.00	257.93		257.93-	0.00 %
** TOTAL PRG SERIES: 900-999 FISCAL & OTHER FIXED	0.00	0	0.00	257.93		257.93-	0.00 %

PRG FD	PRIOR YEAR ACTUAL	REVIS ED BUDGET	12/01/11 12/31/11	FISCAL YEAR 201107 EXPENDE D THRU 12/31/11	ENCUMBERED THRU 12/31/11	REMAINING ON 12/31/11	PERCENT REMAINING
930 03							
*** 03 TRANSPORTATION	6,557,762.00	6,568,891	70,992.12	1,924,665.82		4,644,225.18	70.70 %
505 COMM SERV - GENERAL	355,966.65	553,010	16,162.64	119,338.94		433,671.06	78.42 %
510 ADULT EDUCATION	345,328.21	117,341	15,372.81	67,528.40		49,812.60	42.45 %
511 ADULT RECREATION	7,184.69	11,410	357.81	1,731.83		9,678.17	84.82 %
520 ADULT BASIC ED	524,059.69	540,191	43,479.98	262,489.77	108.28	277,592.95	51.38 %
550 PRESCHOOL	247,747.56	327,141	21,286.41	107,852.20	3.34	219,285.46	67.03 %
551 ELEMENTARY	333,081.31	160,356	27,123.93	107,831.67		52,524.33	32.75 %
552 SECONDARY	133,907.82	51,000	9,151.66	26,817.48		24,182.52	47.41 %
553 GTI GIFTED/TALENTED	55,302.04	52,689	407.08	45,311.64		7,377.36	14.00 %
554 SES	37,258.47	34,700	0.00	941.44		33,758.56	97.28 %
560 RECREATION	150,333.49	86,200	5,862.73	37,657.78		48,542.22	56.31 %
570 PROJECT KIDS	2,147,248.48	1,921,695	143,477.84	818,435.64		1,103,259.36	57.41 %
571 PROJ KIDS - PRESCHOOL	986,920.53	833,006	74,853.76	398,862.49	3.32	434,140.19	52.11 %
572 0-5 PROGRAM	0.00	58,940	0.00	0.00		58,940.00	100.00 %
580 EARLY CHILD & FAMILY ED	517,026.92	467,823	43,543.69	213,761.78	60.14	254,001.08	54.29 %
582 SCHOOL READINESS	96,711.10	114,923	6,523.61	36,728.40		78,194.60	68.04 %
583 PRESCHOOL SCREENING	46,718.71	50,693	3,811.67	21,836.87		28,856.13	56.92 %

PRG FD	PRIOR YEAR ACTUAL	REVISED BUDGET	12/01/11 TO 12/31/11	FISCAL YEAR 201107 EXPENDED THRU 12/31/11	ENCUMBERED THRU 12/31/11	REMAINING ON 12/31/11	PERCENT REMAINING
585 04							
585 YOUTH DEV/SERV	71,766.75	86,000	7,401.19	36,906.72		49,093.28	57.08 %
586 AFTER SCHOOL ENRICHMENT	78,870.10	29,599	2,766.64	11,892.00		17,707.00	59.82 %
590 OTHER COMM SERVICES	287,293.45	490,180	17,857.23	120,776.23		366,319.34	74.73 %
** TOTAL PRG SERIES: 500-599 COMMUNITY ED & SERV	6,422,725.97	5,986,897	439,440.68	2,436,701.28	3,084.43 3,259.51	3,546,936.21	59.24 %
930 EMPLOYEE BENEFITS	0.00-	0	0.00	467.76		467.76-	0.00 %
** TOTAL PRG SERIES: 900-999 FISCAL & OTHER FIXED	0.00-	0	0.00	467.76		467.76-	0.00 %
*** 04 COMMUNITY SERVICE	6,422,725.97	5,986,897	439,440.68	2,437,169.04	3,259.51	3,546,468.45	59.23 %
850 FACILITIES	2,915,650.87	11,770,000	426,790.45	7,486,696.50	1,221,804.53	3,061,498.97	26.01 %
** TOTAL PRG SERIES: 800-899 SITE, BUILDINGS, EQUIP	2,915,650.87	11,770,000	426,790.45	7,486,696.50	1,221,804.53	3,061,498.97	26.01 %
*** 06 CAPITAL PROJECTS	2,915,650.87	11,770,000	426,790.45	7,486,696.50	1,221,804.53	3,061,498.97	26.01 %
910 DEBT RED-BOND'D DEBT	7,658,255.25	7,489,579	0.00	1,479,553.76		6,010,025.24	80.24 %
** TOTAL PRG SERIES: 900-999 FISCAL & OTHER FIXED	7,658,255.25	7,489,579	0.00	1,479,553.76		6,010,025.24	80.24 %
*** 07 DEBT SERVICE	7,658,255.25	7,489,579	0.00	1,479,553.76		6,010,025.24	80.24 %
050 SCHOOL ADMINISTRATION	39,450.09	40,000	2,180.61	18,124.35		21,875.65	54.68 %
** TOTAL PRG SERIES: 000-099 ADMINISTRATION	39,450.09	40,000	2,180.61	18,124.35		21,875.65	54.68 %
110 BUSINESS SERVICES	15,693.37	37,000	50.17	4,856.56		32,143.44	86.87 %
** TOTAL PRG SERIES: 100-199 DIST. SUPPORT SERV.	15,693.37	37,000	50.17	4,856.56		32,143.44	86.87 %
211 SECONDARY ED-GENERAL	702,749.15	705,000	49,611.15	276,161.67		428,838.33	60.82 %
** TOTAL PRG SERIES: 200-299 REGULAR INSTRUCTION	702,749.15	705,000	49,611.15	276,161.67		428,838.33	60.82 %
505 COMM SERV - GENERAL	43,478.55	46,250	1,031.79	17,768.33		28,481.67	61.58 %
** TOTAL PRG SERIES: 500-599 COMMUNITY ED & SERV	43,478.55	46,250	1,031.79	17,768.33		28,481.67	61.58 %

PRG FD	PRIOR YEAR ACTUAL	REVISED BUDGET	12/01/11 12/31/11	FISCAL YEAR 201107 EXPENDED THRU 12/31/11	ENCUMBERED THRU 12/31/11	REMAINING ON 12/31/11	PERCENT REMAINING
605 08							
605 GEN INSTRUCT SUPPORT	24,624.84	0	3,015.83	10,072.77			
** TOTAL PRG SERIES: 600-699 INSTRUC SUPPORT SERV	24,624.84	0	3,015.83	10,072.77		10,072.77-	0.00 % 0.00 %
770 FOOD SERVICES	4,183.77	2,775	114.75	816.01			
** TOTAL PRG SERIES: 700-799 PUPIL SUPPORT SERV	4,183.77	2,775	114.75	816.01		1,958.99	70.59 % 70.59 %
810 OPERATIONS	11,633.19	15,725	101.76	6,864.04			
** TOTAL PRG SERIES: 800-899 SITE, BUILDINGS, EQUIP	11,633.19	15,725	101.76	6,864.04		8,860.96	56.34 % 56.34 %
*** 08 FLEX BENEFIT FUND	841,812.96	846,750	56,106.06	334,663.73		512,086.27	60.47 %
790 OTHER PUPIL SUPP SER	60,895.25	42,000	731.83	6,231.83			
** TOTAL PRG SERIES: 700-799 PUPIL SUPPORT SERV	60,895.25	42,000	731.83	6,231.83		35,768.17	85.16 % 85.16 %
*** 09 SCHOLARSHIP FUND	60,895.25	42,000	731.83	6,231.83		35,768.17	85.16 %
212 ART	2,058.50	0	0.00	0.00			
** TOTAL PRG SERIES: 200-299 REGULAR INSTRUCTION	2,058.50	0	0.00	0.00		0.00	0.00 % 0.00 %
*** 11 RHEAUME EDUCATIONAL FUND	2,058.50	0	0.00	0.00		0.00	0.00 %
790 OTHER PUPIL SUPPORT SERVICES	113,193.77	110,264	13,331.81	47,640.69			
** TOTAL PRG SERIES: 700-799 PUPIL SUPPORT SERV	113,193.77	110,264	13,331.81	47,640.69		62,623.31	56.79 % 56.79 %
*** 15 CAFE	113,193.77	110,264	13,331.81	47,640.69		62,623.31	56.79 %
050 SCHOOL ADMINISTRATION	43,962.58	48,500	2,861.28	21,655.03			
** TOTAL PRG SERIES: 000-099 ADMINISTRATION	43,962.58	48,500	2,861.28	21,655.03		26,844.97	55.35 % 55.35 %
105 GEN ADMIN SUPPORT	16,989.78	16,300	1,107.58	8,368.63			
** TOTAL PRG SERIES: 100-199 DIST. SUPPORT SERV.	16,989.78	16,300	1,107.58	8,368.63		7,931.37	48.65 % 48.65 %
203 INTERMEDIATE (4-6)	460,348.12	470,000	29,147.72	220,173.12			
** TOTAL PRG SERIES: 200-299 REGULAR INSTRUCTION	460,348.12	470,000	29,147.72	220,173.12		249,826.88	53.15 % 53.15 %

PRG FD	PRIOR YEAR ACTUAL	REVISED BUDGET	12/01/11 12/31/11	FISCAL YEAR 201107 EXPENDED THRU 12/31/11	ENCUMBERED THRU 12/31/11	REMAINING ON 12/31/11	PERCENT REMAINING
399 20							
399 VOCATIONAL-GENERAL	12,190.49	13,000	793.76	6,006.73			
** TOTAL PRG SERIES: 300-399 VOCATIONAL INSTRUC.	12,190.49	13,000	793.76	6,006.73		6,993.27	53.79 %
						6,993.27	53.79 %
420 SPECIAL ED-GENERAL	216,771.99	223,000	14,127.80	106,753.43			
** TOTAL PRG SERIES: 400-499 SPECIAL ED INSTRUC.	216,771.99	223,000	14,127.80	106,753.43		116,246.57	52.12 %
						116,246.57	52.12 %
505 COMM SERV - GENERAL	55,611.69	61,000	3,925.76	29,680.58			
** TOTAL PRG SERIES: 500-599 COMMUNITY ED & SERV	55,611.69	61,000	3,925.76	29,680.58		31,319.42	51.34 %
						31,319.42	51.34 %
605 GEN INSTRUC SUPPORT	35,624.60	31,500	2,018.27	15,267.93			
** TOTAL PRG SERIES: 600-699 INSTRUC SUPPORT SERV	35,624.60	31,500	2,018.27	15,267.93		16,232.07	51.53 %
						16,232.07	51.53 %
790 OTHER PUPIL SUPPORT SERVICES	70,551.01	72,000	4,596.47	34,757.46			
** TOTAL PRG SERIES: 700-799 PUPIL SUPPORT SERV	70,551.01	72,000	4,596.47	34,757.46		37,242.54	51.72 %
						37,242.54	51.72 %
810 OPERATIONS	45,161.34	45,000	2,953.49	22,261.24			
** TOTAL PRG SERIES: 800-899 SITE, BUILDINGS, EQUIP	45,161.34	45,000	2,953.49	22,261.24		22,738.76	50.53 %
*** 20 ISF - DENTAL	957,211.60	980,300	61,532.13	464,924.15		22,738.76	50.53 %
						515,375.85	52.57 %
050 SCHOOL ADMINISTRATION	173,301.34-	225,000	0.00	0.00			
** TOTAL PRG SERIES: 000-099 ADMINISTRATION	173,301.34-	225,000	0.00	0.00		225,000.00	100.00 %
						225,000.00	100.00 %
110 BUSINESS SERVICES	18,488.54	0	0.00	0.00			
** TOTAL PRG SERIES: 100-199 DIST. SUPPORT SERV.	18,488.54	0	0.00	0.00		0.00	0.00 %
						0.00	0.00 %
211 SECONDARY ED-GENERAL	195,073.99-	775,000	14,649.60	14,649.60			
** TOTAL PRG SERIES: 200-299 REGULAR INSTRUCTION	195,073.99-	775,000	14,649.60	14,649.60		760,350.40	98.10 %
						760,350.40	98.10 %
770 FOOD SERVICES	21,077.41	0	0.00	0.00			
** TOTAL PRG SERIES: 700-799 PUPIL SUPPORT SERV	21,077.41	0	0.00	0.00		0.00	0.00 %
						0.00	0.00 %

PRG FD	PRIOR YEAR ACTUAL	REVISED BUDGET	12/01/11 TO 12/31/11	FISCAL YEAR 201107 EXPENDED THRU 12/31/11	ENCUMBERED THRU 12/31/11	REMAINING ON 12/31/11	PERCENT REMAINING
810 21	807.38	0	0.00	0.00		0.00	0.00 %
** TOTAL PRG SERIES: 800-899 SITE, BUILDINGS, EQUIP	807.38	0	0.00	0.00		0.00	0.00 %
*** 21 ISF - POST RETIREMENT BENEFIT	328,002.00	1,000,000	14,649.60	14,649.60		985,350.40	98.53 %
105 GEN ADMIN SUPPORT	16,051,224.50	15,500,000	0.00	0.00		15,500,000.00	100.00 %
** TOTAL PRG SERIES: 100-199 DIST. SUPPORT SERV.	16,051,224.50	15,500,000	0.00	0.00		15,500,000.00	100.00 %
*** 22 ISF - HEALTH SELECT 105	16,051,224.50	15,500,000	0.00	0.00		15,500,000.00	100.00 %
050 SCHOOL ADMINISTRATION	112,319.62	50,603	7,959.06	49,559.62		1,043.38	2.06 %
** TOTAL PRG SERIES: 000-099 ADMINISTRATION	112,319.62	50,603	7,959.06	49,559.62		1,043.38	2.06 %
110 BUSINESS SERVICES	106,012.45	80,946	7,012.89	43,560.43		37,385.57	46.18 %
** TOTAL PRG SERIES: 100-199 DIST. SUPPORT SERV.	106,012.45	80,946	7,012.89	43,560.43		37,385.57	46.18 %
211 SECONDARY ED-GENERAL	606,842.33	521,418	51,994.10	329,384.10		192,033.90	36.82 %
** TOTAL PRG SERIES: 200-299 REGULAR INSTRUCTION	606,842.33	521,418	51,994.10	329,384.10		192,033.90	36.82 %
810 OPERATIONS	0.00	77	0.00	0.00		77.00	100.00 %
** TOTAL PRG SERIES: 800-899 SITE, BUILDINGS, EQUIP	0.00	77	0.00	0.00		77.00	100.00 %
935 OPEB RETIREE CONTRIBUTIONS	510,799.66	705,056	42,210.47	268,840.19		436,215.81	61.86 %
** TOTAL PRG SERIES: 900-999 FISCAL & OTHER FIXED	510,799.66	705,056	42,210.47	268,840.19		436,215.81	61.86 %
*** 25 OPEB REVOCABLE TRUST	1,335,974.06	1,358,100	109,176.52	691,344.34		666,755.66	49.09 %
910 DEBT RED-BOND'D DEBT	987,650.00	1,578,400	0.00	479,200.00		1,099,200.00	69.64 %
** TOTAL PRG SERIES: 900-999 FISCAL & OTHER FIXED	987,650.00	1,578,400	0.00	479,200.00		1,099,200.00	69.64 %
*** 47 POST EMPLOYMENT BENEFITS	987,650.00	1,578,400	0.00	479,200.00		1,099,200.00	69.64 %
*** REPORT TOTALS:	154,613,528.80	161,161,125	9,354,388.81	55,911,901.87	1,523,579.52	103,725,643.61	64.36 %

BURNSVILLE-EAGAN-SAVAGE

Independent School District 191

DISTRICT EXPENDITURES

BY

BUILDING/ORGANIZATIONAL UNIT

WITHIN FUND

December, 2011

REPORT: EXPREV 132 EXP SUMMARY - BUILDING(ORG) WITHIN FUND
 STATEMENT OF EXPENDITURES
 DIST 0191 Burnsville-Eagan-Savage ISD191 ACCOUNTING PERIOD 12/01/11 TO 12/31/11

RUN: WED 032812 11:31 PAGE 1

ACCT STATUS: Active and Next Year Accts		ACCOUNT RANGES: 01 TO 99-999			FISCAL YEAR 201107			
ORG FD	PRIOR YEAR ACTUAL	REVISED BUDGET	12/01/11 TO 12/31/11	EXPENDED THRU 12/31/11	ENCUMBERED THRU 12/31/11	REMAINING ON 12/31/11	PERCENT REMAINING	
005 01	9,361,163.25	8,924,488	631,141.52	4,586,569.27	116,906.76	4,221,011.97	47.29 %	
005 DISTRICTWIDE								
006 ADMIN BLDG	33,187.52	32,630	2,251.50	14,854.43		17,775.57	54.47 %	
007 ENVISION-PERFORMING ARTS CTR	238,964.36	0-	0.00	76.30		76.30-	0.00 %	
008 DIAMONDHEAD	883,286.38	823,378	217,144.84	387,569.80	2,204.00	433,604.20	52.66 %	
014 BURNSVILLE SR HIGH	17,337,575.07	16,089,696	1,287,661.72	6,264,757.95	12,785.39	9,812,152.66	60.98 %	
015 METCALF JR HIGH	5,689,538.09	5,079,453	445,943.99	1,969,212.40	6,385.58	3,103,855.02	61.10 %	
066 EAGLE RIDGE JR HIGH	5,786,111.20	5,059,618	425,165.36	1,938,788.50	8,551.42	3,112,278.08	61.51 %	
085 NICOLLET JR HIGH	6,917,588.49	4,946,092	389,488.11	1,855,897.53	16,833.20	3,073,361.27	62.13 %	
** TOTAL ORG SERIES: 000-099 DISTRICT WIDE	46,247,414.36	40,955,355	3,398,797.04	17,017,726.18	163,666.35	23,773,962.47	58.04 %	
100 ELEMENTARY SERVICES	460,128.59	2,373,480	40,731.04	137,564.35		2,235,915.65	94.20 %	
** TOTAL ORG SERIES: 100-199 ELEMENTARY SERVICES	460,128.59	2,373,480	40,731.04	137,564.35		2,235,915.65	94.20 %	
200 ELE/SEC SERVICES	8,554,340.43	8,427,083	258,612.25	2,692,601.11	73,881.91	5,660,599.98	67.17 %	
201 CLUSTER EAST	0.00	969,033	75,739.92	346,346.86		622,686.14	64.25 %	
202 CLUSTER WEST	0.00	924,362	74,802.99	336,305.93		588,056.07	63.61 %	
203 CLUSTER CENTRAL	0.00	1,175,095	98,069.58	428,569.79		746,525.21	63.52 %	
204 CLUSTER SECONDARY	0.00	824,698	40,571.55	267,442.47		557,255.53	67.57 %	
205 CLUSTER ECSE	0.00	1,579,907	138,151.42	652,303.21		927,603.79	58.71 %	

ORG FD	PRIOR YEAR ACTUAL	REVISED BUDGET	12/01/11 12/31/11	FISCAL YEAR 201107 EXPENDED THRU 12/31/11	ENCUMBERED THRU 12/31/11	REMAINING ON 12/31/11	PERCENT REMAINING
299 01							
299 SUMMER SCHOOL	36,663.75	1,000	0.00	18,775.73			
** TOTAL ORG SERIES: 200-299 ELEM/SECOND SERVICES	8,591,004.18	13,901,178	685,947.71	4,742,345.10	73,881.91	17,775.73-9,084,950.99	1777.57-65.35 %
300 SECONDARY SERVICES	455,384.63	599,365	26,551.38	215,740.18	0.01	383,624.81	64.00 %
314 BALC - SECONDARY	451,356.29	523,748	35,399.97	142,404.12		381,343.88	72.81 %
315 BALC - ELEM/JRH	727,262.49	711,386	46,147.68	357,777.85		353,608.15	49.70 %
** TOTAL ORG SERIES: 300-399 SECONDARY SERVICES	1,634,003.41	1,834,499	108,099.03	715,922.15	0.01	1,118,576.84	60.97 %
414 BESTransition SERVICES	816,283.56	940,918	82,783.44	304,433.81	29.24	636,454.95	67.64 %
481 CEDAR ELEMENTARY	3,453,073.08	2,179,324	164,169.85	767,212.55	1,195.91	1,410,915.54	64.74 %
482 GIDEON POND ELEMENTARY	3,010,716.29	2,971,171	240,159.03	1,090,573.07	4,985.30	1,875,612.63	63.12 %
483 EDW NEILL ELEMENTARY	4,076,045.28	3,767,697	317,578.34	1,425,909.11	3,442.49	2,338,345.40	62.06 %
484 MARION W SAVAGE ELEMENTARY	4,599,466.92	3,809,820	308,799.62	1,420,567.82	1,459.54	2,387,792.64	62.67 %
485 SIOUX TRAIL ELEMENTARY	3,455,864.00	3,141,574	274,924.62	1,212,402.48	4,029.86	1,925,141.66	61.27 %
486 VISTA VIEW ELEMENTARY	3,993,121.96	3,677,248	306,200.13	1,336,819.96	5,966.76	2,334,461.28	63.48 %
487 BYRNE ELEMENTARY	4,001,995.76	3,414,993	276,215.02	1,261,929.57	3,151.11	2,149,912.32	62.95 %
488 RAHN ELEMENTARY	3,596,278.02	3,484,589	291,512.17	1,308,845.41	10,167.95	2,165,575.64	62.14 %
489 SKY OAKS ELEMENTARY	4,660,743.18	4,902,233	385,532.44	1,701,183.50	5,559.48	3,195,490.02	65.18 %
490 HIDDEN VALLEY ELEMENTARY	5,524,650.76	4,851,612	416,853.46	1,789,512.28	3,636.15	3,058,463.57	63.04 %

ORG FD	PRIOR YEAR ACTUAL	REVISED BUDGET	12/01/11 12/31/11	FISCAL YEAR 201107 EXPENDED THRU 12/31/11	ENCUMBERED THRU 12/31/11	REMAINING ON 12/31/11	PERCENT REMAINING
491 01							
491 HARRIET BISHOP ELEMENTARY	4,911,613.19	4,210,508	341,723.72	1,693,118.65	11,050.54	2,506,338.81	59.52 %
** TOTAL ORG SERIES: 400-499	46,099,852.00	41,351,687	3,406,451.84	15,312,508.21	54,674.33	25,984,504.46	62.83 %
UNDEFINED ORG SERIES							
500 ABE - AREA LEARNING CENTER	212,260.63	191,328	8,833.32	110,934.78		80,393.22	42.01 %
509 VALE	1,521,243.55	1,200	274.25	4,753.68		3,553.68	296.14 %
514 CEDAR ALTERNATIVE	1,746,327.03	2,731,088	156,252.46	705,777.01	6,114.01	2,019,196.98	73.93 %
516 ANTHONY LEWIS CENTER	37,962.82	100	47.22	84.33		15.67	15.67 %
520 OPTIONS TREATMENT CENTER	69,683.63	2,570	0.00	0.00		2,570.00	100.00 %
530 SUMMER ESY K-12 STRETCH PROG	63,878.66	300	0.00	47,970.42		47,670.42	5890.14 %
** TOTAL ORG SERIES: 500-599	3,651,356.32	2,926,586	165,407.25	869,520.22	6,114.01	2,050,951.77	70.08 %
COMMUNITY SERVICE							
701 ST JOHN'S	22,306.23	10,771	1,825.95	4,899.88		5,871.12	54.50 %
** TOTAL ORG SERIES: 700-799	22,306.23	10,771	1,825.95	4,899.88		5,871.12	54.50 %
NONPUBLIC SCHOOL							
*** 01 GENERAL	106,706,065.09	103,353,556	7,807,259.86	38,800,486.09	298,336.61	64,254,733.30	62.16 %
005 DISTRICTWIDE	783,444.06	868,628	31,357.53	369,148.60	8.88	499,470.52	57.50 %
014 BURNSVILLE SR HIGH	608,856.93	620,930	57,204.55	226,354.53		394,575.47	63.54 %
015 METCALF JR HIGH	356,301.30	454,537	35,078.46	132,654.98	6.29	321,875.73	70.81 %
066 EAGLE RIDGE JR HIGH	336,911.16	334,989	31,302.61	116,156.74	10.32	218,821.94	65.32 %
085 NICOLLET JR HIGH	278,553.75	280,479	24,135.16	107,449.26	29.35	173,000.39	61.68 %
** TOTAL ORG SERIES: 000-099	2,364,067.20	2,559,563	179,078.31	951,764.11	54.84	1,607,744.05	62.81 %
DISTRICT WIDE							
482 GIDEON POND ELEMENTARY	186,784.81	175,230	15,515.22	69,442.73		105,787.27	60.37 %

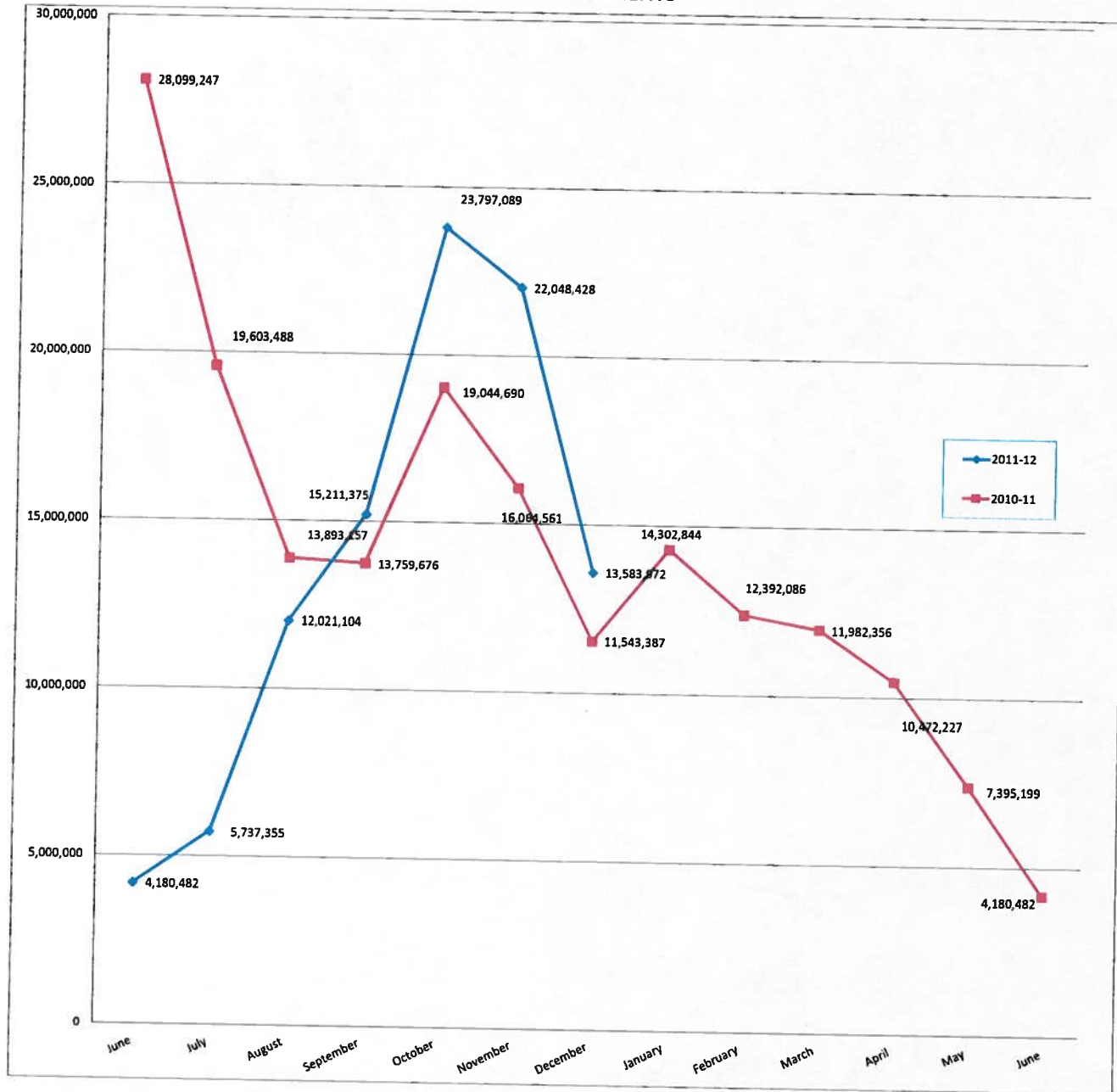
ORG FD	PRIOR YEAR ACTUAL	REVISED BUDGET	12/01/11 12/31/11	FISCAL YEAR 201107 EXPENDED THRU 12/31/11	ENCUMBERED THRU 12/31/11	REMAINING ON 12/31/11	PERCENT REMAINING
483 EDW NEILL ELEMENTARY	171,890.65	178,881	15,884.05	65,394.28		113,486.72	63.44 %
484 MARION W SAVAGE ELEMENTARY	192,824.06	193,008	14,925.59	73,857.14		119,150.86	61.73 %
485 SIOUX TRAIL ELEMENTARY	187,976.87	183,627	15,194.03	65,022.15		118,604.85	64.59 %
486 VISTA VIEW ELEMENTARY	190,196.04	191,757	17,050.00	73,624.19	20.40	118,112.41	61.59 %
487 BYRNE ELEMENTARY	182,214.71	181,549	15,891.68	69,936.91		111,612.09	61.47 %
488 RAHN ELEMENTARY	164,519.39	154,287	16,683.88	74,177.30	60.82	80,048.88	51.88 %
489 SKY OAKS ELEMENTARY	234,614.23	256,235	20,829.51	108,122.59		148,112.41	57.80 %
490 HIDDEN VALLEY ELEMENTARY	236,999.02	269,411	19,563.52	103,005.01		166,405.99	61.76 %
491 HARRIET BISHOP ELEMENTARY	218,964.00	232,840	23,761.96	90,329.91	42.81	142,467.28	61.18 %
** TOTAL ORG SERIES: 400-499	1,966,983.78	2,016,825	175,299.44	792,912.21	124.03	1,223,788.76	60.67 %
UNDEFINED ORG SERIES							
*** 02 FOOD SERVICE	4,331,050.98	4,576,388	354,377.75	1,744,676.32	178.87	2,831,532.81	61.87 %
005 DISTRICTWIDE	6,557,762.00	6,568,891	70,992.12	1,924,665.82		4,644,225.18	70.70 %
** TOTAL ORG SERIES: 000-099	6,557,762.00	6,568,891	70,992.12	1,924,665.82		4,644,225.18	70.70 %
DISTRICT WIDE							
*** 03 TRANSPORTATION	6,557,762.00	6,568,891	70,992.12	1,924,665.82		4,644,225.18	70.70 %
005 DISTRICTWIDE	0.00	2,000	0.00	0.00		2,000.00	100.00 %
008 DIAMONDHEAD	70,641.00	2,500-	0.00	0.00		2,500.00-	100.00 %
014 BURNSVILLE SR HIGH	40,913.04	39,191	2,658.60	5,296.94		33,894.06	86.48 %
** TOTAL ORG SERIES: 000-099	111,554.04	38,691	2,658.60	5,296.94		33,394.06	86.30 %
DISTRICT WIDE							
482 GIDEON POND ELEMENTARY	47,691.41	59,866	5,256.69	17,690.94		42,175.06	70.44 %

ORG FD	PRIOR YEAR ACTUAL	REVISED BUDGET	12/01/11 12/31/11	FISCAL YEAR 201107 EXPENDED THRU 12/31/11	ENCUMBERED THRU 12/31/11	REMAINING ON 12/31/11	PERCENT REMAINING
483 EDW NEILL ELEMENTARY	52,337.05	53,111	4,374.21	19,406.32		33,704.68	63.46 %
484 MARION W SAVAGE ELEMENTARY	58,962.30	49,284	3,643.78	16,096.08		33,187.92	67.34 %
485 SIOUX TRAIL ELEMENTARY	246,691.90	200,626	15,453.56	85,850.86		114,775.14	57.20 %
486 VISTA VIEW ELEMENTARY	225,315.81	150,188	18,263.65	91,169.67		59,018.33	39.29 %
487 BYRNE ELEMENTARY	66,192.23	72,277	7,306.71	27,170.29		45,106.71	62.40 %
488 RAHN ELEMENTARY	63,150.48	154,813	9,552.63	43,801.80		111,011.20	71.70 %
489 SKY OAKS ELEMENTARY	374,966.65	282,994	25,872.74	157,548.84		125,445.16	44.32 %
490 HIDDEN VALLEY ELEMENTARY	352,345.71	246,732	23,785.67	167,267.50		79,464.50	32.20 %
491 HARRIET BISHOP ELEMENTARY	347,433.77	308,052	21,744.50	146,129.02		161,922.98	52.56 %
** TOTAL ORG SERIES: 400-499	1,835,087.31	1,577,943	135,254.14	772,131.32		805,811.68	51.06 %
UNDEFINED ORG SERIES							
500 ABE - AREA LEARNING CENTER	4,398,208.31	4,263,867	295,865.77	1,614,707.02	3,259.51	2,645,900.47	62.05 %
** TOTAL ORG SERIES: 500-599	4,398,208.31	4,263,867	295,865.77	1,614,707.02	3,259.51	2,645,900.47	62.05 %
COMMUNITY SERVICE							
701 ST JOHN'S	73,727.48	103,396	5,662.17	42,023.98		61,372.02	59.35 %
799 HOME SCHOOLS	4,148.83	3,000	0.00	3,009.78		9.78-	0.32-%
** TOTAL ORG SERIES: 700-799	77,876.31	106,396	5,662.17	45,033.76		61,362.24	57.67 %
NONPUBLIC SCHOOL							
*** 04 COMMUNITY SERVICE	6,422,725.97	5,986,897	439,440.68	2,437,169.04	3,259.51	3,546,468.45	59.23 %
005 DISTRICTWIDE	209,494.05	1,616,000	91,325.96	697,600.84	92,712.03	825,687.13	51.09 %
006 ADMIN BLDG	24,227.50	3,000	0.00	0.00		3,000.00	100.00 %

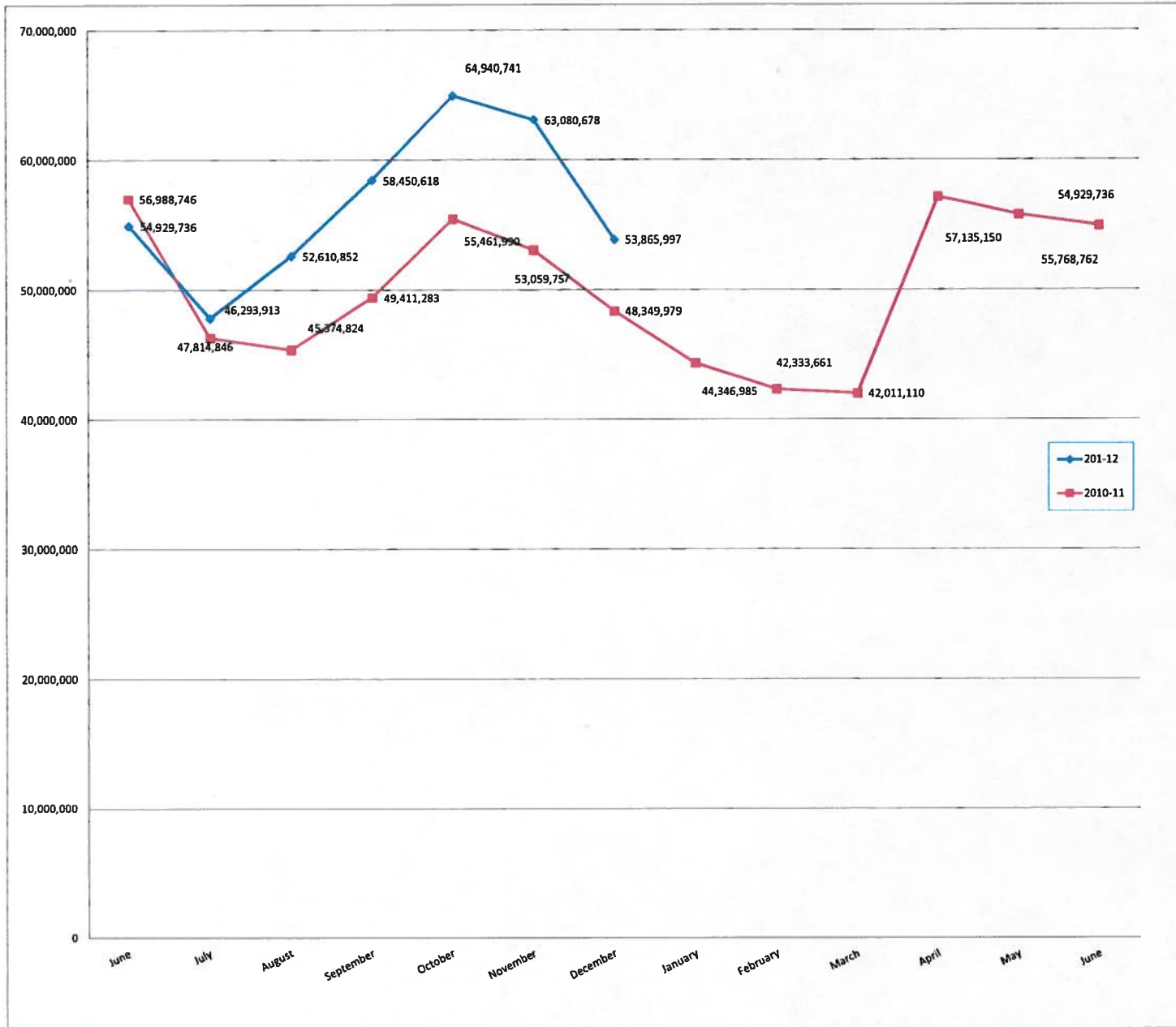
ORG FD	PRIOR YEAR ACTUAL	REVISED BUDGET	12/01/11 12/31/11	FISCAL YEAR 201107 EXPENDED THRU 12/31/11	ENCUMBERED THRU 12/31/11	REMAINING ON 12/31/11	PERCENT REMAINING
008 06	0.00	0	0.00	0.00	7,400.00	7,400.00-	0.00 %
008 DIAMONDHEAD							
014 BURNSVILLE SR HIGH	2,509,912.47	9,113,000	335,464.49	6,316,725.00	1,078,852.50	1,717,422.50	18.84 %
015 METCALF JR HIGH	103,251.19	130,000	0.00	108,107.82	5,640.01	16,252.17	12.50 %
066 EAGLE RIDGE JR HIGH	2,296.19	100,000	0.00	54,030.61		45,969.39	45.96 %
085 NICOLLET JR HIGH	13,257.32	170,000	0.00	175,281.11	13,414.99	18,696.10-	10.99-%
** TOTAL ORG SERIES: 000-099 DISTRICT WIDE	2,862,438.72	11,132,000	426,790.45	7,351,745.38	1,198,019.53	2,582,235.09	23.19 %
482 GIDEON POND ELEMENTARY	0.00	50,000	0.00	0.00		50,000.00	100.00 %
484 MARION W SAVAGE ELEMENTARY	5,656.16	250,000	0.00	0.00		250,000.00	100.00 %
485 SIOUX TRAIL ELEMENTARY	0.00	50,000	0.00	0.00		50,000.00	100.00 %
486 VISTA VIEW ELEMENTARY	0.00	50,000	0.00	0.00		50,000.00	100.00 %
489 SKY OAKS ELEMENTARY	15,268.80	33,000	0.00	0.00		33,000.00	100.00 %
490 HIDDEN VALLEY ELEMENTARY	30,567.19	200,000	0.00	134,951.12	23,785.00	41,263.88	20.63 %
491 HARRIET BISHOP ELEMENTARY	1,720.00	5,000	0.00	0.00		5,000.00	100.00 %
** TOTAL ORG SERIES: 400-499 UNDEFINED ORG SERIES	53,212.15	638,000	0.00	134,951.12	23,785.00	479,263.88	75.11 %
*** 06 CAPITAL PROJECTS	2,915,650.87	11,770,000	426,790.45	7,486,696.50	1,221,804.53	3,061,498.97	26.01 %
005 DISTRICTWIDE	7,658,255.25	7,489,579	0.00	1,479,553.76		6,010,025.24	80.24 %
** TOTAL ORG SERIES: 000-099 DISTRICT WIDE	7,658,255.25	7,489,579	0.00	1,479,553.76		6,010,025.24	80.24 %
*** 07 DEBT SERVICE	7,658,255.25	7,489,579	0.00	1,479,553.76		6,010,025.24	80.24 %
005 DISTRICTWIDE	841,812.96	846,750	56,106.06	334,663.73		512,086.27	60.47 %
** TOTAL ORG SERIES: 000-099 DISTRICT WIDE	841,812.96	846,750	56,106.06	334,663.73		512,086.27	60.47 %
*** 08 FLEX BENEFIT FUND	841,812.96	846,750	56,106.06	334,663.73		512,086.27	60.47 %

ORG FD	PRIOR YEAR ACTUAL	REVISED BUDGET	12/01/11 12/31/11	FISCAL YEAR 201107 EXPENDED THRU 12/31/11	ENCUMBERED THRU 12/31/11	REMAINING ON 12/31/11	PERCENT REMAINING
005 08							
300 SECONDARY SERVICES	60,895.25	42,000	731.83	6,231.83			
** TOTAL ORG SERIES: 300-399	60,895.25	42,000	731.83	6,231.83		35,768.17	85.16 %
SECONDARY SERVICES						35,768.17	85.16 %
*** 09 SCHOLARSHIP FUND	60,895.25	42,000	731.83	6,231.83		35,768.17	85.16 %
005 DISTRICTWIDE	2,058.50	0	0.00	0.00			
** TOTAL ORG SERIES: 000-099	2,058.50	0	0.00	0.00		0.00	0.00 %
DISTRICT WIDE						0.00	0.00 %
*** 11 RHEAUME EDUCATIONAL FUND	2,058.50	0	0.00	0.00		0.00	0.00 %
008 CAFE	113,193.77	110,264	13,331.81	47,640.69			
** TOTAL ORG SERIES: 000-099	113,193.77	110,264	13,331.81	47,640.69		62,623.31	56.79 %
DISTRICT WIDE						62,623.31	56.79 %
*** 15 CAFE	113,193.77	110,264	13,331.81	47,640.69		62,623.31	56.79 %
005 DISTRICTWIDE	957,211.60	980,300	61,532.13	464,924.15			
** TOTAL ORG SERIES: 000-099	957,211.60	980,300	61,532.13	464,924.15		515,375.85	52.57 %
DISTRICT WIDE						515,375.85	52.57 %
*** 20 ISF - DENTAL	957,211.60	980,300	61,532.13	464,924.15		515,375.85	52.57 %
005 DISTRICTWIDE	328,002.00	1,000,000	14,649.60	14,649.60			
** TOTAL ORG SERIES: 000-099	328,002.00	1,000,000	14,649.60	14,649.60		985,350.40	98.53 %
DISTRICT WIDE						985,350.40	98.53 %
*** 21 ISF - POST RETIREMENT BENEFIT	328,002.00	1,000,000	14,649.60	14,649.60		985,350.40	98.53 %
005 DISTRICTWIDE	16,051,224.50	15,500,000	0.00	0.00			
** TOTAL ORG SERIES: 000-099	16,051,224.50	15,500,000	0.00	0.00		15,500,000.00	100.00 %
DISTRICT WIDE						15,500,000.00	100.00 %
*** 22 ISF - HEALTH SELECT 105	16,051,224.50	15,500,000	0.00	0.00		15,500,000.00	100.00 %
005 DISTRICTWIDE	1,335,974.06	1,358,100	109,176.52	691,344.34			
** TOTAL ORG SERIES: 000-099	1,335,974.06	1,358,100	109,176.52	691,344.34		666,755.66	49.09 %
DISTRICT WIDE						666,755.66	49.09 %
*** 25 OPEB REVOCABLE TRUST	1,335,974.06	1,358,100	109,176.52	691,344.34		666,755.66	49.09 %
005 DISTRICTWIDE	987,650.00	1,578,400	0.00	479,200.00			
** TOTAL ORG SERIES: 000-099	987,650.00	1,578,400	0.00	479,200.00		1,099,200.00	69.64 %
DISTRICT WIDE						1,099,200.00	69.64 %
*** 47 POST EMPLOYMENT BENEFITS	987,650.00	1,578,400	0.00	479,200.00		1,099,200.00	69.64 %
*** REPORT TOTALS:	154,613,528.80	161,161,125	9,354,388.81	55,911,901.87	1,523,579.52	103,725,643.61	64.36 %

GENERAL FUND 2010-11, 2011-12
CASH INVESTMENTS

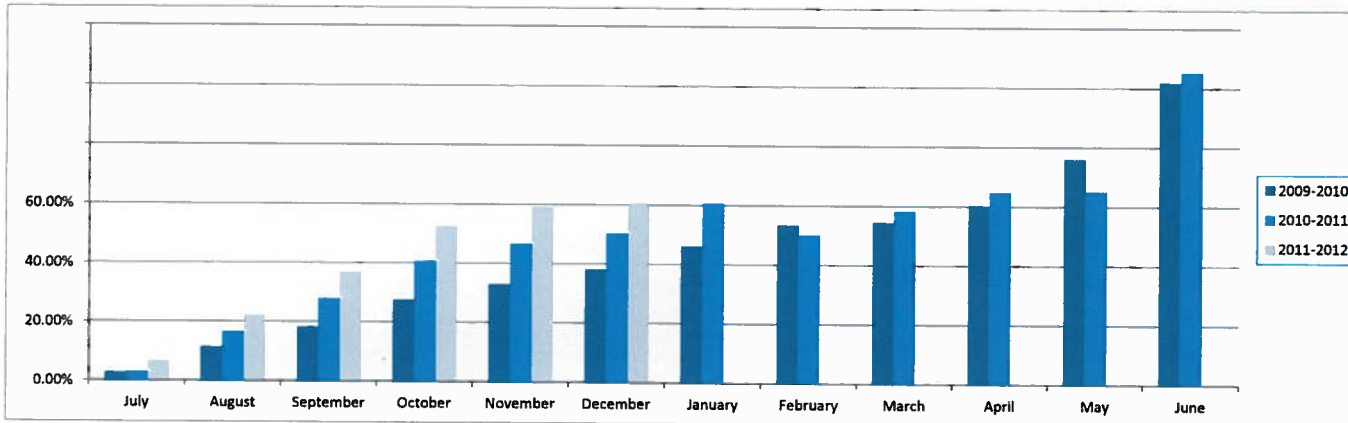


ALL FUNDS 2010-11, 2011-12
CASH INVESTMENTS



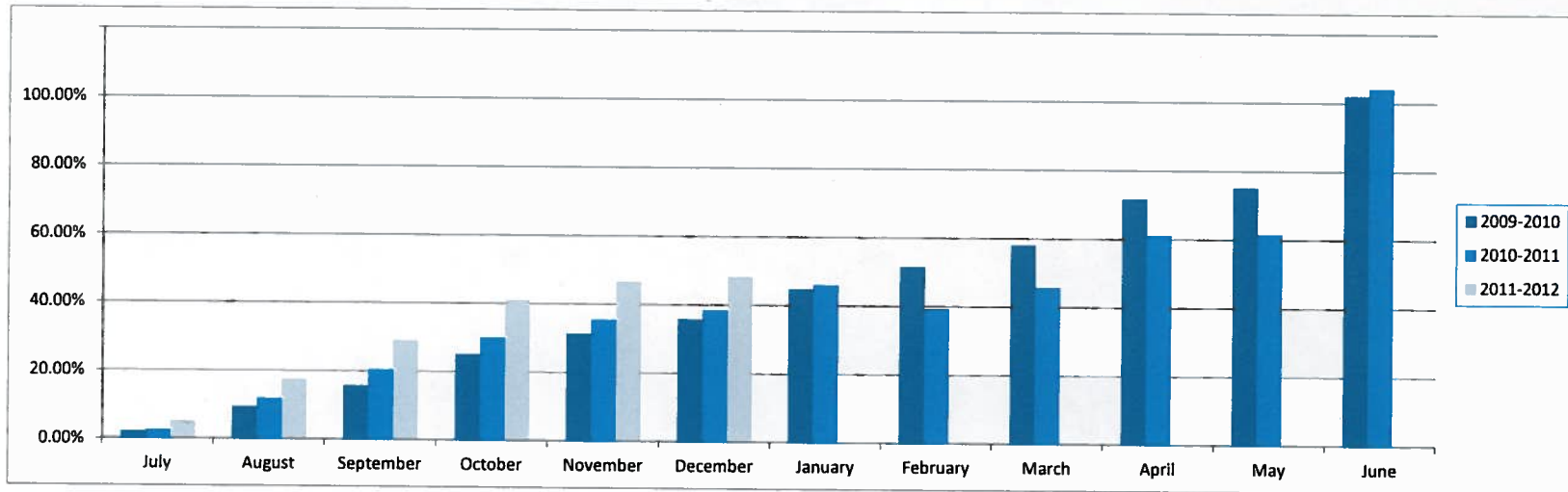
**REVENUE COMPARISON
GENERAL FUND**

	2009-2010		2010-2011		2011-2012	
	\$	%	\$	%	\$	%
July	2,871,521	2.65%	3,122,179	2.86%	7,093,997	6.62%
August	12,347,748	11.37%	17,936,449	16.44%	23,532,598	21.96%
September	19,851,576	18.29%	30,322,237	27.78%	39,551,743	36.91%
October	29,813,213	27.46%	44,402,827	40.69%	56,355,393	52.59%
November	35,667,576	32.86%	50,842,027	46.59%	63,472,487	59.23%
December	41,257,584	38.00%	54,770,566	50.19%	65,012,573	60.67%
January	50,066,633	46.12%	66,187,965	60.65%		
February	57,948,551	53.38%	54,620,881	50.05%		
March	59,159,506	54.49%	63,578,814	58.26%		
April	65,449,135	60.29%	70,584,775	64.68%		
May	82,572,487	76.06%	71,023,409	65.08%		
June	110,681,782	102.00%	114,885,450	105.27%		
BUDGET	108,560,562	100.00%	109,133,898	100.00%	109,012,175	100.00%



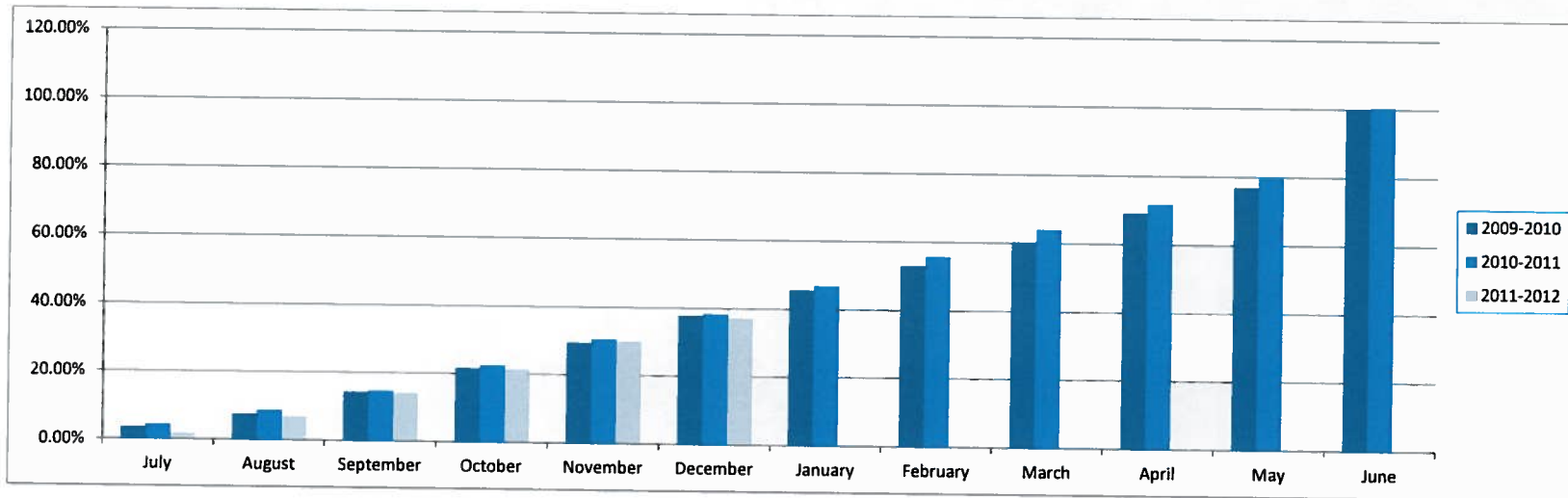
**REVENUE COMPARISON
ALL FUNDS**

	2009-2010		2010-2011		2011-2012	
	\$	%	\$	%	\$	%
July	2,664,432	1.96%	3,960,044	2.43%	7,383,166	5.12%
August	12,740,367	9.36%	19,404,774	11.90%	25,261,709	17.51%
September	21,310,025	15.66%	33,360,592	20.49%	41,882,133	29.02%
October	34,096,925	25.06%	48,751,886	29.94%	59,133,007	40.97%
November	42,519,169	31.25%	57,799,789	35.49%	67,424,877	46.72%
December	48,868,132	35.92%	62,794,901	38.56%	69,852,511	48.40%
January	61,109,978	44.92%	75,192,383	46.17%		
February	70,277,617	51.66%	64,338,993	39.51%		
March	79,114,548	58.15%	74,733,309	45.89%		
April	97,529,879	71.69%	99,609,270	61.17%		
May	102,286,812	75.18%	100,463,856	61.69%		
June	139,247,681	102.00%	169,806,319	104.27%		
BUDGET	136,048,053	100.00%	162,845,064	100.00%	146,164,218	100.00%



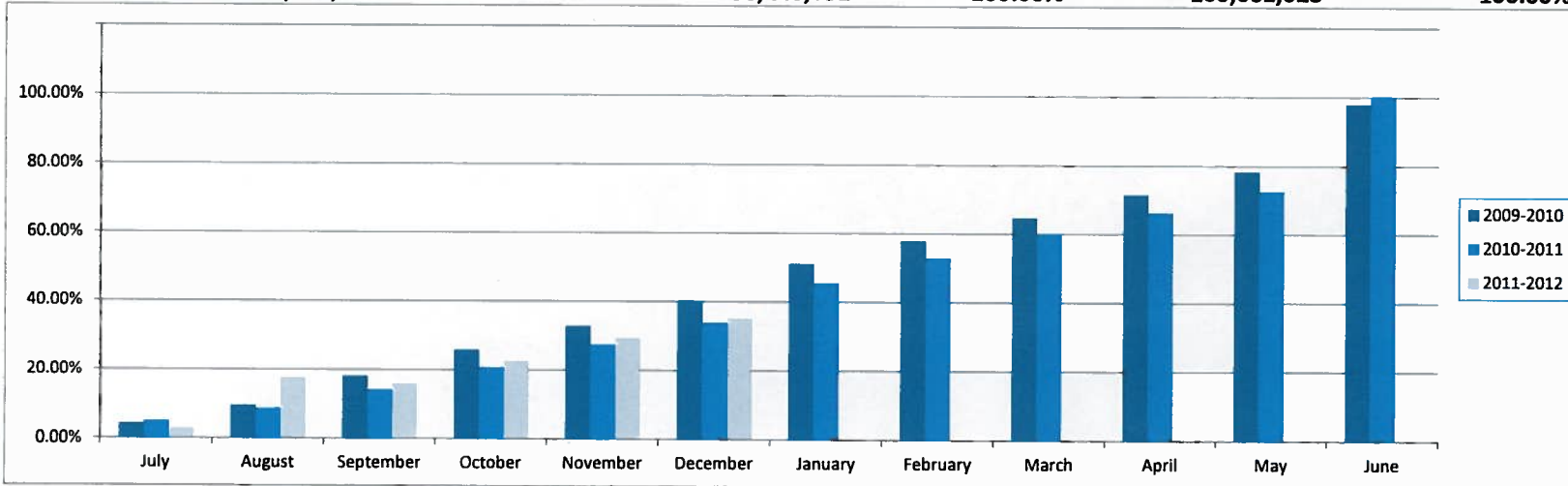
**EXPENDITURE COMPARISON
GENERAL FUND**


	2009-2010		2010-2011		2011-2012	
	\$	%	\$	%	\$	%
July	3,991,603	3.51%	4,922,278	4.36%	1,920,659	1.76%
August	8,598,373	7.56%	9,854,424	8.74%	7,602,157	6.96%
September	16,345,602	14.37%	16,577,212	14.70%	15,549,941	14.24%
October	24,614,501	21.64%	25,373,519	22.49%	23,463,345	21.48%
November	33,449,701	29.41%	34,477,970	30.57%	32,846,900	30.07%
December	42,953,275	37.76%	43,159,365	38.26%	40,659,617	37.23%
January	51,693,027	45.45%	52,790,539	46.80%		
February	60,420,404	53.12%	62,902,754	55.76%		
March	68,678,042	60.38%	72,217,528	64.02%		
April	78,631,287	69.13%	81,095,423	71.89%		
May	87,561,326	76.98%	89,930,101	79.72%		
June	113,579,418	100.00%	113,377,017	100.51%		
BUDGET	113,744,870	100.00%	112,801,550	100.00%	110,579,116	100.00%



**EXPENDITURE COMPARISON
ALL FUNDS**

	2009-2010		2010-2011		2011-2012	
	\$	%	\$	%	\$	%
July	6,321,339	4.21%	7,653,209	4.99%	4,443,384	2.80%
August	14,393,486	9.60%	13,296,265	8.68%	25,261,709	17.51%
September	27,125,784	18.08%	21,612,757	14.10%	25,168,247	15.85%
October	38,667,515	25.77%	31,685,546	20.68%	35,939,090	22.64%
November	49,181,701	32.78%	41,975,355	27.39%	46,557,513	29.33%
December	60,376,525	40.24%	51,987,145	33.92%	55,841,757	35.17%
January	76,723,843	51.14%	69,667,002	45.46%		
February	86,645,731	57.75%	81,081,869	52.91%		
March	97,091,351	64.71%	91,721,194	59.85%		
April	107,417,805	71.59%	101,449,986	66.20%		
May	117,564,453	78.36%	111,236,213	72.59%		
June	146,794,683	98.00%	153,708,757	100.30%		
BUDGET	113,744,870	100.00%	153,243,891	100.00%	160,061,023	100.00%





TO: Members, Board of Education Agenda Item II.B.6
January 19, 2012

FROM: Randy Clegg, Superintendent

DATE: January 11, 2012

RE: Correction to Meeting Minutes

Recommendation: That the Board of Education approve a correction to the minutes of the December 15, 2011 board meeting to record the vote on the waste/recycling bid award, originally agenda item II.B.7. (See attached.)

School Board Minutes
 INDEPENDENT SCHOOL DISTRICT 191
 December 15, 2011

The meeting of the Board of Education was called to order by Chair Currier at 6:30 p.m. at the Burnsville High School Senior Campus in the Diamondhead Education Center.

Call to Order

Members present: Directors Currier, Luth, Schmid, Sweep, Teiken, VandenBoom and Chair Hill. Others in attendance were Superintendent Randall Clegg, administrators and staff.

Attendance

Chair Hill welcomed the audience and asked Director Currier to lead the Pledge of Allegiance.

Pledge of Allegiance

Mark Riggs, special education teacher at Burnsville High School, was selected by the Special Education Advisory Committee to receive the Inclusive Education Practices Award for 2011. He was selected for his outstanding work as a physical education teacher, student council advisor, track/wrestling/football coach, and a learning disabilities instructor.

Public Recognition

The BHS Cross Country Team was recognized by the Board for earning second place at the section meet, second place at state and fourth place at the Nike Cross Country Regionals.

Moved by Director VandenBoom, seconded by Director Currier, to approve the agenda. Motion carried unanimously (7,0).

Agenda

Moved by Director Luth, seconded by Director Teiken to approve the consent agenda as amended [moved Item II.B.7 for separate consideration and cancelled the Closed Session]:

Consent Agenda


- Minutes of the December 1, 2011 Board Board meeting and Closed Session
- Personnel changes for M. Deuel, J. Glas, J. Hall-Dayle, H. Johnson, W. Rippenburg, C. Sankary, J. Calnon, M. Briscoe, S. Datres, J. Fratzke, K. Hoyt, T. Ziebol, S. Demmer, A. Pond, S. Toeller, B. Rose, J. Fratzke, B. Sutherland, J. Grevstad, D. Palmquist
- Donation of a portrait of Tom Mraz (valued at \$1,000) to the MRAZ Center at Burnsville High School from Ann Mraz; \$100 to District 191 from Residential Mortgage's donation program on behalf of clients Todd and Christine Thomas; an anonymous donation of \$100 to Harriet Bishop Elementary; and the following donations to the BrainPower in a Backpack Program: Food donations valued at \$50

Minutes

Human Resources

Donations

<p>from Jen Waller's classes, \$100 from Gamma Sigma Sigma, \$350 from the BHS food drive, and \$20 contributed anonymously; cash donations to the BrainPower in a Backpack Program: \$1,000 from Primrose School of Savage, \$550 from Thrivent Financial for Lutherans, \$50 from Sheryl Burkhardt, \$50 from the Great Frame Up, \$900 from Target, \$108 from FEA at Normandale Community College, \$25 from Dorothy Turner and \$300 from Richard Hardegger</p> <ul style="list-style-type: none"> - That the Board approve November payroll checks numbered 716130-716227, and Direct Deposit notices numbered 449715-452459 in the net amount of \$3,444,657.62. November & December claims to date represented by checks numbered 412427-413163, 100568-100587, 1003985-1004204, and wire transfers and adjustments, totaling \$7,287,939.78. Also, that the Board accepts November receipts of \$8,171,162.29 and investments for Alt. Facilities and OPEB of \$22,098,280 as of November 30, 2011 - Accept the Budget Analysis for the month ending November 30, 2011 - Schedule Closed Sessions following the regularly scheduled board meetings on January 5 and January 19, 2012, for the discussion of negotiation strategies - Approve the agreement between ISD 191 and the City of Burnsville to continue operation of a shared television studio for an additional three years 	<p>Payroll, Claims & Receipts</p> <p>Budget Analysis Closed Sessions</p> <p>TV Studio Agreement</p>
<p>Chair Hill made special mention of donations to the District. Motion carried unanimously (7,0).</p>	
<p>Moved by Director Luth, seconded by Director Teiken, to approve the waste and recycling bid award to DSI/LSI (Dick's Sanitation/Lakeville Sanitation) as the exclusive single source supplier of all our district locations for a period of three years. <i>Motion carried unanimously (7,0).</i></p>	<p>Bid Award</p>
<p>Moved by Director Sweep, seconded by Director Currier, to approve the changes to the 2012-2013 Burnsville High School Registration Guide. Motion carried unanimously (7,0).</p>	<p>BHS Registration Guide</p>
<p>Fay Finn provided a report on the Community Education Youth Service Program at the Burnsville High School. Two of the special projects highlighted were BrainPower in a Backpack and Empty Bowls for Full Bellies.</p>	<p>Youth Service Program</p>
<p>Moved by Director Luth, seconded by Director Schmid, to adjourn at 7:39 p.m.</p> <p style="text-align: center;">_____ Daniel W. Luth, Clerk</p>	<p>Adjourn</p>



TO: Members, Board of Education Agenda Item II.B.7
January 19, 2012

FROM: Randy Clegg, Superintendent

DATE: January 9, 2012

RE: Schedule Closed Sessions

Recommendation: That the Board of Education schedule a Closed Session following the regularly scheduled board meetings on February 2 and February 16, 2012 at the Burnsville High School Senior Campus for the discussion of negotiation strategies.

TO: Members, Board of Education Agenda Items II.B.8
January 19, 2012

FROM: Randy Clegg, Superintendent

DATE: January 11, 2012

RE: Policy

Recommendation: That the Board of Education approve, on a second reading basis, revisions to Policy IC, *School Year*, and deletion of Policy ID, *School Day*.

Descriptor Term: **School Year**

Descriptor Code: **IC**

Issued Date: **1/86**

Reviewed Date: 12/11

Revised Date:

Rescinds:

The normal school year when school is in session shall not be less than 176 days or their equivalent. will include the following minimum hours of student instruction:

- Kindergarten: a minimum of 425 hours of instruction per year.
- Elementary (grades 1 through 6): a minimum of 935 hours of instruction per year.
- Secondary (grades 7 through 12): a minimum of 1,020 hours of instruction per year.

Hours of instruction excludes all meal times, e.g., breakfast, lunch, but includes a supervised recess immediately before or after lunch for elementary students and includes passing time for secondary students.

~~Not more than four of the 176 days may be devoted to parent-teacher conference or teachers' workshops except for kindergarten.~~

Non-instructional Days

~~—A non-instructional day shall be defined as any day used in whole or part for parent-teacher conferences and/or workshops.~~

~~—Not more than four of the 176 days in session shall be non-instructional days except for kindergarten.~~

Legal Reference:

Minn. Stat. 126C.05

Descriptor Term: **School Day**

Descriptor Code: **ID**

Issued Date: **1/86**

Reviewed Date: 12/11

Revised Date:

Rescinds:

~~Length of School Day -- Early Release~~

~~In all secondary schools the minimum length of an instructional day for each pupil, exclusive of noon intermission, shall be six hours.~~

~~Community-based programs may be approved as part of the school day provided that students are supervised through the vocational department.~~

~~Nonemployment-related community-based programs may be approved by administration for one hour a day provided that the student is sixteen (16) years of age and has parent-guardian permission.~~

~~The high school principal shall draft a procedure which specified that the parent-guardian is fully responsible for student activities in the nonemployment-related community-based program.~~

~~In all elementary schools the minimum length of an instructional day for each pupil in grades one through six shall be six hours and twenty-five minutes inclusive of noon intermission.~~

~~In all elementary schools the minimum length of an instructional day for each kindergarten pupil shall be two hours and forty-two minutes.~~



TO: Members of the School Board

FROM: Lisa K. Rider, Executive Director of Business Services

DATE: January 19, 2012

RE: BHS World Language Department to France & Italy

RECOMMENDATION: That the school board approve an extended field trip for the BHS Language Arts Department to go to France & Italy, July 9 - July 20, 2012.

The Burnsville World Language Department is planning an extended field trip to France & Italy July 9 - July 20, 2012. Pursuant to District policy the school must approve student trips outside of the continental United States. The proposal is consistent with School Board Policy. Currently there are a total of 5 students signed up; however the final deadline is April 9 and the expectation is the number we increase closer to 10 students attending. This fieldtrip is similar to those we have conducted in the past for the World Language program. The trip is planned through Explorica and the cost per student is \$3760 with an anticipated \$200 needed for personal incidental expenditures. The group will be 10 or less and the chaperone is our teacher, Ms. Holcombe.

I recommend approval.

LKR/mp



**Agenda II.B.10
January 19, 2012**

**To: Members, Board of Education
Randall Clegg, Superintendent**

From: Lisa K. Rider, Executive Director of Business Services

Date: January 19, 2012

**Re: Change Order #3 for the 2011-2012 Burnsville High School Deferred
Maintenance Project**

Recommendation: That the Board of Education approve change order #3 for the 2011-2012 Burnsville High School Deferred Maintenance Project.

On March 17, 2011 the School Board approved the bids for the 2011-12 Deferred Maintenance Project at Burnsville High School. Change Order #3 is an addition of \$129,488 to the original contract. The items on this change order have been reviewed and validated by ATS&R Architects and Engineers.



AIA® Document G701™ – 2001

JORGENSEN CONSTRUCTION INC.

DEC 6 1 2011

Received

Change Order

PROJECT (Name and address):

Burnsville High School
2011/2012 Deferred Maintenance
600 East Highway 13
Burnsville, Minnesota

CHANGE ORDER NUMBER: 003

DATE: November 22, 2011

OWNER:

ARCHITECT:

CONTRACTOR:

FIELD:

OTHER:

TO CONTRACTOR (Name and address):

Jorgenson Construction, Inc.
9255 East River Road Northwest
Coon Rapids, MN 55433

ARCHITECT'S PROJECT NUMBER: 09064

CONTRACT DATE: March 17, 2011

CONTRACT FOR: General Construction

THE CONTRACT IS CHANGED AS FOLLOWS:

(Include, where applicable, any undisputed amount attributable to previously executed Construction Change Directives)

1. Per RFCOP #11 dated 6/22/11 - VOID
2. Per RFCOP #19 dated 11/7/11 for not removing ceiling soffit - CREDIT -(\$1,418)
3. Per RFCOP #21 dated 9/26/11 for mechanical piping changes - NO CHANGE
4. Per RFCOP #22 dated 10/20/11 for removing and installing new markerboards - ADD \$35,486
5. Per RFCOP #33 dated 10/19/11 for moving RWL and installing chase - ADD \$1,530
6. Per RFCOP #51 dated 10/10/11 for adding grommets - ADD \$636
7. Per RFCOP #53 dated 10/7/11 for removing concrete ramp, install new mulch - ADD \$9,003
8. Per RFCOP #55 dated 10/6/11 for modifications to pool benches - ADD \$2,475
9. Per RFCOP #56 dated 10/7/11 for deleting cubicle curtains and adding wall - DEDUCT -(\$1,059)
10. Per RFCOP #62 dated 10/7/11 for adding markerboard in room 4-113 - ADD \$1,289
11. Per RFCOP #64 dated 10/19/11 for changes to temperature control work - DEDUCT -(\$1,532)
12. Per RFCOP #66 dated 10/19/11 for power and data changes (use three data and two electrical outlet allowances) - NO CHANGE
13. Per RFCOP #70 dated 10/19/11 for low voltage changes - DEDUCT -(\$1,630)
14. Per GCPR #5 dated 7/13/11 for additional asphalt paving - ADD \$1,061
15. Per GCPR #10 dated 8/15/11 for replacing transom panels - ADD \$1,034
16. Per GCPR #12 dated 9/9/11 for bin rails - ADD \$1,833
17. Per GCPR #13 dated 9/28/11 for enclosing columns - ADD \$2,416
18. Per GCPR #14 dated 10/18/11 for ceiling insulation - ADD \$1,033
19. Per GCPR #24 dated 10/20/11 for ceiling break metal - ADD \$324
20. Per GCPR #25 dated 10/20/11 for new ceiling in room 5-D201 - ADD \$560
21. Per GCPR #26 dated 10/21/11 for temporary corridor work - ADD \$13,687
22. Per GCPR #28 dated 10/26/11 for reception desk extension - ADD \$2,374
23. Per GCPR #29 dated 10/28/11 for deleting mail slot holders - DEDUCT -(\$300)
24. Per GCPR #30 dated 10/28/11 for adding wall guard - ADD \$446
25. Per GCPR #31 dated 10/28/11 for painting room C-220 - ADD \$381
26. Per GCPR #32 dated 10/31/11 for existing wall composition changes for demolition - ADD \$22,035
27. Per GCPR #34 dated 11/2/11 for replacing glass in hollow metal to obscure glass - ADD \$615
28. Per GCPR #35 dated 11/9/11 for mechanical piping changes - ADD \$1,618
29. Per GCPR #36 dated 11/14/11 for enclosing concrete columns - ADD \$2,817
30. Per GCPR #38 dated 11/16/11 for modifying ductwork - ADD \$2,513
31. Per GCPR #39 dated 11/17/11 for sheetrock work in remodeled area - ADD \$12,808
32. Per RFCOP #59 dated 10/17/11 for hardware changes - ADD \$1,379
33. Per RFCOP #63 dated 10/19/11 for additional casework - ADD \$14,258
34. Per RFCOP #40 dated 7/26/11 for ceiling in 5-D201 - VOID
35. Per RFCOP #58 dated 10/19/11 for installing dishwasher - ADD \$397
36. Per GCPR #16 dated 10/19/11 for painting soffit - VOID
37. Per GCPR #21 dated 10/20/11 for classroom modifications - ADD \$775
38. Per GCPR #37 dated 11/14/11 for master clock changes - VOID
39. Per GCPR #40 dated 11/22/11 for unforeseen demolition work - ADD \$644

TOTAL ADD THIS CHANGE ORDER \$129,488.00

The original Contract Sum was	\$	8,245,000.00
The net change by previously authorized Change Orders	\$	853,209.00
The Contract Sum prior to this Change Order was	\$	9,098,209.00
The Contract Sum will be increased by this Change Order in the amount of	\$	129,488.00
The new Contract Sum including this Change Order will be	\$	<u>9,227,697.00</u>

The Contract Time will be unchanged by Zero (0) days.
The date of Substantial Completion as of the date of this Change Order therefore is unchanged.

NOTE: This Change Order does not include changes in the Contract Sum, Contract Time or Guaranteed Maximum Price which have been authorized by Construction Change Directive until the cost and time have been agreed upon by both the Owner and Contractor, in which case a Change Order is executed to supersede the Construction Change Directive.

NOT VALID UNTIL SIGNED BY THE ARCHITECT, CONTRACTOR AND OWNER.

Armstrong, Torseth, Skold & Rydeen, Inc.
ARCHITECT (Firm name)

8501 Golden Valley Road, Suite 300
Minneapolis, MN 55427

ADDRESS

BY (Signature)

Mark G. Hayes, AIA, Partner
(Typed name)

NOV. 30, 2011
DATE

Jorgenson Construction, Inc.
CONTRACTOR (Firm name)

9255 East River Road Northwest
Coon Rapids, MN 55433

ADDRESS

BY (Signature)

Dwaine Kanne
(Typed name)

12/23/11
DATE

Burnsville-Eagan-Savage Public Schools
OWNER (Firm name)


Independent School District No. 191
100 River Ridge Court
Burnsville, MN 55337-1613

ADDRESS

BY (Signature)

(Typed name)

DATE



TO: Members, Board of Education Agenda Item II.B.11
January 19, 2012

FROM: Ron Hill, Chair

DATE: January 18, 2012

RE: Board Committee Appointments

Recommendation: That the Board of Education approve the Board Representative Appointments for 2012.

**BURNSVILLE-EAGAN-SAVAGE PUBLIC SCHOOLS
INDEPENDENT SCHOOL DISTRICT 191
BOARD OF EDUCATION
2012 Board Representative Appointments**

<u>Position</u>	<u>2012</u>
Intermediate School District 917 Represent District 191 on Intermediate School District 917 1 st and 3 rd Tuesday with exception of one meeting in August and one in January; 7 – 9 p.m. plus occasionally committee meetings prior to regular meeting; meet at DCTC; three-year terms	Ron Hill <i>(term ends 6/30/15)</i>
Minnesota State High School League Represent the School District at regional and state meetings (periodic meetings)	Jim Schmid
Meet and Confer Meet with bargaining unit representatives (BEA/Principals) monthly -- usually @ 3:45 on Tuesday	Jim Schmid Sandy Sweep
Negotiating Committee Represents the Board in the employer/employee bargaining process	Ron Hill Jim Schmid Dan Luth (Alt.)
Board Agenda Committe Meet with Superintendent to develop and review meeting agendas. Twice monthly, week before meeting	Dan Luth Ron Hill Paula Teiken
Policy Review Committee Review existing Board Policy Manual and recommend revisions and updates as appropriate and required	DeeDee Currier Sandy Sweep Bob VandenBoom
Foundation 191 Board liaison to school district foundation. Monthly Board meeting and event participation.	DeeDee Currier

Position

2012

AMSD (Association of Metropolitan School Districts)
Two Fridays each month 7 – 9 a.m.

Sandy Sweep

Burnsville Chamber of Commerce

Provides a vehicle for interaction of the business and education communities for the enhancement of education in District 191
Monthly meetings

Ron Hill

Savage Chamber of Commerce

Provides a vehicle for interaction of the business and education communities for the enhancement of education in District 191
Monthly meetings

Sandy Sweep

MSBA (Minnesota School Boards Association) **Liaison**

DeeDee Currier
Bob VandenBoom

TIES (Computer consortium for school districts)

Advises our data processing provider on policies and priorities -- yearly meeting;
Exec. Committee meets monthly

Dan Luth

Burnsville High School Hall of Fame Committee

DeeDee Currier

TO: Members, Board of Education Agenda II.B.12
January 19, 2012
FROM: Lisa Rider, Executive Director of Business Services
DATE: January 12, 2012
RE: BHS Baseball to Phoenix, AZ, March 25-30, 2012

Recommendation: That the Board of Education approve an extended field trip for the BHS Baseball team to Phoenix, AZ, March 25-30, 2012.

The Burnsville High School Baseball team is planning an extended field trip to Phoenix, AZ from March 25-March 30, for baseball practice during spring break. Similar trips have been made in previous years. The details of the extended field trip as prepared by Mick Scholl, Head Baseball Coach, meet the requirements of board policy IICA-R. Approximately 26-28 students will fly to Arizona, stay in a hotel for 5 nights, using 4-7 passenger vans to transport students while in Arizona. There are planned to be 5 chaperones (coaches). The expected cost to students is estimated to be between \$650-\$700 per player.

I recommend approval.

LKR

leadership projects. This class is geared to meet the needs of students who plan on continuing their education in business at the college level, as well as those who wish to enter the job market upon completion of high school. Registering for both semester courses is recommended. *Students are encouraged to participate in DECA, an internationally recognized organization, to enhance course content.*

III. COURSE DELETIONS

BASIC BIOLOGY A & B

SCIENCE

TO: Members, Board of Education Agenda II.B.14
January 19, 2012

FROM: Ron Hill, Chair

DATE: January 18, 2012

RE: Separation Agreement

Recommendation: That the Board of Education approve a separation agreement with an Independent School District 191 employee.

TO: Members, Board of Education Agenda Item III.A
January 19, 2012
FROM: Randy Clegg, Superintendent
DATE: January 12, 2012
RE: Full-day Every Day Kindergarten

Recommendation: That the Board of Education approve the implementation of a full-day every day Kindergarten program commencing the fall of 2012.

Discussion:

A recommendation has been presented to the Board of Education to implement a full-day kindergarten program for all students beginning with the 2012-13 school year. This recommendation comes after careful consideration of the growing body of research demonstrating the importance of a child's early learning years, extensive conversations with the district's instructional leaders, and careful consideration of how to leverage the district's available financial resources to improve overall student learning and attainment of the district's achievement goals. Funding to implement a full-day kindergarten for all children at no cost to their families will be through the district's compensatory revenues which are intended to support the educational needs of children who are under-prepared to learn and whose progress toward meeting state or local achievement goals is below the level that is appropriate for learners of their age. Funding full-day kindergarten is an appropriate use for compensatory funds as nearly half of our kindergarten students are eligible for free and reduced priced lunches. The estimated cost to implement a full-day kindergarten program will be \$1.5 million with the entire amount funded through the allocation of district compensatory revenues. By reallocating our district's compensatory funds and making full-day kindergarten a district priority we anticipate the following benefits:

1. Full-day kindergarten will allow our kindergarten teachers more time for both formal and informal instruction that provides meaningful learning opportunities for all children and encourages cognitive, physical and social-emotional development.
2. A full-day kindergarten program will provide our kindergarten teachers more time for elaboration as each skill develops and more flexibility to move a child toward more formal instruction as he or she masters essential learnings.

3. With a portion of our children attending preschool and daycare, kindergarten is no longer the “entry point” to formal out-of-home education. Full-day kindergarten will assure these students continuity in their early learning experiences.
4. Full-day kindergarten for all students will provide our kindergarten teachers the opportunity to begin closing the academic achievement gap by providing children who have not benefited from pre-kindergarten learning experiences with the additional instructional focus they may need to master essential and fundamental learning skills.

For families who would prefer a half-day kindergarten experience for their child, this option will be made available upon request with their children being served within the full-day kindergarten program.