

BOARD AGENDA

INDEPENDENT SCHOOL DISTRICT 191

Burnsville High School Senior Campus
Diamondhead Education Center
Regular Meeting
May 19, 2011
6:30 PM

- I. Call to Order
 - A. Welcome
 - B. Pledge of Allegiance
 - C. Public Recognition
 - 1. Ignition Program at Burnsville High School
- II. Business Meeting
 - A. Approval of Agenda
 - B. Consent Agenda

Although Board action is required, it is generally unnecessary to hold discussion on these items. In the event a Board member wishes to discuss an item, that item will be moved for separate consideration.

 - 1. Meeting Minutes 3
 - 2. Human Resources Report 7
 - 3. Donation of books valued at \$223 from ARC Greater Twin Cities to ECSE; \$201.92 from Brionne Sillman and \$40.39 from Robin Swanson to Hidden Valley in support of the Literacy Library; \$100 from Residential Mortgage on behalf of Richard Plummer to Harriet Bishop; \$50 from Kitta Teso and \$210 from Kathleen Volner to Harriet Bishop; \$25 from Laurie Blexrud to the BHS Blaze Fund; and, the following donations to the BHS Scholarship Fund: \$500 from Metcalf Junior High PTO, \$3,000 from the Burnsville Breakfast Rotary Club Foundation, \$1,000 from the Burnsville Association of Educational Assistants, \$2,000 from the Burnsville Rotary Foundation, and \$1,000 from the Lon Hitch Memorial Scholarship 9
 - 4. Payroll, Expenditures, Receipts & Investments 19
 - 5. Budget Analysis 41
 - 6. Approve job descriptions and positions for a Teaching & Learning Assessment Coordinator, a Professional Development and Q-Comp Coordinator, and a Curriculum and Student Programs Coordinator 113
 - 7. Approve job description and positions for three Special Ed Regional Cluster Coordinators 123
- III. New Business
 - A. Approve Curriculum Management Plan (20 minutes) (Funston) 127
 - B. Approve the ECSE Parent Handbook for 2011-2012 (10 minutes) (Corbey) 171
 - C. Approve the BEST Student/Parent Handbook for 2011-2012 (10 minutes) (Tiedemann) 182
 - D. Approve, on a first reading basis, revisions to Board Policy DAA, Fiscal Management Priority Objectives - Fund Balance (10 minutes) (Rider) 194

E. Adopt a resolution terminating classified staff effective at the end of the 2010- 197
2011 school year (10 minutes) (Chance)

IV. Adjourn to Board Workshop on College & Career Readiness and Post-
Secondary Planning and Budget Planning

School Board Minutes
INDEPENDENT SCHOOL DISTRICT 191
May 5, 2011

The meeting of the Board of Education was called to order by Chair Hill at 6:30 p.m. at the Burnsville High School Senior Campus in the Diamondhead Education Center.

Call to Order

Members present: Directors Currier, Luth, Morrison, Sweep, Schmid, Teiken and Chair Hill. Others in attendance were Student Advisor Jaeger, Superintendent Clegg, administrators and staff.

Attendance

Chair Hill welcomed the audience and asked Student Advisor Jaeger to lead the Pledge of Allegiance.

Pledge of Allegiance

The following seven individuals, selected to receive the 2011 John Coskran Volunteer Award, were recognized by the Board of Education. Students: Trae Boldthen, a Burnsville High School senior who volunteers at Hidden Valley Elementary. Elizabeth Stadtherr, a Burnsville High School junior who volunteers at Hidden Valley Elementary. Parents: Katie Iomazzo, Rahn Elementary School in Eagan and Christine Zrust, Burnsville High School. Alumnus: John Yeboah, a Burnsville High School graduate who volunteers at Metcalf Junior High. Community: Muriel Anderson, a community resident who volunteers at Sioux Trail Elementary. Employee: Kathy Silvers, a first-grade teacher at Vista View Elementary School.

Public Recognition

Moved by Director Luth, seconded by Director Teiken, to approve the agenda. Motion carried unanimously (7,0).

Agenda

Moved by Director Schmid, seconded by Director Luth, to approve the consent agenda as amended (removing Agenda Item II.B.4 for separate consideration).

Consent Agenda

Minutes of the April 21, 2011 board meeting and closed session

Minutes
HR Report

- Personnel changes for T. Cartwright, C. Slattery, J. Reilly, C. Dorigan-Slette, T. Holdshoe, A. Tinklenberg, J. Sieve, J. Callahan
- Donation of \$500 from the Robert A. Naffziger family to the Burnsville Senior High School Scholarship Fund; \$500 from the Eagle Ridge Student Council & Mrs. Nelson's 7th grade math class to Harriet Bishop Elementary to purchase supplies; \$2,500 from the Larson and Sanquist Families to the BHS Scholarship Fund in memory of daughter Jennifer; a condenser enlarger valued at \$1,200 and photo enlarging timer valued at \$250 from

Donations

<p>Wilfred Gerhardt to the BHS Technology Education Department; one Xbox and Kinect Controller valued at \$400 from Richard Pomije to the BHS Physics and Technology departments and the Physics and Robotics clubs; and \$250 from the Hidden Valley PTO to Hidden Valley in support of "I Love to Read" month</p>	
<ul style="list-style-type: none"> - Schedule budget meetings on May 9, 10 and 11 for employees and public to give input to the Board of Education on priorities for spending a portion of the budget reserve 	<p>Schedule Budget Meetings</p>
<ul style="list-style-type: none"> - Schedule a Closed Session, pursuant to Minnesota Statute 13.D.05, Subdivision 2, 4b, during the regularly scheduled board meeting on May 5, 2011 for the discussion of private student data - Chair Hill made special mention of the generous donations. Motion carried unanimously (7,0). 	<p>Closed Session</p>
<p>Moved by Director Schmid, seconded by Director Sweep, to authorize an extended field trip to England for Eagle Ridge Junior High School language students during the summer of 2011. Motion carried unanimously (7,0).</p>	<p>Extended Field Trip</p>
<p>Moved by Director Morrison, seconded by Director Currier, to approve the Elementary Student/Parent Handbook for 2011-2012 as presented. Motion carried unanimously (7,0).</p>	<p>Elementary Student Handbook</p>
<p>Moved by Director Teiken, seconded by Director Schmid, to approve the Junior High Student/Parent Handbook for 2011-2012 as presented. Motion carried unanimously (7,0).</p>	<p>Junior High Student Handbook</p>
<p>Moved by Director Morrison, seconded by Director Luth, to direct the Superintendent to establish a committee per Board Policy FFB to receive and review naming suggestions [for the BHS softball field]. Motion carried unanimously (7,0).</p>	<p>Name a School Property</p>
<p>Student Advisor Jaeger reported on Prom, the new "Spring Week" at BHS, the Mr. Burnsville competition, seniors preparing for graduation, and an update on spring sports.</p>	<p>Student Report</p>
<p>Dr. Clegg reported that meeting dates for the public and employees have been scheduled on May 9, 10 and 11 to receive their input on priorities for spending a portion of the budget reserve.</p>	<p>Superintendent Report</p>
<p>Directors Sweep, Schmid and Teiken attended the National School Boards Conference in April. Other items noted by board members: the many volunteer opportunities available in our schools (including the Minnesota Reading Corps); our Science Specialists were</p>	<p>Board Member Reports</p>

recognized along with those students competing in the Science Fair in Mankato; Sioux Trail's "Do Good" program; and the BHS Showcase "Rock & Roll Radio" at the Mraz Center, May 5-6 and May 12-14. Chair Hill provided an update on current legislative activities and encouraged residents to call your legislators.

Board members recessed to Closed Session at 7:20 p.m. and reconvened at 7:26 p.m.

Moved by Director Luth, seconded by Director Currier, to waive the full reading of the text and adopt the Resolution expelling district Student A from May 5, 2011 through January 19, 2012, the end of the first semester of the 2011-2012 school year. A roll call vote was taken and the motion carried unanimously (7,0 with Directors Currier, Hill, Luth, Morrison, Schmid, Sweep and Teiken voting in favor, none opposed).

Full text of the above Resolution is available for public inspection at the Superintendent's Office located in the Administrative Services Center.

The meeting adjourned to a Board Workshop on the FY 2012 Budget at 7:29 p.m.

Recess to
Closed Session

Adjourn

Daniel W. Luth, Clerk

Closed Session Notes
INDEPENDENT SCHOOL DISTRICT 191
May 5, 2011

The School Board Closed Session was called to order by Chair Hill at 7:21 p.m. at the Burnsville High School Senior Campus in the Diamondhead Education Center.

Call to Order

Members present: Directors Currier, Luth, Morrison, Schmid, Sweep, Teiken and Chair Hill

Attendance

Others in Attendance:
Randy Clegg, Superintendent

The following item(s) were discussed:

Agenda

- Private student data

The Closed Session adjourned at 7:25 p.m.

Adjourn

Daniel W. Luth, Clerk

**Burnsville-Eagan-Savage Public Schools
Independent School District 191
Human Resources Office**

TO: Members, Board of Education
Randall Clegg, Superintendent

FROM: Tania Z. Chance, Ph.D., Executive Director Human Resources

DATE: May 19, 2011

RE: Recommended Personnel Changes

Classified
Change in Assignment

Susan Barlage	*Assignment changes to Secretary/Clerk 3A, 184 days, 8 hrs/day, Rahn, ST, MWS, effective 7/1/11
Nanette Cecka	*Assignment changes to Secretary/Clerk 6B, 261 days, 8 hrs/day, DEC, effective 7/1/11
Jayne Fratzke	*Assignment changes to Secretary/Clerk 3A, 184 days, 5 hrs/day, BHS, effective 7/1/11
Nancy Garlock	*Assignment changes to Secretary/Clerk 2A, 261 days, 7.2 hrs/day, DEC, effective 7/1/11
DeAnna Goodwin	*Assignment changes to Secretary/Clerk 5B, 261 days, 8 hrs/day, DEC, effective 7/1/11
Brenda Gries	*Assignment changes to Secretary/Clerk 3A, 184 days, 7.2 hrs/day, GP, VV, Neill, effective 7/1/11
Annette Hardt	*Assignment changes to Secretary/Clerk 3A, 227 days, 8 hrs/day, BHS, effective 7/1/11
Kimberly Harris	*Assignment changes to Secretary/Clerk 3A, 184 days, 7.2 hrs/day, BEST, HV, effective 7/1/11
Trudie Harris	*Assignment changes to Secretary/Clerk 5A, 261 days, 8 hrs/day, DEC, effective 7/1/11
Tanya Mitchell	*Assignment reduction to Secretary/Clerk 2A, 261 days, 4 hrs/day, DEC, effective 7/1/11
Andrea Norris	*Assignment changes to Secretary/Clerk 2A, 184 days, 7 hrs/day, HV, effective 7/1/11
Jeanine Riggs	*Assignment changes to Secretary/Clerk 3A, 227 days, 8 hrs/day, BHS, effective 7/1/11

*added to original report
Burnsville-Eagan-Savage #191
Board Meeting – 05/19/2011

Judith Sherin

*Assignment changes to Secretary/Clerk 6B, 261 days, 8 hrs/day, DEC, effective 7/1/11

Carlene Moberg Taheri

*Assignment changes to Secretary/Clerk, 7A, 227 days, 8 hrs/day, SO, effective 7/1/11

Resignation

Sylvia Taylor

*EA, Byrne, effective 6/10/11

*added to original report
Burnsville-Eagan-Savage #191
Board Meeting – 05/19/2011



II.B.3

TO: Dr. Randy Clegg
FROM: Dave Helke
DATE: May 11, 2011
RE: Donation

Please accept the donation of \$500 to the BHS Scholarship Fund from the Metcalf Junior High School P.T.O.

Metcalf Junior High P.T.O.
2250 Diffley Road
Burnsville, MN 55337



II.B.3

TO: Dr. Randy Clegg
FROM: Dave Helke
DATE: May 9, 2011
RE: Donation

Please accept the donation of \$3000 to the BHS Scholarship Fund from the Burnsville Rotary Breakfast Club Foundation.

Burnsville Rotary Breakfast Club Foundation
850 Bluebill Bay Rd.
Burnsville, MN 55337



II.B.3

TO: Dr. Clegg
FROM: Dave Helke
DATE: May 4, 2011
RE: Scholarship Donations

Please accept the following donation of \$1000 to the Burnsville Senior High School Scholarship Fund from the Burnsville Association of Educational Assistants

Burnsville Association of Educational Assistants
Sue Engel
1726 Cochrane Ave.
Eagan, MN 55122-1703



OFFICE OF INDIVIDUALIZED STUDENT SERVICES

TO: Randy Clegg, Superintendent II.B.3

FROM: Stephanie Corbey, Executive Director

DATE: May 12, 2011

RE: Donation to Early Childhood Special Education (ECSE) Program

It is my recommendation that the School Board of Independent School District #191 accept a donation of books valued at \$223.00 from ARC Greater Twin Cities. These books were provided to families of children attending the early childhood special education program at a recent parent night. The books were available in both English and Spanish.

ARC Greater Twin Cities had a representative at the parent night to provide information on their agency along with resources that are available to families. The staff in the Early Childhood Special Education program is grateful for the generous donation and appreciates the support and collaborative partnership.

C: Sue Breun, ECSE Coordinator

To: Randy Clegg, Superintendent of Schools

II.B.3

From: Jon Bonneville, Principal

Date: May 16, 2011

RE: Donation

It is my recommendation that the School Board of Independent School District #191 accept this donation in the amount of \$242.31 from the following Wells Fargo employees:

Brionne J. Sillman	\$201.92
Robin Swanson	\$40.39

We will be using these funds to support the Literacy Library at Hidden Valley.

Brionne J. Sillman
13415 Glenhurst Ave.
Savage, MN 55378

Robin Swanson
13750 Glenhurst Ave.
Savage, MN 55378

Memorandum

To: Randy Clegg
CC: Residential Mortgage Group & Rose Herrmann
From: Rob Nelson
Date: 5/17/2011
Re: Donation

II.B.3

I recommend that the Board of Education accept the donation of \$100 from Residential Mortgage Group. Richard Plummer selected Harriet Bishop as a beneficiary in conjunction with his loan closing. This money will be used to pay for instructional supplies and materials.

We are grateful for the generous support provided by Mr. Plummer.

Please code the entire amount as follows:

01-491-203-000-096-007.

Richard Plummer
14849 Kelleher Court
Savage, MN 55378

To: Dr. Randy Clegg
From: Rob Nelson
CC: Rose Herrmann (Code – 01-491-260-000-096-000)
Date: May 13, 2011
Memo: Wells Fargo Donation

II.B.3

I am pleased to inform you that Harriet Bishop Elementary School has received a Wells Fargo Community Support charitable donation in the amount of \$260. I would like to recognize and thank Kitta Teso and Kathleen Volner, parents, who recognized Harriet Bishop for this contribution.

I recommend that the School Board accept this gift from Kitta Teso in the amount of \$50.00 and Kathleen Volner in the amount of \$210.00.

Kitta Teso
14236 Quentin Avenue South
Savage, MN 55378

Kathleen Volner
14538 Natchez Circle
Savage, MN 55378

/jh



II.B.3

TO: Dr. Clegg
FROM: Dave Helke
DATE: May 18, 2011
RE: Scholarship Donations

Please accept the following donation of \$2,000 to the Burnsville Senior High School Scholarship Fund from the Burnsville Rotary Foundation:

- Burnsville Rotary Foundation
PO Box 1346
Burnsville, MN 55337



II.B.3

TO: Dr. Clegg
FROM: Dave Helke
DATE: May 18, 2011
RE: Scholarship Donations

Please accept the following donation of \$1,000 to the Burnsville Senior High School Scholarship Fund from the Lon Hitch Memorial Scholarship (M. Sue Feigal-Hitch):

- M. Sue Feigal-Hitch
17110 Judicial Road
Lakeville, MN 55044-7628



II.B.3

TO: Dr. Clegg
FROM: Dave Helke
DATE: May 18, 2011
RE: Scholarship Donations

Please accept the following donation of \$25 to the Burnsville Senior High School Blaze Fund from Laurie Blehrud as part of the Wells Fargo Community Support Campaign. This is the employees portion of a matched donation.

- Laurie Blehrud
6081 North Ridge Dr.
Savage, MN 55378



**Agenda II B-4
May 19, 2011**

TO: Dr. Randall Clegg, Superintendent
FROM: Lisa K. Rider, Executive Director of Business Services
DATE: May 19, 2011
RE: April Payroll, Claims and Receipts

RECOMMENDATION: That the Board approve April payroll checks numbered 715553-715660, and Direct Deposit notices numbered 428782-432070, in the net amount of \$3,841,978.66. April & May claims to date represented by checks numbered 407381-408139, 100474-100481, 1002762-1002949 and wire transfers and adjustments, totaling \$6,003,497.45. Also, that the Board accepts April receipts of \$24,884,458.53 and investments for Alt. Facilities and OPEB of \$25,220,875 as of April 30, 2011.

April payroll, wire transfers, claims and receipts have been prepared under the direction of Scott Brown, Director of Accounting Services, and is presented for approval by the School Board. I would be glad to answer any questions.

LKR/mp

**INDEPENDENT SCHOOL DISTRICT 191
FINANCIAL REPORT
April 30, 2011**

CASH RECEIPTS

Receipts 72902-73358	\$	24,884,458.53
Miscellaneous Adjustments		0.00

TOTAL APRIL CASH RECEIVED		<u><u>\$ 24,884,458.53</u></u>
----------------------------------	--	---------------------------------------

CASH DISBURSEMENTS

April		\$ 3,841,978.66
Regular Payroll Checks	715553-715660	
Direct Deposit Notices	428782-432070	

March Payables Previously Approved		448,494.22
April Claims:		386,546.19
Previously Approved		
Checks:	407381-407721	
	407828-407901	
	1002762-1002911	
	100474-100481	1,189,128.38

April Wire Transfers:		3,824,434.82
Miscellaneous Adjustments		73,617.51

TOTAL APRIL CASH DISBURSED		<u><u>\$ 9,764,199.78</u></u>
-----------------------------------	--	--------------------------------------

TOTAL EXPENSES TO BE APPROVED

April Cash Disbursed		\$ 9,764,199.78
Less: Items Previously Approved		(835,040.41)

Plus: April Payables:		
Checks:	407722-407827	765,690.74
	408045-408139	

May Claims:		150,626.00
Checks:	407902-408044	
	1002912-1002949	

TOTAL TO BE APPROVED		<u><u>\$ 9,845,476.11</u></u>
-----------------------------	--	--------------------------------------

OPEB		25,220,875.00
		<u><u>\$25,220,875.00</u></u>

**INDEPENDENT SCHOOL DISTRICT 191
ALT FACILITY OUTSTANDING INVESTMENTS
30-Apr-11**

Purchase Date	Depository	Investment Type	CD Yield	Maturity Date	Purchase Amount
4/13/2011	MN Trust	SEC	0.100	8/12/2011	\$ 249,000
4/12/2011	MN Trust	CD	0.090	9/2/2011	100,035
4/12/2011	MN Trust	CD	0.101	10/7/2011	249,922
4/12/2011	MN Trust	CD	0.100	10/7/2011	249,922
4/12/2011	MN Trust	CD	0.101	10/7/2011	249,924
4/12/2011	MN Trust	CD	0.101	10/7/2011	249,923
4/12/2011	MN Trust	CD	0.091	10/7/2011	248,910
4/20/2011	MN Trust	SEC	0.200	10/20/2011	249,000
4/20/2011	MN Trust	SEC	0.100	10/20/2011	249,000
4/12/2011	MN Trust	CD	0.193	11/4/2011	249,971
4/12/2011	MN Trust	CD	0.101	11/4/2011	171,097
4/21/2011	MN Trust	SEC	0.140	11/21/2011	249,000
4/12/2011	MN Trust	CD	0.101	12/2/2011	171,110
4/12/2011	MN Trust	CD	0.101	12/2/2011	249,862
4/12/2011	MN Trust	CD	0.150	1/6/2012	249,876
4/12/2011	MN Trust	CD	0.150	1/6/2012	229,254
4/12/2011	MN Trust	CD	0.151	1/6/2012	52,058
4/21/2011	MN Trust	SEC	0.200	1/20/2012	143,000
4/12/2011	MN Trust	CD	0.250	3/2/2012	143,393
4/12/2011	MN Trust	CD	0.292	4/6/2012	143,487
4/12/2011	MN Trust	CD	0.319	5/4/2012	249,946
4/12/2011	MN Trust	CD	0.457	6/1/2012	249,908
4/12/2011	MN Trust	CD	0.400	6/1/2012	249,934
4/12/2011	MN Trust	CD	0.299	7/6/2012	249,921
4/12/2011	MN Trust	CD	0.293	7/6/2012	82,396
4/12/2011	MN Trust	CD	0.293	7/6/2012	83,300
4/12/2011	MN Trust	CD	0.293	7/6/2012	84,303
4/12/2011	MN Trust	CD	0.457	8/3/2012	249,969
4/12/2011	MN Trust	CD	0.300	8/3/2012	249,979
4/12/2011	MN Trust	CD	0.400	9/7/2012	249,900
4/12/2011	MN Trust	CD	0.409	9/7/2012	249,931
4/13/2011	MN Trust	CD	0.599	10/4/2012	249,995
4/12/2011	MN Trust	CD	0.406	10/5/2012	249,996
4/20/2011	MN Trust	SEC	0.767	10/22/2012	248,000
4/12/2011	MN Trust	CD	0.599	12/7/2012	249,956
4/12/2011	MN Trust	CD	0.648	1/4/2013	249,980
Ending Balance					\$ 7,645,160

INDEPENDENT SCHOOL DISTRICT 191
OPEB OUTSTANDING INVESTMENTS
30-Apr-11

Purchase Date	Depository	Investment Type	CD Yield	Maturity Date	Purchase Amount
11/25/2009	MN Trust	CD	1.250	5/15/2011	\$ 248,000
4/24/2009	MN Trust	CD	1.800	6/10/2011	96,000
4/24/2009	MN Trust	CD	1.790	6/15/2011	2,704,000
12/17/2009	MN Trust	CD	0.994	6/15/2011	246,300
7/23/2010	MN Trust	CD	0.834	7/25/2011	100,032
8/6/2010	MN Trust	CD	0.550	8/8/2011	249,975
8/12/2010	MN Trust	CD	0.800	8/12/2011	249,984
8/23/2010	MN Trust	CD	0.644	8/23/2011	250,000
8/12/2010	MN Trust	CD	0.800	9/16/2011	249,973
12/15/2009	MN Trust	CD	1.409	12/15/2011	243,100
12/16/2009	MN Trust	CD	2.150	12/16/2011	239,600
12/23/2009	MN Trust	CD	1.168	12/23/2011	244,200
9/29/2009	MN Trust	SEC	2.300	2/1/2012	190,642
8/26/2009	MN Trust	SEC	2.200	2/1/2012	501,765
6/23/2009	MN Trust	SEC	4.000	2/1/2012	1,080,686
6/17/2010	MN Trust	SEC	1.500	2/1/2012	100,000
8/13/2009	MN Trust	SEC	2.450	4/1/2012	125,474
9/4/2009	MN Trust	CD	2.101	6/4/2012	235,600
9/10/2009	MN Trust	CD	2.100	6/8/2012	235,300
9/8/2009	MN Trust	SEC	2.100	6/8/2012	245,000
9/18/2009	MN Trust	CD	1.991	6/15/2012	237,000
12/16/2009	MN Trust	SEC	2.000	6/18/2012	245,000
12/22/2009	MN Trust	SEC	1.900	6/22/2012	245,000
9/9/2009	MN Trust	CD	2.120	6/25/2012	236,000
12/30/2009	MN Trust	SEC	1.700	6/29/2012	245,000
11/2/2009	MN Trust	CD	3.000	6/29/2012	245,000
12/31/2009	MN Trust	SEC	1.800	7/2/2012	245,000
7/27/2010	MN Trust	SEC	1.164	7/26/2012	249,871
8/2/2010	MN Trust	SEC	1.091	8/2/2012	249,844
8/20/2010	MN Trust	SEC	1.141	8/20/2012	249,884
8/3/2009	MN Trust	SEC	3.000	2/1/2013	101,194
10/19/2009	MN Trust	SEC	2.100	2/1/2013	800,000
2/15/2011	MN Trust	CD	0.962	2/1/2013	249,906
2/15/2011	MN Trust	CD	0.995	2/1/2013	149,930
9/2/2009	MN Trust	CD	2.550	6/3/2013	227,500
9/4/2009	MN Trust	CD	2.558	6/5/2013	455,100
8/23/2010	MN Trust	CD	1.300	8/23/2013	240,000
10/1/2009	MN Trust	SEC	2.650	12/30/2013	245,000
10/13/2009	MN Trust	SEC	2.880	2/1/2014	385,000
10/15/2009	MN Trust	SEC	2.880	2/1/2014	935,000
6/8/2010	MN Trust	SEC	2.400	2/1/2014	345,000
12/20/2010	MN Trust	SEC	1.900	2/1/2014	250,000
9/1/2009	MN Trust	SEC	2.980	3/1/2014	723,607
7/15/2009	MN Trust	SEC	5.000	2/1/2015	328,433
11/12/2009	MN Trust	SEC	3.800	2/1/2015	1,024,310
6/8/2010	MN Trust	SEC	2.750	2/1/2015	210,000
6/29/2009	MN Trust	SEC	3.350	6/1/2015	472,505
12/20/2010	MN Trust	SEC	3.350	2/1/2017	150,000
GRAND TOTAL:					\$ 17,575,715

April 2011

Wire Transfers

40111	State of Minnesota	MSDLAF	175.00	State Wire Payment - AP Teacher Training
40111	MSDLAF	Internal Revenue Service	674,658.68	March 31, 2011 Federal Payroll Taxes
40111	MSDLAF	State of Minnesota	122,519.09	March 31, 2011 State Payroll Taxes
40111	MSDLAF	People's Bank	147,955.86	March 31, 2011 Payroll - TSA Deductions
40111	MSDLAF	Teacher Federated Credit Union	35,598.20	March 31, 2011 Payroll - Dues
40111	MSDLAF	State of Minnesota	3,771.40	March 31, 2011 Payroll - Child Support
40111	MSDLAF	State of Minnesota	3,840.00	March 31, 2011 Payroll - Retiree
40111	MSDLAF	State of Minnesota	51.00	March 31, 2011 Payroll - Levies
40411	MSDLAF	Internal Revenue Service	581.79	March 31, 2011 Payroll - 3rd Party Sick
40611	Dakota County	MSDLAF	53.02	County Wire Payment - Healthy Eating Grant
40611	MSDLAF	Delta Dental	20,764.65	Dental Insurance
41111	MSDLAF	Health Partners	1,032,701.56	Health Insurance
41211	MSDLAF	TRA	245,778.49	March 31, 2011 Payroll - TRA
41211	MSDLAF	PERA	94,586.27	March 31, 2011 Payroll - PERA
41311	State of Minnesota	MSDLAF	9,961.63	State Wire Payment - IEP
41311	MSDLAF	Delta Dental	25,574.39	Dental Insurance
41411	State of Minnesota	MSDLAF	12,970.59	State Wire Payment - Commodity Rebate
41411	MSDLAF	State of Minnesota	432.00	Sales Tax
41511	State of Minnesota	MSDLAF	3,108,196.97	April 15, 2011 State Aid Payment
41611	MSDLAF	Internal Revenue Service	632,139.55	April 15, 2000 Federal Payroll Taxes
41611	MSDLAF	State of Minnesota	115,831.69	April 15, 2011 State Payroll Taxes
41611	MSDLAF	People's Bank	147,329.45	April 15, 2011 Payroll - TSA Deductions
41611	MSDLAF	Teacher Federated Credit Union	35,504.22	April 15, 2011 Payroll - Teacher Dues
42011	MSDLAF	Wells Fargo	42,843.45	Lease Payment - BHS Field
42011	MSDLAF	State of Minnesota	3,480.00	April 15, 2011 Payroll - Retirees
42011	MSDLAF	State of Minnesota	700.00	April 15, 2011 Payroll - Levies
42011	MSDLAF	State of Minnesota	3,771.40	April 15, 2011 Payroll - Child Support
42111	MSDLAF	Delta Dental	14,710.39	Dental Insurance
42511	Dakota County	MSDLAF	730.90	County Wire Payment

42711 Dakota County	MSDLAF	534.47	County Wire Payment
42711 State of Minnesota	MSDLAF	6,892.98	State Wire Payment
42711 MSDLAF	TRA	240,876.04	April 15, 2011 Payroll - TRA
42711 MSDLAF	PERA	94,753.74	April 15, 2011 Payroll - PERA
42711 MSDLAF	Delta Dental	14,127.60	Dental Insurance
42811 State of Minnesota	MSDLAF	230,940.29	State Wire Payment
42811 MSDLAF	Pitney Bowes	5,000.00	Mailroom Postage
42911 State of Minnesota	MSDLAF	3,634,219.71	April 29, 2011 State Aid Payment

CHECK #	TYPE	CHECK AMT	CHECK DATE	VENDOR #	ADDRS #	VENDOR NAME	CHECK STATUS
100474	S	\$31674.48	04/21/11	26500	0	ARMSTRONG TORSETH SKOLD & RYDEEN INC.	OUTSTANDING
100475	S	\$1720.00	04/21/11	26149	0	COMMERCIAL FLOORING SERVICES LLC	OUTSTANDING
100476	S	\$7120.00	04/21/11	27321	0	ELLIOTT'S PAINTING & DECORATING, INC.	OUTSTANDING
100477	S	\$481.00	04/21/11	02082	1	FRIEDGES DRYWALL, INC.	OUTSTANDING
100478	S	\$6223.11	04/21/11	02086	0	GLEWWE DOORS, INC.	OUTSTANDING
100479	S	\$706.25	04/21/11	26325	1	JQP, INC.	OUTSTANDING
100480	S	\$5453.80	04/21/11	26247	0	MCI CARPET ONE	OUTSTANDING
100481	S	\$563.07	04/21/11	00321	0	SUN NEWSPAPERS	OUTSTANDING
TOTAL # OF ISSUED CHECKS:			8	TOTAL AMOUNT		53941.71	
TOTAL # OF VOIDED CHECKS:			0	TOTAL AMOUNT		0.00	
TOTAL # OF UNISSUED CHECKS:			0				

CHECK #	TYPE	CHECK AMT	CHECK DATE	VENDOR #	ADDRS #	VENDOR NAME	CHECK STATUS
407381	S	\$33400.50	04/12/11	05296	0	360 COMMUNITIES	CLEARED
407382	S	\$1350.00	04/12/11	27343	0	ACCURATE HOME CARE, LLC	CLEARED
407383	S	\$562.00	04/12/11	25114	0	ALL PRO SOUND	CLEARED
407384	S	\$2016.00	04/12/11	26795	1	ALLIED PROFESSIONALS, INC.	CLEARED
407385	S	\$120.00	04/12/11	01131	0	ATHENA AWARDS COMMITTEE	CLEARED
407386	S	\$802.79	04/12/11	00386	1	BARNES & NOBLE INC	CLEARED
407387	S	\$1408.67	04/12/11	00172	1	BLICK ART MATERIALS	CLEARED
407388	S	\$4485.00	04/12/11	27504	0	CAPELLA UNIVERSITY	CLEARED
407389	S	\$120.00	04/12/11	22414	0	CARLSON, ASHLEIGH	OUTSTANDING
407390	S	\$600.00	04/12/11	26262	0	EDUCATORS BENEFIT CONSULTANTS, LLC	CLEARED
407391	S	\$235.00	04/12/11	00016	1780	FOUNDATION 191	OUTSTANDING
407392	S	\$495.00	04/12/11	21339	0	GOMEZ, THERESA	CLEARED
407393	S	\$650.00	04/12/11	03847	1	GREAT CLIPS IMAX THEATRE	CLEARED
407394	S	\$14.31	04/12/11	00575	0	VOIDED	VOIDED
407395	S	\$210.00	04/12/11	26803	0	HASSAN, RAHMA	CLEARED
407396	S	\$151.10	04/12/11	24335	0	IND. SCHOOL DIST. 8492	CLEARED
407397	S	\$15105.24	04/12/11	09327	0	INTERMEDIATE SCHOOL DISTRICT 917	CLEARED
407398	S	\$255.00	04/12/11	01994	0	J&R SCHOOL SUPPLIES, INC.	CLEARED
407399	S	\$5514.90	04/12/11	08356	1	KENNEDY & GRAVEN, CHARTERED	CLEARED
407400	S	\$800.00	04/12/11	05303	1	LEGIONVILLE	OUTSTANDING
407401	S	\$4167.02	04/12/11	26241	0	M&E REALTY COMPANY	CLEARED
407402	S	\$415.76	04/12/11	02196	0	MACKIN BOOK COMPANY	CLEARED
407403	S	\$63.95	04/12/11	27353	0	MATTSON, CLARK	CLEARED
407404	S	\$360.00	04/12/11	25421	0	MEDINA de SMITH, MARIA	CLEARED
407405	S	\$200.00	04/12/11	03412	0	MERZER, SHEILA M.A.L.P.	CLEARED
407406	S	\$360.00	04/12/11	27547	0	MINNESOTA OFFICE TECHNOLOGY GROUP	CLEARED
407407	S	\$910.00	04/12/11	02613	0	MN ZOOLOGICAL GARDEN	CLEARED
407408	S	\$165.00	04/12/11	26480	2	MULTI-LANGUAGE LINK, INC.	CLEARED
407409	S	\$165.00	04/12/11	21620	0	OAK RIDGE CONFERENCE CENTER	CLEARED
407410	S	\$105.25	04/12/11	25300	1	ORANGE TREE EMPLOYMENT SCREENING	CLEARED
407411	S	\$72552.50	04/12/11	21596	0	ORIGINS	CLEARED
407412	S	\$240.00	04/12/11	26396	0	OSMAN, NIMO	CLEARED
407413	S	\$435.00	04/12/11	26842	0	PERALTA, GERMAN	CLEARED
407414	S	\$300.00	04/12/11	24879	0	PEREZ, MELISSA M.	OUTSTANDING
407415	S	\$52.50	04/12/11	24681	0	PROFESSIONAL WIRELESS COMMUNICATIONS	CLEARED
407416	S	\$180.00	04/12/11	22793	0	RABINOWICZ, JACK	CLEARED
407417	S	\$30.00	04/12/11	00016	2030	SAO, SINETH	CLEARED
407418	S	\$8333.33	04/12/11	09588	1	SAVAGE, CITY OF	CLEARED
407419	S	\$4690.00	04/12/11	20491	0	SAVAGE, DAWN	CLEARED
407420	S	\$144.94	04/12/11	03532	0	SCHMITT MUSIC	CLEARED
407421	S	\$130.00	04/12/11	03196	3	SCHOLASTIC INC.	CLEARED
407422	S	\$1314.00	04/12/11	03609	0	SCIENCE MUSEUM OF MINN.	CLEARED
407423	S	\$12776.96	04/12/11	23848	0	SFM	CLEARED
407424	S	\$2600.00	04/12/11	27462	1	SOLIANT HEALTH	CLEARED
407425	S	\$875.00	04/12/11	27549	0	STORY TELLER MEDIA & COMMUNICATIONS	CLEARED
407426	S	\$476.00	04/12/11	07899	1	THEATREWORKS USA BOX OFFICE	CLEARED
407427	S	\$60.00	04/12/11	25679	0	TOAY, GRETCHEN	CLEARED
407428	S	\$120.00	04/12/11	24968	0	TRANG, KRISTINE	CLEARED
407429	S	\$20155.00	04/12/11	08595	0	UNIVERSITY OF MINNESOTA-TUITION	CLEARED
407430	S	\$11250.00	04/12/11	26645	1	VENUWORKS OF BURNSVILLE LLC/BPAC	CLEARED
407431	S	\$240.00	04/12/11	25560	0	WARSAME, KADRA	OUTSTANDING
407432	S	\$187.50	04/12/11	25837	0	WILLIAMS, REBECCA	CLEARED

CHECK #	TYPE	CHECK AMT	CHECK DATE	VENDOR #	ADDRS #	VENDOR NAME	CHECK STATUS
407433	S	\$102.00	04/12/11	04451	7	XEROX CORPORATION	CLEARED
407434	S	\$3637.20	04/14/11	26985	0	A PLUS TUTORING SERVICE, LTD.	CLEARED
407435	S	\$150.00	04/14/11	26043	0	ACADEMY OF HOLY ANGELS	CLEARED
407436	S	\$150.00	04/14/11	00016	2031	AMES, SUSAN	CLEARED
407437	S	\$60.00	04/14/11	22108	0	AYAQUICA, SHERI	CLEARED
407438	S	\$42.36	04/14/11	00016	1690	BALLARD, EILEEN	CLEARED
407439	S	\$332.83	04/14/11	00386	1	BARNES & NOBLE INC	CLEARED
407440	S	\$327.95	04/14/11	03931	0	BERRY COFFEE COMPANY	CLEARED
407441	S	\$3302.95	04/14/11	26720	0	BLUE BELL ENTERPRISES, INC.	CLEARED
407442	S	\$6.00	04/14/11	00001	1147	BLUHM, KRISTI	OUTSTANDING
407443	S	\$140.00	04/14/11	23673	0	BOLKE, JEANNE	OUTSTANDING
407444	S	\$570.00	04/14/11	24024	0	BRIH DESIGN, LLC	CLEARED
407445	S	\$395.00	04/14/11	27623	0	BROWN, ALASTAIR	CLEARED
407446	S	\$240.00	04/14/11	27625	0	CARRILLO, BONI	CLEARED
407447	S	\$1090.62	04/14/11	00854	0	CARVER-SCOTT EDUCATIONAL COOP.	CLEARED
407448	S	\$4.90	04/14/11	00483	0	CASSIDY-TRICKER INDUSTRIAL SALES, INC.	CLEARED
407449	S	\$15433.24	04/14/11	02519	0	CENTERPOINT ENERGY	CLEARED
407450	S	\$204.00	04/14/11	27484	0	CLARK, KATHLEEN	CLEARED
407451	S	\$180.00	04/14/11	25919	0	CORDOVA-MORALES, LETICIA	CLEARED
407452	S	\$54873.86	04/14/11	00809	0	DAKOTA ELECTRIC ASSOCIATION	CLEARED
407453			04/14/11	00809	0	UNISSUED	UNISSUED
407454	S	\$600.00	04/14/11	20524	0	DEWALD, RINA C.	CLEARED
407455	S	\$111.74	04/14/11	23099	0	DEX MEDIA EAST, INC	CLEARED
407456	S	\$543.87	04/14/11	01002	0	EAGAN, CITY OF	CLEARED
407457	S	\$337.80	04/14/11	27593	1	EDC EDUCATIONAL SERVICES	CLEARED
407458	S	\$250.00	04/14/11	20467	0	EDINA PUBLIC SCHOOLS	OUTSTANDING
407459	S	\$1285.00	04/14/11	06592	0	FESTIVAL OF NATIONS	OUTSTANDING
407460	S	\$236.54	04/14/11	03328	0	FIRST STUDENT, INC.	CLEARED
407461	S	\$2125.00	04/14/11	27537	0	FLYNN, PATRICK	CLEARED
407462	S	\$75.00	04/14/11	27126	0	GHIZONI, DAVID	CLEARED
407463	S	\$150.00	04/14/11	27616	0	GUETTER, LINDSEY	CLEARED
407464	S	\$10.75	04/14/11	01762	0	HAAN CRAFTS, LLC	CLEARED
407465	S	\$140.00	04/14/11	23674	0	HAGEN, KRISTIE	CLEARED
407466	S	\$374.00	04/14/11	21252	0	HARMER, MARY	CLEARED
407467	S	\$210.00	04/14/11	26803	0	HASSAN, RAHMA	CLEARED
407468	S	\$175.00	04/14/11	00656	1	HERFF JONES, INC.	CLEARED
407469	S	\$853.59	04/14/11	26918	0	IMB DISTRIBUTION	CLEARED
407470	S	\$8989.00	04/14/11	01394	0	IND. SCHOOL DIST. 196	CLEARED
407471	S	\$2870.90	04/14/11	24335	0	IND. SCHOOL DIST. 8492	CLEARED
407472	S	\$324.00	04/14/11	01896	0	INSTRUMENTALIST COMPANY, THE	CLEARED
407473	S	\$4546.33	04/14/11	09327	0	INTERMEDIATE SCHOOL DISTRICT 917	CLEARED
407474	S	\$75.00	04/14/11	24067	0	JOHNSON, DENNIS	CLEARED
407475	S	\$6000.00	04/14/11	27620	0	KING, PETER	CLEARED
407476	S	\$50.00	04/14/11	00016	1259	LANE, LEE ANN	OUTSTANDING
407477	S	\$80.00	04/14/11	26282	0	LEE, WAI YEE	CLEARED
407478	S	\$106.00	04/14/11	06419	1	LENSCRAFTERS, INC.	CLEARED
407479	S	\$650.00	04/14/11	03412	0	MERZER, SHEILA M.A.L.P.	CLEARED
407480	S	\$45.00	04/14/11	23585	0	MN WRITING PROJECT	OUTSTANDING
407481	S	\$703.25	04/14/11	22324	0	MULTILINGUAL WORD, INC.	CLEARED
407482	S	\$6003.00	04/14/11	04476	0	NATIONAL TREASURE KUNG FU INC	CLEARED
407483	S	\$397.63	04/14/11	03219	1	PEPSI-COLA COMPANY	CLEARED
407484	S	\$120.00	04/14/11	27624	0	PEREZ, JENNIFER	CLEARED

CHECK #	TYPE	CHECK AMT	CHECK DATE	VENDOR #	ADDRS #	VENDOR NAME	CHECK STATUS
407485	S	\$652.50	04/14/11	24879	0	PEREZ, MELISSA M.	OUTSTANDING
407486	S	\$123.90	04/14/11	26529	0	PLAIN, SUSAN	OUTSTANDING
407487	S	\$1555.95	04/14/11	21744	0	QUALITY AIR MECHANICAL, INC.	CLEARED
407488	S	\$3100.00	04/14/11	06079	0	RICHFIELD BUS COMPANY	CLEARED
407489	S	\$252.82	04/14/11	26642	0	ROASTED PEAR	CLEARED
407490	S	\$381.25	04/14/11	07623	0	ROYAL CLIFF	CLEARED
407491	S	\$6300.00	04/14/11	26796	0	SAFEBAY DRIVING SCHOOL	CLEARED
407492	S	\$975.00	04/14/11	27355	0	SAGE TECHNOLOGY GROUP, LLC	CLEARED
407493	S	\$75.00	04/14/11	27107	0	SAVKUMBKOVA, OLGA	CLEARED
407494	S	\$252.45	04/14/11	26365	0	SCHENCK, MELISSA	OUTSTANDING
407495	S	\$50.00	04/14/11	26552	0	SCHOOL NUTRITION ASSOCIATION	CLEARED
407496	S	\$4495.00	04/14/11	27010	1	SCHOOLDUDE.COM, INC.	CLEARED
407497	S	\$158.50	04/14/11	22278	0	SCHOOLFINANCES.COM, INC	CLEARED
407498	S	\$330.00	04/14/11	26857	0	SOTO, NESTOR DAVID	CLEARED
407499	S	\$285.00	04/14/11	25672	0	SPECIAL DELIVERY OF MINNESOTA, INC	CLEARED
407500	S	\$476.00	04/14/11	01209	0	STAGES THEATRE COMPANY	OUTSTANDING
407501	S	\$1911.00	04/14/11	26706	0	STANGLER, JUDY	CLEARED
407502	S	\$832.50	04/14/11	25781	0	TAPIA, FRANCIS	OUTSTANDING
407503	S	\$95.00	04/14/11	01637	0	THREE RIVERS PARK DISTRICT	CLEARED
407504	S	\$27463.62	04/14/11	08203	0	TIES	CLEARED
407505	S	\$25.56	04/14/11	04172	0	UNITED PARCEL SERVICE	CLEARED
407506	S	\$150.00	04/14/11	04279	0	UNIVERSITY OF ST. THOMAS	OUTSTANDING
407507	S	\$1148.00	04/14/11	08340	0	VALLEYFAIR	CLEARED
407508	S	\$60.00	04/14/11	25560	0	WARSAME, KADRA	OUTSTANDING
407509	S	\$1916.19	04/14/11	23715	0	WELLS FARGO BANK - REMITTANCE CENTER	CLEARED
407510	S	\$135.00	04/14/11	25837	0	WILLIAMS, REBECCA	CLEARED
407511	S	\$13492.78	04/14/11	02776	0	XCEL ENERGY	CLEARED
407512	S	\$572.02	04/14/11	04451	7	XEROX CORPORATION	CLEARED
407513	S	\$17300.53	04/14/11	27490	0	XEROX FINANCIAL SERVICES LLC	CLEARED
407514	S	\$3225.00	04/14/11	03144	0	ZAPS LEARNING COMPANY, LLC	CLEARED
407515	S	\$242.50	04/14/11	27357	0	ZRUST, CHRISTINA	CLEARED
407516	S	\$49.00	04/19/11	00000	9457	ABRAHAM, JOAN	CLEARED
407517	S	\$3734.79	04/19/11	26700	1	ADVANCED TOOLWARE, LLC	CLEARED
407518	S	\$135.00	04/19/11	27129	0	ALI, AMAAL	OUTSTANDING
407519	S	\$1042.54	04/19/11	01365	0	AMERIPRIDE LINEN AND APPAREL SERVICES	CLEARED
407520	S	\$39.00	04/19/11	00249	1	APPLE COMPUTER INC.	CLEARED
407521	S	\$618.30	04/19/11	04895	0	VOIDED	VOIDED
407522	S	\$30.00	04/19/11	01131	0	ATHENA AWARDS COMMITTEE	CLEARED
407523	S	\$225.00	04/19/11	22108	0	AYAQUICA, SHERI	OUTSTANDING
407524	S	\$72.00	04/19/11	23539	0	BRAATEN, MARK	CLEARED
407525	S	\$72.00	04/19/11	23025	0	CARRIER, BRANDON	OUTSTANDING
407526	S	\$19.00	04/19/11	00000	532	CASEY, JEREMY	OUTSTANDING
407527	S	\$77.01	04/19/11	25513	1	CHURCH OFFSET PRINTING, INC.	CLEARED
407528	S	\$51.00	04/19/11	00000	5517	DEDON, KAY	CLEARED
407529	S	\$358.00	04/19/11	26702	0	DELTA MANAGEMENT ASSOCIATES, INC.	CLEARED
407530	S	\$4451.74	04/19/11	02333	1	EARTHGRAINS CO.	CLEARED
407531	S	\$600.00	04/19/11	26262	0	EDUCATORS BENEFIT CONSULTANTS, LLC	CLEARED
407532	S	\$64.00	04/19/11	27226	0	GAINES, ALFONSO	CLEARED
407533	S	\$228.00	04/19/11	27604	0	GREAT LAKES HIGHER EDUCATION GUARANTY CORP.	CLEARED
407534	S	\$706.18	04/19/11	07390	0	GREAT TWIN CITIES UNITED WAY	CLEARED
407535	S	\$64.00	04/19/11	08860	0	HAMANN, RONALD	OUTSTANDING
407536	S	\$64.00	04/19/11	09827	0	HAMMER, ED	OUTSTANDING

CHECK #	TYPE	CHECK AMT	CHECK DATE	VENDOR #	ADDRS #	VENDOR NAME	CHECK STATUS
407537	S	\$21698.62	04/19/11	24130	0	HASTINGS CO-OP CREAMERY	CLEARED
407538	S	\$157.50	04/19/11	24154	0	HEALTH COUNSELING SERVICES	CLEARED
407539	S	\$43625.19	04/19/11	21184	8	HEWLETT-PACKARD FINANCIAL SERVICES CO.	CLEARED
407540	S	\$565.00	04/19/11	27391	0	ILLINOIS STATE DISBURSEMENT UNIT	CLEARED
407541	S	\$75.00	04/19/11	01880	2	IND. SCHOOL DIST. 194	OUTSTANDING
407542	S	\$107.40	04/19/11	02483	0	INTEGRA TELECOM	CLEARED
407543	S	\$19.00	04/19/11	00000	531	JOHNSON, KIM	OUTSTANDING
407544	S	\$116.00	04/19/11	23607	0	KENNEY, PATRICK	OUTSTANDING
407545	S	\$34.00	04/19/11	00000	2472	KOFSKI, PATRICIA	CLEARED
407546	S	\$64.00	04/19/11	06519	0	KORBA, JERRY	CLEARED
407547	S	\$72.00	04/19/11	25700	0	KROGMAN, WILLIAM	CLEARED
407548	S	\$540.00	04/19/11	20876	0	LB SPEECH CONSULTING AND CONTRACTING, LLC	CLEARED
407549	S	\$330.00	04/19/11	26282	0	LEE, WAI YEE	CLEARED
407550	S	\$400.00	04/19/11	05303	0	LEGIONVILLE	OUTSTANDING
407551	S	\$647.00	04/19/11	26151	0	LIGHTSPEED TECHNOLOGIES, INC.	CLEARED
407552	S	\$175.86	04/19/11	24253	0	LOFFLER COMPANIES, INC.	CLEARED
407553	S	\$1224.14	04/19/11	05455	0	MADDENS ON GULL LAKE	CLEARED
407554	S	\$398.00	04/19/11	09181	1	MASE	OUTSTANDING
407555	S	\$410.00	04/19/11	27218	0	VOIDED	VOIDED
407556	S	\$3309.00	04/19/11	08315	0	MEADOW GREEN LAWN & LANDSCAPE	CLEARED
407557	S	\$300.00	04/19/11	25421	0	MEDINA de SMITH, MARIA	OUTSTANDING
407558	S	\$450.00	04/19/11	07752	0	MILLER ELECTRIC, INC.	CLEARED
407559	S	\$120.00	04/19/11	27454	0	MILLS, NANCY	CLEARED
407560	S	\$1543.51	04/19/11	08999	1	MINNESOTA ELEVATOR INC	CLEARED
407561	S	\$125.00	04/19/11	02854	1	MN UI FUND	CLEARED
407562	S	\$30.00	04/19/11	00000	525	MODI, ARPITA	OUTSTANDING
407563	S	\$5.00	04/19/11	00000	526	MOHAMED, FARTUN	OUTSTANDING
407564	S	\$210.00	04/19/11	22324	0	MULTILINGUAL WORD, INC.	CLEARED
407565	S	\$5399.74	04/19/11	22639	1	NEXTEL	CLEARED
407566	S	\$1221.64	04/19/11	26086	0	ORKIN COMMERCIAL SERVICES	CLEARED
407567	S	\$64.00	04/19/11	05808	0	PACKER, ROGER	CLEARED
407568	S	\$141.17	04/19/11	03123	0	PAPCO	CLEARED
407569	S	\$120.00	04/19/11	27624	0	PEREZ, JENNIFER	CLEARED
407570	S	\$120.00	04/19/11	24879	0	PEREZ, MELISSA M.	OUTSTANDING
407571	S	\$44.31	04/19/11	03101	0	PUMP AND METER SERVICE, INC.	CLEARED
407572	S	\$3382.10	04/19/11	21744	0	QUALITY AIR MECHANICAL, INC.	CLEARED
407573	S	\$265.42	04/19/11	02781	5	QWEST	CLEARED
407574	S	\$565.00	04/19/11	26388	0	RAUSCH, STURM, ISRAEL, ENERSON & HORNIK	CLEARED
407575	S	\$125.00	04/19/11	23374	0	RECYCLE TECHNOLOGIES, INC.	CLEARED
407576	S	\$155.00	04/19/11	07745	1	SAFETY-KLEEN	CLEARED
407577	S	\$19.00	04/19/11	00000	527	SATHER, CAROL ANN	CLEARED
407578	S	\$247.50	04/19/11	24047	0	SCHMIDT, ANA	OUTSTANDING
407579	S	\$64.00	04/19/11	24557	0	SCHMITZ, STEVE	CLEARED
407580	S	\$6693.00	04/19/11	27010	1	SCHOOLDUDE.COM, INC.	CLEARED
407581	S	\$296.00	04/19/11	03745	1	SHERWIN-WILLIAMS	CLEARED
407582	S	\$578.86	04/19/11	03745	2	SHERWIN-WILLIAMS	CLEARED
407583	S	\$923.32	04/19/11	03587	1	SIMPLEX GRINNELL	CLEARED
407584	S	\$6045.00	04/19/11	27462	1	SOLIANT HEALTH	CLEARED
407585	S	\$1481.03	04/19/11	22020	0	SPHERION CORPORATION	CLEARED
407586	S	\$154.88	04/19/11	00321	0	SUN NEWSPAPERS	CLEARED
407587	S	\$59.00	04/19/11	00000	528	SWAGGERT, JAKE	OUTSTANDING
407588	S	\$270.00	04/19/11	25781	0	TAPIA, FRANCIS	OUTSTANDING

CHECK #	TYPE	CHECK AMT	CHECK DATE	VENDOR #	ADDRS #	VENDOR NAME	CHECK STATUS
407589	S	\$39.00	04/19/11	00000	9220	TAVAKLEY, TANDA	CLEARED
407590	S	\$19.00	04/19/11	00000	529	TORBORG, DAVID	CLEARED
407591	S	\$2251.24	04/19/11	24601	0	TOTAL MECHANICAL SERVICES, INC.	CLEARED
407592	S	\$566.60	04/19/11	03919	0	TWIN CITY GARAGE DOOR CO. INC.	CLEARED
407593	S	\$185.25	04/19/11	23463	7	UNITED STATES TREASURY	CLEARED
407594	S	\$225.00	04/19/11	23463	14	UNITED STATES TREASURY	CLEARED
407595	S	\$80.00	04/19/11	26597	0	UNORA, SOWA	OUTSTANDING
407596	S	\$34.00	04/19/11	02813	1	US DEPARTMENT OF EDUCATION	CLEARED
407597	S	\$648.15	04/19/11	04417	1	US FOODSERVICE	CLEARED
407598	S	\$72.00	04/19/11	08731	0	WARD, DENNIS	CLEARED
407599	S	\$60.00	04/19/11	25560	0	WARSAME, KADRA	OUTSTANDING
407600	S	\$40.92	04/19/11	20422	0	WENDORF, VERN	CLEARED
407601	S	\$59.00	04/19/11	00000	530	WILSON, DAYNA	OUTSTANDING
407602	S	\$6153.45	04/19/11	04451	7	XEROX CORPORATION	CLEARED
407603	S	\$31334.78	04/19/11	04566	0	ZIEGLER INC.	CLEARED
407604	S	\$1000.00	04/19/11	00016	2032	ZINS, STEPHANIE	CLEARED
407605	S	\$568.75	04/21/11	27628	0	FRONTIER DESIGNS	CLEARED
407606	S	\$257887.88	04/22/11	27335	0	AMERICAN HEALTH RESOURCES	CLEARED
407607	S	\$39.00	04/22/11	00098	1	ASCD	OUTSTANDING
407608	S	\$618.30	04/22/11	04895	0	ASSOCIATION OF CLERICAL EMPLOYEES	CLEARED
407609	S	\$280.38	04/22/11	27176	0	ATS PROJECT SUCCESS	CLEARED
407610	S	\$24.00	04/22/11	27257	0	AUGUSTANA THERAPY SERVICES	CLEARED
407611	S	\$10384.00	04/22/11	27223	1	AVID CENTER	OUTSTANDING
407612	S	\$20.00	04/22/11	26127	0	BENANAV, JAY	OUTSTANDING
407613	S	\$30.00	04/22/11	09011	0	BESTPREP	OUTSTANDING
407614	S	\$1157.06	04/22/11	26720	0	BLUE BELL ENTERPRISES, INC.	CLEARED
407615	S	\$100.00	04/22/11	06533	0	BPS COMMUNICATIONS LLC	CLEARED
407616	S	\$335.00	04/22/11	27623	0	BROWN, ALASTAIR	OUTSTANDING
407617	S	\$90.00	04/22/11	22414	0	CARLSON, ASHLEIGH	OUTSTANDING
407618	S	\$20.00	04/22/11	00016	2035	CARLSON, KI	OUTSTANDING
407619	S	\$33772.43	04/22/11	02519	0	CENTERPOINT ENERGY	CLEARED
407620	S	\$50.00	04/22/11	26485	0	CHARLES, ANGELIQUE	CLEARED
407621	S	\$876.25	04/22/11	08621	1	CHILDREN'S THEATRE COMPANY	OUTSTANDING
407622	S	\$177.00	04/22/11	00016	2037	CHRISTIANSON, MARY BETH	OUTSTANDING
407623	S	\$1040.00	04/22/11	27121	0	CLUB Z! IN-HOME TUTORING SERVICES, INC.	OUTSTANDING
407624	S	\$1233.64	04/22/11	26984	0	COLLEGE NANNIES & TUTORS, LLC	CLEARED
407625	S	\$18.00	04/22/11	00016	2038	CONNETT, MYRNA	OUTSTANDING
407626	S	\$50.00	04/22/11	27632	0	CORDES, RONALD	CLEARED
407627	S	\$660.00	04/22/11	25919	0	CORDOVA-MORALES, LETICIA	CLEARED
407628	S	\$72.00	04/22/11	26137	0	CORNELL, MARK	OUTSTANDING
407629	S	\$3898.05	04/22/11	00502	0	CORNERSTONE COPY CENTER	CLEARED
407630	S	\$112.00	04/22/11	22013	0	CUSTOM WATER WORKS	CLEARED
407631	S	\$50.00	04/22/11	27631	0	DAKOTA ROSE FLORAL	CLEARED
407632	S	\$4000.00	04/22/11	22061	0	DISTRIBUTED WEBSITE CORPORATION	CLEARED
407633	S	\$1112.50	04/22/11	26551	1	EAGLES WINGS CAREER PREP.& WORKFORCE LLC	CLEARED
407634	S	\$190.00	04/22/11	27538	0	EAM DISTRIBUTION INC	OUTSTANDING
407635	S	\$290.48	04/22/11	08846	1	ECOLAB EQUIPMENT CARE	CLEARED
407636	S	\$305.34	04/22/11	27629	0	GALAXIE CUSTOM APPAREL, LLC	CLEARED
407637	S	\$465.00	04/22/11	26554	0	GANADO, CESAR	CLEARED
407638	S	\$1991.76	04/22/11	16514	0	GRAFF, SALLY	CLEARED
407639	S	\$55.17	04/22/11	00016	1433	GRAZZINI, PAUL	OUTSTANDING
407640	S	\$103.84	04/22/11	00016	2039	HALKO, JENNIFER	OUTSTANDING

CHECK #	TYPE	CHECK AMT	CHECK DATE	VENDOR #	ADDRS #	VENDOR NAME	CHECK STATUS
407641	S	\$360.00	04/22/11	26803	0	HASSAN, RAHMA	CLEARED
407642	S	\$2256.00	04/22/11	07139	0	HASTINGS BUS COMPANY	CLEARED
407643	S	\$570.00	04/22/11	01038	0	HEALTH CONSULTANTS FOR CHILD CARE	OUTSTANDING
407644	S	\$405.00	04/22/11	27442	0	IBARRA, HILIANA	CLEARED
407645	S	\$802.40	04/22/11	26911	0	IGM GYMNASTICS	CLEARED
407646	S	\$523.22	04/22/11	26918	0	IMB DISTRIBUTION	CLEARED
407647	S	\$5134.01	04/22/11	09327	0	INTERMEDIATE SCHOOL DISTRICT 917	CLEARED
407648	S	\$60.00	04/22/11	26825	0	ITH, VANTHUON	CLEARED
407649	S	\$8.99	04/22/11	00016	2036	JONES, KELLY	OUTSTANDING
407650	S	\$225.94	04/22/11	00016	1709	KOHOUT, KATHY	CLEARED
407651	S	\$72.00	04/22/11	25578	0	LARSON, JEFF	OUTSTANDING
407652	S	\$80.00	04/22/11	26884	0	LEVY, RACHEL S.	CLEARED
407653	S	\$47.63	04/22/11	00016	1864	LINK, CLARE	CLEARED
407654	S	\$489.00	04/22/11	27630	0	LITTLE CAESARS PIZZA	CLEARED
407655	S	\$2975.00	04/22/11	05220	0	MACPHAIL	CLEARED
407656	S	\$465.00	04/22/11	26357	0	MEDINA AVILA, MIGUEL	CLEARED
407657	S	\$750.00	04/22/11	03412	0	MERZER, SHEILA M.A.L.P.	CLEARED
407658	S	\$475.00	04/22/11	02538	0	MESPA	OUTSTANDING
407659	S	\$845.00	04/22/11	02538	0	MESPA	OUTSTANDING
407660	S	\$156.00	04/22/11	27099	0	MIKULAY, ELIZABETH P.	CLEARED
407661	S	\$115.64	04/22/11	03029	1	MINNESOTA ENERGY RESOURCES CORPORATION	CLEARED
407662	S	\$300.00	04/22/11	24243	0	MUNOZ, MARIBEL	CLEARED
407663	S	\$290.00	04/22/11	27055	0	MURRAY, KATHLEEN	CLEARED
407664	S	\$465.00	04/22/11	25386	0	NUH, FAISAL AHMED	CLEARED
407665	S	\$525.00	04/22/11	25874	0	NUR, ABDIRIZAK	OUTSTANDING
407666	S	\$79.40	04/22/11	25300	1	ORANGE TREE EMPLOYMENT SCREENING	CLEARED
407667	S	\$120.00	04/22/11	26396	0	OSMAN, NIMO	OUTSTANDING
407668	S	\$328.64	04/22/11	03219	1	PEPSI-COLA COMPANY	OUTSTANDING
407669	S	\$180.00	04/22/11	24879	0	PEREZ, MELISSA M.	OUTSTANDING
407670	S	\$207.00	04/22/11	03055	1	PITNEY BOWES INC.	CLEARED
407671	S	\$245.00	04/22/11	26529	0	PLAIN, SUSAN	OUTSTANDING
407672	S	\$140.00	04/22/11	07684	0	PORCARO, MICHAEL	CLEARED
407673	S	\$3200.00	04/22/11	25595	0	PROBLEM SOLVING SOLUTIONS	CLEARED
407674	S	\$60.00	04/22/11	22793	0	RABINOWICZ, JACK	OUTSTANDING
407675	S	\$43474.02	04/22/11	20099	0	RELIASTAR LIFE INSURANCE COMPANY	CLEARED
407676	S	\$180.00	04/22/11	26869	0	ROBLES, ISMAEL	CLEARED
407677	S	\$72.00	04/22/11	22484	0	SARGENT, KEN	OUTSTANDING
407678	S	\$50.00	04/22/11	03619	0	SAVAGE CHAMBER OF COMMERCE	CLEARED
407679	S	\$390.00	04/22/11	20017	1	SC/SW MN REGIONAL SCIENCE FAIR	CLEARED
407680	S	\$3617.64	04/22/11	03609	0	SCIENCE MUSEUM OF MINN.	CLEARED
407681	S	\$30.00	04/22/11	27563	0	SHRED RIGHT	CLEARED
407682	S	\$579.74	04/22/11	27209	0	SOCCERCHILI.COM	OUTSTANDING
407683	S	\$26522.14	04/22/11	26050	0	SOFTWARE ONE	CLEARED
407684	S	\$528.00	04/22/11	25040	0	ST. LOUIS PARK SENIOR PROGRAM	OUTSTANDING
407685	S	\$2200.00	04/22/11	25234	0	STEINBERG-BOHN, JANET	CLEARED
407686	S	\$8.84	04/22/11	00016	2033	THORESON, LANCE	OUTSTANDING
407687	S	\$200.54	04/22/11	21190	0	TROUSIL, WANDA	OUTSTANDING
407688	S	\$53.00	04/22/11	24743	0	WALBRAN, SHARON	OUTSTANDING
407689	S	\$72.00	04/22/11	27172	0	WEHLING, DAVID	CLEARED
407690	S	\$125.00	04/22/11	20875	0	WHITE BEAR LAKE HIGH SCHOOL	CLEARED
407691	S	\$150.00	04/22/11	00016	2034	WITTMAN, TODD	OUTSTANDING
407692	S	\$600.00	04/22/11	27542	0	WRIGHT, DYLAN	OUTSTANDING

CHECK #	TYPE	CHECK AMT	CHECK DATE	VENDOR #	ADDRS #	VENDOR NAME	CHECK STATUS
407693	S	\$43.11	04/22/11	27357	0	ZRUST, CHRISTINA	CLEARED
407694	S	\$50.00	04/26/11	20966	0	215 WABASHA PROPERTIES, INC.	OUTSTANDING
407695	S	\$864.00	04/26/11	26795	1	ALLIED PROFESSIONALS, INC.	CLEARED
407696	S	\$418.61	04/26/11	25627	0	CERTIPORT, INC.	OUTSTANDING
407697	S	\$120.00	04/26/11	25919	0	CORDOVA-MORALES, LETICIA	OUTSTANDING
407698	S	\$403.50	04/26/11	05419	0	CRYSTAL CAVE, INC.	OUTSTANDING
407699	S	\$1012.50	04/26/11	20524	0	DEWALD, RINA C.	CLEARED
407700	S	\$220.00	04/26/11	06592	0	FESTIVAL OF NATIONS	OUTSTANDING
407701	S	\$224.99	04/26/11	03299	1	GL SPORTS, INC.	OUTSTANDING
407702	S	\$60.00	04/26/11	21339	0	GOMEZ, THERESA	OUTSTANDING
407703	S	\$958.50	04/26/11	03539	1	H & A ADMINISTRATORS	OUTSTANDING
407704	S	\$90.00	04/26/11	26803	0	HASSAN, RAHMA	OUTSTANDING
407705	S	\$249.30	04/26/11	02483	0	INTEGRA TELECOM	CLEARED
407706	S	\$537.21	04/26/11	27225	0	K&K EXPRESS, LLC	CLEARED
407707	S	\$173.80	04/26/11	03748	0	KEITH'S TARPS, INC.	CLEARED
407708	S	\$540.00	04/26/11	20876	0	LB SPEECH CONSULTING AND CONTRACTING, LLC	OUTSTANDING
407709	S	\$50.00	04/26/11	08582	1	MASPA	OUTSTANDING
407710	S	\$315.00	04/26/11	06559	0	MATRIX COMMUNICATIONS, INC.	CLEARED
407711	S	\$410.00	04/26/11	27218	0	MAXON, JACKI P.	CLEARED
407712	S	\$140.00	04/26/11	22324	0	MULTILINGUAL WORD, INC.	OUTSTANDING
407713	S	\$150.00	04/26/11	24243	0	MUNOZ, MARIBEL	CLEARED
407714	S	\$197.47	04/26/11	27292	0	NAEIR	CLEARED
407715	S	\$4370.43	04/26/11	22639	1	NEXTEL	OUTSTANDING
407716	S	\$1394.29	04/26/11	06477	0	OFFICE OF ENTERPRISE TECHNOLOGY	OUTSTANDING
407717	S	\$210.00	04/26/11	24879	0	PEREZ, MELISSA M.	OUTSTANDING
407718	S	\$75.00	04/26/11	27355	0	SAGE TECHNOLOGY GROUP, LLC	CLEARED
407719	S	\$60.00	04/26/11	24968	0	TRANG, KRISTINE	OUTSTANDING
407720	S	\$1636.28	04/26/11	04451	7	XEROX CORPORATION	CLEARED
407721	S	\$673.02	04/26/11	04451	9	XEROX CORPORATION	OUTSTANDING
407722	S	\$26.04	05/01/11	23584	3	ABC & TOY ZONE	OUTSTANDING
407723	S	\$580.00	05/01/11	00074	0	ACOUSTICAL CONCEPTS, INC.	OUTSTANDING
407724	S	\$48.90	05/01/11	03503	0	AMERICAN TIME & SIGNAL	OUTSTANDING
407725	S	\$394.01	05/01/11	01365	0	AMERIPRIDE LINEN AND APPAREL SERVICES	OUTSTANDING
407726			05/01/11	01365	0	UNISSUED	UNISSUED
407727			05/01/11	01365	0	UNISSUED	UNISSUED
407728	S	\$63.00	05/01/11	01100	0	ANCOM COMMUNICATIONS INC.	OUTSTANDING
407729	S	\$598.00	05/01/11	00249	1	APPLE COMPUTER INC.	OUTSTANDING
407730	S	\$322.56	05/01/11	06913	1	ARMCOM DISTRIBUTING COMPANY	OUTSTANDING
407731	S	\$2269.00	05/01/11	25449	1	AUTOMATEDLOGIC CORPORATION	OUTSTANDING
407732	S	\$1139.24	05/01/11	00386	1	BARNES & NOBLE INC	OUTSTANDING
407733	S	\$513.00	05/01/11	25425	0	BERRY BLENDZ	OUTSTANDING
407734	S	\$8728.71	05/01/11	00477	0	BIX PRODUCE COMPANY	OUTSTANDING
407735			05/01/11	00477	0	UNISSUED	UNISSUED
407736			05/01/11	00477	0	UNISSUED	UNISSUED
407737			05/01/11	00477	0	UNISSUED	UNISSUED
407738	S	\$85.97	05/01/11	27601	1	BUY A SAFE.COM	OUTSTANDING
407739	S	\$4409.11	05/01/11	06201	1	C L BENSON COMPANY, INC.	OUTSTANDING
407740	S	\$2127.38	05/01/11	03865	1	CARGILL INC. - SALT DIVISION	OUTSTANDING
407741	S	\$14.40	05/01/11	00483	0	CASSIDY-TRICKER INDUSTRIAL SALES, INC.	OUTSTANDING
407742	S	\$353.27	05/01/11	27279	1	COLE PAPERS INC.	OUTSTANDING
407743	S	\$3469.00	05/01/11	00514	0	COMBUSTION HEAT & POWER, INC.	OUTSTANDING
407744	S	\$24.60	05/01/11	00647	0	CROWN RENTAL, INC.	OUTSTANDING

CHECK #	TYPE	CHECK AMT	CHECK DATE	VENDOR #	ADDRS #	VENDOR NAME	CHECK STATUS
407745	S	\$290.40	05/01/11	24563	0	CRYSTAL BROOK DIRECT	OUTSTANDING
407746	S	\$832.44	05/01/11	00279	0	D.S.D., INC.	OUTSTANDING
407747	S	\$90.60	05/01/11	00837	1	DEMCO, INC.	OUTSTANDING
407748	S	\$2988.87	05/01/11	00605	0	DOYLE SECURITY PRODUCTS	OUTSTANDING
407749	S	\$2110.24	05/01/11	01078	0	ELECTRO WATCHMAN, INC.	OUTSTANDING
407750	S	\$123.00	05/01/11	23953	0	ELECTRONIC COMMUNICATION SYSTEMS, INC.	OUTSTANDING
407751	S	\$2445.25	05/01/11	26109	0	FIELD ENVIRONMENTAL CONSULTING, INC.	OUTSTANDING
407752	S	\$285866.44	05/01/11	03328	0	FIRST STUDENT, INC.	OUTSTANDING
407753			05/01/11	03328	0	UNISSUED	UNISSUED
407754			05/01/11	03328	0	UNISSUED	UNISSUED
407755			05/01/11	03328	0	UNISSUED	UNISSUED
407756			05/01/11	03328	0	UNISSUED	UNISSUED
407757			05/01/11	03328	0	UNISSUED	UNISSUED
407758			05/01/11	03328	0	UNISSUED	UNISSUED
407759	S	\$235.98	05/01/11	02148	2	FISHER SCIENTIFIC	OUTSTANDING
407760	S	\$19.95	05/01/11	01235	1	FLAGHOUSE INC.	OUTSTANDING
407761	S	\$4637.68	05/01/11	01458	1	GOPHER	OUTSTANDING
407762	S	\$11688.82	05/01/11	21184	1	HEWLETT-PACKARD COMPANY	OUTSTANDING
407763	S	\$7544.88	05/01/11	09318	1	HILLYARD INC - MINNEAPOLIS	OUTSTANDING
407764	S	\$228.97	05/01/11	04818	0	HORIZON COMMERCIAL POOL SUPPLY	OUTSTANDING
407765	S	\$1362.30	05/01/11	24274	1	INNOVATIVE OFFICE SOLUTIONS	OUTSTANDING
407766	S	\$199.50	05/01/11	01994	0	J&R SCHOOL SUPPLIES, INC.	OUTSTANDING
407767	S	\$3286.86	05/01/11	25037	1	J. AMERICA, INC.	OUTSTANDING
407768	S	\$424.00	05/01/11	01576	0	JAYTECH, INC.	OUTSTANDING
407769	S	\$1384.04	05/01/11	05816	0	JOHN A. DAL SIN & SON, INC.	OUTSTANDING
407770	S	\$322.25	05/01/11	08955	0	KELLEHER, HELMRICH AND ASSOCIATES	OUTSTANDING
407771	S	\$182.98	05/01/11	01462	1	KENDALL/HUNT PUBLISHING CO.	OUTSTANDING
407772	S	\$365.80	05/01/11	01434	0	KULLY SUPPLY, INC.	OUTSTANDING
407773	S	\$285.00	05/01/11	05077	0	LOCKSAFE, INC.	OUTSTANDING
407774	S	\$2407.50	05/01/11	02196	0	MACKIN BOOK COMPANY	OUTSTANDING
407775	S	\$687.41	05/01/11	02395	0	MENARDS	OUTSTANDING
407776			05/01/11	02395	0	UNISSUED	UNISSUED
407777	S	\$458.75	05/01/11	08118	0	METRO ATHLETIC SUPPLY	OUTSTANDING
407778	S	\$59.00	05/01/11	02445	0	MN STATE HIGH SCHOOL LEAGUE	OUTSTANDING
407779	S	\$2550.36	05/01/11	02544	1	MTI DISTRIBUTING CO.	OUTSTANDING
407780	S	\$111.06	05/01/11	03519	0	NAPA AUTO PARTS	OUTSTANDING
407781			05/01/11	03519	0	UNISSUED	UNISSUED
407782	S	\$15.75	05/01/11	02704	0	NASCO	OUTSTANDING
407783	S	\$374.57	05/01/11	01212	4	NATIONAL GEOGRAPHIC SCHOOL PUBLISHING/HAMPTON	OUTSTANDING
407784	S	\$2880.00	05/01/11	02739	2	NATIONAL SCHOOL BOARDS ASSOC.	OUTSTANDING
407785	S	\$4910.35	05/01/11	01197	1	VOIDED	VOIDED
407786			05/01/11	01197	0	UNISSUED	UNISSUED
407787			05/01/11	01197	0	UNISSUED	UNISSUED
407788	S	\$4181.71	05/01/11	02489	1	OFFICE DEPOT COMPANY	OUTSTANDING
407789			05/01/11	02489	0	UNISSUED	UNISSUED
407790	S	\$211.12	05/01/11	02936	0	OPHOVEN'S SAW SERVICE	OUTSTANDING
407791	S	\$158.50	05/01/11	20591	0	PAINTERS GEAR, INC.	OUTSTANDING
407792	S	\$366.99	05/01/11	26290	0	PERFORMANCE APPAREL, LLC	OUTSTANDING
407793	S	\$772.00	05/01/11	03409	0	R.M. COTTON COMPANY	OUTSTANDING
407794	S	\$462.22	05/01/11	07235	0	REALLY GOOD STUFF	OUTSTANDING
407795	S	\$507.95	05/01/11	21851	0	RED WING SHOE STORE	OUTSTANDING
407796	S	\$2063.64	05/01/11	03808	1	SCANTRON CORPORATION	OUTSTANDING

CHECK #	TYPE	CHECK AMT	CHECK DATE	VENDOR #	ADDRS #	VENDOR NAME	CHECK STATUS
407797	S	\$168.61	05/01/11	03537	1	SCHOOL HEALTH SUPPLY CO., INC.	OUTSTANDING
407798	S	\$910.66	05/01/11	25097	1	SCHOOL SPECIALTY INC	OUTSTANDING
407799	S	\$60.03	05/01/11	03472	2	SHIFFLER EQUIPMENT SALES INC	OUTSTANDING
407800	S	\$2340.50	05/01/11	03587	1	SIMPLEX GRINNELL	OUTSTANDING
407801	S	\$842.66	05/01/11	22907	1	SOLUTIONS4SURE.COM, INC.	OUTSTANDING
407802	S	\$513.00	05/01/11	25672	0	SPECIAL DELIVERY OF MINNESOTA, INC	OUTSTANDING
407803	S	\$379.25	05/01/11	23998	2	SUMMIT FACILITY & KITCHEN SERVICE	OUTSTANDING
407804	S	\$114.57	05/01/11	03703	0	SUPREME SCHOOL SUPPLY	OUTSTANDING
407805	S	\$500.10	05/01/11	02899	0	TESSMAN COMPANY	OUTSTANDING
407806	S	\$13.59	05/01/11	01050	1	THOMAS TOOL AND SUPPLY, INC.	OUTSTANDING
407807	S	\$80.54	05/01/11	00826	1	TIERNEY BROTHERS, INC.	OUTSTANDING
407808	S	\$3350.95	05/01/11	08203	0	TIES	OUTSTANDING
407809	S	\$15195.95	05/01/11	21184	4	TIES	OUTSTANDING
407810	S	\$256.98	05/01/11	22123	1	TOTAL FILTRATION SERVICES, INC.	OUTSTANDING
407811	S	\$525.87	05/01/11	24601	0	TOTAL MECHANICAL SERVICES, INC.	OUTSTANDING
407812	S	\$82.08	05/01/11	04060	0	TRANS-MISSISSIPPI BIOLOGICAL SUPPLY	OUTSTANDING
407813	S	\$37.96	05/01/11	04037	1	TRIARCO ARTS & CRAFTS	OUTSTANDING
407814	S	\$5812.98	05/01/11	03802	0	TRIO SUPPLY	OUTSTANDING
407815			05/01/11	03802	0	UNISSUED	UNISSUED
407816	S	\$51101.51	05/01/11	04417	1	US FOODSERVICE	OUTSTANDING
407817			05/01/11	04417	0	UNISSUED	UNISSUED
407818			05/01/11	04417	0	UNISSUED	UNISSUED
407819			05/01/11	04417	0	UNISSUED	UNISSUED
407820			05/01/11	04417	0	UNISSUED	UNISSUED
407821			05/01/11	04417	0	UNISSUED	UNISSUED
407822	S	\$1592.00	05/01/11	04195	1	VIKING AUTOMATIC SPRINKLER COMPANY	OUTSTANDING
407823	S	\$54.30	05/01/11	04435	0	WEST MUSIC COMPANY	OUTSTANDING
407824	S	\$315.00	04/29/11	20966	0	215 WABASHA PROPERTIES, INC.	OUTSTANDING
407825	S	\$4109.37	05/01/11	01197	1	NEXT DAY GOURMET	OUTSTANDING
407826			05/01/11	01197	0	UNISSUED	UNISSUED
407827			05/01/11	01197	0	UNISSUED	UNISSUED
407828	S	\$14208.86	04/29/11	05296	0	360 COMMUNITIES	OUTSTANDING
407829	S	\$107.79	04/29/11	06215	0	AIRPORT TAXI, INC.	OUTSTANDING
407830	S	\$375.00	04/29/11	27129	0	ALI, AMAAL	OUTSTANDING
407831	S	\$1440.00	04/29/11	26795	1	ALLIED PROFESSIONALS, INC.	OUTSTANDING
407832	S	\$3019.31	04/29/11	22603	0	ALTERNATIVE BUSINESS FURNITURE, INC.	OUTSTANDING
407833	S	\$86.00	04/29/11	00128	2	AMERICAN RED CROSS - MINNESOTA	OUTSTANDING
407834	S	\$386.17	04/29/11	26652	1	APEX PRINT TECHNOLOGIES	OUTSTANDING
407835	S	\$703.68	04/29/11	00778	0	ARMSTRONG, MAUREEN	OUTSTANDING
407836	S	\$35.15	04/29/11	00016	1690	BALLARD, EILEEN	OUTSTANDING
407837	S	\$128.40	04/29/11	27553	0	BLAZER, BETTY	OUTSTANDING
407838	S	\$50.00	04/29/11	27636	0	BUNNELL, AMBER	OUTSTANDING
407839	S	\$225.00	04/29/11	06939	0	BUREAU OF CRIMINAL APPREHENSION	OUTSTANDING
407840	S	\$360.00	04/29/11	22414	0	CARLSON, ASHLEIGH	OUTSTANDING
407841	S	\$3360.18	04/29/11	02519	0	CENTERPOINT ENERGY	OUTSTANDING
407842	S	\$50.00	04/29/11	23430	0	CHRISTIAN, JAMES	OUTSTANDING
407843	S	\$790.00	04/29/11	26097	0	DAD'S BELGIAN WAFFLES	OUTSTANDING
407844	S	\$120.00	04/29/11	02213	1	DAKOTA COUNTY MASTER GARDENERS	OUTSTANDING
407845	S	\$250.00	04/29/11	20524	0	DEWALD, RINA C.	OUTSTANDING
407846	S	\$2000.00	04/29/11	22061	0	DISTRIBUTED WEBSITE CORPORATION	OUTSTANDING
407847	S	\$400.00	04/29/11	26368	0	DOWNING-KLINISKE, VALERIE	OUTSTANDING
407848	S	\$448.75	04/29/11	07092	0	EAGAN SHIRT WERKS	OUTSTANDING

CHECK #	TYPE	CHECK AMT	CHECK DATE	VENDOR #	ADDRS #	VENDOR NAME	CHECK STATUS
407849	S	\$132.78	04/29/11	08846	1	ECOLAB EQUIPMENT CARE	OUTSTANDING
407850	S	\$62.25	04/29/11	26331	0	EDUCATION TO GO	OUTSTANDING
407851	S	\$221.50	04/29/11	06626	1	EDUCATIONAL PRODUCTS, INC	OUTSTANDING
407852	S	\$160.00	04/29/11	00016	1958	FESENMAIER, JUDY	OUTSTANDING
407853	S	\$5632.05	04/29/11	26516	0	FISHER, TROYCE L.	OUTSTANDING
407854	S	\$72.00	04/29/11	20715	0	GAGSTETTER, MARK	OUTSTANDING
407855	S	\$336.49	04/29/11	27629	0	GALAXIE CUSTOM APPAREL, LLC	OUTSTANDING
407856	S	\$288.00	04/29/11	23312	0	GORNY, MICHELE	OUTSTANDING
407857	S	\$260.40	04/29/11	21252	0	HARMER, MARY	OUTSTANDING
407858	S	\$60.00	04/29/11	26803	0	HASSAN, RAHMA	OUTSTANDING
407859	S	\$32.00	04/29/11	26911	0	IGM GYMNASTICS	OUTSTANDING
407860	S	\$664.42	04/29/11	26918	0	IMB DISTRIBUTION	OUTSTANDING
407861	S	\$2987.64	04/29/11	02483	0	INTEGRA TELECOM	OUTSTANDING
407862	S	\$180.00	04/29/11	26825	0	ITH, VANHUON	OUTSTANDING
407863	S	\$295.90	04/29/11	04113	0	J&D TROPHY	OUTSTANDING
407864	S	\$400.50	04/29/11	21854	0	JESKE, REBECCA	OUTSTANDING
407865	S	\$262.50	04/29/11	27084	0	JIM BOLES DESIGNS, LLC	OUTSTANDING
407866	S	\$120.00	04/29/11	20523	0	JONES, SCOTT	OUTSTANDING
407867	S	\$1288.75	04/29/11	27633	0	KELLY SERVICES, INC.	OUTSTANDING
407868	S	\$540.00	04/29/11	20876	0	LB SPEECH CONSULTING AND CONTRACTING, LLC	OUTSTANDING
407869	S	\$224.00	04/29/11	27630	0	LITTLE CAESARS PIZZA	OUTSTANDING
407870	S	\$261.00	04/29/11	24018	0	LUM, JASON	OUTSTANDING
407871	S	\$172.50	04/29/11	25433	0	LUONG, JOE	OUTSTANDING
407872	S	\$1050.00	04/29/11	03412	0	MERZER, SHEILA M.A.L.P.	OUTSTANDING
407873	S	\$75.00	04/29/11	02491	0	MIDWEST BAND INSTRUMENT SERV.	OUTSTANDING
407874	S	\$35.00	04/29/11	02522	0	MINNEAPOLIS INSTITUTE OF ARTS	OUTSTANDING
407875	S	\$419.65	04/29/11	26104	0	MITTAL, GARIMA	OUTSTANDING
407876	S	\$330.00	04/29/11	02613	0	MN ZOOLOGICAL GARDEN	OUTSTANDING
407877	S	\$322.00	04/29/11	09389	0	MORTENSEN, SALLY	OUTSTANDING
407878	S	\$1.20	04/29/11	00001	1148	NANOFF, SHANNA	OUTSTANDING
407879	S	\$35.00	04/29/11	27639	0	NORTHERN CLAY CENTER	OUTSTANDING
407880	S	\$4797.81	04/29/11	00766	0	NORTHFIELD LINES, INC.	OUTSTANDING
407881	S	\$81.84	04/29/11	27637	0	OLSON, JEFF	OUTSTANDING
407882	S	\$240.00	04/29/11	24879	0	PEREZ, MELISSA M.	OUTSTANDING
407883	S	\$122.50	04/29/11	26529	0	PLAIN, SUSAN	OUTSTANDING
407884	S	\$44.91	04/29/11	00016	2040	PRICE, SARAH	OUTSTANDING
407885	S	\$32881.64	04/29/11	27471	0	RESTORATION PROFESSIONALS	OUTSTANDING
407886	S	\$8820.00	04/29/11	26796	0	SAFeway DRIVING SCHOOL	OUTSTANDING
407887	S	\$20.00	04/29/11	09588	4	SAVAGE, CITY OF	OUTSTANDING
407888	S	\$300.00	04/29/11	02490	1	SEA LIFE MINNESOTA, INC.	OUTSTANDING
407889	S	\$2827.50	04/29/11	27462	1	SOLIANT HEALTH	OUTSTANDING
407890	S	\$60.00	04/29/11	26857	0	SOTO, NESTOR DAVID	OUTSTANDING
407891	S	\$150.00	04/29/11	21898	0	STINGER, ELLEN	OUTSTANDING
407892	S	\$172.00	04/29/11	26874	0	SWAGGER, CHE	OUTSTANDING
407893	S	\$195.00	04/29/11	25781	0	TAPIA, FRANCIS	OUTSTANDING
407894	S	\$1900.55	04/29/11	26627	0	THE PLAYS THE THING PRODUCTIONS	OUTSTANDING
407895	S	\$64.00	04/29/11	27638	0	THOMPSON, ERROL	OUTSTANDING
407896	S	\$47.23	04/29/11	04172	0	UNITED PARCEL SERVICE	OUTSTANDING
407897	S	\$106.00	04/29/11	24743	0	WALBRAN, SHARON	OUTSTANDING
407898	S	\$300.00	04/29/11	27542	0	WRIGHT, DYLAN	OUTSTANDING
407899	S	\$102.00	04/29/11	04451	7	XEROX CORPORATION	OUTSTANDING
407900	S	\$22.44	04/29/11	03458	0	ST. OLAF COLLEGE	OUTSTANDING

36

CHECK #	TYPE	CHECK AMT	CHECK DATE	VENDOR #	ADDRS #	VENDOR NAME	CHECK STATUS
407901	S	\$72.00	04/29/11	03458	0	ST. OLAF COLLEGE	OUTSTANDING
407902	S	\$60.00	05/03/11	27129	0	ALI, AMAAL	OUTSTANDING
407903	S	\$595.00	05/03/11	26303	0	ALL FURNITURE, INC.	OUTSTANDING
407904	S	\$500.00	05/03/11	00075	4	ANOKA HENNEPIN ISD #11	OUTSTANDING
407905	S	\$618.30	05/03/11	04895	0	ASSOCIATION OF CLERICAL EMPLOYEES	OUTSTANDING
407906	S	\$560.00	05/03/11	08443	0	BREEZY POINT RESORT	OUTSTANDING
407907	S	\$2210.00	05/03/11	09991	0	BURNSVILLE ASSOCIATION OF EDUCATIONAL ASSTS	OUTSTANDING
407908	S	\$134.00	05/03/11	25513	1	CHURCH OFFSET PRINTING, INC.	OUTSTANDING
407909	S	\$135.00	05/03/11	21336	0	COMMUNICATION SERVICE FOR THE DEAF, INC.	OUTSTANDING
407910	S	\$180.00	05/03/11	25919	0	CORDOVA-MORALES, LETICIA	OUTSTANDING
407911	S	\$1246.00	05/03/11	22013	0	CUSTOM WATER WORKS	OUTSTANDING
407912	S	\$63.00	05/03/11	26136	0	CUZZO, JOHN	OUTSTANDING
407913	S	\$368.00	05/03/11	06740	0	DAKOTA CITY HERITAGE VILLAGE, INC.	OUTSTANDING
407914	S	\$350.00	05/03/11	26702	0	DELTA MANAGEMENT ASSOCIATES, INC.	OUTSTANDING
407915	S	\$60.00	05/03/11	20524	0	DEWALD, RINA C.	OUTSTANDING
407916	S	\$106.00	05/03/11	26168	0	DUNBAR, MATTHEW	OUTSTANDING
407917	S	\$72.00	05/03/11	24296	0	FULTON, STEVE	OUTSTANDING
407918	S	\$64.00	05/03/11	27226	0	GAINES, ALFONSO	OUTSTANDING
407919	S	\$2000.00	05/03/11	27473	0	GENERAL ASP	OUTSTANDING
407920	S	\$60.00	05/03/11	27635	0	GLOBAL TRANSLATIONS & INTERPRETERS	OUTSTANDING
407921	S	\$228.00	05/03/11	27604	0	GREAT LAKES HIGHER EDUCATION GUARANTY CORP.	OUTSTANDING
407922	S	\$706.18	05/03/11	07390	0	GREATER TWIN CITIES UNITED WAY	OUTSTANDING
407923	S	\$1022.88	05/03/11	20324	1	GURSTEL, STALOCH & CHARGO PA	OUTSTANDING
407924	S	\$72.00	05/03/11	26167	0	HAGBERG, ED	OUTSTANDING
407925	S	\$405.00	05/03/11	26803	0	HASSAN, RAHMA	OUTSTANDING
407926	S	\$565.00	05/03/11	27391	0	ILLINOIS STATE DISBURSEMENT UNIT	OUTSTANDING
407927	S	\$901.66	05/03/11	09327	0	INTERMEDIATE SCHOOL DISTRICT 917	OUTSTANDING
407928	S	\$116.00	05/03/11	26166	0	JAMESON, STEVE	OUTSTANDING
407929	S	\$106.00	05/03/11	23558	0	JOHNSON, PAUL	OUTSTANDING
407930	S	\$494.88	05/03/11	27633	0	KELLY SERVICES, INC.	OUTSTANDING
407931	S	\$72.00	05/03/11	24297	0	KLEIN, SAM	OUTSTANDING
407932	S	\$116.00	05/03/11	09497	0	LANCETTE, TONY	OUTSTANDING
407933	S	\$72.00	05/03/11	25578	0	LARSON, JEFF	OUTSTANDING
407934	S	\$43.00	05/03/11	26493	0	LIKES, TIMOTHY	OUTSTANDING
407935	S	\$4623.05	05/03/11	26241	0	M&E REALTY COMPANY	OUTSTANDING
407936	S	\$160.00	05/03/11	00016	1979	MALINAO, MR OR MRS	OUTSTANDING
407937	S	\$260.00	05/03/11	08338	0	MN ASSOC OF SECONDARY SCHOOL PRINCIPALS	OUTSTANDING
407938	S	\$176.00	05/03/11	08769	0	MN NCPERS GROUP LIFE INS.	OUTSTANDING
407939	S	\$99.00	05/03/11	02854	1	MN UI FUND	OUTSTANDING
407940	S	\$555.00	05/03/11	24243	0	MUNOZ, MARIBEL	OUTSTANDING
407941	S	\$21.00	05/03/11	00001	745	NICKELL, RITA	OUTSTANDING
407942	S	\$3039.00	05/03/11	21596	0	ORIGINS	OUTSTANDING
407943	S	\$64.00	05/03/11	05808	0	PACKER, ROGER	OUTSTANDING
407944	S	\$43.00	05/03/11	26604	0	PAULSON, JON	OUTSTANDING
407945	S	\$420.00	05/03/11	24879	0	PEREZ, MELISSA M.	OUTSTANDING
407946	S	\$432.00	05/03/11	26662	0	RAPTOR TECHNOLOGIES	OUTSTANDING
407947	S	\$226.00	05/03/11	26388	0	RAUSCH, STURM, ISRAEL, ENERSON & HORNIK	OUTSTANDING
407948	S	\$234.00	05/03/11	26388	0	RAUSCH, STURM, ISRAEL, ENERSON & HORNIK	OUTSTANDING
407949	S	\$11853.09	05/03/11	09588	1	SAVAGE, CITY OF	OUTSTANDING
407950	S	\$8333.33	05/03/11	09588	1	SAVAGE, CITY OF	OUTSTANDING
407951	S	\$160.00	05/03/11	00016	2041	SCHMIDT, PHILIP	OUTSTANDING
407952	S	\$64.00	05/03/11	27141	0	SCHONNING, KEN	OUTSTANDING

CHECK #	TYPE	CHECK AMT	CHECK DATE	VENDOR #	ADDRS #	VENDOR NAME	CHECK STATUS
407953	S	\$7488.32	05/03/11	07382	0	SCHOOL SERVICES EMPLOYEES LOCAL 284	OUTSTANDING
407954	S	\$150.00	05/03/11	00016	2042	SELL, ANA	OUTSTANDING
407955	S	\$63.00	05/03/11	26592	0	SHARBONNO, ROSS	OUTSTANDING
407956	S	\$64.00	05/03/11	26580	0	SIMONSEN, BLAIR	OUTSTANDING
407957	S	\$144.00	05/03/11	26921	0	SOUTH SUBURAN CONFERENCE	OUTSTANDING
407958	S	\$116.00	05/03/11	27157	0	SOUZA, HOLLY	OUTSTANDING
407959	S	\$154.78	05/03/11	23463	7	UNITED STATES TREASURY	OUTSTANDING
407960	S	\$60.00	05/03/11	23463	11	UNITED STATES TREASURY	OUTSTANDING
407961	S	\$225.00	05/03/11	23463	14	UNITED STATES TREASURY	OUTSTANDING
407962	S	\$71.92	05/03/11	23463	15	UNITED STATES TREASURY	OUTSTANDING
407963	S	\$145.00	05/03/11	08595	0	UNIVERSITY OF MINNESOTA-TUITION	OUTSTANDING
407964	S	\$33.00	05/03/11	02813	1	US DEPARTMENT OF EDUCATION	OUTSTANDING
407965	S	\$160.00	05/03/11	00016	2043	VELARDE, NORA	OUTSTANDING
407966	S	\$1934.75	05/03/11	26645	1	VENUWORKS OF BURNSVILLE LLC/BPAC	OUTSTANDING
407967	S	\$144.00	05/03/11	08731	0	WARD, DENNIS	OUTSTANDING
407968	S	\$2303.00	05/03/11	24793	0	WATCH ME DRAW! LLC	OUTSTANDING
407969	S	\$144.00	05/03/11	27172	0	WEHLING, DAVID	OUTSTANDING
407970	S	\$255.75	05/03/11	20422	0	WENDORF, VERN	OUTSTANDING
407971	S	\$64.00	05/03/11	21537	0	WOLLE, MIKE	OUTSTANDING
407972	S	\$60.00	05/03/11	08215	0	ZELKIND, NATALIE	OUTSTANDING
407973	S	\$1950.00	05/06/11	27644	0	INSTITUTE FOR MULTI-SENSORY EDUCATION	OUTSTANDING
407974	S	\$1188.00	05/06/11	27634	0	AIR QUALITY ASSOCIATES, INC.	OUTSTANDING
407975	S	\$72.00	05/06/11	27645	0	ALTIER, DAVID	OUTSTANDING
407976	S	\$253.98	05/06/11	12090	0	BLESI, AMY J	OUTSTANDING
407977	S	\$90.00	05/06/11	27641	0	BODY ROX LLC	OUTSTANDING
407978	S	\$2.80	05/06/11	00001	1153	BREWER, BARBARA	OUTSTANDING
407979	S	\$1439.00	05/06/11	09972	0	BUCK HILL, INC.	OUTSTANDING
407980	S	\$8957.43	05/06/11	04226	0	BURNSVILLE, CITY OF	OUTSTANDING
407981			05/06/11	04226	0	UNISSUED	UNISSUED
407982	S	\$380.00	05/06/11	26409	0	BUTLER, VINCENT	OUTSTANDING
407983	S	\$1100.00	05/06/11	26648	0	CANETTI-FERNANDES, MONICA	OUTSTANDING
407984	S	\$63.00	05/06/11	27646	0	CAREY, MARK	OUTSTANDING
407985	S	\$45.00	05/06/11	22414	0	CARLSON, ASHLEIGH	OUTSTANDING
407986	S	\$15.00	05/06/11	00001	1154	CHRISTIANSON, CYNTHIA	OUTSTANDING
407987	S	\$2891.12	05/06/11	27640	0	COMMERCIAL KITCHEN SERVICES	OUTSTANDING
407988	S	\$1160.00	05/06/11	00502	0	CORNERSTONE COPY CENTER	OUTSTANDING
407989	S	\$4.90	05/06/11	00001	1152	DAVIS, MARY	OUTSTANDING
407990	S	\$219.20	05/06/11	08846	1	ECOLAB EQUIPMENT CARE	OUTSTANDING
407991	S	\$150.00	05/06/11	00000	5493	EMERY, TIM	OUTSTANDING
407992	S	\$205.40	05/06/11	24275	0	FAGERNESS, JOYCE	OUTSTANDING
407993	S	\$17792.10	05/06/11	27642	0	FRED CLIFFORD LLC	OUTSTANDING
407994	S	\$62.75	05/06/11	00000	4517	GUGGEMOS, SUSAN	OUTSTANDING
407995	S	\$178.45	05/06/11	00000	2578	HARTSOUGH, JANICE	OUTSTANDING
407996	S	\$1365.00	05/06/11	22490	0	HENRY, GINA	OUTSTANDING
407997	S	\$100.00	05/06/11	00492	0	IND. SCHOOL DIST. 623	OUTSTANDING
407998	S	\$100.00	05/06/11	06670	1	IND. SCHOOL DIST. 831	OUTSTANDING
407999	S	\$61.50	05/06/11	09327	0	INTERMEDIATE SCHOOL DISTRICT 917	OUTSTANDING
408000	S	\$30.36	05/06/11	02043	7	JOSTENS	OUTSTANDING
408001	S	\$240.00	05/06/11	26743	0	KID CREATE STUDIO	OUTSTANDING
408002	S	\$33.00	05/06/11	26902	0	LEHNER, ANDREW	OUTSTANDING
408003	S	\$75.00	05/06/11	00016	2045	LINDGREN, DIANE	OUTSTANDING
408004	S	\$225.00	05/06/11	27630	0	LITTLE CAESARS PIZZA	OUTSTANDING

CHECK #	TYPE	CHECK AMT	CHECK DATE	VENDOR #	ADDRS #	VENDOR NAME	CHECK STATUS
408005	S	\$240.00	05/06/11	24253	0	LOFFLER COMPANIES, INC.	OUTSTANDING
408006	S	\$98.00	05/06/11	26890	0	LOVLIE, CHRISTINE	OUTSTANDING
408007	S	\$32.80	05/06/11	00001	1150	MALKA, ROBIN	OUTSTANDING
408008	S	\$39.70	05/06/11	00016	1605	MARTIN, SUSAN	OUTSTANDING
408009	S	\$12527.78	05/06/11	07448	0	MINNESOTA VALLEY ELECTRIC COOPERATIVE	OUTSTANDING
408010	S	\$1639.00	05/06/11	27643	0	MMSA	OUTSTANDING
408011	S	\$375.00	05/06/11	22397	0	MN BOARD OF SCHOOL ADMINISTRATORS	OUTSTANDING
408012	S	\$1097.00	05/06/11	26466	0	MN HIGHWAY SAFETY & RESEARCH CENTER	OUTSTANDING
408013	S	\$661.25	05/06/11	22324	0	MULTILINGUAL WORD, INC.	OUTSTANDING
408014	S	\$518.02	05/06/11	03219	1	PEPSI-COLA COMPANY	OUTSTANDING
408015	S	\$875.00	05/06/11	06693	0	POWELL, MALINDA	OUTSTANDING
408016	S	\$101.00	05/06/11	02404	3	PRESIDENT'S EDUC AWARDS PROGRAM	OUTSTANDING
408017	S	\$14.40	05/06/11	00000	8325	RAUSCH, ANGELIQUE	OUTSTANDING
408018	S	\$937.66	05/06/11	26642	0	ROASTED PEAR	OUTSTANDING
408019	S	\$198.80	05/06/11	25562	0	SACHS, ALICE	OUTSTANDING
408020	S	\$525.00	05/06/11	26126	0	SANDINO, JEFF	OUTSTANDING
408021	S	\$4744.90	05/06/11	09588	0	SAVAGE, CITY OF	OUTSTANDING
408022	S	\$100.00	05/06/11	09588	2	SAVAGE, CITY OF	OUTSTANDING
408023	S	\$106.00	05/06/11	27647	0	SHELLING, DEREK	OUTSTANDING
408024	S	\$411.28	05/06/11	00238	2	SCHOLASTIC BOOK FAIRS	OUTSTANDING
408025	S	\$50.00	05/06/11	26552	0	SCHOOL NUTRITION ASSOCIATION	OUTSTANDING
408026	S	\$43.00	05/06/11	27648	0	SCHRANK, JAMES	OUTSTANDING
408027	S	\$55.90	05/06/11	00001	1149	SEVERSON, GAIL	OUTSTANDING
408028	S	\$300.00	05/06/11	25227	0	SHAW, STACY	OUTSTANDING
408029	S	\$248.38	05/06/11	00016	2017	SIEBEN, HELEN	OUTSTANDING
408030	S	\$160.00	05/06/11	00016	2044	SIEMERS, TONYA	OUTSTANDING
408031	S	\$307.13	05/06/11	00321	0	SUN NEWSPAPERS	OUTSTANDING
408032	S	\$60.00	05/06/11	20087	0	THURSDAY NIGHT HIKES	OUTSTANDING
408033	S	\$49.40	05/06/11	21190	0	TROUSIL, WANDA	OUTSTANDING
408034	S	\$271.63	05/06/11	02901	1	ULINE	OUTSTANDING
408035	S	\$37.96	05/06/11	04172	0	UNITED PARCEL SERVICE	OUTSTANDING
408036	S	\$179.29	05/06/11	04417	1	US FOODSERVICE	OUTSTANDING
408037	S	\$9429.68	05/06/11	20007	0	WASTE MANAGEMENT	OUTSTANDING
408038	S	\$40.60	05/06/11	00001	1151	WILLIAMS-MCCABE, LYNN	OUTSTANDING
408039	S	\$274.25	05/06/11	04451	1	XEROX CORPORATION	OUTSTANDING
408040	S	\$8709.04	05/06/11	04451	7	XEROX CORPORATION	OUTSTANDING
408041			05/06/11	04451	0	UNISSUED	UNISSUED
408042			05/06/11	04451	0	UNISSUED	UNISSUED
408043	S	\$1070.95	05/06/11	04451	9	XEROX CORPORATION	OUTSTANDING
408044	S	\$103.15	05/06/11	04451	10	XEROX CORPORATION	OUTSTANDING
408045	S	\$165.86	05/13/11	01365	0	AMERIPRIDE LINEN AND APPAREL SERVICES	OUTSTANDING
408046	S	\$37.74	05/13/11	00551	1	APPERSON	OUTSTANDING
408047	S	\$813.00	05/13/11	00249	1	APPLE COMPUTER INC.	OUTSTANDING
408048	S	\$1413.62	05/13/11	03178	1	AQUA LOGIC, INC.	OUTSTANDING
408049	S	\$483.44	05/13/11	00386	1	BARNES & NOBLE INC	OUTSTANDING
408050	S	\$11.99	05/13/11	01253	1	BATTERIES PLUS	OUTSTANDING
408051	S	\$570.00	05/13/11	25425	0	BERRY BLENDZ	OUTSTANDING
408052	S	\$570.00	05/13/11	03544	2	BEST BUY BUSINESS ADVANTAGE ACCOUNT	OUTSTANDING
408053	S	\$7651.38	05/13/11	00477	0	BIX PRODUCE COMPANY	OUTSTANDING
408054			05/13/11	00477	0	UNISSUED	UNISSUED
408055			05/13/11	00477	0	UNISSUED	UNISSUED
408056			05/13/11	00477	0	UNISSUED	UNISSUED

CHECK #	TYPE	CHECK AMT	CHECK DATE	VENDOR #	ADDRS #	VENDOR NAME	CHECK STATUS
408057	S	\$623.85	05/13/11	00172	1	BLICK ART MATERIALS	OUTSTANDING
408058	S	\$160.00	05/13/11	00529	1	CAROLINA BIOLOGICAL SUPPLY COMPANY	OUTSTANDING
408059	S	\$2405.68	05/13/11	20289	1	CDW GOVERNMENT, INC.	OUTSTANDING
408060	S	\$50.56	05/13/11	27279	1	COLE PAPERS INC.	OUTSTANDING
408061	S	\$505.00	05/13/11	00552	1	CONNEY SAFETY PRODUCTS	OUTSTANDING
408062	S	\$8.91	05/13/11	00645	0	CUB FOODS	OUTSTANDING
408063	S	\$1467.68	05/13/11	00279	0	D.S.D., INC.	OUTSTANDING
408064	S	\$1100.35	05/13/11	01078	0	ELECTRO WATCHMAN, INC.	OUTSTANDING
408065	S	\$236.79	05/13/11	20129	0	ELECTRONIC CENTER	OUTSTANDING
408066	S	\$5045.00	05/13/11	27321	0	ELLIOTT'S PAINTING & DECORATING, INC.	OUTSTANDING
408067	S	\$111.21	05/13/11	23054	1	FASTENAL	OUTSTANDING
408068	S	\$51.02	05/13/11	08698	1	FERGUSON ENTERPRISES # 1657	OUTSTANDING
408069	S	\$9930.00	05/13/11	26109	0	FIELD ENVIRONMENTAL CONSULTING, INC.	OUTSTANDING
408070	S	\$82924.88	05/13/11	03328	0	FIRST STUDENT, INC.	OUTSTANDING
408071			05/13/11	03328	0	UNISSUED	UNISSUED
408072			05/13/11	03328	0	UNISSUED	UNISSUED
408073			05/13/11	03328	0	UNISSUED	UNISSUED
408074			05/13/11	03328	0	UNISSUED	UNISSUED
408075			05/13/11	03328	0	UNISSUED	UNISSUED
408076			05/13/11	03328	0	UNISSUED	UNISSUED
408077			05/13/11	03328	0	UNISSUED	UNISSUED
408078	S	\$1316.44	05/13/11	01457	1	GOODIN COMPANY	OUTSTANDING
408079	S	\$2088.28	05/13/11	01458	1	GOPHER	OUTSTANDING
408080	S	\$3459.32	05/13/11	04387	1	GRAINGER	OUTSTANDING
408081			05/13/11	04387	0	UNISSUED	UNISSUED
408082	S	\$1388.50	05/13/11	01478	1	GRAYBAR ELECTRIC COMPANY, INC.	OUTSTANDING
408083	S	\$334.38	05/13/11	01741	2	HARMON FULL SERVICE GROUP	OUTSTANDING
408084	S	\$50.00	05/13/11	24154	0	HEALTH COUNSELING SERVICES	OUTSTANDING
408085	S	\$24420.00	05/13/11	01436	2	HEINEMANN EDUCATIONAL BOOKS	OUTSTANDING
408086	S	\$35145.00	05/13/11	21184	1	HEWLETT-PACKARD COMPANY	OUTSTANDING
408087	S	\$164.12	05/13/11	01729	1	HIGHSMITH INC.	OUTSTANDING
408088	S	\$5892.06	05/13/11	09318	1	HILLYARD INC - MINNEAPOLIS	OUTSTANDING
408089	S	\$91.45	05/13/11	01622	0	HOBART SERVICE	OUTSTANDING
408090	S	\$181.50	05/13/11	03362	4	HOUGHTON MIFFLIN COMPANY	OUTSTANDING
408091	S	\$6351.40	05/13/11	24274	1	INNOVATIVE OFFICE SOLUTIONS	OUTSTANDING
408092	S	\$299.25	05/13/11	02058	1	JOHN HENRY FOSTER MINNESOTA, INC.	OUTSTANDING
408093	S	\$168.62	05/13/11	07486	1	JOHNSTONE SUPPLY	OUTSTANDING
408094	S	\$176.74	05/13/11	02174	1	KAPLAN EARLY LEARNING CO.	OUTSTANDING
408095	S	\$322.25	05/13/11	08955	0	KELLEHER, HELMRICH AND ASSOCIATES	OUTSTANDING
408096	S	\$58.56	05/13/11	01434	0	KULLY SUPPLY, INC.	OUTSTANDING
408097	S	\$77.74	05/13/11	02203	0	LAKESHORE LEARNING MATERIALS	OUTSTANDING
408098	S	\$508.79	05/13/11	26703	1	LASER PRODUCT TECHNOLOGIES	OUTSTANDING
408099	S	\$196.89	05/13/11	09001	1	LEARNING RESOURCES, INC.	OUTSTANDING
408100	S	\$3130.86	05/13/11	05077	0	LOCKSAFE, INC.	OUTSTANDING
408101	S	\$620.00	05/13/11	23911	1	LSI CORPORATION OF AMERICA, INC.	OUTSTANDING
408102	S	\$111.68	05/13/11	02196	0	MACKIN BOOK COMPANY	OUTSTANDING
408103	S	\$286.36	05/13/11	02395	0	MENARDS	OUTSTANDING
408104			05/13/11	02395	0	UNISSUED	UNISSUED
408105	S	\$373.00	05/13/11	27547	1	MINNESOTA OFFICE TECHNOLOGY GROUP	OUTSTANDING
408106	S	\$61.32	05/13/11	02544	1	MTI DISTRIBUTING CO.	OUTSTANDING
408107	S	\$377.74	05/13/11	03519	0	NAPA AUTO PARTS	OUTSTANDING
408108	S	\$5.85	05/13/11	02704	0	NASCO	OUTSTANDING

40

CHECK #	TYPE	CHECK AMT	CHECK DATE	VENDOR #	ADDRS #	VENDOR NAME	CHECK STATUS
408109	S	\$135.00	05/13/11	03091	4	NCS PEARSON INC	OUTSTANDING
408110	S	\$958.00	05/13/11	02765	0	NORCOSTCO, INC.	OUTSTANDING
408111	S	\$459.44	05/13/11	02489	1	OFFICE DEPOT COMPANY	OUTSTANDING
408112	S	\$128.95	05/13/11	27618	0	PUPPETS ON THE PIER	OUTSTANDING
408113	S	\$390.50	05/13/11	20847	0	PYRAMID EDUCATIONAL CONSULTANTS, INC.	OUTSTANDING
408114	S	\$98.35	05/13/11	27507	1	QUIRK ROBERTS PUBLISHING	OUTSTANDING
408115	S	\$1417.50	05/13/11	07235	0	REALLY GOOD STUFF	OUTSTANDING
408116	S	\$370.97	05/13/11	07235	1	REALLY GOOD STUFF, INC.	OUTSTANDING
408117	S	\$344.95	05/13/11	03364	0	REMEDIA PUBLICATIONS, INC.	OUTSTANDING
408118	S	\$511.84	05/13/11	03537	1	SCHOOL HEALTH SUPPLY CO., INC.	OUTSTANDING
408119	S	\$9595.00	05/13/11	27602	0	SCHOOL IMPROVEMENT NETWORK	OUTSTANDING
408120	S	\$1067.12	05/13/11	25097	1	SCHOOL SPECIALTY INC	OUTSTANDING
408121	S	\$933.57	05/13/11	02688	0	SCHOOLMASTERS SAFETY	OUTSTANDING
408122	S	\$805.84	05/13/11	22907	1	SOLUTIONS4SURE.COM, INC.	OUTSTANDING
408123	S	\$732.60	05/13/11	03689	0	STATE SUPPLY CO., INC.	OUTSTANDING
408124	S	\$91.80	05/13/11	04308	0	SUPER DUPER SCHOOL CO.	OUTSTANDING
408125	S	\$23.20	05/13/11	03703	0	SUPREME SCHOOL SUPPLY	OUTSTANDING
408126	S	\$19.90	05/13/11	25153	0	TEACHER DIRECT	OUTSTANDING
408127	S	\$7915.00	05/13/11	00826	1	TIERNEY BROTHERS, INC.	OUTSTANDING
408128	S	\$1849.18	05/13/11	08203	0	TIES	OUTSTANDING
408129	S	\$222.05	05/13/11	21184	4	TIES	OUTSTANDING
408130	S	\$72.80	05/13/11	04037	1	TRIARCO ARTS & CRAFTS	OUTSTANDING
408131	S	\$4167.12	05/13/11	03802	0	TRIO SUPPLY	OUTSTANDING
408132	S	\$65738.40	05/13/11	04417	1	US FOODSERVICE	OUTSTANDING
408133			05/13/11	04417	0	UNISSUED	UNISSUED
408134			05/13/11	04417	0	UNISSUED	UNISSUED
408135			05/13/11	04417	0	UNISSUED	UNISSUED
408136			05/13/11	04417	0	UNISSUED	UNISSUED
408137			05/13/11	04417	0	UNISSUED	UNISSUED
408138	S	\$173.00	05/13/11	03345	0	VALLEY NATIONAL GASES	OUTSTANDING
408139	S	\$167.82	05/13/11	22496	0	WILLIAM V. MACGILL & CO.	OUTSTANDING
TOTAL # OF ISSUED CHECKS:			710	TOTAL AMOUNT		2025028.22	
TOTAL # OF VOIDED CHECKS:			4	TOTAL AMOUNT		5952.96	
TOTAL # OF UNISSUED CHECKS:			45				

**INDEPENDENT SCHOOL DISTRICT 191
Burnsville-Eagan-Savage
Business Office**

TO: Members of the School Board
FROM: Lisa K. Rider, Executive Director of Business Services
DATE: May 19, 2011
RE: Budget Analysis for the Month Ending April 2011

RECOMMENDATION: That the Board accept the Budget Analysis for the Month ending April 30, 2011.

The April Budget Reports are presented for Board information and review. The reports indicate that year-to-date expenditures plus encumbrances in all funds total \$102,002,932.25 or 66.56% of the Adopted Budgets. Year-to-date revenue in all funds total \$99,609,270.25 or 61.17% of the Revised Budgets.

Additional financial reports and summaries to are provided to allow monthly monitoring of the budget. With respect to Revenue, we are furnishing two reports:

Revenue Summary By Fund
Revenue Summary By Source

Four expenditure reports are included in the board packet as follows:

Expenditure Summary By Fund
Expenditure By Object
Expenditure By Program
Expenditure By Building

All of the reports show last year's actual figures, this year's budget and this year's activity to date. Additional detail is available on request.

To assist the Board in monitoring monthly financial activity and to help identify budget-to-actual deviations, graphs have been developed as follows:

Cash and Investments By Month for Last year and Current year
General Fund Revenues Year-to-Date for Last year and Current year
All Funds Revenue Year-to-Date for Last year and Current year
General Fund Expenditures Year-to-Date for Last year and Current year
All Funds Expenditure Year-to-Date for Last year and Current year

All of the reports and graphs are presented on a monthly basis together with comments regarding identified deviations or unanticipated occurrences. I would be glad to answer any questions regarding these reports.

STATEMENT OF REVENUE

DIST 0191 Burnsville-Eagan-Savage ISD191 ACCOUNTING PERIOD 04/01/11 TO 04/30/11

ACCT STATUS: Active and Next Year Accts ACCOUNT RANGES: 01 TO 99-999

ZERO BALANCES: Suppress Zero Balances

SORTED BY: ACCOUNT FD ORG

SUBTOTALLED BY: ACCOUNT FD

SERIES TOTALS: <None Selected>

PAGE BREAK ON: <None Selected>

FD	PRIOR YEAR ACTUAL	< REVISED BUDGET	04/01/11 TO 04/30/11	FISCAL YEAR 201007 RECEIVED THRU 04/30/11	REMAINING ON 04/30/11	PERCENT REMAINING
01 GENERAL	110,681,782.05	109,039,165	7,005,960.01	70,584,774.50	38,454,390.50	35.26 %
02 FOOD SERVICE	4,399,632.71	4,000,604	478,492.24	3,352,077.30	648,526.70	16.21 %
04 COMMUNITY SERVICE	6,673,727.18	6,571,007	355,253.83	5,083,134.92	1,487,872.08	22.64 %
06 CAPITAL PROJECTS	1,704,906.63	16,615,000	16,831,863.78	16,832,721.46	217,721.46-	1.31-%
07 DEBT SERVICE	7,006,152.81	6,970,962	15,438.90	2,229,693.21	4,741,268.79	68.01 %
42 08 FLEX BENEFIT FUND	897,474.38	925,000	87,116.24	668,017.02	256,982.98	27.78 %
09 SCHOLARSHIP FUND	62,202.84	33,300	32,220.00	38,433.45	5,133.45-	15.41-%
11 RHEAUME EDUCATIONAL FUND	15.32	100	0.00	0.00	100.00	100.00 %
12 K ROGERS SCHOLARSHIP	16.44	0	0.00	0.00	0.00	0.00 %
15 CAFE	73,324.48	94,733	13,314.25	98,129.34	3,396.34-	3.58-%
20 ISF - DENTAL	900,398.65	963,000	0.00	0.00	963,000.00	100.00 %
21 ISF - POST RETIREMENT BENEFITS	3,097,616.40	1,007,500	0.00	0.00	1,007,500.00	100.00 %
22 ISF - HEALTH SELECT 105	2,638,341.58	13,393,410	0.00	0.00	13,393,410.00	100.00 %
25 OPEB REVOCABLE TRUST	1,112,089.22	1,205,000	48,009.45	713,996.99	491,003.01	40.74 %
47 POST EMPLOYMENT BENEFITS	0.00	2,026,283	8,292.06	8,292.06	2,017,990.94	99.59 %
*** REPORT TOTALS:	139,247,680.69	162,845,064	24,875,960.76	99,609,270.25	63,235,793.75	38.83 %

BURNSVILLE-EAGAN-SAVAGE

Independent School District 191

DISTRICT REVENUES

BY

SOURCE

WITHIN FUND

April, 2011

ACCT STATUS: Active and Next Year Accts ACCOUNT RANGES: 01 TO 99-999-999-999-999
 ZERO BALANCES: Suppress Zero Balances
 SORTED BY: ACCOUNT FD SRC
 SUBTOTALLED BY: ACCOUNT FD SRC
 SERIES TOTALS: <None Selected>
 PAGE BREAK ON: FUND

SRC FD	PRIOR YEAR ACTUAL	REVISD BUDGET	04/01/11 04/30/11	FISCAL YEAR 201007 RECEIVED THRU 04/30/11	REMAINING ON 04/30/11	PERCENT REMAINING
001 MAINTENANCE LEVY	20,898,071.09	21,044,378	0.00	15,991,301.86	5,053,076.14	24.01 %
004 TAX INCREMENT FINANCE - TIF	482.88	0	0.00	0.00	0.00	0.00 %
009 FISCAL DISPARITIES	2,904,731.76	2,952,778	0.00	204,379.52	2,748,398.48	93.07 %
010 COUNTY APPORTIONMENT	250,714.81	0	0.00	261,080.13	261,080.13-	0.00 %
019 MISC LOCAL TAXES	44,277.83	0	0.00	0.00	0.00	0.00 %
4 021 TUITION MN SCHL DIST	163,189.17	0	9,441.00	16,172.92	16,172.92-	0.00 %
050 FEES	524,191.30	400	57,808.17	441,242.92	440,842.92-	210.73-%
060 ADMISSION	215,666.32	0	29,634.75	196,719.35	196,719.35-	0.00 %
071 MEDICAL ASSIST REVENUE	136,156.04	80,000	16,854.61	190,540.96	110,540.96-	138.17-%
091 INTEREST EARNINGS-ESCROW AGENT	42.96	0	0.00	0.00	0.00	0.00 %
092 INTEREST EARNINGS	102,456.16	0	1,237.63	30,337.23	30,337.23-	0.00 %
093 RENTAL OF FACILITIES	110,863.13	0	540.00	138,740.60	138,740.60-	0.00 %
096 GIFTS & BEQUESTS	217,590.20	0	6,698.26	220,629.87	220,629.87-	0.00 %
099 MISC LOCAL REVENUE	568,611.72	660,000	58,227.19	454,515.68	205,484.32	31.13 %
201 ENDOWMENT AID	293,886.07	0	0.00	292,499.04	292,499.04-	0.00 %

SRC FD	PRIOR YEAR ACTUAL	REVISED BUDGET	04/01/11 TO 04/30/11	FISCAL YEAR 201007 RECEIVED THRU 04/30/11	REMAINING ON 04/30/11	PERCENT REMAINING
211 01	57,458,585.13	63,089,078	6,580,115.58	36,941,789.52	26,147,288.48	41.44 %
213	26,337.36	20,000	0.00	28,028.28	8,028.28-	40.14-%
227	1,234.73	0	0.00	1,320.68	1,320.68-	0.00 %
234	296,851.17	242,163	0.00	0.24-	242,163.24	100.00 %
258	3,210.20	3,143	0.00	0.34-	3,143.34	100.01 %
300	3,129,030.55	2,925,230	138,570.14	1,307,195.47	1,618,034.53	55.31 %
360	11,752,427.25	11,774,734	0.00	8,489,576.66	3,285,157.34	27.90 %
45 369	4,249.00	500-	10,117.00	22,939.00	23,439.00-	4687.80 %
370	63,461.49	15,000	175.00	42,816.00	27,816.00-	185.44-%
400	11,254,740.90	5,096,317	0.00	4,030,380.47	1,065,936.53	20.91 %
405	118,039.80	136,444	10,962.66	58,005.64	78,438.36	57.48 %
421	7,155.02	0	0.00	0.00	0.00	0.00 %
621	132,956.75	100,000	2,696.38	91,666.64	8,333.36	8.33 %
625	2,571.26	900,000	82,881.64	1,132,896.64	232,896.64-	25.87-%
*** 01	110,681,782.05	109,039,165	7,005,960.01	70,584,774.50	38,454,390.50	35.26 %

SRC FD	PRIOR YEAR ACTUAL	REVISED BUDGET	04/01/11 04/30/11	FISCAL YEAR 201007 RECEIVED THRU 04/30/11	REMAINING ON 04/30/11	PERCENT REMAINING
092 INTEREST	2,993.87	18,000	0.00	0.00	18,000.00	100.00 %
099 MISC LOCAL REVENUE	4,021.13	0	838.00	5,973.67	5,973.67-	0.00 %
319 STATE AID	160,500.95	126,334	17,223.86	123,804.01	2,529.99	2.00 %
400 FED AIDS & GRANTS	26,000.00	0	0.00	0.00	0.00	0.00 %
471 FEDERAL AID	244,508.68	225,700	13,303.94	110,801.75	114,898.25	50.90 %
472 FREE/REDUCED AID	1,121,609.58	1,026,200	141,732.48	1,016,694.44	9,505.56	0.92 %
473 COMMODITY CASH REBATES	66,336.71	60,000	29,915.45	77,024.03	17,024.03-	28.37-%
474 COMMODITY DIST PROG	118,127.65	135,000	0.00	0.00	135,000.00	100.00 %
475 SPECIAL MILK PROGRAM	1,861.44	1,850	182.65	1,478.42	371.58	20.08 %
476 FED SCH BREAKFAST PRG	303,640.61	269,100	41,552.52	281,865.46	12,765.46-	4.74-%
601 SALES TO PUPILS	2,237,736.94	2,067,550	215,847.67	1,643,482.00	424,068.00	20.51 %
606 SALES TO ADULTS	40,869.60	37,720	4,860.80	36,572.40	1,147.60	3.04 %
608 SPEC FUNCTION-FOOD	67,169.55	33,150	13,028.62	53,984.87	20,834.87-	62.85-%
621 SALE SVCS/RESALE MAT	0.00	0	6.25	184.75	184.75-	0.00 %
622 SALE OF MATERIALS	121.00	0	0.00	211.50	211.50-	0.00 %
624 SALE OF EQUIPMENT	4,135.00	0	0.00	0.00	0.00	0.00 %
*** 02 FOOD SERVICE	4,399,632.71	4,000,604	478,492.24	3,352,077.30	648,526.70	16.21 %

46

SRC FD	PRIOR YEAR ACTUAL	REVISED BUDGET	04/01/11 04/30/11	FISCAL YEAR 201007 RECEIVED THRU 04/30/11	REMAINING ON 04/30/11	PERCENT REMAINING
001 04						
001 MAINTENANCE LEVY	781,966.72	811,507	0.00	547,149.45	264,357.55	32.57 %
004 TAX INCREMENT FINANCE - TIF	22.74	0	0.00	0.00	0.00	0.00 %
009 FISCAL DISPARITIES	96,387.82	122,976	0.00	8,897.84-	131,873.84	107.23 %
019 MISC LOCAL TAXES	111.72	0	0.00	0.00	0.00	0.00 %
040 TUITION FROM PATRONS	4,098,451.92	4,282,000	313,319.01	3,737,447.64	544,552.36	12.71 %
050 FEES	39,780.81	31,000	668.00	28,026.94	2,973.06	9.59 %
060 ADMISSIONS	3,633.91	2,750	47.00	2,423.85	326.15	11.86 %
47 092 INTEREST EARNINGS	2,527.26	5,000	0.00	0.26	4,999.74	99.99 %
093 RENT-SCHL FACILITIES	58,109.59	45,600	900.00	52,029.22	6,429.22-	14.09-%
096 GIFTS & BEQUESTS	60,717.70	27,500	37,727.60	59,716.93	32,216.93-	117.15-%
099 MISC LOCAL REVENUE	129,320.67	94,710	1,212.72	28,188.60	66,521.40	70.23 %
227 ABATEMENT AID	244.38	0	0.00	141.34	141.34-	0.00 %
234 HOMESTEAD MKT VAL CREDIT	39,868.55	46,165	0.00	0.69	46,164.31	99.99 %
258 STATE-OTHER CREDITS	430.70	422	0.00	0.40	421.60	99.90 %
300 STATE-AID & GRANTS	844,978.46	800,929	0.00	501,604.61	299,324.39	37.37 %
301 NONPUBLIC AID	102,300.31	116,610	0.00	85,396.55	31,213.45	26.76 %
400 FED AID & GRANTS	45,971.21	61-	0.00	27,636.42	27,697.42-	5405.60 %

SRC FD	PRIOR YEAR ACTUAL	< - - - - - REVISED BUDGET	FISCAL YEAR 201007		- - - - ->	
			04/01/11 04/30/11	RECEIVED THRU 04/30/11	REMAINING ON 04/30/11	PERCENT REMAINING
477 04	337.36	500	0.00	2,856.79	2,356.79-	471.35-%
477 CASH IN LIEU/COMMODY						
621 MAT PUR FOR RESALE	22,143.52	15,600	1,379.50	19,413.07	3,813.07-	24.44-%
622 SALE OF MATERIALS	910.00	1,000	0.00	0.00	1,000.00	100.00 %
649 TRANSFER FROM OTH FD	345,511.83	166,799	0.00	0.00	166,799.00	100.00 %
*** 04 COMMUNITY SERVICE	6,673,727.18	6,571,007	355,253.83	5,083,134.92	1,487,872.08	22.64 %

SRC FD	PRIOR YEAR ACTUAL	FISCAL YEAR 201007			REMAINING ON 04/30/11	PERCENT REMAINING
		REVISED BUDGET	04/01/11 TO 04/30/11	RECEIVED THRU 04/30/11		
001 06 MAINTENANCE LEVY	1,650,239.00	0	0.00	0.00	0.00	0.00 %
092 INTEREST EARNINGS	54,667.63	40,000	60.08	917.76	39,082.24	97.70 %
631 SALE-CONSTRUCTION BONDS	0.00	16,575,000	16,831,803.70	16,831,803.70	256,803.70-	1.54-%
*** 06 CAPITAL PROJECTS	1,704,906.63	16,615,000	16,831,863.78	16,832,721.46	217,721.46-	1.31-%

SRC FD	PRIOR YEAR ACTUAL	REVISED BUDGET	04/01/11 04/30/11	FISCAL YEAR 201007 RECEIVED THRU 04/30/11	REMAINING ON 04/30/11	PERCENT REMAINING
001 07						
001 MAINTENANCE LEVY	5,969,116.96	5,716,155	0.00	2,036,475.25	3,679,679.75	64.37 %
004 TAX INCREMENT FINANCE - TIF	109.14	0	0.00	0.00	0.00	0.00 %
009 FISCAL DISPARITIES	716,020.68	866,279	0.00	36,773.66-	903,052.66	104.24 %
019 MISC LOCAL TAXES	536.22	0	0.00	0.00	0.00	0.00 %
092 INTEREST EARNINGS	11,673.15	60,000	0.00	0.00	60,000.00	100.00 %
234 HOMESTEAD MKT VAL CREDIT	305,394.66	325,305	15,438.90	227,728.81	97,576.19	29.99 %
258 STATE-OTHER CREDITS	3,302.00	3,223	0.00	2,262.81	960.19	29.79 %
*** 07 DEBT SERVICE	7,006,152.81	6,970,962	15,438.90	2,229,693.21	4,741,268.79	68.01 %

50

SRC FD	PRIOR YEAR ACTUAL	FISCAL YEAR 201007			REMAINING ON 04/30/11	PERCENT REMAINING
		REVISED BUDGET	04/01/11 04/30/11	RECEIVED THRU 04/30/11		
099 08						
099 MISC LOCAL REVENUE	897,474.38	925,000	87,116.24	668,017.02	256,982.98	27.78 %
*** 08 FLEX BENEFIT FUND	897,474.38	925,000	87,116.24	668,017.02	256,982.98	27.78 %

SRC FD	PRIOR YEAR ACTUAL	FISCAL YEAR 201007			REMAINING PERCENT	
		REVIS BUDGET	04/01/11 04/30/11	RECEIVED THRU 04/30/11	ON 04/30/11	REMAINING
092 INTEREST EARNINGS	272.12	1,300	0.00	0.00	1,300.00	100.00 %
096 GIFTS	49,663.00	27,000	32,220.00	33,433.45	6,433.45-	23.82-%
099 MISC LOCAL REVENUE	12,267.72	5,000	0.00	5,000.00	0.00	0.00 %
*** 09 SCHOLARSHIP FUND	62,202.84	33,300	32,220.00	38,433.45	5,133.45-	15.41-%

SRC FD	PRIOR YEAR	FISCAL YEAR 201007			REMAINING PERCENT	
		REVISIED BUDGET	04/01/11 04/30/11	RECEIVED THRU 04/30/11	ON 04/30/11	REMAINING
092 11	ACTUAL					
092 INTEREST EARNINGS	15.32	100	0.00	0.00	100.00	100.00 %
*** 11 RHEAUME EDUCATIONAL FUND	15.32	100	0.00	0.00	100.00	100.00 %

SRC FD	PRIOR YEAR	FISCAL YEAR 201007		REMAINING PERCENT		
		REVISIED BUDGET	04/01/11 04/30/11	RECEIVED THRU 04/30/11	REMAINING ON 04/30/11	PERCENT REMAINING
092 12						
092 INTEREST EARNINGS	16.44	0	0.00	0.00	0.00	0.00 %
*** 12 K ROGERS SCHOLARSHIP	16.44	0	0.00	0.00	0.00	0.00 %

SRC FD	PRIOR YEAR ACTUAL	FISCAL YEAR 201007			REMAINING PERCENT	
		REVIS BUDGET	04/01/11 04/30/11	RECEIVED THRU 04/30/11	ON 04/30/11	REMAINING
099 15						
099 MISC LOCAL REVENUE	73,324.48	94,733	13,314.25	98,129.34	3,396.34-	3.58-%
*** 15 CAFE	73,324.48	94,733	13,314.25	98,129.34	3,396.34-	3.58-%

SRC FD	PRIOR YEAR ACTUAL	< - - - - - REVISED BUDGET	FISCAL YEAR 201007		- - - - ->	
			04/01/11 04/30/11	RECEIVED THRU 04/30/11	REMAINING ON 04/30/11	PERCENT REMAINING
092 INTEREST EARNINGS	1,220.77	3,000	0.00	0.00	3,000.00	100.00 %
099 MISC LOCAL REVENUE	899,177.88	960,000	0.00	0.00	960,000.00	100.00 %
*** 20 ISF - DENTAL	900,398.65	963,000	0.00	0.00	963,000.00	100.00 %

SRC FD	PRIOR YEAR	REVIS	BUDGET	04/01/11	RECEIVED	04/30/11	THRU	04/30/11	REMAINING ON 04/30/11	PERCENT REMAINING
092 21	8,154.40	7,500	0.00	0.00					7,500.00	100.00 %
092 INTEREST EARNINGS										
099 MISC LOCAL REVENUE	1,150,000.00	1,000,000	0.00	0.00					1,000,000.00	100.00 %
649 TRANSFER FROM OTH FD	1,939,462.00	0	0.00	0.00					0.00	0.00 %
*** 21 ISF - POST RETIREMENT BENEFIT	3,097,616.40	1,007,500	0.00	0.00					1,007,500.00	100.00 %

SRC FD	PRIOR YEAR ACTUAL	REVISED BUDGET	FISCAL YEAR 201007		REMAINING ON 04/30/11	PERCENT REMAINING
			04/01/11 TO 04/30/11	RECEIVED THRU 04/30/11		
092 INTEREST EARNINGS	4,539.58	0	0.00	0.00	0.00	0.00 %
099 MISC LOCAL REVENUE	0.00	13,393,410	0.00	0.00	13,393,410.00	100.00 %
649 TRANSFERS BETWEEN FUNDS	2,633,802.00	0	0.00	0.00	0.00	0.00 %
*** 22 ISF - HEALTH SELECT 105	2,638,341.58	13,393,410	0.00	0.00	13,393,410.00	100.00 %

SRC FD	PRIOR YEAR ACTUAL	< - - - - - REVISED BUDGET	FISCAL YEAR 201007		- - - - ->	
			04/01/11 04/30/11	RECEIVED THRU 04/30/11	REMAINING ON 04/30/11	PERCENT REMAINING
092 INTEREST REVENUE	285,719.31	385,000	6,924.99	285,047.81	99,952.19	25.96 %
614 CONTRIBUTIONS TO OPEB TRUST	145,802.08	0	0.00	0.00	0.00	0.00 %
616 RETIREE	680,567.83	820,000	41,084.46	428,949.18	391,050.82	47.68 %
*** 25 OPEB REVOCABLE TRUST	1,112,089.22	1,205,000	48,009.45	713,996.99	491,003.01	40.74 %

SRC FD	PRIOR YEAR	FISCAL YEAR 201007			REMAINING PERCENT	
		REVISIED BUDGET	04/01/11 04/30/11	RECEIVED THRU 04/30/11	ON 04/30/11	REMAINING
001 47	0.00	1,366,552	0.00	0.00	1,366,552.00	100.00 %
001 MAINTENANCE LEVY	0.00	1,366,552	0.00	0.00	1,366,552.00	100.00 %
009 FISCAL DISPARITIES	0.00	206,987	0.00	0.00	206,987.00	100.00 %
092 INTEREST EARNINGS	0.00	375,000	0.00	0.00	375,000.00	100.00 %
234 HOMESTEAD MKT VAL CREDIT	0.00	77,744	8,292.06	8,292.06	69,451.94	89.33 %
*** 47 POST EMPLOYMENT BENEFITS	0.00	2,026,283	8,292.06	8,292.06	2,017,990.94	99.59 %
*** REPORT TOTALS:		139,247,680.69	162,845,064	24,875,960.76	99,609,270.25	63,235,793.75 38.83 %

STATEMENT OF EXPENDITURES

DIST 0191 Burnsville-Eagan-Savage ISD191 ACCOUNTING PERIOD 04/01/11 TO 04/30/11

ACCT STATUS: Active and Next Year Accts ACCOUNT RANGES: 01- TO 99-

ZERO BALANCES: Suppress Zero Balances

SORTED BY: ACCOUNT FD ORG

SUBTOTALLED BY: ACCOUNT FD

SERIES TOTALS: <None Selected>

PAGE BREAK ON: <None Selected>

FD	PRIOR YEAR ACTUAL	< REVISED BUDGET	04/01/11 TO 04/30/11	FISCAL YEAR 201007 EXPENDED THRU 04/30/11	ENCUMBERED THRU 04/30/11	REMAINING ON 04/30/11	PERCENT REMAINING
01 GENERAL	107,400,275.02	106,345,185	8,524,184.94	76,389,000.47	300,058.92	29,656,125.61	27.88 %
02 FOOD SERVICE	4,265,454.09	4,048,636	363,375.63	3,225,784.87	34,023.01	788,828.12	19.48 %
03 TRANSPORTATION	6,175,031.07	6,361,101	353,710.28	4,706,422.95		1,654,678.05	26.01 %
04 COMMUNITY SERVICE	6,780,588.95	6,571,007	537,056.90	4,963,577.85	6,547.85	1,600,881.30	24.36 %
06 CAPITAL PROJECTS	10,030,899.92	2,800,000	48,161.71	1,064,793.05	212,213.41	1,522,993.54	54.39 %
07 DEBT SERVICE	6,989,932.08	7,004,482	0.00	7,586,132.50		581,650.50-	8.30-%
08 FLEX BENEFIT FUND	955,958.38	925,000	72,463.20	650,410.99		274,589.01	29.68 %
09 SCHOLARSHIP FUND	58,357.75	42,000	8,131.00	20,751.25	100.00	21,148.75	50.35 %
10 PRIN EARLY RET INS FUND	75,222.94	0	0.00	0.00		0.00	0.00 %
11 RHEAUME EDUCATIONAL FUND	0.00	0	0.00	2,058.50		2,058.50-	0.00 %
15 CAFE	82,057.89	95,264	14,383.71	86,182.84		9,081.16	9.53 %
20 ISF - DENTAL	963,847.28	900,600	75,177.03	761,910.29		138,689.71	15.39 %
21 ISF - POST RETIREMENT BENEFITS	111,153.17	996,000	376,233.11-	116,775.44-		1,112,775.44	111.72 %
22 ISF - HEALTH SELECT 105	0.00	13,393,410	0.00	0.00		13,393,410.00	100.00 %
25 OPEB REVOCABLE TRUST	2,119,932.04	2,188,556	108,384.10	1,122,088.94		1,066,467.06	48.72 %

9

STATEMENT OF EXPENDITURES

DIST 0191 Burnsville-Eagan-Savage ISD191 ACCOUNTING PERIOD 04/01/11 TO 04/30/11

FD	PRIOR	FISCAL YEAR 201007					
47	YEAR	< - - - - -	04/01/11	EXPENDED	ENCUMBERED	REMAINING	PERCENT
	ACTUAL	BUDGET	04/30/11	THRU 04/30/11	THRU 04/30/11	ON 04/30/11	REMAINING
47 POST EMPLOYMENT BENEFITS	781,890.00	1,572,650	0.00	987,650.00		585,000.00	37.19 %
*** REPORT TOTALS:	146,790,600.58	153,243,891	9,728,795.39	101,449,989.06		552,943.19	51,240,958.75 33.43 %

BURNSVILLE-EAGAN-SAVAGE

Independent School District 191

DISTRICT EXPENDITURE BUDGET

BY

OBJECT

WITHIN FUND

April, 2011

STATEMENT OF EXPENDITURES

DIST 0191 Burnsville-Eagan-Savage ISD191 ACCOUNTING PERIOD 04/01/11 TO 04/30/11

ACCT STATUS: Active and Next Year Accts ACCOUNT RANGES: 01 TO 99-999
 ZERO BALANCES: Suppress Zero Balances
 SORTED BY: ACCOUNT FD OBJ
 SUBTOTALLED BY: ACCOUNT FD OBJ
 SERIES TOTALS: ACCOUNT OBJ
 PAGE BREAK ON: <None Selected>

OBJ FD	PRIOR YEAR	REVIS	FISCAL YEAR	EXPENDED	ENCUMBERED	REMAINING	PERCENT
100 01	ACTUAL	BUDGET	04/01/11 04/30/11	THRU 04/30/11	THRU 04/30/11	ON 04/30/11	REMAINING
100 SALARY CONTINGENCY	0.00	1,164,000	0.00	0.00		1,164,000.00	100.00 %
101 SALARIES PAYABLE	0.00	0	47,398.52-	802.41		802.41-	0.00 %
110 ADMINISTRATION/SUPERVISION	4,196,024.05	4,774,966	369,043.36	3,692,146.52		1,082,819.48	22.67 %
117 MANAGERIAL-OPERATIONS	299,265.00	303,170	25,264.16	252,641.60		50,528.40	16.66 %
140 LICENSED CLASSROOM	32,733,761.39	34,617,579	2,877,406.20	24,286,561.85		10,331,017.15	29.84 %
141 NON-LIC - CLASSROOM	730,230.66	739,598	56,165.91	439,621.73		299,976.27	40.55 %
143 LIC - CLASSROOM SUPPORT	5,442,855.82	6,101,012	505,410.79	4,289,176.41		1,811,835.59	29.69 %
144 NON-LIC - CLASSROOM SUPPORT	886,510.20	753,713	64,323.97	531,573.22		222,139.78	29.47 %
145 SUBSTITUTE TEACHERS	1,125,217.40	1,040,901	123,612.65	933,989.15		106,911.85	10.27 %
146 SUBSTITUTE NON-LIC INSTRUCT	171,651.21	143,955	21,602.77	184,874.96		40,919.96-	28.42-%
151 OCCUPATIONAL THERAPIST	538,282.87	555,330	46,278.30	411,857.37		143,472.63	25.83 %
152 SPEECH/LANGUAGE PATHOLOGIST	1,418,342.99	1,530,699	119,287.36	1,084,629.09		446,069.91	29.14 %
154 SCHOOL NURSE	574,940.74	599,536	57,897.54	432,334.43		167,201.57	27.88 %
156 SCHOOL SOCIAL WORKER	221,790.44	234,049	19,503.96	165,783.66		68,265.34	29.16 %
157 SCHOOL PSYCHOLOGIST	626,600.66	652,671	53,449.06	479,836.42		172,834.58	26.48 %

69

OBJ FD	PRIOR YEAR ACTUAL	REVISED BUDGET	04/01/11 04/30/11	FISCAL YEAR 201007 EXPENDED THRU 04/30/11	ENCUMBERED THRU 04/30/11	REMAINING ON 04/30/11	PERCENT REMAINING
161 01							
161 EA PERSONAL CARE ASSISTANT	2,924,747.20	2,649,854	220,659.36	1,756,139.33		893,714.67	33.72 %
162 ONE TO ONE EA	75,881.29	312,889	25,275.64	205,363.44		107,525.56	34.36 %
163 EMPLOYEE INTERPRETER	1,890.00	2,000	360.00	1,160.00		840.00	42.00 %
165 SCHOOL COUNSELOR	697,622.54	663,536	55,945.78	467,726.71		195,809.29	29.50 %
170 SEC-CLERICAL-OTHER	2,903,328.83	3,009,558	244,244.18	2,317,819.45		691,738.55	22.98 %
171 TEMPORARY & OVERTIME	176,158.68	287,488	20,561.88	187,800.86		99,687.14	34.67 %
172 TECHNOLOGY SALARIES	213,477.72	204,213	11,545.66	153,007.62		51,205.38	25.07 %
174 CUSTODIAL SALARIES	3,312,183.76	3,388,267	279,177.18	2,811,022.98		577,244.02	17.03 %
175 CULTURAL LIASION	152,554.69	184,534	13,281.46	121,210.65		63,323.35	34.31 %
176 DRIVERS SALARIES	62,333.66	55,400	4,667.68	46,539.25		8,860.75	15.99 %
179 DAPE SPECIALISTS	363,423.28	400,056	33,290.60	281,449.92		118,606.08	29.64 %
185 LIC INSTR - OTHER	3,357,529.53	2,349,764	171,307.50	1,868,881.96		480,882.04	20.46 %
186 NON-LIC INSTR - OTHER	541,082.43	509,445	52,149.61	494,775.04		14,669.96	2.87 %
191 SEVERANCE PAY	1,150,000.00	1,000,000	0.00	3,150.01		996,849.99	99.68 %
195 CHARGEBACK SALARIES	48,000.00-	48,000-	0.00	0.00		48,000.00-	100.00 %
199 OFFICIALS-JUDGE-TIMEKPRS	32,290.00	35,508	491.04	27,506.95		8,001.05	22.53 %
** TOTAL OBJ SERIES: 100-199 SALARIES AND WAGES	64,881,977.04	68,215,691	5,424,805.08	47,929,382.99		20,286,308.01	29.73 %

65

OBJ FD	PRIOR YEAR ACTUAL	REVISED BUDGET	04/01/11 04/30/11	FISCAL YEAR 201007 EXPENDED THRU 04/30/11	ENCUMBERED THRU 04/30/11	REMAINING ON 04/30/11	PERCENT REMAINING
201 01	45,622.04	32,000	5,116.00	53,477.53		21,477.53-	67.11-%
201 TUITION REIMBURSEMENT							
210 FICA	4,666,496.74	4,794,071	393,651.09	3,482,433.02		1,311,637.98	27.35 %
214 PERA	936,777.22	848,923	78,355.67	707,409.20		141,513.80	16.66 %
218 TRA	2,773,538.19	2,800,984	237,012.56	2,055,177.87		745,806.13	26.62 %
220 HEALTH INSURANCE	12,090,243.88	10,517,112	928,418.26	7,669,047.37		2,848,064.63	27.08 %
230 LIFE INSURANCE	77,516.36	105,033	9,101.44	74,806.66		30,226.34	28.77 %
235 DENTAL INSURANCE	569,947.28	576,043	51,717.64	426,884.54		149,158.46	25.89 %
240 LONG TERM DISABILITY	378,573.57	346,790	29,542.12	245,633.56		101,156.44	29.16 %
250 TSA MATCH	554,195.17	660,695	54,993.98	492,322.06		168,372.94	25.48 %
251 HEALTH REIMBURSEMENT	10,800.00	6,025	0.00	0.00		6,025.00	100.00 %
252 HEALTH SAVINGS PLAN	16,892.56	0	30,060.16-	100,433.59		100,433.59-	0.00 %
253 TSA - DISTRICT MATCH	16,892.55-	0	0.00	154,488.85		154,488.85-	0.00 %
270 WORKERS COMP INS	279,773.70	406,151	10,247.81	251,328.82		154,822.18	38.11 %
280 REEMPLOYMENT COMP INS	252,004.05	260,000	0.00	202,526.88		57,473.12	22.10 %
295 EMPLOYEE BENEFITS CHGBK	12,000.00-	733,119	0.00	0.00		733,119.00	100.00 %
** TOTAL OBJ SERIES: 200-299 EMPLOYEE BENEFITS	22,623,488.21	22,086,946	1,768,096.41	15,915,969.95		6,170,976.05	27.93 %
303 FED AWARDS UNDER \$25,000	229,794.45	322,454	34,752.88	213,237.58		109,216.42	33.87 %

99

OBJ FD	PRIOR YEAR ACTUAL	REVISED BUDGET	04/01/11 04/30/11	FISCAL YEAR 201007 EXPENDED THRU 04/30/11	ENCUMBERED THRU 04/30/11	REMAINING ON 04/30/11	PERCENT REMAINING
304 01							
304 FED AWARDS OVER \$25,000	66,532.92	115,828	6,509.25	62,379.25		53,448.75	46.14 %
305 PROF & TECH SERV	1,228,106.02	1,394,736	298,270.08	1,122,281.53	15,642.75	256,811.72	18.41 %
310 SCHOOL BOARD PER DIEM	42,600.00	42,600	3,550.00	35,500.00		7,100.00	16.66 %
319 OTHER PERSONAL SERVICES	99,935.91	137,395	7,125.85	93,078.43		44,316.57	32.25 %
320 COMMUNICATION SERVICES	296,153.54	404,156	18,855.03	127,753.46	4,787.50	271,615.04	67.20 %
321 PHONE-LONG DISTANCE	1,672.11	2,501	216.34	1,124.71		1,376.29	55.02 %
325 INTERDEPT POSTAGE	41,848.64	35,849	2,794.41	28,545.82		7,303.18	20.37 %
329 POSTAGE & PARCEL SERVICES	29,741.43	54,195	1,685.21	17,060.99		37,134.01	68.51 %
330 ELECTRICITY	829,142.50	646,800	80,696.02	710,201.93		63,401.93-	9.80-%
331 WATER & SEWER	240,024.62	232,700	15,746.21	136,658.15		96,041.85	41.27 %
332 FIRM GAS	116,582.76	108,650	30,421.29	152,386.73		43,736.73-	40.25-%
333 INTERRUPTIBLE GAS	383,924.71	602,000	29,065.62	294,518.57		307,481.43	51.07 %
334 REFUSE REMOVAL	55,310.48	40,000	4,817.21	43,514.84		3,514.84-	8.78-%
340 PROPERTY/LIABILITY INSURANCE	202,268.83	500,000	0.00	209,515.44		290,484.56	58.09 %
350 REPAIRS/MAINT SERVICES	381,386.37	321,287	24,306.24	129,779.10	14,055.43	177,452.47	55.23 %
351 REPAIR/MAINT - BLDG	390,584.22	470,500	59,628.77	572,579.05	2,229.04	104,308.09-	22.16-%
352 REPAIR/MAINT VEHICLE	9,385.84	20,000	0.00	7,022.47		12,977.53	64.88 %

67

OBJ FD	PRIOR YEAR ACTUAL	REVISED BUDGET	04/01/11 04/30/11	FISCAL YEAR 201007 EXPENDED THRU 04/30/11	ENCUMBERED THRU 04/30/11	REMAINING ON 04/30/11	PERCENT REMAINING
353 01	15,732.87	7,960	3,309.00	33,696.88	7,263.00	32,999.88	414.57-%
353 REPAIR/MAINT - SITE							
357 DEAF INTERPRETER	1,145.50	2,000	300.00	898.00		1,102.00	55.10 %
358 CONSULTANT INTERPERTER	56,725.50	79,650	14,803.75	51,594.50		28,055.50	35.22 %
360 TRANS-CONTRACTS	583.80	73,947	249.56	902.25		73,044.75	98.77 %
361 TRANS-CONTRACTS	216,169.24	148,139	20,927.50	158,389.13		10,250.13	6.91-%
363 SNOW REMOVAL	15,083.20	12,000	0.00	211,225.72		199,225.72	1660.21-%
365 TRANS-FUEL CHARGBACK	47,991.45	73,903	2,657.05	18,316.17		55,586.83	75.21 %
366 TRAVEL/CONFERENCES	268,846.84	317,091	32,527.26	191,231.31	449.00	125,410.69	39.55 %
368 FEDERAL OUT-OF-STATE TRAVEL	2,911.37	8,200	0.00	2,137.05		6,062.95	73.93 %
369 ENTRY FEES/STUDENT TRAV ALLOW	185.00	400	0.00	205.00		195.00	48.75 %
370 RENTALS & LEASES	901,391.79	731,873	57,505.94	774,770.92	26,374.99	69,272.91	9.46-%
380 ADVERTISING	14,700.97	51,600	375.10	17,485.26		34,114.74	66.11 %
381 PRINTING-BINDING	77,233.77	89,380	4,219.54	45,006.89	1,294.00	43,079.11	48.19 %
385 INTERDEPT PRINTING	113.45	4,105	34.53	72.36		4,177.36	101.76 %
389 STAFF TUITION-OTHER REIMB	0.00	0	217.02	1,047.24		1,047.24	0.00 %
390 TUITION-MN ISD	788,143.61	745,355	48,434.40	477,558.92		267,796.08	35.92 %
391 COST SHARING PAYMTS-MN ISD	27,979.51	30,000	0.00	0.00		30,000.00	100.00 %

88

OBJ FD	PRIOR YEAR ACTUAL	REVISED BUDGET	04/01/11 04/30/11	FISCAL YEAR 201007 EXPENDED THRU 04/30/11	ENCUMBERED THRU 04/30/11	REMAINING ON 04/30/11	PERCENT REMAINING
392 TUITION - OUT OF STATE	3,383.68	5,000	0.00	11,208.44		6,208.44-	124.16-%
393 SPEC ED CONTRACTED SERVICES	29,936.33	3,100	618.80	8,620.86		5,520.86-	178.09-%
394 REGIST/ENTRY FEES	386,075.03	323,961	66,439.75	421,137.31		97,176.31-	29.99-%
396 SALARIES	267,766.81	107,700	0.00	342,489.76		234,789.76-	218.00-%
397 BENEFITS	91,365.50	94,084	0.00	0.00		94,084.00	100.00 %
398 MISC CHARGEBACK	121,949.00-	110,000-	0.00	110,000.00-		0.00	0.00 %
** TOTAL OBJ SERIES: 300-399 PURCHASED SERVICES	7,736,284.67	8,251,099	870,990.55	6,614,987.30	72,095.71	1,564,015.99	18.95 %
69 400 SUPPLIES CONTINGENCY	121.00	918,077-	0.00	14.00		918,091.00-	100.00 %
401 GENERAL SUPPLIES	1,032,950.18	1,251,733	61,306.21	698,980.94	36,898.59	515,853.47	41.21 %
402 XEROX SUPPLIES	12,788.96	15,413	461.91	8,403.37	945.00	6,064.63	39.34 %
410 CUSTODIAL SUPPLIES	386,398.06	331,600	18,540.56	209,423.53	4,098.16	118,078.31	35.60 %
411 GROUNDS SUPPLIES	49,366.72	35,000	3,270.28	39,161.19	4,197.64	8,358.83-	23.88-%
412 OPERATIONS UNIFORMS	13,523.30	18,000	366.99	13,850.23		4,149.77	23.05 %
420 REPAIR SUPPLIES	124,213.24	66,150	10,519.82	171,880.89	66,445.08	172,175.97-	260.28-%
421 REPAIR PARTS - BLDG	77,328.08	93,440	901.62	14,653.40		78,786.60	84.31 %
422 REPAIR PARTS - VEHICLES	18,806.99	10,000	343.17	8,522.22	171.40	1,306.38	13.06 %
423 REPAIR PARTS - SITE	1,262.62	8,060	0.00	0.00		8,060.00	100.00 %

OBJ FD	PRIOR YEAR ACTUAL	REVISED BUDGET	04/01/11 04/30/11	FISCAL YEAR 201007 EXPENDED THRU 04/30/11	ENCUMBERED THRU 04/30/11	REMAINING ON 04/30/11	PERCENT REMAINING
430 01							
430 INSTRUCT SUPPLIES	573,698.17	545,979	16,835.84	238,968.04	16,770.15	290,240.81	53.15 %
433 INDIVID INSTR MATERIALS	376,457.54	225,240	43,103.47	137,412.93	5,978.40	81,848.67	36.33 %
437 PROPANE	968.49-	10,000	0.00	0.00		10,000.00	100.00 %
438 FUEL OIL	7,431.65	0	0.00	23,079.31		23,079.31-	0.00 %
442 GAS/OIL - VEHICLES	23,189.74	26,000	281.73	16,365.74		9,634.26	37.05 %
450 MATERIALS FOR RESALE	91,037.02	9,976	3,741.36	35,090.91	2,253.05	27,367.96-	274.33-%
460 TEXT & WORKBOOKS	575,226.63	613,545	0.00	447,422.63	4,432.95	161,689.42	26.35 %
461 STANDARDIZED TESTS	103,462.37	124,585	135.00	102,265.64	900.00	21,419.36	17.19 %
470 MEDIA RESOURCES	69,692.82	77,497	6,093.57	42,317.91	15,542.90	19,636.19	25.33 %
480 AUDIO VISUAL AIDS	1,096.91	2,105	0.00	1,074.00		1,031.00	48.97 %
489 PERIODICALS-PAPERS	20,627.75	18,224	344.48	17,065.08	3,126.05	1,967.13-	10.79-%
490 FOOD	38,436.67	41,559	5,572.54	33,863.39	1,623.88	6,071.73	14.60 %
499 WAREHOUSE INVENTORY ADJ	19.54	0	3,324.94-	820.94-		820.94	0.00 %
** TOTAL OBJ SERIES: 400-499 SUPPLIES AND MATR'LS	3,596,167.47	2,606,029	168,493.61	2,258,994.41	163,383.25	183,651.34	7.04 %
510 SITE IMPROVEMENTS	19,369.99	29,900	0.00	872.20		29,027.80	97.08 %
520 BLDG ACQUISTION & CONSTRUCTION	264,877.40	1,097,240	46,315.97	1,052,256.72	21,137.02	23,846.26	2.17 %
530 EQUIPMENT PURCHASED	491,232.35	575,922	47,063.82	199,414.29	8,026.78	368,480.93	63.98 %

70

OBJ FD	PRIOR YEAR ACTUAL	REVISED BUDGET	04/01/11 04/30/11	FISCAL YEAR 201007 EXPENDED THRU 04/30/11	ENCUMBERED THRU 04/30/11	REMAINING ON 04/30/11	PERCENT REMAINING
533 01							
533 OTH EQUIP-DIRECT INSTRUCTION	19,854.10	60,452	1,166.26	19,628.18		40,823.82	67.53 %
535 CAPITAL LEASES	1,103,500.00	0	0.00	0.00		0.00	0.00 %
550 OTHER VEHICLES PURCHASED	35,645.00	5,000	0.00	0.00		5,000.00	100.00 %
555 TECHNOLOGY EQUIPMENT	1,288,806.52	1,338,941	107,654.87	845,863.55	30,729.20	462,348.25	34.53 %
556 TECH EQUIP-SP ED DIRECT INSTR	256,763.12	330,200	0.00	300,206.80	1,859.98	28,133.22	8.52 %
580 PRINCIPAL ON CERTIFICATES	290,074.47	510,882	1,490.18-	425,459.41		85,422.59	16.72 %
581 INTEREST ON CERT OF PART	198,057.86	228,844	44,333.63	83,603.03		145,240.97	63.46 %
589 LEASE TRANSACTONS	1,103,500.00-	0	0.00	0.00		0.00	0.00 %
590 OTHER CAPITAL EXPENSE	122,956.11	49,101	5,393.33	50,499.06		1,398.06-	2.84-%
** TOTAL OBJ SERIES: 500-599 CAPITAL EXPENDITURES	2,987,636.92	4,226,482	250,437.70	2,977,803.24	61,752.98	1,186,925.78	28.08 %
740 INTEREST EXPENSE	33,909.38	10,000	0.00	0.00		10,000.00	100.00 %
** TOTAL OBJ SERIES: 700-799 DEBT SERVICE	33,909.38	10,000	0.00	0.00		10,000.00	100.00 %
820 DUES, MBRSHPS, LICENSES & FEES	112,572.94	158,629	41,361.59	165,537.73	2,826.98	9,735.71-	6.13-%
821 REGIONAL MEM DUES	405,574.00	460,206	0.00	433,247.00		26,959.00	5.85 %
896 TAXES AND SPECIAL ASSESSMENTS	42,811.56	88,000	0.00	79,773.85		8,226.15	9.34 %
898 STUDENT SCHOLARSHIPS	61,077.00	75,304	0.00	13,304.00		62,000.00	82.33 %
** TOTAL OBJ SERIES: 800-899 OTHER EXPENDITURES	622,035.50	782,139	41,361.59	691,862.58	2,826.98	87,449.44	11.18 %
910 TRANSFERS TO OTHER FUNDS	4,918,775.83	166,799	0.00	0.00		166,799.00	100.00 %
** TOTAL OBJ SERIES: 900-999 OTHER FINANCING USES	4,918,775.83	166,799	0.00	0.00		166,799.00	100.00 %

OBJ FD	PRIOR YEAR ACTUAL	REVISED BUDGET	04/01/11 TO 04/30/11	FISCAL YEAR 201007 EXPENDED THRU 04/30/11	ENCUMBERED THRU 04/30/11	REMAINING ON 04/30/11	PERCENT REMAINING
*** 01 GENERAL	107,400,275.02	106,345,185	8,524,184.94	76,389,000.47	300,058.92	29,656,125.61	27.88 %
110 ADMIN/SUPERVISION	109,705.01	159,276	13,273.00	134,193.21		25,082.79	15.74 %
170 SEC-CLERICAL-OTHER	47,251.44	47,815	6,509.24	42,370.64		5,444.36	11.38 %
171 CASUAL & OVERTIME	52,293.62	0	0.00	7,002.38		7,002.38-	0.00 %
172 TECHNOLOGY SALARIES	8,384.00	0	0.00	0.00		0.00	0.00 %
175 SALARY TRANSFERS-CLERICAL	26,471.48	27,032	2,283.56	23,106.22		3,925.78	14.52 %
176 DRIVERS SALARIES	19,282.42	16,245	1,559.74	15,583.46		661.54	4.07 %
72 177 SUBSTITUTE CAFETERIA SALARIES	26,342.21	20,400	2,967.04	20,734.36		334.36-	1.63-%
178 CAFETERIA SALARIES	1,277,287.53	1,245,528	103,715.80	870,461.73		375,066.27	30.11 %
** TOTAL OBJ SERIES: 100-199 SALARIES AND WAGES	1,567,017.71	1,516,296	130,308.38	1,113,452.00		402,844.00	26.56 %
210 FICA	115,129.14	113,600	9,475.39	81,511.57		32,088.43	28.24 %
214 PERA	110,537.36	103,664	8,909.28	76,575.31		27,088.69	26.13 %
220 HEALTH INSURANCE	296,486.56	239,884	20,907.92	172,157.96		67,726.04	28.23 %
230 LIFE INSURANCE	2,189.29	2,776	229.60	1,942.91		833.09	30.01 %
235 DENTAL INSURANCE	12,886.30	12,424	1,112.98	9,048.31		3,375.69	27.17 %
240 LONG TERM DISABILITY	7,334.77	7,010	547.84	4,724.32		2,285.68	32.60 %
250 TSA MATCH	17,833.30	21,576	1,684.16	14,223.23		7,352.77	34.07 %

OBJ FD	PRIOR YEAR ACTUAL	REVISED BUDGET	04/01/11 TO 04/30/11	FISCAL YEAR 201007 EXPENDED THRU 04/30/11	ENCUMBERED THRU 04/30/11	REMAINING ON 04/30/11	PERCENT REMAINING
251 02	189.65	0	0.00	0.00		0.00	0.00 %
251 HEALTH REIMBURSEMENT							
252	0.00	0	0.00	1,438.78		1,438.78-	0.00 %
252 OPEB UP TO ARC							
260	8,550.62	7,650	25.00-	8,770.62		1,120.62-	14.64-%
260 OTHER EMPLOYEES BENEFITS							
270	12,023.47	24,000	0.00	317.44		23,682.56	98.67 %
270 WORKERS COMP INS							
** TOTAL OBJ SERIES: 200-299	583,160.46	532,584	42,842.17	370,710.45		161,873.55	30.39 %
EMPLOYEE BENEFITS							
305	9,812.50	20,000	0.00	2,900.00		17,100.00	85.50 %
305 PROF & TECH SERV							
320	189.49	0	0.00	0.00		0.00	0.00 %
320 COMMUNICATION SERVICES							
325	3,992.91	5,000	29.92	3,810.78		1,189.22	23.78 %
325 INTERDEPT POSTAGE							
329	986.08	0	0.00	36.73		36.73-	0.00 %
329 POSTAGE & PARCEL SERVICES							
334	44,248.27	50,000	3,755.87	34,130.34		15,869.66	31.73 %
334 REFUSE REMOVAL							
350	24,156.01	40,000	470.70	16,395.64		23,604.36	59.01 %
350 REPAIR/MAINT SERVICES							
366	6,125.41	10,000	1,001.26	6,614.02		3,385.98	33.85 %
366 TRAVEL - BUSINESS							
385	34.30	0	0.02	4.32		4.32-	0.00 %
385 INTERDEPT PRINTING							
398	110,000.00	110,000	0.00	110,000.00		0.00	0.00 %
398 MISC CHARGEBACK							
** TOTAL OBJ SERIES: 300-399	199,544.97	235,000	5,257.77	173,891.83		61,108.17	26.00 %
PURCHASED SERVICES							
401	141,677.41	129,950	22,145.69	126,767.33		3,182.67	2.44 %
401 GENERAL SUPPLIES							
490	1,349,495.29	1,249,831	140,563.61	1,238,918.70		10,912.30	0.87 %
490 FOOD							

73

OBJ FD	PRIOR YEAR ACTUAL	REVISED BUDGET	04/01/11 TO 04/30/11	FISCAL YEAR 201007 EXPENDED THRU 04/30/11	ENCUMBERED THRU 04/30/11	REMAINING ON 04/30/11	PERCENT REMAINING
491 02							
491 COMMODITIES USED	118,127.65	135,000	0.00	0.00		135,000.00	100.00 %
495 MILK	196,552.94	159,975	20,682.01	156,564.95		3,410.05	2.13 %
** TOTAL OBJ SERIES: 400-499 SUPPLIES AND MATR'LS	1,805,853.29	1,674,756	183,391.31	1,522,250.98		152,505.02	9.10 %
530 EQUIPMENT PURCHASE	82,588.24	70,000	1,276.00	27,589.00	34,023.00	8,388.00	11.98 %
555 TECHNOLOGY EQUIPMENT	22,374.90	15,000	0.00	16,455.11	0.01	1,455.12-	9.70-%
590 OTHER CAPITAL EXPENSE	140.02	0	0.00	0.00		0.00	0.00 %
** TOTAL OBJ SERIES: 500-599 CAPITAL EXPENDITURES	105,103.16	85,000	1,276.00	44,044.11	34,023.01	6,932.88	8.15 %
820 DUES & MEMBERSHIPS	4,774.50	5,000	300.00	1,435.50		3,564.50	71.29 %
** TOTAL OBJ SERIES: 800-899 OTHER EXPENDITURES	4,774.50	5,000	300.00	1,435.50		3,564.50	71.29 %
*** 02 FOOD SERVICE	4,265,454.09	4,048,636	363,375.63	3,225,784.87	34,023.01	788,828.12	19.48 %
110 ADMIN/SUPERVISION	52,569.09	39,094	3,257.78	32,577.79		6,516.21	16.66 %
144 NON-LIC SUPPORT	42,595.41	46,168	3,804.01	31,142.78		15,025.22	32.54 %
170 SEC-CLERICAL-OTHER	146,677.95	108,096	9,007.98	90,183.93		17,912.07	16.57 %
171 CASUAL & OVERTIME	7,756.22	0	312.30	8,829.04		8,829.04-	0.00 %
185 LIC INSTR - OTHER	0.00	0	0.00	1,329.21		1,329.21-	0.00 %
186 NON-LIC INSTR - OTHER	0.00	0	0.00	343.10		343.10-	0.00 %
** TOTAL OBJ SERIES: 100-199 SALARIES AND WAGES	249,598.67	193,358	16,382.07	164,405.85		28,952.15	14.97 %
210 FICA	16,184.04	14,771	1,184.96	12,019.65		2,751.35	18.62 %
214 PERA	14,523.99	13,139	1,124.61	11,183.33		1,955.67	14.88 %

OBJ FD	PRIOR YEAR ACTUAL	REVISED BUDGET	04/01/11 04/30/11	FISCAL YEAR 201007 EXPENDED THRU 04/30/11	ENCUMBERED THRU 04/30/11	REMAINING ON 04/30/11	PERCENT REMAINING
218 03							
218 TRA	306.80	312	25.96	355.40		43.40-	13.91-%
220 HEALTH INSURANCE	48,495.27	33,776	3,381.76	30,967.23		2,808.77	8.31 %
230 LIFE INSURANCE	394.75	409	35.11	343.37		65.63	16.04 %
235 DENTAL INSURANCE	2,334.84	1,867	158.52	1,584.90		282.10	15.10 %
240 LONG TERM DISABILITY	1,560.10	1,067	91.26	925.37		141.63	13.27 %
250 TSA MATCH	2,338.33	2,825	239.66	2,252.70		572.30	20.25 %
252 HEALTH SAVINGS PLAN	0.00	0	15,576.96-	0.00		0.00	0.00 %
75 270 WORKERS COMP INS	0.00	477	0.00	0.00		477.00	100.00 %
** TOTAL OBJ SERIES: 200-299 EMPLOYEE BENEFITS	86,138.12	68,643	9,335.12-	59,631.95		9,011.05	13.12 %
305 PROF & TECH SERV	4,870.00	7,000	0.00	1,280.00		5,720.00	81.71 %
325 INTERDEPT POSTAGE	3,156.81	3,000	2.20	2,193.92		806.08	26.86 %
329 POSTAGE & PARCEL	0.00	0	0.00	1,171.47		1,171.47-	0.00 %
350 REPAIRS-MAINT SERV	384.75	1,000	0.00	216.00		784.00	78.40 %
352 REPAIR-MAINT VEHICLE	4,329.92	2,000	0.00	0.00		2,000.00	100.00 %
361 TRAN - CONTRACTS	5,042,589.76	5,221,000	279,849.45	3,855,343.51		1,365,656.49	26.15 %
362 EXP IN LIEU OF TRANS	126,803.19	140,000	0.00	2,488.81		137,511.19	98.22 %
363 SNOW REMOVAL	135,748.57	135,000	0.00	32,127.53		102,872.47	76.20 %

OBJ FD	PRIOR YEAR ACTUAL	REVISED BUDGET	04/01/11 04/30/11	FISCAL YEAR 201007 EXPENDED THRU 04/30/11	ENCUMBERED THRU 04/30/11	REMAINING ON 04/30/11	PERCENT REMAINING
365 03							
365 TRAN - FUEL CHGBK	50,516.15-	0	3,106.45-	19,669.84-		19,669.84	0.00 %
366 TRAVEL-BUSINESS	72.44	6,400	56.41	108.31		6,291.69	98.30 %
381 PRINTING-BINDING	2,165.28	7,000	0.00	2,796.00		4,204.00	60.05 %
385 INTERDEPT PRINTING	79.15	1,500	34.51	68.04		1,431.96	95.46 %
** TOTAL OBJ SERIES: 300-399 PURCHASED SERVICES	5,269,683.72	5,523,900	276,836.12	3,878,123.75		1,645,776.25	29.79 %
401 GENERAL SUPPLIES	22,415.00	10,000	129.23	6,801.09		3,198.91	31.98 %
442 GAS/OIL-NOT BUILD'G	542,460.56	557,000	69,647.98	591,070.09		34,070.09-	6.11-%
7489 PERIODIALS-PAPERS	0.00	200	0.00	217.00		17.00-	8.50-%
** TOTAL OBJ SERIES: 400-499 SUPPLIES AND MATR'LS	564,875.56	567,200	69,777.21	598,088.18		30,888.18-	5.44-%
555 TECHNOLOGY EQUIPMENT	0.00	0	0.00	981.30		981.30-	0.00 %
** TOTAL OBJ SERIES: 500-599 CAPITAL EXPENDITURES	0.00	0	0.00	981.30		981.30-	0.00 %
820 DUES & MEMBERSHIPS	4,735.00	8,000	50.00	5,191.92		2,808.08	35.10 %
** TOTAL OBJ SERIES: 800-899 OTHER EXPENDITURES	4,735.00	8,000	50.00	5,191.92		2,808.08	35.10 %
*** 03 TRANSPORTATION	6,175,031.07	6,361,101	353,710.28	4,706,422.95		1,654,678.05	26.01 %
100 SALARY CONTINGENCY	0.00	239,677	0.00	0.00		239,677.00	100.00 %
110 ADMIN/SUPERVISION	329,945.47	351,292	28,474.56	294,143.03		57,148.97	16.26 %
120 ECFE/SCHOOL READINESS COOR	127,462.13	125,103	10,425.24	104,252.40		20,850.60	16.66 %
140 LIC CLASSROOM	687,630.41	717,124	57,699.23	537,522.04		179,601.96	25.04 %
141 NON-LIC CLASSROOM	1,346,250.51	1,227,377	96,451.58	995,323.57		232,053.43	18.90 %

OBJ FD	PRIOR YEAR ACTUAL	REVISED BUDGET	04/01/11 04/30/11	FISCAL YEAR 201007 EXPENDED THRU 04/30/11	ENCUMBERED THRU 04/30/11	REMAINING ON 04/30/11	PERCENT REMAINING
143 04							
143 LIC CLASSROOM SUPPORT	15,684.16	11,813	984.40	8,367.40		3,445.60	29.16 %
145 LICENSED SUBSTITUTE - DAILY	1,069.74	0	0.00	213.57		213.57-	0.00 %
146 SUBSTITUTE NON-LIC INSTRUCT	105.28	0	0.00	0.00		0.00	0.00 %
154 SCHOOL NURSE	21,162.36	25,494	2,124.46	18,057.91		7,436.09	29.16 %
163 EMPLOYEE INTERPRETER	416.43	0	0.00	0.00		0.00	0.00 %
170 SEC-CLERICAL-OTHER	316,830.00	275,572	15,169.04	199,415.63		76,156.37	27.63 %
171 CASUAL & OVERTIME	69,490.36	66,800	2,872.15	31,549.04		35,250.96	52.77 %
175 SAL TRANSFERS-CLERICAL	48,952.70	49,776	4,200.32	43,158.55		6,617.45	13.29 %
176 DRIVERS SALARIES	4,159.81	4,061	389.94	3,895.91		165.09	4.06 %
179 OTHER SALARIES	2,696.38	0	347.09	1,316.91		1,316.91-	0.00 %
185 LIC INSTRUCT - OTHER	257,036.92	223,867	18,874.85	162,936.94		60,930.06	27.21 %
186 NON-LIC INSTR - OTHER	850,989.76	715,640	67,757.14	730,366.45		14,726.45-	2.05-%
195 CHARGEBACK SALARIES	48,000.00	48,000	0.00	0.00		48,000.00	100.00 %
** TOTAL OBJ SERIES: 100-199 SALARIES AND WAGES	4,127,882.42	4,081,596	305,770.00	3,130,519.35		951,076.65	23.30 %
201 TUITION REIMB	16,465.75	13,200	2,165.00	7,472.94		5,727.06	43.38 %
210 FICA	295,966.85	300,555	22,090.65	226,689.67		73,865.33	24.57 %
214 PERA	186,019.11	244,331	13,339.20	130,847.11		113,483.89	46.44 %

OBJ FD	PRIOR YEAR ACTUAL	REVISED BUDGET	04/01/11 04/30/11	FISCAL YEAR 201007 EXPENDED THRU 04/30/11	ENCUMBERED THRU 04/30/11	REMAINING ON 04/30/11	PERCENT REMAINING
218 04							
218 TRA	69,756.09	83,852	5,641.90	55,527.82		28,324.18	33.77 %
220 HEALTH INSURANCE	629,780.45	529,343	43,329.94	429,096.25		100,246.75	18.93 %
230 LIFE INSURANCE	3,498.15	4,458	355.72	3,453.59		1,004.41	22.53 %
235 DENTAL INSURANCE	30,038.43	29,020	2,414.34	23,285.23		5,734.77	19.76 %
240 LONG TERM DISABILITY	18,518.10	16,343	1,258.96	12,421.01		3,921.99	23.99 %
250 TSA MATCH	19,244.15	21,391	1,545.86	15,569.87		5,821.13	27.21 %
251 HEALTH REIMBURSEMENT	0.00	400	0.00	0.00		400.00	100.00 %
252 OPEB UP TO ARC	0.00	0	0.00	4,529.21		4,529.21-	0.00 %
270 WORKERS COMP INS	2,141.83-	22,793	896.47	10,054.44		12,738.56	55.88 %
295 EMPLOYEE BENEFITS	12,000.00	12,000	0.00	0.00		12,000.00	100.00 %
** TOTAL OBJ SERIES: 200-299 EMPLOYEE BENEFITS	1,279,145.25	1,277,686	93,038.04	918,947.14		358,738.86	28.07 %
305 PROF & TECH SERVICES	463,552.89	398,031	63,412.65	356,673.98		41,357.02	10.39 %
319 OTHER PERS SERV	763.30	1,000	0.00	723.50		276.50	27.65 %
320 COMMUNICATION SERVICES	3,871.42	12,700	619.76	4,770.16		7,929.84	62.43 %
325 INTERDEPT POSTAGE	13,780.00	11,760	1,010.04	8,131.20		3,628.80	30.85 %
329 POSTAGE & PARCEL	415.41	6,400	0.00	400.59		5,999.41	93.74 %
330 ELECTRICITY	46,804.53	55,000	0.00	0.00		55,000.00	100.00 %

78

OBJ FD	PRIOR YEAR ACTUAL	REVISED BUDGET	04/01/11 04/30/11	FISCAL YEAR 201007 EXPENDED THRU 04/30/11	ENCUMBERED THRU 04/30/11	REMAINING ON 04/30/11	PERCENT REMAINING
331 04							
331 WATER & SEWER	3,491.29	5,000	0.00	0.00		5,000.00	100.00 %
332 NATURAL GAS	13,949.87	30,000	0.00	0.00		30,000.00	100.00 %
334 REFUSE REMOVAL	11,062.08	8,000	938.97	8,532.58		532.58-	6.65-%
350 REPAIRS-MAINT SERV	75,458.08	70,113	0.00	20,670.46		49,442.54	70.51 %
361 TRANS CONTRACTS	46,021.89	40,000	618.00	23,799.81		16,200.19	40.50 %
365 TRANS FUEL CHGBK	2,524.70	2,950	400.06	2,762.61		187.39	6.35 %
366 TRAVEL-BUSINESS	5,769.77	11,215	161.60	6,952.54		4,262.46	38.00 %
370 RENTALS & LEASES	21,985.36	15,000	3,447.28	15,556.72		556.72-	3.71-%
380 ADVERTISING	1,260.00	3,100	0.00	650.00		2,450.00	79.03 %
381 PRINTING-BINDING	128,669.65	128,710	24,726.32	108,666.56		20,043.44	15.57 %
394 REGIST/ENTRY FEES	92,728.01	44,100	6,855.70	69,918.84		25,818.84-	58.54-%
398 MISC CHARGEBACK	11,949.00	0	0.00	0.00		0.00	0.00 %
** TOTAL OBJ SERIES: 300-399 PURCHASED SERVICES	944,057.25	843,079	102,190.38	628,209.55		214,869.45	25.48 %
401 GENERAL SUPPLIES	115,888.03	101,175	6,192.07	59,148.57	95.16	41,931.27	41.44 %
430 INSTRUCT SUPPLIES	39,008.97	32,950	512.04	9,449.55		23,500.45	71.32 %
433 INDIVID INSTR MAT	5,696.92	31,039	380.97	2,827.36		28,211.64	90.89 %
450 MATERIALS FOR RESALE	8,925.94	10,100	406.03	13,100.31	5,184.69	8,185.00-	81.03-%

79

OBJ FD	PRIOR YEAR ACTUAL	REVISED BUDGET	04/01/11 04/30/11	FISCAL YEAR 201007 EXPENDED THRU 04/30/11	ENCUMBERED THRU 04/30/11	REMAINING ON 04/30/11	PERCENT REMAINING
460 04							
460 TEXT & WORKBOOKS	43,253.28	52,382	0.00	35,883.97	30.00	16,468.03	31.43 %
461 STANDARDIZED TESTS	675.00	0	0.00	0.00		0.00	0.00 %
489 PERIODICALS-PAPERS	196.41	1,050	0.00	618.99		431.01	41.04 %
490 FOOD	181,820.04	99,765	22,980.76	119,242.59		19,477.59-	19.52-%
495 MILK	11,598.72	7,500	1,016.61	8,016.21		516.21-	6.88-%
** TOTAL OBJ SERIES: 400-499 SUPPLIES AND MATR'LS	407,063.31	335,961	31,488.48	248,287.55	5,309.85	82,363.60	24.51 %
530 EQUIP PURCH - NEW	11,228.23	10,100	0.00	2,940.80		7,159.20	70.88 %
08 555 TECHNOLOGY EQUIPMENT	1,492.26	10,500	4,000.00	9,103.96		1,396.04	13.29 %
590 OTHER CAP [SOFTWARE]	6,482.91	5,300	0.00	22,720.50	1,238.00	18,658.50-	352.04-%
** TOTAL OBJ SERIES: 500-599 CAPITAL EXPENDITURES	19,203.40	25,900	4,000.00	34,765.26	1,238.00	10,103.26-	39.00-%
820 DUES & MEMBERSHIPS	3,237.32	5,785	570.00	2,849.00		2,936.00	50.75 %
899 MISC EXPENSES	0.00	1,000	0.00	0.00		1,000.00	100.00 %
** TOTAL OBJ SERIES: 800-899 OTHER EXPENDITURES	3,237.32	6,785	570.00	2,849.00		3,936.00	58.01 %
*** 04 COMMUNITY SERVICE	6,780,588.95	6,571,007	537,056.90	4,963,577.85	6,547.85	1,600,881.30	24.36 %
305 PROF & TECH SERV	343,064.19	2,525,000	26,543.80	873,107.37	7,600.00	1,644,292.63	65.12 %
** TOTAL OBJ SERIES: 300-399 PURCHASED SERVICES	343,064.19	2,525,000	26,543.80	873,107.37	7,600.00	1,644,292.63	65.12 %
520 BUILDING CONSTRUCTION	9,687,835.73	275,000	21,617.91	191,685.68	204,613.41	121,299.09-	44.10-%
** TOTAL OBJ SERIES: 500-599 CAPITAL EXPENDITURES	9,687,835.73	275,000	21,617.91	191,685.68	204,613.41	121,299.09-	44.10-%
*** 06 CAPITAL PROJECTS	10,030,899.92	2,800,000	48,161.71	1,064,793.05	212,213.41	1,522,993.54	54.39 %
710 BOND, PRINCIPAL	3,750,000.00	3,895,000	0.00	4,480,000.00		585,000.00-	15.01-%

OBJ FD	PRIOR YEAR	REVISED BUDGET	04/01/11 04/30/11	FISCAL YEAR 201007 EXPENDED THRU 04/30/11	ENCUMBERED THRU 04/30/11	REMAINING ON 04/30/11	PERCENT REMAINING
720 07							
720 BOND, INTEREST	3,237,782.08	3,103,982	0.00	3,103,982.50		0.50-	0.00 %
790 OTHER DEBT SERV EXP	2,150.00	5,500	0.00	2,150.00		3,350.00	60.90 %
** TOTAL OBJ SERIES: 700-799 DEBT SERVICE	6,989,932.08	7,004,482	0.00	7,586,132.50		581,650.50-	8.30-%
*** 07 DEBT SERVICE	6,989,932.08	7,004,482	0.00	7,586,132.50		581,650.50-	8.30-%
299 OTHER EMPLOYEE BENEFITS	955,958.38	925,000	72,463.20	650,410.99		274,589.01	29.68 %
** TOTAL OBJ SERIES: 200-299 EMPLOYEE BENEFITS	955,958.38	925,000	72,463.20	650,410.99		274,589.01	29.68 %
*** 08 FLEX BENEFIT FUND	955,958.38	925,000	72,463.20	650,410.99		274,589.01	29.68 %
394 REGIST/ENTRY FEES	12,432.00	2,568	7,131.00	7,281.00		4,713.00-	183.52-%
** TOTAL OBJ SERIES: 300-399 PURCHASED SERVICES	12,432.00	2,568	7,131.00	7,281.00		4,713.00-	183.52-%
18 400 CONTINGENCY	0.00	22,078-	0.00	0.00		22,078.00-	100.00 %
401 GENERAL SUPPLIES	559.50	0	0.00	279.75-	100.00	179.75	0.00 %
** TOTAL OBJ SERIES: 400-499 SUPPLIES AND MATR'LS	559.50	22,078-	0.00	279.75-	100.00	21,898.25-	99.18 %
898 STUDENT SCHOLARSHIPS	39,366.25	61,510	0.00	10,750.00		50,760.00	82.52 %
899 STUDENT SCHOLARSHIPS	6,000.00	0	1,000.00	3,000.00		3,000.00-	0.00 %
** TOTAL OBJ SERIES: 800-899 OTHER EXPENDITURES	45,366.25	61,510	1,000.00	13,750.00		47,760.00	77.64 %
*** 09 SCHOLARSHIP FUND	58,357.75	42,000	8,131.00	20,751.25	100.00	21,148.75	50.35 %
235 DENTAL INSURANCE	75,222.94	0	0.00	0.00		0.00	0.00 %
** TOTAL OBJ SERIES: 200-299 EMPLOYEE BENEFITS	75,222.94	0	0.00	0.00		0.00	0.00 %
*** 10 PRIN EARLY RET INS FUND	75,222.94	0	0.00	0.00		0.00	0.00 %
305 PROF & TECH SERV	0.00	0	0.00	1,931.50		1,931.50-	0.00 %
** TOTAL OBJ SERIES: 300-399 PURCHASED SERVICES	0.00	0	0.00	1,931.50		1,931.50-	0.00 %
430 INSTRUCT SUPP	0.00	0	0.00	127.00		127.00-	0.00 %
** TOTAL OBJ SERIES: 400-499 SUPPLIES AND MATR'LS	0.00	0	0.00	127.00		127.00-	0.00 %

OBJ FD	PRIOR YEAR ACTUAL	REVISED BUDGET	04/01/11 TO 04/30/11	FISCAL YEAR 201007 EXPENDED THRU 04/30/11	ENCUMBERED THRU 04/30/11	REMAINING ON 04/30/11	PERCENT REMAINING
430 11							
*** 11 RHEAUME EDUCATIONAL FUND	0.00	0	0.00	2,058.50		2,058.50-	0.00 %
186 NON-LIC INSTR - OTHER	31,295.34	32,706	2,778.39	23,033.06		9,672.94	29.57 %
** TOTAL OBJ SERIES: 100-199 SALARIES AND WAGES	31,295.34	32,706	2,778.39	23,033.06		9,672.94	29.57 %
210 FICA	2,394.05	2,502	212.56	1,762.09		739.91	29.57 %
214 PERA	1,442.91	2,289	136.07	1,172.39		1,116.61	48.78 %
** TOTAL OBJ SERIES: 200-299 EMPLOYEE BENEFITS	3,836.96	4,791	348.63	2,934.48		1,856.52	38.75 %
305 PROF & TECH SERV	2,219.06	2,865	392.28	2,265.48		599.52	20.92 %
325 INTERDEPT POSTAGE	0.00	0	0.44	0.44		0.44-	0.00 %
366 TRAVEL/CONFERENCES	61.19	0	0.00	0.00		0.00	0.00 %
** TOTAL OBJ SERIES: 300-399 PURCHASED SERVICES	2,280.25	2,865	392.72	2,265.92		599.08	20.91 %
401 GENERAL SUPPLIES	812.87	300	423.26	742.26		442.26-	147.42-%
450 MATERIALS FOR RESALE	44,599.06	54,150	10,440.71	51,949.88		2,200.12	4.06 %
499 WAREHOUSE INVENTORY ADJ	1,273.98-	0	0.00	1,273.98		1,273.98-	0.00 %
** TOTAL OBJ SERIES: 400-499 SUPPLIES AND MATR'LS	44,137.95	54,450	10,863.97	53,966.12		483.88	0.88 %
530 EQUIPMENT PURCHASED	0.00	0	0.00	3,616.26		3,616.26-	0.00 %
** TOTAL OBJ SERIES: 500-599 CAPITAL EXPENDITURES	0.00	0	0.00	3,616.26		3,616.26-	0.00 %
820 DUES, MBRSHPS, LICENSES & FEES	507.39	452	0.00	367.00		85.00	18.80 %
** TOTAL OBJ SERIES: 800-899 OTHER EXPENDITURES	507.39	452	0.00	367.00		85.00	18.80 %
*** 15 CAFE	82,057.89	95,264	14,383.71	86,182.84		9,081.16	9.53 %

OBJ FD	PRIOR YEAR ACTUAL	REVISED BUDGET	4/01/11 TO 4/30/11	FISCAL YEAR 201007 EXPENDED THRU 04/30/11	ENCUMBERED THRU 04/30/11	REMAINING ON 04/30/11	PERCENT REMAINING
299 20							
299 DENTAL CLAIMS	883,601.67	828,000	70,873.11	697,633.36		130,366.64	15.74 %
** TOTAL OBJ SERIES: 200-299 EMPLOYEE BENEFITS	883,601.67	828,000	70,873.11	697,633.36		130,366.64	15.74 %
305 PROF & TECH SERV	80,245.61	72,600	4,303.92	64,276.93		8,323.07	11.46 %
** TOTAL OBJ SERIES: 300-399 PURCHASED SERVICES	80,245.61	72,600	4,303.92	64,276.93		8,323.07	11.46 %
*** 20 ISF - DENTAL	963,847.28	900,600	75,177.03	761,910.29		138,689.71	15.39 %
191 SEVERANCE PAY	958,780.26	996,000	230,740.55-	172,551.44-		1,168,551.44	117.32 %
192 CHANGE TO OPEB SEV LIABILITY	856,994.19-	0	0.00	0.00		0.00	0.00 %
** TOTAL OBJ SERIES: 100-199 SALARIES AND WAGES	101,786.07	996,000	230,740.55-	172,551.44-		1,168,551.44	117.32 %
210 FICA	9,367.10	0	768.11-	57.38		57.38-	0.00 %
252 HEALTH SAVINGS PLAN	0.00	0	0.00	37,963.67		37,963.67-	0.00 %
253 TSA - DISTRICT MATCH	0.00	0	144,724.45-	17,754.95		17,754.95-	0.00 %
** TOTAL OBJ SERIES: 200-299 EMPLOYEE BENEFITS	9,367.10	0	145,492.56-	55,776.00		55,776.00-	0.00 %
*** 21 ISF - POST RETIREMENT BENEFIT	111,153.17	996,000	376,233.11-	116,775.44-		1,112,775.44	111.72 %
220 HEALTH INSURANCE	0.00	13,393,410	0.00	0.00		13,393,410.00	100.00 %
** TOTAL OBJ SERIES: 200-299 EMPLOYEE BENEFITS	0.00	13,393,410	0.00	0.00		13,393,410.00	100.00 %
*** 22 ISF - HEALTH SELECT 105	0.00	13,393,410	0.00	0.00		13,393,410.00	100.00 %
220 HEALTH INSURANCE	1,971,102.11	2,037,803	102,070.75	1,056,772.22		981,030.78	48.14 %
230 LIFE INSURANCE	45,662.45	45,077	188.80	2,083.20		42,993.80	95.37 %
235 DENTAL INSURANCE	102,959.18	105,676	6,103.72	62,983.56		42,692.44	40.39 %
** TOTAL OBJ SERIES: 200-299 EMPLOYEE BENEFITS	2,119,723.74	2,188,556	108,363.27	1,121,838.98		1,066,717.02	48.74 %
305 PROF & TECH SERV	208.30	0	20.83	249.96		249.96-	0.00 %
** TOTAL OBJ SERIES: 300-399 PURCHASED SERVICES	208.30	0	20.83	249.96		249.96-	0.00 %

OBJ FD	PRIOR YEAR	REVISED BUDGET	04/01/11 04/30/11	FISCAL YEAR 201007 EXPENDED THRU 04/30/11	ENCUMBERED THRU 04/30/11	REMAINING ON 04/30/11	PERCENT REMAINING
305 25							
*** 25 OPEB REVOCABLE TRUST	2,119,932.04	2,188,556	108,384.10	1,122,088.94		1,066,467.06	48.72 %
710 BOND, PRINCIPAL	0.00	585,000	0.00	0.00		585,000.00	100.00 %
720 BOND, INTEREST	781,890.00	987,650	0.00	987,650.00		0.00	0.00 %
** TOTAL OBJ SERIES: 700-799 DEBT SERVICE	781,890.00	1,572,650	0.00	987,650.00		585,000.00	37.19 %
*** 47 POST EMPLOYMENT BENEFITS	781,890.00	1,572,650	0.00	987,650.00		585,000.00	37.19 %
*** REPORT TOTALS:	146,790,600.58	153,243,891	9,728,795.39	101,449,989.06	552,943.19	51,240,958.75	33.43 %

BURNSVILLE-EAGAN-SAVAGE

Independent School District 191

DISTRICT EXPENDITURES

BY

PROGRAM/DEPARTMENT

WITHIN FUND

April, 2011

ACCT STATUS: Active and Next Year Accts ACCOUNT RANGES: 01- TO 99-999
 ZERO BALANCES: Suppress Zero Balances
 SORTED BY: ACCOUNT FD PRG
 SUBTOTALLED BY: ACCOUNT FD PRG
 SERIES TOTALS: ACCOUNT PRG
 PAGE BREAK ON: <None Selected>

PRG FD	PRIOR YEAR ACTUAL	REVISED BUDGET	04/01/11 TO 04/30/11	FISCAL YEAR 201007 EXPENDED THRU 04/30/11	ENCUMBERED THRU 04/30/11	REMAINING ON 04/30/11	PERCENT REMAINING
010 01							
010 BOARD OF EDUCATION	83,111.70	141,798	9,020.87	94,519.30	66.00	47,212.70	33.29 %
020 SUPERINTENDENT	328,385.92	320,926	34,730.90	238,889.23		82,036.77	25.56 %
030 ASSIST SUP'T	75,452.85	198,650	6,667.71	9,402.08	5,850.00	183,397.92	92.32 %
050 SCHOOL ADMINISTRATION	4,312,187.18	4,305,095	337,498.07	3,268,294.56	8,658.98	1,028,141.46	23.88 %
** TOTAL PRG SERIES: 000-099 ADMINISTRATION	4,799,137.65	4,966,469	387,917.55	3,611,105.17	14,574.98	1,340,788.85	26.99 %
09105 GEN ADMIN SUPPORT	146,813.50	180,799	15,329.34	162,305.73	397.90	18,095.37	10.00 %
107 OTH ADMIN SUPPORT	0.01	0	30,060.16-	30,060.16-		30,060.16	0.00 %
110 BUSINESS SERVICES	1,431,467.12	1,268,221	106,118.32	1,104,717.35	3,784.01	159,719.64	12.59 %
130 COMMUNITY RELATIONS	326,070.85	356,244	20,795.99	255,321.54	4,000.00	96,922.46	27.20 %
140 DATA PROCESSING	730,761.96	771,955	53,275.16	660,967.39	9,889.44	101,098.17	13.09 %
150 LEGAL SERVICES	13,953.70	64,000	861.00	9,854.40		54,145.60	84.60 %
160 HUMAN RESOURCES	635,318.33	716,952	71,784.01	648,833.63	1,134.00	66,984.37	9.34 %
170 PRINTING	31,961.10	38,000	3,388.05	41,716.85		3,716.85-	9.78-%
180 CENSUS	27,437.27	125,482	12,809.09	104,165.17		21,316.83	16.98 %
195 COMMUNITY PARTNERSHIP	650.00	0	0.00	0.00		0.00	0.00 %

PRG FD	PRIOR YEAR ACTUAL	REVISED BUDGET	04/01/11 04/30/11	FISCAL YEAR 201007 EXPENDED THRU 04/30/11	ENCUMBERED THRU 04/30/11	REMAINING ON 04/30/11	PERCENT REMAINING
197 01	24,336.20	169,476	1,832.71	14,121.96	245.00	155,109.04	91.52 %
199 SCHOOL ELECTIONS	0.00	18,400	1,160.00	5,158.25		13,241.75	71.96 %
** TOTAL PRG SERIES: 100-199 DIST. SUPPORT SERV.	3,368,770.04	3,709,529	257,293.51	2,977,102.11	19,450.35	712,976.54	19.22 %
201 KINDERGARTEN	1,565,923.38	1,588,773	132,577.63	1,119,639.83	62.50	469,070.67	29.52 %
202 PRIMARY (1-3)	8,226,805.94	8,419,838	693,653.15	5,849,318.98	2,094.59	2,568,424.43	30.50 %
203 INTERMEDIATE (4-6)	9,621,195.94	9,935,973	850,189.19	7,308,636.41	15,814.89	2,611,521.70	26.28 %
204 TITLE II TEACHER TRAINING	327,511.52	293,963	25,142.72	198,215.00		95,748.00	32.57 %
205 TITLE III - LEP	198,583.84	242,661	25,061.94	160,624.52	64.98	81,971.50	33.78 %
208 ELE/SEC MIDDLE SCH'L	7,659.65	7,500	195.83	2,483.23		5,016.77	66.89 %
211 SECONDARY ED-GENERAL	4,457,304.91	3,367,492	224,190.39	2,525,210.88	9,253.04	833,028.08	24.73 %
212 ART	851,566.57	894,177	73,430.94	634,300.74	4,383.72	255,492.54	28.57 %
215 BUSINESS	69,745.58	108,660	8,687.83	76,045.67		32,614.33	30.01 %
216 TITLE I EDUCATIONALLY DISADVAN	1,385,032.29	1,217,658	103,460.49	880,612.00	79.80	336,966.20	27.67 %
217 ASSURANCE OF MASTERY	201,276.66	241,791	19,940.56	169,345.66		72,445.34	29.96 %
218 SCHOOL ENRICHMENT PROG	514,790.42	596,576	49,722.66	420,532.61		176,043.39	29.50 %
219 ESL	2,908,932.10	3,111,342	255,307.37	2,166,556.04		944,785.96	30.36 %
220 LANGUAGE ARTS	2,657,975.69	2,895,370	246,173.58	2,016,805.65	2,343.78	876,220.57	30.26 %

8

PRG FD	PRIOR YEAR ACTUAL	REVISED BUDGET	04/01/11 04/30/11	FISCAL YEAR 201007 EXPENDED THRU 04/30/11	ENCUMBERED THRU 04/30/11	REMAINING ON 04/30/11	PERCENT REMAINING
230 01							
230 WORLD LANGUAGES	1,180,596.53	1,173,436	96,339.03	837,513.92	0.01	335,922.07	28.62 %
240 PHY ED-HEALTH-REC	2,110,962.60	2,080,844	173,376.91	1,474,344.50	359.80	606,139.70	29.12 %
250 FAMILY LIVING SCIENCE	162,026.35	164,932	12,752.52	107,199.65		57,732.35	35.00 %
255 INDUSTRIAL EDUCATION	432,280.93	447,473	35,963.28	309,072.20	1,389.41	137,011.39	30.61 %
256 MATHEMATICS	2,744,967.66	2,759,139	225,172.41	1,917,306.79	0.01	841,832.20	30.51 %
258 MUSIC	1,998,269.35	1,968,044	171,523.13	1,410,825.83	993.24	556,224.93	28.26 %
260 NATURAL SCIENCES	3,279,666.45	3,307,777	273,556.50	2,339,776.19	3,701.35	964,299.46	29.15 %
270 SOCIAL STUDIES	2,689,519.35	2,786,858	241,842.85	1,937,158.65	910.95	848,788.40	30.45 %
291 CO-CURRICULAR	717,659.69	574,729	70,263.17	482,437.80	1,585.00	90,706.20	15.78 %
292 BOYS/GIRLS ATHLETICS	501,328.12	522,662	25,130.55	357,164.91	829.00	164,668.09	31.50 %
294 BOYS ATHLETICS	456,232.02	480,631	35,338.01	428,793.96	2,960.05	48,876.99	10.16 %
296 GIRLS ATHLETICS	428,654.46	419,587	34,575.68	346,270.05	294.40	73,022.55	17.40 %
** TOTAL PRG SERIES: 200-299 REGULAR INSTRUCTION	49,696,468.00	49,607,886	4,103,568.32	35,476,191.67	47,120.52	14,084,573.81	28.39 %
311 DISTRIBUTIVE EDUCATION	20,999.79	11,689	3,286.86	17,533.99	2,028.05	7,873.04	67.35 %
331 HOME ECONOMICS ED	301,182.18	336,265	27,818.94	237,446.78	70.38	98,747.84	29.36 %
341 BUSINESS & OFFICE ED	149,540.10	173,781	13,162.40	110,691.75	1,809.33	61,279.92	35.26 %
351 TECHNICAL EDUCATION	8,922.01	18,750	2,232.51	13,431.34	1,249.00	4,069.66	21.70 %

88

PRG FD	PRIOR YEAR ACTUAL	REVISED BUDGET	04/01/11 04/30/11	FISCAL YEAR 201007 EXPENDED THRU 04/30/11	ENCUMBERED THRU 04/30/11	REMAINING ON 04/30/11	PERCENT REMAINING
361 01							
361 TRADE-INDUSTRIAL ED	129,506.76	141,609	11,852.30	98,282.38		43,326.62	30.59 %
380 SPECIAL NEEDS	608,929.25	497,346	42,681.61	364,629.07	227.75	132,489.18	26.63 %
399 VOCATIONAL-GENERAL	365,999.90	342,587	15,105.24	278,345.88		64,241.12	18.75 %
** TOTAL PRG SERIES: 300-399 VOCATIONAL INSTRUC.	1,585,079.99	1,522,027	116,139.86	1,120,361.19	5,384.51	396,281.30	26.03 %
400 GENERAL SPECIAL ED	109,926.54	84,418-	20,197.07	144,083.79	2,094.13	230,595.92-	273.15 %
401 SPEECH/LANGUAGE IMPAIRED	1,298,272.01	1,438,978	112,967.29	978,944.11	138.50	459,895.39	31.95 %
402 MMM MENTALLY IMP - MILD-MOD	1,117,560.08	1,532,855	117,044.74	970,036.45	104.95	562,713.60	36.71 %
403 MSMI MENTALLY IMP - MOD-SEVERE	1,148,444.67	961,058	85,823.24	669,297.54	173.34	291,587.12	30.34 %
404 PHYSICALLY IMPAIRED	423,766.24	498,906	27,301.88	241,705.15		257,200.85	51.55 %
405 DEAF-HARD OF HEARING	104,108.24	24,100	80.00	160.00		23,940.00	99.33 %
406 VISUALLY IMPAIRED	143,444.65	95,123	6,205.12	45,148.01		49,974.99	52.53 %
407 LD SPECIFIC LRNING DISABILITY	3,198,610.51	3,282,475	285,619.28	2,299,279.26	356.96	982,838.78	29.94 %
408 EBD EMOTION/BEHAVIOR DISORDER	4,234,317.75	4,231,315	353,599.46	2,957,970.81	0.01	1,273,344.18	30.09 %
410 OTHER HEALTH IMPAIRED	397,777.63	323,512	43,973.29	246,016.51	296.54	77,198.95	23.86 %
411 AUTISTIC	2,426,259.30	2,072,055	169,208.92	1,384,515.84	1,845.36	685,693.80	33.09 %
412 EARLY CHILDHOOD SPEC EDUCATION	2,972,854.38	3,147,967	275,002.03	2,241,530.64	2,211.10	904,225.26	28.72 %
414 TRAUMATIC BRAIN INJURY	120.00	100	0.00	0.00		100.00	100.00 %

68

PRG FD	PRIOR YEAR ACTUAL	REVISED BUDGET	04/01/11 04/30/11	FISCAL YEAR 201007 EXPENDED THRU 04/30/11	ENCUMBERED THRU 04/30/11	REMAINING ON 04/30/11	PERCENT REMAINING
416 01	6,710.36	100	0.00	120.00		20.00-	20.00-%
416 SEVERELY MULTIPLY IMPAIRED							
420 SPECIAL ED-GENERAL	2,678,589.16	3,828,270	188,513.76	2,532,011.79	4,415.56	1,291,842.65	33.74 %
430 HOMEBOUND	50,898.17	42,463	4,134.26	32,206.85		10,256.15	24.15 %
472 SP ED - HEALTH SERVICES	393,295.77	403,970	51,112.28	305,751.11		98,218.89	24.31 %
473 SP ED - PSYCHOLOGICAL SERV	819,626.45	1,055,506	81,165.00	752,812.43	252.00	302,441.57	28.65 %
474 SP ED - SOCIAL WORK	1,959.69	45,594	3,600.27	30,343.05		15,250.95	33.44 %
** TOTAL PRG SERIES: 400-499 SPECIAL ED INSTRUCT.	21,526,541.60	22,899,929	1,825,547.89	15,831,933.34	11,888.45	7,056,107.21	30.81 %
06 505 COMM SERV - GENERAL	315.40-	0	0.00	0.00		0.00	0.00 %
520 BALC - DIPLOMA	135,057.57	189,695	9,189.66	173,254.22		16,440.78	8.66 %
** TOTAL PRG SERIES: 500-599 COMMUNITY ED & SERV	134,742.17	189,695	9,189.66	173,254.22		16,440.78	8.66 %
600 INSTRUCT SUPPORT	37,367.51-	35,273-	0.00	0.00		35,273.00-	100.00 %
605 GENERAL INSTRUCT SUPPORT	1,336,539.16	1,409,592	116,755.56	1,104,939.08	813.49	303,839.43	21.55 %
610 CURR CONSULT/DEVELOP	1,837,185.54	1,951,399	167,998.45	1,109,638.21	3,754.20	838,006.59	42.94 %
620 EDUCATIONAL MEDIA	989,785.30	912,823	75,611.18	665,029.09	18,670.98	229,122.93	25.10 %
640 STAFF DEVELOPMENT	2,306,365.06	2,565,332	126,689.91	932,052.70	13,972.00	1,619,307.30	63.12 %
680 COMP ASSIST INSTRUCT	1,494,029.50	1,713,922	197,801.77	1,201,923.86	7,951.60	504,046.54	29.40 %
690 OTHR INSTR SUPP SERV	47,039.00	42,495	6,052.38	40,775.65	36.13	1,683.22	3.96 %
** TOTAL PRG SERIES: 600-699 INSTRUC SUPPORT SERV	7,973,576.05	8,560,290	690,909.25	5,054,358.59	45,198.40	3,460,733.01	40.42 %

PRG FD	PRIOR YEAR ACTUAL	REVISED BUDGET	04/01/11 04/30/11	FISCAL YEAR 201007 EXPENDED THRU 04/30/11	ENCUMBERED THRU 04/30/11	REMAINING ON 04/30/11	PERCENT REMAINING
710 01							
710 COUNSELING/GUIDANCE	1,158,382.20	1,060,344	89,447.17	779,983.53		280,360.47	26.44 %
720 HEALTH SERVICES	941,900.06	871,475	58,394.06	635,742.44	4.65	235,727.91	27.04 %
740 ATTEND/SOC WORK SERV	526,440.15	564,901	124,483.13	429,390.05		135,510.95	23.98 %
760 PUPIL TRANSPORTATION	26,536.98	57,904	0.00	0.00		57,904.00	100.00 %
770 FOOD SERVICES	24,328.47	0	3,174.24	29,238.78		29,238.78-	0.00 %
780 ALCOHOL/DRUG PREV PRG	39,855.25	0	0.00	0.00		0.00	0.00 %
790 OTHER PUPIL SUPPORT SERVICES	427,794.28	262,391	19,209.49	204,476.51	4,702.00	53,212.49	20.27 %
791 DIVERSITY/PEER LDRSHP	6,793.93	6,888	729.78	5,836.28		1,051.72	15.26 %
792 PUPIL APPRAISAL	383,024.29	422,445	23,342.93	351,941.50	900.00	69,603.50	16.47 %
** TOTAL PRG SERIES: 700-799 PUPIL SUPPORT SERV	3,535,055.61	3,246,348	318,780.80	2,436,609.09	5,606.65	804,132.26	24.77 %
810 OPERATIONS	6,801,131.10	6,977,466	626,923.21	5,877,716.69	4,365.66	1,095,383.65	15.69 %
811 MAINTENANCE	1,279,737.82	1,143,352	81,662.48	1,003,881.59	102,619.64	36,850.77	3.22 %
850 FACILITIES	1,545,080.95	2,845,395	157,341.27	2,393,807.45	43,849.76	407,737.79	14.32 %
** TOTAL PRG SERIES: 800-899 SITE,BUILDINGS,EQUIP	9,625,949.87	10,966,213	865,926.96	9,275,405.73	150,835.06	1,539,972.21	14.04 %
920 SHORT TERM DEBT	33,909.38	10,000	0.00	0.00		10,000.00	100.00 %
930 EMPLOYEE BENEFITS	0.00	0	51,088.86-	223,163.92		223,163.92-	0.00 %
940 PROPERTY & OTHER INS	202,268.83	500,000	0.00	209,515.44		290,484.56	58.09 %

16

PRG FD	PRIOR YEAR	REVISED BUDGET	04/01/11 04/30/11	FISCAL YEAR 201007 EXPENDED THRU 04/30/11	ENCUMBERED THRU 04/30/11	REMAINING ON 04/30/11	PERCENT REMAINING
950 01							
950 TRANSFERS	4,918,775.83	166,799	0.00	0.00		166,799.00	100.00 %
** TOTAL PRG SERIES: 900-999 FISCAL & OTHER FIXED	5,154,954.04	676,799	51,088.86-	432,679.36		244,119.64	36.06 %
*** 01 GENERAL	107,400,275.02	106,345,185	8,524,184.94	76,389,000.47	300,058.92	29,656,125.61	27.88 %
770 FOOD SERVICES	4,265,454.09	4,048,636	363,375.63	3,225,784.87	34,023.01	788,828.12	19.48 %
** TOTAL PRG SERIES: 700-799 PUPIL SUPPORT SERV	4,265,454.09	4,048,636	363,375.63	3,225,784.87	34,023.01	788,828.12	19.48 %
*** 02 FOOD SERVICE	4,265,454.09	4,048,636	363,375.63	3,225,784.87	34,023.01	788,828.12	19.48 %
760 PUPIL TRANSPORTATION	6,175,031.07	6,361,101	353,710.28	4,690,845.99		1,670,255.01	26.25 %
** TOTAL PRG SERIES: 700-799 PUPIL SUPPORT SERV	6,175,031.07	6,361,101	353,710.28	4,690,845.99		1,670,255.01	26.25 %
930 EMPLOYEE BENEFITS	0.00	0	0.00	15,576.96		15,576.96-	0.00 %
** TOTAL PRG SERIES: 900-999 FISCAL & OTHER FIXED	0.00	0	0.00	15,576.96		15,576.96-	0.00 %
*** 03 TRANSPORTATION	6,175,031.07	6,361,101	353,710.28	4,706,422.95		1,654,678.05	26.01 %
505 COMM SERV - GENERAL	320,042.38	555,615	46,791.39	292,765.41		262,849.59	47.30 %
510 ADULT EDUCATION	300,002.48	350,798	38,173.97	244,177.58		106,620.42	30.39 %
511 ADULT RECREATION	12,730.71	11,229	2,132.41	6,730.88		4,498.12	40.05 %
520 ADULT BASIC ED	513,802.86	522,201	42,479.10	425,301.20	1,333.16	95,566.64	18.30 %
550 PRESCHOOL	223,067.37	240,063	23,488.48	197,256.82		42,806.18	17.83 %
551 ELEMENTARY	320,552.50	271,048	19,690.85	252,431.50		18,616.50	6.86 %
552 SECONDARY	131,268.13	124,746	20,755.15	101,704.97		23,041.03	18.47 %
553 GTI GIFTED/TALENTED	55,917.43	52,345	231.03	43,656.49		8,688.51	16.59 %
554 SES	60,392.44	53,645	1,022.31	35,401.78		18,243.22	34.00 %

26

PRG FD	PRIOR YEAR ACTUAL	REVISED BUDGET	04/01/11 04/30/11	FISCAL YEAR 201007 EXPENDED THRU 04/30/11	ENCUMBERED THRU 04/30/11	REMAINING ON 04/30/11	PERCENT REMAINING
560 RECREATION	175,215.00	139,427	8,980.07	115,647.25		23,779.75	17.05 %
570 PROJECT KIDS	2,248,574.70	1,966,506	169,833.34	1,645,263.50		321,242.50	16.33 %
571 PROJ KIDS - PRESCHOOL	1,120,424.26	962,176	83,806.33	775,914.74		186,261.26	19.35 %
580 EARLY CHILD & FAMILY ED	561,310.60	549,923	37,402.88	385,190.51		164,732.49	29.95 %
582 SCHOOL READINESS	120,386.41	112,122	5,963.00	59,074.01		53,047.99	47.31 %
583 PRESCHOOL SCREENING	48,368.05	52,443	5,882.19	44,518.82		7,924.18	15.11 %
585 YOUTH DEV/SERV	67,931.61	77,202	7,102.87	58,116.20		19,085.80	24.72 %
586 AFTER SCHOOL ENRICHMENT	64,516.84	59,330	5,501.38	45,584.45		13,745.55	23.16 %
590 OTHER COMM SERVICES	436,085.18	470,188	17,820.15	234,841.74	5,214.69	230,131.57	48.94 %
** TOTAL PRG SERIES: 500-599 COMMUNITY ED & SERV	6,780,588.95	6,571,007	537,056.90	4,963,577.85	6,547.85	1,600,881.30	24.36 %
*** 04 COMMUNITY SERVICE	6,780,588.95	6,571,007	537,056.90	4,963,577.85	6,547.85	1,600,881.30	24.36 %
850 FACILITIES	10,030,899.92	2,800,000	48,161.71	1,064,793.05	212,213.41	1,522,993.54	54.39 %
** TOTAL PRG SERIES: 800-899 SITE,BUILDINGS,EQUIP	10,030,899.92	2,800,000	48,161.71	1,064,793.05	212,213.41	1,522,993.54	54.39 %
*** 06 CAPITAL PROJECTS	10,030,899.92	2,800,000	48,161.71	1,064,793.05	212,213.41	1,522,993.54	54.39 %
910 DEBT RED-BOND'D DEBT	6,989,932.08	7,004,482	0.00	7,586,132.50		581,650.50-	8.30-%
** TOTAL PRG SERIES: 900-999 FISCAL & OTHER FIXED	6,989,932.08	7,004,482	0.00	7,586,132.50		581,650.50-	8.30-%
*** 07 DEBT SERVICE	6,989,932.08	7,004,482	0.00	7,586,132.50		581,650.50-	8.30-%
050 SCHOOL ADMINISTRATION	48,510.37	83,250	2,283.00	32,296.27		50,953.73	61.20 %
** TOTAL PRG SERIES: 000-099 ADMINISTRATION	48,510.37	83,250	2,283.00	32,296.27		50,953.73	61.20 %
110 BUSINESS SERVICES	24,069.96	37,000	1,642.09	14,346.83		22,653.17	61.22 %
** TOTAL PRG SERIES: 100-199 DIST. SUPPORT SERV.	24,069.96	37,000	1,642.09	14,346.83		22,653.17	61.22 %

93

PRG FD	PRIOR YEAR ACTUAL	< - - - - - REVISED BUDGET	FISCAL YEAR 201007				REMAINING ON 04/30/11	PERCENT REMAINING
			04/01/11 04/30/11	EXPENDED THRU 04/30/11	ENCUMBERED THRU 04/30/11			
211 08								
211 SECONDARY ED-GENERAL	789,018.91	740,000	60,818.14	534,280.45		205,719.55	27.79 %	
** TOTAL PRG SERIES: 200-299 REGULAR INSTRUCTION	789,018.91	740,000	60,818.14	534,280.45		205,719.55	27.79 %	
505 COMM SERV - GENERAL	42,312.99	46,250	1,971.43	36,461.28		9,788.72	21.16 %	
** TOTAL PRG SERIES: 500-599 COMMUNITY ED & SERV	42,312.99	46,250	1,971.43	36,461.28		9,788.72	21.16 %	
605 GEN INSTRUCT SUPPORT	24,102.61	0	2,276.98	18,032.26		18,032.26-	0.00 %	
** TOTAL PRG SERIES: 600-699 INSTRUC SUPPORT SERV	24,102.61	0	2,276.98	18,032.26		18,032.26-	0.00 %	
770 FOOD SERVICES	4,816.24	2,775	2,000.00	3,863.77		1,088.77-	39.23-%	
** TOTAL PRG SERIES: 700-799 PUPIL SUPPORT SERV	4,816.24	2,775	2,000.00	3,863.77		1,088.77-	39.23-%	
810 OPERATIONS	23,127.30	15,725	1,471.56	11,130.13		4,594.87	29.22 %	
** TOTAL PRG SERIES: 800-899 SITE,BUILDINGS,EQUIP	23,127.30	15,725	1,471.56	11,130.13		4,594.87	29.22 %	
*** 08 FLEX BENEFIT FUND	955,958.38	925,000	72,463.20	650,410.99		274,589.01	29.68 %	
790 OTHER PUPIL SUPP SER	58,357.75	42,000	8,131.00	20,751.25	100.00	21,148.75	50.35 %	
** TOTAL PRG SERIES: 700-799 PUPIL SUPPORT SERV	58,357.75	42,000	8,131.00	20,751.25	100.00	21,148.75	50.35 %	
*** 09 SCHOLARSHIP FUND	58,357.75	42,000	8,131.00	20,751.25	100.00	21,148.75	50.35 %	
930 EMPLOYEE BENEFITS	75,222.94	0	0.00	0.00		0.00	0.00 %	
** TOTAL PRG SERIES: 900-999 FISCAL & OTHER FIXED	75,222.94	0	0.00	0.00		0.00	0.00 %	
*** 10 PRIN EARLY RET INS FUND	75,222.94	0	0.00	0.00		0.00	0.00 %	
212 ART	0.00	0	0.00	2,058.50		2,058.50-	0.00 %	
** TOTAL PRG SERIES: 200-299 REGULAR INSTRUCTION	0.00	0	0.00	2,058.50		2,058.50-	0.00 %	
*** 11 RHEAUME EDUCATIONAL FUND	0.00	0	0.00	2,058.50		2,058.50-	0.00 %	
790 OTHER PUPIL SUPPORT SERVICES	82,057.89	95,264	14,383.71	86,182.84		9,081.16	9.53 %	
** TOTAL PRG SERIES: 700-799 PUPIL SUPPORT SERV	82,057.89	95,264	14,383.71	86,182.84		9,081.16	9.53 %	
*** 15 CAFE	82,057.89	95,264	14,383.71	86,182.84		9,081.16	9.53 %	

96

PRG FD	PRIOR YEAR ACTUAL	FISCAL YEAR 201007					REMAINING ON 04/30/11	PERCENT REMAINING
		< - - - - - REVISED BUDGET	04/01/11 04/30/11	EXPENDED THRU 04/30/11	ENCUMBERED THRU 04/30/11			
050 SCHOOL ADMINISTRATION ** TOTAL PRG SERIES: 000-099 ADMINISTRATION	44,180.40	43,500	3,511.80	35,488.37		8,011.63	18.41 %	
105 GEN ADMIN SUPPORT ** TOTAL PRG SERIES: 100-199 DIST. SUPPORT SERV.	17,192.27	16,300	1,353.19	13,714.39		2,585.61	15.86 %	
203 INTERMEDIATE (4-6) ** TOTAL PRG SERIES: 200-299 REGULAR INSTRUCTION	461,489.16	424,000	35,588.86	360,833.58		63,166.42	14.89 %	
399 VOCATIONAL-GENERAL ** TOTAL PRG SERIES: 300-399 VOCATIONAL INSTRUC.	12,274.56	12,000	973.01	9,840.57		2,159.43	17.99 %	
420 SPECIAL ED-GENERAL ** TOTAL PRG SERIES: 400-499 SPECIAL ED INSTRUC.	219,110.72	208,000	17,273.51	174,982.26		33,017.74	15.87 %	
505 COMM SERV - GENERAL ** TOTAL PRG SERIES: 500-599 COMMUNITY ED & SERV	60,843.90	57,600	4,802.72	48,633.70		8,966.30	15.56 %	
605 GEN INSTRUCT SUPPORT ** TOTAL PRG SERIES: 600-699 INSTRUC SUPPORT SERV	31,234.97	29,400	2,472.22	25,014.44		4,385.56	14.91 %	
790 OTHER PUPIL SUPPORT SERVICES ** TOTAL PRG SERIES: 700-799 PUPIL SUPPORT SERV	71,209.20	67,400	5,625.36	56,950.46		10,449.54	15.50 %	
810 OPERATIONS ** TOTAL PRG SERIES: 800-899 SITE,BUILDINGS,EQUIP *** 20 ISF - DENTAL	46,312.10 46,312.10 963,847.28	42,400 42,400 900,600	3,576.36 3,576.36 75,177.03	36,452.52 36,452.52 761,910.29		5,947.48 5,947.48 138,689.71	14.02 % 14.02 % 15.39 %	
030 ASSIST SUP'T	0.00	21,000	79,879.71-	0.00		21,000.00	100.00 %	

66

PRG FD	PRIOR YEAR ACTUAL	REVISED BUDGET	FISCAL YEAR 201007				REMAINING ON 04/30/11	PERCENT REMAINING
			< 04/01/11 04/30/11	EXPENDED THRU 04/30/11	ENCUMBERED THRU 04/30/11	>		
050 SCHOOL ADMINISTRATION	495,308.85	225,000	216,399.93-	173,301.37-		398,301.37	177.02 %	
** TOTAL PRG SERIES: 000-099 ADMINISTRATION	495,308.85	246,000	296,279.64-	173,301.37-		419,301.37	170.44 %	
110 BUSINESS SERVICES	0.00	0	0.00	18,488.54		18,488.54-	0.00 %	
160 HUMAN RESOURCES	0.00	0	79,953.47-	0.00		0.00	0.00 %	
** TOTAL PRG SERIES: 100-199 DIST. SUPPORT SERV.	0.00	0	79,953.47-	18,488.54		18,488.54-	0.00 %	
211 SECONDARY ED-GENERAL	384,155.68-	750,000	0.00	37,230.01		712,769.99	95.03 %	
** TOTAL PRG SERIES: 200-299 REGULAR INSTRUCTION	384,155.68-	750,000	0.00	37,230.01		712,769.99	95.03 %	
810 OPERATIONS	0.00	0	0.00	807.38		807.38-	0.00 %	
** TOTAL PRG SERIES: 800-899 SITE,BUILDINGS,EQUIP	0.00	0	0.00	807.38		807.38-	0.00 %	
*** 21 ISF - POST RETIREMENT BENEFIT	111,153.17	996,000	376,233.11-	116,775.44-		1,112,775.44	111.72 %	
105 GEN ADMIN SUPPORT	0.00	13,393,410	0.00	0.00		13,393,410.00	100.00 %	
** TOTAL PRG SERIES: 100-199 DIST. SUPPORT SERV.	0.00	13,393,410	0.00	0.00		13,393,410.00	100.00 %	
*** 22 ISF - HEALTH SELECT 105	0.00	13,393,410	0.00	0.00		13,393,410.00	100.00 %	
050 SCHOOL ADMINISTRATION	46,236.10	50,603	8,513.08	95,293.46		44,690.46-	88.31-%	
** TOTAL PRG SERIES: 000-099 ADMINISTRATION	46,236.10	50,603	8,513.08	95,293.46		44,690.46-	88.31-%	
110 BUSINESS SERVICES	77,998.28	80,946	8,869.25	88,692.50		7,746.50-	9.56-%	
** TOTAL PRG SERIES: 100-199 DIST. SUPPORT SERV.	77,998.28	80,946	8,869.25	88,692.50		7,746.50-	9.56-%	
211 SECONDARY ED-GENERAL	497,799.79	561,930	49,896.48	508,903.84		53,026.16	9.43 %	
** TOTAL PRG SERIES: 200-299 REGULAR INSTRUCTION	497,799.79	561,930	49,896.48	508,903.84		53,026.16	9.43 %	
810 OPERATIONS	35.00	77	0.00	0.00		77.00	100.00 %	
** TOTAL PRG SERIES: 800-899 SITE,BUILDINGS,EQUIP	35.00	77	0.00	0.00		77.00	100.00 %	

99

PRG FD	PRIOR YEAR ACTUAL	< - - - - - REVISED BUDGET	FISCAL YEAR 201007				REMAINING ON 04/30/11	PERCENT REMAINING
			04/01/11 04/30/11	EXPENDED THRU 04/30/11	ENCUMBERED THRU 04/30/11			
935 25								
935 OPEB RETIREE CONTRIBUTIONS	1,497,862.87	1,495,000	41,105.29	429,199.14		1,065,800.86	71.29 %	
** TOTAL PRG SERIES: 900-999 FISCAL & OTHER FIXED	1,497,862.87	1,495,000	41,105.29	429,199.14		1,065,800.86	71.29 %	
*** 25 OPEB REVOCABLE TRUST	2,119,932.04	2,188,556	108,384.10	1,122,088.94		1,066,467.06	48.72 %	
910 DEBT RED-BOND'D DEBT	781,890.00	1,572,650	0.00	987,650.00		585,000.00	37.19 %	
** TOTAL PRG SERIES: 900-999 FISCAL & OTHER FIXED	781,890.00	1,572,650	0.00	987,650.00		585,000.00	37.19 %	
*** 47 POST EMPLOYMENT BENEFITS	781,890.00	1,572,650	0.00	987,650.00		585,000.00	37.19 %	
*** REPORT TOTALS:	146,790,600.58	153,243,891	9,728,795.39	101,449,989.06	552,943.19	51,240,958.75	33.43 %	

BURNSVILLE-EAGAN-SAVAGE

Independent School District 191

DISTRICT EXPENDITURES

BY

BUILDING / ORGANIZATIONAL UNIT

WITHIN FUND

April, 2011

ACCT STATUS: Active and Next Year Accts ACCOUNT RANGES: 01 TO 99-999
 ZERO BALANCES: Suppress Zero Balances
 SORTED BY: ACCOUNT FD ORG
 SUBTOTALLED BY: ACCOUNT FD ORG
 SERIES TOTALS: ACCOUNT ORG
 PAGE BREAK ON: <None Selected>

ORG FD	PRIOR YEAR ACTUAL	< - - - - - REVISIED BUDGET	04/01/11 04/30/11	FISCAL YEAR 201007 EXPENDED THRU 04/30/11	ENCUMBERED THRU 04/30/11	REMAINING ON 04/30/11	PERCENT REMAINING
005 01							
005 DISTRICTWIDE	12,513,122.06	10,238,700	669,180.10	7,639,686.02	138,408.50	2,460,605.48	24.03 %
006 ADMIN BLDG	30,833.33	26,900	2,541.32	22,199.09		4,700.91	17.47 %
007 ENVISION-PERFORMING ARTS CTR	312,532.03	231,024	14,217.49	153,922.60		77,101.40	33.37 %
008 DIAMONDHEAD	786,623.55	827,027	63,323.61	580,629.62	7,263.00	239,134.38	28.91 %
014 BURNSVILLE SR HIGH	17,626,414.82	17,607,076	1,478,212.56	12,516,430.21	29,074.86	5,061,570.93	28.74 %
015 METCALF JR HIGH	5,837,633.73	5,645,577	467,974.59	4,075,036.12	3,878.37	1,566,662.51	27.75 %
066 EAGLE RIDGE JR HIGH	5,888,483.34	5,738,044	485,288.68	4,152,297.71	12,800.28	1,572,946.01	27.41 %
085 NICOLLET JR HIGH	5,544,200.98	6,249,589	465,761.48	4,873,209.17	28,569.60	1,347,810.23	21.56 %
** TOTAL ORG SERIES: 000-099 DISTRICT WIDE	48,539,843.84	46,563,937	3,646,499.83	34,013,410.54	219,994.61	12,330,531.85	26.48 %
100 ELEMENTARY SERVICES	527,348.29	332,616	51,629.58	374,933.39		42,317.39-	12.72-%
** TOTAL ORG SERIES: 100-199 ELEMENTARY SERVICES	527,348.29	332,616	51,629.58	374,933.39		42,317.39-	12.72-%
200 ELE/SEC SERVICES	7,593,805.53	8,459,768	585,956.10	5,790,958.02	34,031.83	2,634,778.15	31.14 %
299 SUMMER SCHOOL	32,902.65	28,250	0.00	36,663.75		8,413.75-	29.78-%
** TOTAL ORG SERIES: 200-299 ELEM/SECOND SERVICES	7,626,708.18	8,488,018	585,956.10	5,827,621.77	34,031.83	2,626,364.40	30.94 %
300 SECONDARY SERVICES	637,392.05	587,379	40,897.19	427,781.80	0.01	159,597.19	27.17 %
314 BALC - SECONDARY	264,695.11	450,118	30,945.34	276,244.82		173,873.18	38.62 %

66

ORG FD	PRIOR YEAR ACTUAL	REVISED BUDGET	< 04/01/11 04/30/11	FISCAL YEAR 201007 EXPENDED THRU 04/30/11	ENCUMBERED THRU 04/30/11	REMAINING ON 04/30/11	PERCENT REMAINING
315 01							
315 BALC - ELEM/JRH	510,854.63	700,116	45,457.54	566,713.23		133,402.77	19.05 %
** TOTAL ORG SERIES: 300-399 SECONDARY SERVICES	1,412,941.79	1,737,613	117,300.07	1,270,739.85	0.01	466,873.14	26.86 %
414 BESTransition SERVICES	768,382.37	787,565	65,709.09	570,684.02	109.74	216,771.24	27.52 %
481 CEDAR ELEMENTARY	3,375,876.60	3,469,987	304,162.92	2,457,648.67	4,044.45	1,008,293.88	29.05 %
482 GIDEON POND ELEMENTARY	3,038,674.70	2,992,033	253,794.95	2,128,036.05	2,408.50	861,588.45	28.79 %
483 EDW NEILL ELEMENTARY	4,067,438.32	3,946,697	346,199.64	2,902,530.28	2,902.95	1,041,263.77	26.38 %
484 MARION W SAVAGE ELEMENTARY	4,435,453.75	4,544,181	380,636.00	3,217,596.10	4,877.41	1,321,707.49	29.08 %
100485 SIOUX TRAIL ELEMENTARY	3,386,672.47	3,585,352	295,903.93	2,446,217.49	2,868.24	1,136,266.27	31.69 %
486 VISTA VIEW ELEMENTARY	3,891,070.29	3,957,478	332,950.68	2,811,104.80	1,605.69	1,144,767.51	28.92 %
487 BYRNE ELEMENTARY	4,103,723.17	3,936,386	328,157.17	2,835,624.48	4,798.76	1,095,962.76	27.84 %
488 RAHN ELEMENTARY	3,388,325.62	3,566,744	298,901.28	2,522,503.92	2,600.28	1,041,639.80	29.20 %
489 SKY OAKS ELEMENTARY	5,091,002.57	4,652,623	373,856.31	3,275,301.89	4,403.07	1,372,918.04	29.50 %
490 HIDDEN VALLEY ELEMENTARY	5,427,037.91	5,489,777	454,527.31	3,885,326.07	3,597.84	1,600,853.09	29.16 %
491 HARRIET BISHOP ELEMENTARY	4,680,496.15	4,419,570	378,370.70	3,224,232.15	9,061.50	1,186,276.35	26.84 %
** TOTAL ORG SERIES: 400-499 UNDEFINED ORG SERIES	45,654,153.92	45,348,393	3,813,169.98	32,276,805.92	43,278.43	13,028,308.65	28.72 %
500 ABE - AREA LEARNING CENTER	161,594.55	240,242	10,960.37	187,419.90		52,822.10	21.98 %
509 VALE	1,645,063.29	1,531,090	125,332.81	1,057,507.89	1,199.48	472,382.63	30.85 %

ORG FD	PRIOR YEAR ACTUAL	REVISED BUDGET	< 04/01/11 04/30/11	FISCAL YEAR 201007 EXPENDED THRU 04/30/11	ENCUMBERED THRU 04/30/11	REMAINING ON 04/30/11	PERCENT REMAINING
514 CEDAR ALTERNATIVE	1,656,206.93	1,898,503	162,486.44	1,226,089.71	1,474.76	670,938.53	35.34 %
516 ANTHONY LEWIS CENTER	39,668.77	39,700	3,312.38	26,822.13		12,877.87	32.43 %
520 OPTIONS TREATMENT CENTER	40,219.11	84,307	5,584.99	50,050.85		34,256.15	40.63 %
530 SUMMER ESY K-12 STRETCH PROG	71,721.90	58,394	566.86	62,443.97		4,049.97-	6.93-%
** TOTAL ORG SERIES: 500-599 COMMUNITY SERVICE	3,614,474.55	3,852,236	308,243.85	2,610,334.45	2,674.24	1,239,227.31	32.16 %
701 ST JOHN'S	24,804.45	22,372	1,385.53	15,154.55	79.80	7,137.65	31.90 %
** TOTAL ORG SERIES: 700-799 NONPUBLIC SCHOOL	24,804.45	22,372	1,385.53	15,154.55	79.80	7,137.65	31.90 %
*** 01 GENERAL	107,400,275.02	106,345,185	8,524,184.94	76,389,000.47	300,058.92	29,656,125.61	27.88 %
1005 DISTRICTWIDE	821,352.31	795,687	35,479.44	497,660.60	34,023.01	264,003.39	33.17 %
014 BURNSVILLE SR HIGH	676,213.60	607,159	66,491.85	481,005.25		126,153.75	20.77 %
015 METCALF JR HIGH	333,798.35	325,599	32,162.55	274,271.23		51,327.77	15.76 %
066 EAGLE RIDGE JR HIGH	332,115.57	304,084	27,255.59	258,995.68		45,088.32	14.82 %
085 NICOLLET JR HIGH	287,007.43	283,754	25,971.51	214,092.56		69,661.44	24.54 %
** TOTAL ORG SERIES: 000-099 DISTRICT WIDE	2,450,487.26	2,316,283	187,360.94	1,726,025.32	34,023.01	556,234.67	24.01 %
482 GIDEON POND ELEMENTARY	165,412.78	156,164	16,593.21	137,848.11		18,315.89	11.72 %
483 EDW NEILL ELEMENTARY	167,964.27	157,250	15,901.44	135,253.05		21,996.95	13.98 %
484 MARION W SAVAGE ELEMENTARY	178,848.68	175,270	18,002.59	149,983.97		25,286.03	14.42 %
485 SIOUX TRAIL ELEMENTARY	164,522.26	157,972	15,973.59	134,756.10		23,215.90	14.69 %

ORG FD	PRIOR YEAR ACTUAL	REVISED BUDGET	04/01/11 04/30/11	FISCAL YEAR 201007 EXPENDED THRU 04/30/11	ENCUMBERED THRU 04/30/11	REMAINING ON 04/30/11	PERCENT REMAINING
486 02							
486 VISTA VIEW ELEMENTARY	182,144.33	177,137	17,710.84	147,942.37		29,194.63	16.48 %
487 BYRNE ELEMENTARY	171,273.00	168,997	15,761.00	140,236.03		28,760.97	17.01 %
488 RAHN ELEMENTARY	147,923.97	145,218	16,224.21	126,570.80		18,647.20	12.84 %
489 SKY OAKS ELEMENTARY	227,751.52	186,945	19,021.51	176,239.03		10,705.97	5.72 %
490 HIDDEN VALLEY ELEMENTARY	212,270.56	207,735	20,318.07	179,863.22		27,871.78	13.41 %
491 HARRIET BISHOP ELEMENTARY	196,855.46	199,665	20,508.23	171,066.87		28,598.13	14.32 %
** TOTAL ORG SERIES: 400-499 UNDEFINED ORG SERIES	1,814,966.83	1,732,353	176,014.69	1,499,759.55		232,593.45	13.42 %
*** 02 FOOD SERVICE	4,265,454.09	4,048,636	363,375.63	3,225,784.87	34,023.01	788,828.12	19.48 %
102 005 DISTRICTWIDE	6,175,031.07	6,361,101	353,710.28	4,706,422.95		1,654,678.05	26.01 %
** TOTAL ORG SERIES: 000-099 DISTRICT WIDE	6,175,031.07	6,361,101	353,710.28	4,706,422.95		1,654,678.05	26.01 %
*** 03 TRANSPORTATION	6,175,031.07	6,361,101	353,710.28	4,706,422.95		1,654,678.05	26.01 %
005 DISTRICTWIDE	41,781.07-	40,639-	0.00	0.00		40,639.00-	100.00 %
008 DIAMONDHEAD	1,194.85-	0	0.00	0.00		0.00	0.00 %
014 BURNSVILLE SR HIGH	55,437.85	25,280	1,193.04	19,783.00		5,497.00	21.74 %
** TOTAL ORG SERIES: 000-099 DISTRICT WIDE	12,461.93	15,359-	1,193.04	19,783.00		35,142.00-	228.80 %
482 GIDEON POND ELEMENTARY	39,664.12	44,964	3,833.75	34,859.17		10,104.83	22.47 %
483 EDW NEILL ELEMENTARY	52,546.70	52,631	4,358.45	36,746.88		15,884.12	30.18 %
484 MARION W SAVAGE ELEMENTARY	51,249.03	60,472	4,945.61	42,895.05		17,576.95	29.06 %
485 SIOUX TRAIL ELEMENTARY	309,507.21	264,692	17,474.28	197,636.81		67,055.19	25.33 %

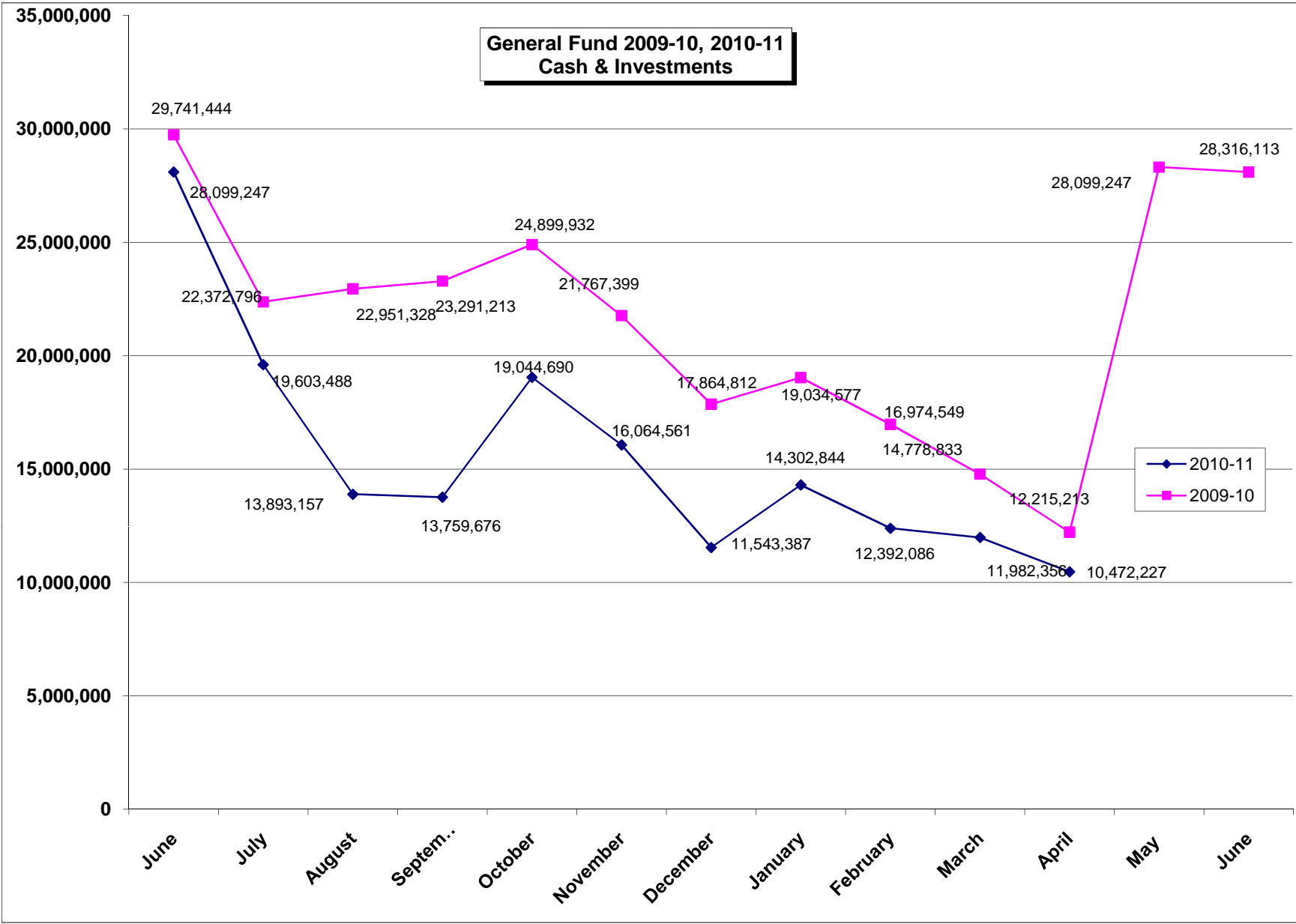
ORG FD	PRIOR YEAR ACTUAL	REVISED BUDGET	04/01/11 04/30/11	FISCAL YEAR 201007 EXPENDED THRU 04/30/11	ENCUMBERED THRU 04/30/11	REMAINING ON 04/30/11	PERCENT REMAINING
486 04							
486 VISTA VIEW ELEMENTARY	277,158.53	200,276	20,326.02	176,567.64		23,708.36	11.83 %
487 BYRNE ELEMENTARY	65,176.75	63,118	6,807.82	49,477.33		13,640.67	21.61 %
488 RAHN ELEMENTARY	73,109.25	60,228	5,917.26	48,436.98		11,791.02	19.57 %
489 SKY OAKS ELEMENTARY	379,325.16	355,517	33,345.49	290,383.21		65,133.79	18.32 %
490 HIDDEN VALLEY ELEMENTARY	371,628.78	294,768	22,342.12	265,415.21		29,352.79	9.95 %
491 HARRIET BISHOP ELEMENTARY	295,466.35	315,056	24,991.68	270,160.95		44,895.05	14.24 %
** TOTAL ORG SERIES: 400-499 UNDEFINED ORG SERIES	1,914,831.88	1,711,722	144,342.48	1,412,579.23		299,142.77	17.47 %
103 500 ABE - AREA LEARNING CENTER	4,754,913.95	4,736,418	386,801.43	3,456,509.65	6,517.85	1,273,390.50	26.88 %
** TOTAL ORG SERIES: 500-599 COMMUNITY SERVICE	4,754,913.95	4,736,418	386,801.43	3,456,509.65	6,517.85	1,273,390.50	26.88 %
701 ST JOHN'S	91,730.52	102,026	4,338.98	71,878.61	30.00	30,117.39	29.51 %
704 TESSERACT SCHOOL	953.75	5,161	0.00	0.00		5,161.00	100.00 %
705 CYRPUS	0.00	1,032	0.00	0.00		1,032.00	100.00 %
799 HOME SCHOOLS	5,696.92	30,007	380.97	2,827.36		27,179.64	90.57 %
** TOTAL ORG SERIES: 700-799 NONPUBLIC SCHOOL	98,381.19	138,226	4,719.95	74,705.97	30.00	63,490.03	45.93 %
*** 04 COMMUNITY SERVICE	6,780,588.95	6,571,007	537,056.90	4,963,577.85	6,547.85	1,600,881.30	24.36 %
005 DISTRICTWIDE	169,415.80	0	48,161.71	116,940.62	53,145.21	170,085.83-	0.00 %
006 ADMIN BLDG	20,557.00	0	0.00	0.00		0.00	0.00 %
014 BURNSVILLE SR HIGH	4,567,699.61	2,525,000	0.00	830,301.32	75,011.75	1,619,686.93	64.14 %

ORG FD	PRIOR YEAR ACTUAL	REVISED BUDGET	04/01/11 04/30/11	FISCAL YEAR 201007 EXPENDED THRU 04/30/11	ENCUMBERED THRU 04/30/11	REMAINING ON 04/30/11	PERCENT REMAINING
015 06	4,515,068.89	225,000	0.00	94,874.11		130,125.89	57.83 %
015 METCALF JR HIGH							
066 EAGLE RIDGE JR HIGH	0.00	0	0.00	0.00	38,150.45	38,150.45-	0.00 %
** TOTAL ORG SERIES: 000-099 DISTRICT WIDE	9,272,741.30	2,750,000	48,161.71	1,042,116.05	166,307.41	1,541,576.54	56.05 %
482 GIDEON POND ELEMENTARY	3,731.00	0	0.00	0.00		0.00	0.00 %
483 EDW NEILL ELEMENTARY	22,931.53	0	0.00	0.00		0.00	0.00 %
484 MARION W SAVAGE ELEMENTARY	103,448.11	0	0.00	0.00		0.00	0.00 %
486 VISTA VIEW ELEMENTARY	77,295.55	50,000	0.00	20,992.00		29,008.00	58.01 %
104 488 RAHN ELEMENTARY	252,027.18	0	0.00	1,685.00		1,685.00-	0.00 %
489 SKY OAKS ELEMENTARY	3,223.00	0	0.00	0.00		0.00	0.00 %
490 HIDDEN VALLEY ELEMENTARY	150,219.63	0	0.00	0.00	45,906.00	45,906.00-	0.00 %
** TOTAL ORG SERIES: 400-499 UNDEFINED ORG SERIES	612,876.00	50,000	0.00	22,677.00	45,906.00	18,583.00-	37.16-%
514 CEDAR ALTERNATIVE	145,282.62	0	0.00	0.00		0.00	0.00 %
** TOTAL ORG SERIES: 500-599 COMMUNITY SERVICE	145,282.62	0	0.00	0.00		0.00	0.00 %
*** 06 CAPITAL PROJECTS	10,030,899.92	2,800,000	48,161.71	1,064,793.05	212,213.41	1,522,993.54	54.39 %
005 DISTRICTWIDE	6,989,932.08	7,004,482	0.00	7,586,132.50		581,650.50-	8.30-%
** TOTAL ORG SERIES: 000-099 DISTRICT WIDE	6,989,932.08	7,004,482	0.00	7,586,132.50		581,650.50-	8.30-%
*** 07 DEBT SERVICE	6,989,932.08	7,004,482	0.00	7,586,132.50		581,650.50-	8.30-%
005 DISTRICTWIDE	955,958.38	925,000	72,463.20	650,410.99		274,589.01	29.68 %
** TOTAL ORG SERIES: 000-099 DISTRICT WIDE	955,958.38	925,000	72,463.20	650,410.99		274,589.01	29.68 %
*** 08 FLEX BENEFIT FUND	955,958.38	925,000	72,463.20	650,410.99		274,589.01	29.68 %

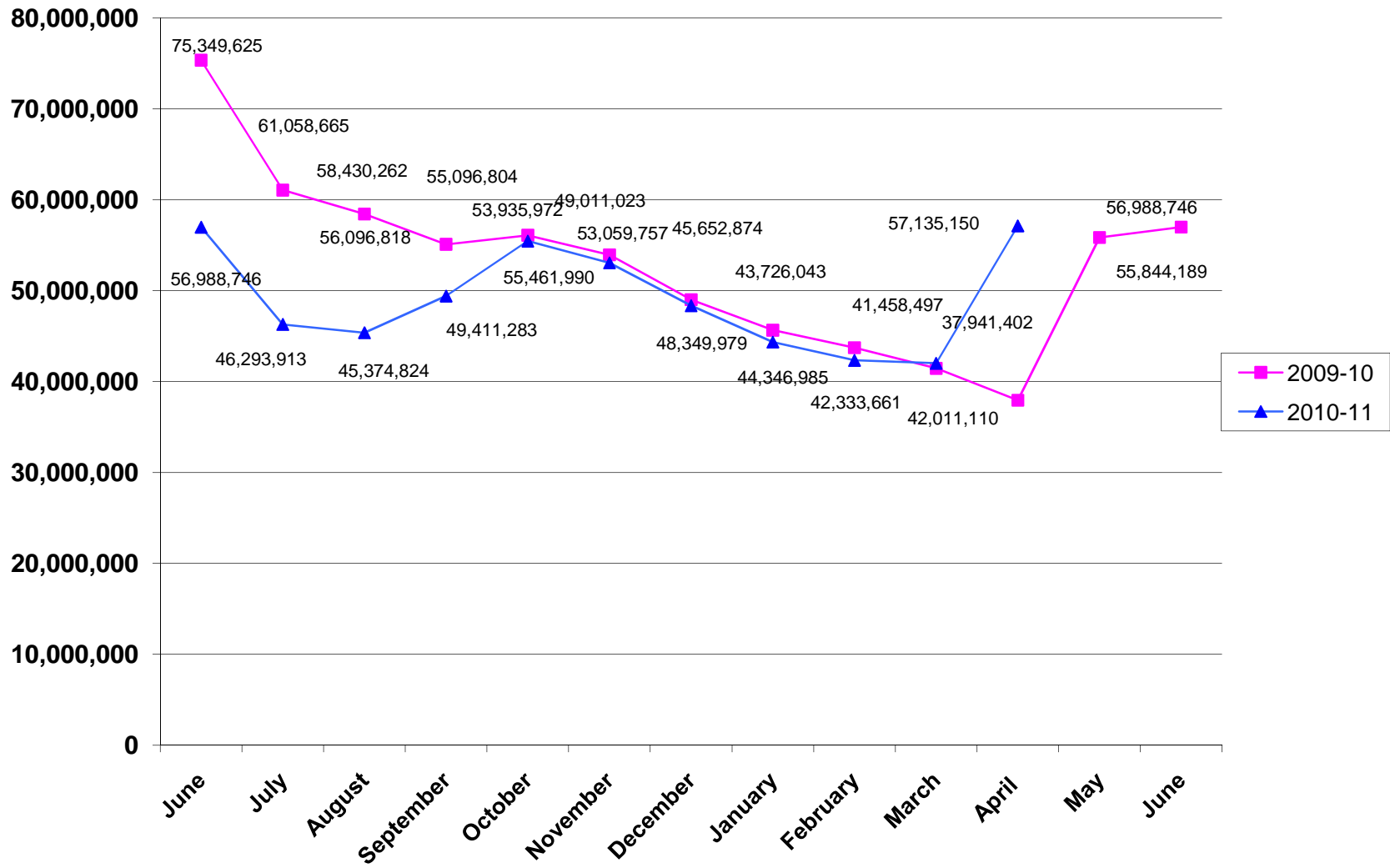
ORG FD	PRIOR YEAR ACTUAL	REVISED BUDGET	FISCAL YEAR 201007					PERCENT REMAINING
			04/01/11 TO 04/30/11	EXPENDED THRU 04/30/11	ENCUMBERED THRU 04/30/11	REMAINING ON 04/30/11		
300 09								
300 SECONDARY SERVICES	58,357.75	42,000	8,131.00	20,751.25	100.00	21,148.75	50.35 %	
** TOTAL ORG SERIES: 300-399	58,357.75	42,000	8,131.00	20,751.25	100.00	21,148.75	50.35 %	
SECONDARY SERVICES								
*** 09 SCHOLARSHIP FUND	58,357.75	42,000	8,131.00	20,751.25	100.00	21,148.75	50.35 %	
005 DISTRICTWIDE	75,222.94	0	0.00	0.00		0.00	0.00 %	
** TOTAL ORG SERIES: 000-099	75,222.94	0	0.00	0.00		0.00	0.00 %	
DISTRICT WIDE								
*** 10 PRIN EARLY RET INS FUND	75,222.94	0	0.00	0.00		0.00	0.00 %	
005 DISTRICTWIDE	0.00	0	0.00	2,058.50		2,058.50-	0.00 %	
** TOTAL ORG SERIES: 000-099	0.00	0	0.00	2,058.50		2,058.50-	0.00 %	
DISTRICT WIDE								
*** 11 RHEAUME EDUCATIONAL FUND	0.00	0	0.00	2,058.50		2,058.50-	0.00 %	
008 CAFE	82,057.89	95,264	14,383.71	86,182.84		9,081.16	9.53 %	
** TOTAL ORG SERIES: 000-099	82,057.89	95,264	14,383.71	86,182.84		9,081.16	9.53 %	
DISTRICT WIDE								
*** 15 CAFE	82,057.89	95,264	14,383.71	86,182.84		9,081.16	9.53 %	
005 DISTRICTWIDE	963,847.28	900,600	75,177.03	761,910.29		138,689.71	15.39 %	
** TOTAL ORG SERIES: 000-099	963,847.28	900,600	75,177.03	761,910.29		138,689.71	15.39 %	
DISTRICT WIDE								
*** 20 ISF - DENTAL	963,847.28	900,600	75,177.03	761,910.29		138,689.71	15.39 %	
005 DISTRICTWIDE	111,153.17	996,000	376,233.11-	116,775.44-		1,112,775.44	111.72 %	
** TOTAL ORG SERIES: 000-099	111,153.17	996,000	376,233.11-	116,775.44-		1,112,775.44	111.72 %	
DISTRICT WIDE								
*** 21 ISF - POST RETIREMENT BENEFIT	111,153.17	996,000	376,233.11-	116,775.44-		1,112,775.44	111.72 %	
005 DISTRICTWIDE	0.00	13,393,410	0.00	0.00		13,393,410.00	100.00 %	
** TOTAL ORG SERIES: 000-099	0.00	13,393,410	0.00	0.00		13,393,410.00	100.00 %	
DISTRICT WIDE								
*** 22 ISF - HEALTH SELECT 105	0.00	13,393,410	0.00	0.00		13,393,410.00	100.00 %	
005 DISTRICTWIDE	2,119,932.04	2,188,556	108,384.10	1,122,088.94		1,066,467.06	48.72 %	
** TOTAL ORG SERIES: 000-099	2,119,932.04	2,188,556	108,384.10	1,122,088.94		1,066,467.06	48.72 %	
DISTRICT WIDE								
*** 25 OPEB REVOCABLE TRUST	2,119,932.04	2,188,556	108,384.10	1,122,088.94		1,066,467.06	48.72 %	
005 DISTRICTWIDE	781,890.00	1,572,650	0.00	987,650.00		585,000.00	37.19 %	
** TOTAL ORG SERIES: 000-099	781,890.00	1,572,650	0.00	987,650.00		585,000.00	37.19 %	
DISTRICT WIDE								

105

ORG FD	PRIOR YEAR	REVIS	BUDGET	04/01/11	EXPEN	ENCUMBERED	REMAINING	PERCENT
005 47	ACTUAL	BUDGET	04/30/11	THRU 04/30/11	THRU 04/30/11	ON 04/30/11	REMAINING	REMAINING
*** 47 POST EMPLOYMENT BENEFITS	781,890.00	1,572,650	0.00	987,650.00		585,000.00	37.19 %	
*** REPORT TOTALS:	146,790,600.58	153,243,891	9,728,795.39	101,449,989.06	552,943.19	51,240,958.75	33.43 %	

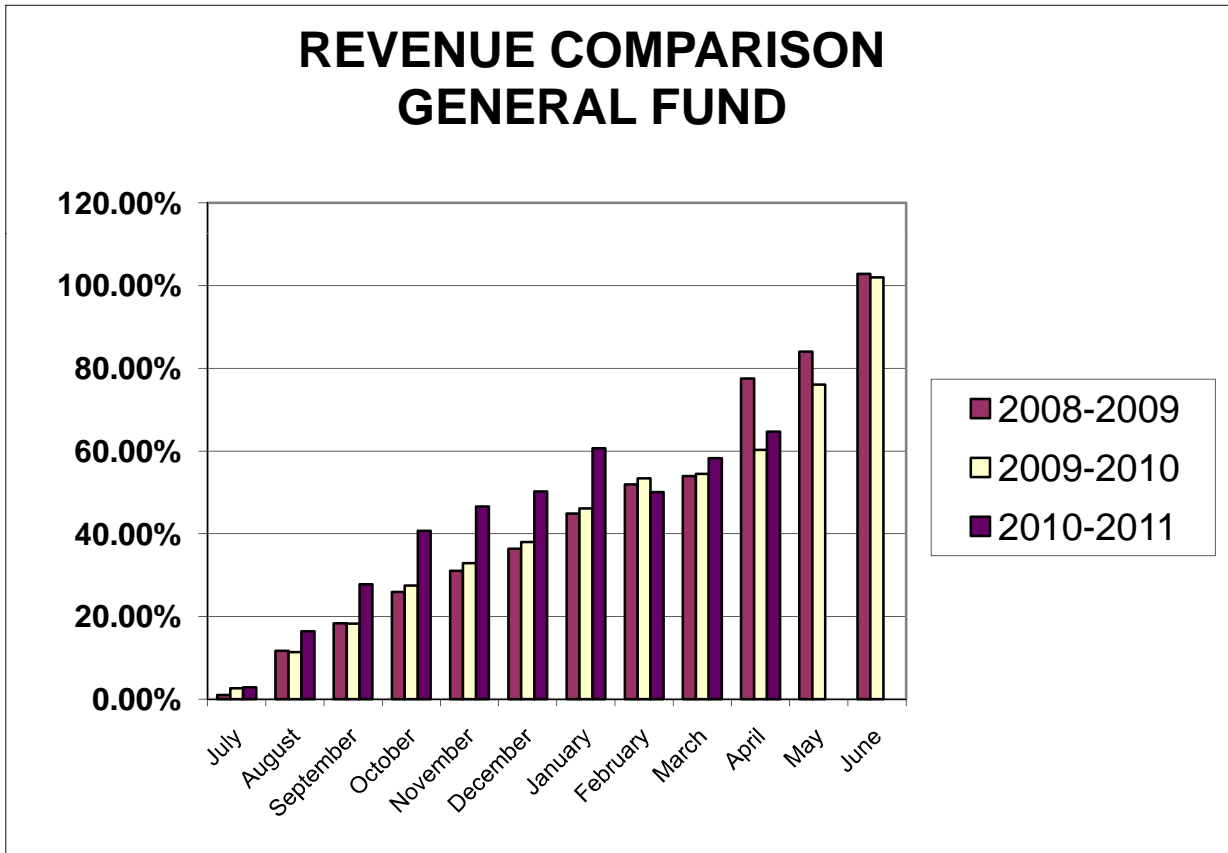


**All Funds
2009-10, 2010-11 Cash & Investments**



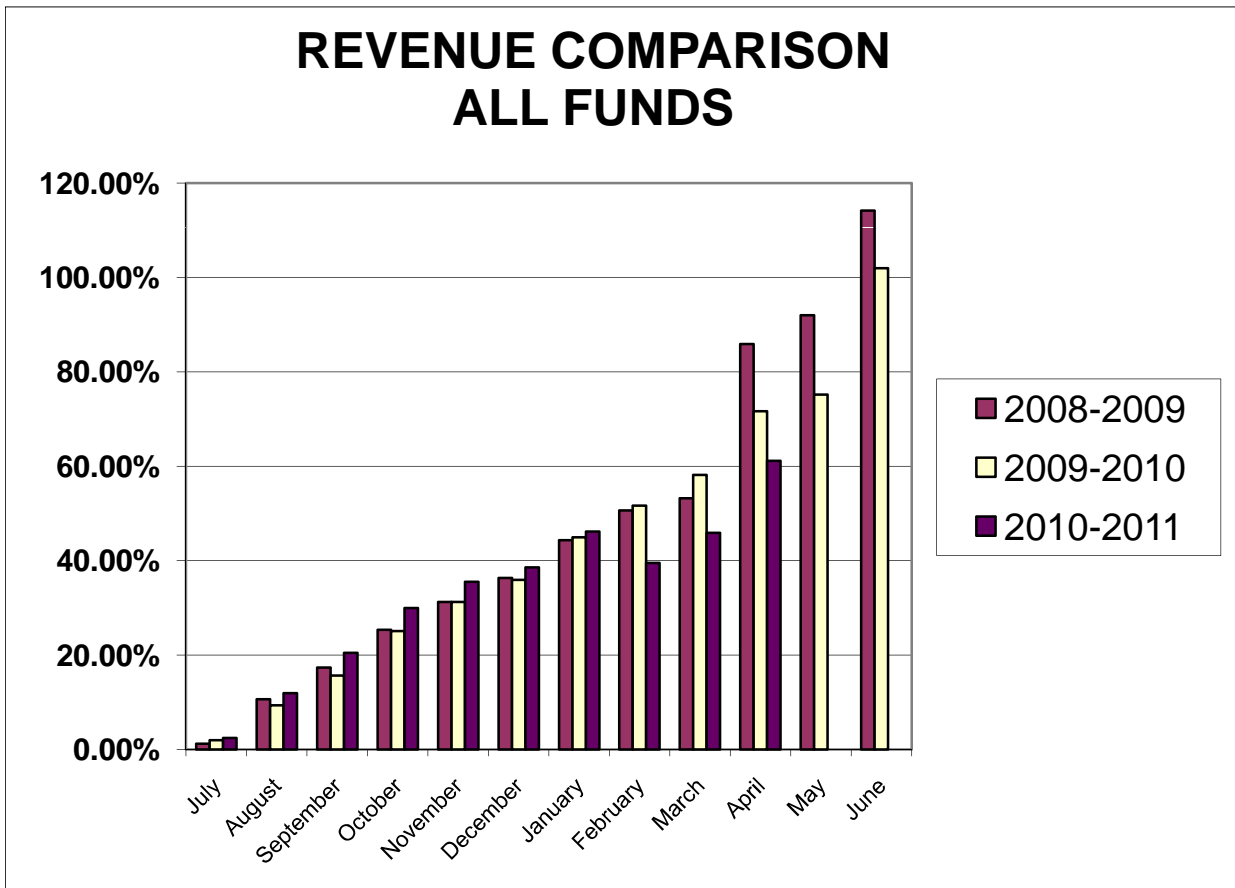
**REVENUE COMPARISON
GENERAL FUND**

	2008-2009		2009-2010		2010-2011	
	\$ Year-to-Date	% of Budget	\$ Year-to-Date	% of Budget	\$ Year-to-Date	% of Budget
July	1,296,759	1.01%	2,871,521	2.65%	3,122,179	2.86%
August	14,958,823	11.66%	12,347,748	11.37%	17,936,449	16.44%
September	23,539,868	18.35%	19,851,576	18.29%	30,322,237	27.78%
October	33,283,925	25.95%	29,813,213	27.46%	44,402,827	40.69%
November	39,845,301	31.06%	35,667,576	32.86%	50,842,027	46.59%
December	46,642,783	36.36%	41,257,584	38.00%	54,770,566	50.19%
January	57,524,506	44.85%	50,066,633	46.12%	66,187,965	60.65%
February	66,613,832	51.93%	57,948,551	53.38%	54,620,881	50.05%
March	69,154,793	53.92%	59,159,506	54.49%	63,578,814	58.26%
April	99,417,567	77.51%	65,449,135	60.29%	70,584,775	64.68%
May	107,746,997	84.00%	82,572,487	76.06%		
June	131,901,250	102.83%	110,681,782	102.00%		
BUDGET	128,265,475	100.00%	108,560,562	100.00%	109,133,898	100.00%



**REVENUE COMPARISON
ALL FUNDS**

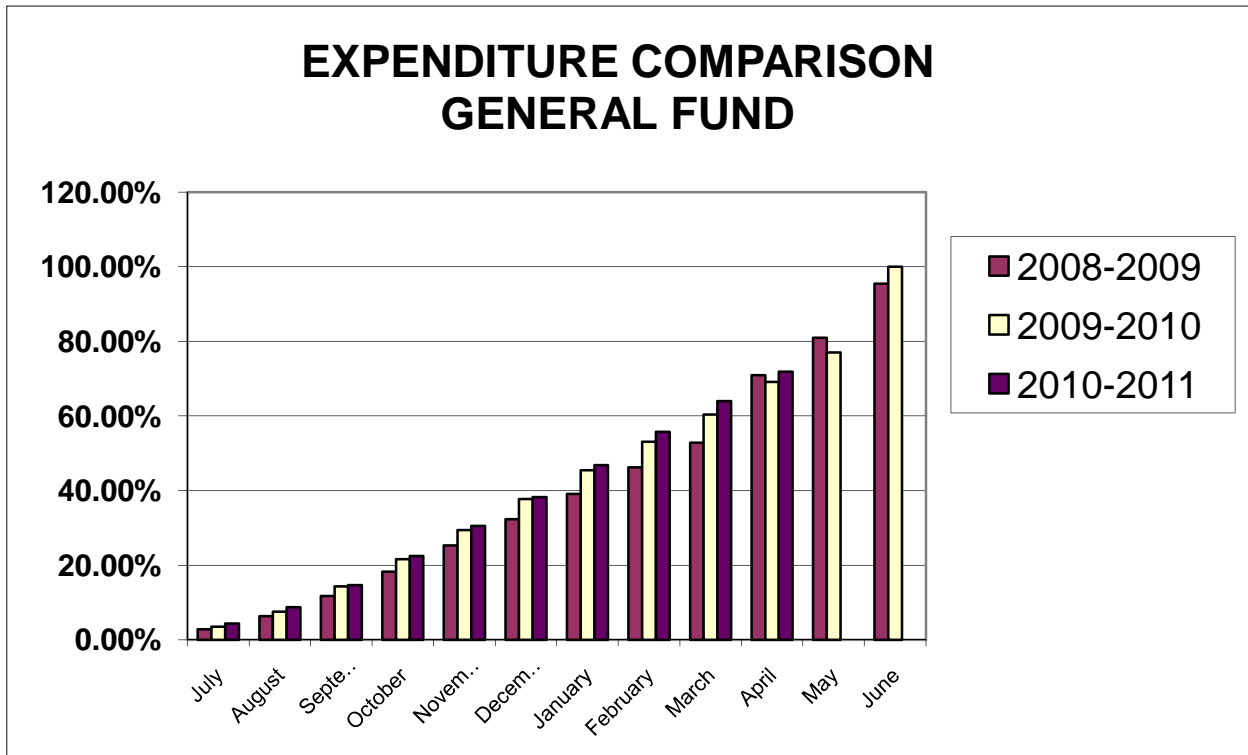
	2008-2009		2009-2010		2010-2011	
	\$ Year-to-Date	% of Budget	\$ Year-to-Date	% of Budget	\$ Year-to-Date	% of Budget
July	1,858,832	1.22%	2,664,432	1.96%	3,960,044	2.43%
August	16,247,032	10.62%	12,740,367	9.36%	19,404,774	11.90%
September	26,539,157	17.35%	21,310,025	15.66%	33,360,592	20.49%
October	38,762,224	25.35%	34,096,925	25.06%	48,751,886	29.94%
November	47,784,521	31.25%	42,519,169	31.25%	57,799,789	35.49%
December	55,596,293	36.36%	48,868,132	35.92%	62,794,901	38.56%
January	67,807,260	44.34%	61,109,978	44.92%	75,192,383	46.17%
February	77,436,435	50.64%	70,277,617	51.66%	64,338,993	39.51%
March	81,353,289	53.20%	79,114,548	58.15%	74,733,309	45.89%
April	131,397,074	85.92%	97,529,879	71.69%	99,609,270	61.17%
May	140,703,112	92.01%	102,286,812	75.18%		
June	174,665,508	114.22%	139,247,681	102.00%		
BUDGET	152,920,964	100.00%	136,048,053	100.00%	162,845,064	100.00%



**EXPENDITURE COMPARISON
GENERAL FUND**

	2008-2009		2009-2010		2010-2011	
	\$ Year-to-Date	% of Budget	\$ Year-to-Date	% of Budget	\$ Year-to-Date	% of Budget
July	3,698,233	2.89%	3,991,603	3.51%	4,922,278	4.36%
August	8,137,409	6.35%	8,598,373	7.56%	9,854,424	8.74%
September	15,133,822	11.81%	16,345,602	14.37%	16,577,212	14.70%
October	23,380,076	18.25%	24,614,501	21.64%	25,373,519	22.49%
November	32,450,703	25.33%	33,449,701	29.41%	34,477,970	30.57%
December	41,448,779	32.35%	42,953,275	37.76%	43,159,365	38.26%
January	50,107,345	39.11%	51,693,027	45.45%	52,790,539	46.80%
February	59,242,188	46.24%	60,420,404	53.12%	62,902,754	55.76%
March	67,719,897	52.85%	68,678,042	60.38%	72,217,528	64.02%
April	90,881,891	70.94%	78,631,287	69.13%	81,095,423	71.89%
May	103,699,855	80.94%	87,561,326	76.98%		
June	122,230,905	95.41%	113,579,418	100.00%		
BUDGET	128,116,873	100.00%	113,744,870	100.00%	112,801,550	100.00%

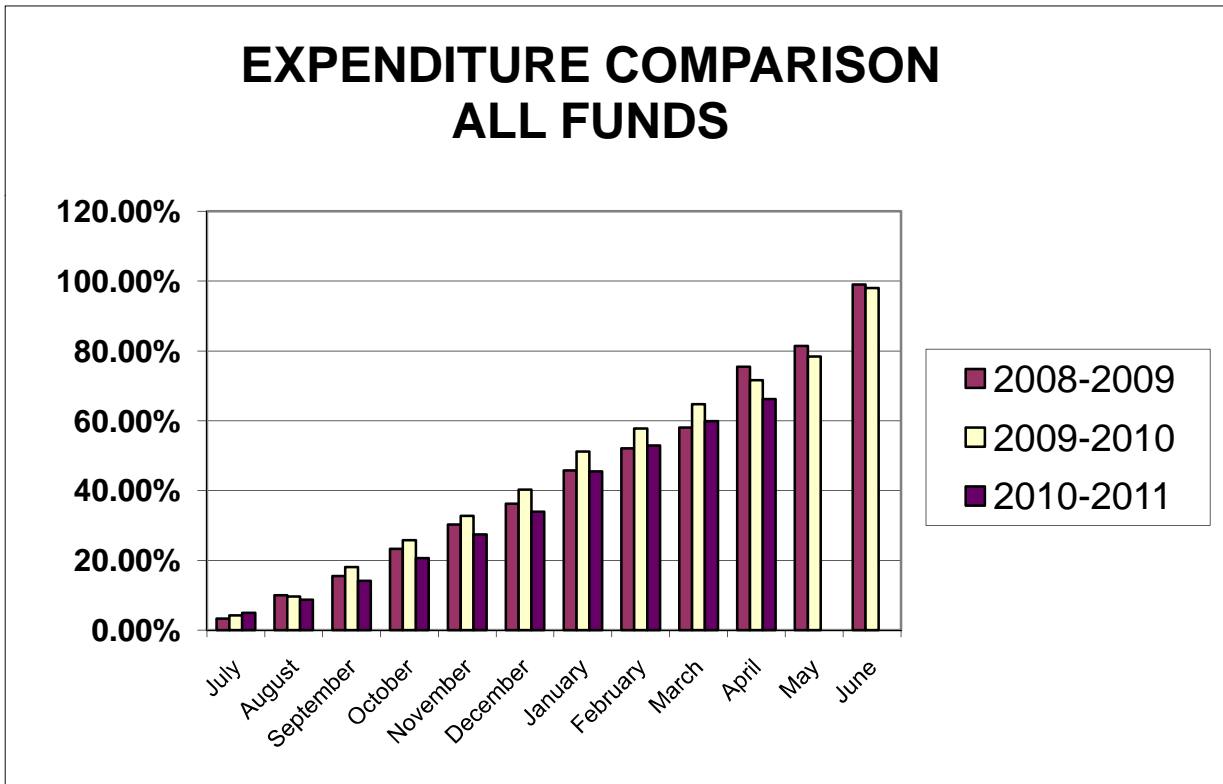
Does not include encumbrances (unpaid open purchase orders)
Combines General and Transportation from reports



**EXPENDITURE COMPARISON
ALL FUNDS**

	2008-2009		2009-2010		2010-2011	
	\$ Year-to-Date	% of Budget	\$ Year-to-Date	% of Budget	\$ Year-to-Date	% of Budget
July	5,521,224	3.35%	6,321,339	4.21%	7,653,209	4.99%
August	16,467,956	9.99%	14,393,486	9.60%	13,296,265	8.68%
September	25,607,012	15.53%	27,125,784	18.08%	21,612,757	14.10%
October	38,425,616	23.30%	38,667,515	25.77%	31,685,546	20.68%
November	49,093,080	30.26%	49,181,701	32.78%	41,975,355	27.39%
December	59,673,298	36.19%	60,376,525	40.24%	51,987,145	33.92%
January	75,425,616	45.74%	76,723,843	51.14%	69,667,002	45.46%
February	85,873,860	52.08%	86,645,731	57.75%	81,081,869	52.91%
March	95,776,076	58.09%	97,091,351	64.71%	91,721,194	59.85%
April	124,380,103	75.43%	107,417,805	71.59%	101,449,986	66.20%
May	134,305,443	81.45%	117,564,453	78.36%		
June	163,245,778	99.00%	146,794,683	98.00%		
BUDGET	164,888,551	100.00%	150,039,645	100.00%	153,243,891	100.00%

Does not include encumbrances (unpaid open purchase orders)





To: Members, Board of Education
Randy Clegg, Superintendent

Agenda Item II.B.6
May 19, 2011

From: Tania Z. Chance, Ph.D.
Executive Director of Human Resources

Date: May 19, 2011

RE: Approve New Job Descriptions and Positions for a Teaching and Learning Assessment Coordinator, a Professional Development and Q-Comp Coordinator and a Curriculum and Student Programs Coordinator

Recommendation: That the Board of Education approve the job descriptions and filling the positions of Professional Development and Q-Comp Coordinator, Curriculum and Student Programs Coordinator, and a Teaching and Learning Assessment Coordinator.

As a part of the realignment of Teaching and Learning, several positions were reduced in order to create a new structure to best meet the needs of the department in ensuring optimal learning for our students. Attached are job descriptions that support the realignment of the Teaching and Learning Department for the Board to consider for approval.

ISD # 191 Job Description
(ACoor)- Assessment Coordinator

Exempt (Y/N): Yes
DEPARTMENT: Teaching & Learning
SUPERVISOR: Director of Assessment

DATE: May 19, 2011

SUMMARY: To coordinate and support district wide assessment processes. To assist district staff with analyzing student data for the purpose of increasing student achievement and decrease existing achievement gaps. Assist with providing a culturally inclusive and welcoming environment by performing the following duties:

ESSENTIAL DUTIES AND RESPONSIBILITIES include the following. Other duties may be assigned.

- **Testing and assessments.** Coordinate state and local student tests including MN statewide assessments (including GRAD, MCA's, MTAS, and WIDA Access), Measures of Academic Progress, CogAt, AIMSweb, as well as ACT Explore and PLAN assessments. Assist Director of Assessment in the analysis and communication of assessment schedule, expectations, and test results to community, schools and district programs. Assist in the implementation and coordination of a K-12 district assessment plan. Assist sites in testing processes and in securing and organization of data included in school improvement plans. Provide information to stakeholders in a timely manner concerning assessments and student data.
- **Technical Assistance to Sites.** Provide assistance including account and password support for online testing initiatives. Collaborate with Director of Assessment in migrating data to and from online testing sites and the local student information system.
- **Program Leadership.** Provide development, evaluation, and planning leadership to assigned academic programs which may include one or more of the following: English Language Learners, Gifted and Talented, Title, Supplementary Education Services, STEM, AVID, Extended Day, etc...
- **Professional Development.** Provide leadership and support to district personnel addressing assessment strategies that align with the curriculum and district data warehousing/analyzing systems. Provide and/or coordinate training for specific professional development as identified through the curriculum and assessment development processes. Provide leadership to district vertical and horizontal teams as assigned.

- **Support for Buildings.** Provide leadership and support to district personnel in the acquisition and analysis of student data which requires acute knowledge of software programs. Provide and/or coordinate training for support personnel in areas related to testing and data analysis. Collaborate with district and building leadership teams as necessary.
- **Other.** Assist in the facilitation of the District Data and Assessment Team throughout the year. Collaborate with district and building leadership teams as necessary. Serve on the District Leadership Team. Serve as an instructor in the District Professional Development Academy.

SUPERVISORY RESPONSIBILITIES: This position has no supervisory responsibilities.

QUALIFICATION REQUIREMENTS: To perform this job successfully, an individual must be able to perform each essential duty satisfactorily. The requirements listed below are representative of the knowledge, skill, and/or ability required. Reasonable accommodations may be made to enable individuals with disabilities to perform the essential functions.

EDUCATION and/or EXPERIENCE: Education/Certification. BA/BS in education or related field, successful P-12 teaching experience, advanced ability to utilize computer software including MS Excel, and experience with student information systems.

LANGUAGE SKILLS: Ability to read, analyze, and interpret common scientific and technical journals, financial reports, and legal documents. Ability to respond to common inquiries or complaints from customers, regulatory agencies, or members of the business community. Ability to write speeches and articles for publication that conform to prescribed style and format. Ability to effectively present information to top management, public groups, and/or the school board.

MATHEMATICAL SKILLS: Ability to work with math concepts such as probability and statistical inference. Ability to apply concepts such as fractions, percentages, ratios, and proportions to practical situations. Ability to have a working understanding of mathematical operations such as frequency distribution, determination of test reliability and validity, analysis of variance, correlation techniques, sampling theory, and factor analysis.

REASONING ABILITY: Ability to define problems, collect data, establish facts, and draw valid conclusions. Ability to interpret an extensive variety of technical instructions in mathematical or diagram form and deal with several abstract and concrete variables.

CERTIFICATES, LICENSES, REGISTRATIONS: Driver's License.

OTHER SKILLS and ABILITIES:

- Computer skills
- Group facilitation and leadership skills
- Ability to maintain regular attendance
- Deep commitment to student achievement and equity

- Strong attention to detail, organizational skills, and analytic skills
- Effective written and verbal communication skills
- Ability to utilize computer software including MS Excel, and experience with student information systems
- Demonstrable experience with assessment and its relationship to curriculum and instruction
- Strong work ethic, self-starter, able to set priorities, multi-task, and meet deadlines
- Must be able to work collaboratively within a team and work independently
- Commitment to cultural competence and intercultural relations
- Continual review of literature and engagement in professional development to maintain a current knowledge base in the research and effective, evidence-based practices in the field of teaching and learning
- Interpersonal and communication skills, including ability to work well with others, be polite, helpful, courteous and compassionate
- Ability and willingness to follow District rules and policies
- Ability and willingness to follow directives from supervisors

PHYSICAL DEMANDS: The physical demands described here are representative of those that must be met by an employee to successfully perform the essential functions of this job. Reasonable accommodations may be made to enable individuals with disabilities to perform the essential functions.

While performing the duties of this job, the employee is regularly required to sit and talk or hear. The employee is occasionally required to stand; walk; and use hands to finger, handle, or feel objects, tools, or controls. The employee must frequently lift and/or move up to 10 pounds. Specific vision abilities required by this job include close vision, distance vision, and the ability to adjust focus.

WORK ENVIRONMENT: The work environment characteristics described here are representative of those an employee encounters while performing the essential functions of this job. Reasonable accommodations may be made to enable individuals with disabilities to perform the essential functions.

The noise level in the work environment is usually quiet.

ISD # 191 Job Description

(CCOOR)- Curriculum & Student Programs Coordinator

Exempt (Y/N): Yes

DATE: May 19, 2011

DEPARTMENT: Teaching & Learning

SUPERVISOR: Director of Curriculum

SUMMARY: To coordinate and support district wide curriculum and program alignment processes. To assist district staff with curriculum development and implementation, program evaluation and planning, instructional materials selection, and differentiated professional development to increase academic performance of all students. To assist with providing an academically challenging, culturally inclusive and welcoming environment by performing the following duties:

ESSENTIAL DUTIES AND RESPONSIBILITIES include the following. Other duties may be assigned.

- **Curriculum Development.** Facilitate curriculum development processes for a variety of grade levels and content areas. Lead English Language Learner and Title I teachers in development and implementation of program goals. Assist with facilitation of the Curriculum Advisory Council. Assist in facilitating special curricular projects as needed.
- **Instructional Resources.** Provide assistance in the selection and procurement processes of appropriate instructional materials for all grades and content areas. Research and align district curriculum with appropriate technological resources.
- **Program Leadership.** Provide development, evaluation, and planning leadership to assigned academic programs which may include one or more of the following: English Language Learners, Gifted and Talented, Title, Supplementary Education Services, STEM, AVID, Extended Day, etc...
- **Professional Development.** Provide leadership and support to district personnel in the instructional strategies that align with the curriculum and the analysis of student data provided by the assessment team. Provide and/or coordinate training for specific professional development as identified through the curriculum process. Provide leadership to district vertical and horizontal teams as assigned.
- **Research and Measurement.** Collect data for state and federal reports and assist in reporting processes. Assist in providing content for the district website and other types of district communication.

- **Support to Sites.** Provide leadership and support to district personnel in the implementation of curricula. Collaborate with district and building leadership teams as necessary.
- **Other.** Serve on the District Leadership Team and assist the Director of Curriculum with coordination of the Curriculum Advisory Council. Serve as an instructor in the district Professional Development Academy.

SUPERVISORY RESPONSIBILITIES: This position has no supervisory responsibilities.

QUALIFICATION REQUIREMENTS: To perform this job successfully, an individual must be able to perform each essential duty satisfactorily. The requirements listed below are representative of the knowledge, skill, and/or ability required. Reasonable accommodations may be made to enable individuals with disabilities to perform the essential functions.

EDUCATION and/or EXPERIENCE: Education/Certification. BA/BS in education or related field and successful P-12 teaching experience.

LANGUAGE SKILLS: Ability to read, analyze, and interpret common scientific and technical journals, financial reports, and legal documents. Ability to respond to common inquiries or complaints from customers, regulatory agencies, or members of the business community. Ability to write speeches and articles for publication that conform to prescribed style and format. Ability to effectively present information to top management, public groups, and/or the school board.

MATHEMATICAL SKILLS: Ability to work with math concepts such as probability and statistical inference. Ability to apply concepts such as fractions, percentages, ratios, and proportions to practical situations. Ability to have a working understanding of mathematical operations such as frequency distribution, determination of test reliability and validity, analysis of variance, correlation techniques, sampling theory, and factor analysis.

REASONING ABILITY: Ability to define problems, collect data, establish facts, and draw valid conclusions. Ability to interpret an extensive variety of technical instructions in mathematical or diagram form and deal with several abstract and concrete variables.

CERTIFICATES, LICENSES, REGISTRATIONS: Driver's License.

OTHER SKILLS and ABILITIES:

- Computer skills
- Group facilitation and leadership skills
- Ability to maintain regular attendance
- Deep commitment to student achievement and equity
- Effective skills in working with adult learners
- Experience developing workshop/training sessions and presenting to large groups
- Strong attention to detail, organizational skills, and analytic skills
- Effective written and verbal communication skills

- Ability to utilize computer software including MS Excel.
- Demonstrable experience with curriculum development and implementation and the relationship to instruction and assessment
- Strong work ethic, self-starter, able to set priorities, multi-task, and meet deadlines
- Must be able to work collaboratively within a team and work independently
- Commitment to cultural competence and intercultural relations
- Continual review of literature and engagement in professional development to maintain a current knowledge base in the research and effective, evidence-based practices in the field of teaching and learning
- Interpersonal and communication skills, including ability to work well with others, be polite, helpful, courteous and compassionate
- Ability and willingness to follow District rules and policies
- Ability and willingness to follow directives from supervisors

PHYSICAL DEMANDS: The physical demands described here are representative of those that must be met by an employee to successfully perform the essential functions of this job. Reasonable accommodations may be made to enable individuals with disabilities to perform the essential functions.

While performing the duties of this job, the employee is regularly required to sit and talk or hear. The employee is occasionally required to stand; walk; and use hands to finger, handle, or feel objects, tools, or controls. The employee must frequently lift and/or move up to 10 pounds. Specific vision abilities required by this job include close vision, distance vision, and the ability to adjust focus.

WORK ENVIRONMENT: The work environment characteristics described here are representative of those an employee encounters while performing the essential functions of this job. Reasonable accommodations may be made to enable individuals with disabilities to perform the essential functions.

The noise level in the work environment is usually quiet.

ISD # 191 Job Description

(PDCOOR)- Professional Development and Q-Comp Coordinator

Exempt (Y/N): Yes

DATE: May 19, 2011

DEPARTMENT: Teaching & Learning

SUPERVISOR: Director of Instruction

SUMMARY: To coordinate and support district wide professional development and program alignment processes. To assist district staff with coordination of the district Q-Comp program, facilitating district continuous improvement processes, program evaluation and planning, and providing differentiated professional development. Assist with providing a culturally inclusive and welcoming environment by performing the following duties:

ESSENTIAL DUTIES AND RESPONSIBILITIES include the following. Other duties may be assigned.

- **Professional Development:** Facilitate needs assessments, program evaluation, and planning processes for district professional development. Co-coordinate training logistics such as acquiring university credit, course registration information, trainers, administrative clock hours and CEUs, participant information, Keep-Certified updates, and training set-up in cooperation with district staff. Provide leadership to district vertical and horizontal teams as assigned.
- **Q-Comp:** Coordinate all program requirements of the MN Q-Comp program such as the annual program evaluation, annual plan submission, goal setting, and training of teacher leaders. Coordinate district efforts with MDE and serve as the district lead contact for the Q-Comp program.
- **Program Leadership.** Provide development, evaluation, and planning leadership to assigned academic programs which may include one or more of the following: English Language Learners, Gifted and Talented, Title, Supplementary Education Services, STEM, AVID, Extended Day, etc...
- **Research and Measurement.** Collect data for state and federal reports and assist in reporting processes. Assist in providing content for the district website and other types of district communication.
- **Support for Sites:** Provide leadership and support to district personnel in the implementation of the district and building professional development and school improvement plans. Collaborate with district and building leadership teams as necessary.

- **Collaboration.** Assist the Employee Development Coordinator in the identification of staff development offerings, resources, instructors, scheduling, and logistics of courses.
- **Other.** Serve on the District Leadership Team and assist the Director of Instruction with coordination of the District Integration Advisory Council. Serve as an instructor in the district Professional Development Academy.

SUPERVISORY RESPONSIBILITIES: This position has no supervisory responsibilities.

QUALIFICATION REQUIREMENTS: To perform this job successfully, an individual must be able to perform each essential duty satisfactorily. The requirements listed below are representative of the knowledge, skill, and/or ability required. Reasonable accommodations may be made to enable individuals with disabilities to perform the essential functions.

EDUCATION and/or EXPERIENCE: Education/Certification. BA/BS in education or related field and successful P-12 teaching experience.

LANGUAGE SKILLS: Ability to read, analyze, and interpret common scientific and technical journals, financial reports, and legal documents. Ability to respond to common inquiries or complaints from customers, regulatory agencies, or members of the business community. Ability to write speeches and articles for publication that conform to prescribed style and format. Ability to effectively present information to top management, public groups, and/or the school board.

MATHEMATICAL SKILLS: Ability to work with math concepts such as probability and statistical inference. Ability to apply concepts such as fractions, percentages, ratios, and proportions to practical situations. Ability to have a working understanding of mathematical operations such as frequency distribution, determination of test reliability and validity, analysis of variance, correlation techniques, sampling theory, and factor analysis.

REASONING ABILITY: Ability to define problems, collect data, establish facts, and draw valid conclusions. Ability to interpret an extensive variety of technical instructions in mathematical or diagram form and deal with several abstract and concrete variables.

CERTIFICATES, LICENSES, REGISTRATIONS: Driver's License.

OTHER SKILLS and ABILITIES:

- Computer skills
- Group facilitation and leadership skills
- Ability to maintain regular attendance
- Deep commitment to student achievement and equity
- Effective skills in working with adult learners
- Experience developing workshop/training sessions and presenting to large groups
- Strong attention to detail, organizational skills, and analytic skills
- Effective written and verbal communication skills
- Ability to utilize computer software including MS Excel

- Demonstrable experience with curriculum development and implementation and the relationship to instruction and assessment
- Strong work ethic, self-starter, able to set priorities, multi-task, and meet deadlines
- Must be able to work collaboratively within a team and work independently.
- Commitment to cultural competence and intercultural relations
- Continual review of literature and engagement in professional development to maintain a current knowledge base in the research and effective, evidence-based practices in the field of teaching and learning
- Interpersonal and communication skills, including ability to work well with others, be polite, helpful, courteous and compassionate
- Ability and willingness to follow District rules and policies
- Ability and willingness to follow directives from supervisors

PHYSICAL DEMANDS: The physical demands described here are representative of those that must be met by an employee to successfully perform the essential functions of this job. Reasonable accommodations may be made to enable individuals with disabilities to perform the essential functions.

While performing the duties of this job, the employee is regularly required to sit and talk or hear. The employee is occasionally required to stand; walk; and use hands to finger, handle, or feel objects, tools, or controls. The employee must frequently lift and/or move up to 10 pounds. Specific vision abilities required by this job include close vision, distance vision, and the ability to adjust focus.

WORK ENVIRONMENT: The work environment characteristics described here are representative of those an employee encounters while performing the essential functions of this job. Reasonable accommodations may be made to enable individuals with disabilities to perform the essential functions.

The noise level in the work environment is usually quiet.



To: Members, Board of Education
Randy Clegg, Superintendent

Agenda Item II.B.7
March 19, 2011

From: Tania Z. Chance, Ph.D.
Executive Director of Human Resources

Date: May 19, 2011

RE: Approve New Job Description and Special Education Cluster Coordinator Position

Recommendation: That the Board of Education approve the job description and filling the position of Special Education Cluster Coordinator.

Previously, the Board has approved job descriptions for the realignment of Special Education (SPED). After meeting with the Minnesota Department of Education (MDE) to receive direction on remaining in compliance with our Maintenance of Effort requirement, we have made a small modification to the SPED structure so that the District may make best use of the different funding sources available. The Special Education Cluster Coordinator job description was modified in accordance with the direction we gained. This is not an additional position, but rather a modification to the positions the Board has already approved for the SPED realignment. Please find a copy of the modified job description attached for the Board's consideration.

**ISD #191 Job Description
(SPEDCOOR) Regional Cluster
JOB TITLE: Special Education Cluster Coordinator**

Exempt (Y/N): Yes	DATE: May 19, 2011
DEPARTMENT: Special Education	OCC NUMBER:
SUPEVISOR: Executive Director, Individualized Student Services	

SUMMARY: To plan and coordinate special education and related services staff in the assigned cluster. Provides instructional and program leadership for special education programs and services for students with disabilities in cluster schools to ensure compliance with federal and state laws and regulation. Provide leadership as assigned to district level programs and services. Assists with providing a culturally inclusive and welcoming environment by performing the following duties.

ESSENTIAL DUTIES AND RESPONSIBILITIES include the following. Other duties may be assigned.

Selection and retention of special education personnel: Assists Executive Director in planning and recommending staffing requirements for special education and related services personnel. Assists cluster and building administrators in interviews certified and non certified staff for employment. Provides for recruitment, mentorship, and retention of special education personnel. Depending on the position, this occurs in partnership with cluster building administrators.

Coaching and mentoring of staff: Assists in providing orientation to new staff and substitutes as well as ongoing staff development based upon identified needs.

Monitors student data: Monitors and coordinates the identification, evaluation, and program planning and review of children and youth with disabilities in assigned cluster. Reviews student achievement data, building data, and monitors special education IEP goals/objectives. Works with supervisor to ensure accurate collection of federal child count for the cluster. Coordinates program evaluation and data analysis to improve special education.

Budget Oversight: Assists the Executive Director in the equitable distribution of resources including allocation for instructional materials, third party billing, etc.

Parent, community and staff relations: Communicates with parents, school personnel and representatives of outside agencies and organizations on special education issues. Serves on assigned district interagency committees. Facilitates formal and informal dispute resolution processes through training, coaching, and direct participation. Facilitates development of parent support groups and a program advisory committee.

Program development: coordinates assigned special education programs, including providing leadership and work direction to staff. Allocates resources to various programs based upon special education needs of learners. Ensures federal funds and other outside funds are expended within special education program guidelines. Oversees contractual

agreements with other agencies that provide special education and related services within assigned special education programs.

Collaborates with district administrators to achieve systems improvements:

provides leadership in the use of scientifically based researched practices to deliver special education services and programs.

Coaching and staff leadership for early intervention: provides critical coaching and leadership to staff to help ensure educational equity and early intervention during the pre-referral process and support the implementation of instructional and behavioral response to intervention.

SUPERVISORY RESPONSIBILITIES: This position has no supervisory responsibilities.

QUALIFICATIONS: To perform this job successfully, an individual must be able to perform each essential duty satisfactorily. The requirements listed below are representative of the knowledge, skill, and/or ability required. Reasonable accommodations may be made to enable individuals with disabilities to perform the essential functions.

EDUCATION and/or EXPERIENCE: Master degree in the field of special education or related area and at least three years experience in special education required, one year of leadership experience with a strong background in special education due process preferred.

LANGUAGE SKILLS: Ability to read, analyze, and interpret the most complex documents including technical journals, financial reports, and legal documents. Ability to respond to common inquiries or complaints from customers, regulatory agencies, or members of the community. Ability to make effective and persuasive presentations on controversial or complex topics to employees, educators, parents, community organizations and top management. Ability to effectively facilitate conflict resolution.

MATHEMATICAL SKILLS: Ability to work with mathematical concepts such as probability and statistical inference. Ability to apply concepts such as fractions, percentages, ratios, and proportions to practical situations. Ability to collect and analyze data. Ability to develop and understand and monitor budgets and state reports.

REASONING ABILITY: Ability to understand and interpret complex federal and state laws and apply them. Ability to define problems, collect data, establish facts, and draw valid conclusions.

CERTIFICATES, LICENSES, REGISTRATIONS: Driver's license; Minnesota Special Education teaching or related service license.

OTHER SKILLS and ABILITIES:

Ability to use a computer along with office software packages.
Ability to maintain regular attendance and be self-directed.
Ability to speak publicly and persuasively.
Demonstrate leadership skills.
Excellent verbal, writing, and interpersonal skills.
Thorough understanding of special education laws and rules.
Knowledge base of all disability areas.
Thorough understanding of teaching and learning for students with disabilities including a strong foundation in state standards, literacy and math.
Ability to deliver professional development.
Ability to connect with students and families from a variety of educational, economic and cultural backgrounds.
Understanding of raising achievement for all students.
Understanding and deinstitutionalization of systemic practices responsible for the overrepresentation of students of color in special education.
Commitment to cultural competence and intercultural relations
Continual review of literature and engagement in professional development to maintain a current knowledge base in the research and effective, evidence-based practices in the field of special education
Interpersonal and communication skills, including ability to work well with others, be polite, helpful, courteous and compassionate
Ability and willingness to follow District rules and policies
Ability and willingness to follow directives from supervisors

PHYSICAL DEMANDS: The physical demands are representative of those that must be met by an employee to successfully perform the essential functions of this job. Reasonable accommodations may be made to enable individuals with disabilities to perform the essential functions. While performing the duties of this job, the employee is regularly required to sit and talk or hear. The employee is occasionally required to stand; walk; and use hands to finger, handle, or feel objects, tools, or controls. The employee must occasionally lift and/or move up to 10 pounds. Specific vision abilities required by this job include close vision, distance vision, and the ability to adjust focus. The employee frequently drives to schools.

WORK ENVIRONMENT: The work environment characteristics described here are representative of those an employee encounters while performing the essential functions of this job. Reasonable accommodations may be made to enable individuals with disabilities to perform the essential functions. When it is necessary to drive to schools, the employee is exposed to outside weather conditions. The noise level in the work environment is usually quiet, but can be loud, depending on the student population.

TO: Members, Board of Education
Randy Clegg, Superintendent
Agenda Item III.A
May 19, 2011

FROM: Chris Lindholm

DATE: May 12, 2011

RE: Curriculum Management System

RECOMMENDATION: That the Board of Education approve the ISD191 Curriculum Management System.

Kathy Funston, Director of Curriculum, will present the ISD 191 Curriculum Management System for Board approval and briefly highlight key components. This plan has been developed through multiple drafts and revisions as Kathy has worked to ensure tight alignment with the District Strategic Goals and the vision of district leaders. Implementing this plan is a key step in the Professional Learning Community processes addressing four questions (pg. 21):

Essential Outcomes

What do we expect each student to learn, know and be able to do?

Assessment

How will we know when each student has demonstrated mastery of the content, concepts and skills stated in the essential outcomes?

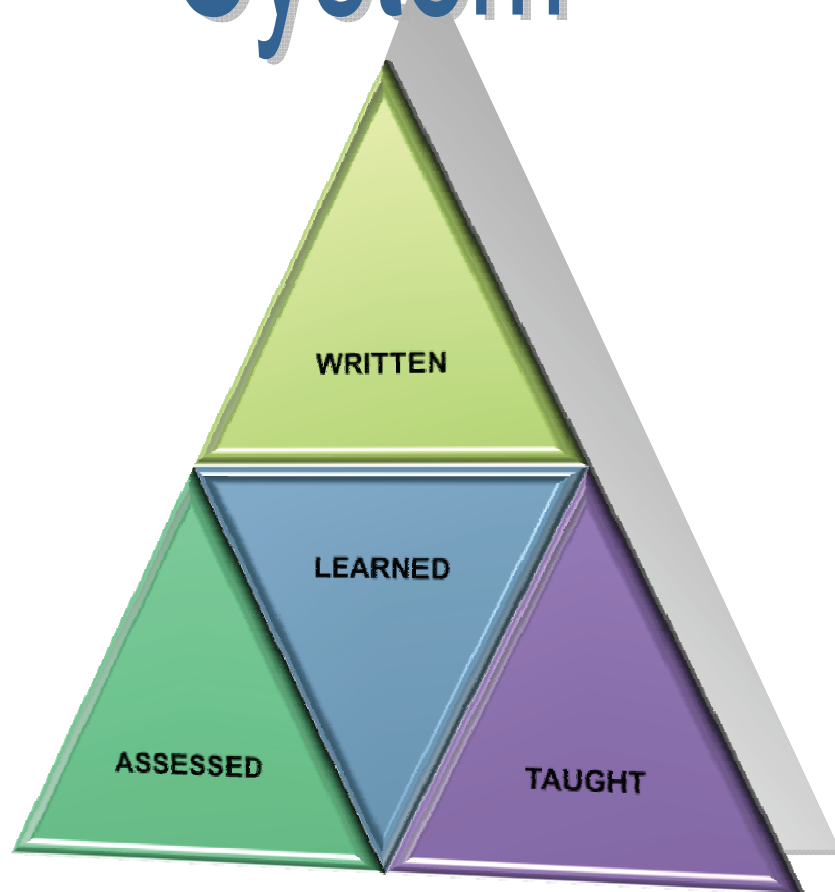
Instruction Planning & Alignment

How will we engage each student in the learning process?

Results Focus

How will we respond if a student can demonstrate mastery before we teach it or cannot demonstrate mastery after we have taught it?

Curriculum Management System



Burnsville-Eagan-Savage Public Schools

Independent Public School District 191 Burnsville, Minnesota 55337

Board of Education

Ron Hill, Chair	Sandra Sweep, Vice Chair
Daniel W. Luth, Clerk	Gail Morrison, Treasurer
Dr. DeeDee Currier, Director	Jim Schmid, Director
Paula Teiken, Director	

Superintendent of Schools

Dr. Randall Clegg

Assistant Superintendent of Schools

Mr. Chris Lindholm

Director of Curriculum

Dr. Kathy Funston

kfunston@burnsville.k12.mn.us 952-707-6276

TABLE OF CONTENTS

Why is a Curriculum Management System Important?.....	1
The Curriculum Management Audit.....	1
Philosophical Statements of Curriculum Design.....	2
Philosophical Statements of Curriculum Delivery.....	3
Board of Education Strategic Goals.....	3
Curriculum and Instruction.....	4
Curriculum Management.....	4
Curriculum Development.....	5
District Mission.....	5
District Beliefs.....	5
Organizational Structure for Curriculum Development and Implementation.....	6
Accountability Through Roles and Responsibilities.....	6
Burnsville-Eagan-Savage Board of Education.....	6
Superintendent of Schools.....	6
Director of Curriculum.....	7
Director of Instruction.....	7
Director of Student Information and Assessment.....	7
School Administrators.....	7
Teachers.....	8
Written, Taught and Assessed Curriculum for All Subjects and/or Learning Areas.....	8
Written Curriculum	9
Curriculum Scope and Sequence and Curriculum Guide Format.....	9
Scope and Sequence.....	10
Curriculum Guide Design for Content/Course/Grade Level.....	11
Burnsville-Eagan-Savage School District Instructional Unit.....	12
Continuous Curriculum Review and Management Process.....	13
Curriculum Design Steps and Timelines.....	14
Content Area Emphasis.....	15
Taught Curriculum	16

Personalization of Learning.....	17
Equitable Access to and Delivery of Curriculum.....	18
Culturally Inclusive Practices.....	19
Instructional Resource Alignment.....	19
Professional Development Plan.....	20
Professional Learning Communities.....	21
District Structure for Professional Learning Communities (PLC).....	22
Assessed Curriculum	23
Alignment to the Written and Taught Curriculum.....	23
Improved Productivity	25
Monitoring of Curriculum Implementation.....	25
Determine the Curriculum Objective That is Being Learned in the Classroom.....	25
Compare Taught Objectives to the District Curriculum Guide for Congruence.....	26
Determine Alignment of Activities/Resources to the Objective(s) Being Taught.....	26
Determine Effective Teaching Practices.....	26
Periodic Review of the Curriculum.....	27
Resource Allocation and Instructional Environment.....	27
Communication Plan.....	27
Sustainability.....	29
Celebration of Progress.....	30
Works Consulted.....	31
Appendix A.....	35
Appendix B.....	38
Appendix C.....	39

Burnsville-Eagan-Savage Public Schools Curriculum Management System

A curriculum must provide for consistency—or coordination. It must provide for continuity—or articulation. A curriculum must also provide for flexibility in adaptation as teachers interact with students. (English, 1992)

Why is a Curriculum Management System Important?

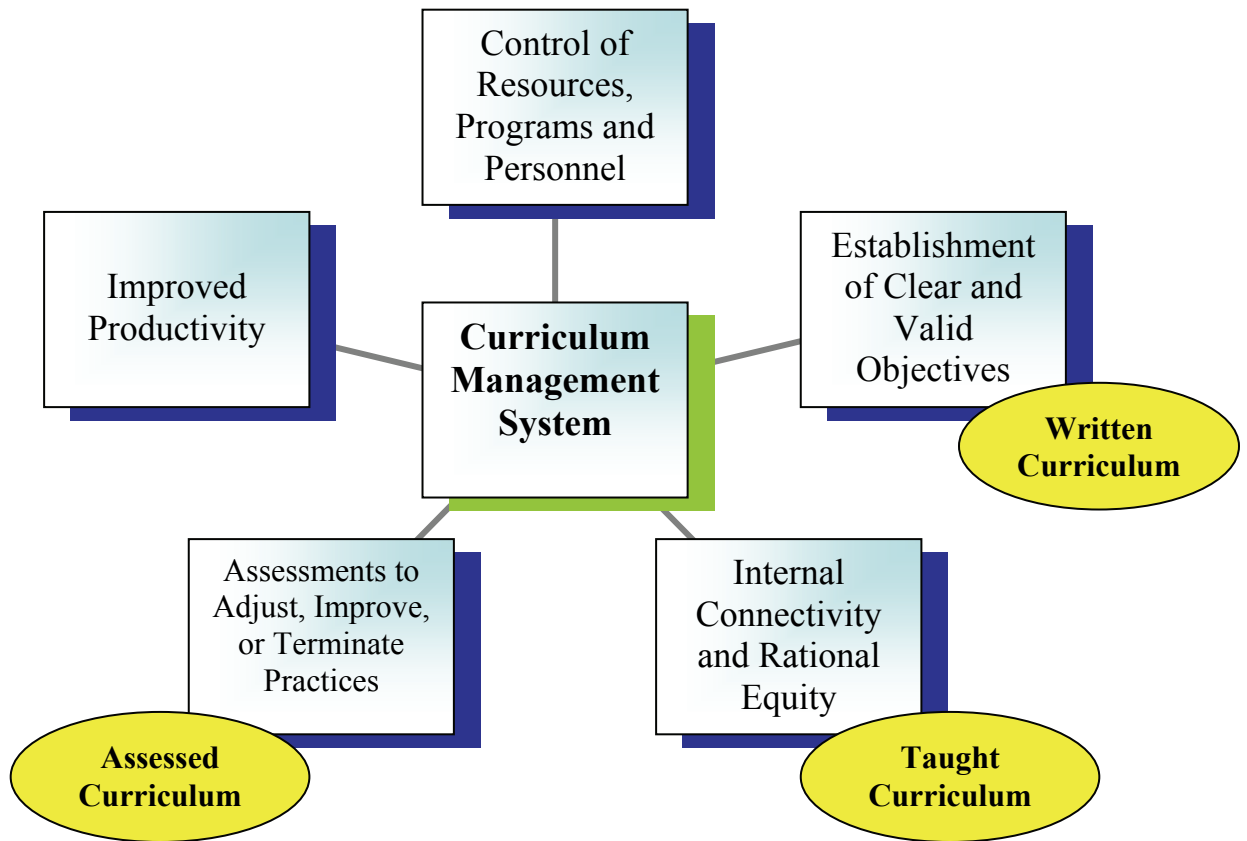
A school district can improve curriculum design and delivery through the development of comprehensive curriculum management processes and a sound plan to implement that system. The purpose of a comprehensive curriculum management process is to establish a systematic process for curriculum development in all areas, to coordinate supporting functions for overall efficiency and effectiveness, and to devise a process to monitor and increase the likelihood of the delivery of planned curriculum.

Through curriculum management planning, a school district can achieve and maintain a quality, aligned curriculum that produces desired results. When the plan and its timelines are adhered to, the district is able to place quality curriculum in the hands of all teachers well in advance of State standards and assessment changes. Therefore, improved student achievement is more likely to occur despite State changes. This planning must address not only technology integration but also issues of students who are not mastering the learning objectives.

Once curriculum and assessments are designed, successful delivery occurs through classroom instruction that focuses on the mastery of the district's learning objectives by all students. Alignment of the written, taught and tested curriculum is essential if district staff are to be successful in raising student achievement to higher levels.

The Curriculum Management Audit

The curriculum management audit is recognized internationally as a proven viable and valid tool for the improvement of curriculum design and delivery. Governed by the same principles and standards as a financial audit, the curriculum audit determines how effectively the school district designs and delivers its curriculum. Based on the research of Fenwick English, founder of the Curriculum Management Center, both curriculum policy and the system in which the curriculum functions are analyzed. The Burnsville-Eagan-Savage Public Schools Curriculum Management System is founded on the curriculum management audit principles.



Curriculum Audit Principles, Curriculum Management Center (English).

Philosophical Statements of Curriculum Design

The purpose of curriculum design is to establish clear, valid, and measurable standards that facilitate high achievement for all learners. Curriculum is standards-based, results-based, and competency-based, and through ongoing study and evaluation of our system, we can align classroom instruction, assessment and response practices towards successful student achievement.

A standards-based curriculum ensures that standards are the target for instructional planning. Schools ensure that all students are working towards the same goals, that teachers understand what they are accountable for, and that students are provided with a learning environment that enables them to achieve the standards (Perna & Davis, 2007).

The curriculum provides a structure for professional practice that is used by staff to engage and motivate all learners to acquire, practice and apply their learning in varied and meaningful contexts. The curriculum also offers guidance for teachers to personalize learning for students throughout the year.

Philosophical Statements of Curriculum Delivery

Mastery learning approaches, in which learning topics are explicitly shared with students and parents, create a formal mechanism to align resources around student success. Essential conditions for providing students with educational opportunities that prepare them with college-ready and career-ready skills include (Sturgis & Patrick, 2010):

- Students advance upon mastery
 - Students are advanced to higher-level work upon demonstration of mastery.
 - Students work at levels that are appropriately challenging.
 - Students are evaluated on performance.
 - Individual learning plans are developed for students who are underachieving.
 - Some students may complete courses more rapidly than others.
 - Earning credits is based upon demonstration of mastery, not seat-time.

- Explicit and measurable learning objectives that empower students
 - The relationship between students and teacher is fundamentally changed.
 - The unit of learning becomes modular.
 - Learning expands beyond the classroom.

- Assessment is meaningful and a positive learning experience for students
 - Schools embrace a strong emphasis on formative assessment.
 - Teachers collaborate to develop understanding of what is an adequate demonstration of proficiency.
 - Teachers assess skills or concepts in multiple contexts and multiple ways.
 - Attention on student learning, not student grades.
 - Diagnostic assessments are given regularly to gauge where a student is in his or her learning.
 - Summative assessments are adaptive and timely.

Board of Education Strategic Goals

It is essential, for the improvement of student achievement scores, for the school district to create and implement a comprehensive curriculum management process that is guided by board policy and includes procedures to direct the design and delivery of curriculum.

This process should ensure that a set of cohesive, vertically-articulated learning objectives, as well as student assessments constructed to reflect students'

achievement of those objectives, are in place. A clear set of strategic goals is one way in which the Burnsville-Eagan-Savage School District 191 Board of Education defines and communicates a vision and priorities for the school system.

Communicated through the Superintendent, system goals allow district staff to focus their operational planning and the commitment of time, energy and system resources toward obtaining desired outcomes.

The Board of Education Strategic Goals for 2010-2011 for curriculum and instruction expect district administration to develop processes to increase student achievement through a comprehensive written curriculum that is rigorous and relevant, employs best practices, meets the diverse needs of all students and which is delivered by highly trained professionals. The goals specify the following:

Curriculum and Instruction

It is an expectation of the Board of Education that student achievement will be enhanced through the development of a comprehensive written curriculum that is rigorous and relevant, employs best practices, meets the diverse needs of all students and which is delivered by highly trained professionals.

Curriculum Management

By May 2011, a written curriculum management plan will be developed and approved by the Board of Education that supports high levels of academic achievement for all students and which includes the following components:

- A philosophical framework for the design of the curriculum;
- A planned cycle of curriculum review for all subject areas at all grade levels;
- A description of the roles and responsibilities of the Board, central office staff members, and school-based staff members;
- The timing, scope and procedures for curricular review;
- The format and components for curriculum guides;
- A description of how state and national standards will be included in the curriculum;
- A description of how assurances will be made that the curriculum is culturally inclusive;
- An assessment plan and procedures to determine curriculum effectiveness;
- The approaches by which assessment data will be used to strengthen curriculum and instruction;
- A plan for linking a comprehensive staff development program to curriculum design and delivery;
- Procedures for monitoring curriculum delivery; and
- A communication plan for the process of curriculum design and delivery, as well as celebration of progress and quality.

Curriculum Development

By September 2016, a written curriculum will be developed for all curricular areas and adopted by the Board of Education that includes:

- Clearly defined content standards;
- Clear standards for student performance;
- Content that is articulated kindergarten through grade 12;
- Strategies for fostering student engagement through the presentation of information in multiple ways and which allows for diverse avenues of action and expression; and
- Application of acquired knowledge and skills to future career opportunities and continuing education.

District Mission

Independent School District 191, in partnership with students, parents and the community, is committed to providing every student with relevant and challenging learning experiences that enable each individual to be a responsible, contributing member of a dynamic world community.

District Beliefs

- Each person is valuable.
- Each person wants to learn.
- Every individual has potential and can learn.
- Individual differences must be acknowledged and respected.
- Education must be responsive to individual needs.
- Learning is the acquisition of knowledge, skills and/or awareness.
- Learning is a lifelong process.
- The application of learning broadens understanding.
- The family is a primary influence in the development of the individual.
- Expectations have an impact on learning.
- Motivation affects an individual's success.
- Self-esteem affects social, emotional, intellectual and physical development.
- Mutual respect and effective communication promote healthy relationships.
- People have the capacity to create a better future.
- As society changes, organizations which serve that society must change.
- As members of the world community, we are interdependent.
- Each individual is responsible for his/her own actions.

Organizational Structure for Curriculum Development and Implementation

Organizational integrity throughout the system equates with compatible and mutually supportive work by the members of the school system staff and faculty (Downey, Steffy, Poston, & English, 2009, p. 84).

Accountability Through Roles and Responsibilities

Quality curricular design and delivery requires the ongoing, active participation of the following staff:

Burnsville-Eagan-Savage Board of Education

The Board of Education reviews curricular plans and recommendations on a yearly basis and advises administration on needed changes. Per Minnesota Statute 120B.11, a school board shall have in place an adopted written policy that includes the following:

- District goals for instruction including the use of best practices, district and school curriculum, and achievement for all student subgroups;
- A process for evaluating each student's progress toward meeting academic standards and identifying the strengths and weaknesses of instruction and curriculum affecting students' progress;
- A system for periodically reviewing and evaluating all instruction and curriculum;
- A plan for improving instruction, curriculum, and student achievement; and
- An education effectiveness plan that integrates instruction, curriculum, and technology.

The Board of Education establishes the Student Achievement and Systems Improvement Advisory Council may appoint a member to serve in an ex-officio capacity.

Superintendent of Schools

The Superintendent is the Chief Executive Officer providing leadership and direction to the schools and all departments in the effective operation of the school district through short- and long-term plans. The Superintendent reports on the district's progress in successfully completing the Board of Education's Strategic Goals and provides direction to the Assistant Superintendent in the areas of curriculum, instruction and assessment. The Superintendent and Assistant Superintendent support curriculum, instruction and assessment through budgetary and staffing processes.

Director of Curriculum

The Director of Curriculum is responsible for curriculum design and delivery. The Director will oversee the district's curriculum management system, make recommendations for future study and work, align all district work with state and federal policies and regulations, report regularly to the Assistant Superintendent and Superintendent on the status of various programs. The Director is responsible for the Student Achievement and Systems Improvement Advisory Council (Appendix A). The Director will work collaboratively with the Directors of Instruction and Assessment, as well as with other administrators and staff to effectively implement curricular programs. The Director will provide appropriate professional development for administrators in the development and implementation of curricula in the buildings.

Director of Instruction

The Director of Instruction is responsible for professional development and instructional delivery. The Director will oversee the implementation of the district's instructional methodology aligned with district curricula, manage the equity and integration plan, and report regularly to the Assistant Superintendent and Superintendent on the status of various programs. The Director will work collaboratively with the Directors of Curriculum and Assessment, as well as with other administrators and staff to effectively implement curricular programs. The Director will provide appropriate professional development for administrators in the instructional delivery of curricula in the buildings.

Director of Student Information and Assessment

The Director of Student Information and Assessment is responsible for managing student information and district testing and assessment. The Director will oversee the district-wide assessment plan, lead research projects, assist in the development of alternative assessments, and report regularly to the Assistant Superintendent and Superintendent on the status of various programs. The Director will work collaboratively with the Directors of Curriculum and Instruction, as well as with other administrators and staff to effectively implement curricular programs. The Director will provide appropriate professional development for administrators in the collection, analysis and application of data that will determine changes to curriculum processes and improve student achievement.

School Administrators

School administration is responsible for ensuring the written and intended curriculum is the attained curriculum at each site. Site planning will incorporate strategies to ensure student success in learning. Principals are responsible for monitoring the school curriculum and the quality of the curriculum delivery. Working with staff, principals will ensure that teaching is aligned with the curriculum and time is

provided for teachers to master the curriculum. Each secondary site will assign an administrator to specific content areas. Principals and/or designees will work with the Director of Curriculum to address curricular issues and needs within the building.

Teachers

Teachers are responsible for the mastery learning of all students. Student achievement is impacted through teacher

- participation in curriculum development;
- engagement in professional development;
- contributions to professional learning community dialogue;
- teaching assessed standards and examining relevant data, and
- maintaining high expectations and rigorous standards for all students.

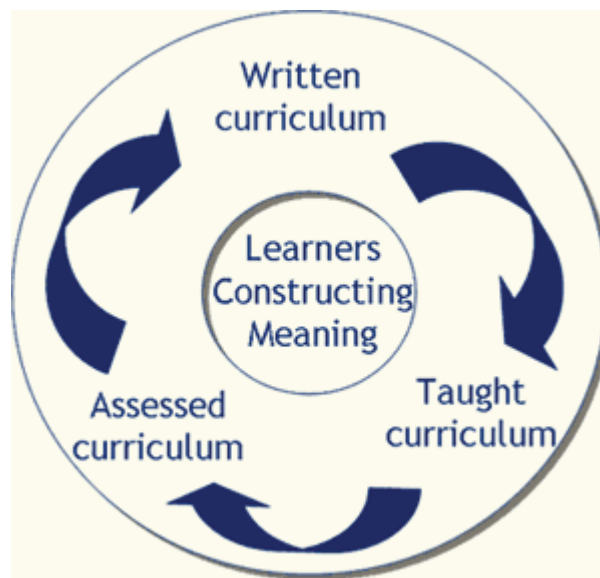
Written, Taught and Assessed Curriculum for All Subjects and/or Learning Areas

Curricular quality control requires: (1) a written curriculum in some clear and translatable form for application by teachers in classroom or related instructional settings, (2) a taught curriculum which is shaped by and interactive with the written one, and (3) a tested curriculum which includes the tasks, concepts, and skills of student learning which are linked to both the taught and written curricula (English, 1999).

WRITTEN CURRICULUM

(District Scope and Sequence, Curriculum Guides)

The written curriculum provides teachers with the information they need to prepare lessons that ensure student achievement: It identifies the most essential skills to be taught to students and that students are expected to master. The written curriculum includes district content standards and district objectives that are derived from a variety of sources, such as state, national, and international standards and assessments. The purpose of the written curriculum is to provide a framework for instruction that will prepare students to succeed academically, live as productive citizens and contribute to society through personally satisfying lives (Downey et al., 2009). As the written curricula are developed, they will be presented to the Board of Education for adoption into policy. The processes and goals of the curriculum process are approved yearly in Board of Education policy.



Curriculum Scope and Sequence and Curriculum Guide Format

There are two distinct documents that are produced through the curriculum development process: a content/course/grade level scope and sequence, and content/course/grade level curriculum guide. The scope and sequence is developed through steps 1 and 2 of the formal curriculum review process; the curriculum guides are completed in step 3 and continually refined in steps 4 through 7 (refer to chart on page 14).

Scope and Sequence

The scope and sequence includes district-developed content objectives that align with not only the Minnesota Academic Standards, but also national and international standards. According to the Minnesota Department of Education (2011), "The state standards identify the knowledge and skills that are to be mastered by all students by the end of a grade level or grade band, help define the requirements for course credit and graduation from high school, and guide educators in the adoption and design of curricula. Student mastery of the standards is measured through state and local assessments" (Academic Excellence section). The required Minnesota K-12 Academic Standards, State Tests and Graduation Requirements (as of 11-1-2010) can be found at the Minnesota Department of Education web site.

The design of the scope and sequence in any given content area ensures vertical articulation and cohesiveness in content, instruction and assessment processes, and predictability of curriculum delivery from one level to another. Guided by Board policy, these documents provide teachers and administrators with critical information for the delivery of instruction and the development of building improvement plans that target student achievement.

The format of the scope and sequence is shown below:

Gr	Strand	Standard	Benchmark	Number	Content, Context, Cognitive Type, Criteria	Standard of Development
<i>Grade in which the standard has been assigned</i>	<i>Label (word or short phrase) for a category of knowledge, as it applies to each specific subject area</i>	<i>General statement of expected learner achievement within each Strand</i>	<i>Learner expectations for each standard (what a student should know and be able to do) at the end of the developmental levels of grades (ie. Pre-K-2, 3-5, 6-8, 9-12)</i>	<i>Code assigned to district objectives</i>	<p><u><i>Content:</i></u> <i>The specific topic, concept, process, skill, knowledge, or attitude to be learned</i></p> <p><u><i>Context:</i></u> <i>The performance conditions under which the student will demonstrate the content</i></p> <p><u><i>Cognitive Type:</i></u> <i>The level of thought process required, tied to Bloom's taxonomy</i></p> <p><u><i>Criteria:</i></u> <i>The degree to which students need to show they have mastered the learning</i></p>	<i>Given the grade in which the content will be learned, instruction will be delivered for Mastery of content, Development of previously introduced content, or for Introducing new concepts</i>

Example Scope and Sequence for Sixth Grade Mathematics:

Gr	Strand	Standard	Benchmark	Number	Content, Context, Cognitive Type, Criteria	Standard of Development
GR. 6	Algebra	Use properties of arithmetic to generate equivalent numerical expressions and evaluate expressions involving positive rational numbers.	Apply the associative, commutative and distributive properties and order of operations to generate equivalent expressions and to solve problems involving positive rational numbers.	6.2.2.1a MCA III ASSESSMENT	<p><u>CONTENT:</u> Properties. Students apply associative, commutative and distributive properties to generate equivalent expressions.</p> <p><u>CONTEXT:</u> Given 3 expressions to solve, students will apply an appropriate property to generate an equivalent expression.</p> <p><i>For example:</i> $\frac{32}{15} \times \frac{5}{6} = \frac{32 \times 5}{15 \times 6} = \frac{2 \times 16 \times 5}{3 \times 5 \times 3 \times 2} = \frac{16}{9} \times \frac{2}{2} \times \frac{5}{5} = \frac{16}{9}$</p> <p><i>Another example: Use the distributive law to write:</i> $\frac{1}{2} + \frac{1}{3} \left(\frac{9}{2} - \frac{15}{8} \right) = \frac{1}{2} + \frac{1}{3} \times \frac{9}{2} - \frac{1}{3} \times \frac{15}{8} = \frac{1}{2} + \frac{3}{2}$</p> <p><u>COGNITIVE TYPE:</u> Application/Analysis</p> <p><u>CRITERIA:</u> Students generate equivalent expressions using associative, commutative and distributive with 80% accuracy.</p>	M

Curriculum Guide Design for Content/Course/Grade Level

A curriculum guide is a more detailed outline of the scope and sequence and is created by staff who teach the content/course/grade level. This electronic curriculum repository includes pacing calendars, prerequisite learning, academic vocabulary, suggested teaching strategies, re-teaching and intervention strategies, connections to other content areas, real world applications, and suggested instructional resources.

The instructional units are fluid and can be edited on an ongoing basis so that the latest research-based strategies and resources are available to all teachers and administrators. A sample format of an instructional unit--which will be in a digital format--is shown on the next page.

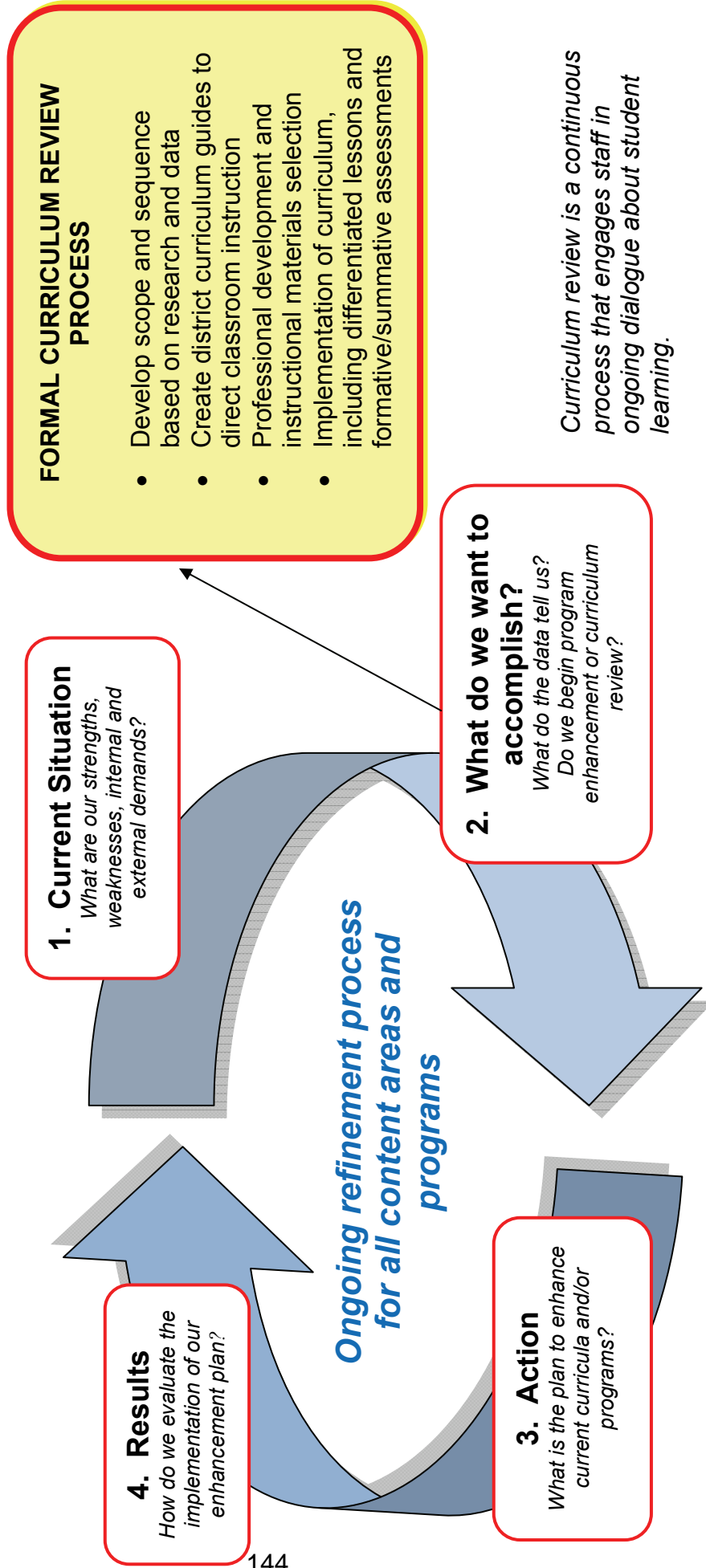
Burnsville-Eagan-Savage School District Instructional Unit

Subject:

Grade Level:

Unit Title:		Length of Unit:
Essential Learning Outcomes:		
Content Standard:		
Objective(s):		
1.		
2.		
3.		
Objectives in Student-Friendly Language:		
Prerequisite Knowledge and Skills:	Essential Vocabulary:	
Sample Pre-Assessment(s):		
Real World Importance (why do students need to know/be able to do this?)		
Instructional Strategies Used in this Unit:		
Differentiated Activities:		
Re-teaching Activities and Intervention Strategies:		
Enrichment and/or Extension Activities:		
Interdisciplinary Strategies:		
Sample Post-Assessments:	Standard for Determining Mastery:	

Continuous Curriculum Review and Management Process



Curriculum Design Steps and Timelines

Scope and Sequence Design

Phases	Timeline	Measurement of Success
Step 1 Identify committee to work in the summer to develop the scope and sequence. Train scope and sequence process facilitators.	December to May	Representative committee formed and facilitators trained in the process.
Step 2 Create scope and sequence documents for content area(s) and grade levels.	June	A scope and sequence document is created and posted online.

Curriculum Guide Design

Phases	Timeline	Measurement of Success
Step 3 Create units of instruction and pacing guides based on scope and sequence document(s) and provide professional development to all teachers of content/course/grade level.	September to May	A curriculum guide is created and available online for teacher and administrator use.
Step 4 Refine scope and sequence document(s) and align pacing guides. Create differentiated lessons for instruction.	June	Specific lessons are created and accessible online.
Step 5 Provide professional development to all teachers of content/course/grade level. Review and select instructional materials.	Ongoing	Professional development is embedded in the curriculum processes and available through the Academy.
Step 6 Align scope and sequence and pacing guides with instructional materials. Develop/refine formative and summative assessments.	Ongoing	Curriculum guides have been refined and taught curriculum is aligned with assessed curriculum.
Step 7 Professional development, data analysis, and refinement of scope and sequence.	Ongoing	The attained curriculum is the taught and assessed curriculum.

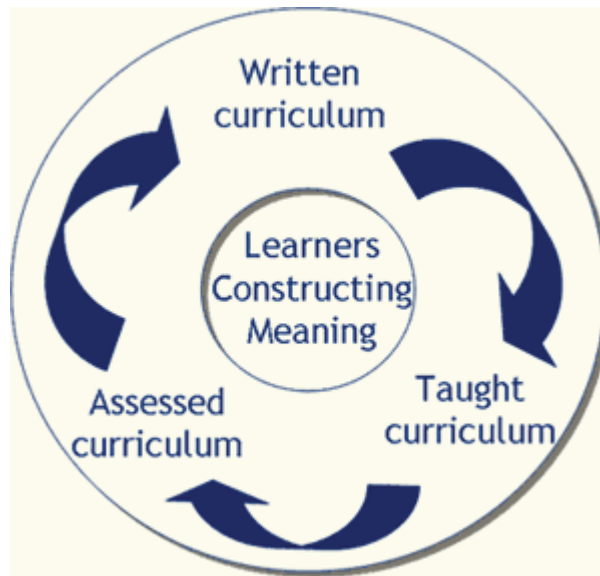
Content Area Emphasis

The curriculum management plan will provide direction for the development, implementation, monitoring and evaluation of curriculum for all grade levels and all content areas. The district will begin its work with mathematics, English/language arts, science and social studies. Per Board policy, a written curriculum will be developed for all content areas.

A seven-year curriculum review cycle will guide when content areas are reviewed, but the review will be determined by state and national standards changes, common core standards implementation, new assessment development and implementation, student progress towards identified content goals, student and teacher needs, technological changes, and a variety of other factors. The district will respond to these changes; therefore, the seven-year curriculum review cycle will be flexible from year to year (Appendix B--Proposed Seven-Year Curriculum Review Cycle).

TAUGHT CURRICULUM (Classroom Instruction)

The complexity of teaching is well recognized; a teacher makes over 3,000 nontrivial decisions daily. It is useful to think of teaching as similar to not one but several other professions, combining the skills of business management, human relations, and theater arts. (Danielson, 1996)



Mastery learning provides students with higher quality instruction that is at an appropriate level and in conditions that are appropriate to the learning situation. In preparing instructional units, teachers:

- Specify what the learner will know and be able to do after instruction;
- Determine what prerequisite learning is needed;
- Assess and analyze how well students are learning the district objectives and prerequisite learning objectives (assess throughout the teaching and learning process);
- Design and/or select the appropriate instructional strategies;
- Provide a variety of delivery models so students can understand and master the objectives;
- Provide ample practice opportunities for students to acquire and master the objectives;
- Offer timely feedback on their performance;
- Re-teach content that has not been mastered or provide enrichment opportunities for students who have reached mastery; and
- Keep records on student performance to guide future instruction (Downey et al., 2009).

The curricula, and instructional strategies, are implemented in an equitable manner. In other words, students are provided instruction in accordance to their needs. The district will provide appropriate assistance to teachers to be able to address the instructional needs of all students--regular education, special needs, gifted and talented, English Language Learners, etc.

The district's professional development model that will address future adopted instructional models will include:

- Instructional planning, based on district curriculum objectives and analysis of student needs;
- Instructional delivery, which includes information and examples directly related to the objectives;
- Student practice related to the objective, the monitoring of student learning with appropriate feedback and re-teaching or enrichment as needed by individual students; and
- Evaluation, including monitoring and record-keeping that tracks each student's status relative to objectives to be learned and directs re-teaching as necessary.

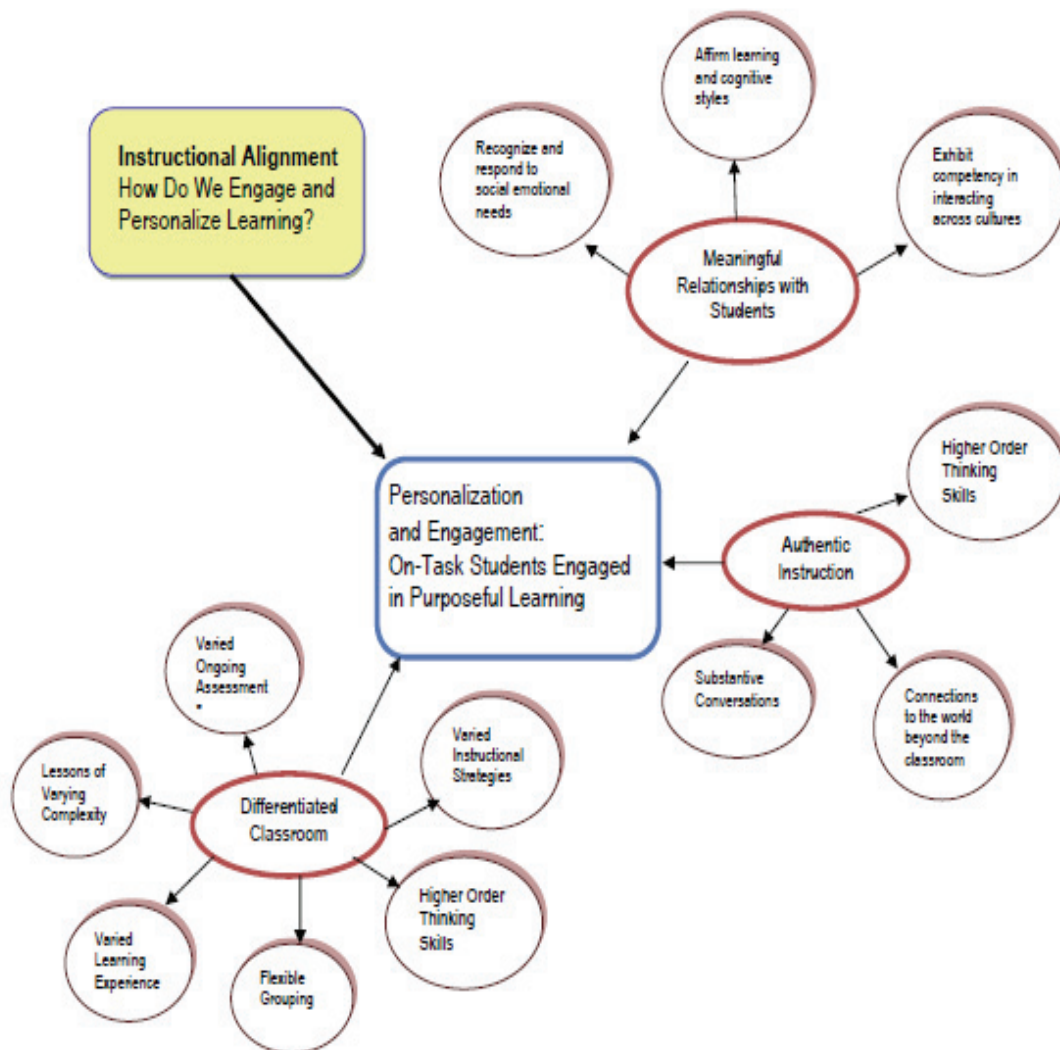
Personalization of Learning

(Also known as differentiation)

The district will continue its professional development and implementation of differentiation. A working definition of differentiation has been developed and adopted by the district:

Differentiation is proactive planning and responsive teaching which tailors instruction of content, process, and product to various needs of students, maximizes each student's learning capacity, and helps students become advocates of their own learning.

The Directors of Curriculum, Instruction and Assessment will develop processes that incorporate curriculum development, instructional strategy implementation, and various assessments that are differentiated to meet the needs of all students. The graphic on the next page shows how this process might look in the classroom.



(Spring Lake Park Public Schools, 2011)

Equitable Access to and Delivery of Curriculum

Different student needs require different responses and treatments in instruction. As part of the curriculum development process, the district will prepare and maintain collections of special instructional resources for classroom use. Through district processes for new course implementation (Appendix C), the district can modify course offerings and improve access to courses to enhance consistency and equity. Ongoing monitoring of courses will foster comparability across school sites and grade levels.

The professional development plan supporting curriculum implementation will reinforce a variety of research-based instructional strategies that increase student achievement and address cultural competency. These strategies can be embedded in the curriculum development process, offered through professional development academies, or provided through alternative avenues.

We have high expectations of all students and their access to rigorous coursework is essential. To meet the Board's Strategic Goals, we will continually increase the percentage of all graduating students who successfully complete an Advanced Placement (AP) course, College In Schools (CIS) course, post-secondary course or a dual credit career and technical education course. In addition, all students will develop an individualized education plan outlining coursework needed in grades 8-12 to support the students' postsecondary education and career goals. Along with parent involvement, each student's plan will be reviewed annually.

Culturally Inclusive Practices

Minnesota State Rule (3500.0550) requires the district to establish and maintain an inclusive educational program that is delivered so that students and staff gain an understanding and appreciation of:

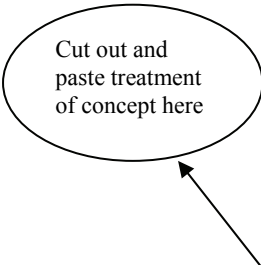
- The cultural diversity of the United States;
- The historical and contemporary contributions of women and men to society, and
- The historical and contemporary contributions to society by persons with disabilities.

Specific professional development will be provided during curriculum development, implementation, professional development, and instructional materials selection to enhance staff capacity for culturally competent instructional practices.

Instructional Resource Alignment

Instructional planning, based on district curriculum objectives and analysis of student needs, leads to the selection of the most appropriate instructional resources and instructional strategies used in (and out of) the classroom. Instructional materials are any and all resources used to teach the curriculum. These can include, but are not limited to, textbooks, digital curricula, SMART technologies, audio-visual, Web 2.0, and/or classroom libraries. Teachers will receive ongoing professional development in the use of instructional resources to support the written curriculum.

An example of how the district may approach the selection of instructional materials is illustrated on the next page.

Learner Concepts	Textbook A	Textbook B	Textbook C
(Example:) "Measure and accurately determine the perimeter of a multisided building"	No treatment of concept		Cut out and paste treatment of concept here

Select best match

Instructional Materials Comparisons Chart, *50 Ways to Close the Achievement Gap* (2009).

Professional Development Plan
(Board of Education Strategic Goal)

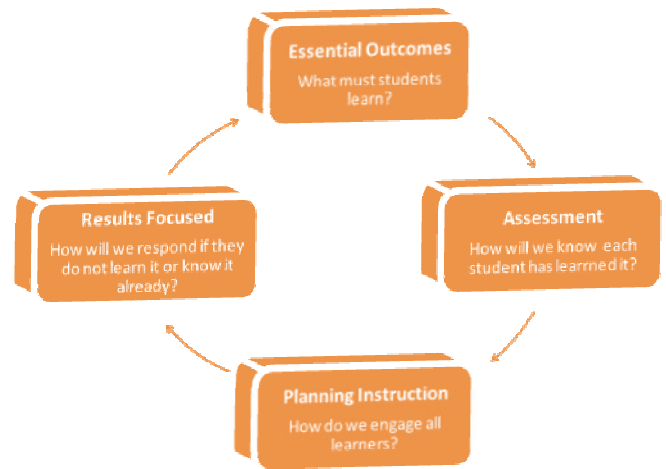
Annually, the Director of Instruction will update and implement a comprehensive five-year professional development plan which provides professional staff development opportunities that:

- Enhances and improves student achievement;
- Provides for organizational, collegial and individual development;
- Is sufficiently funded to obtain professional development goals;
- Reflects a careful analysis of student achievement data and staff needs;
- Is guided by a multi-year comprehensive plan that is aligned with the district's goals, priorities and curriculum;
- Focuses on research-based approaches in both content and delivery;
- Includes follow-up, monitoring and on-the-job application necessary to support acquisition and application of instructional strategies; and
- Is evaluated in terms of improved academic achievement for all students.

In addition to the comprehensive professional development plan, teachers participating in curriculum development will receive embedded professional development on specific instructional strategies that are research-based and have proven positive effects on student achievement. As part of the regular content/course/grade level professional development, attention will be paid to the particular needs of special education teachers, English Language Learner teachers, and other specialized content teachers.

Professional Learning Communities

The foundation of a system-wide Professional Learning Community is ongoing, job-embedded professional development that connects all parts in the system. Professional learning must be results oriented and begin with a clear focus on adult learning aligned to student learning needs. Embedded in the District and School Improvement Plans, staff are supported with time and ongoing supports to focus their work on the four key questions that all members of a learning community must address:



1. Essential Outcomes

What do we expect each student to learn, know and be able to do?

This is the intended/written curriculum and the core of our scope and sequence work. Using a backwards design process, teachers work in both vertical and horizontal teams to clearly articulate outcomes.

2. Assessment

How will we know when each student has demonstrated mastery of the content, concepts, and skills stated in the essential outcomes?

This is the assessed curriculum. Teachers participate in ongoing work in vertical and horizontal teams to develop common assessments FOR and OF learning tied to the essential outcomes. Results of these assessments are used to differentiate instruction and to involve students in their learning.

3. Instruction Planning/Alignment

How will we engage each student in the learning process?

This is the taught/learned curriculum. Teachers work collaboratively in teams to create instructional plans aligned to learning targets and student needs.

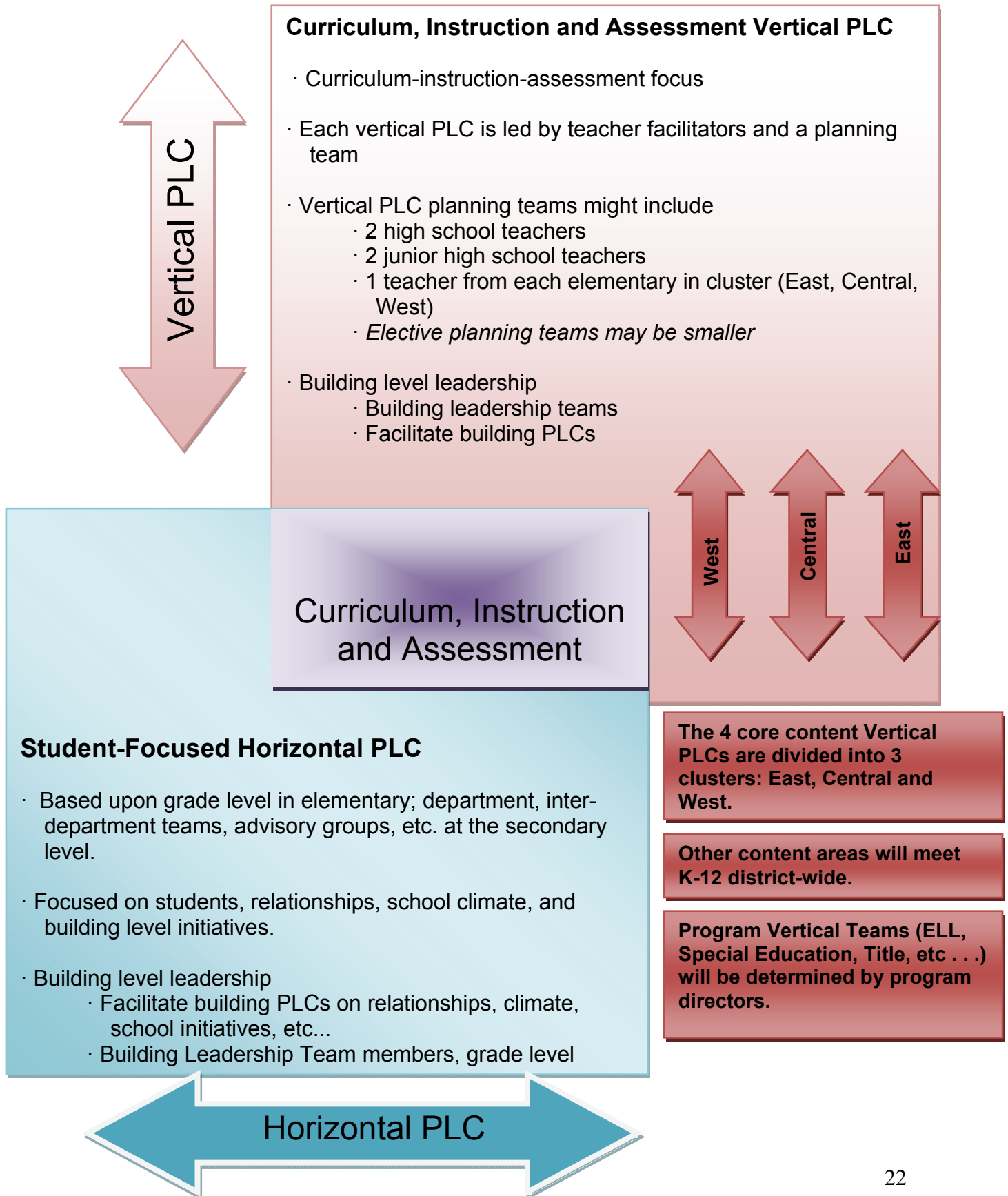
4. Results Focus

How will we respond if a student can demonstrate mastery before we teach it or cannot demonstrate mastery after we have taught it?

Teachers work as a learning community to differentiate instruction and respond to student needs. Each school will develop and sustain a *System of Interventions* to collaboratively respond when a student needs additional support or enrichment.

The graphic on the next page illustrates the district's proposed structure for professional learning community work.

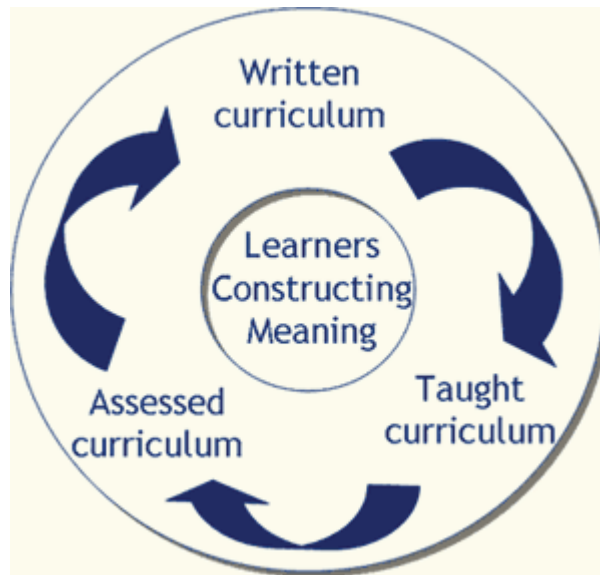
District Structure for Professional Learning Communities (PLC) to Support Curriculum Implementation



ASSESSED CURRICULUM

(Classroom, District, State and National Assessments)

It's important to remember our objective with assessments: an accurate and developmentally appropriate rendering of mastery that is clearly communicated to students, their parents, and other educators. From these assessments, we have insightful knowledge of a student's growth and accomplishment. (Wormeli, 2006)



The Assessment Plan is designed to ensure accountability. It uses multiple measurements (district, state and national tests) to assess student achievement. The plan is endorsed annually by the District 191 Board of Education. District assessment schedules can be found on the district web site.

The Assessment Plan has two primary objectives:

- Assess student achievement on Minnesota state standards, district outcomes, and other determined assessments; and
- Use results to evaluate curriculum and instruction.

Alignment to the Written and Taught Curriculum

While school district officials appreciate the value of standardized tests, they also recognize that standardized test results, in and of themselves, should not be used independently to make decisions about individuals, groups and schools. To promote the greater development of the talents of all students and to better reflect District curriculum and specific course content, alternative forms of

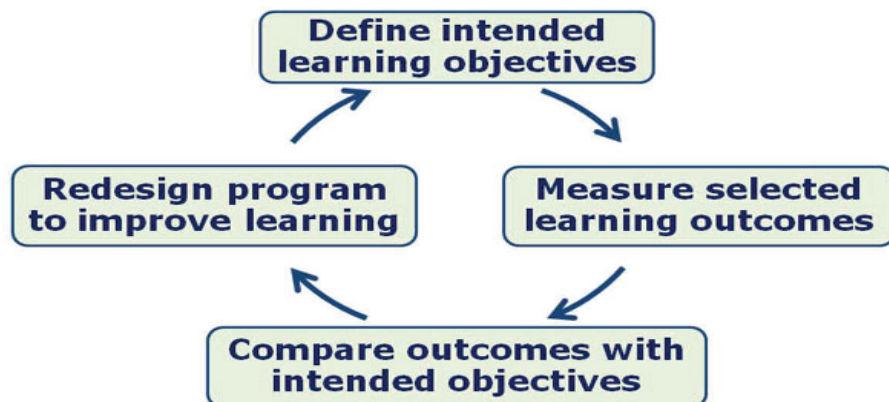
assessment should be developed and used. This will better ensure that evaluation is fair, comprehensive and leads to greater opportunities for students.

The information that is obtained from these assessments is used by teachers, administrators, and parents to help them better understand how students are learning important skills and progressing towards mastery learning, in particular in reading, mathematics and writing.

The district scope and sequence and curriculum guides provide teachers with not only the content that students need to master, but also the context in which the content will be assessed. For every objective, a pre- and post-assessment will allow teachers to determine when the content has been mastered. The use of formative, benchmark and common assessments will enable teachers to determine when to provide students with remediation or enrichment activities. These local, district-developed assessments align with the content objectives for each content/course/grade level.

Teachers will regularly examine data in professional learning communities to plan for daily, monthly and yearly instruction. The assessment data aid in designing professional development to meet specific areas of instruction that can be improved. Professional development in assessment of student learning will be provided so that teachers focus instruction on student mastery of the written curriculum.

Assessment Learning Cycle



Student learning outcomes should derive from the objectives which flow from the goals and mission of the program. An Assessment Plan includes all these components and focuses on the assessment of each learning outcome and how the evaluations of the results of the assessment are used for program improvement (University of Connecticut, 2011).

IMPROVED PRODUCTIVITY

Written, Taught and Assessed Curriculum for All Subjects and/or Learning Areas

Curricular quality control requires: (1) a written curriculum in some clear and translatable form for application by teachers in classroom or related instructional settings, (2) a taught curriculum which is shaped by and interactive with the written one, and (3) a tested curriculum which includes the tasks, concepts, and skills of student learning which are linked to both the taught and written curricula (English, 1999).

Monitoring of Curriculum Implementation

The district will develop a process for continual monitoring of curriculum implementation of all content areas and at all levels. Per Board policy, instructional leaders should observe the curriculum being taught on a regular basis. Instructional leaders include, but are not limited to: Superintendent of Schools, Assistant Superintendent, Director of Curriculum, Director of Instruction, Director of Student Information and Assessment, Principals, and Assistant Principals. Instructional leaders will receive regular professional development in the key elements of implementation evaluation.

The following strategies will provide structure for monitoring curriculum implementation:

Determine the curriculum objective that is being learned in the classroom and the cognitive type of thinking that is being employed.

Teachers

During the developmental processes to create the scope and sequence and curriculum guides, teachers align objective(s) and determine cognitive types that are addressed in unit development.

Administrators

Using the district's Board adopted curriculum scope and sequence and content/course/grade level curriculum guides, administrators verify the objective(s) and cognitive types addressed in the lesson.

Compare taught objectives to the district curriculum guide for congruence.

Teachers

When preparing daily lessons from curriculum guides, teachers align daily/weekly instruction to objective(s) defined in the instructional unit. Teachers may choose to use the "student-friendly" objectives in class.

Administrators

Using the district's Board adopted curriculum scope and sequence and content/course/grade level curriculum guides, administrators confirm the objective(s) addressed in instruction to those in the approved documents.

Determine alignment of activities/resources to the objectives(s) being taught.

Teachers

Teachers use electronic/digital curriculum guides to plan daily/weekly instruction. This work is particularly constructive when completed in teams or in professional learning communities.

Administrators

Using effective instructional strategy research (ie. A Comprehensive List of Strategies that Relate to Effective Teaching-Marzano), administrators will look for the most effective instructional strategies used to teach the objective(s).

Determine effective teaching practices taking place with attention to differentiated instruction to meet students' needs.

Teachers

When planning instruction, teachers will determine which pre-assessments will be used and based upon pre-assessment results, lessons are edited to meet the learning needs of students.

Administrators

Using effective instructional strategy research (ie. Tomlinson, Marzano), administrators will determine if the instructional strategies used to teach the objective are the most effective and meet the needs of all students. Administrators may also provide scheduling assistance to enable flexible grouping, etc.

Teachers will have the opportunity to work collaboratively on curriculum development, instructional planning, and reviewing student achievement results through ongoing professional learning communities at the building and district levels.

As instructional leaders in their buildings, principals will participate in administrative "walk through's" to reflect upon the written, taught, and assessed curriculum in their buildings. During the walk through's--often conducted with participation from the Superintendent, Assistant Superintendent, or a director--they will note other objectives and teaching practices observed throughout the classroom that need to be celebrated and replicated, or reviewed for effectiveness.

The principal will determine when and how to plan and implement programs that are effective in raising student achievement. Part of improving student achievement is practicing reflective evaluation of the science and art of teaching. Principals will offer feedback to staff that will result in continuous improvement and professional growth. This feedback may be through formal professional evaluations, informal conversations, and/or professional learning communities.

Periodic Review of the Curriculum

The district will develop a plan to evaluate all instructional programs in the district, focusing on their purposes, impact on student learning and cost effectiveness. Based on the evaluation criteria, a review team of teachers, building and district level administrators (and other staff, as needed) will recommend which programs will be maintained as is, which need to be modified, and which need to be eliminated based on evaluation data. This review team may be representatives from other district committees so that all functions of the district are represented.

Resource Allocation and Instructional Environment

Through the district's budgeting process each year, a needs-based budget will be developed to support all aspects of the Curriculum Management System. Additionally, the district will support the maintenance of facilities that include technological supports appropriate for adult learning and collaboration.

Communication Plan

The Director of Curriculum will create an effective communication plan that informs the Board of Education, the staff, and the community about curricular initiatives. The communication plan will, at a minimum, include the following activities:

Board of Education Reports

The Director of Curriculum provides the Board of Education with reports on curricular and program effectiveness on a regular basis. Information may be provided in a formal presentation format, or informally through the Superintendent and/or Assistant Superintendent.

District Policies

Under the direction of the Assistant Superintendent, the Director of Curriculum will review and revise district policies to reflect current, research-based programming and procedures.

Student Achievement and Systems Improvement Advisory Council (SASI)

The Director of Curriculum is responsible for the creation and maintenance of the SASI. The SASI ensures active community participation in all phases of planning and improving the instruction and curriculum affecting State and district academic standards. The *Annual Report on Curriculum, Instruction and Student Achievement* is reviewed by the SASI as part of the district's ongoing communication about student achievement. In addition, the SASI oversees the public hearings on curriculum when a new content enters the formal curriculum review process.

District Web Site (Internal and External)

Staff and community will access relevant information pertaining to district curricula: curriculum scope and sequence documents, curriculum guides, online resources, instructional resource lists, committee memberships, calendar of events, links to professional development and Keep Certified, and links to national and state resources.

Principals' Meetings

The Director of Curriculum will attend principal meetings to ensure clear and consistent information about district programs. Information will also be maintained in a secure location on the district's curriculum website on the Teaching and Learning tab.

District Office Colleagues

The Directors of Curriculum, Instruction, and Assessment will meet regularly to strategically plan district programs, including the development of curricula, instruction and professional development, district assessments, and budgets. The Director of Curriculum will also meet with other colleagues (Director of

Special Education, Director of Technology, etc.) to ensure clear communication about joint projects.

Burnsville Education Association (BEA)

The Director of Curriculum will meet regularly with BEA leadership to share initiatives and future planning in the area of curriculum, instruction and assessment for student learning.

Digital Medium

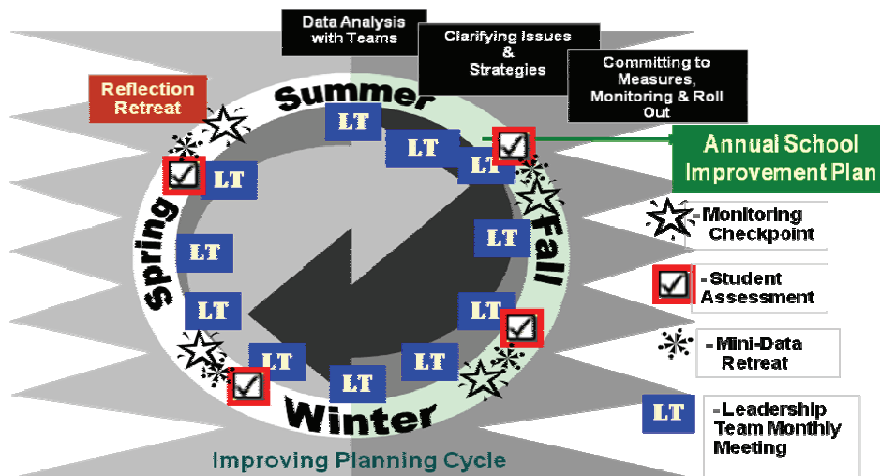
Once a digital medium has been identified with parameters for posting expectations, the Director of Curriculum will contribute reflective, research-based posts as a means of communicating with the Burnsville-Eagan-Savage community and the educational community at-large.

Sustainability

Schools that are effective in bringing all students to high levels of mastery are often especially adept at building capacity. They build intellectual and human capacity through professional development, develop social capacity by creating learning communities, forge partnerships, and create safe and purposeful school climates (Murphy, 2001).

Student performance will be assessed and monitored throughout the year and tied directly to curriculum processes, instructional models implemented in the classroom, and continuous improvement plans developed by each school. The graphic below shows the continual improvement process that is dependent on multiple data points:

The Full Year Cycle of Improvement



The principal will set the stage for everything that will happen in the building by identifying and incorporating the district beliefs and values into everyday practice (Sergiovanni & Starratt, 2002). Providing instructional staff with agreed-upon written curricula, assessments that aid in making instructional decisions and training to meet student needs will assist the principal in developing a culture for instructional excellence and student success. According to Fleischer (2004),

When professional development is designed to provide time and structure for teachers to pursue questions that interest them, and when it honors the knowledge that teachers produce, real change can result. Teachers want to help their students learn. And professional development that recognizes and supports that quest can make a real difference in student success. (p. 28)

Celebration of Progress

It is the supreme art of the teacher to awaken joy in creative expression and knowledge.

Albert Einstein

Teachers maintain a capacity for learning throughout their careers. However, growth is not automatic. Growth occurs by reflecting on experience and effectively using higher-order thinking processes to plan, monitor, and evaluate educational tasks. Teachers will increase their capacity for learning only when thinking is mediated in the work culture. (Costa and Garmston, 2002, p. 174)

Sharing our stories about student learning in professional learning communities, leadership teams, curriculum meetings, and professional development workshops will help us make important and timely decisions about curriculum, instruction and assessment. It is through our individual and collective efforts that our students will reach their full potential, and it is through our students' successes that we can celebrate our work.

Works Consulted

- Assessment Primer: The Assessment Learning Cycle. (2011). University of Connecticut. <http://assessment.uconn.edu/primer/cycle.html>
- Buffum, A., Mattos, M., & Weber, C. (2009). *Pyramid response to intervention*. Bloomington, IN: Solution Tree Press.
- Collins, J. (2001). *Good to great: Why some companies make the leap and others don't*. New York: Harper Collins Publishers.
- Costa, A. L., & Garmston, R. J. (2002). *Cognitive coaching: A foundation for renaissance schools (2nd ed.)*. Norwood, MA: Christopher-Gordon Publishers.
- Danielson, C. (1996). *Enhancing professional practice: A framework for teaching*. Alexandria, VA: Association for Supervision and Curriculum Development.
- Darling-Hammond, L. (1998, February). Teacher learning that supports student learning. *Educational Leadership*, 55(5), 6-11.
- Downey, C. J., Steffy, B. E., Poston, Jr., W. K.; & English, F. W. (2009). *50 Ways to close the achievement gap*. Thousand Oaks, CA: Corwin Press.
- DuFour, R. (2003). Building a professional learning community for system leaders. *The School Administrator*, May.
- DuFour, R. (2004). *Whatever it takes: How professional learning communities respond when kids don't learn*. Bloomington, IN: National Educational Services.
- Effective professional development begins in the classroom. (2002, Winter). *English Update*, 1-2.
- English, F.W. (1992). *Deciding what to teach and test: Developing, aligning, and auditing the curriculum*. Newbury Park, CA: Corwin Press.
- English, F. W. (1999). *Deciding what to teach and test: Developing, aligning, and auditing the curriculum (Millenium ed)*. Thousand Oaks, CA: Sage Publications.
- Fleischer, C. (2004, October). Professional development for teacher-writers. *Educational Leadership*, 62(2), 24-28.
- Fullan, M. (2001). *Leading in a culture of change*. San Francisco: Jossey-Bass.

- Fullan, M. (2006). *Breakthrough*. Thousand Oaks, CA: Corwin Press.
- Fullan, M. (2010). *Motion Leadership*. Thousand Oaks, CA: Corwin Press.
- Goodwin, B. (2008, Fall). When knowing what to do isn't enough: The importance of superior execution. *Changing Schools*, 59, 1-3.
- Hayes-Jacobs, H. (1997). *Mapping the big picture: Integrating curriculum and assessment K-12*. Alexandria, VA: Association for Supervision and Curriculum Development.
- Hayes-Jacobs, H. (2004). *Getting results with curriculum mapping*. Alexandria, VA: Association for Supervision and Curriculum Development.
- Hayes-Jacobs, H. (2010). *Curriculum 21: Essential education for a changing world*. Alexandria, VA: Association for Supervision and Curriculum Development.
- Marzano, R., Pickering, D. J., & Pollock, J. E. (2001). *Classroom instruction that works*. Alexandria, VA: Association for Supervision and Curriculum Development.
- McTighe, J. and Wiggins, G. (2004). *Understanding by design: Professional development workbook*. Alexandria, VA: Association for Supervision and Curriculum Development.
- Minnesota Department of Education. Academic Standards.
<http://education.state.mn.us/mde/index.html>
- Minnesota Statutes, Laws, and Rules. Minnesota Office of the Revisor of Statutes. <https://www.revisor.mn.gov/pubs/>
- Murphy, J. (2001). *Leadership for literacy: Policy leverage points*. Conference proceedings for Educational Testing Service/Educational Commission of the States Conference on Leadership for Literacy, Washington, D.C. Published in the Ohio State University P-12 Project Policy Brief Spring 2002.
- O'Shea, M.R. (2005). *From standards to success*. Alexandria, VA: Association for Supervision and Curriculum Development.
- Perna, D.M. & Davis, J.R. (2007). *Aligning standards and curriculum for classroom success*. Thousand Oaks, CA: Corwin Press.
- Reeves, D. et al (2000). The 90/90/90 schools: A case study. In Reeves, D. et al. *Accountability in action*. Englewood, CO: Advanced Learning Press.

- Reeves, D. (2006). *The learning leader: How to focus school improvement for better results*. Alexandria, VA: Association for Supervision and Curriculum Development.
- Schmoker, M. (2006). *Results now*. Alexandria, VA: Association for Supervision and Curriculum Development.
- Sergiovanni, T. J., & Starratt, R. J. (2002). *Supervision: A redefinition (7th ed)*. New York: McGraw-Hill.
- Sharratt, L. & Fullan, M. (2009). *Realization: The change imperative for deepening district-wide reform*. Thousand Oaks, CA: Corwin Press.
- Sturgis, C. & Patrick, S. (2010). "When success is the only option: Designing competency-based pathways for next generation learning." International Association for K-12 Online Learning. www.inacol.org
- Tomlinson, C. A., & McTighe, J. (2006). *Integrating differentiated instruction and understanding by design*. Alexandria, VA: Association for Supervision and Curriculum Development.
- Wiggins, G., & McTighe, J. (2005). *Understanding by design. 2nd Ed*. Alexandria, VA: Association for Supervision and Curriculum Development.
- Wiggins, G., & McTighe, J. (2007). *Schooling by design*. Alexandria, VA: Association for Supervision and Curriculum Development.
- Wormeli, R. (2006). *Fair isn't always equal: Assessing & grading in the differentiated classroom*. Portland, ME: Stenhouse Publishers.

Benchmark School Districts Studied

- Charleston County Public Schools, Charleston, SC.
- Edina Public Schools, Edina, MN.
- Eden Prairie School District, Eden Prairie, MN.
- Fairfax County Schools, Fairfax, VA.
- Lakeville School District, Lakeville, MN.
- Minnetonka School District, Minnetonka, MN.
- Rosemount-Apple Valley-Eagan Public Schools, Rosemount, MN.
- Spring Lake Park Public Schools, Spring Lake Park, MN.

Appendices

APPENDIX A

Student Achievement and Systems Improvement Advisory Council (SASI)

The Student Achievement and Systems Improvement Advisory Council ensures active community participation in all phases of planning and improving the instruction and curriculum affecting state and district academic standards. Members gain knowledge about curriculum, professional development efforts, instructional programs, and assessments of and for learning that are being implemented in classrooms throughout the district. The Council is composed of parents, students, teachers, administrators, and community members, and to the extent possible, reflects the diversity of the district and its learning sites. The Council is facilitated by the Directors of Curriculum, Instruction, and Student Information and Assessment.

Role of the Student Achievement and Systems Improvement Advisory Council

The council's primary roles are to review and receive information about curriculum, instruction and assessment, and to make recommendations to the administration about district-wide educational standards (consistent with the district curriculum goals and outcomes, and state requirements), assessments and program evaluations. Council activities may include the following:

- Reviewing improvement plans for subjects which have undergone program evaluation;
- Reviewing the district's policies related to the *Annual Report on Curriculum, Instruction and Student Achievement*, and making recommendations to the Board of Education for revisions, if necessary;
- Reviewing the draft of the *Annual Report on Curriculum, Instruction and Student Achievement*, and recommending its adoption to the Board of Education, and
- Reviewing other curriculum-related issues and programs.

Other curriculum-related responsibilities may be taken on by the council with the mutual agreement of the council, administration and the Board of Education.

Membership of the Student Achievement and Systems Improvement Advisory Council

To the extent possible, the council will represent the diversity of the district communities and learning sites, and will be multicultural, gender-fair and disability-sensitive. The membership of the council should include representatives of minorities and special needs students, and teachers, parents, support staff, students and other community residents. Whenever possible, parents and other community residents will comprise at least two-thirds of the council members.

The council will be made up of 15 parents and/or residents, eight employees, two students, and the district Directors of Curriculum, Instruction, and Student Information and Assessment.

- The parents and residents will be chosen as follows: 15 members representing each school attendance area (west, central, east) and three from each level (elementary, junior high, and high school). For parents, the school level they represent will be based on where their child attends school during the first year of the parents' first term on the council.
- Seven administrators and eight staff will be selected to represent each school attendance area (west, central, east) and each level (elementary, junior high, and high school).
- Students will be selected by the high school administration.

Selection of Members

Parents and/or residents may be recommended to serve or may apply to serve. Either way, the applicant must fill out an application form that can be found on the district's web site.

Openings on the council will be advertised in district publications, area newspapers and on the district web site. Applications will be accepted until April 15 for terms beginning the following July 1. Applicant recruitment may take place after April 15 until as late as May 31 for openings for which there are no applicants meeting the guidelines for school attendance area or level.

After April 15, the Directors of Curriculum, Instruction, and Student Information and Assessment will meet with three council members (the chairperson, and two members-at-large) to review all council applications and, based on membership criteria described above, recommend membership. The Board of Education will be asked to approve new members before the new members' first term of service.

Terms of Office

Terms of office shall begin on July 1 and end on June 30.

- Parents, residents shall serve three-year terms, and employees shall serve two-year terms. Terms shall be established to ensure the continuity of a portion of the membership each year.
- Students will serve a one-year term.
- The Director of Curriculum will serve on an ongoing basis.
- No parent, resident, staff or student may serve more than two terms, whether or not the terms are consecutive.
- Open positions due to resignation during a term will not be filled until the following year.

Officer Election

At its first two meetings each year, the council will elect the chairperson. Student members and the Director of Curriculum are not eligible to serve as chairperson.

Expectations and Roles of Members

- Members are to attend at least 60 percent of regular council meetings each year.
- Members are invited to participate in other council-related activities.
- A member who isn't able to fulfill his/her commitment may resign or may be asked to resign by the council chairperson.

Meetings

The council will hold at least four regular meetings each year, from September through May. Meetings will be held from 5:00 PM to 6:30 PM. The meetings will be publicized in district publications, area newspapers and on the district web site, and will be open to the public.

References: - Minnesota Statute 120B.11, School district process for reviewing curriculum, instruction, and student achievement

APPENDIX B

PROPOSED Curriculum Management Cycle

Year that content area(s) may enter into Formal Curriculum Review Process

K-12	2009-2010	2010-2011 <i>Mathematics</i> 06-07 <i>Arts</i> 07-08	2011-2012 <i>Science</i> 08-09	2012-2013 <i>Language Arts</i> 09-10	2013-2014 <i>Social Studies</i> 10-11	2014-2015	2015-2016
Step 1-2 Committee Identification & Scope/ Sequence	Language Arts Math Science	K-12 Language Arts K-12 Writing K-12 Math K-12 Social Studies	7-12 Social Studies	K-6 Science K-12 Arts	K-6 Social Studies		
Step 3 Curriculum Guide		7-12 Language Arts K-12 Writing K-12 Math 7-12 Science	7-12 Social Studies K-6 Language Arts <i>World</i> <i>Language</i>	K-6 Science K-12 Arts <i>Health/PE</i> <i>Guidance</i>	K-6 Social Studies <i>Business</i> <i>FACS</i> <i>CTE</i>		
Step 5 Implementa- tion and Professional Development		7-12 Language Arts K-12 Math 7-12 Science	7-12 Social Studies K-6 Language Arts <i>World</i> <i>Language</i>	K-6 Science K-12 Arts <i>Health/PE</i> <i>Guidance</i>	K-6 Social Studies <i>Business</i> <i>FACS</i> <i>CTE</i>		
Step 6 Full Implementa- tion			7-12 Language Arts K-12 Writing K-12 Math 7-12 Science	7-12 Social Studies K-6 Language Arts <i>World</i> <i>Language</i>	K-6 Science K-12 Arts <i>Health/PE</i> <i>Guidance</i>	K-6 Social Studies <i>Business</i> <i>FACS</i> <i>CTE</i>	
Step 7 Quality Control					7-12 Language Arts K-12 Writing K-12 Math 7-12 Science	7-12 Social Studies K-6 Language Arts <i>World</i> <i>Language</i>	K-6 Science K-12 Arts <i>Health/PE</i> <i>Guidance</i>

Decisions about curriculum development will be made each year based on legislative and district priorities.

APPENDIX C

Each year, the Director of Curriculum will work with principals and other staff to determine which courses will be offered for credit in the registration process. New courses proposed to be offered the following year will be submitted through a process that includes a complete syllabus and learning objectives for the course, as well as the rationale for offering the course. The curriculum review team will review the new course submissions to determine alignment and enhancement of existing curricula.

New course proposals will include:

- Articulation of learning goals from one grade to the next
- A consistent format for design and quality of the curriculum guide
- Integration of technology in the design and delivery of instruction

At the same time, the review team will determine which programs are ineffective and need to be either restructured or eliminated from the registration guide.

The changes to course offerings will be presented to the Board of Education for approval.

NEW COURSES TO BE ADDED

Course Title	Department	Grade Level(s)	Prerequisites	Credit (elective or subject area)	Length of Course	Rationale



INDIVIDUALIZED STUDENT SERVICES OFFICE

TO: Members, Board of Education
Randy Clegg

Agenda Item III.B
May 19, 2011

FROM: Stephanie A. Corbey, Executive Director
Individualized Student Services

DATE: May 11, 2011

SUBJECT: 2011-2012 Early Childhood Special Education (ECSE) Parent Handbook

RECOMMENDATION: That the Board of Education approves the 2011-12 Early Childhood Special Education Parent Handbook as presented.

There are minor changes made to the 2011-12 Parent Handbook as listed below.

Outline of Changes

Program Overview (page 1):

Revised program overview of the ECSE program to include settings/services available to children and families based on the determination made by the IEP teams.

Transition to Kindergarten (page 2):

Added a description of the transition process from the ECSE program to Kindergarten.

Interagency Services (page 2):

Added information on Dakota County interagency services that assist the ECSE program in delivering early childhood intervention services including the state of Minnesota Help Me Grow resource.

School Social Work Services (page 6):

Added a section on school social work services to inform families of this new resource available to the program.

EARLY

CHILDHOOD

SPECIAL

EDUCATION

2011-2012 PARENT HANDBOOK

**Early Education Program and Services
202 West Burnsville Parkway
Burnsville, MN 55337
(952) 895-6610**



Dear Parents and Guardians:

Welcome to the Burnsville-Eagan-Savage School District # 191. The Early Childhood Special Education (ECSE) program is part of the Individualized Student Services Department. This handbook has been prepared for families with children who are receiving services through the ECSE program. Many of your questions have been anticipated and are covered in this handbook. While the handbook contains general information, we understand that it may not provide answers to all of the questions you might have regarding your child's education and services while attending the ECSE program. We are always available to clarify information and respond to your specific questions.

We like to work together with parents to promote their child's education and early learning. Parents are encouraged to visit the ECSE program and to attend scheduled conferences and participate in parent learning classes and other programs designed to meet your needs.

It is our hope that this handbook will be helpful to you. We strongly encourage and support the team approach in our educational program, with you as a key member of the team. We greatly appreciate it when parents visit and share their experiences with us.

Best wishes for a successful school year.

Sincerely,

Jayne Tiedemann
Assistant Special Education Director
952-895-6610

ECSE Staff
Program Main Number

CONTENTS

ECSE Program Overview.....	1
General Information.....	3
Calendar.....	3
Clothing.....	3
Communications in School District 191.....	3
Community Learning Experiences.....	3
Conferences.....	4
Emergency Numbers.....	4
Emergency Procedures.....	4
Emergency School Closings.....	4
Food Policy.....	4
Health Information.....	4
Medications.....	5
Newsletter.....	6
Parent Teacher Organization/Supports.....	6
School Social Work Services.....	6
Reporting Child Abuse/Neglect.....	6
School Supplies.....	6
Transportation.....	7
Visitors/Volunteers.....	7
ECSE Program Staff Directory.....	8
Notes.....	

Early Childhood Special Education (ECSE) Program Overview

A variety of special education services are provided to children and families through the ISD191 ECSE program. These services are designed to meet the unique, individual needs of the children who participate in the ECSE program. The services are provided on a continuum considering levels of service and types of environments.

The birth – three year old services are primarily provided in the children’s natural setting which is either the home or the childcare setting. Children three – five years of age have options for service to be delivered through classes that are available in both the mornings (9-11:30) and the afternoons (12:30-3:00), on Monday, Tuesday, Wednesday, Thursday and/or Friday. Services may be provided in ECSE center-based classrooms, community based settings and/or in the home. Based on each child’s individual needs and determined by their IEP team, children may receive ECSE services 1, 2, 3, 4, or 5 days per week. Below is a brief description of various ways that services are provided by the ECSE program.

Home Based Services: ECSE teachers, speech pathologists, and occupational and physical therapists may provide services in the child’s home. These services focus on the individual needs of the child and related needs of the entire family. Home visits include direct services to the child as well as time for parent involvement and consultation.

Itinerant Services: Itinerant services are designed for children who may have needs in different areas of development and are already in a preschool or daycare setting that is appropriate for them. An ECSE teacher or educational speech and language pathologist travel to the community based setting. Direct service to the child as well as consultation to the preschool/daycare staff is provided. The frequency and amount of services provided in these settings is based on the individual needs of each child and determined by the child’s IEP team, including parents.

Community Based Services: ISD 191’s ECSE program partners with the District’s Community Education Preschool programs and Headstart Program to provide services in inclusive settings with typically developing peers. Children receiving services in these programs receive support from both licensed and non-licensed ECSE staff.

Center Based Services: Children needing multiple services and direct, intensive instruction attend an ECSE classroom at Diamondhead Education Center. These children have individual goals in various areas of development and are grouped in class sizes that are no larger than eight. The center based class hours are:

Morning Session: 9:00-11:30 AM

Afternoon Session: 12:30-3:00 PM

Parent-Child Groups/Parenting Sessions: Group activities for children and their parents are scheduled throughout the year. During parenting sessions, parents have the opportunity to meet as a group to discuss practical and emotional concerns regarding their child's disability and participate in informational sessions regarding specific disabilities.

Autism Services: Intensive services to meet the needs of children whose primary disability is most often Autism Spectrum Disorders is provided. The emphasis in these specially designed classrooms is on the introduction to the classroom experience, communication, development of play, cognition, motor, imitation, social, independent work, and self-care skills. Staff provides families with information regarding specific research based strategies and methods for working with children with Autism Spectrum Disorders.

Speech Therapy Services: Speech Therapy may be provided in a variety of ways. Therapy services may be any combination of: a community setting, at a child's neighborhood school, within a small group, or on a 1:1 basis. These services help in the development of communication skills such as vocabulary, sentence structure, and speech sounds.

Transition to Kindergarten: In the year before kindergarten, parents will be invited to a transition group where they will have an opportunity to hear about the transition process for kindergarten. This group will also include a parent panel of former ECSE parents with children now in elementary school. In the spring, families will have a transition meeting with staff from the elementary school. These meetings will be held at the elementary school that your child will be attending. Parents can share information and hear about kindergarten and special education services in elementary schools at that time. Official registration for kindergarten is processed at ISD 191 Welcome Center located on the lower level at Diamond Head Education center (Door #11) 200 W Burnsville Pkwy, Burnsville, MN 55337 Phone: 952-707-4180

Interagency Services: **Help Me Grow** is an interagency resource that supports services for children Birth to Five on a state and county level. The membership of **Help Me Grow** includes: ISD 191, County Social Services, Public Health, Mental Health Providers, parents and ARC. Through interagency teamwork, Help Me Grow provides: parent support, staff education, interagency planning, and child find materials. For more information: www.helpmegrowdakotacounty.com

GENERAL INFORMATION

Calendar: All families with children in the Burnsville-Eagan-Savage School District are provided with a Calendar/Answer Book prior to the first day of school. The calendar lists the major events at each of the fifteen schools. In addition you will be provided with a calendar for your ECSE student.

Clothing: Play type clothing is suggested. Activities in the ECSE classrooms are many, varied and sometimes messy. Additionally, we encourage you to select clothing for your child that he/she can manage independently. When weather permits, children spend time outdoors. Please dress your child in outdoor clothing appropriate for the weather. Clearly label all outdoor clothing with your child's name. Also, please send an extra set of clothing for your child (including socks and underwear) clearly labeled with your child's name.

Communications in School District 191: There are several ways to be "in the loop" and know what's happening in your child's school and school district. Here are some new (and improved) ways that communication is expanding.

Instant Parent Notification System: The school district has a new instant notification system that can contact families by phone (home, work, cell), e-mail and text message in case of an emergency. Please make sure your child's school always has your up-to-date contact information. An easy way to update is through SchoolView, the online parent portal. Sign up by clicking on "SchoolView" on the left color bar on the district website at www.isd191.org or any school site.

Follow the district on Twitter: Are you using social media to keep in touch with others? Then, add ISD 191 to those you follow and you will receive emergency information as well as on-going news. Sign up at www.twitter.com.

Electronic news bulletins: Sign up to get e-mail news at home, work or PDA by going to the district website at www.isd191.org or a any school site. Click on "Sign up for electronic news" and select the news bulletins you would like to receive. Check out the news on the Early Childhood Special Education website at www.isd191.org

Community Learning Experiences: Students take both bus and walking community learning experiences. Parents are invited to accompany their child on these outings. An information letter and permission form will be sent home for parent approval.

Conferences: Two scheduled conferences to discuss your child's Individual Education Program (IEP) Plan, or Individual Family Service Plan (IFSP) are held each year. Your child's progress and goals will be reviewed and new goals may be developed. The first conference is held in the fall and the second in the

spring. These face-to-face exchanges are an integral part of the reporting system. Additional conferences may be held at the request of the parent or teacher.

Emergency Numbers: An emergency card is given to each family. The emergency card needs to be filled out completely, returned to school immediately, and updated when changes occur. It is very important that we have parent's current home, work, daycare, telephone number numbers and the number of a friend or neighbor who may be contacted in case of an emergency. This information is kept in the Health Office.

Emergency Procedures: Schools are required by law to conduct fire, evacuation and lock-down drills during the school year. Unannounced drills take place in order to reinforce safety practices to reduce anxiety in the event of an actual emergency. Specific procedures will be followed for severe weather drills and other emergencies.

Emergency School Closings: It may be necessary to close school due to severe weather or for other reasons. Closings will be announced for the Burnsville-Eagan-Savage Schools over the following local radio and television stations.

Radio on WCCO/AM 830

Television on KARE Channel 11, WCCO Channel 4, and KSTP Channel 5.

ISD 191 website, www.isd191.org

It may not be possible to provide advance notice to parents in the event the schools need to close early. Parents should be alert to such a possibility, particularly during severe weather.

Food Policy: Snack time is a part of your child's school program. The State Department of Health requires that the food served in schools be obtained from appropriate sources. Food items for school parties must be purchased from a store; home prepared food items are not permitted. Individual classrooms may have limitations on food items due to students with food allergies. If you do not wish to have your child participate in any parties, please inform your child's teacher. If you would like to have your child occasionally bring a snack to share with classmates you may do so if it is store bought.

Health Information: Children learn best when they are physically and emotionally healthy. Although parents have the primary responsibility for their child's health, a school nurse is available at the Diamondhead Education Center location to assist parents in maintaining, improving and promoting the health of the ECSE students. The school nurse is available during regular school day hours to provide care to students.

Illness/Accidents: In case of illness or an accident at school, you will be notified. Transportation home and all medical care is the responsibility of the parent. If you cannot be contacted, the person whom you listed as the emergency contact will be called. This person should be willing and able to provide transportation and supervision of your child. Be sure the school has this information by completing the Health Care Information card.

If your child will be absent from school, please call the school.

If your child should become ill with a communicable disease, please notify the school. In most cases, children should be kept at home for at least 24 hours after antibiotics have been started, fever is resolved, and/or primary symptoms have resolved.

For your child's protection, he/she should be free of a fever for 24 hours before returning to school.

Immunization Records: Minnesota immunization law requires month, day, and year for 5 DPT/DTaP (Diphtheria, Pertussis, Tetanus), 4 Polio, 2MMR (Measles, Mumps, Rubella), 1 varicella (chicken pox), and the Hepatitis B series vaccines. Your child will not be allowed to start school until this information or an appropriately signed legal exemption is provided. The entire ISD # 191 policy (JHCB) and immunization form are available in the school health office or on the district website as follows: Go to "Our Schools" tab, click on your child's school, click on "The Office", click on "Health" or "Nurses Office" and then click on Health Forms.

Health Records: As required by State law, a health record is kept for each child. Please report any additional immunization(s) or significant health condition(s) to the school nurse for recording in your child's health record. Growth results of vision and hearing screening, immunizations and findings from health assessments are entered in children's health records.

Medications: If your child needs to take medication at school, please contact the school nurse. Teachers should not be asked to be responsible for children's medication. The child's name, name of the medication, dosage and time to be given should be included in a note to the school nurse, as well as the date to start and stop the medication. Medications must be sent to school in the prescription bottle. Any long-term medications (10 days and over) and controlled substances administered for any length of time require a written order from a person licensed to prescribe medication.

If you are sending an "over-the-counter" or non-prescription medication to school for your child, please write a permission note giving your child's name, the reason for the medication, time it is to be administered, dose and duration. All over-the-counter medications must come to school in the original container. The

container should also be clearly marked with your child's name. Please refer to the District website for the medication policy and authorization form.

Newsletter (ECSE): One key feature of effective schools is good communication between school and home. The ECSE school newsletter will be sent home regularly with your child. This newsletter is also posted on the program webpage where it is available online to families who do not wish a hardcopy. We encourage you to let us know if our communications efforts meet your needs.

Parent Teacher Organization/Supports:

The District's *Special Education Advisory Committee* (SEAC) meets five times per year in the evening from 6:00-8:00 P.M. Parents, teachers and community agencies advise the district special education department regarding services for infants, preschool, children, and young adults who receive special education services. If you are interested in servicing on the SEAC, contact Stephanie Corbey at 952-707-6261. Watch the newsletter for information about meeting times and dates. Everyone is welcome to attend.

School Social Work Services: The ECSE program has a School Social Worker who may help families to access community resources and services related to your child's disability. To contact the social worker, please call **(952) 895-6610**.

Reporting Child Abuse/Neglect

District 191 will seek to protect children whose health and welfare may be jeopardized through physical abuse, neglect, or sexual abuse. All district employees are required by State law to report suspected misconduct toward children and are bound to maintain the confidentiality of such data.

School Supplies:

- School Bag: Your child should bring a school bag, large enough to bring home items made in school, notebook, and notes from the teacher and school. Please label the bag with your child's name.
- Journal: Because communication with families is important to us we ask that you utilize the "journal" pages that are provided by your child's teacher. The "journal" pages are a valuable tool for parents to provide information regarding events and new learning that occurs at home and for teachers to provide information regarding children's school activities.

Transportation: Transportation for your child is provided throughout District 191 to children attending the district ECSE program sites. An Emergency Bus card must be completed and received by the school prior to the start of transportation.

Staff members meet the children at the bus when they arrive at school and accompany them to the bus at the end of the school day. Parent or daycare providers are responsible for walking children to the bus when they leave home and meeting the bus upon his/her arrival home.

Please contact your child's teacher if you have concerns or questions regarding transportation. All children sit on a star seat when transported by the school district.

When your child is sick or will not be attending school please notify the bus company and your child's teacher.

First Student Phone Number: (952) 894- 3460

Visitors/Volunteers: Parents/guardians are always welcome at school. Visitors must make arrangements with the teacher and the program administrator prior to the visit. All visitors must check in at the front desk upon entering the building. Each visitor will be given a badge that allows access to the building.

ECSE Program Staff Directory – 2011/2012

(Insert list)

If you have any barriers to understanding this information such as language or a disability, please contact 952-895-6610 for assistance.



OFFICE of INDIVIDUALIZED STUDENT SERVICES

AGENDA III.C
May 19, 2011

TO: Members of the School Board
Dr. Randall Clegg, Superintendent

FROM: Jayne N. Tiedemann, Assistant Director, Individualized Student Services

DATE: May 12, 2011

RE: Burnsville-Eagan-Savage Transition Services (BEST) Handbook 2011-2012

RECOMMENDATION: That the Board of Education approve the 2011-2012 Burnsville-Eagan-Savage Transition Services (BEST) handbook as presented.

Outline of Changes

Page 1:

- Updated letter to students

Page 2:

- Added BEST-CORE-DCSTC Flow Chart

Page 3:

- Deleted in its entirety

Page 4:

- The following statement was deleted from Attendance & School Hours - "Students are expected to be in school every day unless they are ill or there is an emergency".
- The following statement was added to Attendance & School Hours - "Student attendance is determined by the IEP team on an individual basis. Students are expected to attend and follow their schedule each day unless they are ill or there is an emergency. "
- The following statement was deleted from Bus and Van Behavior - "A few students may require more instruction on handling behavior appropriately."
- The following was added to Community Based Instruction - "at various district locations".
- The following statement was deleted from Community Based Instruction - "close to the BEST Services location or be transported by van or bus to access community based instruction sites".
- The Community Education section was deleted in its entirety.
- The following statement was deleted from Conferences - "Two scheduled conferences are held with teachers, parents and students".
- The following was added to Conferences - "and progress".
- The following statement was deleted from Dress Code - "Work place attire is desired".
- The following statement was added to Dress Code - "Students are expected to dress according to work place standards".

Page 5:

- The following statement was added to Electronic Devices - "The use of such devices may be restricted depending on the instructional or work place setting".

Page 7:

- The following statement was deleted from Health Services - "Contact your school principal for more information." "The school nurse will also be teaching the state mandated Human Immune Deficiency (HIV) education along with Communicable Disease education to the students in the 6th grade. If you have any questions regarding the class, please feel free to contact the school nurse".
- The following statement was deleted from Homework - "Homework reinforces learning at school. The best homework policy incorporates flexibility depending upon the age, grade, and needs of the student".
- The following statement was added to Homework - "Based on Individual Education Plans, students will be asked to follow through with assignments and activities to attain their individual goals".
- The following was added to Reporting Student Progress - "grades, formal and informal feedback from employers, teachers, and job coaches".

Page 8:

- The following statement was deleted from School Hours - "Seminars at BEST are offered during 1st shift (8:00 - 10:00), 2nd shift (10:00 - 12:00) and 3rd shift (12:00 - 2:00)".
- The following statement was added to School Hours - "On site programming is scheduled between 8:15 a.m. and 2:15 p.m.".
- The following was added to the handbook - School Social Worker Services - "BEST Services has a School Social worker who may help students and families to access community resources and disability related services. To contact the social worker, please call (952) 746-7520".
- Violence section was deleted in its entirety.

Page 9:

- The following statement was added to School Discipline Policy - "If there is a serious violation of School Discipline Policy, the student's Individualized Education Plan (IEP) team will meet to determine the need for further assessment and/or the development of or revision of a behavior support plan and completion of a restorative process".

BEST Services Burnsville-Eagan-Savage Transition



Student Handbook

2011-2012

501 East Highway 13, Suite 106
Burnsville, MN 55337
(952)-746-7520



"Innovative Schools, Extraordinary Opportunities"

www.isd191.org

Dear Students:

The BEST Services Handbook is written to you as an adult student. Please share this with your parents and/or other supports as a way to enhance the line of communication between you and your program. There are services, program guidelines, and policies, discussed in these pages. For a more detailed description of District policy, consult with the program staff or visit our district website at www.isd191.org.

Many of your questions have been anticipated and are discussed in this handbook. We are always available to clarify any school matter. Close cooperation between home and school is essential to promote your best interests. You are encouraged to communicate regularly with your IEP manager and teachers as you work toward achieving your post school desired outcomes or exit criteria as determined by your IEP. Your parents/guardians and other agency supports are encouraged to attend meetings to support you in the purposeful planning of your transition services. Students benefit when there is a meaningful exchange of information between all stakeholders.

It is our hope that this handbook will be helpful to you. We strongly encourage the team approach in the provision of your transition services with you as a key member of the team. Best wishes for a successful school year!

Sincerely,

BEST Program Staff
952-746-7520

~~Jayne Tiedemann, Administrator~~
~~Wendy Holm, BEST Services Lead Teacher~~

BEST Services

Burnsville-Eagan-Savage Transition

Mission
 To educate young adults with Individual Education Plans (IEP's) age 18-21 so that they may transition to adult life and become productive members of their family and community.

Access
 Students will have access to the programs below based on Individual Education Plans.

LIFE SKILLS CENTER
 Burnsville Life Skills Site
 501 Highway 13 E
 Burnsville, MN 55337
 952.746.7520

CORE
 Career and Occupational Readiness
 Education Site
 2140 Diffley Road, Suite 200
 Eagan, MN 55122
 612.490.2512

DCSTC
 Dakota County Secondary
 Technical Center
 1300 -145th St. E.
 Rosemount, MN 55068
 651.423.8458

LIFE SKILLS CENTER

~Housing the main office, classroom seminar areas, meeting rooms and independent living skills instruction areas.

~Students with IEP goals in independent living will participate in seminars, community based instruction and recreation and leisure activities.

CORE

~District wide work experience program serving students in the areas of career and employment.

~Students with IEP goals in jobs and job training will have opportunities to develop their skills in all aspects of employment. Emphasis is placed on coaching students to reach their full employment potential.

DCSTC

~Secondary technical training programs.

- Students with IEP goals in jobs and job training will have opportunities for job specific training and career exploration through programs at DCSTC.

- Personal Finance
- Home Management
- Personal Needs
- Family Living
- Food
- Clothing
- Citizenship
- Recreation and Leisure
- Mobility in the Community

- Assessment
- Job training
- ~Job support
- Community work sites
- Soft skills of employment
- Job & career exploration
- Job search skills
- Career interests & investigation

- CISCO Networking Academy
- Computer Service and Repair
- Food Industry Careers
- Fundamental Chef Training
- Geometry in Construction
- Construction Trades
- Graphic Communications I&II
- Heavy Duty Truck Diesel Technology I&II
- Medical Careers I&II
- Total Auto Care
- Video Game Animation & Design

Transition Partnerships with ISD 191

- Community Transition Interagency Committee (CTIC)
- Community Employers
- Vocational Rehabilitation Services (VRS)
- Social Services
- Adult Service Providers
- Non-Profit Agencies
- 191 Community Education

Burnsville Eagan Savage Transition
(BEST) Services
501 E. Highway 13, Suite 106
Burnsville, MN 55337

Administrator:
_____ Jayne Tiedemann _____ 952-707-4001
Secondary Lead Teacher:
_____ Wendy Holm _____ 952-746-7520
Attendance: _____ 952-746-7520

Building Hours: _____ 8:00-6:40:00
Student Hours: _____ 8:15-6:2:15

BEST MISSION STATEMENT

It is our mission to educate young adults with Individual Education Plans (IEP's) ages 18-21 so that they may transition to adult life and become productive members of their family and community.

THE MISSION WILL BE ACCOMPLISHED BY

- ~~* Students participating in community based transition instruction.~~
- ~~* Students receiving specialized instruction, training and support.~~
- ~~* Students learning competency based functional curriculum for continued development in daily living, personal, social and career preparation skills.~~
- ~~* Students participating in career exploration and development to reach the goal of employment.~~

ANIMALS IN SCHOOL

Service Animals: A student with a disability may be accompanied by a service animal in public places within District 191 consistent with Minnesota Statutes 256C.

Non-Service Animals: A students with a disability who wishes to be accompanied in a school building including a classroom, lunchroom or other area within the school building by a non-service animal should request that the student's Individual Education Program (IEP) team or Section 504 team consider whether the non-service animal is necessary to provide the student with a free appropriate public education.

Refer to the district website: www.isd191.org to details of the policies.

ATTENDANCE & SCHOOL HOURS

The student day is from 8:15 a.m. to 2:15 p.m. unless otherwise determined by the IEP team. ~~Students are expected to be in school every day unless they are ill or there is an emergency.~~

Student attendance is determined by the IEP team on an individual basis. Students are expected to attend and follow their schedule each day unless they are ill or there is an emergency. **Attendance is important for making progress on IEP goals and Transition needs.** The student is encouraged to call in their own absence ~~when appropriate.~~ Parents and students have a responsibility to notify BEST at 952-746-7520 about an expected absence and also to notify First Student at 952-894-3460 to cancel transportation services when there is an absence.

BUS AND VAN BEHAVIOR

The majority of students behave well in school and on the school bus. ~~A few students may require more instruction on handling behavior appropriately.~~ Students will be expected to remain respectful to others and property at all times.

COMMUNICATION: HOME AND SCHOOL

Students are more successful in school when the IEP team works together to support the student. IEP meetings, conferences, open house, progress reports, phone call or email are some of the methods used to facilitate communication. Students are encouraged to speak with teachers regularly to address questions, or concerns.

COMMUNITY BASED INSTRUCTION

Specialized instruction is conducted ~~on-site at various district locations~~ and in many different community settings. Students may walk or be transported by bus or van to community destinations. ~~close to the BEST Services location or be transported by van or bus to access community-based instruction sites.~~

COMMUNITY EDUCATION

~~Educational enrichment courses, sports and recreation, and special tours are available outside the school day. Community Education sponsors youth service courses and special programs. For information, contact the Community Education Department at 952-707-4150.~~

CONFERENCES

~~Two scheduled conferences are held with teachers, parents and students. IEP and progress conferences are scheduled individually throughout the school year. The conferences are scheduled to review each student's program and to make plans for future programming.~~

DISCIPLINE - CODE OF CONDUCT

Behavior, centering on self-discipline and consideration for others and property, is encouraged and expected. Maintaining an atmosphere conducive to learning is a priority for everyone at school. Contact the building administrator to review the complete Code of Conduct Policy.

DISCRIMINATION/HARASSMENT/ VIOLENCE/BULLYING

According to district policy, all students have a right to work and learn in an environment free from harassment and violence. District 191 will not tolerate any form of discrimination, harassment or violence. This also includes students who bully other students. Students will be informed of these policies and the procedures for reporting violations. Copies of the policy will be posted in the main office and all classrooms. All district policies are posted on the district website: www.isd191.org

DRESS CODE

We expect students to use good judgment in choosing proper school attire. ~~Work place attire is desired.~~ Students are expected to dress according to work place standards.

DRUGS AND ALCOHOL (JFCH-R)

District 191 will not tolerate any form of consuming, using, possessing, or furnishing alcohol or mood-altering substances or drug paraphernalia on school grounds or at school activities. The same penalties apply regardless of the amount consumed or where the consumption took place. District 191 will not tolerate the sale of illegal mood-altering substances on school property.

EARLY DEPARTURE/LATE ARRIVAL

Students must communicate with staff in the event of arriving late or leaving early and consider the impact of this behavior on achieving IEP/transition goals.

E-FORMANT

E-Formant is the district's e-mail news service. To subscribe, just go online to <http://www.isd191.org>. Look under "Sign Up for Electronic News" (on the left-hand side of the page) and click on the eFormant link for instructions. Then select from the following information options:

- News Releases - Meet the people, mark the progress and take pride in the performance of District 191. Frequency: Once per week.
- Calendars - Check dates; plan your schedules, etc. Frequency: As needs arise.

ELECTRONIC DEVICES

Possession of pagers, cell phones and other electronic communication devices are permitted, but the **use of** such devices may not disrupt the learning environment. **The use of such devices may be restricted depending on the instructional or work place setting.**

EMERGENCY SCHOOL CLOSINGS

It may be necessary to close school due to severe weather or for other reasons. Closings will be announced for **the Burnsville-Eagan-Savage Schools** using the following media:

*Radio on WCCO AM 830
Television on KARE Channel 11, WCCO Channel 4, KSTP Channel 5
ISD 191 Website at www.isd191.org*

Please make contingency plans for emergency situations.

EMERGENCY PROCEDURES

Schools are required by law to conduct fire drills and lockdown drills during the school year. Unannounced drills take place in order to reinforce safety practices to reduce anxiety in emergency situations. In the unlikely event of a bomb threat, the proper officials will determine if the building is to be evacuated. Specific procedures also will be followed for severe weather drills and other emergencies.

FOOD POLICY

The State Department of Health requires that the food served in schools be obtained from the appropriate sources. Food prepared in a home shall not be used in school during the school day. Baked goods for parties, birthday treats, etc., must be purchased from a store.

FREE/REDUCED MEAL PROGRAM

This program is offered to families that meet the established income guidelines of the program. While not mandatory, this process can lead to a reduced financial burden on families throughout the school year. Schools receive additional funding based on their free or reduced lunch population. Applications are available through the school office or by contacting the Food Service Department at 952-707-2031 or 952-707-2032.

HAZING

Hazing activities are not acceptable behavior and are prohibited by the Burnsville-Eagan-Savage Schools. Hazing means committing an act against a student or coercing a student into committing an act that creates a substantial risk of harm to a person, in order for the student to be initiated into or affiliated with a student organization or for any other purpose. Any student involved in or present at an incident where a student is hazed may receive disciplinary consequences as outlined in Board policy. This includes observers and willing victims as well as those aggressively hazing other students.

HEALTH SERVICES

Students do their best work if they are in strong physical and emotional health. School health services are available as needed.

Illness/Accidents - In case of illness or an accident at school, you will be notified by the Health Office staff. Transportation home and all medical care is the responsibility of the parent. If you cannot be

contacted, the person(s) whom you list as an emergency contact will be called. This person should be able and willing to provide transportation and supervision for your child. Be sure that the school has this information by filling out the Health Office Emergency Information form, which is sent home in the fall.

If you will be absent from school, please call the school to inform us. If you should become ill with a communicable disease, please notify the school. In most cases, students should stay at home for 24 hours after antibiotics have been started. Students should be free of fever for 24 hours before returning to school.

Immunization Records – In order for students to enroll or remain enrolled in elementary or secondary school, Minnesota State Law requires documentation of required immunization or written proof of exemption. Students are required to be immunized against diphtheria, tetanus, pertussis, polio, measles, mumps, rubella, hepatitis B, and varicella (chickenpox). Your child will not be allowed to start school until this information or an appropriately signed legal exemption is provided. The entire ISD #191 policy (JHCB) and immunization forms are available in the school health office or on your school website as follows: Go to the "Schools" tab, click on a school, click on "The Office", click on "Health" or "Nurses Office" and then click on "Health Forms".

Health Records – As required by State Law, a health record is kept for each student. Please report any additional immunizations, significant health condition or medications you receive to the school nurse to be recorded in your health record.

Medications – If your child needs to take medicine at school, please contact the school nurse. Teachers should not be asked to be responsible for a student's medication. Medications must be sent to school in the original prescription bottle along with a note from the parent/guardian providing permission for the medication to be administered during the school day. Any long-term medications (10 days and over) and controlled substances administered for any length of time require a written order from a person licensed to prescribe medication.

If you have an over-the-counter or non-prescription medication in school, inform your

teacher of the reason for the medication, time it is to be administered, dose and duration. All over-the-counter medications must come in the original container. The container should also be clearly marked with your name. Please refer to the District website for the medication policy and authorization form.

EpiPen and Asthma Inhaler Laws – In accordance with State law, the Burnsville-Eagan-Savage School District allows students to self-administer/self-carry asthma inhalers and EpiPens following the criteria listed below:

- The medication must be in a container from a pharmacy that is properly labeled for the student
- Written authorization from the parent permitting self-administration and possession of medication
- Written student agreement with self-administration/self-carry procedure guidelines
- Written prescriber authorization
- The Licensed School Nurse will perform an assessment of the student's knowledge and skills to safely use and possess the medication in the school setting.

For more information, contact the school nurse.

Health Office Emergency Information Forms – The welfare of your child is the first consideration of school personnel. The school will contact the parent or guardian at home or at work if a child is unable to stay in school related to illness or injury. It is your responsibility to make arrangements for proper care during school hours, in case your child is unable to remain in school at a time when you are away from home.

Returning the completed Health Office Emergency Information Forms is extremely helpful to us as it keeps our records up to date and speeds emergency care according to your wishes.

In addition to health care, other school personnel may use it to contact a parent. The school should be notified of changes during the school year.

Homebound Instruction – A child is eligible for homebound instruction if he/she is ill or hospitalized and will miss 10 consecutive school days or more. ~~Contact your school principal for more information.~~

The school nurse will also be teaching the state mandated Human Immune Deficiency (HIV) education along with Communicable Disease education to the students in the 6th grade. If you have any questions regarding the class, please feel free to contact the school nurse.

HOMWORK

Homework reinforces learning at school. The best homework policy incorporates flexibility depending upon the age, grade, and needs of the student. Based on Individual Education Plans, students will be asked to follow through with assignments and activities to attain their individual goals.

INTERNET

The Internet is a powerful educational tool. In accordance with ISD #191 policy, computers must be used in a responsible, ethical, and legal manner. Inappropriate use will lead to the loss of computer privileges and possible disciplinary action. The complete Internet policy is available in each office and on the district website (www.isd191.org).

FOOD SERVICE PROGRAM

Students are encouraged as part of the curriculum to shop for and prepare their lunches at BEST. Bag lunches are available for purchase by students for \$2.40. Students have a choice of a sandwich or a salad. School staff needs one day advance notice for students to purchase a bag lunch. The bag lunches are prepared at Metcalf Junior High School and are delivered to BEST Services.

PERSONAL ITEMS

Personal items that distract from students' learning or hinder students' safety are not allowed in the school and may be confiscated by staff and returned at the end of the school day.

REGISTRATION

Our district uses a central registration process. **All new students need to register at the Welcome Center** at 200 West Burnsville Parkway in Burnsville. The office is in the lower level of Diamondhead, on the east side of the building when you drive on Pillsbury Drive. Please contact the Welcome Center at (952) 707- 4180 to schedule an appointment and to find out the hours of service. You will be required to provide information when registering your child. You can download registration forms by selecting the links found on the district's website,

www.isd191.org or by calling the Welcome Center to request registration materials be mailed to you. Registration forms are also available at all school sites. After completing registration at the Welcome Center, an appointment with your child's school will be scheduled. **Students cannot begin classes on the day they enroll.**

RELEASE OF SCHOOL INFORMATION

District 191 complies with state and federal laws governing the release of student record information. These laws permit us to release directory information: a student's name, address and telephone number, gender, dates of attendance, and similar information. Directory information does not include individual grades, test results, race, religion, social position or other personal facts. Parents can request that part or all of this information not be disclosed without prior written consent, except to school officials or as provided under federal law. For more information regarding student records, contact the Planning and Technology Office at 952-707-2065.

REPORTING CHILD ABUSE/NEGLECT

District 191 will seek to protect students whose health and welfare may be jeopardized through physical abuse, neglect, truancy or sexual abuse. All district employees are required by State law to report suspected misconduct toward children and maintain the confidentiality of such data.

REPORTING STUDENT PROGRESS

Student achievement is reported through progress reports and IEP meetings, grades, formal and informal feedback from employers, teachers, and job coaches.

SCHOOL BOARD

The ISD #191 School Board sets educational policies and budgets for all district schools. School Board members like to have input from district residents. The board meets twice monthly, and the public is welcome to attend.

SCHOOL HOURS

BEST Services provides life skills courses, community-based instruction, work experience, job coaching, and support as needed in selected secondary classes at Dakota County Technical College. Each student's school hours and daily schedule is unique and varies based on individual needs. Seminars at BEST are offered during 1st shift (8:00-10:00), 2nd shift (10:00-12:00) and

3rd shift (12:00-2:00). On site programming is scheduled between 8:15 a.m. and 2:15 p.m.

SPECIAL EDUCATION ADVISORY (SEAC)

The Special Education Advisory Committee seeks participation and input from parents, school, and community members into the decisions that affect the educational environment and learning opportunities for students in Special Education. <http://www.isd191.org/se3bin/clientgenie.cgi?butName=Special%20Ed.%20Advisory%20Council%28SEAC%29&cId=0&permission=3&username=>

SCHOOL SOCIAL WORKER SERVICES:

BEST Services has a School Social Worker who may help students and families to access community resources and disability related services. To contact the social worker, please call (952) 746-7520.

TELEPHONE CALLS

Calls to teachers and students during class time are discouraged. Contact with teachers prior to or after classes is encouraged. Instructors communicate with students or parents on a regular basis regarding students' programs. In case of an emergency, calls should be made to 952-746-7520 and a message will be delivered to the student. Students will not be permitted to use the phones during the day without permission from the student's IEP manager.

TOBACCO POLICY

It is illegal for anyone under the age of 18 to possess tobacco products. Additionally, ISD 191 is a tobacco free district, which means no tobacco products are permitted on school grounds. Any student under the age of 18 found using any tobacco product might be reported to the police for violation of the law.

TRANSPORTATION

It is the responsibility of ISD 191 to furnish transportation for students. First Student Transportation will contact parent regarding the time students will be picked up for school. Students will be picked up and delivered to a consistent location. Buses do not leave the school without students unless special arrangements for transportation home have been made. If a student will not be attending school the transportation office should be notified. Any student wishing to ride the bus to or from school with a friend must have prior approval signed by a lead teacher or the building administrator. First Student must be

informed the day before you ride another bus. First Student has the right to deny the request based on available seating.

VEHICLES

There is limited parking in the BEST parking lot; therefore, only a limited number of students are permitted to drive vehicles to school. Students who meet criteria for a driving contract may be permitted to drive a vehicle to school. Students with driving privileges are not permitted to transport other students. Students must sign and follow the contract or driving privileges will be revoked.

VISITORS

All visitors are required by state law to check in with staff when entering the building. The practice of students bringing a visitor to school is generally discouraged. However, under special circumstances, administration may grant permission on an individual basis.

VIOLENCE

~~If a special education student verbally or physically threatens (i.e. abusive language or language threatening to harm and/or inappropriate touch such as spitting, hair pulling, kicking, hitting with an opened or closed hand, or pushing) another student or staff, the following procedures will be followed: The student's Individualized Education Program Plan (IEP) team will meet to determine the need for further assessment and/or the development of or revision of a behavior support plan.~~

WEAPONS

Use or possession of weapons is prohibited in all district buildings and on all district property, in all district vehicles, and at other buildings or premises where students are present in connection with a school activity.

A student who finds a weapon on the way to school or in the school building or who discovers that he or she accidentally has a weapon in his or her possession and takes the weapon immediately to any staff member or to the principal's office, shall not be considered in possession of a weapon. A complete copy of this policy is available in the school office and on the district website.

STUDENT POLICIES

District 191's Student Policies and Procedures are summarized here to meet the federal requirement that parents are notified of the policies. The complete policies are available in the principal's office or online at the district website (www.isd191.org).

RESPECTFUL BEHAVIOR POLICY

We recognize the contributions of all individuals in achieving our mission of providing an exceptional education for every student. We also believe that creating a positive climate for students, staff, and community is critical to the achievement of the District's mission. To create this positive climate, every individual must act with respect.

SCHOOL DISCIPLINE POLICY

The School Discipline Policy summarized here is intended to comply with the Minnesota Pupil Fair Dismissal Act, the Individuals with Disabilities Education Act, and current School Board policies. Written rules governing student conduct, prepared by the administration and consistent with School Board policy, shall be published and distributed annually to each student. If there is a serious violation of District 191's School Discipline Policy, the student's Individualized Education Plan (IEP) team will meet to determine the need for further assessment and/or the development of or revision of a behavior support plan and completion of a restorative process.



To: Members, Board of Education
Randy Clegg, Superintendent

Agenda Item III.D
May 19, 2011

From: Lisa K. Rider, Executive Director of Business Services

Date: May 19, 2011

Re: Revised Board Policy DAA, Fiscal Management
Priority Objectives – Fund Balance

Recommendation: That the Board of Education approve, on a first reading basis, revisions to Policy DAA, Fiscal Management Priority Objectives – Fund Balance.

The Governmental Accounting Standards Board, GASB has issued Statement No. 54, Fund Balance Reporting and Governmental Fund Type Definitions, to address issues related to how fund balance was being reported. There continued to be confusion among entities in identifying available resources and assessment of liquidity and financial flexibility, therefore GASB Statement No. 54 is intended to clarify the reporting and interpretation of financial fund balances.

I recommend for first reading the following revisions to Policy DAA.

Descriptor Term: **Fiscal Management Priority Objectives-Unreserved Balances-Operating FundsFund Balance**

Descriptor Code: DAA

Issued Date: 5/01

Reviewed Date:

Revised Date: 1/05, 05/2011

Rescinds: DAA, DIBA-R

I. PURPOSE

The purpose of this policy is to create new fund balance classifications to allow for more useful fund balance reporting and for compliance with the reporting guidelines specified in Statement No. 54 of the Governmental Accounting Standards Board (GASB).

II. GENERAL STATEMENT OF POLICY

The policy of this school district is to comply with GASB Statement No. 54. To the extent a specific conflict occurs between this policy and the provisions of GASB Statement No. 54, the GASB Statement shall prevail.

III. DEFINITIONS

A. "Assigned" fund balance amounts are comprised of unrestricted funds constrained by the school district's intent that they be used for specific purposes, but that do not meet the criteria to be classified as restricted or committed. In funds other than the general fund, the assigned fund balance represents the remaining amount that is not restricted or committed. The assigned fund balance category will cover the portion of a fund balance that reflects the school district's intended use of those resources. The action to assign a fund balance may be taken after the end of the fiscal year. An assigned fund balance cannot be a negative number.

B. "Committed" fund balance amounts are comprised of unrestricted funds used for specific purposes pursuant to constraints imposed by formal action of the school board and that remain binding unless removed by the school board by subsequent formal action. The formal action to commit a fund balance must occur prior to fiscal year end; however, the specific amounts actually committed can be determined in the subsequent fiscal year. A committed fund balance cannot be a negative number.

C. "Enabling legislation" means legislation that authorizes a school district to assess, levy, charge, or otherwise mandate payment of resources from external providers and includes a legally enforceable requirement that those resources be used only for the specific purposes listed in the legislation.

D. "Fund balance" means the arithmetic difference between the assets and liabilities reported in a school district fund.

E. "Nonspendable" fund balance amounts are comprised of funds that cannot be spent because they are either not in spendable form or are legally or contractually required to be maintained intact. They include items that are inherently unspendable, such as, but not limited to, inventories, prepaid items, long-term receivables, non-financial assets held for resale, or the permanent principal of endowment funds.

F. "Restricted" fund balance amounts are comprised of funds that have legally enforceable constraints placed on their use that either are externally imposed by resource providers or creditors (such as through debt covenants), grantors, contributors, voters, or laws or regulations of other governments, or are imposed by law through constitutional provisions or enabling legislation.

G. "Unassigned" fund balance amounts are the residual amounts in the general fund not reported in any other classification. Unassigned amounts in the general fund are technically available for expenditure for any purpose. The general fund is the only fund that can report a positive unassigned

fund balance. Other funds would report a negative unassigned fund balance should the total of nonspendable, restricted, and committed fund balances exceed the total net resources of that fund. H. "Unrestricted" fund balance is the amount of fund balance left after determining both nonspendable and restricted net resources. This amount can be determined by adding the committed, assigned, and unassigned fund balances.

IV. CLASSIFICATION OF FUND BALANCES

The school district shall classify its fund balances in its various funds in one or more of the following five classifications: nonspendable, restricted, committed, assigned, and unassigned.

V. MINIMUM FUND BALANCE

Unassigned balances in the District's Operating Funds are necessary to:

1. Maintain a positive cash position at all times.
2. Provide for reasonable and expected budget variances.
3. Anticipate appropriation deficiencies.
4. Retain credit worthiness as determined by bond rating agencies.
5. Provide for unexpected or emergency expenditures.

The school district will strive to maintain an unreserved, undesignated a minimum unassigned general fund balance in each Operating Fund in an amount equal to one month's average expenditures of 8 percent of the annual budget. Amounts in excess of that goal may be committed to future years' expenditures upon determination that the accumulation of reserves are not needed for other reasons. If the school board determines that the fund balance goal cannot be met, the policy requirements may be waived upon majority vote when the budget is formally adopted or revised. When conditions permit, subsequent budgets shall reflect an effort to restore the unassigned general fund balance to the desired level.

VI. ORDER OF RESOURCE USE

If resources from more than one fund balance classification could be spent, the school district will strive to spend resources from fund balance classifications in the following order (first to last): restricted, committed, assigned, and unassigned.

VII. COMMITTING FUND BALANCE

A majority vote of the school board is required to commit a fund balance to a specific purpose and subsequently to remove or change any constraint so adopted by the board.

VIII. ASSIGNING FUND BALANCE

The school board, by majority vote, may assign fund balances to be used for specific purposes when appropriate. An appropriation of an existing fund balance to eliminate a projected budgetary deficit in the subsequent year's budget in an amount no greater than the projected excess of expected expenditures over expected revenues satisfies the criteria to be classified as an assignment of fund balance.

IX. REVIEW

The school board shall review the sufficiency of the minimum unassigned general fund balance level at least annually, when the budget is formally adopted or revised.

AGENDA ITEM: III.E
May 19, 2011

To: Board of Education
Superintendent Randy Clegg

From: Tania Z. Chance, Ph.D.
Executive Director of Human Resources

Date: May 19, 2011

RE: Resolution Terminating Classified Staff

RECOMMENDATION: It is recommended that the Board of Education adopt the following resolution:

BE IT RESOLVED, by the Board of Education of Independent School District 191, that the following classified personnel are hereby laid off from their clerical positions, effective June 30, 2011:

Christine Arnold	Burnsville High School
Debra Galligan	Teaching and Learning
Nancy Peralta	Sky Oaks Elementary School
Nancy Rogness	Diamondhead Education Center
Debra Scherer	Hidden Valley Elementary School
Lisa Wade	Burnsville High School

Written notice shall be provided to each employee. Each clerical employee retains recall rights as per the Master Agreement.

BE IT FURTHER RESOLVED, by the Board of Education of Independent School District 191, that the following clerical positions are eliminated effective July 1, 2011:

- Planning & Technology Clerk, L7
- Human Resources Clerk, L7
- Operations Clerk, L6
- Curriculum & Instruction Clerk, L6
- Purchasing Clerk, L6
- Food Services Clerk, L6
- Integration Clerk, L5
- Community Education Clerk, L5
- Athletics & Activities Clerk, L6
- Guidance Clerk, L5
- Records Clerk, L5
- 2 High School Assistant Principal Clerks, L5
- Vale Site Secretary, L7
- SPED Transportation Clerk, L6

- Human Resources Leave Entry Clerk, L5
- Administrative Services Center Receptionist/Communications Clerk, L5
- Human Resources Substitute & Application Clerk, L5
- .8 fte Census Clerk, L5
- .2 fte Census Clerk, L5
- Teaching & Learning Clerk, L3

DISCUSSION: The above personnel are recommended for lay off after following contract provisions around seniority and corresponding bumping rights.

The original clerical positions that resulted in the final lay off recommendation included:

- Principal's Secretary (Vale), L7, Site Closed
- SPED Transportation Clerk (DEC), L6, Program Realignment
- Athletics & Activities Clerk (HS), L6, Realignment
- Guidance Clerk (HS), L5, Realignment
- Records Clerk (HS), L5, Realignment
- Assistant Principal Clerk (HS), L5, Realignment
- Assistant Principal Clerk (HS), L5, Realignment
- Leave Entry (.5 HR, ASC)/Receptionist (.5 Communications, ASC) Clerk, L5, Realignment
- Substitute & Application Clerk, L5 (HR, ASC), Realignment

The following positions were modified as part of the realignment process, also resulting in an effect on the final lay off recommendation:

- .8 fte Census Clerk- 30 hours/week, L5 (ASC) + .2 fte Census Clerk- 10 hours/week, L5 (ASC), Realigned to one, 1.0 fte Census Clerk (DEC), L5, 40 hours/week
- Teaching & Learning Clerk, L3 (CI&A, DEC), 3.6 hrs./day for 217 Days, Realigned to Teaching & Learning Clerk, L6 (CI&A, DEC), 8 hrs./day for 261 Days

The following positions are instances where the District took advantage of attrition and realigned work, thereby resulting in a lesser number of positions. These positions are hereby eliminated effective July 1, 2011:

- Planning & Technology Clerk, L7, Realigned to Level II Tech Specialist Position
- Human Resources Clerk, L7, Realigned to Employment Specialist Position
- Operations Clerk, L6, Not Replaced
- Curriculum & Instruction Clerk, L6, Not Replaced
- Purchasing Clerk, L6, Not Replaced
- Food Services Clerk, L6, Not Replaced
- Integration Clerk, L5, Not Replaced
- Community Education Clerk, L5, Not Replaced

In following the contract language, there were several changes in assignment that are included in tonight's personnel report to the Board of Education. These changes in assignment resulted from individuals exercising their seniority rights which include bumping into other positions.

This Board resolution includes individuals who chose to accept the layoff per contractual rights, as well as some individuals whose seniority status did not allow them to retain a position at this time due to the total available fte within the unit. However, per contract, there is a two year recall window in which all of these individuals have the right to be reinstated to a position once one becomes available.

It is my recommendation that the Board of Education adopts this resolution.