

BOARD AGENDA INDEPENDENT SCHOOL DISTRICT 191

Burnsville High School Senior Campus
Diamondhead Education Center
Regular Meeting
April 22, 2010
6:30 PM

- I. Call to Order
 - A. Welcome
 - B. Pledge of Allegiance
- II. Business Meeting
 - A. Approval of Agenda
 - B. Consent Agenda

Although Board action is required, it is generally unnecessary to hold discussion on these items. In the event a Board member wishes to discuss an item, that item will be moved for separate consideration.

 - 1. Meeting Minutes 3
 - 2. Human Resources Report 8
 - 3. Donations 10
 - 4. Payroll, Expenditures, Receipts & Investments 19
 - 5. Budget Analysis 44
 - 6. Approve, on a second reading basis, revisions to Policy HFA, Policy HO & HO-R, Policy FEB, Policy ECF & ECF-R and readopt unchanged language in Board Policy Sections F and H of the policy manual 118
 - 7. Approve the job description and a .83 position for a Director of Curriculum and Instruction 140
 - 8. Approve extended field trip for Rahn Elementary sixth grade students to go to Camp Sacajawea June 2-3, 2010 144
 - 9. Cancel the Board Listening Session scheduled for Thursday, May 6, 2010 at 6:00 p.m. for Board members to attend John Coskran Volunteer Award Reception 145
 - 10. Schedule a Closed Session during the scheduled board meeting on April 22, 2010 at 6:30 p.m. at the Burnsville High School Senior Campus in the Diamondhead Education Center for the discussion of private student data 146
- III. Unfinished Business
- IV. New Business
 - A. Approve health insurance rates for July 1, 2010 (10 minutes) (Grissom) 147
 - B. Approve ProPay Memorandum of Understanding for 2010-2011 (5 minutes) (Grissom) 148
 - C. Approve Memoranda of Understanding with the Burnsville Education Association, Association of Clerical Employees, Burnsville Principals Association, Districtwide Administrators, SEIU Local #284 Custodial 165

Employees and SEIU Local #284 Cafeteria Employees regarding the health insurance plan change effective July 1, 2010 (5 minutes) (Grissom)

- D. Approve amendments to the 2009-2011 Employment Agreements of Operations and Maintenance Supervisors, Information Technology Specialists, Confidential Employees and Community Education Employees regarding the health insurance plan change effective July 1, 2010 (5 minutes) (Grissom) 178
- E. Approve 2009-2011 contract revisions with Superintendent Randy Clegg, Assistant Superintendent Sandi Novak, Executive Director of Business Services Lisa Rider and Executive Director of Human Resources Sue Grissom regarding the health insurance plan change effective July 1, 2010 (5 minutes) (Grissom) 183
- F. Approve the revisions and re-adopt the unchanged language in the 2009-2011 collective bargaining agreement with the Burnsville Association of Educational Assistants (5 minutes) (Grissom) 188
- G. Approve the revisions and re-adopt the unchanged language in the 2009-2011 collective bargaining agreement with SEIU Local #284 Food Service Employees (5 minutes) (Grissom) 193
- H. Approve the implementation of targeted enrollment incentives, as presented, and authorize the Rahn Elementary School staff to continue development of a school-wide focus (5 minutes) (Clegg) 201
- V. Recess to Closed Session for discussion of private student data
- VI. Reconvene to take appropriate action
- VII. Adjourn to Board Workshop on Discipline of Students with Disabilities, Student Health Services, and Language Arts Report

School Board Minutes
INDEPENDENT SCHOOL DISTRICT 191
April 8, 2010

The meeting of the Board of Education was called to order by Chair Currier at 6:30 p.m. at the Burnsville High School Senior Campus in the Diamondhead Education Center.

Call to Order

Members present: Directors Banyard, Hill, Luth, Martin, Morrison, Sweep and Chair Currier. Others in attendance were Student Advisor Elsagher, Superintendent Clegg, administrators and staff.

Attendance

Chair Currier welcomed the audience and asked Director Martin to lead the Pledge of Allegiance.

Pledge of Allegiance

Burnsville High School senior Kaylee Snyder was recognized for receiving the Minnesota Hugh O'Brien Youth (HOBY) Outstanding Youth Leadership Award in recognition of her extensive volunteer contributions.

Public Recognition

Moved by Director Banyard, seconded by Director Morrison, to approve the agenda. Motion carried unanimously (7,0).

Agenda

Moved by Director Luth, seconded by Director Sweep, to approve the consent agenda.

Consent Agenda

- Minutes of the March 18, 2010 board meeting
- Personnel changes for L. Bomsta, C. Nurmela, K. Wegener, G. Singer, J. Sommerville Kellogg, D. Holker, K. Robinson, C. Bartlett, J.R. Shaffer, L. Schroeder, D. Arps
- Donation of \$250 from John Henry Foster to sponsor the BHS Robotics Team; \$50 from Charles Puffer and \$100 from Quilt Yourself for the Harriet Bishop Elementary kiosk;\$14 from Yolanda Raichert and \$13 from Blue Cross/Blue Shield (corporate match) to Gideon Pond Elementary; \$250 from Mackin Educational Resources to Gideon Pond in support of their School of Excellence program; a 1998 Mercury Sable from Mary Holewa to the BHS Consumer Auto class
- Approve an extended field trip for the BHS Vocal Music Department to Hawaii March 23-29, 2011
- Schedule a Closed Session during the regularly scheduled Board meeting on April 8, 2010 at the Burnsville High School Senior Campus in the Diamondhead Education Center for the discussion of private student data

Minutes
HR Report

Donations

Extended Field Trip
Schedule a Closed Session

Chair Currier made special mention of the generous donations. Motion carried unanimously (7,0).

Moved by Director Morrison, seconded by Director Sweep, to approve the staffing ratios of 40:1 for elementary ESL students, 33:1 for secondary ESL students, 17:1 for secondary special education resource students, and 14.5:1 for elementary special education resource students for the 2010-2011 school year. Motion carried unanimously (7,0).

ESL & Special
Ed Staffing
Ratios

Moved by Director Hill, seconded by Director Martin, to approve the 2010-2015 Burnsville-Eagan-Savage Professional Development Plan. Motion carried unanimously (7,0).

2010-2015
Professional
Development

Moved by Director Luth, seconded by Director Sweep, to approve the 2010-2011 Burnsville-Eagan-Savage Model Elementary and Secondary Professional Development Plans. Motion carried unanimously (7,0).

2010-2011
Professional
Development

Moved by Director Banyard, seconded by Director Sweep, to approve the proposed 2010-2011 Integration budget. Motion carried unanimously (7,0).

2010-2011
Integration
Budget

Moved by Director Sweep, seconded by Director Morrison, to adopt the school calendar for the 2011-2012 school year. Motion carried unanimously (7,0).

2011-2012
Calendar

Moved by Director Morrison, seconded by Director Martin, to award a contract for student transportation services to First Student Transportation Inc. for the two year period commencing 7/1/2010 at the rates indicated in the attachment at an estimated annual cost of \$4,225,096 for the 2010-2011 fiscal year. Motion carried unanimously (7,0).

Transportation
Contract

Moved by Director Hill, seconded by Director Banyard, to approve an adjusted kindergarten schedule for 2010-2011 whereas kindergarten students would begin school on September 9, 2010 instead of September 7, 2010. Motion carried unanimously (7,0).

Kindergarten
Schedule for
2010-2011

Moved by Director Banyard, seconded by Director Luth, to approve five late start dates in SY2010-2011 (September 28, November 10, December 9, March 9 and May 10) for professional development. Motion carried unanimously (7,0).

Late Start Dates

Moved by Director Banyard, seconded by Director Sweep, to approve the revisions and re-adopt the unchanged language in the 2009-2011 collective bargaining agreement with the Association of Clerical Employees and Independent School District 191. Motion

ACE Agreement

carried unanimously (7,0).

Moved by Director Sweep, seconded by Director Morrison, to approve a commitment for five years with LarsonAllen, LLP to conduct the audit of financial reports commencing with the fiscal period ended 2009-2010. The work will be conducted primarily during the summer and fall months following each June 30. Motion carried unanimously (7,0).

Audit RFP

Moved by Director Luth, seconded by Director Morrison, to approve, on a first reading basis, revisions to Policy HFA, *Guidelines for Contract Discussions with Meet & Confer Employee Groups*, and Policy HO & HO-R, *Staff Job Actions*, Policy FEB, *Architect*, and ECF & ECF-R, *Energy Conservation*, and readopt the unchanged language in Sections F and H of the policy manual. Motion carried unanimously (7,0).

Policy Revisions

Student Advisor Elsagher congratulated the Winter Drumline on their first place finish in the State Tournament. She provided an update on spring sports and Student Council activities along with a reminder that A. P. testing will take place between May 3 and May 14.

Student Report

Dr. Clegg reported on the following items:

- Metcalf Junior High School's chess team recently captured its 23rd state title. The team placed first in the junior high division of the 2010 Minnesota State Chess Association Championships.
- Student dancers from Envision Academy of the Arts will perform with the James Sewell Ballet company in a performance on April 10 at the Burnsville Performing Arts Center.
- Mayor Elizabeth Kautz and city council members have declared April 9 as Gideon Pond Elementary Day in the city of Burnsville in recognition of the school receiving the 2009-2010 Minnesota School of Excellence Award from the Minnesota Elementary School Principals' Association (MESPA).
- Four teachers (Cindy Crawford, Julie Daly, Suzanne Hayden and Deb Hanson) have received grants from the Education Minnesota Foundation for their innovative classroom projects designed to boost the academic achievement of students.

Superintendent Report

Board members thanked teachers who participated in the annual scholarship fundraiser, *Class Acts*. BHS students will perform the musical/comedy *Little Shop of Horrors* at the Mraz Center, April 16-30. The Burnsville Rotary fundraiser, *Concert for Caring*, will be held on April 24 at the Burnsville PAC with area artists donating

Board Member Reports

their time and talents. Board members have also been invited to serve at the Volunteer Lunch at the Senior Center on April 20. Board members recessed to Closed Session at 8:20 p.m. and reconvened at 8:35 p.m.

Moved by Director Hill, seconded by Director Luth, to waive the full reading of the text and adopt the Resolution expelling a district Student from April 9, 2010 through January 24, 2011. Motion carried unanimously (7,0).

Full text of the above Resolution is available for public inspection at the Superintendent's Office located in the Administrative Services Center.

The meeting was adjourned at 8:38 p.m.

Recess/
Reconvene

Adjourn

Sandra M. Sweep, Clerk

**Closed Session Notes
INDEPENDENT SCHOOL DISTRICT 191
April 8, 2010**

The School Board Closed Session was called to order by Chair Currier at 8:25 p.m. at the Burnsville High School Senior Campus in the Diamondhead Education Center.

Call to Order

Members present: Directors Banyard, Hill, Luth, Martin, Morrison, Sweep and Chair Currier

Attendance

Others in Attendance:
Randy Clegg, Superintendent

The following item(s) were discussed:

Agenda

- Private student data

The Closed Session adjourned at 8:34 p.m.

Adjourn

Sandra M. Sweep, Clerk

**Burnsville-Eagan-Savage Public Schools
Independent School District 191
Human Resources Office**

TO: Members, Board of Education
Randall Clegg, Superintendent

FROM: Susan J. Grissom, Executive Director Human Resources

DATE: April 22, 2010

RE: Recommended Personnel Changes

**Certified
Appointment**
Pamela Strawn

-New-Teacher, ESL, Byrne/Neill, .875 FTE total,
effective 4/12/10

Leave of Absence
Carrie Brett

-Guidance counselor, ERJH, requests a 1.0 FTE
FMLA/maternity/parental leave of absence, effective
approx. 7/29/10 for a period of 12 weeks, to be followed
by a .2 FTE parental leave of absence (working .8 FTE),
effective for the remainder of the 2010/11 school year

Kelly Canaan

-ESL teacher, Neill, requests a 1.0 FTE maternity leave
of absence, effective approx. 6/5/10 through the end of
the school year

Ann Chamberlain

-Teacher (currently on leave), requests a 1.0 FTE
general leave of absence, effective 2010/11 school year

Sarah Erickson

*Speech lang. pathologist, ECSE, requests a 1.0 FTE
maternity leave, effective approx. 8/23/10 for 6 weeks,
followed by a 1.0 FTE parental leave for the remainder
of the 2010/11 school year

Jennifer Hutchinson

*Teacher, BHS, requests a 1.0 FTE general leave of
absence, effective 4/26/10 – 6/9/10

Patti Morgart

*Teacher, SO, requests a 1.0 FTE general leave of
absence, effective 2010/11 school year

Heidi Nielsen

-School nurse, ECSE, requests a medical leave of
absence, effective 5/3/10 through the end of the 2009/10
school year, returning in August 2010

Resignation
Andrea Dugan

*Science Teacher, ERJH/NJH, effective 6/11/10

Jason Thornberg

-Spec. Ed. Teacher, MJH, effective 6/11/10

Retirement
Beverly Leonard

-Teacher, M.W. Savage, after 35 years in the District,
effective 6/11/10

*added to original report
Burnsville-Eagan-Savage #191
Board Meeting – 04/22/2010

Return from Leave

Colleen Coleman

*Teacher, BHS, requests to return from a .2 FTE parental leave, working 1.0 FTE, effective 2010/11 school year

Alicia Niemiec

*Teacher, ECSE, requests to return from .2 FTE parental leave, working 1.0 FTE, effective 7/1/10

Classified Appointment

Debbie Haugen

*Replacement-Cook helper, Rahn, 2.5 hrs/day, effective 4/20/10

Change in Assignment

Dale Gilbertson

-Assignment changes to MJH Group, B-Shift Custodian, effective 4/19/10

Jim Johnson

-Assignment changes to TEMPORARY warehouse driver, effective 4/15/10 – 5/24/10

Marietta McGaha

*2nd cook, VV, assignment changes to 3 hrs/day, effective 4/19/10

Myron Schuur

-Assignment changes to TEMPORARY district maintenance, effective 4/15/10 – 5/24/10

Chris Schwanke

-Assignment changes to Permanent/Fulltime B-Shift Custodian, DEC, effective 4/7/10

Resignation

James Cecil

-EA, effective 4/5/10

Linda Sutter

-MEA, ECSE, effective 4/15/10

Retirement

Carol Petersmeyer

-Transportation Clerk, ASC, after 26 years in the District, effective 6/30/10

Jacquelyn Thompson

*Operations & Properties Secretary, ASC, after 26 years in the District, effective 6/30/10

COMMUNITY EDUCATION

Leave of Absence

Stephanie Bursey

-Program Associate, DEC, requests a medical leave of absence, effective 1/4/10

*added to original report
Burnsville-Eagan-Savage #191
Board Meeting – 04/22/2010



II.B.3

TO: Dr. Clegg
FROM: Dave Helke
DATE: April 8, 2010
RE: Scholarship Donations

Please accept the following donation of \$500 to the Burnsville Senior High School Scholarship Fund from the Harriet Bishop PTO:

Harriet Bishop PTO
14400 O'Connell Road
Savage, MN 55378



II.B.3

TO: Dr. Clegg
FROM: Dave Helke
DATE: April 12, 2010
RE: Scholarship Donations

Please accept the following donation of \$500 to the Burnsville Senior High School Scholarship Fund from the Burnsville Association of Educational Assistants:

BAEA
% Sue Engel
1726 Cochrane Ave
Eagan, MN 55122

To: Dr. Randall Clegg, Superintendent of Schools

II.B.3

From: Jon Bonneville, Principal

Date: April 19, 2010

RE: Match Donation Check

It is my recommendation that the School Board of Independent School District #191 accept this check from the Medtronic Volunteer Grant Program in the amount of \$500.00 as a match donation from Timothy H. Robinson, a Hidden Valley parent. The funds will be used for our Math and Science Night.

Timothy Robinson
4033 137th St. W.
Savage, MN 55378



II.B.3

TO: Dr. Clegg
FROM: Dave Helke
DATE: April 19, 2010
RE: Donation of engines

Please accept the following donation of engines from the Toro Company. The value of the equipment is as follows:

- (3) New larger hp engines \$600 each
- (8) Used small Loncin snow thrower \$25
- (4) Used small hp engines \$25 each

Total Value of this donation is \$2,100.

Curt Miller
Manager
Product Development Lab
The Toro Company
8111 Lyndale Ave S.
Bloomington, MN 55420



II.B.3

TO: Dr. Clegg
FROM: Dave Helke
DATE: April 21, 2010
RE: Scholarship Donations

Please accept the following donation of \$500 to the Burnsville Senior High School Scholarship Fund from the Burnsville Lion's Club:

Burnsville Lion's Club
12220 Villaburne Dr.
Burnsville, MN 55337

II.B.3



TO: Dr. Clegg
FROM: Dave Helke
DATE: April 21, 2010
RE: Scholarship Donations

Please accept the following donation of \$2,000 to the Burnsville Senior High School Scholarship Fund from the Burnsville Rotary:

Burnsville Rotary Foundation
% Heather Vorhees
14785 Endicott Way
Apple Valley, MN 55124

II.B.3



TO: Dr. Clegg
FROM: Dave Helke
DATE: April 21, 2010
RE: Scholarship Donations

Please accept the following donation of \$500 to the Burnsville Senior High School Scholarship Fund from the Metcalf PTO :

Metcalf PTO
2250 Diffley Rd.
Burnsville, MN 55337

II.B.3



TO: Dr. Clegg
FROM: Dave Helke
DATE: April 21, 2010
RE: Scholarship Donations

Please accept the following donation of \$500 to the Burnsville Senior High School Scholarship Fund from the Robert A Naffziger family :

- Terry and Claudia Naffziger
5700 Picasso Dr.
Yorba Linda, CA 92887



II.B.3

TO: Dr. Clegg
FROM: Dave Helke
DATE: April 21, 2010
RE: Scholarship Donations

Please accept the following donation of \$1,000 to the Burnsville Senior High School Scholarship Fund from the BHS Student Council:

Burnsville High School
Student Council
% Mark Riggs
600 E. Hwy 13
Burnsville, MN 55337



**Agenda II-B-4
April 22, 2010**

TO: Dr. Randall Clegg, Superintendent
FROM: Lisa K. Rider, Executive Director of Business Services
DATE: April 22, 2010
RE: March Payroll, Claims and Receipts

RECOMMENDATION: That the Board approve March payroll checks numbered 714189-714283, and Direct Deposit notices numbered 384582-387899, in the net amount of \$3,725,630.22. March & April claims to date represented by checks numbered 397132-397948, 1000472-1000667, 100419-100425 and wire transfers and adjustments, totaling \$6,666,161.58. Also, that the Board accepts March receipts of \$7,683,123.22 and investments for General Operations and Alt. Facilities and OPEB of \$26,673,916.15 as of March 31, 2010.

March payroll, wire transfers, claims and receipts have been prepared under the direction of Scott Brown, Director of Accounting Services, and is presented for approval by the School Board. I would be glad to answer any questions.

LKR/mp

**INDEPENDENT SCHOOL DISTRICT 191
FINANCIAL REPORT
March 31, 2010**

CASH RECEIPTS

Receipts 67099-67681		\$ 7,686,234.57
Miscellaneous Adjustments		<u>(3,111.35)</u>

TOTAL MARCH CASH RECEIVED		<u>\$ 7,683,123.22</u>
----------------------------------	--	-------------------------------

CASH DISBURSEMENTS

March		\$ 3,725,630.22
Regular Payroll Checks	714189-714283	
Direct Deposit Notices	384582-387899	

February Payables Previously Approved		395,845.22
March Claims:		
Previously Approved		675,103.78
Checks:	397132-397468	
	397624-397668	
	1000472-1000638	
	100419-100425	847,468.37

March Wire Transfers:		4,262,035.66
Miscellaneous Adjustments		<u>71,695.33</u>

TOTAL MARCH CASH DISBURSED		<u>\$ 9,977,778.58</u>
-----------------------------------	--	-------------------------------

TOTAL EXPENSES TO BE APPROVED

March Cash Disbursed		\$ 9,977,778.58
Less: Items Previously Approved		(1,070,949.00)

Plus: March Payables:		
Checks:	397469-397673	1,086,745.82
	397819-397948	

April Claims:		398,216.40
Checks:	397669-397818	
	1000639-1000667	

TOTAL TO BE APPROVED		<u>\$ 10,391,791.80</u>
-----------------------------	--	--------------------------------

Investments: General Operations		\$9,500,000.00
Alt Facility Purposes		\$17,173,916.15
OPEB		
		<u>\$26,673,916.15</u>

**INDEPENDENT SCHOOL DISTRICT 191
GENERAL OUTSTANDING INVESTMENTS
31-Mar-10**

Purchase Date	Depository	Investment Type	CD Yield	Maturity Date	Purchase Amount
8/20/2009	MN Trust	CD	0.650	3/12/2010	\$ -
8/20/2009	MN Trust	CD	0.809	7/27/2010	4,500,000.00
8/20/2009	MN Trust	CD	1.200	9/14/2010	5,000,000.00
Ending Balance					\$ 9,500,000.00

**INDEPENDENT SCHOOL DISTRICT 191
ALT FACILITY OUTSTANDING INVESTMENTS
31-Mar-10**

Purchase Date	Depository	Investment Type	CD Yield	Maturity Date	Purchase Amount
All investments have matured, remaining cash is held in Money Market					
					\$ -

**INDEPENDENT SCHOOL DISTRICT 191
OPEB OUTSTANDING INVESTMENTS
31-Mar-10**

Purchase Date	Depository	Investment Type	CD Yield	Maturity Date	Purchase Amount
4/24/2009	MN Trust	CD	avg. 1.305	4/26/2010	\$ 1,432,000.00
4/24/2009	MN Trust	CD	avg. 1.53	6/15/2010	1,068,000.00
12/17/2009	MN Trust	CD	0.865	12/17/2010	146,000.00
12/17/2009	MN Trust	CD	0.763	12/17/2010	248,100.00
12/23/2009	MN Trust	CD	0.570	12/23/2010	248,500.00
11/25/2009	MN Trust	CD	1.250	5/15/2011	248,000.00
4/24/2009	MN Trust	CD	1.800	6/10/2011	96,000.00
4/24/2009	MN Trust	CD	1.790	6/15/2011	2,704,000.00
12/17/2009	MN Trust	CD	0.994	6/15/2011	246,300.00
12/15/2009	MN Trust	CD	1.409	12/15/2011	243,100.00
12/16/2009	MN Trust	CD	2.150	12/16/2011	239,600.00
12/23/2009	MN Trust	CD	1.168	12/23/2011	244,200.00
9/29/2009	MN Trust	SEC	2.30	2/1/2012	190,642.20
8/26/2009	MN Trust	SEC	2.200	2/1/2012	501,765.00
6/23/2009	MN Trust	SEC	4.000	2/1/2012	1,080,686.30
8/13/2009	MN Trust	SEC	2.450	4/1/2012	125,473.75
9/4/2009	MN Trust	CD	2.10	6/4/2012	235,600.00
9/10/2009	MN Trust	CD	2.10	6/8/2012	235,300.00
9/8/2009	MN Trust	SEC	2.10	6/8/2012	245,000.00
9/18/2009	MN Trust	CD	1.99	6/15/2012	237,000.00
12/16/2009	MN Trust	SEC	2.000	6/18/2012	245,000.00
12/22/2009	MN Trust	SEC	1.900	6/22/2012	245,000.00
9/9/2009	MN Trust	CD	2.12	6/25/2012	236,000.00
12/30/2009	MN Trust	SEC	1.700	6/29/2012	245,000.00
11/2/2009	MN Trust	CD	3.000	6/29/2012	245,000.00
12/31/2009	MN Trust	SEC	1.800	7/2/2012	245,000.00
8/3/2009	MN Trust	SEC	3.000	2/1/2013	101,194.00
10/19/2009	MN Trust	SEC	2.100	2/1/2013	800,000.00
9/2/2009	MN Trust	CD	2.55	6/3/2013	227,500.00
9/4/2009	MN Trust	CD	2.56	6/5/2013	455,100.00
10/1/2009	MN Trust	SEC	2.65	12/30/2013	245,000.00
10/13/2009	MN Trust	SEC	2.88	2/1/2014	385,000.00
10/15/2009	MN Trust	SEC	2.88	2/1/2014	935,000.00
9/1/2009	MN Trust	SEC	2.98	3/1/2014	723,607.20
7/15/2009	MN Trust	SEC	5.00	2/1/2015	328,432.60
11/12/2009	MN Trust	SEC	3.80	2/1/2015	1,024,310.00
6/29/2009	MN Trust	SEC	3.35	6/1/2015	472,505.10
					17,173,916.15
GRAND TOTAL:					\$ 26,673,916.15

March 2010

Wire Transfers

30109	State of Minnesota	MSDLAF+, New York	169,238.84	State Wire Payment - Federal Titles
30109	MSDLAF+, New York	Internal Revenue Service	694,762.54	February 28, 2010 Federal Payroll Taxes
30109	MSDLAF+, New York	State of Minnesota	116,920.09	February 28, 2010 State Payroll Taxes
30109	MSDLAF+, New York	State of Minnesota	63,854.99	Unemployment Insurance
30210	MSDLAF+, New York	State of Minnesota	778.84	February 28, 2010 Payroll - 3rd Party Sick
30210	MSDLAF+, New York	State of Minnesota	4,147.26	February 28, 2010 Payroll - Retiree
30210	MSDLAF+, New York	State of Minnesota	4,186.96	February 28, 2010 Payroll - Child Support
30210	MSDLAF+, New York	State of Minnesota	70.00	February 28, 2010 Payroll - Levies
30210	MSDLAF+, New York	NeoPost	5,000.00	BHS Postage
30310	State of Minnesota	MSDLAF+, New York	14,838.79	State Wire Payment - IEP
30310	MSDLAF+, New York	People's Bank	142,742.12	February 28, 2010 Payroll - TSA
30310	MSDLAF+, New York	Teacher Federated Credit Union	33,477.42	Teacher Dues
30410	MSDLAF+, New York	Delta Dental	31,471.17	Dental Insurance
30808	Mn Trust	MSDLAF+, New York	367,304.89	Wells Fargo Phone Lease
30910	MSDLAF+, New York	TRA	240,403.73	February 28, 2010 Payroll - TRA
30910	MSDLAF+, New York	Group Health	1,488,704.17	Health Insurance
31010	MSDLAF+, New York	PERA	91,985.95	February 28, 2010 Payroll - PERA
31010	MSDLAF+, New York	Delta Dental	17,795.32	Dental Insurance
31110	MSDLAF+, New York	Pitney Bowes	587.43	Mailroom Postage
31210	MN Trust	MSDLAF+, New York	994,822.11	Funds Transfer
31510	State of Minnesota	MSDLAF+, New York	364,334.80	March 15, 2010 State Aid Payment
31610	MSDLAF+, New York	Internal Revenue Service	650,298.94	March 15, 2010 Federal Payroll Taxes
31610	MSDLAF+, New York	State of Minnesota	110,097.42	March 15, 2010 State Payroll Taxes
31610	MSDLAF+, New York	State of Minnesota	618.00	Sales Tax
31710	State of Minnesota	MSDLAF+, New York	5,067.02	State Wire Payment - IEP
31710	MSDLAF+, New York	Delta Dental	18,039.66	Dental Insurance
31710	MSDLAF+, New York	People's Bank	142,959.22	March 15, 2010 Payroll - TSA
31710	MSDLAF+, New York	Teacher Federated Credit Union	33,523.51	Teacher Dues
31820	State of Minnesota	MSDLAF+, New York	619,866.53	State Wire Payment - Federal Payment

31810	MSDLAF+, New York	State of Minnesota	55.00	March 15, 2010 Payroll - Levies
31810	MSDLAF+, New York	State of Minnesota	3,982.61	March 15, 2010 Payroll - Retirees
31810	MSDLAF+, New York	State of Minnesota	4,186.96	March 15, 2010 Payroll - Child Support
32310	State of Minnesota	MSDLAF+, New York	616.42	State Wire Payment - Cobra
32410	State of Minnesota	MSDLAF+, New York	215,445.85	State Wire Payment - Fed Payment Spec Ed
32410	MSDLAF+, New York	Delta Dental	14,116.13	Dental Insurance
32510	MSDLAF+, New York	TRA	237,217.70	March 15, 2010 Payroll - TSA
32610	MSDLAF+, New York	PERA	92,429.95	March 15, 2010 Payroll - PERA
33010	State of Minnesota	MSDLAF+, New York	36,537.37	March 30, 2010 State Aid Payment
33010	State of Minnesota	MSDLAF+, New York	66,776.12	State Wire Payment - Magnet Grant
33110	State of Minnesota	MSDLAF+, New York	7,015.23	State Wire Payment - IEP
33110	MSDLAF+, New York	Delta Dental	17,026.64	Dental Insurance

CHECK #	TYPE	CHECK AMT	CHECK DATE	VENDOR #	ADDRS #	VENDOR NAME	CHECK STATUS
397132	S	\$3058.50	03/09/10	26795	1	ALLIED PROFESSIONALS, INC.	CLEARED
397133	S	\$573.82	03/09/10	01365	0	AMERIPRIDE LINEN AND APPAREL SERVICES	CLEARED
397134	S	\$1000.00	03/09/10	00778	0	ARMSTRONG, MAUREEN	CLEARED
397135	S	\$44.00	03/09/10	00000	9520	BALDESHWILER, MICHELE	CLEARED
397136	S	\$2200.65	03/09/10	26720	0	BLUE BELL ENTERPRISES, INC.	CLEARED
397137	S	\$2786.00	03/09/10	09972	0	BUCK HILL, INC.	CLEARED
397138	S	\$105.00	03/09/10	06939	0	BUREAU OF CRIMINAL APPREHENSION	CLEARED
397139	S	\$240.00	03/09/10	25919	0	CORDOVA-MORALES, LETICIA	CLEARED
397140	S	\$360.00	03/09/10	20524	0	DEWALD, RINA C.	CLEARED
397141	S	\$89.50	03/09/10	23099	0	DEX MEDIA EAST LLC	CLEARED
397142	S	\$144.50	03/09/10	26331	0	EDUCATION TO GO	CLEARED
397143	S	\$100.00	03/09/10	20147	1	ELK RIVER GIRLS' GOLF	CLEARED
397144	S	\$60.00	03/09/10	25866	0	FLORES, ROSA	CLEARED
397145	S	\$117.60	03/09/10	21252	0	HARMER, MARY	CLEARED
397146	S	\$360.00	03/09/10	26803	0	HASSAN, RAHMA	CLEARED
397147	S	\$75.00	03/09/10	00000	8724	HORTSCH, MARION	CLEARED
397148	S	\$96.40	03/09/10	00001	1061	HUFFINGTON, LAURIE	CLEARED
397149	S	\$3726.80	03/09/10	09327	0	INTERMEDIATE SCHOOL DISTRICT 917	CLEARED
397150	S	\$60.00	03/09/10	26282	0	LEE, WAI YEE	OUTSTANDING
397151	S	\$473.00	03/09/10	24920	0	LILLIE SUBURBAN NEWSPAPERS, INC.	CLEARED
397152	S	\$60.00	03/09/10	25433	0	LUONG, JOE	CLEARED
397153	S	\$150.00	03/09/10	00000	9369	MATSON, KEN	CLEARED
397154	S	\$400.00	03/09/10	03412	0	MERZER, SHEILA M.A.,L.P.	CLEARED
397155	S	\$450.00	03/09/10	02538	0	MESPA	CLEARED
397156	S	\$30.00	03/09/10	08865	1	METRO ECSU	CLEARED
397157	S	\$284.55	03/09/10	25868	0	METZ, REBECCA	CLEARED
397158	S	\$1606.09	03/09/10	07752	0	MILLER ELECTRIC, INC.	CLEARED
397159	S	\$18475.39	03/09/10	06710	2	MN DEPT OF PUBLIC SAFETY	CLEARED
397160	S	\$12484.92	03/09/10	07448	0	MN VALLEY ELECTRIC COOPERATIVE	CLEARED
397161	S	\$1269.00	03/09/10	27017	0	MUCHLINSKI, THOMAS	CLEARED
397162	S	\$78.50	03/09/10	22324	0	MULTILINGUAL WORD, INC.	CLEARED
397163	S	\$1484.10	03/09/10	26727	0	NORGON, LORETTA A.	CLEARED
397164	S	\$111.40	03/09/10	25300	1	ORANGE TREE EMPLOYMENT SCREENING	CLEARED
397165	S	\$75.00	03/09/10	00000	8730	PALM, JOANN	CLEARED
397166	S	\$180.00	03/09/10	24879	0	PEREZ, MELISSA M.	CLEARED
397167	S	\$8414.60	03/09/10	02781	5	QWEST	CLEARED
397168	S	\$13878.11	03/09/10	09588	1	SAVAGE, CITY OF	CLEARED
397169	S	\$1561.00	03/09/10	22408	0	SKATETIME SCHOOL PROGRAMS	CLEARED
397170	S	\$38.26	03/09/10	04172	0	UNITED PARCEL SERVICE	CLEARED
397171	S	\$1895.00	03/09/10	07737	0	YOUTH FRONTIERS, INC.	CLEARED
397172	S	\$300.00	03/11/10	09185	0	ALLCORN, JEFFREY	CLEARED
397173	S	\$1197.00	03/11/10	26795	1	ALLIED PROFESSIONALS, INC.	CLEARED
397174	S	\$799.00	03/11/10	00216	1	ALPHA VIDEO & AUDIO, INC.	CLEARED
397175	S	\$6018.98	03/11/10	21261	0	ANDERSON BUS COMPANY, INC.	CLEARED
397176	S	\$811.30	03/11/10	20192	0	ANNICA, INC.	CLEARED
397177	S	\$232.37	03/11/10	03178	1	AQUA LOGIC, INC.	CLEARED
397178	S	\$111.57	03/11/10	00428	0	ARAMARK	CLEARED
397179	S	\$29.71	03/11/10	00016	1690	BALLARD, EILEEN	CLEARED
397180	S	\$1319.94	03/11/10	01253	1	BATTERIES PLUS	CLEARED
397181	S	\$87.59	03/11/10	21966	0	BEHRENS, KRISTIN	CLEARED
397182	S	\$130.00	03/11/10	26885	0	BERGREN, BETH	CLEARED
397183	S	\$324.95	03/11/10	03931	0	BERRY COFFEE COMPANY	CLEARED

CHECK #	TYPE	CHECK AMT	CHECK DATE	VENDOR #	ADDRS #	VENDOR NAME	CHECK STATUS
397184	S	\$1600.00	03/11/10	09039	3	BHS SWIM BOOSTERS	CLEARED
397185	S	\$135.23	03/11/10	27072	0	BLAUBACH, AMY JO	CLEARED
397186	S	\$1906.25	03/11/10	26720	0	BLUE BELL ENTERPRISES, INC.	CLEARED
397187	S	\$31.81	03/11/10	00402	0	BRACKETTS CROSSING COUNTRY CLUB	CLEARED
397188	S	\$855.00	03/11/10	24024	0	BRIH DESIGN, LLC	CLEARED
397189	S	\$826.00	03/11/10	09972	0	BUCK HILL, INC.	CLEARED
397190	S	\$300.00	03/11/10	23176	0	CASS-FELLING, KAREN	CLEARED
397191	S	\$750.00	03/11/10	27087	0	CICHY, BRYAN E.	CLEARED
397192	S	\$596.00	03/11/10	01510	0	COMMUNITY EDUCATION & DEVELOPMENT	CLEARED
397193	S	\$192.00	03/11/10	03866	0	CONTINENTAL CLAY COMPANY	CLEARED
397194	S	\$60.00	03/11/10	25919	0	CORDOVA-MORALES, LETICIA	CLEARED
397195	S	\$83.50	03/11/10	00502	0	CORNERSTONE COPY CENTER	CLEARED
397196	S	\$21.50	03/11/10	23363	0	DIRTY DOG PRODUCTIONS, LLC	CLEARED
397197	S	\$500.00	03/11/10	27089	0	DR. KEN LARSEN	CLEARED
397198	S	\$95.00	03/11/10	20802	0	EHLERS & ASSOCIATES, INC.	CLEARED
397199	S	\$1026.00	03/11/10	06286	0	EKO BACKEN	CLEARED
397200	S	\$15866.00	03/11/10	26379	0	EPN TRAVEL SERVICES, INC.	CLEARED
397201	S	\$1027.43	03/11/10	03874	0	ESCHOOL SOLUTIONS, INC.	CLEARED
397202	S	\$615.00	03/11/10	00016	1780	FOUNDATION 191	CLEARED
397203	S	\$50.00	03/11/10	24030	0	FRANSSELL, DEAN	CLEARED
397204	S	\$60.00	03/11/10	21339	0	GOMEZ, THERESA	CLEARED
397205	S	\$1000.00	03/11/10	27088	0	HALEY, ALBERTA NADINE PH.D	CLEARED
397206	S	\$1070.19	03/11/10	07139	0	HASTINGS BUS COMPANY	CLEARED
397207	S	\$569.70	03/11/10	26918	0	IMB DISTRIBUTION	CLEARED
397208	S	\$2782.50	03/11/10	05834	0	INSTITUTE FOR ENVIRONMENTAL ASSESSMENT, INC.	CLEARED
397209	S	\$107.07	03/11/10	02483	0	INTEGRA TELECOM	CLEARED
397210	S	\$29679.60	03/11/10	09327	0	INTERMEDIATE SCHOOL DISTRICT 917	CLEARED
397211	S	\$1485.58	03/11/10	25541	1	INTERNAL REVENUE SERVICE	CLEARED
397212	S	\$55.00	03/11/10	01994	0	J&R SCHOOL SUPPLIES, INC.	CLEARED
397213	S	\$434.50	03/11/10	21854	0	JESKE, REBECCA	CLEARED
397214	S	\$361.30	03/11/10	27084	0	JIM BOLES DESIGNS, LLC	CLEARED
397215	S	\$250.00	03/11/10	02113	0	KAHLOW, LARRY J.	CLEARED
397216	S	\$12.59	03/11/10	02174	1	KAPLAN EARLY LEARNING CO.	CLEARED
397217	S	\$370.00	03/11/10	08356	1	KENNEDY & GRAVEN, CHARTERED	CLEARED
397218	S	\$5.00	03/11/10	00016	1847	LAFAVOR, LAURA	OUTSTANDING
397219	S	\$148.00	03/11/10	01718	0	LAKES COUNTRY SERVICE COOPERATIVE	CLEARED
397220	S	\$500.00	03/11/10	27090	0	LANDSMAN, JULIE G.	CLEARED
397221	S	\$106.40	03/11/10	00014	1259	LOCKE, BRIGITTE	CLEARED
397222	S	\$551.31	03/11/10	26671	0	LS PIZZA SHACK	CLEARED
397223	S	\$50.00	03/11/10	25368	0	MAXWELL, KATHY	CLEARED
397224	S	\$2100.00	03/11/10	09029	0	MN ACADEMY OF SCIENCE	CLEARED
397225	S	\$93.00	03/11/10	22324	0	MULTILINGUAL WORD, INC.	CLEARED
397226	S	\$75.00	03/11/10	23035	0	NGUYEN, AN	CLEARED
397227	S	\$177.00	03/11/10	02400	0	ORNDORF, RICHARD	CLEARED
397228	S	\$361.60	03/11/10	03219	1	PEPSI-COLA COMPANY	CLEARED
397229	S	\$160.00	03/11/10	26842	0	PERALTA, GERMAN	CLEARED
397230	S	\$150.00	03/11/10	24229	0	PETTIT, BRIGETTE	CLEARED
397231	S	\$333.00	03/11/10	27086	0	POWELL, ALEXANDER ERIK TODD	CLEARED
397232	S	\$4410.00	03/11/10	26796	0	SAFeway DRIVING SCHOOL	CLEARED
397233	S	\$500.00	03/11/10	03223	0	SAMUEL FRENCH, INC.	CLEARED
397234	S	\$300.00	03/11/10	20017	1	SC/SW MN REGIONAL SCIENCE FAIR	CLEARED
397235	S	\$100.00	03/11/10	04683	0	SCOTT COUNTY TREASURER	CLEARED

CHECK #	TYPE	CHECK AMT	CHECK DATE	VENDOR #	ADDRS #	VENDOR NAME	CHECK STATUS
397236	S	\$545.85	03/11/10	02483	1	SCOTT-RICE TELEPHONE CO	CLEARED
397237	S	\$6923.57	03/11/10	23848	0	SFM	CLEARED
397238	S	\$780.50	03/11/10	20185	0	SHIRTY SOMETHING	CLEARED
397239	S	\$904.42	03/11/10	22907	1	SOLUTIONS4SURE.COM, INC.	CLEARED
397240	S	\$1628.77	03/11/10	01076	1	SOUTHWEST NEWSPAPERS	CLEARED
397241	S	\$1012.50	03/11/10	20920	0	SPEED STACKS, INC.	CLEARED
397242	S	\$62.00	03/11/10	00000	330	STRONG, JESSICA	CLEARED
397243	S	\$604.42	03/11/10	25541	0	SUTPHEN, JON	CLEARED
397244	S	\$5001.50	03/11/10	21008	0	T.L.C. SPECIAL TRANSPORTATION, INC.	CLEARED
397245			03/11/10	21008	0	UNISSUED	UNISSUED
397246	S	\$490.00	03/11/10	27085	0	TABLES & TENTS RENTAL COMPANY	CLEARED
397247	S	\$91.00	03/11/10	25598	0	TERRY, KARLA	CLEARED
397248	S	\$1133.56	03/11/10	08203	0	TIES	CLEARED
397249	S	\$79.54	03/11/10	04417	1	US FOODSERVICE	CLEARED
397250	S	\$11250.00	03/11/10	26645	1	VENUWORKS OF BURNSVILLE LLC/BPAC	CLEARED
397251	S	\$1150.50	03/11/10	26566	0	WALT DISNEY STUDIOS MOTION PICTURES	CLEARED
397252	S	\$216.00	03/11/10	24793	0	WATCH ME DRAW! LLC	CLEARED
397253	S	\$60.00	03/11/10	26355	0	WAY, DONITA	CLEARED
397254	S	\$798.00	03/11/10	09958	0	WILDLIFE SCIENCE CENTER	CLEARED
397255	S	\$75.00	03/11/10	08215	0	ZELKIND, NATALIE	CLEARED
397256	S	\$52.30	03/11/10	00016	1855	BECKER, TESSA	CLEARED
397257	S	\$52.30	03/11/10	00016	1849	ELINSON, OLIVIA	CLEARED
397258	S	\$52.65	03/11/10	00016	1856	FILLIPEK, BRITTINI	CLEARED
397259	S	\$119.94	03/11/10	00016	1850	HOOPER, BRIANA	OUTSTANDING
397260	S	\$88.45	03/11/10	00016	1848	JORGENSEN, VICKY	CLEARED
397261	S	\$52.22	03/11/10	00016	1852	LEEN, KELSEY	CLEARED
397262	S	\$128.60	03/11/10	00016	1854	MERCHAN, SONIA	CLEARED
397263	S	\$70.37	03/11/10	00016	1853	SCHROEDER, SARAH	OUTSTANDING
397264	S	\$20.17	03/11/10	00016	1851	THOMAS, SAM	OUTSTANDING
397265	S	\$65.85	03/16/10	21633	1	AUTISM ASPERGER PUBLISHING COMPANY	CLEARED
397266	S	\$32.62	03/16/10	00016	1418	BEAL, DIANE	CLEARED
397267	S	\$2995.00	03/16/10	05245	0	BENCHMARK LEARNING	CLEARED
397268	S	\$760.00	03/16/10	08443	0	BREEZY POINT RESORT	CLEARED
397269	S	\$20501.37	03/16/10	02519	0	CENTERPOINT ENERGY	CLEARED
397270	S	\$3927.29	03/16/10	02519	3	CENTERPOINT ENERGY SERVICES, INC.	CLEARED
397271	S	\$32.50	03/16/10	26628	0	CENTRAL FIRE PROTECTION, INC.	CLEARED
397272	S	\$126.00	03/16/10	22013	0	CUSTOM WATER WORKS	CLEARED
397273	S	\$509.00	03/16/10	24217	0	DAKOTA COUNTY TREASURER AUDITOR	CLEARED
397274	S	\$1288.00	03/16/10	06592	0	FESTIVAL OF NATIONS	CLEARED
397275	S	\$150.00	03/16/10	27080	0	GRAUPMANN, JEFF	CLEARED
397276	S	\$148.00	03/16/10	01718	0	VOIDED	VOIDED
397277	S	\$543.00	03/16/10	24253	0	LOFFLER COMPANIES, INC.	CLEARED
397278	S	\$200.00	03/16/10	02634	5	MASBO	CLEARED
397279	S	\$150.00	03/16/10	02302	1	VOIDED	VOIDED
397280	S	\$180.00	03/16/10	08616	1	MN STATE CHESS ASSOCIATION	OUTSTANDING
397281	S	\$112.50	03/16/10	22324	0	MULTILINGUAL WORD, INC.	CLEARED
397282	S	\$145.00	03/16/10	26842	0	PERALTA, GERMAN	CLEARED
397283	S	\$270.00	03/16/10	24879	0	PEREZ, MELISSA M.	CLEARED
397284	S	\$145.25	03/16/10	26552	0	SCHOOL NUTRITION ASSOCIATION	CLEARED
397285	S	\$85.00	03/16/10	26003	0	SKILLSUSA MINNESOTA	OUTSTANDING
397286	S	\$94.50	03/16/10	00321	0	SUN NEWSPAPERS	CLEARED
397287	S	\$5385.00	03/16/10	03467	0	TAMS WITMARK MUSIC	CLEARED

CHECK #	TYPE	CHECK AMT	CHECK DATE	VENDOR #	ADDRS #	VENDOR NAME	CHECK STATUS
397288	S	\$571.69	03/16/10	08203	0	TIES	CLEARED
397289	S	\$60.00	03/16/10	24968	0	TRANG, KRISTINE	CLEARED
397290	S	\$27.30	03/16/10	04172	0	UNITED PARCEL SERVICE	CLEARED
397291	S	\$5945.00	03/16/10	08595	0	UNIVERSITY OF MINNESOTA-TUITION	CLEARED
397292	S	\$12048.24	03/16/10	02776	0	XCEL ENERGY	CLEARED
397293	S	\$450.00	03/16/10	00016	1857	SUTTER, WENDY	CLEARED
397294	S	\$400.00	03/19/10	26514	0	WALLACE, MATT	CLEARED
397295	S	\$75.00	03/19/10	27098	0	ABRAMSON, NIKKI	CLEARED
397296	S	\$70.00	03/19/10	23625	0	ADAMS, RON	CLEARED
397297	S	\$77.00	03/19/10	27097	0	ADAMS, TOM	CLEARED
397298	S	\$85.00	03/19/10	26940	0	AKWAY, OCHAUNG	CLEARED
397299	S	\$800.00	03/19/10	23052	0	AMMAL, MIRAH	OUTSTANDING
397300	S	\$325.00	03/19/10	00778	0	ARMSTRONG, MAUREEN	CLEARED
397301	S	\$670.95	03/19/10	04895	0	ASSOCIATION OF CLERICAL EMPLOYEES	OUTSTANDING
397302	S	\$77.00	03/19/10	05039	0	BRANDT, KEVIN	OUTSTANDING
397303	S	\$602.00	03/19/10	09972	0	BUCK HILL, INC.	CLEARED
397304	S	\$1625.00	03/19/10	26957	0	CARLSON, BONNIE	CLEARED
397305	S	\$15905.00	03/19/10	20289	1	CDW GOVERNMENT, INC.	CLEARED
397306	S	\$48664.80	03/19/10	02519	0	CENTERPOINT ENERGY	CLEARED
397307	S	\$1800.00	03/19/10	26984	0	COLLEGE NANNIES & TUTORS, LLC	CLEARED
397308	S	\$165.00	03/19/10	25064	0	COMO LAW FIRM P.A.	CLEARED
397309	S	\$250.50	03/19/10	26695	1	COMPVIEW INC.	CLEARED
397310	S	\$120.00	03/19/10	25919	0	CORDOVA-MORALES, LETICIA	CLEARED
397311	S	\$594.60	03/19/10	00647	0	CROWN RENTAL, INC.	CLEARED
397312	S	\$54657.43	03/19/10	00809	0	DAKOTA ELECTRIC ASSOCIATION	CLEARED
397313			03/19/10	00809	0	UNISSUED	UNISSUED
397314	S	\$366.00	03/19/10	26702	0	DELTA MANAGEMENT ASSOCIATES, INC.	CLEARED
397315	S	\$240.00	03/19/10	20524	0	DEWALD, RINA C.	CLEARED
397316	S	\$70.00	03/19/10	03725	0	DIXON, RALFORD	CLEARED
397317	S	\$157.28	03/19/10	24757	0	ERICKSON, DEBORAH C.	CLEARED
397318	S	\$54056.00	03/19/10	06690	1	FIRST TECH COMPUTER	CLEARED
397319	S	\$45.00	03/19/10	26974	0	GENEREUX, PAUL	CLEARED
397320	S	\$676.65	03/19/10	07390	0	GREATER TWIN CITIES UNITED WAY	CLEARED
397321	S	\$61.20	03/19/10	00575	0	GROTH MUSIC COMPANY	CLEARED
397322	S	\$66.00	03/19/10	20324	1	GURSTEL, STALLOCH & CHARGO PA	CLEARED
397323	S	\$480.00	03/19/10	26803	0	HASSAN, RAHMA	CLEARED
397324	S	\$70.00	03/19/10	23592	0	HELMER, TERRY	OUTSTANDING
397325	S	\$65.00	03/19/10	26968	0	HERBY, DONOVAN	CLEARED
397326	S	\$133.00	03/19/10	21391	0	HIX & KUZERKA CONSULTING, INC.	OUTSTANDING
397327	S	\$525.00	03/19/10	01594	0	HOMEWARD BOUND THEATRE COMPANY, INC.	CLEARED
397328	S	\$649.78	03/19/10	26918	0	IMB DISTRIBUTION	CLEARED
397329	S	\$53.00	03/19/10	24067	0	JOHNSON, DENNIS	CLEARED
397330	S	\$77.00	03/19/10	26418	0	JUNCKER, MATT	CLEARED
397331	S	\$106.00	03/19/10	03225	0	KORTE, STEVE	CLEARED
397332	S	\$178.00	03/19/10	01718	0	LAKES COUNTRY SERVICE COOPERATIVE	CLEARED
397333	S	\$57.39	03/19/10	02203	0	LAKESHORE LEARNING MATERIALS	CLEARED
397334	S	\$250.00	03/19/10	26858	0	LANDE HOMUTH, CARRIE	OUTSTANDING
397335	S	\$175.00	03/19/10	27058	0	LEHNEN, TERRY	CLEARED
397336	S	\$447.44	03/19/10	26671	0	LS PIZZA SHACK	CLEARED
397337	S	\$1270.00	03/19/10	09077	1	MCEA	OUTSTANDING
397338	S	\$60.00	03/19/10	25421	0	MEDINA de SMITH, MARIA	OUTSTANDING
397339	S	\$140.00	03/19/10	25868	0	METZ, REBECCA	CLEARED

CHECK #	TYPE	CHECK AMT	CHECK DATE	VENDOR #	ADDRS #	VENDOR NAME	CHECK STATUS
397340	S	\$1000.00	03/19/10	02491	0	MIDWEST BAND INSTRUMENT SERV.	CLEARED
397341	S	\$166.00	03/19/10	27099	0	MIKULAY, ELIZABETH P.	CLEARED
397342	S	\$133.00	03/19/10	03664	1	MINNESOTA TWINS	OUTSTANDING
397343	S	\$105.00	03/19/10	00476	0	MN SOCIETY OF CERTIFIED PUBLIC ACCOUNTANTS	CLEARED
397344	S	\$361.45	03/19/10	22324	0	MULTILINGUAL WORD, INC.	CLEARED
397345	S	\$549.00	03/19/10	27093	0	MUSIC BARN	CLEARED
397346	S	\$70.00	03/19/10	07924	0	O'MALLEY, PAT	CLEARED
397347	S	\$1235.56	03/19/10	06477	0	OFFICE OF ENTERPRISE TECHNOLOGY	CLEARED
397348	S	\$117.00	03/19/10	06693	0	POWELL, MALINDA	CLEARED
397349	S	\$47.44	03/19/10	25860	0	PRIORITY COURIER EXPERTS	CLEARED
397350	S	\$70.00	03/19/10	08451	0	PROSHEK, TODD	CLEARED
397351	S	\$309.00	03/19/10	26388	0	RAUSCH, STURM, ISRAEL, ENERSON & HORNIK	CLEARED
397352	S	\$40.12	03/19/10	26449	0	ROURKE, PAT	OUTSTANDING
397353	S	\$900.00	03/19/10	03223	0	SAMUEL FRENCH, INC.	CLEARED
397354	S	\$64.31	03/19/10	03196	3	SCHOLASTIC INC.	CLEARED
397355	S	\$14750.00	03/19/10	03196	10	SCHOLASTIC, INC.	CLEARED
397356	S	\$14167.00	03/19/10	23848	0	SFM	CLEARED
397357	S	\$200.00	03/19/10	26659	0	SIDDIQUI, AAMERA	OUTSTANDING
397358	S	\$77.00	03/19/10	27027	0	SONNENBURG, GARY	CLEARED
397359	S	\$80.24	03/19/10	02683	0	SPANGLER, JOHN	OUTSTANDING
397360	S	\$244.00	03/19/10	26893	0	STEWART, ZLIMEN & JUNGERS, LTD.	CLEARED
397361	S	\$5922.84	03/19/10	22640	0	SYLVAN-MN LEARNING CENTER	CLEARED
397362	S	\$110.00	03/19/10	01637	0	THREE RIVERS PARK DISTRICT	CLEARED
397363	S	\$354.00	03/19/10	08203	0	TIES	CLEARED
397364	S	\$60.00	03/19/10	24968	0	TRANG, KRISTINE	CLEARED
397365	S	\$108.76	03/19/10	27100	0	TROOST, GINA M.	CLEARED
397366	S	\$46.96	03/19/10	04172	0	UNITED PARCEL SERVICE	CLEARED
397367	S	\$104.00	03/19/10	23463	7	UNITED STATES TREASURY	CLEARED
397368	S	\$41.00	03/19/10	02813	1	US DEPARTMENT OF EDUCATION	CLEARED
397369	S	\$170.51	03/19/10	20422	0	WENDORF, VERN	CLEARED
397370	S	\$282.00	03/19/10	26767	0	WI SCTF	CLEARED
397371	S	\$1926.05	03/19/10	04451	7	XEROX CORPORATION	CLEARED
397372	S	\$935.00	03/19/10	27095	0	YOUTH SERVICES INT'L	CLEARED
397373	S	\$6212.50	03/23/10	05343	0	ACCENT PRINTING	CLEARED
397374	S	\$35.10	03/23/10	00000	9089	BEAL, JAY	CLEARED
397375	S	\$252.00	03/23/10	27072	0	BLAUBACH, AMY JO	CLEARED
397376	S	\$143.51	03/23/10	24731	0	BOX OFFICE GUYS	CLEARED
397377	S	\$6668.00	03/23/10	09972	0	BUCK HILL, INC.	CLEARED
397378	S	\$1950.00	03/23/10	00673	0	BURNSVILLE, CITY OF	CLEARED
397379	S	\$300.00	03/23/10	27046	0	CAROL F. SIEGEL, Ph.D., INC.	CLEARED
397380	S	\$4038.11	03/23/10	00246	1	CHRESTOMATHY, INC.	OUTSTANDING
397381	S	\$240.00	03/23/10	25919	0	CORDOVA-MORALES, LETICIA	CLEARED
397382	S	\$162.50	03/23/10	00502	0	CORNERSTONE COPY CENTER	CLEARED
397383	S	\$700.00	03/23/10	20524	0	DEWALD, RINA C.	CLEARED
397384	S	\$96.40	03/23/10	00001	1062	DIWI, JULIE	CLEARED
397385	S	\$64.00	03/23/10	00000	338	DOMINQUEZ, EDDIE	CLEARED
397386	S	\$1729.98	03/23/10	01002	0	EAGAN, CITY OF	CLEARED
397387	S	\$115.00	03/23/10	06734	1	EASTVIEW HIGH SCHOOL	OUTSTANDING
397388	S	\$30.00	03/23/10	26430	0	FIRST-SHRED LLC	OUTSTANDING
397389	S	\$300.00	03/23/10	02806	0	FLAVORS FROM THE HOME, INC	OUTSTANDING
397390	S	\$32.13	03/23/10	00000	9300	HANSON, ROBERT	CLEARED
397391	S	\$367.50	03/23/10	26803	0	HASSAN, RAHMA	CLEARED

CHECK #	TYPE	CHECK AMT	CHECK DATE	VENDOR #	ADDRS #	VENDOR NAME	CHECK STATUS
397392	S	\$59.00	03/23/10	00000	9308	HASSLER, JOYCE	CLEARED
397393	S	\$3.25	03/23/10	00016	1858	HERNANDEZ, GUADALUPE	OUTSTANDING
397394	S	\$260.25	03/23/10	01856	2	IND. SCHOOL DIST. 271	CLEARED
397395	S	\$247.26	03/23/10	02483	0	INTEGRA TELECOM	CLEARED
397396	S	\$42.00	03/23/10	00000	5971	JACOBSON, TERESA	OUTSTANDING
397397	S	\$236.25	03/23/10	26082	0	JONES, TERENCE	CLEARED
397398	S	\$60.00	03/23/10	22010	0	KREMER, SEVERA E.	OUTSTANDING
397399	S	\$290.00	03/23/10	09951	0	MATH MASTERS OF MN	CLEARED
397400	S	\$596.75	03/23/10	22324	0	MULTILINGUAL WORD, INC.	CLEARED
397401	S	\$50.00	03/23/10	26402	0	NAFEM	CLEARED
397402	S	\$100.00	03/23/10	02440	1	NORTHEAST METRO DISTRICT 916	OUTSTANDING
397403	S	\$84.47	03/23/10	02489	1	OFFICE DEPOT COMPANY	CLEARED
397404	S	\$60.00	03/23/10	26396	0	OSMAN, NIMO	OUTSTANDING
397405	S	\$234.00	03/23/10	01039	0	OXBORO CLEANERS	CLEARED
397406	S	\$240.00	03/23/10	24879	0	PEREZ, MELISSA M.	CLEARED
397407	S	\$1168.92	03/23/10	03055	4	PITNEY BOWES	CLEARED
397408	S	\$44676.91	03/23/10	20099	0	RELIASTAR LIFE INSURANCE COMPANY	CLEARED
397409	S	\$219.00	03/23/10	07194	1	SAGE PUBLICATIONS, INC.	CLEARED
397410	S	\$50.00	03/23/10	26552	2	SCHOOL NUTRITION ASSOCIATION	OUTSTANDING
397411	S	\$440.00	03/23/10	25227	0	SHAW, STACY	OUTSTANDING
397412	S	\$570.00	03/23/10	25672	0	SPECIAL DELIVERY OF MINNESOTA, INC	CLEARED
397413	S	\$150.00	03/23/10	21898	0	STINGER, ELLEN	CLEARED
397414	S	\$180.00	03/23/10	25781	0	TAPIA, FRANCIS	OUTSTANDING
397415	S	\$39.50	03/23/10	26607	0	TRAIN, RICHARD	CLEARED
397416	S	\$533.00	03/23/10	08340	0	VALLEYFAIR	OUTSTANDING
397417	S	\$540.00	03/23/10	04195	1	VIKING AUTOMATIC SPRINKLER COMPANY	CLEARED
397418	S	\$53.00	03/23/10	24743	0	WALBRAN, SHARON	OUTSTANDING
397419	S	\$3431.00	03/23/10	24793	0	WATCH ME DRAW! LLC	CLEARED
397420	S	\$617.97	03/23/10	04451	7	XEROX CORPORATION	CLEARED
397421	S	\$3750.03	03/26/10	26985	0	A PLUS TUTORING SERVICE, LTD.	CLEARED
397422	S	\$246.00	03/26/10	26630	0	AMERICAN DIETETIC ASSOCIATION	CLEARED
397423	S	\$1998.00	03/26/10	07129	3	AUGSBURG COLLEGE	OUTSTANDING
397424	S	\$109.90	03/26/10	01253	1	BATTERIES PLUS	CLEARED
397425	S	\$27839.15	03/26/10	02519	0	CENTERPOINT ENERGY	CLEARED
397426	S	\$72.00	03/26/10	27036	0	CLIFFORD, CONNOR	OUTSTANDING
397427	S	\$84.00	03/26/10	22013	0	CUSTOM WATER WORKS	CLEARED
397428	S	\$23.00	03/26/10	26111	0	ETECH TRANSACTION SOLUTIONS, INC.	CLEARED
397429	S	\$80.00	03/26/10	08124	0	FISCHER, DEANNA	OUTSTANDING
397430	S	\$1560.00	03/26/10	08526	1	GOODWILL/EASTER SEALS	CLEARED
397431	S	\$580.00	03/26/10	23312	0	GORNY, MICHELE	OUTSTANDING
397432	S	\$958.50	03/26/10	03539	1	H & A ADMINISTRATORS	CLEARED
397433	S	\$53.00	03/26/10	27108	0	HARMONIOUS LIFE, INC.	CLEARED
397434	S	\$582.00	03/26/10	25108	0	HITESMAN & ASSOCIATES, P.A.	CLEARED
397435	S	\$27.00	03/26/10	21391	0	HIX & KUZERKA CONSULTING, INC.	OUTSTANDING
397436	S	\$75.00	03/26/10	27105	0	IBP	OUTSTANDING
397437	S	\$1011.07	03/26/10	26637	0	IDI, LLC	OUTSTANDING
397438	S	\$622.43	03/26/10	26918	0	IMB DISTRIBUTION	CLEARED
397439	S	\$248.11	03/26/10	02483	0	INTEGRA TELECOM	CLEARED
397440	S	\$17312.44	03/26/10	01390	0	INTERMEDIATE SCHOOL DISTRICT 287	CLEARED
397441	S	\$538.00	03/26/10	01994	0	J&R SCHOOL SUPPLIES, INC.	OUTSTANDING
397442	S	\$45.00	03/26/10	26485	0	JOHNSON, ANGELIQUE	CLEARED
397443	S	\$10.69	03/26/10	00016	1843	JOHNSON, KIM	CLEARED

CHECK #	TYPE	CHECK AMT	CHECK DATE	VENDOR #	ADDRS #	VENDOR NAME	CHECK STATUS
397444	S	\$14.40	03/26/10	00001	1063	LARSON, DENISE	OUTSTANDING
397445	S	\$140.00	03/26/10	25868	0	METZ, REBECCA	OUTSTANDING
397446	S	\$11858.09	03/26/10	03029	1	MINNESOTA ENERGY RESOURCES CORPORATION	CLEARED
397447	S	\$120.00	03/26/10	08543	7	MN DEPT OF HEALTH	OUTSTANDING
397448	S	\$991.89	03/26/10	04476	0	NATIONAL TREASURE KUNG FU INC	OUTSTANDING
397449	S	\$43.70	03/26/10	25300	1	ORANGE TREE EMPLOYMENT SCREENING	CLEARED
397450	S	\$768.00	03/26/10	04846	0	PARK SQUARE THEATRE	OUTSTANDING
397451	S	\$200.00	03/26/10	26842	0	PERALTA, GERMAN	CLEARED
397452	S	\$65.00	03/26/10	27103	0	POWELL, APRYL	CLEARED
397453	S	\$300.00	03/26/10	26222	0	PR MEDIA	CLEARED
397454	S	\$25.00	03/26/10	27057	0	PRENDI, GJON	OUTSTANDING
397455	S	\$20.00	03/26/10	00016	1860	RHODE, JENNIFER	OUTSTANDING
397456	S	\$3740.00	03/26/10	06079	0	RICHFIELD BUS COMPANY	OUTSTANDING
397457	S	\$20.00	03/26/10	09588	4	SAVAGE, CITY OF	OUTSTANDING
397458	S	\$708.00	03/26/10	03609	0	SCIENCE MUSEUM OF MINN.	CLEARED
397459	S	\$1305.00	03/26/10	25227	0	SHAW, STACY	OUTSTANDING
397460	S	\$356.44	03/26/10	03640	1	STAPLES ADVANTAGE	CLEARED
397461	S	\$125.00	03/26/10	27104	0	SUBURBAN LAW ENFORCEMENT ASSOCIATION	OUTSTANDING
397462	S	\$250.00	03/26/10	27106	0	SULLIVAN, BRENNA MARIE	CLEARED
397463	S	\$100.00	03/26/10	26874	0	SWAGGER, CHE	OUTSTANDING
397464	S	\$430.75	03/26/10	27102	0	TOTAL SOURCE, INC.	CLEARED
397465	S	\$75.00	03/26/10	02039	0	WORKS, THE	OUTSTANDING
397466	S	\$522.00	03/26/10	04451	7	XEROX CORPORATION	CLEARED
397467	S	\$75.00	03/26/10	00016	1859	ZIEGLER, DARIAN	CLEARED
397468	S	\$38.57	03/26/10	00016	1390	ZRUST, CHRISTINE	CLEARED
397469	S	\$389.48	04/01/10	01118	0	ABLENET, INC.	OUTSTANDING
397470	S	\$424.06	04/01/10	01982	0	ADHESIVE LABEL	OUTSTANDING
397471	S	\$36.00	04/01/10	22755	0	ALTARE SIGNS	OUTSTANDING
397472	S	\$1795.95	04/01/10	03503	0	AMERICAN TIME & SIGNAL	OUTSTANDING
397473	S	\$20302.10	04/01/10	25780	1	AMERICAN TIRE DISTRIBUTORS	OUTSTANDING
397474	S	\$548.04	04/01/10	27062	0	ANDYMARK, INC.	OUTSTANDING
397475	S	\$117.97	04/01/10	26755	0	ARAMARK UNIFORM SERVICES	OUTSTANDING
397476			04/01/10	26755	0	UNISSUED	UNISSUED
397477			04/01/10	26755	0	UNISSUED	UNISSUED
397478	S	\$1399.38	04/01/10	00386	1	BARNES & NOBLE INC	OUTSTANDING
397479	S	\$144.45	04/01/10	03931	0	BERRY COFFEE COMPANY	OUTSTANDING
397480	S	\$90.56	04/01/10	21653	0	BEYOND PLAY, LLC	OUTSTANDING
397481	S	\$6843.23	04/01/10	00477	0	BIX PRODUCE COMPANY	OUTSTANDING
397482			04/01/10	00477	0	UNISSUED	UNISSUED
397483			04/01/10	00477	0	UNISSUED	UNISSUED
397484			04/01/10	00477	0	UNISSUED	UNISSUED
397485	S	\$14238.00	04/01/10	05972	1	CAMBIUM LEARNING INC.	OUTSTANDING
397486	S	\$2500.00	04/01/10	05972	2	CAMBIUM LEARNING INC.	OUTSTANDING
397487	S	\$8437.31	04/01/10	20289	1	CDW GOVERNMENT, INC.	OUTSTANDING
397488	S	\$274.26	04/01/10	25513	1	CHURCH OFFSET PRINTING, INC.	OUTSTANDING
397489	S	\$634.50	04/01/10	00514	0	COMBUSTION HEAT & POWER, INC.	OUTSTANDING
397490	S	\$114.47	04/01/10	00552	1	CONNEY SAFETY PRODUCTS	OUTSTANDING
397491	S	\$243.80	04/01/10	03866	0	CONTINENTAL CLAY COMPANY	OUTSTANDING
397492	S	\$332.75	04/01/10	00502	0	CORNERSTONE COPY CENTER	OUTSTANDING
397493	S	\$146.66	04/01/10	00647	0	CROWN RENTAL, INC.	OUTSTANDING
397494	S	\$81.91	04/01/10	00782	1	CURRICULUM ASSOCIATES, INC.	OUTSTANDING
397495	S	\$2484.00	04/01/10	22013	0	CUSTOM WATER WORKS	OUTSTANDING

CHECK #	TYPE	CHECK AMT	CHECK DATE	VENDOR #	ADDRS #	VENDOR NAME	CHECK STATUS
397496			04/01/10	22013	0	UNISSUED	UNISSUED
397497	S	\$5735.66	04/01/10	00279	0	D.S.D., INC.	OUTSTANDING
397498			04/01/10	00279	0	UNISSUED	UNISSUED
397499	S	\$100.63	04/01/10	00576	1	DELTA	OUTSTANDING
397500	S	\$105.00	04/01/10	00578	1	DON JOHNSTON, INC.	OUTSTANDING
397501	S	\$347.00	04/01/10	01064	0	EARL F. ANDERSEN & ASSOC., INC	OUTSTANDING
397502	S	\$5094.11	04/01/10	02333	1	EARTHGRAINS CO.	OUTSTANDING
397503	S	\$398.00	04/01/10	23953	0	ELECTRONIC COMMUNICATION SYSTEMS, LLC	OUTSTANDING
397504	S	\$129.06	04/01/10	23054	1	FASTENAL	OUTSTANDING
397505	S	\$15379.19	04/01/10	08698	1	FERGUSON ENTERPRISES # 1657	OUTSTANDING
397506			04/01/10	08698	0	UNISSUED	UNISSUED
397507	S	\$571693.30	04/01/10	03328	0	FIRST STUDENT, INC.	OUTSTANDING
397508	S	\$332.19	04/01/10	01457	1	GOODIN COMPANY	OUTSTANDING
397509	S	\$275.73	04/01/10	01458	1	GOPHER	OUTSTANDING
397510	S	\$1035.03	04/01/10	04387	1	GRAINGER	OUTSTANDING
397511	S	\$168.75	04/01/10	01478	1	GRAYBAR ELECTRIC COMPANY, INC.	OUTSTANDING
397512	S	\$437.58	04/01/10	01577	0	GROSSMAN CHEVROLET	OUTSTANDING
397513	S	\$872.00	04/01/10	01641	0	H&B SPECIALIZED PRODUCTS, INC.	OUTSTANDING
397514	S	\$17552.00	04/01/10	01774	1	HALDEMAN-HOMME, INC.	OUTSTANDING
397515	S	\$25158.94	04/01/10	24130	0	HASTINGS CO-OP CREAMERY	OUTSTANDING
397516	S	\$38.45	04/01/10	02228	1	HAWTHORNE EDUCATIONAL SERVICES	OUTSTANDING
397517	S	\$81.00	04/01/10	27060	0	HEALTH ACT SRVS AIRPORT CLINIC	OUTSTANDING
397518	S	\$360.52	04/01/10	09046	0	HI TECH REFRIGERATION	OUTSTANDING
397519	S	\$82.70	04/01/10	01729	4	HIGHSMITH	OUTSTANDING
397520	S	\$12716.66	04/01/10	09318	1	HILLYARD INC - MINNEAPOLIS	OUTSTANDING
397521	S	\$519.00	04/01/10	01784	2	HIRSHFIELD'S PAINT MANUFACTURING	OUTSTANDING
397522	S	\$77.95	04/01/10	02235	2	HM RECEIVABLES CO LLC	OUTSTANDING
397523	S	\$1935.45	04/01/10	01622	0	HOBART SERVICE	OUTSTANDING
397524	S	\$662.08	04/01/10	04818	0	HORIZON COMMERCIAL POOL SUPPLY	OUTSTANDING
397525	S	\$98.00	04/01/10	03362	4	HOUGHTON MIFFLIN COMPANY	OUTSTANDING
397526	S	\$570.00	04/01/10	25425	0	INTA JUICE	OUTSTANDING
397527	S	\$186.50	04/01/10	01994	0	J&R SCHOOL SUPPLIES, INC.	OUTSTANDING
397528	S	\$241.14	04/01/10	01134	0	JIM COOPERS TIRE & AUTO STORES	OUTSTANDING
397529	S	\$3753.51	04/01/10	05816	0	JOHN A. DAL SIN & SON, INC.	OUTSTANDING
397530	S	\$24.61	04/01/10	02043	7	JOSTENS	OUTSTANDING
397531	S	\$49.45	04/01/10	02174	1	KAPLAN EARLY LEARNING CO.	OUTSTANDING
397532	S	\$56.70	04/01/10	01434	0	KULLY SUPPLY, INC.	OUTSTANDING
397533	S	\$3185.63	04/01/10	02203	0	LAKESHORE LEARNING MATERIALS	OUTSTANDING
397534	S	\$73.76	04/01/10	27064	0	LEARNING THINGS, LLC	OUTSTANDING
397535	S	\$558.41	04/01/10	20209	0	LEARNING ZONE EXPRESS	OUTSTANDING
397536	S	\$106.00	04/01/10	06419	1	LENSCRAFTERS, INC.	OUTSTANDING
397537	S	\$1973.76	04/01/10	05077	0	LOCKSAFE, INC.	OUTSTANDING
397538	S	\$343.00	04/01/10	04999	0	LRP PUBLICATIONS	OUTSTANDING
397539	S	\$5.00	04/01/10	27083	0	MACHINA ELECTRONICS, LLC	OUTSTANDING
397540	S	\$1533.05	04/01/10	02196	0	MACKIN BOOK COMPANY	OUTSTANDING
397541	S	\$54.95	04/01/10	27031	1	MARSHALLA SPEECH & LANGUAGE	OUTSTANDING
397542	S	\$2010.00	04/01/10	24734	2	MAXIM HEALTH SYSTEMS, LLC	OUTSTANDING
397543	S	\$875.60	04/01/10	08407	1	MELLO SMELLO	OUTSTANDING
397544	S	\$811.80	04/01/10	02395	0	MENARDS	OUTSTANDING
397545	S	\$915.00	04/01/10	26975	0	METAL SUPERMARKETS	OUTSTANDING
397546	S	\$507.51	04/01/10	04961	0	MINVALCO, INC.	OUTSTANDING
397547	S	\$2659.81	04/01/10	02526	0	MN CLAY USA	OUTSTANDING

CHECK #	TYPE	CHECK AMT	CHECK DATE	VENDOR #	ADDRS #	VENDOR NAME	CHECK STATUS
397548	S	\$51.00	04/01/10	27073	0	MODEL A TECHNOLOGY	OUTSTANDING
397549	S	\$299.40	04/01/10	03544	2	MULTI SERVICE CORPORATION	OUTSTANDING
397550	S	\$486.93	04/01/10	03519	0	NAPA, SAVAGE PARTS SERVICE	OUTSTANDING
397551			04/01/10	03519	0	UNISSUED	UNISSUED
397552	S	\$309.30	04/01/10	25372	4	NCS PEARSON INC	OUTSTANDING
397553	S	\$135.48	04/01/10	25271	0	NDR CABLES AND NETWORKS, INC.	OUTSTANDING
397554	S	\$380.36	04/01/10	02858	3	NEFF MOTIVATION, INC.	OUTSTANDING
397555	S	\$111.65	04/01/10	02832	1	NEW READER'S PRESS	OUTSTANDING
397556	S	\$122.04	04/01/10	01197	1	NEXT DAY GOURMET	OUTSTANDING
397557	S	\$1095.26	04/01/10	20320	0	NORTHERN AIR CORPORATION	OUTSTANDING
397558	S	\$1821.19	04/01/10	02489	1	OFFICE DEPOT COMPANY	OUTSTANDING
397559			04/01/10	02489	0	UNISSUED	UNISSUED
397560	S	\$385.28	04/01/10	02948	0	OXFORD UNIVERSITY PRESS INC.	OUTSTANDING
397561	S	\$60.16	04/01/10	03123	0	PAPCO	OUTSTANDING
397562	S	\$660.70	04/01/10	03219	1	PEPSI-COLA COMPANY	OUTSTANDING
397563	S	\$6859.00	04/01/10	26108	0	PJCOMN ACQUISITION CORPORATION	OUTSTANDING
397564	S	\$1255.00	04/01/10	03101	0	PUMP & METER SERVICE, INC.	OUTSTANDING
397565	S	\$2276.64	04/01/10	21744	0	QUALITY AIR MECHANICAL, INC.	OUTSTANDING
397566	S	\$27.15	04/01/10	07235	0	REALLY GOOD STUFF	OUTSTANDING
397567	S	\$115.46	04/01/10	26677	1	RED BRICK LEARNING	OUTSTANDING
397568	S	\$113.00	04/01/10	05511	0	RED WING SHOE STORE	OUTSTANDING
397569	S	\$456.95	04/01/10	21851	0	RED WING SHOE STORE	OUTSTANDING
397570	S	\$183.49	04/01/10	25553	0	REGALIA MANUFACTURING COMPANY	OUTSTANDING
397571	S	\$5299.32	04/01/10	03744	1	RENAISSANCE LEARNING, INC.	OUTSTANDING
397572	S	\$252.00	04/01/10	27101	0	RHODAS LOW VOLTAGE, INC.	OUTSTANDING
397573	S	\$562.50	04/01/10	09053	2	RIFTON EQUIPMENT	OUTSTANDING
397574	S	\$617.20	04/01/10	03339	1	ROTO-ROOTER	OUTSTANDING
397575	S	\$71.33	04/01/10	25876	1	SAFEGUARD BUSINESS SYSTEMS, INC.	OUTSTANDING
397576	S	\$316.00	04/01/10	02375	6	SALEM PRESS	OUTSTANDING
397577	S	\$23.11	04/01/10	03532	2	SCHMITT MUSIC	OUTSTANDING
397578	S	\$207.37	04/01/10	03537	1	SCHOOL HEALTH SUPPLY CO., INC.	OUTSTANDING
397579	S	\$557.98	04/01/10	01037	3	SCHOOL SPECIALTY	OUTSTANDING
397580	S	\$82.78	04/01/10	04232	1	SCHOOL SPECIALTY INC.	OUTSTANDING
397581	S	\$89.75	04/01/10	22726	0	SENSORY COMFORT	OUTSTANDING
397582	S	\$301.83	04/01/10	03472	2	SHIFFLER EQUIPMENT SALES INC	OUTSTANDING
397583	S	\$372.00	04/01/10	02217	1	SIEMENS BUILDING TECHNOLOGIES, INC.	OUTSTANDING
397584	S	\$26522.14	04/01/10	26050	0	SOFTWARE ONE	OUTSTANDING
397585	S	\$650.31	04/01/10	22907	1	SOLUTIONS4SURE.COM, INC.	OUTSTANDING
397586	S	\$309.97	04/01/10	03553	0	SOUTHPAW ENTERPRISES, INC.	OUTSTANDING
397587	S	\$4480.80	04/01/10	22020	0	SPHERION CORPORATION	OUTSTANDING
397588	S	\$95.07	04/01/10	03640	1	STAPLES ADVANTAGE	OUTSTANDING
397589	S	\$638.23	04/01/10	03689	0	STATE SUPPLY CO., INC.	OUTSTANDING
397590	S	\$3165.00	04/01/10	04664	0	SUMMIT PRINT COPY AND MAIL SERVICE	OUTSTANDING
397591	S	\$538.16	04/01/10	04308	0	SUPER DUPER SCHOOL CO.	OUTSTANDING
397592	S	\$546.25	04/01/10	25706	0	SUPERIOR CONSULTING SERVICES	OUTSTANDING
397593	S	\$484.79	04/01/10	00736	0	TEACHER'S DISCOVERY	OUTSTANDING
397594	S	\$26.00	04/01/10	22493	0	THERAPY WORKS, INC.	OUTSTANDING
397595	S	\$1931.00	04/01/10	08203	0	TIES	OUTSTANDING
397596	S	\$76.46	04/01/10	21184	4	TIES	OUTSTANDING
397597	S	\$101.63	04/01/10	04939	1	TIGER DIRECT.COM	OUTSTANDING
397598	S	\$1652.84	04/01/10	22123	1	TOTAL FILTRATION SERVICES, INC.	OUTSTANDING
397599	S	\$6022.05	04/01/10	24601	0	TOTAL MECHANICAL SERVICES, INC.	OUTSTANDING

CHECK #	TYPE	CHECK AMT	CHECK DATE	VENDOR #	ADDRS #	VENDOR NAME	CHECK STATUS
397600	S	\$762.65	04/01/10	01237	0	TOYS FOR SPECIAL CHILDREN, INC.	OUTSTANDING
397601	S	\$52.55	04/01/10	04060	0	TRANS-MISSISSIPPI BIOLOGICAL SUPPLY	OUTSTANDING
397602	S	\$433.77	04/01/10	04037	1	TRIARCO ARTS & CRAFTS	OUTSTANDING
397603	S	\$17635.89	04/01/10	03802	0	TRIO SUPPLY	OUTSTANDING
397604			04/01/10	03802	0	UNISSUED	UNISSUED
397605			04/01/10	03802	0	UNISSUED	UNISSUED
397606	S	\$717.89	04/01/10	05836	0	U.S. TOY COMPANY, INC.	OUTSTANDING
397607	S	\$75554.58	04/01/10	04417	1	US FOODSERVICE	OUTSTANDING
397608			04/01/10	04417	0	UNISSUED	UNISSUED
397609			04/01/10	04417	0	UNISSUED	UNISSUED
397610			04/01/10	04417	0	UNISSUED	UNISSUED
397611			04/01/10	04417	0	UNISSUED	UNISSUED
397612			04/01/10	04417	0	UNISSUED	UNISSUED
397613			04/01/10	04417	0	UNISSUED	UNISSUED
397614			04/01/10	04417	0	UNISSUED	UNISSUED
397615			04/01/10	04417	0	UNISSUED	UNISSUED
397616	S	\$991.87	04/01/10	04243	1	VIKING ELECTRIC SUPPLY, INC.	OUTSTANDING
397617	S	\$472.00	04/01/10	04337	1	WENGER CORPORATION	OUTSTANDING
397618	S	\$165.55	04/01/10	04419	0	WESTERN PSYCHOLOGICAL SERVICES	OUTSTANDING
397619	S	\$39.30	04/01/10	07032	1	WILLIAM H. SADLIER, INC.	OUTSTANDING
397620	S	\$661.38	04/01/10	07244	3	WOODCRAFT	OUTSTANDING
397621	S	\$777.24	04/01/10	26238	0	YOCUM OIL COMPANY	OUTSTANDING
397622	S	\$41.45	04/01/10	09213	0	ZERO TO THREE	OUTSTANDING
397623	S	\$29415.00	04/01/10	04566	0	ZIEGLER INC.	OUTSTANDING
397624	S	\$150.00	03/30/10	27113	0	ALL, AFRAH	OUTSTANDING
397625	S	\$150.00	03/30/10	26374	0	ARTISAN CREATIVE	OUTSTANDING
397626	S	\$168.45	03/30/10	03931	0	BERRY COFFEE COMPANY	OUTSTANDING
397627	S	\$30.50	03/30/10	00001	1064	BOTKO, STEVEN	OUTSTANDING
397628	S	\$150.00	03/30/10	23690	0	CARLSON, JOHN	OUTSTANDING
397629	S	\$1000.00	03/30/10	27114	0	CENTER FOR LEARNING SOLUTIONS, INC.	OUTSTANDING
397630	S	\$5974.47	03/30/10	02519	0	CENTERPOINT ENERGY	OUTSTANDING
397631	S	\$130.00	03/30/10	27112	0	CHRIS ROGERS ELITE ATHLETICS, C.S.R.	OUTSTANDING
397632	S	\$2295.47	03/30/10	00502	0	CORNERSTONE COPY CENTER	OUTSTANDING
397633	S	\$120.00	03/30/10	26354	0	DAVILA, ADYS M.	OUTSTANDING
397634	S	\$39913.22	03/30/10	00827	0	DODGE OF BURNSVILLE, INC.	OUTSTANDING
397635	S	\$384.00	03/30/10	26368	0	DOWNING-KLINISKE, VALERIE	OUTSTANDING
397636	S	\$80.00	03/30/10	08124	0	FISCHER, DEANNA	OUTSTANDING
397637	S	\$200.00	03/30/10	23318	0	GEHRKE, LYNN	OUTSTANDING
397638	S	\$120.00	03/30/10	21339	0	GOMEZ, THERESA	OUTSTANDING
397639	S	\$55.95	03/30/10	00016	1862	HAAS, LINDA	OUTSTANDING
397640	S	\$2856.08	03/30/10	02235	2	HM RECEIVABLES CO LLC	OUTSTANDING
397641	S	\$150.00	03/30/10	27115	0	HUGH O'BRIAN YOUTH LEADERSHIP	OUTSTANDING
397642	S	\$300.00	03/30/10	24214	0	IMMIGRANT LAW CENTER OF MINNESOTA	OUTSTANDING
397643	S	\$180.00	03/30/10	26825	0	ITH, VANHUON	OUTSTANDING
397644	S	\$200.00	03/30/10	26282	0	LEE, WAI YEE	OUTSTANDING
397645	S	\$259.79	03/30/10	24253	0	LOFFLER COMPANIES, INC.	OUTSTANDING
397646	S	\$555.00	03/30/10	25421	0	MEDINA de SMITH, MARIA	OUTSTANDING
397647	S	\$155.00	03/30/10	02491	0	MIDWEST BAND INSTRUMENT SERV.	OUTSTANDING
397648	S	\$300.00	03/30/10	23469	0	MILL CITY MUSEUM	OUTSTANDING
397649	S	\$840.00	03/30/10	09029	0	MN ACADEMY OF SCIENCE	OUTSTANDING
397650	S	\$199.00	03/30/10	22324	0	MULTILINGUAL WORD, INC.	OUTSTANDING
397651	S	\$125.00	03/30/10	03730	0	NELSON, DON	OUTSTANDING

33

CHECK #	TYPE	CHECK AMT	CHECK DATE	VENDOR #	ADDRS #	VENDOR NAME	CHECK STATUS
397652	S	\$480.00	03/30/10	26842	0	PERALTA, GERMAN	OUTSTANDING
397653	S	\$465.00	03/30/10	24879	0	PEREZ, MELISSA M.	OUTSTANDING
397654	S	\$77.00	03/30/10	26967	0	PETERSON, DONALD	OUTSTANDING
397655	S	\$150.00	03/30/10	22793	0	RABINOWICZ, JACK	OUTSTANDING
397656	S	\$224.98	03/30/10	25562	0	SACHS, ALICE	OUTSTANDING
397657	S	\$1968.75	03/30/10	20491	0	SAVAGE, DAWN	OUTSTANDING
397658	S	\$135.00	03/30/10	20017	1	SC/SW MN REGIONAL SCIENCE FAIR	OUTSTANDING
397659	S	\$504.40	03/30/10	00238	2	SCHOLASTIC BOOK FAIRS	OUTSTANDING
397660	S	\$456.00	03/30/10	25672	0	SPECIAL DELIVERY OF MINNESOTA, INC	OUTSTANDING
397661	S	\$5.99	03/30/10	00016	1861	STEVENS, JACOB	OUTSTANDING
397662	S	\$9703.50	03/30/10	21008	0	T.L.C. SPECIAL TRANSPORTATION, INC.	OUTSTANDING
397663			03/30/10	21008	0	UNISSUED	UNISSUED
397664			03/30/10	21008	0	UNISSUED	UNISSUED
397665	S	\$105.00	03/30/10	24968	0	TRANG, KRISTINE	OUTSTANDING
397666	S	\$67.19	03/30/10	21190	0	TROUSIL, WANDA	OUTSTANDING
397667	S	\$60.00	03/30/10	25837	0	WILLIAMS, REBECCA	OUTSTANDING
397668	S	\$18357.95	03/30/10	04451	7	XEROX CORPORATION	OUTSTANDING
397669	S	\$4339.89	04/02/10	26241	0	M&E REALTY COMPANY	OUTSTANDING
397670	S	\$8541.67	04/02/10	09588	1	SAVAGE, CITY OF	OUTSTANDING
397671	S	\$35.00	04/03/10	00009	7	APPLE VALLEY HIGH SCHOOL	OUTSTANDING
397672	S	\$276.00	04/03/10	23692	0	ATTITUDE DANCE COMPANIES, INC.	OUTSTANDING
397673	S	\$11.50	04/03/10	01253	1	BATTERIES PLUS	OUTSTANDING
397674	S	\$240.00	04/03/10	26484	0	BOEGEMAN, ANNA	OUTSTANDING
397675	S	\$332.50	04/03/10	26648	0	CANETTI-FERNANDES, MONICA	OUTSTANDING
397676	S	\$175.50	04/03/10	02519	0	CENTERPOINT ENERGY	OUTSTANDING
397677	S	\$105.00	04/03/10	04069	0	EAGAN HIGH SCHOOL	OUTSTANDING
397678	S	\$3525.48	04/03/10	09272	1	ECM DISTRIBUTION	OUTSTANDING
397679	S	\$124.50	04/03/10	26331	0	EDUCATION TO GO	OUTSTANDING
397680	S	\$75.00	04/03/10	22869	0	GRIDER, DAN	OUTSTANDING
397681	S	\$62.00	04/03/10	00000	339	HERMANN, MARGARET	OUTSTANDING
397682	S	\$70.00	04/03/10	01880	2	IND. SCHOOL DIST. 194	OUTSTANDING
397683	S	\$5071.06	04/03/10	02483	0	INTEGRA TELECOM	OUTSTANDING
397684	S	\$2500.00	04/03/10	03397	1	JAMES SEWELL BALLET	OUTSTANDING
397685	S	\$70.00	04/03/10	00000	341	JONES, DEBORAH	OUTSTANDING
397686	S	\$120.00	04/03/10	20523	0	JONES, SCOTT	OUTSTANDING
397687	S	\$79.68	04/03/10	10810	0	JOROENSEN, KATHLEEN A	OUTSTANDING
397688	S	\$13.00	04/03/10	00000	8955	KALAL, JANE	OUTSTANDING
397689	S	\$1624.50	04/03/10	08356	1	KENNEDY & GRAVEN, CHARTERED	OUTSTANDING
397690	S	\$12.00	04/03/10	00000	340	LOVE, DEBORAH	OUTSTANDING
397691	S	\$40.00	04/03/10	26557	0	MEANS, AARON	OUTSTANDING
397692	S	\$45.00	04/03/10	00016	969	MICHAELSON, JOSEPH	OUTSTANDING
397693	S	\$120.00	04/03/10	27107	0	SAVKUMBKOVA, OLGA	OUTSTANDING
397694	S	\$93.75	04/03/10	26365	0	SCHENCK, MELISSA	OUTSTANDING
397695	S	\$5336.50	04/03/10	21008	0	T.L.C. SPECIAL TRANSPORTATION, INC.	OUTSTANDING
397696	S	\$20607.00	04/03/10	08203	0	TIES	OUTSTANDING
397697	S	\$39150.00	04/03/10	08595	0	UNIVERSITY OF MINNESOTA-TUITION	OUTSTANDING
397698	S	\$1009.59	04/03/10	04417	1	US FOODSERVICE	OUTSTANDING
397699	S	\$75.00	04/03/10	09814	1	WAYZATA HIGH SCHOOL	OUTSTANDING
397700	S	\$418.00	04/06/10	08621	1	CHILDREN'S THEATRE COMPANY	OUTSTANDING
397701	S	\$430.72	04/06/10	24289	0	EL LORO RESTAURANT	OUTSTANDING
397702	S	\$86.00	04/06/10	00128	2	ARCTC- AMERICAN RED CROSS	OUTSTANDING
397703	S	\$28.55	04/06/10	00016	1690	BALLARD, EILEEN	OUTSTANDING

CHECK #	TYPE	CHECK AMT	CHECK DATE	VENDOR #	ADDRS #	VENDOR NAME	CHECK STATUS
397704	S	\$560.00	04/06/10	26409	0	BUTLER, VINCENT	OUTSTANDING
397705	S	\$190.65	04/06/10	01520	1	CATCO	OUTSTANDING
397706	S	\$16.00	04/06/10	26368	0	DOWNING-KLINISKE, VALERIE	OUTSTANDING
397707	S	\$29.00	04/06/10	00930	0	DRIVER AND VEHICLE SERVICES DIVISION	OUTSTANDING
397708	S	\$212.62	04/06/10	24271	1	EDGE MARKETING & PROMOTIONAL PRODUCTS	OUTSTANDING
397709	S	\$11.03	04/06/10	01456	0	ENCOMPASS PARTS DISTRIBUTION	OUTSTANDING
397710	S	\$15.38	04/06/10	00016	1863	KALLAS, BERNITA	OUTSTANDING
397711	S	\$92.63	04/06/10	00016	1709	KOHOUT, KATHY	OUTSTANDING
397712	S	\$75.00	04/06/10	27058	0	LEHNEN, TERRY	OUTSTANDING
397713	S	\$21.75	04/06/10	00016	1864	LINK, CLARE	OUTSTANDING
397714	S	\$14.55	04/06/10	24060	0	MEYER, RITA	OUTSTANDING
397715	S	\$848.00	04/06/10	26466	0	MN HIGHWAY SAFETY & RESEARCH CENTER	OUTSTANDING
397716	S	\$12490.30	04/06/10	07448	0	MN VALLEY ELECTRIC COOPERATIVE	OUTSTANDING
397717	S	\$3709.02	04/06/10	22639	1	NEXTEL	OUTSTANDING
397718	S	\$79.87	04/06/10	20956	0	SCHALLER, BARB	OUTSTANDING
397719	S	\$144.38	04/06/10	00321	0	SUN NEWSPAPERS	OUTSTANDING
397720	S	\$4153.68	04/06/10	22640	0	SYLVAN-MN LEARNING CENTER	OUTSTANDING
397721	S	\$894.50	04/06/10	03467	0	TAMS WITMARK MUSIC	OUTSTANDING
397722	S	\$32.81	04/06/10	21190	0	TROUSIL, WANDA	OUTSTANDING
397723	S	\$595.00	04/06/10	04195	1	VIKING AUTOMATIC SPRINKLER COMPANY	OUTSTANDING
397724	S	\$53.00	04/06/10	24743	0	WALBRAN, SHARON	OUTSTANDING
397725	S	\$69492.73	04/06/10	23715	0	WELLS FARGO BANK - REMITTANCE CENTER	OUTSTANDING
397726	S	\$97.00	04/06/10	04451	7	XEROX CORPORATION	OUTSTANDING
397727	S	\$679.95	04/06/10	04895	0	ASSOCIATION OF CLERICAL EMPLOYEES	OUTSTANDING
397728	S	\$2410.00	04/06/10	09991	0	BURNSVILLE ASSOCIATION OF EDUCATIONAL ASSTS	OUTSTANDING
397729	S	\$357.00	04/06/10	26702	0	DELTA MANAGEMENT ASSOCIATES, INC.	OUTSTANDING
397730	S	\$676.65	04/06/10	07390	0	GREATER TWIN CITIES UNITED WAY	OUTSTANDING
397731	S	\$115.00	04/06/10	20324	1	GURSTEL, STALOCH & CHARGO PA	OUTSTANDING
397732	S	\$208.00	04/06/10	08769	0	MN NCPERS GROUP LIFE INS.	OUTSTANDING
397733	S	\$151.00	04/06/10	26388	0	RAUSCH, STURM, ISRAEL, ENERSON & HORNIK	OUTSTANDING
397734	S	\$7933.25	04/06/10	07382	0	SCHOOL SERVICES EMPLOYEES LOCAL 284	OUTSTANDING
397735	S	\$239.00	04/06/10	26893	0	STEWART, ZLIMEN & JUNGERS, LTD.	OUTSTANDING
397736	S	\$94.00	04/06/10	23463	7	UNITED STATES TREASURY	OUTSTANDING
397737	S	\$41.00	04/06/10	02813	1	US DEPARTMENT OF EDUCATION	OUTSTANDING
397738	S	\$282.00	04/06/10	26767	0	WI SCTF	OUTSTANDING
397739	S	\$60.00	04/08/10	08836	0	RUTTGER'S BAY LAKE LODGE	OUTSTANDING
397740	S	\$27833.50	04/08/10	05296	0	360 COMMUNITIES	OUTSTANDING
397741	S	\$60.00	04/08/10	27117	0	AACC	OUTSTANDING
397742	S	\$127.60	04/08/10	27125	0	ALLEN, DARIEL J.	OUTSTANDING
397743	S	\$3411.00	04/08/10	26795	1	ALLIED PROFESSIONALS, INC.	OUTSTANDING
397744	S	\$987.52	04/08/10	01365	0	AMERIPRIDE LINEN AND APPAREL SERVICES	OUTSTANDING
397745	S	\$469.70	04/08/10	20192	0	ANNICA, INC.	OUTSTANDING
397746	S	\$180.00	04/08/10	01131	0	ATHENA AWARDS COMMITTEE	OUTSTANDING
397747	S	\$820.10	04/08/10	27123	0	B A SCREENPRINTING	OUTSTANDING
397748	S	\$21.79	04/08/10	00016	1690	BALLARD, ELLEEN	OUTSTANDING
397749	S	\$2550.00	04/08/10	23996	1	BISHOP ENERGY ENGINEERING	OUTSTANDING
397750	S	\$1989.00	04/08/10	26706	0	BLACKBOURN, JUDY	OUTSTANDING
397751	S	\$180.00	04/08/10	27072	0	BLAUBACH, AMY JO	OUTSTANDING
397752	S	\$80.00	04/08/10	27124	0	BOLDTHEN, TRAE J.	OUTSTANDING
397753	S	\$2515.00	04/08/10	09972	0	BUCK HILL, INC.	OUTSTANDING
397754	S	\$9866.47	04/08/10	04226	0	BURNSVILLE, CITY OF	OUTSTANDING
397755			04/08/10	04226	0	UNISSUED	UNISSUED

35

CHECK #	TYPE	CHECK AMT	CHECK DATE	VENDOR #	ADDRS #	VENDOR NAME	CHECK STATUS
397756	S	\$60.00	04/08/10	22414	0	CARLSON, ASHLEIGH	OUTSTANDING
397757	S	\$2551.25	04/08/10	26957	0	CARLSON, BONNIE	OUTSTANDING
397758	S	\$400.00	04/08/10	23176	0	CASS-FELLING, KAREN	OUTSTANDING
397759	S	\$650.00	04/08/10	27121	0	CLUB Z	OUTSTANDING
397760	S	\$135.00	04/08/10	21336	0	COMMUNICATION SERVICE FOR THE DEAF, INC.	OUTSTANDING
397761	S	\$240.00	04/08/10	25919	0	CORDOVA-MORALES, LETICIA	OUTSTANDING
397762	S	\$480.00	04/08/10	20524	0	DEWALD, RINA C.	OUTSTANDING
397763	S	\$2482.22	04/08/10	00930	0	DRIVER AND VEHICLE SERVICES DIVISION	OUTSTANDING
397764	S	\$600.00	04/08/10	26262	0	EDUCATORS BENEFIT CONSULTANTS, LLC	OUTSTANDING
397765	S	\$60.00	04/08/10	24014	0	ESPINOZA, LEO	OUTSTANDING
397766	S	\$410.00	04/08/10	00016	1780	FOUNDATION 191	OUTSTANDING
397767	S	\$150.00	04/08/10	27126	0	GHIZONI, DAVE	OUTSTANDING
397768	S	\$2150.00	04/08/10	27122	0	GLOBAL CONNECTIVE SOLUTIONS, INC	OUTSTANDING
397769	S	\$247.71	04/08/10	00016	1497	HALL, DAN & VALERIE	OUTSTANDING
397770	S	\$757.50	04/08/10	26803	0	HASSAN, RAHMA	OUTSTANDING
397771	S	\$238.13	04/08/10	26918	0	IMB DISTRIBUTION	OUTSTANDING
397772	S	\$29679.60	04/08/10	09327	0	INTERMEDIATE SCHOOL DISTRICT 917	OUTSTANDING
397773	S	\$82.00	04/08/10	05432	0	ISTE	OUTSTANDING
397774	S	\$249.75	04/08/10	02043	0	JOSTENS, INC.	OUTSTANDING
397775	S	\$665.00	04/08/10	24567	0	KIRBY A. KENNEDY & ASSOCIATES	OUTSTANDING
397776	S	\$420.00	04/08/10	22010	0	KREMER, SEVERA E.	OUTSTANDING
397777	S	\$471.80	04/08/10	24920	0	LILLIE SUBURBAN NEWSPAPERS, INC.	OUTSTANDING
397778	S	\$295.63	04/08/10	26671	0	LS PIZZA SHACK	OUTSTANDING
397779	S	\$398.00	04/08/10	20247	1	MASE CONFERENCE REGISTRATION	OUTSTANDING
397780	S	\$336.00	04/08/10	25512	0	MAYER ARTS, INC.	OUTSTANDING
397781	S	\$60.00	04/08/10	25421	0	MEDINA de SMITH, MARIA	OUTSTANDING
397782	S	\$150.00	04/08/10	03412	0	MERZER, SHEILA M.A.,L.P.	OUTSTANDING
397783	S	\$75.00	04/08/10	22397	0	MN BOARD OF SCHOOL ADMINISTRATORS	OUTSTANDING
397784	S	\$1020.00	04/08/10	24659	0	MN SWORDPLAY	OUTSTANDING
397785	S	\$175.00	04/08/10	04656	0	MSNA	OUTSTANDING
397786	S	\$946.00	04/08/10	27017	0	MUCHLINSKI, THOMAS	OUTSTANDING
397787	S	\$135.00	04/08/10	24243	0	MUNOZ, MARIBEL	OUTSTANDING
397788	S	\$4605.75	04/08/10	04476	0	NATIONAL TREASURE KUNG FU INC	OUTSTANDING
397789	S	\$14400.00	04/08/10	21596	0	ORIGINS	OUTSTANDING
397790	S	\$1206.00	04/08/10	26086	0	ORKIN COMMERCIAL SERVICES	OUTSTANDING
397791	S	\$60.00	04/08/10	26396	0	OSMAN, NIMO	OUTSTANDING
397792	S	\$90.00	04/08/10	26842	0	PERALTA, GERMAN	OUTSTANDING
397793	S	\$411.38	04/08/10	25690	0	RIGGS BUILDING & REMOLDELING, LLC	OUTSTANDING
397794	S	\$4789.94	04/08/10	09588	0	SAVAGE, CITY OF	OUTSTANDING
397795	S	\$103.65	04/08/10	03196	9	SCHOLASTIC BOOK FAIRS	OUTSTANDING
397796	S	\$355.00	04/08/10	03609	0	SCIENCE MUSEUM OF MINN.	OUTSTANDING
397797	S	\$545.85	04/08/10	02483	1	SCOTT-RICE TELEPHONE CO	OUTSTANDING
397798	S	\$300.00	04/08/10	27119	0	SECURETECHS, INC	OUTSTANDING
397799	S	\$150.00	04/08/10	27120	0	SELECT DANCE ACADEMY & PERFORMING ARTS CENTER	OUTSTANDING
397800	S	\$12270.35	04/08/10	23848	0	SFM	OUTSTANDING
397801	S	\$9.50	04/08/10	27217	0	SMIEJA, PAMELA A.	OUTSTANDING
397802	S	\$1900.00	04/08/10	25234	0	STEINBERG-BOHN, JANET	OUTSTANDING
397803	S	\$30.00	04/08/10	27104	0	SUBURBAN LAW ENFORCEMENT ASSOCIATION	OUTSTANDING
397804	S	\$342.00	04/08/10	21008	0	T.L.C. SPECIAL TRANSPORTATION, INC.	OUTSTANDING
397805	S	\$1603.66	04/08/10	26627	0	THE PLAYS THE THING PRODUCTIONS	OUTSTANDING
397806	S	\$487.50	04/08/10	25679	0	TOAY, GRETCHEN	OUTSTANDING
397807	S	\$16362.50	04/08/10	03802	0	TRIO SUPPLY	OUTSTANDING

CHECK #	TYPE	CHECK AMT	CHECK DATE	VENDOR #	ADDRS #	VENDOR NAME	CHECK STATUS
397808	S	\$2308.02	04/08/10	27118	0	TUTORCO, LLC	OUTSTANDING
397809	S	\$11250.00	04/08/10	26645	1	VENUWORKS OF BURNSVILLE LLC/BPAC	OUTSTANDING
397810	S	\$1000.00	04/08/10	26645	1	VENUWORKS OF BURNSVILLE LLC/BPAC	OUTSTANDING
397811	S	\$9157.40	04/08/10	20007	0	WASTE MANAGEMENT	OUTSTANDING
397812	S	\$105.00	04/08/10	26355	0	WAY, DONITA	OUTSTANDING
397813	S	\$60.00	04/08/10	25837	0	WILLIAMS, REBECCA	OUTSTANDING
397814	S	\$403.53	04/08/10	04451	1	XEROX CORPORATION	OUTSTANDING
397815	S	\$5291.78	04/08/10	04451	7	XEROX CORPORATION	OUTSTANDING
397816			04/08/10	04451	0	UNISSUED	UNISSUED
397817	S	\$216.00	04/08/10	24245	0	YOUTH ENRICHMENT LEAGUE	OUTSTANDING
397818	S	\$3075.00	04/08/10	03144	0	ZAPS LEARNING COMPANY, LLC	OUTSTANDING
397819	S	\$44.99	04/09/10	05588	0	ACE HARDWARE & PAINT	OUTSTANDING
397820	S	\$54.90	04/09/10	07996	0	AIMS EDUCATION FOUNDATION	OUTSTANDING
397821	S	\$70.08	04/09/10	22755	0	ALTARE SIGNS	OUTSTANDING
397822	S	\$600.05	04/09/10	00106	0	AQUA ENGINEERING, INC.	OUTSTANDING
397823	S	\$22.39	04/09/10	26755	0	ARAMARK UNIFORM SERVICES	OUTSTANDING
397824	S	\$524.10	04/09/10	00386	1	BARNES & NOBLE INC	OUTSTANDING
397825	S	\$105.00	04/09/10	00412	0	BENCI'S MACHINE SHOP	OUTSTANDING
397826	S	\$2412.56	04/09/10	00477	0	BIX PRODUCE COMPANY	OUTSTANDING
397827			04/09/10	00477	0	UNISSUED	UNISSUED
397828	S	\$181.19	04/09/10	00172	1	BLICK ART MATERIALS	OUTSTANDING
397829	S	\$884.68	04/09/10	02010	0	CADAN CORPORATION	OUTSTANDING
397830	S	\$1993.38	04/09/10	00483	0	CASSIDY-TRICKER INDUSTRIAL SALES, INC.	OUTSTANDING
397831	S	\$135.19	04/09/10	01520	1	CATCO	OUTSTANDING
397832	S	\$26.00	04/09/10	20289	1	CDW GOVERNMENT, INC.	OUTSTANDING
397833	S	\$2113.96	04/09/10	03622	1	CENGAGE LEARNING	OUTSTANDING
397834	S	\$70.78	04/09/10	24127	1	CMS COMMUNICATIONS, INC.	OUTSTANDING
397835	S	\$212.19	04/09/10	00782	1	CURRICULUM ASSOCIATES, INC.	OUTSTANDING
397836	S	\$698.00	04/09/10	27092	0	CUSTOM EDUCATION SOLUTIONS	OUTSTANDING
397837	S	\$1113.00	04/09/10	22013	0	CUSTOM WATER WORKS	OUTSTANDING
397838	S	\$6526.86	04/09/10	00279	0	D.S.D., INC.	OUTSTANDING
397839			04/09/10	00279	0	UNISSUED	UNISSUED
397840	S	\$1249.05	04/09/10	00389	0	DAVANNIS PIZZA	OUTSTANDING
397841	S	\$86.32	04/09/10	00837	1	DEMCO, INC.	OUTSTANDING
397842	S	\$8025.00	04/09/10	03317	1	DYNAVOX SYSTEMS LLC	OUTSTANDING
397843	S	\$192.50	04/09/10	01078	0	ELECTRO WATCHMAN, INC.	OUTSTANDING
397844	S	\$344.00	04/09/10	23645	0	ESTR PUBLICATIONS	OUTSTANDING
397845	S	\$865.05	04/09/10	23054	1	FASTENAL	OUTSTANDING
397846			04/09/10	23054	0	UNISSUED	UNISSUED
397847	S	\$1915.91	04/09/10	08698	1	FERGUSON ENTERPRISES # 1657	OUTSTANDING
397848			04/09/10	08698	0	UNISSUED	UNISSUED
397849	S	\$10630.88	04/09/10	03328	0	FIRST STUDENT, INC.	OUTSTANDING
397850			04/09/10	03328	0	UNISSUED	UNISSUED
397851			04/09/10	03328	0	UNISSUED	UNISSUED
397852			04/09/10	03328	0	UNISSUED	UNISSUED
397853			04/09/10	03328	0	UNISSUED	UNISSUED
397854			04/09/10	03328	0	UNISSUED	UNISSUED
397855	S	\$371.00	04/09/10	01235	1	FLAGHOUSE INC.	OUTSTANDING
397856	S	\$54.80	04/09/10	04145	0	FREE SPIRIT PUBLISHING, INC.	OUTSTANDING
397857	S	\$538.84	04/09/10	01457	1	GOODIN COMPANY	OUTSTANDING
397858	S	\$74.95	04/09/10	24927	1	GOV CONNECTION, INC.	OUTSTANDING
397859	S	\$2938.96	04/09/10	04387	1	GRAINGER	OUTSTANDING

CHECK #	TYPE	CHECK AMT	CHECK DATE	VENDOR #	ADDRS #	VENDOR NAME	CHECK STATUS
397860	S	\$632.67	04/09/10	01478	1	GRAYBAR ELECTRIC COMPANY, INC.	OUTSTANDING
397861	S	\$179.25	04/09/10	05597	0	GREAT IDEAS FOR TEACHING	OUTSTANDING
397862	S	\$448.00	04/09/10	01741	2	HARMON FULL SERVICE GROUP	OUTSTANDING
397863	S	\$1793.33	04/09/10	00862	3	HERFF JONES, INC.	OUTSTANDING
397864	S	\$738.00	04/09/10	21184	1	HEWLETT-PACKARD COMPANY	OUTSTANDING
397865	S	\$255.91	04/09/10	09046	0	HI TECH REFRIGERATION	OUTSTANDING
397866	S	\$4775.75	04/09/10	02527	2	HM RECEIVABLES CO LLC	OUTSTANDING
397867	S	\$281.76	04/09/10	01758	0	HOPE HEALTH/IHAC	OUTSTANDING
397868	S	\$371.06	04/09/10	04818	0	HORIZON COMMERCIAL POOL SUPPLY	OUTSTANDING
397869	S	\$234.00	04/09/10	03362	4	HOUGHTON MIFFLIN COMPANY	OUTSTANDING
397870	S	\$67.95	04/09/10	27081	0	HUMANE SOCIETY YOUTH	OUTSTANDING
397871	S	\$352.37	04/09/10	24274	1	INNOVATIVE OFFICE SOLUTIONS	OUTSTANDING
397872	S	\$260.00	04/09/10	25311	1	INSPIRATION SOFTWARE, INC.	OUTSTANDING
397873	S	\$342.00	04/09/10	25425	0	INTA JUICE	OUTSTANDING
397874	S	\$27.00	04/09/10	01134	0	JIM COOPERS TIRE & AUTO STORES	OUTSTANDING
397875	S	\$480.15	04/09/10	05816	0	JOHN A. DAL SIN & SON, INC.	OUTSTANDING
397876	S	\$231.00	04/09/10	06157	0	JONES SCHOOL SUPPLY COMPANY, INC.	OUTSTANDING
397877	S	\$15.32	04/09/10	02043	7	JOSTENS	OUTSTANDING
397878	S	\$209.06	04/09/10	02174	1	KAPLAN EARLY LEARNING CO.	OUTSTANDING
397879	S	\$885.24	04/09/10	01434	0	KULLY SUPPLY, INC.	OUTSTANDING
397880	S	\$56.85	04/09/10	06207	1	L.L. BEAN, INC.	OUTSTANDING
397881	S	\$746.20	04/09/10	02203	0	LAKESHORE LEARNING MATERIALS	OUTSTANDING
397882	S	\$1190.00	04/09/10	04446	0	LAUREATE LEARNING SYSTEMS, INC.	OUTSTANDING
397883	S	\$52.49	04/09/10	01969	0	LIBRARY STORE, INC.	OUTSTANDING
397884	S	\$873.00	04/09/10	26151	0	LIGHTSPEED TECHNOLOGIES, INC.	OUTSTANDING
397885	S	\$1154.80	04/09/10	02320	0	LINGUI SYSTEMS, INC.	OUTSTANDING
397886	S	\$623.20	04/09/10	05077	0	LOCKSAFE, INC.	OUTSTANDING
397887	S	\$920.11	04/09/10	02196	0	MACKIN BOOK COMPANY	OUTSTANDING
397888	S	\$1500.00	04/09/10	02375	1	MARSHALL CAVENDISH, CORP	OUTSTANDING
397889	S	\$1089.44	04/09/10	02395	0	MENARDS	OUTSTANDING
397890			04/09/10	02395	0	UNISSUED	UNISSUED
397891			04/09/10	02395	0	UNISSUED	UNISSUED
397892	S	\$1110.00	04/09/10	07752	0	MILLER ELECTRIC, INC.	OUTSTANDING
397893	S	\$1520.56	04/09/10	08999	1	MINNESOTA ELEVATOR INC	OUTSTANDING
397894	S	\$61.47	04/09/10	02544	1	MTI DISTRIBUTING CO.	OUTSTANDING
397895	S	\$3725.00	04/09/10	00453	0	MULCAHY COMPANY, INC.	OUTSTANDING
397896	S	\$593.97	04/09/10	03519	0	NAPA, SAVAGE PARTS SERVICE	OUTSTANDING
397897	S	\$159.67	04/09/10	02704	0	NASCO	OUTSTANDING
397898	S	\$52.95	04/09/10	04940	1	NATIONAL SCHOOL PRODUCTS	OUTSTANDING
397899	S	\$207.76	04/09/10	25372	4	NCS PEARSON INC	OUTSTANDING
397900	S	\$209.74	04/09/10	25271	0	NDR CABLES AND NETWORKS, INC.	OUTSTANDING
397901	S	\$474.81	04/09/10	01197	1	NEXT DAY GOURMET	OUTSTANDING
397902	S	\$4490.26	04/09/10	02489	1	OFFICE DEPOT COMPANY	OUTSTANDING
397903			04/09/10	02489	0	UNISSUED	UNISSUED
397904			04/09/10	02489	0	UNISSUED	UNISSUED
397905	S	\$2842.52	04/09/10	26881	0	OFFICE SYSTEMS AND DESIGN	OUTSTANDING
397906	S	\$111.25	04/09/10	09295	0	PCI EDUCATIONAL PUBLISHING	OUTSTANDING
397907	S	\$1710.34	04/09/10	03116	1	PEARSON EDUCATION	OUTSTANDING
397908	S	\$420.70	04/09/10	03219	1	PEPSI-COLA COMPANY	OUTSTANDING
397909	S	\$56.96	04/09/10	26290	0	PERFORMANCE APPAREL, LLC	OUTSTANDING
397910	S	\$950.00	04/09/10	05258	1	PIONEER MANUFACTURING CO.	OUTSTANDING
397911	S	\$51.84	04/09/10	03055	1	PITNEY BOWES INC.	OUTSTANDING

CHECK #	TYPE	CHECK AMT	CHECK DATE	VENDOR #	ADDRS #	VENDOR NAME	CHECK STATUS
397912	S	\$1820.00	04/09/10	26108	0	PJCOMN ACQUISITION CORPORATION	OUTSTANDING
397913	S	\$2475.00	04/09/10	24681	0	PROFESSIONAL WIRELESS COMMUNICATIONS	OUTSTANDING
397914	S	\$1218.42	04/09/10	21744	0	QUALITY AIR MECHANICAL, INC.	OUTSTANDING
397915	S	\$120.00	04/09/10	23374	0	RECYCLE TECHNOLOGIES, INC.	OUTSTANDING
397916	S	\$211.50	04/09/10	21851	0	RED WING SHOE STORE	OUTSTANDING
397917	S	\$199.00	04/09/10	03339	1	ROTO-ROOTER	OUTSTANDING
397918	S	\$324.50	04/09/10	02397	2	SCHOOL MATE	OUTSTANDING
397919	S	\$922.68	04/09/10	25097	1	SCHOOL SPECIALTY INC	OUTSTANDING
397920	S	\$229.88	04/09/10	04232	1	SCHOOL SPECIALTY INC.	OUTSTANDING
397921	S	\$92.36	04/09/10	03745	2	SHERWIN-WILLIAMS	OUTSTANDING
397922	S	\$1886.95	04/09/10	02217	1	SIEMENS BUILDING TECHNOLOGIES, INC.	OUTSTANDING
397923	S	\$476.00	04/09/10	03587	1	SIMPLEX GRINNELL	OUTSTANDING
397924	S	\$494.85	04/09/10	27096	0	SMI AWARDS	OUTSTANDING
397925	S	\$9472.62	04/09/10	22907	1	SOLUTIONS4SURE.COM, INC.	OUTSTANDING
397926	S	\$405.00	04/09/10	03413	0	SOUTH METRO SPORTS	OUTSTANDING
397927	S	\$2240.40	04/09/10	22020	0	SPHERION CORPORATION	OUTSTANDING
397928	S	\$40.83	04/09/10	23998	1	SUMMIT FOOD EQUIPMENT SERVICE, INC	OUTSTANDING
397929	S	\$112.26	04/09/10	04281	0	SUMMIT LEARNING	OUTSTANDING
397930	S	\$440.00	04/09/10	04664	0	SUMMIT PRINT COPY AND MAIL SERVICE	OUTSTANDING
397931	S	\$296.50	04/09/10	04308	0	SUPER DUPER SCHOOL CO.	OUTSTANDING
397932	S	\$4255.00	04/09/10	25706	0	SUPERIOR CONSULTING SERVICES	OUTSTANDING
397933	S	\$4741.00	04/09/10	00826	1	TIERNEY BROTHERS, INC.	OUTSTANDING
397934	S	\$55.39	04/09/10	08203	0	TIES	OUTSTANDING
397935	S	\$101.71	04/09/10	22123	1	TOTAL FILTRATION SERVICES, INC.	OUTSTANDING
397936	S	\$144.95	04/09/10	01237	0	TOYS FOR SPECIAL CHILDREN, INC.	OUTSTANDING
397937	S	\$3662.73	04/09/10	03802	0	TRIO SUPPLY	OUTSTANDING
397938	S	\$5368.00	04/09/10	23867	0	TSI, INC.	OUTSTANDING
397939	S	\$481.73	04/09/10	05836	0	U.S. TOY COMPANY, INC.	OUTSTANDING
397940	S	\$301.65	04/09/10	23289	0	UNITED ENVIRONMENTAL CHEMICAL PRODUCTS, INC.	OUTSTANDING
397941	S	\$27.95	04/09/10	04242	1	UPSTART	OUTSTANDING
397942	S	\$12773.28	04/09/10	04417	1	US FOODSERVICE	OUTSTANDING
397943			04/09/10	04417	0	UNISSUED	UNISSUED
397944			04/09/10	04417	0	UNISSUED	UNISSUED
397945	S	\$163.37	04/09/10	03345	1	VALLEY NATIONAL GASES	OUTSTANDING
397946	S	\$1680.75	04/09/10	04297	0	VERNIER SOFTWARE	OUTSTANDING
397947	S	\$332.81	04/09/10	04243	1	VIKING ELECTRIC SUPPLY, INC.	OUTSTANDING
397948	S	\$184.00	04/09/10	04451	7	XEROX CORPORATION	OUTSTANDING
TOTAL # OF ISSUED CHECKS:			774	TOTAL AMOUNT		2215141.81	
TOTAL # OF VOIDED CHECKS:			2	TOTAL AMOUNT		298.00	
TOTAL # OF UNISSUED CHECKS:			41				

39

1000480	E	\$51.25	03/10/10	88888	16609	DUGAN, ANDREA D	OUTSTANDING
1000481	E	\$29.23	03/10/10	88888	2117	DORNFELD, DANIEL J	OUTSTANDING
1000482	E	\$49.60	03/10/10	88888	16920	DETTLING, AMY LYN	OUTSTANDING
1000483	E	\$104.00	03/10/10	88888	13207	ERICKSON, SARAH ELIZABETH	OUTSTANDING
1000484	E	\$163.00	03/10/10	88888	9689	FINN, FAY E	OUTSTANDING
1000485	E	\$20.40	03/10/10	88888	11374	FRATZKE, JAYNE M	OUTSTANDING
1000486	E	\$22.45	03/10/10	88888	7304	GOSSMAN, LISA ANN	OUTSTANDING
1000487	E	\$78.68	03/10/10	88888	8128	GIERADA, BARBARA L	OUTSTANDING
1000488	E	\$20.90	03/10/10	88888	15033	HARDT, ANNETTE	OUTSTANDING
1000489	E	\$153.40	03/10/10	88888	8309	HENDRIX, EUGENIA M	OUTSTANDING
1000490	E	\$40.00	03/10/10	88888	6687	HILL, GWEN LOUISE	OUTSTANDING
1000491	E	\$70.00	03/10/10	88888	15522	HERBY, BETH ANN	OUTSTANDING
1000492	E	\$21.80	03/10/10	88888	16004	JORGENSEN, SHANNON E	OUTSTANDING
1000493	E	\$47.82	03/10/10	88888	274	KLATTE, JEAN H	OUTSTANDING
1000494	E	\$36.75	03/10/10	88888	12790	KOSMALSKI, ERIN J	OUTSTANDING
1000495	E	\$44.09	03/10/10	88888	12304	LUNDAHL, TIMOTHY	OUTSTANDING
1000496	E	\$71.75	03/10/10	88888	2257	LIPPERT, MARY E	OUTSTANDING
1000497	E	\$47.50	03/10/10	88888	15476	MARCHESSAULT, PATRICK	OUTSTANDING
1000498	E	\$110.00	03/10/10	88888	14675	NEISEN, LUANN M	OUTSTANDING
1000499	E	\$73.89	03/10/10	88888	15112	NELSON, TARA A	OUTSTANDING
1000500	E	\$75.00	03/10/10	88888	13692	NIEMIEC, ALICIA	OUTSTANDING
1000501	E	\$63.75	03/10/10	88888	17003	OLSON, ANGELA JOY	OUTSTANDING
1000502	E	\$58.29	03/10/10	88888	9820	ORLANDO, KARI R	OUTSTANDING
1000503	E	\$34.00	03/10/10	88888	11739	PARISEAU, MARCIA L	OUTSTANDING
1000504	E	\$39.80	03/10/10	88888	16318	PEDERSEN, SARAH R	OUTSTANDING
1000505	E	\$15.98	03/10/10	88888	16287	PERALTA, NANCY E	OUTSTANDING
1000506	E	\$214.59	03/10/10	88888	14978	PUTMAN, TANJA	OUTSTANDING
1000507	E	\$28.96	03/10/10	88888	12997	RICHARDSON, REBECCA	OUTSTANDING
1000508	E	\$85.50	03/10/10	88888	9670	ROBOLE, VICKI M	OUTSTANDING
1000509	E	\$53.35	03/10/10	88888	14609	ROESKE, MELISSA L	OUTSTANDING
1000510	E	\$20.25	03/10/10	88888	16816	SAHLI, JONATHAN C	OUTSTANDING
1000511	E	\$14.60	03/10/10	88888	12488	SCHUUR, MYRON G	OUTSTANDING
1000512	E	\$53.97	03/10/10	88888	11689	SCHWAB, ANGELA M	OUTSTANDING
1000513	E	\$96.15	03/10/10	88888	16016	SCHWENN, JEFFREY A	OUTSTANDING
1000514	E	\$9.00	03/10/10	88888	16673	SOLLIN, NATHAN D	OUTSTANDING
1000515	E	\$169.50	03/10/10	88888	14961	SPRY, KARIE	OUTSTANDING
1000516	E	\$91.00	03/10/10	88888	16213	STAHLY, JANICE	OUTSTANDING
1000517	E	\$34.00	03/10/10	88888	15695	THOMPSON, HYE-JEONG M	OUTSTANDING
1000518	E	\$37.16	03/10/10	88888	16023	VANROEKEL, SARAH A	OUTSTANDING
1000519	E	\$98.00	03/10/10	88888	14021	VON ESCHEN, MERRIEJANE E	OUTSTANDING
1000520	E	\$27.67	03/10/10	88888	15851	WASHINGER, STEFANIE	OUTSTANDING
1000521	E	\$41.55	03/10/10	88888	11966	WEAR, LISA	OUTSTANDING
1000522	E	\$23.55	03/10/10	88888	16914	WEIR ALDAHL, ALBERTA S	OUTSTANDING
1000523	E	\$60.50	03/10/10	88888	13905	WENDLING, PAULA L	OUTSTANDING

REPORT: CHECKREG 008 NON-DETAILED CHECK R RUN: MON 041210 08:49 PAGE 2
 Burnsville-Eagan-Savage ISD191
 CHECK REGISTER FOR BANK 01 - US BANK
 CHECK RANGE: 1000472 - 1000667

CHECK #	TYPE	CHECK AMT	CHECK DATE	VENDOR #	ADDRS #	VENDOR NAME	CHECK STATUS
1000524	E	\$84.55	03/10/10	88888	16543	WILLIAMS, ROXANNE J	OUTSTANDING
1000525	E	\$97.70	03/10/10	88888	16831	WRIGHT, KEVIN P	OUTSTANDING
1000526	E	\$35.99	03/17/10	88888	15982	ANDERSON, BJORN RS	OUTSTANDING
1000527	E	\$81.00	03/17/10	88888	14916	BURR, DAVID K	OUTSTANDING
1000528	E	\$39.00	03/17/10	88888	15074	CHAMERLIK, KAREN	OUTSTANDING
1000529	E	\$65.00	03/17/10	88888	14219	GRIES, BRENDA J	OUTSTANDING
1000530	E	\$56.25	03/17/10	88888	14219	GRIES, BRENDA J	OUTSTANDING
1000531	E	\$12.00	03/17/10	88888	15033	HARDT, ANNETTE	OUTSTANDING
1000532	E	\$628.96	03/17/10	88888	12300	HENDERSON, JUDY	OUTSTANDING
1000533	E	\$30.00	03/17/10	88888	6687	HILL, GWEN LOUISE	OUTSTANDING

1000534	E	\$293.25	03/17/10	88888	16549	HOUCK, BONNIE DEE	OUTSTANDING
1000535	E	\$81.50	03/17/10	88888	16709	JOHNSON, SARAH A	OUTSTANDING
1000536	E	\$25.47	03/17/10	88888	16428	JORDAN, ALLISON A	OUTSTANDING
1000537	E	\$25.50	03/17/10	88888	16648	LARSON, KIRSTIN M	OUTSTANDING
1000538	E	\$48.13	03/17/10	88888	9773	LEHNER, TIMOTHY	OUTSTANDING
1000539	E	\$1161.27	03/17/10	88888	1214	LEONARD, RICHARD JOHN	OUTSTANDING
1000540	E	\$266.86	03/17/10	88888	14982	LUCIUS, RACHEL H	OUTSTANDING
1000541	E	\$58.86	03/17/10	88888	14982	LUCIUS, RACHEL H	OUTSTANDING
1000542	E	\$39.98	03/17/10	88888	15384	LUGER, BARBARA M	OUTSTANDING
1000543	E	\$77.45	03/17/10	88888	10819	MAIDMENT, LORI	OUTSTANDING
1000544	E	\$7.80	03/17/10	88888	12901	MCCUE, MICHELLE	OUTSTANDING
1000545	E	\$90.17	03/17/10	88888	4904	MCKENZIE, DEBRA J.	OUTSTANDING
1000546	E	\$91.00	03/17/10	88888	7268	MESARCHIK, MARY L	OUTSTANDING
1000547	E	\$27.00	03/17/10	88888	9895	MIDDLECAMP, JILL L	OUTSTANDING
1000548	E	\$59.71	03/17/10	88888	9501	MOSEY, PATRICIA	OUTSTANDING
1000549	E	\$55.70	03/17/10	88888	16896	NAEF, NATHAN A	OUTSTANDING
1000550	E	\$234.09	03/17/10	88888	3127	NOVAK, SANDRA B	OUTSTANDING
1000551	E	\$17.00	03/17/10	88888	15386	ORLICH-SULLIVAN, MEGAN	OUTSTANDING
1000552	E	\$35.50	03/17/10	88888	14964	PARENT, ANDREA J	OUTSTANDING
1000553	E	\$26.48	03/17/10	88888	16883	PATTERSON, JILL A	OUTSTANDING
1000554	E	\$27.90	03/17/10	88888	16883	PATTERSON, JILL A	OUTSTANDING
1000555	E	\$264.81	03/17/10	88888	16883	PATTERSON, JILL A	OUTSTANDING
1000556	E	\$41.32	03/17/10	88888	7284	QUIRK, KATHLEEN	OUTSTANDING
1000557	E	\$530.89	03/17/10	88888	15923	RUNNING, CATHY S	OUTSTANDING
1000558	E	\$15.00	03/17/10	88888	12562	SCHUNK, MARIANA S	OUTSTANDING
1000559	E	\$45.27	03/17/10	88888	11689	SCHWAB, ANGELA M	OUTSTANDING
1000560	E	\$27.23	03/17/10	88888	6655	SHOGREN, CATHERINE J	OUTSTANDING
1000561	E	\$41.06	03/17/10	88888	13441	TESMER, RUSSELL	OUTSTANDING
1000562	E	\$524.98	03/17/10	88888	7841	VANDERWOUDE, MARK B	OUTSTANDING
1000563	E	\$33.50	03/17/10	88888	9061	WARD, JOAN C	OUTSTANDING
1000564	E	\$210.00	03/17/10	88888	7076	WHITE-JARZYNA, SUSAN L	OUTSTANDING
1000565	E	\$31.50	03/17/10	88888	16703	WITT, SARAH L	OUTSTANDING
1000566	E	\$41.45	03/24/10	88888	13406	ALLEN, SUSAN M	OUTSTANDING
1000567	E	\$225.00	03/24/10	88888	13411	BRINKMAN, CAROLE I	OUTSTANDING
1000568	E	\$55.80	03/24/10	88888	16606	BRANYON, KRISTINE A	OUTSTANDING
1000569	E	\$21.99	03/24/10	88888	15549	BECKER, BRENDA S	OUTSTANDING
1000570	E	\$31.00	03/24/10	88888	14963	BROADY, JOANNE	OUTSTANDING
1000571	E	\$77.19	03/24/10	88888	10828	CLASEN, TIA	OUTSTANDING
1000572	E	\$55.80	03/24/10	88888	16920	DETTLING, AMY LYN	OUTSTANDING
1000573	E	\$45.00	03/24/10	88888	14641	ENGSTROM, HEATHER L	OUTSTANDING
1000574	E	\$351.05	03/24/10	88888	15808	ESPINOZA, CYNTHIA L	OUTSTANDING
1000575	E	\$982.12	03/24/10	88888	14974	FISHER, BRYAN	OUTSTANDING

REPORT: CHECKREG 008 NON-DETAILED CHECK R RUN: MON 041210 08:49 PAGE 3
 Burnsville-Eagan-Savage ISD191
 CHECK REGISTER FOR BANK 01 - US BANK
 CHECK RANGE: 1000472 - 1000667

CHECK #	TYPE	CHECK AMT	CHECK DATE	VENDOR #	ADDRS #	VENDOR NAME	CHECK STATUS
1000576	E	\$55.03	03/24/10	88888	11357	GANDRUD, JENNIFER L	OUTSTANDING
1000577	E	\$5.25	03/24/10	88888	14594	HEWETT, THOMAS	OUTSTANDING
1000578	E	\$18.09	03/24/10	88888	7255	HAUER, PAMELA A	OUTSTANDING
1000579	E	\$70.28	03/24/10	88888	7546	HABERLACK, CHERYL A	OUTSTANDING
1000580	E	\$191.38	03/24/10	88888	16682	HERZOG, SUZANNE RENEE	OUTSTANDING
1000581	E	\$176.00	03/24/10	88888	8737	HAMMES, TIMOTHY	OUTSTANDING
1000582	E	\$24.62	03/24/10	88888	14118	KOMAR, KAREN K	OUTSTANDING
1000583	E	\$19.23	03/24/10	88888	11811	KRUGER, PAULETTE D	OUTSTANDING
1000584	E	\$56.14	03/24/10	88888	14751	KELLER, KATIE	OUTSTANDING
1000585	E	\$103.40	03/24/10	88888	7490	LEAKE, DONALD L	OUTSTANDING
1000586	E	\$127.38	03/24/10	88888	7490	LEAKE, DONALD L	OUTSTANDING
1000587	E	\$44.16	03/24/10	88888	16679	MARTIN, ANGELA R	OUTSTANDING

1000588	E	\$10.98	03/24/10	88888	7268	MESARCHIK, MARY L	OUTSTANDING
1000589	E	\$12.40	03/24/10	88888	14612	MULLINS, CYNTHIA	OUTSTANDING
1000590	E	\$69.72	03/24/10	88888	8871	NASH, STEPHANIE	OUTSTANDING
1000591	E	\$54.23	03/24/10	88888	8180	NORDMARK, PAMELA J	OUTSTANDING
1000592	E	\$38.53	03/24/10	88888	1171	OCHS, THOMAS RAYMOND	OUTSTANDING
1000593	E	\$81.31	03/24/10	88888	13431	PAETZOLD, ROBERT JAMES	OUTSTANDING
1000594	E	\$139.58	03/24/10	88888	14964	PARENT, ANDREA J	OUTSTANDING
1000595	E	\$165.00	03/24/10	88888	16240	PINNELL, GREG L	OUTSTANDING
1000596	E	\$104.62	03/24/10	88888	16575	ROBERTSON, KRISTINA M	OUTSTANDING
1000597	E	\$21.17	03/24/10	88888	14914	RONN, KELLY J	OUTSTANDING
1000598	E	\$230.00	03/24/10	88888	14149	SCHMIDT, MARTHA H	OUTSTANDING
1000599	E	\$200.06	03/24/10	88888	6874	STEAD, AMY JO	OUTSTANDING
1000600	E	\$31.61	03/24/10	88888	16046	STRAHOTA, SARA J	OUTSTANDING
1000601	E	\$87.85	03/24/10	88888	184	WOLF, PATRICIA ANNE	OUTSTANDING
1000602	E	\$42.50	03/24/10	88888	17127	WRUCKE, PATRICIA A	OUTSTANDING
1000603	E	\$199.04	03/31/10	88888	11817	ALVEY, HEATHER	OUTSTANDING
1000604	E	\$135.55	03/31/10	88888	8189	BRAUN, JEAN C	OUTSTANDING
1000605	E	\$24.99	03/31/10	88888	7839	BARNES, CHERISE C	OUTSTANDING
1000606	E	\$77.57	03/31/10	88888	16358	BEDEAUX, BRENDA L	OUTSTANDING
1000607	E	\$70.00	03/31/10	88888	7863	CASTLE, KATHERINE	OUTSTANDING
1000608	E	\$29.00	03/31/10	88888	12319	CIN, STEPHANIE P	OUTSTANDING
1000609	E	\$169.00	03/31/10	88888	16891	CONNOLLY, TANIA M	OUTSTANDING
1000610	E	\$70.00	03/31/10	88888	16392	CHAMBERLAND, TAUSHA	OUTSTANDING
1000611	E	\$85.20	03/31/10	88888	16392	CHAMBERLAND, TAUSHA	OUTSTANDING
1000612	E	\$400.00	03/31/10	88888	16560	CLEGG, RANDALL B	OUTSTANDING
1000613	E	\$15.00	03/31/10	88888	16620	DUNPHY, DONNA S	OUTSTANDING
1000614	E	\$34.99	03/31/10	88888	12974	EVANS, CHRISTINE O	OUTSTANDING
1000615	E	\$36.65	03/31/10	88888	16949	FAUST, AMY K	OUTSTANDING
1000616	E	\$42.00	03/31/10	88888	7399	GILES, SHARI M THEIS	OUTSTANDING
1000617	E	\$127.21	03/31/10	88888	15944	GARVIS, SCOTT M	OUTSTANDING
1000618	E	\$534.60	03/31/10	88888	13202	HRIMNAK, SANDI J	OUTSTANDING
1000619	E	\$80.94	03/31/10	88888	10045	HEID, DEBRA L	OUTSTANDING
1000620	E	\$70.00	03/31/10	88888	10045	HEID, DEBRA L	OUTSTANDING
1000621	E	\$45.00	03/31/10	88888	9093	JACKSON, DEBORAH K	OUTSTANDING
1000622	E	\$75.00	03/31/10	88888	2469	LAWELLIN, MARCIA	OUTSTANDING
1000623	E	\$75.00	03/31/10	88888	9244	LANGE, LINDA L	OUTSTANDING
1000624	E	\$61.50	03/31/10	88888	17084	LAVALLE, PATRICK J	OUTSTANDING
1000625	E	\$311.48	03/31/10	88888	16262	LEONARD, MICHAEL J	OUTSTANDING
1000626	E	\$780.00	03/31/10	88888	14612	MULLINS, CYNTHIA	OUTSTANDING
1000627	E	\$75.00	03/31/10	88888	11913	OHLHAUSER, COLLEEN	OUTSTANDING

REPORT: CHECKREG 008 NON-DETAILED CHECK R RUN: MON 041210 08:49 PAGE 4
 Burnsville-Eagan-Savage ISD191
 CHECK REGISTER FOR BANK 01 - US BANK
 CHECK RANGE: 1000472 - 1000667

CHECK #	TYPE	CHECK AMT	CHECK DATE	VENDOR #	ADDRS #	VENDOR NAME	CHECK STATUS
1000628	E	\$67.50	03/31/10	88888	17003	OLSON, ANGELA JOY	OUTSTANDING
1000629	E	\$23.40	03/31/10	88888	7827	SEARS, MARGARET L	OUTSTANDING
1000630	E	\$22.95	03/31/10	88888	7827	SEARS, MARGARET L	OUTSTANDING
1000631	E	\$46.99	03/31/10	88888	3567	SMITH, SALLY A	OUTSTANDING
1000632	E	\$73.04	03/31/10	88888	3582	TAYLOR, BRADLEY S	OUTSTANDING
1000633	E	\$446.83	03/31/10	88888	13441	TESMER, RUSSELL	OUTSTANDING
1000634	E	\$31.35	03/31/10	88888	16914	WEIR ALDAHL, ALBERTA S	OUTSTANDING
1000635	E	\$64.50	03/31/10	88888	13905	WENDLING, PAULA L	OUTSTANDING
1000636	E	\$250.12	03/31/10	88888	2087	WILLEMSEN, JUDY	OUTSTANDING
1000637	E	\$20.35	03/31/10	88888	17127	WRUCKE, PATRICIA A	OUTSTANDING
1000638	E	\$45.00	03/31/10	88888	15899	ZEMPEL, LAURA	OUTSTANDING
1000639	E	\$14.70	04/07/10	88888	16566	ALVARADO, ANGEL	OUTSTANDING
1000640	E	\$50.75	04/07/10	88888	4715	BROWN, THOMAS G.	OUTSTANDING
1000641	E	\$110.00	04/07/10	88888	15369	BRAUN, SUSAN H	OUTSTANDING

1000642	E	\$70.00	04/07/10	88888	15369	BRAUN, SUSAN H	OUTSTANDING
1000643	E	\$75.39	04/07/10	88888	11213	BEERLING, LORIE A	OUTSTANDING
1000644	E	\$259.95	04/07/10	88888	15808	ESPINOZA, CYNTHIA L	OUTSTANDING
1000645	E	\$175.00	04/07/10	88888	3560	GRISSOM, SUSAN J.	OUTSTANDING
1000646	E	\$176.81	04/07/10	88888	15944	GARVIS, SCOTT M	OUTSTANDING
1000647	E	\$59.70	04/07/10	88888	16735	GORTON, RACHEL	OUTSTANDING
1000648	E	\$234.63	04/07/10	88888	16735	GORTON, RACHEL	OUTSTANDING
1000649	E	\$110.00	04/07/10	88888	11106	HUBERTY, LORI A	OUTSTANDING
1000650	E	\$1740.79	04/07/10	88888	3547	HUGSTAD-VAA, JENNIFER JO	OUTSTANDING
1000651	E	\$61.00	04/07/10	88888	7255	HAUER, PAMELA A	OUTSTANDING
1000652	E	\$176.00	04/07/10	88888	8309	HENDRIX, EUGENIA M	OUTSTANDING
1000653	E	\$62.13	04/07/10	88888	16003	JONES, STEPHANIE T	OUTSTANDING
1000654	E	\$28.95	04/07/10	88888	16004	JORGENSEN, SHANNON E	OUTSTANDING
1000655	E	\$32.03	04/07/10	88888	8871	NASH, STEPHANIE	OUTSTANDING
1000656	E	\$110.00	04/07/10	88888	16501	NESS, KAREN M	OUTSTANDING
1000657	E	\$13.90	04/07/10	88888	16318	PEDERSEN, SARAH R	OUTSTANDING
1000658	E	\$44.20	04/07/10	88888	16318	PEDERSEN, SARAH R	OUTSTANDING
1000659	E	\$51.60	04/07/10	88888	14609	ROESKE, MELISSA L	OUTSTANDING
1000660	E	\$14.50	04/07/10	88888	12294	RUMPZA, LAURIE	OUTSTANDING
1000661	E	\$468.15	04/07/10	88888	16343	SALAH, ABDIRAHMAN	OUTSTANDING
1000662	E	\$482.65	04/07/10	88888	16343	SALAH, ABDIRAHMAN	OUTSTANDING
1000663	E	\$152.70	04/07/10	88888	4356	SIMON, GLENN D.	OUTSTANDING
1000664	E	\$78.00	04/07/10	88888	16213	STAHLY, JANICE	OUTSTANDING
1000665	E	\$110.05	04/07/10	88888	6851	STEPHES, THOMAS J	OUTSTANDING
1000666	E	\$350.00	04/07/10	88888	15510	VARA, THOMAS A	OUTSTANDING
1000667	E	\$230.60	04/07/10	88888	16543	WILLIAMS, ROXANNE J	OUTSTANDING

TOTAL # OF ISSUED CHECKS:	196	TOTAL AMOUNT	23353.27
---------------------------	-----	--------------	----------

TOTAL # OF VOIDED CHECKS:	0	TOTAL AMOUNT	0.00
---------------------------	---	--------------	------

TOTAL # OF UNISSUED CHECKS:	0
-----------------------------	---

INDEPENDENT SCHOOL DISTRICT 191
Burnsville-Eagan-Savage
Business Office

TO: Members of the School Board

FROM: Lisa K. Rider, Executive Director of Business Services

DATE: April 22, 2010

RE: Budget Analysis for the Month Ending March, 2010

RECOMMENDATION: That the Board accept the Budget Analysis for the Month ending March 31, 2010.

The March Budget Reports are presented for Board information and review. The reports indicate that year-to-date expenditures plus encumbrances in all funds total \$97,791,516.18 or 65.18% of the Revised Budgets. Year-to-date revenue in all funds total \$72,618,065.81 or 53.38% of the Revised Budgets.

Additional financial reports and summaries to are provided to allow monthly monitoring of the budget. With respect to Revenue, we are furnishing two reports:

Revenue Summary By Fund
Revenue Summary By Source

Four expenditure reports are included in the board packet as follows:

Expenditure Summary By Fund
Expenditure By Object
Expenditure By Program
Expenditure By Building

All of the reports show last year's actual figures, this year's budget and this year's activity to date. Additional detail is available on request.

To assist the Board in monitoring monthly financial activity and to help identify budget-to-actual deviations, graphs have been developed as follows:

Cash and Investments By Month for Last year and Current year
General Fund Revenues Year-to-Date for Last year and Current year
All Funds Revenue Year-to-Date for Last year and Current year
General Fund Expenditures Year-to-Date for Last year and Current year
All Funds Expenditure Year-to-Date for Last year and Current year

All of the reports and graphs are presented on a monthly basis together with comments regarding identified deviations or unanticipated occurrences. I would be glad to answer any questions regarding these reports.

STATEMENT OF REVENUE

DIST 191 Burnsville-Eagan-Savage ISD191 ACCOUNTING PERIOD 03/01/10 TO 03/31/10

ACCT STATUS: Active and Next Year Accts ACCOUNT RANGES: 01 TO 99-999
 ZERO BALANCES: Suppress Zero Balances
 SORTED BY: ACCOUNT FD ORG
 SUBTOTALLED BY: ACCOUNT FD
 SERIES TOTALS: <None Selected>
 PAGE BREAK ON: <None Selected>

FD	PRIOR	< - - - - - FISCAL YEAR 200907 - - - - ->			REMAINING	PERCENT
01	YEAR	REVISED	03/01/10	RECEIVED	REMAINING	PERCENT
	ACTUAL	BUDGET	03/31/10	THRU 03/31/10	ON 03/31/10	REMAINING
01 GENERAL	131,901,249.98	108,560,562	1,210,954.19	59,159,505.60	49,401,056.40	45.50 %
02 FOOD SERVICE	4,781,180.27	4,414,207	459,976.14	3,087,437.96	1,326,769.04	30.05 %
04 COMMUNITY SERVICE	7,461,483.67	6,779,270	446,042.47	4,475,199.63	2,304,070.37	33.98 %
06 CAPITAL PROJECTS	2,498,711.89	2,235,239	565.70	2,208,413.77	26,825.23	1.20 %
07 DEBT SERVICE	6,440,179.37	7,108,156	18,768.74	1,821,915.05	5,286,240.95	74.36 %
08 FLEX BENEFIT FUND	867,174.96	925,000	91,493.35	618,997.08	306,002.92	33.08 %
09 SCHOLARSHIP FUND	56,471.78	28,300	22,270.00	24,913.00	3,387.00	11.96 %
10 PRIN EARLY RET INS FUND	47,103.03	44,575	3,976.58	27,836.06	16,738.94	37.55 %
11 RHEAUME EDUCATIONAL FUND	66.59	100	0.00	0.00	100.00	100.00 %
12 K ROGERS SCHOLARSHIP	71.44	0	0.00	0.00	0.00	0.00 %
15 <DESC. NOT FOUND>	0.00	67,814	9,821.45	45,227.04	22,586.96	33.30 %
20 ISF - DENTAL	909,850.84	963,330	0.00	0.00	963,330.00	100.00 %
21 ISF - POST RETIREMENT BENEFITS	540,856.09	657,500	0.00	0.00	657,500.00	100.00 %
22 ISF - HEALTH SELECT 105	467.49	2,600,000	0.00	0.00	2,600,000.00	100.00 %
25 OPEB REVOCABLE TRUST	19,098,824.17	1,664,000	76,580.33	361,922.09	1,302,077.91	78.24 %

45

STATEMENT OF REVENUE

DIST 191 Burnsville-Eagan-Savage ISD191 ACCOUNTING PERIOD 03/01/10 TO 03/31/10

FD	PRIOR	FISCAL YEAR 200907				
47	YEAR	< - - - - -	03/01/10	RECEIVED	REMAINING	PERCENT
	ACTUAL	BUDGET	03/31/10	THRU 03/31/10	ON 03/31/10	REMAINING
47 POST EMPLOYMENT BENEFITS	783,423.86	0	0.00	786,698.53	786,698.53-	0.00 %
*** REPORT TOTALS:	175,387,115.43	136,048,053	2,340,448.95	72,618,065.81	63,429,987.19	46.62 %

BURNSVILLE-EAGAN-SAVAGE

Independent School District 191

DISTRICT REVENUES

BY

SOURCE

WITHIN FUND

March, 2010

ACCT STATUS: Active and Next Year Accts ACCOUNT RANGES: 01 TO 99-999-999-999-999
 ZERO BALANCES: Suppress Zero Balances
 SORTED BY: ACCOUNT FD SRC
 SUBTOTALLED BY: ACCOUNT FD SRC
 SERIES TOTALS: <None Selected>
 PAGE BREAK ON: FUND

SRC FD	PRIOR YEAR ACTUAL	REVISED BUDGET	03/01/10 03/31/10	FISCAL YEAR 200907 RECEIVED THRU 03/31/10	REMAINING ON 03/31/10	PERCENT REMAINING
001 MAINTENANCE LEVY	21,342,543.89	20,510,232	0.00	11,443,215.89	9,067,016.11	44.20 %
004 TAX INCREMENT FINANCE - TIF	205,857.67	0	0.00	482.88	482.88-	0.00 %
009 FISCAL DISPARITIES	1,938,332.00	3,213,993	0.00	2,871,015.95	342,977.05	10.67 %
010 COUNTY APPORTIONMENT	156,644.88	0	0.00	171,475.41	171,475.41-	0.00 %
019 MISC LOCAL TAXES	954.84	0	0.00	4,891.03	4,891.03-	0.00 %
021 TUITION MN SCHL DIST	189,993.88	50,000	0.00	36,786.87	13,213.13	26.42 %
050 FEES	500,531.18	91,000	34,082.42	358,234.87	267,234.87-	293.66-%
060 ADMISSION	191,108.99	143,600	19,949.00	129,812.88	13,787.12	9.60 %
071 MEDICAL ASSIST REVENUE	138,958.95	30,000	26,921.04	102,965.21	72,965.21-	243.21-%
091 INTEREST EARNINGS-ESCROW AGENT	8.15	0	0.00	51.11	51.11-	0.00 %
092 INTEREST EARNINGS	433,115.51	395,000	5,161.95	59,723.16	335,276.84	84.88 %
093 RENTAL OF FACILITIES	192,753.21	85,000	37,820.15	123,719.65	38,719.65-	45.55-%
096 GIFTS & BEQUESTS	291,321.26	200,000	6,518.07-	148,586.41	51,413.59	25.70 %
099 MISC LOCAL REVENUE	649,507.13	513,725	85,605.43	418,026.97	95,698.03	18.62 %
201 ENDOWMENT AID	354,625.82	0	143,206.00	293,886.07	293,886.07-	0.00 %

48

SRC FD	PRIOR YEAR ACTUAL	REVISED BUDGET	03/01/10 03/31/10	FISCAL YEAR 200907 RECEIVED THRU 03/31/10	REMAINING ON 03/31/10	PERCENT REMAINING
211	64,921,543.50	57,275,527	0.00	30,873,550.78	26,401,976.22	46.09 %
213	31,357.32	20,000	0.00	0.00	20,000.00	100.00 %
227	15,435.10	0	0.00	2,146.98	2,146.98-	0.00 %
234	297,106.12	297,106	0.00	29,710.60	267,395.40	90.00 %
258	3,237.51	3,237	0.00	323.71	2,913.29	89.99 %
300	3,133,553.69	2,707,985	2,100.00-	982,033.64	1,725,951.36	63.73 %
360	12,005,527.79	11,774,734	0.00	4,560,175.06	7,214,558.94	61.27 %
369	9,329.68	10,000	1,047.00	3,099.00	6,901.00	69.01 %
370	52,006.91	15,000	2,100.00	49,411.49	34,411.49-	229.40-%
400	4,093,613.80	10,994,371	835,312.38	6,324,157.42	4,670,213.58	42.47 %
405	90,148.18	130,052	18,369.91	57,203.78	72,848.22	56.01 %
421	0.00	0	0.00	7,155.02	7,155.02-	0.00 %
621	140,266.54	100,000	8,900.40	106,042.31	6,042.31-	6.04-%
625	0.00	0	1,096.58	1,621.45	1,621.45-	0.00 %
631	17,926,553.16	0	0.00	0.00	0.00	0.00 %
649	2,595,313.32	0	0.00	0.00	0.00	0.00 %
*** 01 GENERAL	131,901,249.98	108,560,562	1,210,954.19	59,159,505.60	49,401,056.40	45.50 %

49

SRC FD	PRIOR YEAR ACTUAL	REVISED BUDGET	03/01/10 03/31/10	FISCAL YEAR 200907 RECEIVED THRU 03/31/10	REMAINING ON 03/31/10	PERCENT REMAINING
092 INTEREST	13,713.19	18,000	0.00	0.00	18,000.00	100.00 %
099 MISC LOCAL REVENUE	17,927.80	0	2,097.07-	1,713.37	1,713.37-	0.00 %
319 STATE AID	163,502.01	152,905	17,343.71	116,346.75	36,558.25	23.90 %
400 <DESC. NOT FOUND>	0.00	0	0.00	26,000.00	26,000.00-	0.00 %
471 FEDERAL AID	227,523.62	225,450	26,340.68	176,773.68	48,676.32	21.59 %
472 FREE/REDUCED AID	927,791.12	992,400	123,046.48	802,256.13	190,143.87	19.16 %
473 COMMODITY CASH REBATES	67,543.41	50,000	8,978.34	37,633.39	12,366.61	24.73 %
474 COMMODITY DIST PROG	152,074.84	100,000	0.00	0.00	100,000.00	100.00 %
475 SPECIAL MILK PROGRAM	6,710.66	4,855	92.00	1,606.24	3,248.76	66.91 %
476 FED SCH BREAKFAST PRG	284,194.59	281,900	35,502.23	210,164.97	71,735.03	25.44 %
601 SALES TO PUPILS	2,487,099.14	2,507,697	238,204.32	1,639,788.83	867,908.17	34.60 %
606 SALES TO ADULTS	49,506.40	48,800	4,440.40	29,753.60	19,046.40	39.02 %
608 SPEC FUNCTION-FOOD	122,908.60	32,200	8,125.05	43,786.25	11,586.25-	35.98-%
622 SALE OF MATERIALS	526.10	0	0.00	114.75	114.75-	0.00 %
624 SALE OF EQUIPMENT	0.00	0	0.00	1,500.00	1,500.00-	0.00 %
631 <DESC. NOT FOUND>	260,158.79	0	0.00	0.00	0.00	0.00 %
*** 02 FOOD SERVICE	4,781,180.27	4,414,207	459,976.14	3,087,437.96	1,326,769.04	30.05 %

50

SRC FD	PRIOR YEAR ACTUAL	REVISED BUDGET	03/01/10 03/31/10	FISCAL YEAR 200907 RECEIVED THRU 03/31/10	REMAINING ON 03/31/10	PERCENT REMAINING
001 04						
001 MAINTENANCE LEVY	732,476.36	775,917	0.00	371,739.35	404,177.65	52.09 %
004 TAX INCREMENT FINANCE - TIF	0.00	0	0.00	22.74	22.74-	0.00 %
009 FISCAL DISPARITIES	86,629.00	106,511	0.00	95,373.52	11,137.48	10.45 %
019 MISC LOCAL TAXES	91.81	0	0.00	111.72	111.72-	0.00 %
040 TUITION FROM PATRONS	4,558,131.12	4,508,700	412,288.68	3,330,871.69	1,177,828.31	26.12 %
050 FEES	54,214.00	67,300	2,020.00	20,888.96	46,411.04	68.96 %
060 ADMISSIONS	3,684.60	2,750	151.00	2,708.91	41.09	1.49 %
092 INTEREST EARNINGS	12,723.49	5,000	0.07	0.99	4,999.01	99.98 %
093 RENT-SCHL FACILITIES	72,335.58	40,000	12,819.06	45,673.48	5,673.48-	14.18-%
096 GIFTS & BEQUESTS	46,391.75	14,720	1,089.11	58,512.70	43,792.70-	297.50-%
099 MISC LOCAL REVENUE	97,948.00	94,188	1,948.80	19,636.78	74,551.22	79.15 %
227 ABATEMENT AID	465.87	0	0.00	165.93	165.93-	0.00 %
234 HOMESTEAD MKT VAL CREDIT	38,120.30	38,119	0.00	3,811.84	34,307.16	90.00 %
258 STATE-OTHER CREDITS	414.70	415	0.00	41.53	373.47	89.99 %
300 STATE-AID & GRANTS	923,993.08	771,738	13,081.73	352,569.94	419,168.06	54.31 %
301 NONPUBLIC AID	105,549.64	116,610	0.00	89,449.70	27,160.30	23.29 %
400 FED AID & GRANTS	43,466.50	55,671	0.00	64,208.77	8,537.77-	15.33-%

51

SRC FD	PRIOR YEAR ACTUAL	< - - - - - REVISED BUDGET	FISCAL YEAR 200907		- - - - ->	
			03/01/10 03/31/10	RECEIVED THRU 03/31/10	REMAINING ON 03/31/10	PERCENT REMAINING
477 04						
477 CASH IN LIEU/COMMODY	580.96	500	0.00	0.00	500.00	100.00 %
621 MAT PUR FOR RESALE	12,950.58	12,240	2,484.02	19,251.08	7,011.08-	57.28-%
622 SALE OF MATERIALS	11,295.56	3,000	160.00	160.00	2,840.00	94.66 %
631 <DESC. NOT FOUND>	660,020.77	0	0.00	0.00	0.00	0.00 %
649 TRANSFER FROM OTH FD	0.00	165,891	0.00	0.00	165,891.00	100.00 %
*** 04 COMMUNITY SERVICE	7,461,483.67	6,779,270	446,042.47	4,475,199.63	2,304,070.37	33.98 %

SRC FD	PRIOR YEAR ACTUAL	REVISED BUDGET	FISCAL YEAR 200907		REMAINING ON 03/31/10	PERCENT REMAINING
			03/01/10 TO 03/31/10	RECEIVED THRU 03/31/10		
001 06	1,997,143.00	1,650,239	0.00	1,650,239.00	0.00	0.00 %
092	501,568.89	585,000	565.70	558,174.77	26,825.23	4.58 %
*** 06	2,498,711.89	2,235,239	565.70	2,208,413.77	26,825.23	1.20 %

SRC FD	PRIOR YEAR ACTUAL	REVISED BUDGET	03/01/10 03/31/10	FISCAL YEAR 200907 RECEIVED THRU 03/31/10	REMAINING ON 03/31/10	PERCENT REMAINING
001 07	5,445,543.72	5,924,533	0.00	912,374.82	5,012,158.18	84.60 %
004	0.00	0	0.00	109.14	109.14-	0.00 %
009	647,016.00	815,125	0.00	711,088.35	104,036.65	12.76 %
019	446.89	0	0.00	536.22	536.22-	0.00 %
092	59,221.30	60,000	0.00	0.00	60,000.00	100.00 %
234	284,847.24	305,394	18,768.74	195,135.97	110,258.03	36.10 %
258	3,104.22	3,104	0.00	2,670.55	433.45	13.96 %
*** 07	6,440,179.37	7,108,156	18,768.74	1,821,915.05	5,286,240.95	74.36 %

44

SRC FD	PRIOR YEAR ACTUAL	FISCAL YEAR 200907			REMAINING ON 03/31/10	PERCENT REMAINING
		REVISED BUDGET	03/01/10 03/31/10	RECEIVED THRU 03/31/10		
099 08						
099 MISC LOCAL REVENUE	867,174.96	925,000	91,493.35	618,997.08	306,002.92	33.08 %
*** 08 FLEX BENEFIT FUND	867,174.96	925,000	91,493.35	618,997.08	306,002.92	33.08 %

SRC FD	PRIOR YEAR ACTUAL	REVISED BUDGET	FISCAL YEAR 200907		REMAINING ON 03/31/10	PERCENT REMAINING
			03/01/10 TO 03/31/10	RECEIVED THRU 03/31/10		
092 09	1,170.60	1,300	0.00	0.00	1,300.00	100.00 %
092 INTEREST EARNINGS						
096 GIFTS	40,042.00	22,000	22,270.00	24,913.00	2,913.00-	13.24-%
099 MISC LOCAL REVENUE	15,259.18	5,000	0.00	0.00	5,000.00	100.00 %
*** 09 SCHOLARSHIP FUND	56,471.78	28,300	22,270.00	24,913.00	3,387.00	11.96 %

SRC FD	PRIOR YEAR	FISCAL YEAR 200907			REMAINING PERCENT	
		REVIS ED	03/01/10	RECEIVED	REMAINING	PERCENT
092 10	ACTUAL	BUDGET	03/31/10	THRU 03/31/10	ON 03/31/10	REMAINING
092 INTEREST EARNINGS	681.99	750	0.00	0.00	750.00	100.00 %
099 MISC LOCAL REVENUE	46,421.04	43,825	3,976.58	27,836.06	15,988.94	36.48 %
*** 10 PRIN EARLY RET INS FUND	47,103.03	44,575	3,976.58	27,836.06	16,738.94	37.55 %

SRC FD	PRIOR YEAR	FISCAL YEAR 200907			REMAINING PERCENT	
		REVISIED BUDGET	03/01/10 03/31/10	RECEIVED THRU 03/31/10	ON 03/31/10	REMAINING
092 11	ACTUAL					
092 INTEREST EARNINGS	66.59	100	0.00	0.00	100.00	100.00 %
*** 11 RHEAUME EDUCATIONAL FUND	66.59	100	0.00	0.00	100.00	100.00 %

SRC FD	PRIOR YEAR	FISCAL YEAR 200907			REMAINING ON 03/31/10	PERCENT REMAINING
		REVISED BUDGET	03/01/10 TO 03/31/10	RECEIVED THRU 03/31/10		
092 12	ACTUAL					
092 INTEREST EARNINGS	71.44	0	0.00	0.00	0.00	0.00 %
*** 12 K ROGERS SCHOLARSHIP	71.44	0	0.00	0.00	0.00	0.00 %

SRC FD	PRIOR YEAR	FISCAL YEAR 200907			REMAINING PERCENT	
		REVIS ACTUAL	03/01/10 03/31/10	RECEIVED THRU 03/31/10	ON 03/31/10	REMAINING
099 15						
099 MISC LOCAL REVENUE	0.00	67,814	9,821.45	45,227.04	22,586.96	33.30 %
*** 15 <DESC. NOT FOUND>	0.00	67,814	9,821.45	45,227.04	22,586.96	33.30 %

SRC FD	PRIOR YEAR ACTUAL	< - - - - - REVISED BUDGET	FISCAL YEAR 200907		- - - - ->	
			03/01/10 03/31/10	RECEIVED THRU 03/31/10	REMAINING ON 03/31/10	PERCENT REMAINING
092 20	6,743.22	3,000	0.00	0.00	3,000.00	100.00 %
092 INTEREST EARNINGS						
099 MISC LOCAL REVENUE	903,107.62	960,330	0.00	0.00	960,330.00	100.00 %
*** 20 ISF - DENTAL	909,850.84	963,330	0.00	0.00	963,330.00	100.00 %

SRC FD	PRIOR YEAR	FISCAL YEAR 200907			REMAINING PERCENT	
		REVISIED BUDGET	03/01/10 03/31/10	RECEIVED THRU 03/31/10	ON 03/31/10	REMAINING
092 21	ACTUAL					
092 INTEREST EARNINGS	10,416.58	7,500	0.00	0.00	7,500.00	100.00 %
099 MISC LOCAL REVENUE	530,439.51	650,000	0.00	0.00	650,000.00	100.00 %
*** 21 ISF - POST RETIREMENT BENEFIT	540,856.09	657,500	0.00	0.00	657,500.00	100.00 %

SRC FD	PRIOR YEAR	FISCAL YEAR 200907			REMAINING PERCENT	
		REVISIED BUDGET	03/01/10 03/31/10	RECEIVED THRU 03/31/10	ON 03/31/10	REMAINING
099 22	ACTUAL					
099 MISC LOCAL REVENUE	467.49	0	0.00	0.00	0.00	0.00 %
649 TRANSFERS BETWEEN FUNDS	0.00	2,600,000	0.00	0.00	2,600,000.00	100.00 %
*** 22 ISF - HEALTH SELECT 105	467.49	2,600,000	0.00	0.00	2,600,000.00	100.00 %

SRC FD	PRIOR YEAR ACTUAL	< - - - - - REVISED BUDGET	FISCAL YEAR 200907		- - - - ->	
			03/01/10 03/31/10	RECEIVED THRU 03/31/10	REMAINING ON 03/31/10	PERCENT REMAINING
090 <DESC. NOT FOUND>	9,881.40-	0	0.00	0.00	0.00	0.00 %
092 INTEREST REVENUE	30,266.52	0	20,388.19	78,640.83	78,640.83-	0.00 %
614 <DESC. NOT FOUND>	18,697,520.14	856,000	0.00	0.00	856,000.00	100.00 %
616 <DESC. NOT FOUND>	380,918.91	808,000	56,192.14	283,281.26	524,718.74	64.94 %
*** 25 OPEB REVOCABLE TRUST	19,098,824.17	1,664,000	76,580.33	361,922.09	1,302,077.91	78.24 %

SRC FD	PRIOR YEAR	REVIS	FISCAL YEAR	RECEIVED	REMAINING	PERCENT
092 47	ACTUAL	BUDGET	03/01/10 03/31/10	THRU 03/31/10	ON 03/31/10	REMAINING
092 INTEREST EARNINGS	1,534.28	0	0.00	786,698.53	786,698.53-	0.00 %
649 TRANSFERS BETWEEN FUNDS	781,889.58	0	0.00	0.00	0.00	0.00 %
*** 47 POST EMPLOYMENT BENEFITS	783,423.86	0	0.00	786,698.53	786,698.53-	0.00 %
*** REPORT TOTALS:	175,387,115.43	136,048,053	2,340,448.95	72,618,065.81	63,429,987.19	46.62 %

STATEMENT OF EXPENDITURES

DIST 191 Burnsville-Eagan-Savage ISD191 ACCOUNTING PERIOD 03/01/10 TO 03/31/10

ACCT STATUS: Active and Next Year Accts ACCOUNT RANGES: 01- TO 99-
 ZERO BALANCES: Suppress Zero Balances
 SORTED BY: ACCOUNT FD ORG
 SUBTOTALLED BY: ACCOUNT FD
 SERIES TOTALS: <None Selected>
 PAGE BREAK ON: <None Selected>

FD	PRIOR YEAR	REVIS	FISCAL YEAR	EXPEN	ENCUMBERED	REMAINING	PERCENT
01	ACTUAL	BUDGET	03/01/10 03/31/10	THRU 03/31/10	THRU 03/31/10	ON 03/31/10	REMAINING
01 GENERAL	116,605,174.63	107,585,774	8,410,623.34	65,835,002.11	520,368.57	41,230,403.32	38.32 %
02 FOOD SERVICE	4,673,665.39	4,431,964	368,884.95	2,843,040.35	30,765.01	1,558,158.64	35.15 %
03 TRANSPORTATION	5,625,730.65	6,159,096	716,787.90	3,712,812.76	36,255.00	2,410,028.24	39.12 %
04 COMMUNITY SERVICE	7,400,982.50	6,779,270	555,428.13	4,742,375.86	6,267.12	2,030,627.02	29.95 %
06 CAPITAL PROJECTS	16,489,410.26	12,054,353	83,727.51	9,960,239.94	106,509.93	1,987,603.13	16.48 %
07 DEBT SERVICE	6,754,065.83	6,993,282	400.00	7,771,372.08		778,090.08	11.12 %
08 FLEX BENEFIT FUND	854,633.67	925,000	73,179.52	651,085.57		273,914.43	29.61 %
09 SCHOLARSHIP FUND	47,589.50	42,000	450.00	16,416.25		25,583.75	60.91 %
10 PRIN EARLY RET INS FUND	93,885.24	111,872	8,417.54	58,922.78		52,949.22	47.33 %
15 CAFE	0.00	69,419	10,345.18	53,109.56		16,309.44	23.49 %
20 ISF - DENTAL	897,038.47	900,000	98,448.92	731,327.61		168,672.39	18.74 %
21 ISF - POST RETIREMENT BENEFITS	225,732.63	1,245,720	0.00	118,444.76		1,127,275.24	90.49 %
22 ISF - HEALTH SELECT 105	2,595,313.32	0	0.00	0.00		0.00	0.00 %
25 OPEB REVOCABLE TRUST	1,960,918.60	1,960,005	118,926.51	597,200.92		1,362,804.08	69.53 %
47 <DESC. NOT FOUND>	0.00	781,890	0.00	0.00		781,890.00	100.00 %
*** REPORT TOTALS:	164,224,140.69	150,039,645	10,445,619.50	97,091,350.55	700,165.63	52,248,128.82	34.82 %

99

BURNSVILLE-EAGAN-SAVAGE

Independent School District 191

DISTRICT EXPENDITURE BUDGET

BY

OBJECT

WITHIN FUND

March, 2010

ACCT STATUS: Active and Next Year Accts ACCOUNT RANGES: 01 TO 99-999
 ZERO BALANCES: Suppress Zero Balances
 SORTED BY: ACCOUNT FD OBJ
 SUBTOTALLED BY: ACCOUNT FD OBJ
 SERIES TOTALS: ACCOUNT OBJ
 PAGE BREAK ON: <None Selected>

OBJ FD	PRIOR YEAR ACTUAL	REVISED BUDGET	03/01/10 03/31/10	FISCAL YEAR 200907 EXPENDED THRU 03/31/10	ENCUMBERED THRU 03/31/10	REMAINING ON 03/31/10	PERCENT REMAINING
100 01	0.00	2,215,564	0.00	0.00		2,215,564.00	100.00 %
100 SALARY CONTINGENCY							
101 SALARIES PAYABLE	0.00	0	0.00	1,401.27-		1,401.27	0.00 %
110 ADMINISTRATION/SUPERVISION	4,307,849.79	4,333,707	338,902.95	3,063,343.19		1,270,363.81	29.31 %
117 MANAGERIAL-OPERATIONS	290,930.00	290,930	24,244.20	218,197.80		72,732.20	24.99 %
140 LICENSED CLASSROOM	33,466,134.73	32,408,152	2,797,357.24	20,657,729.82		11,750,422.18	36.25 %
141 NON-LIC - CLASSROOM	4,155,531.59	759,118	61,966.72	421,637.64		337,480.36	44.45 %
143 LIC - CLASSROOM SUPPORT	8,237,518.03	5,376,274	457,269.93	3,477,113.61		1,899,160.39	35.32 %
144 NON-LIC - CLASSROOM SUPPORT	856,868.50	1,028,216	74,259.97	539,595.38		488,620.62	47.52 %
145 SUBSTITUTE TEACHERS	1,088,682.04	1,139,631	147,081.49	755,022.93		384,608.07	33.74 %
146 SUBSTITUTE NON-LIC INSTRUCT	197,331.60	127,950	21,193.04	106,949.77		21,000.23	16.41 %
151 OCCUPATIONAL THERAPIST	0.00	536,548	46,448.33	354,353.58		182,194.42	33.95 %
152 SPEECH/LANGUAGE PATHOLOGIST	0.00	1,413,012	122,466.46	941,365.02		471,646.98	33.37 %
154 SCHOOL NURSE	0.00	565,778	45,296.41	361,744.69		204,033.31	36.06 %
156 SCHOOL SOCIAL WORKER	0.00	221,708	18,475.52	138,566.31		83,141.69	37.50 %
157 SCHOOL PSYCHOLOGIST	0.00	626,634	52,299.80	396,934.28		229,699.72	36.65 %

88

OBJ FD	PRIOR YEAR	REVISED BUDGET	03/01/10 03/31/10	FISCAL YEAR 200907 EXPENDED THRU 03/31/10	ENCUMBERED THRU 03/31/10	REMAINING ON 03/31/10	PERCENT REMAINING
161 01	0.00	2,839,759	240,351.38	1,656,011.10		1,183,747.90	41.68 %
161 EA PERSONAL CARE ASSISTANT							
162 ONE TO ONE EA	0.00	99,181	6,208.92	40,716.96		58,464.04	58.94 %
163 EMPLOYEE INTERPRETER	0.00	799	190.00	1,500.00		701.00-	87.73-%
165 SCHOOL COUNSELOR	0.00	693,776	59,125.64	440,544.33		253,231.67	36.50 %
170 SEC-CLERICAL-OTHER	2,815,626.24	2,871,443	205,127.67	1,969,347.51		902,095.49	31.41 %
171 TEMPORARY & OVERTIME	169,483.76	268,473	9,733.03	100,404.33		168,068.67	62.60 %
172 TECHNOLOGY SALARIES	183,072.29	198,967	17,017.74	162,424.45		36,542.55	18.36 %
174 CUSTODIAL SALARIES	3,215,072.35	3,421,687	280,821.72	2,489,869.32		931,817.68	27.23 %
175 CULTURAL LIASION	0.00	159,106	13,043.98	89,797.97		69,308.03	43.56 %
176 DRIVERS SALARIES	68,371.68	62,169	4,798.84	47,595.05		14,573.95	23.44 %
179 DAPE SPECIALISTS	118,920.40	344,003	31,065.70	223,585.77		120,417.23	35.00 %
185 LIC INSTR - OTHER	3,279,986.36	2,581,571	169,252.79	1,459,060.37		1,122,510.63	43.48 %
186 NON-LIC INSTR - OTHER	489,623.84	489,218	44,342.10	409,399.62		79,818.38	16.31 %
191 SEVERANCE PAY	530,439.51	1,000,000	0.00	0.02		999,999.98	99.99 %
195 CHARGEBACK SALARIES	0.00	48,000-	0.00	0.00		48,000.00-	100.00 %
199 OFFICIALS-JUDGE-TIMEKPRS	29,174.19	29,401	3,927.02	29,391.22		9.78	0.03 %
** TOTAL OBJ SERIES: 100-199 SALARIES AND WAGES	63,500,616.90	66,054,775	5,292,268.59	40,550,800.77		25,503,974.23	38.61 %

69

OBJ FD	PRIOR YEAR ACTUAL	REVISED BUDGET	03/01/10 03/31/10	FISCAL YEAR 200907 EXPENDED THRU 03/31/10	ENCUMBERED THRU 03/31/10	REMAINING ON 03/31/10	PERCENT REMAINING
201 01	18,404.00	32,000	1,226.83	29,150.67		2,849.33	8.90 %
201 TUITION REIMBURSEMENT							
210 FICA	4,605,560.78	4,671,921	384,449.99	3,023,780.54		1,648,140.46	35.27 %
214 PERA	868,177.39	884,536	72,938.70	630,979.47		253,556.53	28.66 %
218 TRA	2,691,433.78	2,701,224	229,734.13	1,777,859.97		923,364.03	34.18 %
220 HEALTH INSURANCE	11,248,283.61	12,425,366	1,078,329.05	7,976,832.83		4,448,533.17	35.80 %
230 LIFE INSURANCE	81,080.65	77,849	6,904.19	49,977.34		27,871.66	35.80 %
235 DENTAL INSURANCE	564,053.72	577,648	51,144.77	370,040.38		207,607.62	35.94 %
240 LONG TERM DISABILITY	377,380.03	377,873	32,299.71	231,663.46		146,209.54	38.69 %
250 TSA MATCH	518,239.13	553,444	46,836.06	363,075.02		190,368.98	34.39 %
251 HEALTH REIMBURSEMENT	9,308.01	6,025	0.00	3,800.00		2,225.00	36.92 %
252 HEALTH SAVINGS PLAN	1,499,208.58	0	0.00	61,543.02		61,543.02-	0.00 %
253 TSA - DISTRICT MATCH	0.00	0	0.00	60,407.98		60,407.98-	0.00 %
270 WORKERS COMP INS	236,303.28	399,298	20,584.70	199,065.77		200,232.23	50.14 %
280 REEMPLOYMENT COMP INS	109,740.66	170,000	63,854.99	227,199.24		57,199.24-	33.64-%
290 <DESC. NOT FOUND>	16,224,980.43	0	0.00	0.00		0.00	0.00 %
295 EMPLOYEE BENEFITS CHGBK	0.00	12,000-	0.00	0.00		12,000.00-	100.00 %
** TOTAL OBJ SERIES: 200-299 EMPLOYEE BENEFITS	39,052,154.05	22,865,184	1,988,303.12	15,005,375.69		7,859,808.31	34.37 %

70

OBJ FD	PRIOR YEAR ACTUAL	REVISED BUDGET	03/01/10 03/31/10	FISCAL YEAR 200907 EXPENDED THRU 03/31/10	ENCUMBERED THRU 03/31/10	REMAINING ON 03/31/10	PERCENT REMAINING
300 01							
300 PURCHASED SERVICES CONTINGENCY	0.00	100,000	0.00	0.00		100,000.00	100.00 %
303 FED AWARDS UNDER \$25,000	0.00	437,285	23,819.73	133,661.59		303,623.41	69.43 %
304 FED AWARDS OVER \$25,000	0.00	3,593	23,160.00	23,160.00		19,567.00-	544.58-%
305 PROF & TECH SERV	1,564,571.07	1,271,738	42,577.13	817,719.89	5,868.50	448,149.61	35.23 %
310 SCHOOL BOARD PER DIEM	42,600.00	42,600	3,550.00	31,950.00		10,650.00	25.00 %
319 OTHER PERSONAL SERVICES	79,114.12	130,193	11,785.19	85,463.57		44,729.43	34.35 %
320 COMMUNICATION SERVICES	312,831.02	403,190	1,472.60	209,743.67	8,000.00	185,446.33	45.99 %
321 PHONE-LONG DISTANCE	1,456.44	2,501	151.21	1,031.11		1,469.89	58.77 %
325 INTERDEPT POSTAGE	41,574.88	51,335	5,027.97	31,571.25		19,763.75	38.49 %
329 POSTAGE & PARCEL SERVICES	35,573.80	47,441	680.64	20,361.94		27,079.06	57.07 %
330 ELECTRICITY	796,064.78	646,800	75,302.57	558,560.31		88,239.69	13.64 %
331 WATER & SEWER	215,136.80	232,700	15,146.59	136,650.77		96,049.23	41.27 %
332 FIRM GAS	133,176.52	108,650	41,648.35	92,217.13		16,432.87	15.12 %
333 INTERRUPTIBLE GAS	439,290.75	602,000	74,678.76	326,840.30		275,159.70	45.70 %
334 REFUSE REMOVAL	41,270.13	40,000	4,607.04	41,521.28		1,521.28-	3.80-%
340 PROPERTY/LIABILITY INSURANCE	195,088.10	280,000	16,077.60	202,268.83		77,731.17	27.76 %
341 LIABILITY INSURANCE	0.00	120,000	0.00	0.00		120,000.00	100.00 %

71

OBJ FD	PRIOR YEAR ACTUAL	REVISED BUDGET	03/01/10 03/31/10	FISCAL YEAR 200907 EXPENDED THRU 03/31/10	ENCUMBERED THRU 03/31/10	REMAINING ON 03/31/10	PERCENT REMAINING
350 01							
350 REPAIRS/MAINT SERVICES	304,118.59	342,427	41,470.34	274,738.96	27,976.33	39,711.71	11.59 %
351 REPAIR/MAINT - BLDG	321,713.19	470,500	29,496.11	220,791.80	7,795.32	241,912.88	51.41 %
352 REPAIR/MAINT VEHICLE	29,111.05	20,000	580.83	5,932.15	2,731.86	11,335.99	56.67 %
353 REPAIR/MAINT - SITE	19,839.51	7,960	135.19	12,199.69		4,239.69-	53.26-%
357 DEAF INTERPRETER	0.00	1,936	80.00	756.50		1,179.50	60.92 %
358 CONSULTANT INTERPERTER	0.00	55,952	7,878.35	36,603.60		19,348.40	34.58 %
360 TRANS-CONTRACTS	46.76	202,519	0.00	454.57		202,064.43	99.77 %
361 TRANS-CONTRACTS	189,581.42	168,667	12,401.45	143,177.84		25,489.16	15.11 %
363 SNOW REMOVAL	13,257.71	12,000	5,914.71	15,083.20		3,083.20-	25.69-%
365 TRANS-FUEL CHARGBACK	18,771.41	14,652	2,643.42	11,739.31		2,912.69	19.87 %
366 TRAVEL/CONFERENCES	229,031.84	302,755	31,198.98	146,244.02	2,550.00	153,960.98	50.85 %
368 FEDERAL OUT-OF-STATE TRAVEL	0.00	6,000	457.31	2,911.37		3,088.63	51.47 %
369 ENTRY FEES/STUDENT TRAV ALLOW	0.00	185	0.00	4,296.80		4,111.80-	2222.59-%
370 RENTALS & LEASES	684,993.83	883,598	52,785.40	653,943.80	35,622.20	194,032.00	21.95 %
380 ADVERTISING	46,364.66	57,600	544.13	9,690.33		47,909.67	83.17 %
381 PRINTING-BINDING	71,004.05	106,915	9,725.55	64,260.71	353.30	42,300.99	39.56 %
385 INTERDEPT PRINTING	21.55	6,205	30.50-	93.49-		6,298.49	101.50 %

72

OBJ FD	PRIOR YEAR ACTUAL	REVISED BUDGET	03/01/10 03/31/10	FISCAL YEAR 200907 EXPENDED THRU 03/31/10	ENCUMBERED THRU 03/31/10	REMAINING ON 03/31/10	PERCENT REMAINING
390 01							
390 TUITION-MN ISD	820,860.26	841,700	54,599.12	471,317.22		370,382.78	44.00 %
391 COST SHARING PAYMTS-MN ISD	23,288.85	30,000	0.00	0.00		30,000.00	100.00 %
393 SPEC ED CONTRACTED SERVICES	30,892.33	10,000	3,532.27	17,287.58		7,287.58-	72.87-%
394 REGIST/ENTRY FEES	243,745.86	276,689	59,142.74	262,483.36		14,205.64	5.13 %
396 SALARIES	331,004.57	271,400	0.00	401,449.00		130,049.00-	47.91-%
397 BENEFITS	114,900.10	94,068	0.00	0.00		94,068.00	100.00 %
398 MISC CHARGEBACK	124,500.00-	104,538-	0.00	110,000.00-		5,462.00	5.22-%
399 ** TOTAL OBJ SERIES: 300-399 PURCHASED SERVICES	7,265,795.95	8,599,216	652,240.78	5,357,989.96	90,897.51	3,150,328.53	36.63 %
400 SUPPLIES CONTINGENCY	0.00	895,744-	0.00	121.00		895,865.00-	100.01 %
401 GENERAL SUPPLIES	1,055,073.88	1,369,899	76,512.89	805,535.36	54,526.66	509,836.98	37.21 %
402 XEROX SUPPLIES	17,150.11	23,418	890.00	10,137.02	9,555.00	3,725.98	15.91 %
410 CUSTODIAL SUPPLIES	361,906.94	331,600	26,093.36	295,844.97	3,702.05	32,052.98	9.66 %
411 GROUNDS SUPPLIES	55,709.94	35,000	3,232.85	43,634.27	5,899.95	14,534.22-	41.52-%
412 OPERATIONS UNIFORMS	16,747.20	18,000	56.96	13,176.26		4,823.74	26.79 %
420 REPAIR SUPPLIES	87,035.58	65,900	17,921.37	112,145.69	12,697.91	58,943.60-	89.44-%
421 REPAIR PARTS - BLDG	41,479.23	93,440	14,460.27	59,873.63	2,820.00	30,746.37	32.90 %
422 REPAIR PARTS - VEHICLES	9,440.42	10,000	900.61	12,697.17	3,295.75	5,992.92-	59.92-%

63

OBJ FD	PRIOR YEAR ACTUAL	< - - - - - REVISED BUDGET	03/01/10 03/31/10	FISCAL YEAR 200907 EXPENDED THRU 03/31/10	ENCUMBERED THRU 03/31/10	REMAINING ON 03/31/10	PERCENT REMAINING
423 01	3,628.70	8,060	0.00	197.62		7,862.38	97.54 %
423 REPAIR PARTS - SITE							
430 INSTRUCT SUPPLIES	371,848.03	561,934	46,800.32	238,111.81	17,960.58	305,861.61	54.43 %
433 INDIVID INSTR MATERIALS	149,203.12	526,101	19,954.58	87,735.72	7,373.76	430,991.52	81.92 %
437 PROPANE	3,082.22	10,000	0.00	0.00		10,000.00	100.00 %
438 FUEL OIL	28,780.19	0	777.24	18,313.47		18,313.47-	0.00 %
442 GAS/OIL - VEHICLES	29,805.64	26,000	2,388.43	11,540.52		14,459.48	55.61 %
450 MATERIALS FOR RESALE	77,524.83	8,100	4,958.51	44,639.21	6,809.70	43,348.91-	535.17-%
460 TEXT & WORKBOOKS	515,866.93	621,279	30,769.81	521,944.86	352.45	98,981.69	15.93 %
461 STANDARDIZED TESTS	81,756.60	90,000	2,856.08	102,621.56		12,621.56-	14.02-%
470 MEDIA RESOURCES	128,526.00	102,456	5,494.64	42,042.91	17,884.05	42,529.04	41.50 %
480 AUDIO VISUAL AIDS	4,452.61	5,730	500.32	926.29		4,803.71	83.83 %
489 PERIODICALS-PAPERS	16,452.50	21,867	0.00	20,685.40	4,839.99	3,658.39-	16.73-%
490 FOOD	28,210.14	27,461	2,339.58	18,712.96	4,632.89	4,115.15	14.98 %
** TOTAL OBJ SERIES: 400-499 SUPPLIES AND MATR'LS	3,083,680.81	3,060,501	256,907.82	2,460,637.70	152,350.74	447,512.56	14.62 %
500 CAPITAL CONTINGENCY	0.00	7,511	0.00	0.00		7,511.00	100.00 %
510 SITE IMPROVEMENTS	115.00	23,731	41.67	17,692.75		6,038.25	25.44 %
520 BLDG ACQUISTION & CONSTRUCTION	431,320.95	272,000	2,003.84	248,122.43	822.02	23,055.55	8.47 %

74

OBJ FD	PRIOR YEAR ACTUAL	REVISED BUDGET	03/01/10 03/31/10	FISCAL YEAR 200907 EXPENDED THRU 03/31/10	ENCUMBERED THRU 03/31/10	REMAINING ON 03/31/10	PERCENT REMAINING
530 01							
530 EQUIPMENT PURCHASED	306,078.44	786,940	50,070.38	421,745.04	7,647.10	357,547.86	45.43 %
533 OTH EQUIP-DIRECT INSTRUCTION	0.00	130,500	1,362.49	1,362.49	1,019.85	128,117.66	98.17 %
535 CAPITAL LEASES	875,000.00	1,103,500	0.00	1,103,500.00		0.00	0.00 %
550 OTHER VEHICLES PURCHASED	0.00	5,000	0.00	0.00		5,000.00	100.00 %
555 TECHNOLOGY EQUIPMENT	1,071,993.05	1,331,031	103,356.47	844,141.94	256,356.76	230,532.30	17.31 %
556 TECH EQUIP-SP ED DIRECT INSTR	0.00	162,000	29,843.56	61,966.76	11,018.00	89,015.24	54.94 %
580 PRINCIPAL ON CERTIFICATES	263,074.29	289,981	0.00	122,979.54		167,001.46	57.59 %
581 INTEREST ON CERT OF PART	186,125.47	241,994	0.00	99,274.03		142,719.97	58.97 %
589 LEASE TRANSACTONS	875,000.00-	1,103,500-	0.00	1,103,500.00-		0.00	0.00 %
590 OTHER CAPITAL EXPENSE	148,927.12	249,005	26,522.14	97,416.20		151,588.80	60.87 %
** TOTAL OBJ SERIES: 500-599 CAPITAL EXPENDITURES	2,407,634.32	3,499,693	213,200.55	1,914,701.18	276,863.73	1,308,128.09	37.37 %
740 INTEREST EXPENSE	0.00	0	2,000.00	2,000.00		2,000.00-	0.00 %
** TOTAL OBJ SERIES: 700-799 DEBT SERVICE	0.00	0	2,000.00	2,000.00		2,000.00-	0.00 %
820 DUES, MBRSHPS, LICENSES & FEES	85,019.40	194,658	5,702.48	108,533.42	256.59	85,867.99	44.11 %
821 REGIONAL MEM DUES	398,574.00	457,856	0.00	404,374.00		53,482.00	11.68 %
896 TAXES AND SPECIAL ASSESSMENTS	29,809.62	88,000	0.00	30,589.39		57,410.61	65.23 %
** TOTAL OBJ SERIES: 800-899 OTHER EXPENDITURES	513,403.02	740,514	5,702.48	543,496.81	256.59	196,760.60	26.57 %
910 TRANSFERS TO OTHER FUNDS	781,889.58	2,765,891	0.00	0.00		2,765,891.00	100.00 %
** TOTAL OBJ SERIES: 900-999 OTHER FINANCING USES	781,889.58	2,765,891	0.00	0.00		2,765,891.00	100.00 %

75

OBJ FD	PRIOR YEAR	REVISED BUDGET	03/01/10 03/31/10	FISCAL YEAR 200907 EXPENDED THRU 03/31/10	ENCUMBERED THRU 03/31/10	REMAINING ON 03/31/10	PERCENT REMAINING
910 01							
*** 01 GENERAL	116,605,174.63	107,585,774	8,410,623.34	65,835,002.11	520,368.57	41,230,403.32	38.32 %
100 SALARIES	0.00	53,000	0.00	0.00		53,000.00	100.00 %
110 ADMIN/SUPERVISION	111,096.64	154,484	7,671.42	72,598.83		81,885.17	53.00 %
170 SEC-CLERICAL-OTHER	57,389.07	46,604	3,883.68	34,953.12		11,650.88	24.99 %
171 CASUAL & OVERTIME	20,374.22	27,500	5,304.00	35,512.38		8,012.38	29.13 %
172 TECHNOLOGY SALARIES	24,562.70	15,000	0.00	8,384.00		6,616.00	44.10 %
175 SALARY TRANSFERS-CLERICAL	25,424.27	25,782	2,148.58	19,331.94		6,450.06	25.01 %
176 DRIVERS SALARIES	18,232.32	18,491	1,540.94	13,857.29		4,633.71	25.05 %
177 SUBSTITUTE CAFETERIA SALARIES	23,461.67	23,100	3,639.09	20,103.02		2,996.98	12.97 %
178 CAFETERIA SALARIES	1,280,248.46	1,200,525	102,898.10	733,183.75		467,341.25	38.92 %
195 SALARY CHARGEBACK	3,109.27	0	0.00	0.00		0.00	0.00 %
** TOTAL OBJ SERIES: 100-199 SALARIES AND WAGES	1,557,680.08	1,564,486	127,085.81	937,924.33		626,561.67	40.04 %
210 FICA	114,328.87	110,185	9,317.28	68,678.08		41,506.92	37.67 %
214 PERA	99,505.56	97,136	8,516.78	67,829.24		29,306.76	30.17 %
220 HEALTH INSURANCE	320,837.94	297,766	26,878.91	197,549.13		100,216.87	33.65 %
230 LIFE INSURANCE	2,358.85	2,305	199.18	1,404.20		900.80	39.08 %
235 DENTAL INSURANCE	14,339.17	13,299	1,140.00	8,065.52		5,233.48	39.35 %

76

OBJ FD	PRIOR YEAR ACTUAL	REVISED BUDGET	03/01/10 03/31/10	FISCAL YEAR 200907 EXPENDED THRU 03/31/10	ENCUMBERED THRU 03/31/10	REMAINING ON 03/31/10	PERCENT REMAINING
240 02							
240 LONG TERM DISABILITY	7,889.96	7,895	620.60	4,482.32		3,412.68	43.22 %
250 TSA MATCH	15,901.35	16,308	1,343.44	9,968.20		6,339.80	38.87 %
251 HEALTH REIMBURSEMENT	624.99	0	0.00	189.65		189.65-	0.00 %
252 <DESC. NOT FOUND>	22,841.85	0	0.00	0.00		0.00	0.00 %
260 OTHER EMPLOYEES BENEFITS	7,297.96	6,550	398.24	5,028.34		1,521.66	23.23 %
270 WORKERS COMP INS	6,893.69	24,824	724.59	1,857.32		22,966.68	92.51 %
290 <DESC. NOT FOUND>	255,677.57	0	0.00	0.00		0.00	0.00 %
** TOTAL OBJ SERIES: 200-299 EMPLOYEE BENEFITS	868,497.76	576,268	49,139.02	365,052.00		211,216.00	36.65 %
305 PROF & TECH SERV	2,500.00	11,000	4,801.25	9,108.75		1,891.25	17.19 %
320 COMMUNICATION SERVICES	184.80	0	0.00	189.49		189.49-	0.00 %
325 INTERDEPT POSTAGE	3,915.70	5,000	115.56	3,884.83		1,115.17	22.30 %
329 POSTAGE & PARCEL SERVICES	92.60	0	0.00	553.08		553.08-	0.00 %
334 REFUSE REMOVAL	33,016.27	50,000	3,685.62	33,216.95		16,783.05	33.56 %
350 REPAIR/MAINT SERVICES	30,998.78	40,000	401.35	19,799.60		20,200.40	50.50 %
366 TRAVEL - BUSINESS	6,797.57	10,000	577.25	3,414.16		6,585.84	65.85 %
380 ADVERTISING	154.30	0	0.00	0.00		0.00	0.00 %
385 INTERDEPT PRINTING	12.16	500	23.06	28.62		471.38	94.27 %

OBJ FD	PRIOR YEAR ACTUAL	REVISED BUDGET	03/01/10 03/31/10	FISCAL YEAR 200907 EXPENDED THRU 03/31/10	ENCUMBERED THRU 03/31/10	REMAINING ON 03/31/10	PERCENT REMAINING
398 02							
398 MISC CHARGEBACK	108,322.51	110,000	0.00	110,000.00		0.00	0.00 %
** TOTAL OBJ SERIES: 300-399 PURCHASED SERVICES	185,994.69	226,500	9,604.09	180,195.48		46,304.52	20.44 %
401 GENERAL SUPPLIES	136,024.51	161,800	13,647.64	97,610.56		64,189.44	39.67 %
490 FOOD	1,409,204.62	1,532,100	142,312.49	1,061,308.85		470,791.15	30.72 %
491 COMMODITIES USED	152,074.84	100,000	0.00	29.80		99,970.20	99.97 %
495 MILK	198,571.55	210,810	24,386.93	124,452.93		86,357.07	40.96 %
499 WAREHOUSE INVENTORY ADJ	36,768.97	0	0.00	0.00		0.00	0.00 %
** TOTAL OBJ SERIES: 400-499 SUPPLIES AND MATR'LS	1,932,644.49	2,004,710	180,347.06	1,283,402.14		721,307.86	35.98 %
530 EQUIPMENT PURCHASE	41,849.38	30,000	1,935.45	53,500.24	30,765.00	54,265.24-	180.88-%
555 TECHNOLOGY EQUIPMENT	73,169.99	10,000	74.95	21,448.59	0.01	11,448.60-	114.48-%
590 OTHER CAPITAL EXPENSE	0.00	0	87.32	87.32		87.32-	0.00 %
** TOTAL OBJ SERIES: 500-599 CAPITAL EXPENDITURES	115,019.37	40,000	2,097.72	75,036.15	30,765.01	65,801.16-	164.50-%
820 DUES & MEMBERSHIPS	13,829.00	20,000	611.25	1,430.25		18,569.75	92.84 %
** TOTAL OBJ SERIES: 800-899 OTHER EXPENDITURES	13,829.00	20,000	611.25	1,430.25		18,569.75	92.84 %
*** 02 FOOD SERVICE	4,673,665.39	4,431,964	368,884.95	2,843,040.35	30,765.01	1,558,158.64	35.15 %
101 SALARIES PAYABLE	0.00	0	0.00	609.28		609.28-	0.00 %
110 ADMIN/SUPERVISION	51,778.52	51,778	4,314.88	38,833.92		12,944.08	24.99 %
144 NON-LIC SUPPORT	32,855.74	40,395	3,497.57	24,593.77		15,801.23	39.11 %
170 SEC-CLERICAL-OTHER	93,103.92	93,104	41,787.78	103,857.06		10,753.06-	11.54-%

78

OBJ FD	PRIOR YEAR ACTUAL	REVISED BUDGET	03/01/10 03/31/10	FISCAL YEAR 200907 EXPENDED THRU 03/31/10	ENCUMBERED THRU 03/31/10	REMAINING ON 03/31/10	PERCENT REMAINING
171 03							
171 CASUAL & OVERTIME	3,565.30	0	42.87	6,669.24		6,669.24-	0.00 %
** TOTAL OBJ SERIES: 100-199 SALARIES AND WAGES	181,303.48	185,277	49,643.10	174,563.27		10,713.73	5.78 %
210 FICA	13,296.03	14,164	3,720.00	12,972.94		1,191.06	8.40 %
214 PERA	11,697.41	12,135	3,386.25	11,647.65		487.35	4.01 %
218 TRA	302.47	303	25.20	226.80		76.20	25.14 %
220 HEALTH INSURANCE	32,733.17	38,717	9,012.52	33,751.72		4,965.28	12.82 %
230 LIFE INSURANCE	279.42	302	83.08	274.43		27.57	9.12 %
67 235 DENTAL INSURANCE	1,786.64	1,835	437.87	1,631.23		203.77	11.10 %
240 LONG TERM DISABILITY	1,173.05	1,217	333.87	1,125.26		91.74	7.53 %
250 TSA MATCH	1,457.63	1,697	595.02	1,647.91		49.09	2.89 %
270 WORKERS COMP INS	0.00	549	0.00	0.00		549.00	100.00 %
** TOTAL OBJ SERIES: 200-299 EMPLOYEE BENEFITS	62,725.82	70,919	17,593.81	63,277.94		7,641.06	10.77 %
305 PROF & TECH SERV	14,188.13	6,500	0.00	2,220.00		4,280.00	65.84 %
325 INTERDEPT POSTAGE	3,009.82	2,500	101.54	2,342.97		157.03	6.28 %
329 POSTAGE & PARCEL	664.72	0	0.00	0.00		0.00	0.00 %
350 REPAIRS-MAINT SERV	695.00	1,000	0.00	384.75		615.25	61.52 %
352 REPAIR-MAINT VEHICLE	0.00	0	0.00	4,329.92		4,329.92-	0.00 %

OBJ FD	PRIOR YEAR ACTUAL	REVISED BUDGET	< 03/01/10 03/31/10	FISCAL YEAR 200907 EXPENDED THRU 03/31/10	ENCUMBERED THRU 03/31/10	REMAINING ON 03/31/10	PERCENT REMAINING
360 03	46.76-	0	0.00	0.00		0.00	0.00 %
360 TRAN CONT - PUB CARR							
361 TRAN - CONTRACTS	4,671,471.32	5,052,000	525,120.51	2,997,830.29		2,054,169.71	40.66 %
362 EXP IN LIEU OF TRANS	131,881.20	140,000	0.00	2,184.28		137,815.72	98.43 %
363 SNOW REMOVAL	119,319.41	125,000	53,232.31	135,748.57		10,748.57-	8.59-%
365 TRAN - FUEL CHGBK	23,956.76-	0	2,453.13-	11,530.48-		11,530.48	0.00 %
366 TRAVEL-BUSINESS	207.00	500	0.00	72.44		427.56	85.51 %
381 PRINTING-BINDING	1,724.00	6,500	0.00	1,521.00		4,979.00	76.60 %
385 INTERDEPT PRINTING	18.55	1,000	7.44	64.87		935.13	93.51 %
394 REGIST/ENTRY FEES	0.00	500	0.00	0.00		500.00	100.00 %
** TOTAL OBJ SERIES: 300-399 PURCHASED SERVICES	4,919,175.63	5,335,500	576,008.67	3,135,168.61		2,200,331.39	41.23 %
401 GENERAL SUPPLIES	12,937.51	10,000	707.14	4,070.37		5,929.63	59.29 %
442 GAS/OIL-NOT BUILD'G	445,096.21	550,000	72,835.18	329,783.51		220,216.49	40.03 %
489 PERIODICALS-PAPERS	217.00	400	0.00	0.00		400.00	100.00 %
** TOTAL OBJ SERIES: 400-499 SUPPLIES AND MATR'LS	458,250.72	560,400	73,542.32	333,853.88		226,546.12	40.42 %
530 EQUIP PURCH - NEW	0.00	0	0.00	0.00	36,255.00	36,255.00-	0.00 %
555 TECHNOLOGY EQUIPMENT	0.00	0	0.00	1,264.06		1,264.06-	0.00 %
** TOTAL OBJ SERIES: 500-599 CAPITAL EXPENDITURES	0.00	0	0.00	1,264.06	36,255.00	37,519.06-	0.00 %
820 DUES & MEMBERSHIPS	4,275.00	7,000	0.00	4,685.00		2,315.00	33.07 %
** TOTAL OBJ SERIES: 800-899 OTHER EXPENDITURES	4,275.00	7,000	0.00	4,685.00		2,315.00	33.07 %

80

OBJ FD	PRIOR YEAR ACTUAL	REVISED BUDGET	03/01/10 03/31/10	FISCAL YEAR 200907 EXPENDED THRU 03/31/10	ENCUMBERED THRU 03/31/10	REMAINING ON 03/31/10	PERCENT REMAINING
820 03							
*** 03 TRANSPORTATION	5,625,730.65	6,159,096	716,787.90	3,712,812.76	36,255.00	2,410,028.24	39.12 %
100 SALARY CONTINGENCY	0.00	170,637	0.00	0.00		170,637.00	100.00 %
110 ADMIN/SUPERVISION	326,220.28	326,222	27,185.02	244,655.18		81,566.82	25.00 %
120 ECFE/SCHOOL READINESS COOR	127,542.00	126,222	10,518.46	94,451.28		31,770.72	25.17 %
140 LIC CLASSROOM	880,075.83	678,679	57,770.88	460,049.06		218,629.94	32.21 %
141 NON-LIC CLASSROOM	2,257,173.67	1,365,982	106,935.60	974,887.06		391,094.94	28.63 %
143 LIC CLASSROOM SUPPORT	37,920.86	11,687	1,016.24	7,113.71		4,573.29	39.13 %
145 LICENSED SUBSTITUTE - DAILY	0.00	0	238.71	1,387.80		1,387.80-	0.00 %
146 SUBSTITUTE NON-LIC INSTRUCT	62.87	0	0.00	50.15		50.15-	0.00 %
154 SCHOOL NURSE	0.00	24,684	2,057.02	15,427.63		9,256.37	37.49 %
163 <DESC. NOT FOUND>	0.00	0	0.00	416.43		416.43-	0.00 %
170 SEC-CLERICAL-OTHER	309,777.04	319,097	25,971.70	234,048.66		85,048.34	26.65 %
171 CASUAL & OVERTIME	72,983.16	101,565	7,463.36	50,702.54		50,862.46	50.07 %
174 OPERATIONS SALARIES	32,133.51	0	0.00	0.00		0.00	0.00 %
175 SAL TRANSFERS-CLERICAL	47,096.48	47,701	3,975.10	35,769.03		11,931.97	25.01 %
176 DRIVERS SALARIES	4,558.08	4,623	385.24	3,464.33		1,158.67	25.06 %
179 OTHER SALARIES	4,993.86	6,000	816.66	2,153.73		3,846.27	64.10 %

81

OBJ FD	PRIOR YEAR ACTUAL	REVISED BUDGET	03/01/10 03/31/10	FISCAL YEAR 200907 EXPENDED THRU 03/31/10	ENCUMBERED THRU 03/31/10	REMAINING ON 03/31/10	PERCENT REMAINING
185 04							
185 LIC INSTRUCT - OTHER	41,334.17	201,217	25,773.87	184,073.81		17,143.19	8.51 %
186 NON-LIC INSTR - OTHER	18,055.63	768,410	75,310.54	597,254.94		171,155.06	22.27 %
195 CHARGEBACK SALARIES	0.00	48,000	0.00	0.00		48,000.00	100.00 %
** TOTAL OBJ SERIES: 100-199 SALARIES AND WAGES	4,159,927.44	4,200,726	345,418.40	2,905,905.34		1,294,820.66	30.82 %
201 TUITION REIMB	11,235.00	1,200	1,998.00	8,313.75		7,113.75	592.81-%
210 FICA	300,677.05	236,143	25,175.38	210,920.72		25,222.28	10.68 %
214 PERA	171,844.80	134,748	14,508.23	138,557.08		3,809.08	2.82-%
218 TRA	66,361.75	111,035	6,134.91	48,692.60		62,342.40	56.14 %
220 HEALTH INSURANCE	603,882.34	631,561	54,745.46	475,537.86		156,023.14	24.70 %
230 LIFE INSURANCE	3,632.40	3,602	316.69	2,555.39		1,046.61	29.05 %
235 DENTAL INSURANCE	32,070.51	30,125	2,638.24	22,144.82		7,980.18	26.49 %
240 LONG TERM DISABILITY	18,851.92	19,392	1,595.42	12,903.95		6,488.05	33.45 %
250 TSA MATCH	19,952.15	20,412	1,614.64	13,787.54		6,624.46	32.45 %
251 HEALTH REIMBURSEMENT	0.00	400	0.00	0.00		400.00	100.00 %
252 <DESC. NOT FOUND>	57,949.58	0	0.00	0.00		0.00	0.00 %
270 WORKERS COMP INS	18,590.32	23,541	215.82	449.84		23,091.16	98.08 %
290 <DESC. NOT FOUND>	636,862.13	0	0.00	0.00		0.00	0.00 %

8

OBJ FD	PRIOR YEAR ACTUAL	REVISED BUDGET	03/01/10 03/31/10	FISCAL YEAR 200907 EXPENDED THRU 03/31/10	ENCUMBERED THRU 03/31/10	REMAINING ON 03/31/10	PERCENT REMAINING
295 04							
295 EMPLOYEE BENEFITS	0.00	12,000	0.00	0.00		12,000.00	100.00 %
** TOTAL OBJ SERIES: 200-299 EMPLOYEE BENEFITS	1,941,909.95	1,224,159	108,942.79	933,863.55		290,295.45	23.71 %
305 PROF & TECH SERVICES	467,560.17	513,091	42,031.48	294,773.75		218,317.25	42.54 %
319 OTHER PERS SERV	293.60	1,000	50.70	745.45		254.55	25.45 %
320 COMMUNICATION SERVICES	4,410.61	17,950	268.53	2,164.16		15,785.84	87.94 %
325 INTERDEPT POSTAGE	14,868.72	13,710	1,582.78	12,062.89		1,647.11	12.01 %
329 POSTAGE & PARCEL	236.31	5,250	52.80	341.63		4,908.37	93.49 %
330 ELECTRICITY	48,476.08	55,000	3,888.02	33,941.98		21,058.02	38.28 %
331 WATER & SEWER	3,586.42	5,000	360.25	2,364.96		2,635.04	52.70 %
332 NATURAL GAS	15,970.40	30,000	2,438.06	12,042.15		17,957.85	59.85 %
334 REFUSE REMOVAL	8,254.03	8,000	921.41	8,304.25		304.25-	3.80-%
350 REPAIRS-MAINT SERV	79,134.50	68,213	14,083.11	59,633.43		8,579.57	12.57 %
361 TRANS CONTRACTS	44,256.74	33,500	1,472.18	37,661.44		4,161.44-	12.42-%
365 TRANS FUEL CHGBK	5,185.35	5,400	266.66	1,778.18		3,621.82	67.07 %
366 TRAVEL-BUSINESS	8,155.61	11,550	118.00	2,642.05		8,907.95	77.12 %
370 RENTALS & LEASES	17,327.43	17,914	2,043.55	13,867.69		4,046.31	22.58 %
380 ADVERTISING	471.45	3,100	0.00	1,260.00		1,840.00	59.35 %

OBJ FD	PRIOR YEAR ACTUAL	REVISED BUDGET	03/01/10 03/31/10	FISCAL YEAR 200907 EXPENDED THRU 03/31/10	ENCUMBERED THRU 03/31/10	REMAINING ON 03/31/10	PERCENT REMAINING
381 04	96,076.27	117,720	2,687.01	88,210.74	3,874.50	25,634.76	21.77 %
381 PRINTING-BINDING							
394	70,724.22	71,815	929.76	35,869.15		35,945.85	50.05 %
394 REGIST/ENTRY FEES							
398	14,500.00	0	0.00	1,194.85		1,194.85-	0.00 %
398 MISC CHARGEBACK							
** TOTAL OBJ SERIES: 300-399 PURCHASED SERVICES	899,487.91	978,213	73,194.30	608,858.75	3,874.50	365,479.75	37.36 %
401	138,727.15	98,925	10,130.30	89,589.44	1,566.44	7,769.12	7.85 %
401 GENERAL SUPPLIES							
430	6,101.55	24,500	825.29	29,941.07	381.75	5,822.82-	23.76-%
430 INSTRUCT SUPPLIES							
433	5,414.25	8,515	0.00	3,467.53		5,047.47	59.27 %
433 INDIVID INSTR MAT							
445	7,979.42	7,000	1,749.50	8,336.65	387.64	1,724.29-	24.63-%
445 MATERIALS FOR RESALE							
460	53,471.14	51,682	32.00-	8,158.68	56.79	43,466.53	84.10 %
460 TEXT & WORKBOOKS							
461	0.00	6,000	0.00	675.00		5,325.00	88.75 %
461 STANDARDIZED TESTS							
489	77.72	1,350	0.00	154.41		1,195.59	88.56 %
489 PERIODIALS-PAPERS							
490	163,213.59	146,550	12,942.20	123,556.93		22,993.07	15.68 %
490 FOOD							
495	11,342.31	4,500	772.01	8,047.07		3,547.07-	78.82-%
495 MILK							
** TOTAL OBJ SERIES: 400-499 SUPPLIES AND MATR'LS	386,327.13	349,022	26,387.30	271,926.78	2,392.62	74,702.60	21.40 %
530	6,479.23	10,500	0.00	9,067.93		1,432.07	13.63 %
530 EQUIP PURCH - NEW							
555	2,129.94	4,500	55.39	1,344.11		3,155.89	70.13 %
555 TECHNOLOGY EQUIPMENT							
590	165.90	4,800	159.95	8,420.25		3,620.25-	75.42-%
590 OTHER CAP [SOFTWARE]							
** TOTAL OBJ SERIES: 500-599 CAPITAL EXPENDITURES	8,775.07	19,800	215.34	18,832.29		967.71	4.88 %

84

OBJ FD	PRIOR YEAR ACTUAL	REVISED BUDGET	03/01/10 03/31/10	FISCAL YEAR 200907 EXPENDED THRU 03/31/10	ENCUMBERED THRU 03/31/10	REMAINING ON 03/31/10	PERCENT REMAINING
820 04							
820 DUES & MEMBERSHIPS	4,555.00	6,850	1,270.00	2,989.15		3,860.85	56.36 %
899 MISC EXPENSES	0.00	500	0.00	0.00		500.00	100.00 %
** TOTAL OBJ SERIES: 800-899 OTHER EXPENDITURES	4,555.00	7,350	1,270.00	2,989.15		4,360.85	59.33 %
*** 04 COMMUNITY SERVICE	7,400,982.50	6,779,270	555,428.13	4,742,375.86	6,267.12	2,030,627.02	29.95 %
195 SALARY CHAGEBACK	3,109.27	0	0.00	0.00		0.00	0.00 %
** TOTAL OBJ SERIES: 100-199 SALARIES AND WAGES	3,109.27	0	0.00	0.00		0.00	0.00 %
305 PROF & TECH SERV	1,588,148.74	0	1,222.96	318,329.65		318,329.65-	0.00 %
398 SERVICES CHARGEBACK	1,677.49	0	0.00	0.00		0.00	0.00 %
** TOTAL OBJ SERIES: 300-399 PURCHASED SERVICES	1,589,826.23	0	1,222.96	318,329.65		318,329.65-	0.00 %
520 BUILDING CONSTRUCTION	14,896,474.76	12,054,353	82,504.55	9,641,910.29	106,509.93	2,305,932.78	19.12 %
** TOTAL OBJ SERIES: 500-599 CAPITAL EXPENDITURES	14,896,474.76	12,054,353	82,504.55	9,641,910.29	106,509.93	2,305,932.78	19.12 %
*** 06 CAPITAL PROJECTS	16,489,410.26	12,054,353	83,727.51	9,960,239.94	106,509.93	1,987,603.13	16.48 %
710 BOND, PRINCIPAL	3,470,000.00	3,750,000	0.00	3,750,000.00		0.00	0.00 %
720 BOND, INTEREST	3,281,115.83	3,237,782	0.00	4,019,672.08		781,890.08-	24.14-%
790 OTHER DEBT SERV EXP	2,950.00	5,500	400.00	1,700.00		3,800.00	69.09 %
** TOTAL OBJ SERIES: 700-799 DEBT SERVICE	6,754,065.83	6,993,282	400.00	7,771,372.08		778,090.08-	11.12-%
*** 07 DEBT SERVICE	6,754,065.83	6,993,282	400.00	7,771,372.08		778,090.08-	11.12-%
299 OTHER EMPLOYEE BENEFITS	854,633.67	925,000	73,179.52	651,085.57		273,914.43	29.61 %
** TOTAL OBJ SERIES: 200-299 EMPLOYEE BENEFITS	854,633.67	925,000	73,179.52	651,085.57		273,914.43	29.61 %
*** 08 FLEX BENEFIT FUND	854,633.67	925,000	73,179.52	651,085.57		273,914.43	29.61 %
394 REGIST/ENTRY FEES	0.00	0	450.00	450.00		450.00-	0.00 %
** TOTAL OBJ SERIES: 300-399 PURCHASED SERVICES	0.00	0	450.00	450.00		450.00-	0.00 %

85

STATEMENT OF EXPENDITURES

DIST 191 Burnsville-Eagan-Savage ISD191 ACCOUNTING PERIOD 03/01/10 TO 03/31/10

OBJ FD	PRIOR YEAR ACTUAL	REVISED BUDGET	03/01/10 03/31/10	FISCAL YEAR 200907 EXPENDED THRU 03/31/10	ENCUMBERED THRU 03/31/10	REMAINING ON 03/31/10	PERCENT REMAINING
400 09							
400 CONTINGENCY	0.00	12,537-	0.00	0.00		12,537.00-	100.00 %
401 GENERAL SUPPLIES	39.50	0	0.00	0.00		0.00	0.00 %
** TOTAL OBJ SERIES: 400-499 SUPPLIES AND MATR'LS	39.50	12,537-	0.00	0.00		12,537.00-	100.00 %
898 STUDENT SCHOLARSHIPS	45,050.00	54,537	0.00	10,966.25		43,570.75	79.89 %
899 STUDENT SCHOLARSHIPS	2,500.00	0	0.00	5,000.00		5,000.00-	0.00 %
** TOTAL OBJ SERIES: 800-899 OTHER EXPENDITURES	47,550.00	54,537	0.00	15,966.25		38,570.75	70.72 %
*** 09 SCHOLARSHIP FUND	47,589.50	42,000	450.00	16,416.25		25,583.75	60.91 %
235 DENTAL INSURANCE	5,299.80	5,999	411.25	2,878.75		3,120.25	52.01 %
291 CONTINUING EMPLOYEE BENEFITS	88,585.44	105,873	8,006.29	56,044.03		49,828.97	47.06 %
** TOTAL OBJ SERIES: 200-299 EMPLOYEE BENEFITS	93,885.24	111,872	8,417.54	58,922.78		52,949.22	47.33 %
*** 10 PRIN EARLY RET INS FUND	93,885.24	111,872	8,417.54	58,922.78		52,949.22	47.33 %
186 NON-LIC INSTR - OTHER	0.00	29,039	3,084.15	20,716.49		8,322.51	28.65 %
** TOTAL OBJ SERIES: 100-199 SALARIES AND WAGES	0.00	29,039	3,084.15	20,716.49		8,322.51	28.65 %
210 FICA	0.00	2,200	235.94	1,584.81		615.19	27.96 %
214 PERA	0.00	1,741	129.24	925.87		815.13	46.81 %
218 TRA	0.00	0	17.16-	5.43-		5.43	0.00 %
** TOTAL OBJ SERIES: 200-299 EMPLOYEE BENEFITS	0.00	3,941	348.02	2,505.25		1,435.75	36.43 %
305 PROF & TECH SERV	0.00	0	305.19	989.00		989.00-	0.00 %
366 TRAVEL/CONFERENCES	0.00	0	0.00	31.79		31.79-	0.00 %
** TOTAL OBJ SERIES: 300-399 PURCHASED SERVICES	0.00	0	305.19	1,020.79		1,020.79-	0.00 %

STATEMENT OF EXPENDITURES

DIST 191 Burnsville-Eagan-Savage ISD191 ACCOUNTING PERIOD 03/01/10 TO 03/31/10

OBJ FD	PRIOR YEAR	REVISED BUDGET	03/01/10 03/31/10	FISCAL YEAR 200907 EXPENDED THRU 03/31/10	ENCUMBERED THRU 03/31/10	REMAINING ON 03/31/10	PERCENT REMAINING
401 15							
401 GENERAL SUPPLIES	0.00	0	0.00	601.27		601.27-	0.00 %
450 MATERIALS FOR RESALE	0.00	36,439	6,607.82	27,574.87		8,864.13	24.32 %
** TOTAL OBJ SERIES: 400-499 SUPPLIES AND MATR'LS	0.00	36,439	6,607.82	28,176.14		8,262.86	22.67 %
820 DUES, MBRSHPS, LICENSES & FEES	0.00	0	0.00	690.89		690.89-	0.00 %
** TOTAL OBJ SERIES: 800-899 OTHER EXPENDITURES	0.00	0	0.00	690.89		690.89-	0.00 %
*** 15 CAFE	0.00	69,419	10,345.18	53,109.56		16,309.44	23.49 %
299 DENTAL CLAIMS	815,808.80	828,000	91,679.78	671,414.27		156,585.73	18.91 %
** TOTAL OBJ SERIES: 200-299 EMPLOYEE BENEFITS	815,808.80	828,000	91,679.78	671,414.27		156,585.73	18.91 %
305 PROF & TECH SERV	81,229.67	72,000	6,769.14	59,913.34		12,086.66	16.78 %
** TOTAL OBJ SERIES: 300-399 PURCHASED SERVICES	81,229.67	72,000	6,769.14	59,913.34		12,086.66	16.78 %
*** 20 ISF - DENTAL	897,038.47	900,000	98,448.92	731,327.61		168,672.39	18.74 %
191 SEVERANCE PAY	530,439.51	1,245,720	0.00	8,038.00-		1,253,758.00	100.64 %
192 CHANGE TO OPEB SEV LIABILITY	304,706.88-	0	0.00	0.00		0.00	0.00 %
** TOTAL OBJ SERIES: 100-199 SALARIES AND WAGES	225,732.63	1,245,720	0.00	8,038.00-		1,253,758.00	100.64 %
220 HEALTH INSURANCE	0.00	0	0.00	125,500.44		125,500.44-	0.00 %
230 LIFE INSURANCE	0.00	0	0.00	15.00		15.00-	0.00 %
235 DENTAL INSURANCE	0.00	0	0.00	967.32		967.32-	0.00 %
** TOTAL OBJ SERIES: 200-299 EMPLOYEE BENEFITS	0.00	0	0.00	126,482.76		126,482.76-	0.00 %
*** 21 ISF - POST RETIREMENT BENEFIT	225,732.63	1,245,720	0.00	118,444.76		1,127,275.24	90.49 %
910 TRANSFERS TO OTHER FUNDS	2,595,313.32	0	0.00	0.00		0.00	0.00 %
** TOTAL OBJ SERIES: 900-999 OTHER FINANCING USES	2,595,313.32	0	0.00	0.00		0.00	0.00 %
*** 22 ISF - HEALTH SELECT 105	2,595,313.32	0	0.00	0.00		0.00	0.00 %

OBJ FD	PRIOR YEAR	REVISD BUDGET	03/01/10 03/31/10	FISCAL YEAR 200907 EXPENDED THRU 03/31/10	ENCUMBERED THRU 03/31/10	REMAINING ON 03/31/10	PERCENT REMAINING
220 25							
220 <DESC. NOT FOUND>	1,865,823.64	1,954,000	112,979.99	567,366.47		1,386,633.53	70.96 %
230 <DESC. NOT FOUND>	53,263.32	80	52.50	613.75		533.75	667.18-%
235 <DESC. NOT FOUND>	41,831.64	5,925	5,748.21	29,033.23		23,108.23	390.01-%
** TOTAL OBJ SERIES: 200-299 EMPLOYEE BENEFITS	1,960,918.60	1,960,005	118,780.70	597,013.45		1,362,991.55	69.54 %
305 <DESC. NOT FOUND>	0.00	0	145.81	187.47		187.47	0.00 %
** TOTAL OBJ SERIES: 300-399 PURCHASED SERVICES	0.00	0	145.81	187.47		187.47	0.00 %
*** 25 OPEB REVOCABLE TRUST	1,960,918.60	1,960,005	118,926.51	597,200.92		1,362,804.08	69.53 %
720 BOND, INTEREST	0.00	781,890	0.00	0.00		781,890.00	100.00 %
** TOTAL OBJ SERIES: 700-799 DEBT SERVICE	0.00	781,890	0.00	0.00		781,890.00	100.00 %
∞ ∞*** 47 <DESC. NOT FOUND>	0.00	781,890	0.00	0.00		781,890.00	100.00 %
*** REPORT TOTALS:	164,224,140.69	150,039,645	10,445,619.50	97,091,350.55	700,165.63	52,248,128.82	34.82 %

BURNSVILLE-EAGAN-SAVAGE

Independent School District 191

DISTRICT EXPENDITURE BUDGET

BY

PROGRAM/DEPARTMENT

WITHIN FUND

March, 2010

ACCT STATUS: Active and Next Year Accts ACCOUNT RANGES: 01- TO 99-999
 ZERO BALANCES: Suppress Zero Balances
 SORTED BY: ACCOUNT FD PRG
 SUBTOTALLED BY: ACCOUNT FD PRG
 SERIES TOTALS: ACCOUNT PRG
 PAGE BREAK ON: <None Selected>

PRG FD	PRIOR YEAR	REVIS	FISCAL YEAR	EXPEN	ENCUMBERED	REMAINING	PERCENT
010 01	ACTUAL	BUDGET	03/01/10 03/31/10	THRU 03/31/10	THRU 03/31/10	ON 03/31/10	REMAINING
010 BOARD OF EDUCATION	94,547.89	104,439	5,460.76	70,218.57	456.00	33,764.43	32.32 %
020 SUPERINTENDENT	438,754.64	404,315	26,226.75	240,894.11		163,420.89	40.41 %
030 ASSIST SUP'T	248,871.79	164,534	5,224.38	52,396.02		112,137.98	68.15 %
050 SCHOOL ADMINISTRATION	5,358,631.40	4,302,998	328,428.31	2,918,090.29	43,832.02	1,341,075.69	31.16 %
** TOTAL PRG SERIES: 000-099 ADMINISTRATION	6,140,805.72	4,976,286	365,340.20	3,281,598.99	44,288.02	1,650,398.99	33.16 %
06 105 GEN ADMIN SUPPORT	205,134.10	162,310	10,292.48	117,973.83	15,557.81	28,778.36	17.73 %
107 OTH ADMIN SUPPORT	26,840.64	0	0.00	0.00		0.00	0.00 %
110 BUSINESS SERVICES	1,542,190.75	1,341,315	105,001.56	1,074,569.37	170.46	266,575.17	19.87 %
130 COMMUNITY RELATIONS	302,262.51	354,996	28,417.70	240,570.27	8,000.00	106,425.73	29.97 %
140 DATA PROCESSING	679,418.12	750,474	17,534.41	590,867.05	8,574.04	151,032.91	20.12 %
150 LEGAL SERVICES	20,772.20	0	0.00	6,258.10		6,258.10-	0.00 %
160 HUMAN RESOURCES	657,228.37	628,562	53,265.94	464,287.03	1,159.66	163,115.31	25.95 %
170 PRINTING	44,113.15	38,500	3,245.80-	21,577.16	329.48	16,593.36	43.09 %
180 CENSUS	26,189.09	28,569	1,878.16	17,384.61		11,184.39	39.14 %
195 COMMUNITY PARTNERSHIP	480.00	3,000	145.00	575.00		2,425.00	80.83 %

PRG FD	PRIOR YEAR ACTUAL	REVISED BUDGET	03/01/10 03/31/10	FISCAL YEAR 200907 EXPENDED THRU 03/31/10	ENCUMBERED THRU 03/31/10	REMAINING ON 03/31/10	PERCENT REMAINING
197 01	35,799.59	167,633	564.82	30,366.85	3.71	137,262.44	81.88 %
199 SCHOOL ELECTIONS	6,727.34	0	0.00	0.00		0.00	0.00 %
** TOTAL PRG SERIES: 100-199 DIST. SUPPORT SERV.	3,547,155.86	3,475,359	213,854.27	2,564,429.27	33,795.16	877,134.57	25.23 %
201 KINDERGARTEN	1,548,282.84	1,582,039	132,039.47	994,701.79	191.88	587,145.33	37.11 %
202 PRIMARY (1-3)	6,994,170.53	8,293,288	707,350.14	5,179,160.56	3,167.78	3,110,959.66	37.51 %
203 INTERMEDIATE (4-6)	14,964,092.56	10,108,710	838,945.99	6,290,644.69	3,240.12	3,814,825.19	37.73 %
204 TITLE II TEACHER TRAINING	447,441.33	356,570	31,424.29	218,480.20		138,089.80	38.72 %
205 TITLE III - LEP	122,516.81	165,547	14,325.99	134,116.33	2,638.20	28,792.47	17.39 %
206 TITLE IV SAFE & DRUG FREE	2,669.00	0	0.00	0.00		0.00	0.00 %
208 ELE/SEC MIDDLE SCH'L	12,701.47	0	948.82	4,505.45		4,505.45	0.00 %
210 TECHNOLOGY GRANT	0.00	1,187	0.00	0.00		1,187.00	100.00 %
211 SECONDARY ED-GENERAL	8,438,092.03	2,957,486	321,102.39	2,339,845.55	8,296.57	609,343.88	20.60 %
212 ART	785,957.31	862,807	78,048.41	570,377.41	3,672.17	288,757.42	33.46 %
215 BUSINESS	63,349.27	67,052	8,640.23	43,890.82		23,161.18	34.54 %
216 TITLE I EDUCATIONALLY DISADVAN	1,176,410.00	1,554,007	118,829.79	891,967.05		662,039.95	42.60 %
217 ASSURANCE OF MASTERY	232,535.18	307,618	18,602.70	133,769.29		173,848.71	56.51 %
218 SCHOOL ENRICHMENT PROG	654,297.86	508,540	44,303.38	319,825.69	3,809.10	184,905.21	36.36 %

16

PRG FD	PRIOR YEAR ACTUAL	REVISED BUDGET	03/01/10 03/31/10	FISCAL YEAR 200907 EXPENDED THRU 03/31/10	ENCUMBERED THRU 03/31/10	REMAINING ON 03/31/10	PERCENT REMAINING
219 01							
219 ESL	2,673,006.01	2,930,500	249,274.73	1,793,389.49		1,137,110.51	38.80 %
220 LANGUAGE ARTS	2,621,601.53	2,703,362	270,424.16	1,763,422.60	32,306.70	907,632.70	33.57 %
230 WORLD LANGUAGES	1,118,315.31	1,171,952	106,093.57	757,203.59	0.01	414,748.40	35.38 %
240 PHY ED-HEALTH-REC	2,135,847.02	2,116,069	178,143.11	1,321,720.79	6,070.43	788,277.78	37.25 %
250 FAMILY LIVING SCIENCE	158,935.11	149,006	13,854.86	98,136.31	496.84	50,372.85	33.80 %
255 INDUSTRIAL EDUCATION	382,594.98	434,924	35,186.01	269,887.65	656.80	164,379.55	37.79 %
256 MATHEMATICS	2,408,737.83	2,750,913	232,951.36	1,729,516.84	406.26	1,020,989.90	37.11 %
258 MUSIC	1,698,110.69	1,951,375	187,949.45	1,276,767.87	675.76	673,931.37	34.53 %
260 NATURAL SCIENCES	3,020,383.76	3,294,344	276,013.95	2,093,050.94	294.11	1,200,998.95	36.45 %
270 SOCIAL STUDIES	2,628,272.68	2,634,903	227,890.32	1,693,072.89	706.61	941,123.50	35.71 %
280 OTH REG INSTRUCTIONAL SEC	0.00	504,338	0.00	0.00		504,338.00	100.00 %
291 CO-CURRICULAR	563,833.57	719,422	56,605.10	557,227.33	1,987.90	160,206.77	22.26 %
292 BOYS/GIRLS ATHLETICS	360,826.61	368,878	39,901.17	391,745.29	47.22	22,914.51-	6.21-%
294 BOYS ATHLETICS	439,928.68	436,347	34,299.62	347,878.28	6,100.75	82,367.97	18.87 %
296 GIRLS ATHLETICS	404,189.86	422,757	31,687.74	333,707.69	3,940.21	85,109.10	20.13 %
** TOTAL PRG SERIES: 200-299 REGULAR INSTRUCTION	56,057,099.83	49,353,941	4,254,836.75	31,548,012.39	78,705.42	17,727,223.19	35.91 %
311 DISTRIBUTIVE EDUCATION	27,003.21	11,213	3,484.94	8,276.06	6,302.54	3,365.60-	30.01-%

92

PRG FD	PRIOR YEAR ACTUAL	REVISED BUDGET	03/01/10 03/31/10	FISCAL YEAR 200907 EXPENDED THRU 03/31/10	ENCUMBERED THRU 03/31/10	REMAINING ON 03/31/10	PERCENT REMAINING
331 01							
331 HOME ECONOMICS ED	369,693.75	318,874	25,379.77	180,402.96	297.00	138,174.04	43.33 %
341 BUSINESS & OFFICE ED	142,906.94	152,795	13,456.16	90,077.99		62,717.01	41.04 %
351 TECHNICAL EDUCATION	13,966.75	17,152	2,090.00	8,922.01	68.80	8,161.19	47.58 %
361 TRADE-INDUSTRIAL ED	132,681.38	134,873	11,207.84	83,252.36		51,620.64	38.27 %
380 SPECIAL NEEDS	627,203.11	607,118	50,488.93	382,645.17	32.75	224,440.08	36.96 %
399 VOCATIONAL-GENERAL	521,632.17	341,962	29,679.60	292,948.47		49,013.53	14.33 %
** TOTAL PRG SERIES: 300-399 VOCATIONAL INSTRUC.	1,835,087.31	1,583,987	135,787.24	1,046,525.02	6,701.09	530,760.89	33.50 %
400 GENERAL SPECIAL ED	3,939,293.15	115,848-	16,070.47	93,316.28	736.18	209,900.46-	181.18 %
401 SPEECH/LANGUAGE IMPAIRED	1,245,566.31	1,355,017	110,637.39	834,057.67	908.70	520,050.63	38.37 %
402 MMM MENTALLY IMP - MILD-MOD	836,416.21	1,195,105	87,432.73	665,256.47	57.39	529,791.14	44.33 %
403 MSMI MENTALLY IMP - MOD-SEVERE	1,267,845.50	1,136,102	99,481.79	675,895.75	399.51	459,806.74	40.47 %
404 PHYSICALLY IMPAIRED	476,312.45	627,305	23,195.06	177,215.65		450,089.35	71.74 %
405 DEAF-HARD OF HEARING	141,544.16	140,600	0.00	75.00		140,525.00	99.94 %
406 VISUALLY IMPAIRED	253,146.84	200,165	4,151.84	29,389.48		170,775.52	85.31 %
407 LD SPECIFIC LRNING DISABILITY	3,695,574.20	3,247,185	263,120.35	1,932,599.88	727.83	1,313,857.29	40.46 %
408 EBD EMOTION/BEHAVIOR DISORDER	4,672,850.15	4,344,180	348,557.47	2,584,890.69	136.63	1,759,152.68	40.49 %
410 OTHER HEALTH IMPAIRED	405,470.92	351,100	57,913.95	220,533.28	110.97	130,455.75	37.15 %

96

PRG FD	PRIOR YEAR ACTUAL	REVISED BUDGET	03/01/10 03/31/10	FISCAL YEAR 200907 EXPENDED THRU 03/31/10	ENCUMBERED THRU 03/31/10	REMAINING ON 03/31/10	PERCENT REMAINING
411 01							
411 AUTISTIC	2,350,076.06	2,370,082	206,954.73	1,423,332.84	1,052.99	945,696.17	39.90 %
412 EARLY CHILDHOOD SPEC EDUCATION	3,223,171.18	3,031,889	239,906.98	1,846,630.03	7,706.31	1,177,552.66	38.83 %
414 TRAUMATIC BRAIN INJURY	0.00	0	0.00	120.00		120.00-	0.00 %
416 SEVERELY MULTIPLY IMPAIRED	6,716.39	7,000	0.00	0.00		7,000.00	100.00 %
420 SPECIAL ED-GENERAL	2,146,242.82	3,084,968	223,317.84	1,999,704.05	32,469.66	1,052,794.29	34.12 %
430 HOMEBOUND	43,606.25	41,688	5,168.47	31,281.13		10,406.87	24.96 %
472 SP ED - HEALTH SERVICES	389,903.61	400,563	30,507.47	245,517.20		155,045.80	38.70 %
473 SP ED - PSYCHOLOGICAL SERV	844,581.55	848,678	68,613.91	527,985.21		320,692.79	37.78 %
474 SP ED - SOCIAL WORK	0.00	0	379.31	868.90		868.90-	0.00 %
** TOTAL PRG SERIES: 400-499 SPECIAL ED INSTRUCT.	25,938,317.75	22,265,779	1,785,409.76	13,288,669.51	44,306.17	8,932,803.32	40.11 %
520 BALC - DIPLOMA	105,861.65	197,731	5,560.49	116,478.90		81,252.10	41.09 %
** TOTAL PRG SERIES: 500-599 COMMUNITY ED & SERV	105,861.65	197,731	5,560.49	116,478.90		81,252.10	41.09 %
600 <DESC. NOT FOUND>	718,219.40	36,821-	0.00	0.00		36,821.00-	100.00 %
605 GENERAL INSTRUCT SUPPORT	1,191,012.26	1,355,365	111,646.54	955,615.16		399,749.84	29.49 %
610 CURR CONSULT/DEVELOP	1,632,051.04	1,913,900	128,048.94	844,823.14	11,300.73	1,057,776.13	55.26 %
620 EDUCATIONAL MEDIA	913,050.98	978,160	79,530.37	648,843.00	25,410.69	303,906.31	31.06 %
640 STAFF DEVELOPMENT	2,382,621.68	2,581,204	127,530.82	757,435.44		1,823,768.56	70.65 %

94

PRG FD	PRIOR YEAR ACTUAL	REVISED BUDGET	03/01/10 03/31/10	FISCAL YEAR 200907 EXPENDED THRU 03/31/10	ENCUMBERED THRU 03/31/10	REMAINING ON 03/31/10	PERCENT REMAINING
680 01							
680 COMP ASSIST INSTRUCT	1,270,890.02	1,932,042	84,012.89	989,119.27	32,567.00	910,355.73	47.11 %
690 OTHR INSTR SUPP SERV	43,533.42	48,600	5,374.54	36,860.45		11,739.55	24.15 %
** TOTAL PRG SERIES: 600-699 INSTRUC SUPPORT SERV	8,151,378.80	8,772,450	536,144.10	4,232,696.46	69,278.42	4,470,475.12	50.96 %
710 COUNSELING/GUIDANCE	1,545,601.22	1,124,085	97,201.55	744,393.43	600.00	379,091.57	33.72 %
720 HEALTH SERVICES	1,083,308.99	879,932	82,814.31	596,347.14	1,620.27	281,964.59	32.04 %
740 ATTEND/SOC WORK SERV	486,729.19	604,076	9,677.34	389,251.35		214,824.65	35.56 %
760 PUPIL TRANSPORTATION	25,173.12	2,189-	0.00	0.00		2,189.00-	100.00 %
96770 FOOD SERVICES	1,025.00	0	162.00	162.00		162.00-	0.00 %
780 ALCOHOL/DRUG PREV PRG	25,779.29	34,552	0.00	982.57		33,569.43	97.15 %
790 OTHER PUPIL SUPPORT SERVICES	365,683.20	548,025	18,523.49-	274,090.23	5,614.00	268,320.77	48.96 %
791 DIVERSITY/PEER LDRSHP	0.00	6,709	785.10	5,616.94		1,092.06	16.27 %
792 PUPIL APPRAISAL	221,831.52	363,211	26,194.73	303,858.22		59,352.78	16.34 %
** TOTAL PRG SERIES: 700-799 PUPIL SUPPORT SERV	3,755,131.53	3,558,401	198,311.54	2,314,701.88	7,834.27	1,235,864.85	34.73 %
810 OPERATIONS	7,324,474.22	7,102,383	633,484.91	5,000,638.23	167,799.55	1,933,945.22	27.22 %
811 MAINTENANCE	1,078,317.84	1,206,899	189,162.34	1,014,172.81	49,242.62	143,483.57	11.88 %
850 FACILITIES	1,625,243.44	1,826,667	74,654.14	1,125,177.57	18,417.85	683,071.58	37.39 %
** TOTAL PRG SERIES: 800-899 SITE,BUILDINGS,EQUIP	10,028,035.50	10,135,949	897,301.39	7,139,988.61	235,460.02	2,760,500.37	27.23 %
910 <DESC. NOT FOUND>	69,323.00	0	0.00	0.00		0.00	0.00 %

PRG FD	PRIOR YEAR ACTUAL	REVISED BUDGET	03/01/10 03/31/10	FISCAL YEAR 200907 EXPENDED THRU 03/31/10	ENCUMBERED THRU 03/31/10	REMAINING ON 03/31/10	PERCENT REMAINING
920 01							
920 SHORT TERM DEBT	0.00	0	2,000.00	2,000.00		2,000.00-	0.00 %
930 EMPLOYEE BENEFITS	0.00	0	0.00	97,632.25		97,632.25-	0.00 %
940 PROPERTY & OTHER INS	195,088.10	500,000	16,077.60	202,268.83		297,731.17	59.54 %
950 TRANSFERS	781,889.58	2,765,891	0.00	0.00		2,765,891.00	100.00 %
** TOTAL PRG SERIES: 900-999 FISCAL & OTHER FIXED	1,046,300.68	3,265,891	18,077.60	301,901.08		2,963,989.92	90.75 %
*** 01 GENERAL	116,605,174.63	107,585,774	8,410,623.34	65,835,002.11	520,368.57	41,230,403.32	38.32 %
770 FOOD SERVICES	4,673,665.39	4,431,964	368,884.95	2,843,040.35	30,765.01	1,558,158.64	35.15 %
** TOTAL PRG SERIES: 700-799 PUPIL SUPPORT SERV	4,673,665.39	4,431,964	368,884.95	2,843,040.35	30,765.01	1,558,158.64	35.15 %
*** 02 FOOD SERVICE	4,673,665.39	4,431,964	368,884.95	2,843,040.35	30,765.01	1,558,158.64	35.15 %
760 PUPIL TRANSPORTATION	5,625,730.65	6,159,096	716,787.90	3,712,115.76	36,255.00	2,410,725.24	39.14 %
** TOTAL PRG SERIES: 700-799 PUPIL SUPPORT SERV	5,625,730.65	6,159,096	716,787.90	3,712,115.76	36,255.00	2,410,725.24	39.14 %
930 EMPLOYEE BENEFITS	0.00	0	0.00	697.00		697.00-	0.00 %
** TOTAL PRG SERIES: 900-999 FISCAL & OTHER FIXED	0.00	0	0.00	697.00		697.00-	0.00 %
*** 03 TRANSPORTATION	5,625,730.65	6,159,096	716,787.90	3,712,812.76	36,255.00	2,410,028.24	39.12 %
505 COMM SERV - GENERAL	988,422.93	363,321	27,107.13	260,109.94	735.72	102,475.34	28.20 %
510 ADULT EDUCATION	304,451.98	359,990	26,608.51	211,477.08		148,512.92	41.25 %
511 ADULT RECREATION	10,184.10	13,774	1,560.06	9,794.93		3,979.07	28.88 %
520 ADULT BASIC ED	483,876.69	474,646	42,711.86	356,049.40	109.75	118,486.85	24.96 %
550 PRESCHOOL	208,327.89	219,343	23,530.08	154,947.81		64,395.19	29.35 %
551 ELEMENTARY	315,493.28	379,014	38,947.35	221,892.27	674.50	156,447.23	41.27 %

96

PRG FD	PRIOR YEAR ACTUAL	REVISED BUDGET	03/01/10 03/31/10	FISCAL YEAR 200907 EXPENDED THRU 03/31/10	ENCUMBERED THRU 03/31/10	REMAINING ON 03/31/10	PERCENT REMAINING
552 04	96,445.17	145,375	9,294.84	91,206.53		54,168.47	37.26 %
552 SECONDARY							
553 GTI GIFTED/TALENTED	44,992.83	61,368	147.79	45,873.09	3,200.00	12,294.91	20.03 %
554 SES	0.00	32,698	7,755.14	54,927.79		22,229.79-	67.98-%
560 RECREATION	162,133.49	202,217	12,835.26	134,182.81		68,034.19	33.64 %
570 PROJECT KIDS	2,314,429.76	2,117,851	165,612.09	1,532,087.57		585,763.43	27.65 %
571 PROJ KIDS - PRESCHOOL	1,199,444.32	1,117,923	85,860.15	779,849.15	61.32	338,012.53	30.23 %
580 EARLY CHILD & FAMILY ED	540,986.03	513,439	48,908.94	373,196.56	819.00	139,423.44	27.15 %
582 SCHOOL READINESS	112,619.94	118,378	9,039.66	69,184.71		49,193.29	41.55 %
583 PRESCHOOL SCREENING	53,508.01	0	315.58	4,262.90		4,262.90-	0.00 %
585 YOUTH DEV/SERV	58,630.69	60,243	6,553.28	48,941.16		11,301.84	18.76 %
586 AFTER SCHOOL ENRICHMENT	60,902.77	67,665	11,044.99	42,681.43	222.40	24,761.17	36.59 %
590 OTHER COMM SERVICES	446,132.62	532,025	37,595.42	351,710.73	444.43	179,869.84	33.80 %
** TOTAL PRG SERIES: 500-599 COMMUNITY ED & SERV	7,400,982.50	6,779,270	555,428.13	4,742,375.86	6,267.12	2,030,627.02	29.95 %
*** 04 COMMUNITY SERVICE	7,400,982.50	6,779,270	555,428.13	4,742,375.86	6,267.12	2,030,627.02	29.95 %
850 FACILITIES	16,489,410.26	12,054,353	83,727.51	9,960,239.94	106,509.93	1,987,603.13	16.48 %
** TOTAL PRG SERIES: 800-899 SITE,BUILDINGS,EQUIP	16,489,410.26	12,054,353	83,727.51	9,960,239.94	106,509.93	1,987,603.13	16.48 %
*** 06 CAPITAL PROJECTS	16,489,410.26	12,054,353	83,727.51	9,960,239.94	106,509.93	1,987,603.13	16.48 %
910 DEBT RED-BOND'D DEBT	6,754,065.83	6,993,282	400.00	7,771,372.08		778,090.08-	11.12-%
** TOTAL PRG SERIES: 900-999 FISCAL & OTHER FIXED	6,754,065.83	6,993,282	400.00	7,771,372.08		778,090.08-	11.12-%
*** 07 DEBT SERVICE	6,754,065.83	6,993,282	400.00	7,771,372.08		778,090.08-	11.12-%

97

PRG FD	PRIOR YEAR ACTUAL	REVISED BUDGET	03/01/10 03/31/10	FISCAL YEAR 200907 EXPENDED THRU 03/31/10	ENCUMBERED THRU 03/31/10	REMAINING ON 03/31/10	PERCENT REMAINING
050 08							
050 SCHOOL ADMINISTRATION	70,382.33	83,250	3,440.84	34,035.96		49,214.04	59.11 %
** TOTAL PRG SERIES: 000-099 ADMINISTRATION	70,382.33	83,250	3,440.84	34,035.96		49,214.04	59.11 %
110 BUSINESS SERVICES	22,158.47	37,000	2,688.66	17,920.78		19,079.22	51.56 %
** TOTAL PRG SERIES: 100-199 DIST. SUPPORT SERV.	22,158.47	37,000	2,688.66	17,920.78		19,079.22	51.56 %
211 SECONDARY ED-GENERAL	689,026.06	740,000	61,377.75	528,873.50		211,126.50	28.53 %
** TOTAL PRG SERIES: 200-299 REGULAR INSTRUCTION	689,026.06	740,000	61,377.75	528,873.50		211,126.50	28.53 %
505 COMM SERV - GENERAL	35,621.45	46,250	3,093.41	30,962.11		15,287.89	33.05 %
** TOTAL PRG SERIES: 500-599 COMMUNITY ED & SERV	35,621.45	46,250	3,093.41	30,962.11		15,287.89	33.05 %
605 GEN INSTRUCT SUPPORT	12,987.43	0	1,508.50	17,475.10		17,475.10-	0.00 %
** TOTAL PRG SERIES: 600-699 INSTRUC SUPPORT SERV	12,987.43	0	1,508.50	17,475.10		17,475.10-	0.00 %
770 FOOD SERVICES	9,297.29	2,775	0.00	4,616.07		1,841.07-	66.34-%
** TOTAL PRG SERIES: 700-799 PUPIL SUPPORT SERV	9,297.29	2,775	0.00	4,616.07		1,841.07-	66.34-%
810 OPERATIONS	15,160.64	15,725	1,070.36	17,202.05		1,477.05-	9.39-%
** TOTAL PRG SERIES: 800-899 SITE,BUILDINGS,EQUIP	15,160.64	15,725	1,070.36	17,202.05		1,477.05-	9.39-%
*** 08 FLEX BENEFIT FUND	854,633.67	925,000	73,179.52	651,085.57		273,914.43	29.61 %
790 OTHER PUPIL SUPP SER	47,589.50	42,000	450.00	16,416.25		25,583.75	60.91 %
** TOTAL PRG SERIES: 700-799 PUPIL SUPPORT SERV	47,589.50	42,000	450.00	16,416.25		25,583.75	60.91 %
*** 09 SCHOLARSHIP FUND	47,589.50	42,000	450.00	16,416.25		25,583.75	60.91 %
930 EMPLOYEE BENEFITS	93,885.24	111,872	8,417.54	58,922.78		52,949.22	47.33 %
** TOTAL PRG SERIES: 900-999 FISCAL & OTHER FIXED	93,885.24	111,872	8,417.54	58,922.78		52,949.22	47.33 %
*** 10 PRIN EARLY RET INS FUND	93,885.24	111,872	8,417.54	58,922.78		52,949.22	47.33 %
790 OTHER PUPIL SUPPORT SERVICES	0.00	69,419	10,345.18	53,109.56		16,309.44	23.49 %
** TOTAL PRG SERIES: 700-799 PUPIL SUPPORT SERV	0.00	69,419	10,345.18	53,109.56		16,309.44	23.49 %

86

PRG FD	PRIOR YEAR	REVISED BUDGET	03/01/10 03/31/10	FISCAL YEAR 200907 EXPENDED THRU 03/31/10	ENCUMBERED THRU 03/31/10	REMAINING ON 03/31/10	PERCENT REMAINING
790 15							
*** 15 CAFE	0.00	69,419	10,345.18	53,109.56		16,309.44	23.49 %
050 SCHOOL ADMINISTRATION	41,753.97	42,300	4,593.25	33,763.51		8,536.49	20.18 %
** TOTAL PRG SERIES: 000-099 ADMINISTRATION	41,753.97	42,300	4,593.25	33,763.51		8,536.49	20.18 %
105 GEN ADMIN SUPPORT	16,146.67	16,200	1,772.08	13,163.89		3,036.11	18.74 %
** TOTAL PRG SERIES: 100-199 DIST. SUPPORT SERV.	16,146.67	16,200	1,772.08	13,163.89		3,036.11	18.74 %
203 INTERMEDIATE (4-6)	424,868.78	425,700	46,613.73	346,769.38		78,930.62	18.54 %
** TOTAL PRG SERIES: 200-299 REGULAR INSTRUCTION	424,868.78	425,700	46,613.73	346,769.38		78,930.62	18.54 %
399 VOCATIONAL-GENERAL	11,580.11	11,700	1,273.08	9,385.50		2,314.50	19.78 %
** TOTAL PRG SERIES: 300-399 VOCATIONAL INSTRUC.	11,580.11	11,700	1,273.08	9,385.50		2,314.50	19.78 %
420 SPECIAL ED-GENERAL	205,993.37	207,000	22,616.16	167,718.19		39,281.81	18.97 %
** TOTAL PRG SERIES: 400-499 SPECIAL ED INSTRUC.	205,993.37	207,000	22,616.16	167,718.19		39,281.81	18.97 %
505 COMM SERV - GENERAL	57,247.74	57,600	6,287.19	46,561.42		11,038.58	19.16 %
** TOTAL PRG SERIES: 500-599 COMMUNITY ED & SERV	57,247.74	57,600	6,287.19	46,561.42		11,038.58	19.16 %
605 GEN INSTRUC SUPPORT	29,439.56	29,700	3,235.28	23,890.26		5,809.74	19.56 %
** TOTAL PRG SERIES: 600-699 INSTRUC SUPPORT SERV	29,439.56	29,700	3,235.28	23,890.26		5,809.74	19.56 %
790 OTHER PUPIL SUPPORT SERVICES	67,033.74	67,500	7,363.36	54,485.23		13,014.77	19.28 %
** TOTAL PRG SERIES: 700-799 PUPIL SUPPORT SERV	67,033.74	67,500	7,363.36	54,485.23		13,014.77	19.28 %
810 OPERATIONS	42,974.53	42,300	4,694.79	35,590.23		6,709.77	15.86 %
** TOTAL PRG SERIES: 800-899 SITE,BUILDINGS,EQUIP	42,974.53	42,300	4,694.79	35,590.23		6,709.77	15.86 %
*** 20 ISF - DENTAL	897,038.47	900,000	98,448.92	731,327.61		168,672.39	18.74 %

66

PRG FD	PRIOR YEAR ACTUAL	REVISED BUDGET	03/01/10 03/31/10	FISCAL YEAR 200907 EXPENDED THRU 03/31/10	ENCUMBERED THRU 03/31/10	REMAINING ON 03/31/10	PERCENT REMAINING
030 ASSIST SUP'T	15,354.90	20,720	0.00	0.00		20,720.00	100.00 %
050 SCHOOL ADMINISTRATION	6,557.02	225,000	0.00	9,247.22		215,752.78	95.89 %
** TOTAL PRG SERIES: 000-099 ADMINISTRATION	21,911.92	245,720	0.00	9,247.22		236,472.78	96.23 %
110 BUSINESS SERVICES	0.00	0	0.00	16,093.84		16,093.84-	0.00 %
** TOTAL PRG SERIES: 100-199 DIST. SUPPORT SERV.	0.00	0	0.00	16,093.84		16,093.84-	0.00 %
211 SECONDARY ED-GENERAL	203,070.71	1,000,000	0.00	93,088.70		906,911.30	90.69 %
** TOTAL PRG SERIES: 200-299 REGULAR INSTRUCTION	203,070.71	1,000,000	0.00	93,088.70		906,911.30	90.69 %
810 OPERATIONS	750.00	0	0.00	15.00		15.00-	0.00 %
** TOTAL PRG SERIES: 800-899 SITE,BUILDINGS,EQUIP	750.00	0	0.00	15.00		15.00-	0.00 %
*** 21 ISF - POST RETIREMENT BENEFIT	225,732.63	1,245,720	0.00	118,444.76		1,127,275.24	90.49 %
950 TRANSFERS	2,595,313.32	0	0.00	0.00		0.00	0.00 %
** TOTAL PRG SERIES: 900-999 FISCAL & OTHER FIXED	2,595,313.32	0	0.00	0.00		0.00	0.00 %
*** 22 ISF - HEALTH SELECT 105	2,595,313.32	0	0.00	0.00		0.00	0.00 %
050 <DESC. NOT FOUND>	52,727.63	52,825	4,623.61	23,118.05		29,706.95	56.23 %
** TOTAL PRG SERIES: 000-099 ADMINISTRATION	52,727.63	52,825	4,623.61	23,118.05		29,706.95	56.23 %
110 <DESC. NOT FOUND>	84,206.10	84,500	8,046.92	40,234.60		44,265.40	52.38 %
** TOTAL PRG SERIES: 100-199 DIST. SUPPORT SERV.	84,206.10	84,500	8,046.92	40,234.60		44,265.40	52.38 %
211 <DESC. NOT FOUND>	587,086.46	586,600	49,918.03	250,359.54		336,240.46	57.32 %
** TOTAL PRG SERIES: 200-299 REGULAR INSTRUCTION	587,086.46	586,600	49,918.03	250,359.54		336,240.46	57.32 %
810 <DESC. NOT FOUND>	77.50	80	0.00	20.00		60.00	75.00 %
** TOTAL PRG SERIES: 800-899 SITE,BUILDINGS,EQUIP	77.50	80	0.00	20.00		60.00	75.00 %

100

PRG FD	PRIOR YEAR	< - - - - ->	FISCAL YEAR 200907				REMAINING ON 03/31/10	PERCENT REMAINING
			REVISED BUDGET	03/01/10 03/31/10	EXPENDED THRU 03/31/10	ENCUMBERED THRU 03/31/10		
935 25								
935 <DESC. NOT FOUND>	1,236,820.91	1,236,000	56,337.95	283,468.73		952,531.27	77.06 %	
** TOTAL PRG SERIES: 900-999 FISCAL & OTHER FIXED	1,236,820.91	1,236,000	56,337.95	283,468.73		952,531.27	77.06 %	
*** 25 OPEB REVOCABLE TRUST	1,960,918.60	1,960,005	118,926.51	597,200.92		1,362,804.08	69.53 %	
910 DEBT RED-BOND'D DEBT	0.00	781,890	0.00	0.00		781,890.00	100.00 %	
** TOTAL PRG SERIES: 900-999 FISCAL & OTHER FIXED	0.00	781,890	0.00	0.00		781,890.00	100.00 %	
*** 47 <DESC. NOT FOUND>	0.00	781,890	0.00	0.00		781,890.00	100.00 %	
*** REPORT TOTALS:	164,224,140.69	150,039,645	10,445,619.50	97,091,350.55	700,165.63	52,248,128.82	34.82 %	

BURNSVILLE-EAGAN-SAVAGE

Independent School District 191

DISTRICT EXPENDITURES

BY

BUILDING / ORGANIZATIONAL UNIT

WITHIN FUND

March, 2010

ACCT STATUS: Active and Next Year Accts ACCOUNT RANGES: 01 TO 99-999
 ZERO BALANCES: Suppress Zero Balances
 SORTED BY: ACCOUNT FD ORG
 SUBTOTALLED BY: ACCOUNT FD ORG
 SERIES TOTALS: ACCOUNT ORG
 PAGE BREAK ON: <None Selected>

ORG FD	PRIOR YEAR	REVIS	FISCAL YEAR	EXPEN	ENCUMBERED	REMAINING	PERCENT
005 01	ACTUAL	BUDGET	03/01/10 03/31/10	THRU 03/31/10	THRU 03/31/10	ON 03/31/10	REMAINING
005 DISTRICTWIDE	26,964,622.86	12,670,594	569,719.91	6,040,334.24	261,407.16	6,368,852.60	50.26 %
006 ADMIN BLDG	32,602.83	26,900	2,711.59	22,260.38	3.71	4,635.91	17.23 %
007 ENVISION-PERFORMING ARTS CTR	0.00	257,434	37,018.03	205,413.45		52,020.55	20.20 %
008 DIAMONDHEAD	521,269.46	797,014	28,434.16	457,156.81		339,857.19	42.64 %
014 BURNSVILLE SR HIGH	16,753,796.31	17,753,070	1,535,844.40	11,415,930.70	76,338.80	6,260,800.50	35.26 %
103 015 METCALF JR HIGH	5,736,615.45	5,718,179	553,716.40	3,806,811.86	15,919.14	1,895,448.00	33.14 %
066 EAGLE RIDGE JR HIGH	5,838,350.96	5,768,093	525,253.10	3,786,398.42	8,031.38	1,973,663.20	34.21 %
085 NICOLLET JR HIGH	5,863,265.10	5,597,490	474,282.76	3,578,607.55	1,935.00	2,016,947.45	36.03 %
** TOTAL ORG SERIES: 000-099 DISTRICT WIDE	61,710,522.97	48,588,774	3,726,980.35	29,312,913.41	363,635.19	18,912,225.40	38.92 %
100 ELEMENTARY SERVICES	415,882.72	942,811	71,459.45	363,654.68	1,620.27	577,536.05	61.25 %
** TOTAL ORG SERIES: 100-199 ELEMENTARY SERVICES	415,882.72	942,811	71,459.45	363,654.68	1,620.27	577,536.05	61.25 %
200 ELE/SEC SERVICES	5,819,367.14	7,157,425	405,671.23	4,462,947.23	72,134.63	2,622,343.14	36.63 %
299 SUMMER SCHOOL	39,582.88	27,508	0.00	29,803.95		2,295.95	8.34 %
** TOTAL ORG SERIES: 200-299 ELEM/SECOND SERVICES	5,858,950.02	7,184,933	405,671.23	4,492,751.18	72,134.63	2,620,047.19	36.46 %
300 SECONDARY SERVICES	606,513.34	965,006	37,286.68	398,556.38	0.01	566,449.61	58.69 %
314 BALC - SECONDARY	224,533.59	258,380	27,781.28	116,367.97		142,012.03	54.96 %

ORG FD	PRIOR YEAR ACTUAL	REVISED BUDGET	03/01/10 03/31/10	FISCAL YEAR 200907 EXPENDED THRU 03/31/10	ENCUMBERED THRU 03/31/10	REMAINING ON 03/31/10	PERCENT REMAINING
315 01							
315 BALC - ELEM/JRH	315,125.84	567,535	30,448.92	323,272.26		244,262.74	43.03 %
** TOTAL ORG SERIES: 300-399 SECONDARY SERVICES	1,146,172.77	1,790,921	95,516.88	838,196.61	0.01	952,724.38	53.19 %
414 BESTransition SERVICES	727,861.91	771,769	63,996.39	475,619.98	711.92	295,437.10	38.28 %
481 CEDAR ELEMENTARY	3,563,418.76	3,434,251	271,626.29	2,108,795.06	8,442.49	1,317,013.45	38.34 %
482 GIDEON POND ELEMENTARY	3,037,833.64	3,015,624	251,964.46	1,920,999.82	3,797.28	1,090,826.90	36.17 %
483 EDW NEILL ELEMENTARY	3,945,886.40	4,049,038	333,724.00	2,537,185.44	5,152.07	1,506,700.49	37.21 %
484 MARION W SAVAGE ELEMENTARY	4,472,291.80	4,363,721	365,630.81	2,763,750.36	6,887.85	1,593,082.79	36.50 %
10485 SIOUX TRAIL ELEMENTARY	3,382,949.45	3,379,159	283,027.51	2,124,495.71	2,097.48	1,252,565.81	37.06 %
486 VISTA VIEW ELEMENTARY	3,706,341.90	3,876,341	329,495.46	2,420,385.64	2,653.26	1,453,302.10	37.49 %
487 BYRNE ELEMENTARY	3,346,716.52	3,958,579	341,744.88	2,529,741.57	3,785.42	1,425,052.01	35.99 %
488 RAHN ELEMENTARY	3,472,320.45	3,366,345	285,889.15	2,123,417.04	3,486.52	1,239,441.44	36.81 %
489 SKY OAKS ELEMENTARY	4,944,685.15	5,082,236	435,628.05	3,169,361.49	4,626.13	1,908,248.38	37.54 %
490 HIDDEN VALLEY ELEMENTARY	5,086,757.08	5,372,224	459,361.39	3,381,570.59	2,734.75	1,987,918.66	37.00 %
491 HARRIET BISHOP ELEMENTARY	3,940,081.85	4,560,461	392,438.74	2,952,104.46	8,440.18	1,599,916.36	35.08 %
** TOTAL ORG SERIES: 400-499 UNDEFINED ORG SERIES	43,627,144.91	45,229,748	3,814,527.13	28,507,427.16	52,815.35	16,669,505.49	36.85 %
500 ABE - AREA LEARNING CENTER	106,756.36	197,731	5,560.49	116,478.90		81,252.10	41.09 %
509 VALE	1,853,468.71	1,679,732	134,462.45	1,006,406.97	1,619.41	671,705.62	39.98 %

ORG FD	PRIOR YEAR ACTUAL	REVISED BUDGET	03/01/10 03/31/10	FISCAL YEAR 200907 EXPENDED THRU 03/31/10	ENCUMBERED THRU 03/31/10	REMAINING ON 03/31/10	PERCENT REMAINING
514 01							
514 CEDAR ALTERNATIVE	1,722,151.41	1,776,005	147,395.23	1,058,784.14	28,543.71	688,677.15	38.77 %
516 ANTHONY LEWIS CENTER	34,977.17	44,221	3,252.21	25,145.29		19,075.71	43.13 %
520 OPTIONS TREATMENT CENTER	34,958.52	44,221	3,618.31	25,348.98		18,872.02	42.67 %
530 SUMMER ESY K-12 STRETCH PROG	79,653.14	82,648	567.90	72,531.00		10,117.00	12.24 %
** TOTAL ORG SERIES: 500-599 COMMUNITY SERVICE	3,831,965.31	3,824,558	294,856.59	2,304,695.28	30,163.12	1,489,699.60	38.95 %
701 ST JOHN'S	14,535.93	24,029	1,611.71	15,363.79		8,665.21	36.06 %
** TOTAL ORG SERIES: 700-799 NONPUBLIC SCHOOL	14,535.93	24,029	1,611.71	15,363.79		8,665.21	36.06 %
*** 01 GENERAL	116,605,174.63	107,585,774	8,410,623.34	65,835,002.11	520,368.57	41,230,403.32	38.32 %
1005 DISTRICTWIDE	1,114,377.57	803,182	53,301.00	558,791.23	30,765.01	213,625.76	26.59 %
014 BURNSVILLE SR HIGH	665,419.66	687,647	64,961.47	437,243.00		250,404.00	36.41 %
015 METCALF JR HIGH	336,814.53	363,538	30,828.97	219,487.83		144,050.17	39.62 %
066 EAGLE RIDGE JR HIGH	371,728.10	361,275	30,745.87	220,844.00		140,431.00	38.87 %
085 NICOLLET JR HIGH	317,428.27	329,129	29,091.16	191,769.70		137,359.30	41.73 %
** TOTAL ORG SERIES: 000-099 DISTRICT WIDE	2,805,768.13	2,544,771	208,928.47	1,628,135.76	30,765.01	885,870.23	34.81 %
482 GIDEON POND ELEMENTARY	184,525.64	180,115	15,250.29	110,358.16		69,756.84	38.72 %
483 EDW NEILL ELEMENTARY	177,295.87	183,436	13,507.13	109,001.18		74,434.82	40.57 %
484 MARION W SAVAGE ELEMENTARY	182,385.12	189,081	17,010.54	119,053.91		70,027.09	37.03 %
485 SIOUX TRAIL ELEMENTARY	169,852.52	167,546	14,663.43	109,705.84		57,840.16	34.52 %

ORG FD	PRIOR YEAR ACTUAL	REVISED BUDGET	03/01/10 03/31/10	FISCAL YEAR 200907 EXPENDED THRU 03/31/10	ENCUMBERED THRU 03/31/10	REMAINING ON 03/31/10	PERCENT REMAINING
486 02							
486 VISTA VIEW ELEMENTARY	188,236.25	191,179	15,655.43	119,949.94		71,229.06	37.25 %
487 BYRNE ELEMENTARY	157,310.45	163,718	16,375.78	111,426.65		52,291.35	31.93 %
488 RAHN ELEMENTARY	157,684.82	160,341	12,928.14	96,818.31		63,522.69	39.61 %
489 SKY OAKS ELEMENTARY	220,742.89	222,695	19,728.35	159,786.40		62,908.60	28.24 %
490 HIDDEN VALLEY ELEMENTARY	221,267.39	222,595	17,730.53	140,907.61		81,687.39	36.69 %
491 HARRIET BISHOP ELEMENTARY	208,596.31	206,487	17,106.86	137,896.59		68,590.41	33.21 %
** TOTAL ORG SERIES: 400-499 UNDEFINED ORG SERIES	1,867,897.26	1,887,193	159,956.48	1,214,904.59		672,288.41	35.62 %
*** 02 FOOD SERVICE	4,673,665.39	4,431,964	368,884.95	2,843,040.35	30,765.01	1,558,158.64	35.15 %
106 005 DISTRICTWIDE	5,625,730.65	6,159,096	716,787.90	3,712,812.76	36,255.00	2,410,028.24	39.12 %
** TOTAL ORG SERIES: 000-099 DISTRICT WIDE	5,625,730.65	6,159,096	716,787.90	3,712,812.76	36,255.00	2,410,028.24	39.12 %
*** 03 TRANSPORTATION	5,625,730.65	6,159,096	716,787.90	3,712,812.76	36,255.00	2,410,028.24	39.12 %
005 DISTRICTWIDE	660,020.77	42,423-	0.00	0.00		42,423.00-	100.00 %
008 DIAMONDHEAD	0.00	0	6,686.33	49,543.94		49,543.94-	0.00 %
014 BURNSVILLE SR HIGH	65,762.88	26,328	0.00	34,659.96		8,331.96-	31.64-%
** TOTAL ORG SERIES: 000-099 DISTRICT WIDE	725,783.65	16,095-	6,686.33	84,203.90		100,298.90-	623.16 %
482 GIDEON POND ELEMENTARY	130,552.79	31,847	3,503.40	25,177.41		6,669.59	20.94 %
483 EDW NEILL ELEMENTARY	97,245.55	53,006	4,375.05	32,688.20		20,317.80	38.33 %
484 MARION W SAVAGE ELEMENTARY	117,257.10	51,577	4,284.46	31,916.30		19,660.70	38.11 %
485 SIOUX TRAIL ELEMENTARY	189,785.65	284,906	18,280.01	203,431.79		81,474.21	28.59 %

ORG FD	PRIOR YEAR ACTUAL	REVISED BUDGET	03/01/10 03/31/10	FISCAL YEAR 200907 EXPENDED THRU 03/31/10	ENCUMBERED THRU 03/31/10	REMAINING ON 03/31/10	PERCENT REMAINING
486 04							
486 VISTA VIEW ELEMENTARY	214,206.08	277,694	25,201.46	193,498.56		84,195.44	30.31 %
487 BYRNE ELEMENTARY	139,012.08	39,558	5,641.05	41,905.01		2,347.01-	5.93-%
488 RAHN ELEMENTARY	183,704.45	115,571	6,361.65	48,526.04		67,044.96	58.01 %
489 SKY OAKS ELEMENTARY	249,510.95	352,808	28,043.93	256,732.48		96,075.52	27.23 %
490 HIDDEN VALLEY ELEMENTARY	259,958.39	244,274	21,356.29	237,030.03		7,243.97	2.96 %
491 HARRIET BISHOP ELEMENTARY	235,486.29	241,856	22,313.49	222,001.60		19,854.40	8.20 %
** TOTAL ORG SERIES: 400-499 UNDEFINED ORG SERIES	1,816,719.33	1,693,097	139,360.79	1,292,907.42		400,189.58	23.63 %
107 500 ABE - AREA LEARNING CENTER	4,744,965.53	4,985,734	405,444.75	3,321,900.44	6,210.33	1,657,623.23	33.24 %
** TOTAL ORG SERIES: 500-599 COMMUNITY SERVICE	4,744,965.53	4,985,734	405,444.75	3,321,900.44	6,210.33	1,657,623.23	33.24 %
701 ST JOHN'S	102,498.48	103,158	3,936.26	38,959.81	56.79	64,141.40	62.17 %
704 TESSERACT SCHOOL	5,601.26	5,161	0.00	936.76		4,224.24	81.84 %
705 CYRPUS	0.00	1,032	0.00	0.00		1,032.00	100.00 %
799 HOME SCHOOLS	5,414.25	7,183	0.00	3,467.53		3,715.47	51.72 %
** TOTAL ORG SERIES: 700-799 NONPUBLIC SCHOOL	113,513.99	116,534	3,936.26	43,364.10	56.79	73,113.11	62.73 %
*** 04 COMMUNITY SERVICE	7,400,982.50	6,779,270	555,428.13	4,742,375.86	6,267.12	2,030,627.02	29.95 %
005 DISTRICTWIDE	0.00	0	155.99	144,681.26	712.00	145,393.26-	0.00 %
006 ADMIN BLDG	0.00	0	0.00	20,557.00		20,557.00-	0.00 %
014 BURNSVILLE SR HIGH	4,468,365.39	6,305,394	29,572.95	4,537,449.07	43,949.93	1,723,995.00	27.34 %

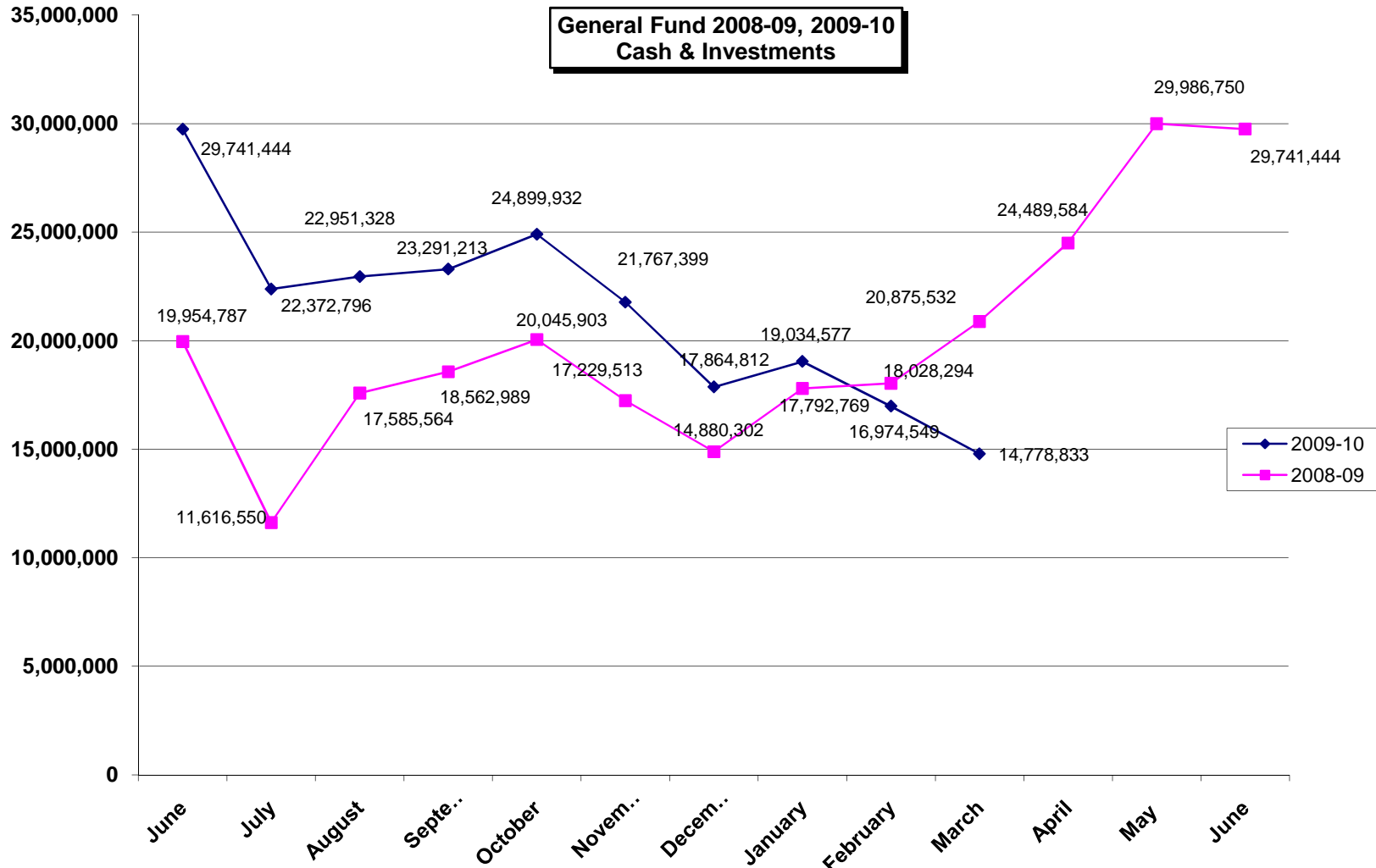
ORG FD	PRIOR YEAR ACTUAL	REVISED BUDGET	03/01/10 03/31/10	FISCAL YEAR 200907 EXPENDED THRU 03/31/10	ENCUMBERED THRU 03/31/10	REMAINING ON 03/31/10	PERCENT REMAINING
015 06	2,542,211.04	3,995,375	53,998.57	4,516,913.89	53,000.00	574,538.89-	14.38-%
015 METCALF JR HIGH							
066 EAGLE RIDGE JR HIGH	18,538.00	0	0.00	0.00		0.00	0.00 %
** TOTAL ORG SERIES: 000-099 DISTRICT WIDE	7,029,114.43	10,300,769	83,727.51	9,219,601.22	97,661.93	983,505.85	9.54 %
482 GIDEON POND ELEMENTARY	1,647,490.44	0	0.00	751.00	2,980.00	3,731.00-	0.00 %
483 EDW NEILL ELEMENTARY	2,039,613.58	0	0.00	22,931.53	768.00	23,699.53-	0.00 %
484 MARION W SAVAGE ELEMENTARY	586,083.22	148,962	0.00	103,448.11		45,513.89	30.55 %
486 VISTA VIEW ELEMENTARY	1,373,768.57	0	0.00	77,295.55		77,295.55-	0.00 %
108 487 BYRNE ELEMENTARY	235,423.43	0	0.00	0.00		0.00	0.00 %
488 RAHN ELEMENTARY	29,693.63	378,000	0.00	252,027.18		125,972.82	33.32 %
489 SKY OAKS ELEMENTARY	32,917.74	1,085,353	0.00	0.00		1,085,353.00	100.00 %
490 HIDDEN VALLEY ELEMENTARY	23,058.37	141,269	0.00	138,902.73		2,366.27	1.67 %
491 HARRIET BISHOP ELEMENTARY	13,785.52	0	0.00	0.00		0.00	0.00 %
** TOTAL ORG SERIES: 400-499 UNDEFINED ORG SERIES	5,981,834.50	1,753,584	0.00	595,356.10	3,748.00	1,154,479.90	65.83 %
514 CEDAR ALTERNATIVE	3,478,461.33	0	0.00	145,282.62	5,100.00	150,382.62-	0.00 %
** TOTAL ORG SERIES: 500-599 COMMUNITY SERVICE	3,478,461.33	0	0.00	145,282.62	5,100.00	150,382.62-	0.00 %
*** 06 CAPITAL PROJECTS	16,489,410.26	12,054,353	83,727.51	9,960,239.94	106,509.93	1,987,603.13	16.48 %
005 DISTRICTWIDE	6,754,065.83	6,993,282	400.00	7,771,372.08		778,090.08-	11.12-%
** TOTAL ORG SERIES: 000-099 DISTRICT WIDE	6,754,065.83	6,993,282	400.00	7,771,372.08		778,090.08-	11.12-%
*** 07 DEBT SERVICE	6,754,065.83	6,993,282	400.00	7,771,372.08		778,090.08-	11.12-%

ORG FD	PRIOR YEAR ACTUAL	REVISED BUDGET	03/01/10 03/31/10	FISCAL YEAR 200907 EXPENDED THRU 03/31/10	ENCUMBERED THRU 03/31/10	REMAINING ON 03/31/10	PERCENT REMAINING
005 08							
005 DISTRICTWIDE	854,633.67	925,000	73,179.52	651,085.57		273,914.43	29.61 %
** TOTAL ORG SERIES: 000-099	854,633.67	925,000	73,179.52	651,085.57		273,914.43	29.61 %
DISTRICT WIDE							
*** 08 FLEX BENEFIT FUND	854,633.67	925,000	73,179.52	651,085.57		273,914.43	29.61 %
300 SECONDARY SERVICES	47,589.50	42,000	450.00	16,416.25		25,583.75	60.91 %
** TOTAL ORG SERIES: 300-399	47,589.50	42,000	450.00	16,416.25		25,583.75	60.91 %
SECONDARY SERVICES							
*** 09 SCHOLARSHIP FUND	47,589.50	42,000	450.00	16,416.25		25,583.75	60.91 %
005 DISTRICTWIDE	93,885.24	111,872	8,417.54	58,922.78		52,949.22	47.33 %
** TOTAL ORG SERIES: 000-099	93,885.24	111,872	8,417.54	58,922.78		52,949.22	47.33 %
DISTRICT WIDE							
*** 10 PRIN EARLY RET INS FUND	93,885.24	111,872	8,417.54	58,922.78		52,949.22	47.33 %
008 CAFE	0.00	69,419	10,345.18	53,109.56		16,309.44	23.49 %
** TOTAL ORG SERIES: 000-099	0.00	69,419	10,345.18	53,109.56		16,309.44	23.49 %
DISTRICT WIDE							
*** 15 CAFE	0.00	69,419	10,345.18	53,109.56		16,309.44	23.49 %
005 DISTRICTWIDE	897,038.47	900,000	98,448.92	731,327.61		168,672.39	18.74 %
** TOTAL ORG SERIES: 000-099	897,038.47	900,000	98,448.92	731,327.61		168,672.39	18.74 %
DISTRICT WIDE							
*** 20 ISF - DENTAL	897,038.47	900,000	98,448.92	731,327.61		168,672.39	18.74 %
005 DISTRICTWIDE	225,732.63	1,245,720	0.00	118,444.76		1,127,275.24	90.49 %
** TOTAL ORG SERIES: 000-099	225,732.63	1,245,720	0.00	118,444.76		1,127,275.24	90.49 %
DISTRICT WIDE							
*** 21 ISF - POST RETIREMENT BENEFIT	225,732.63	1,245,720	0.00	118,444.76		1,127,275.24	90.49 %
005 DISTRICTWIDE	2,595,313.32	0	0.00	0.00		0.00	0.00 %
** TOTAL ORG SERIES: 000-099	2,595,313.32	0	0.00	0.00		0.00	0.00 %
DISTRICT WIDE							
*** 22 ISF - HEALTH SELECT 105	2,595,313.32	0	0.00	0.00		0.00	0.00 %
005 <DESC. NOT FOUND>	1,960,918.60	1,960,005	118,926.51	597,200.92		1,362,804.08	69.53 %
** TOTAL ORG SERIES: 000-099	1,960,918.60	1,960,005	118,926.51	597,200.92		1,362,804.08	69.53 %
DISTRICT WIDE							
*** 25 OPEB REVOCABLE TRUST	1,960,918.60	1,960,005	118,926.51	597,200.92		1,362,804.08	69.53 %
005 DISTRICTWIDE	0.00	781,890	0.00	0.00		781,890.00	100.00 %
** TOTAL ORG SERIES: 000-099	0.00	781,890	0.00	0.00		781,890.00	100.00 %
DISTRICT WIDE							

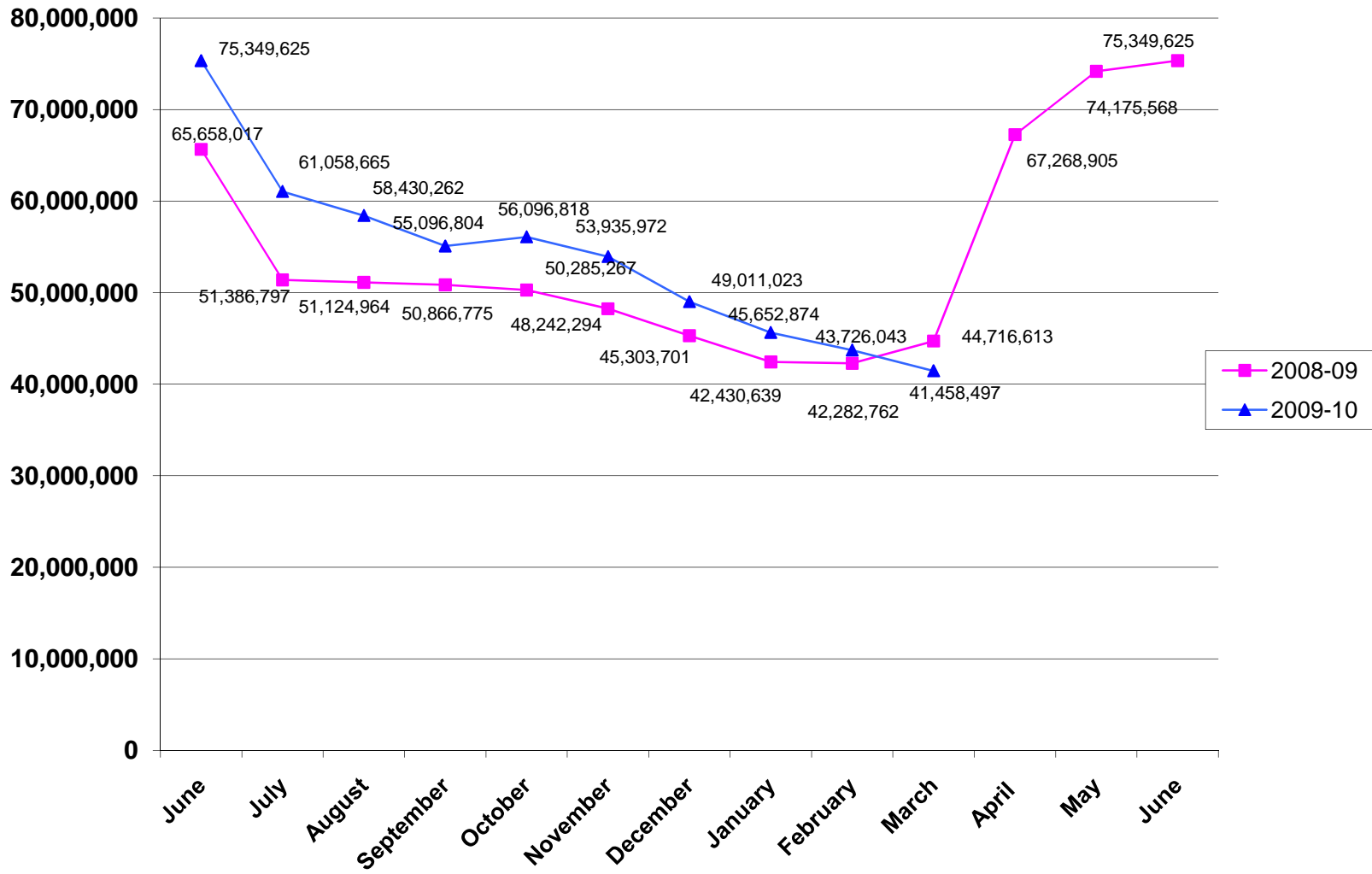
601

ORG FD	PRIOR YEAR	REVIS	REVISED	EXPEN	ENCUMBERED	REMAINING	PERCENT
005 47	ACTUAL	BUDGET	03/01/10 03/31/10	THRU 03/31/10	THRU 03/31/10	ON 03/31/10	REMAINING
*** 47 <DESC. NOT FOUND>	0.00	781,890	0.00	0.00		781,890.00	100.00 %
*** REPORT TOTALS:	164,224,140.69	150,039,645	10,445,619.50	97,091,350.55	700,165.63	52,248,128.82	34.82 %

**General Fund 2008-09, 2009-10
Cash & Investments**

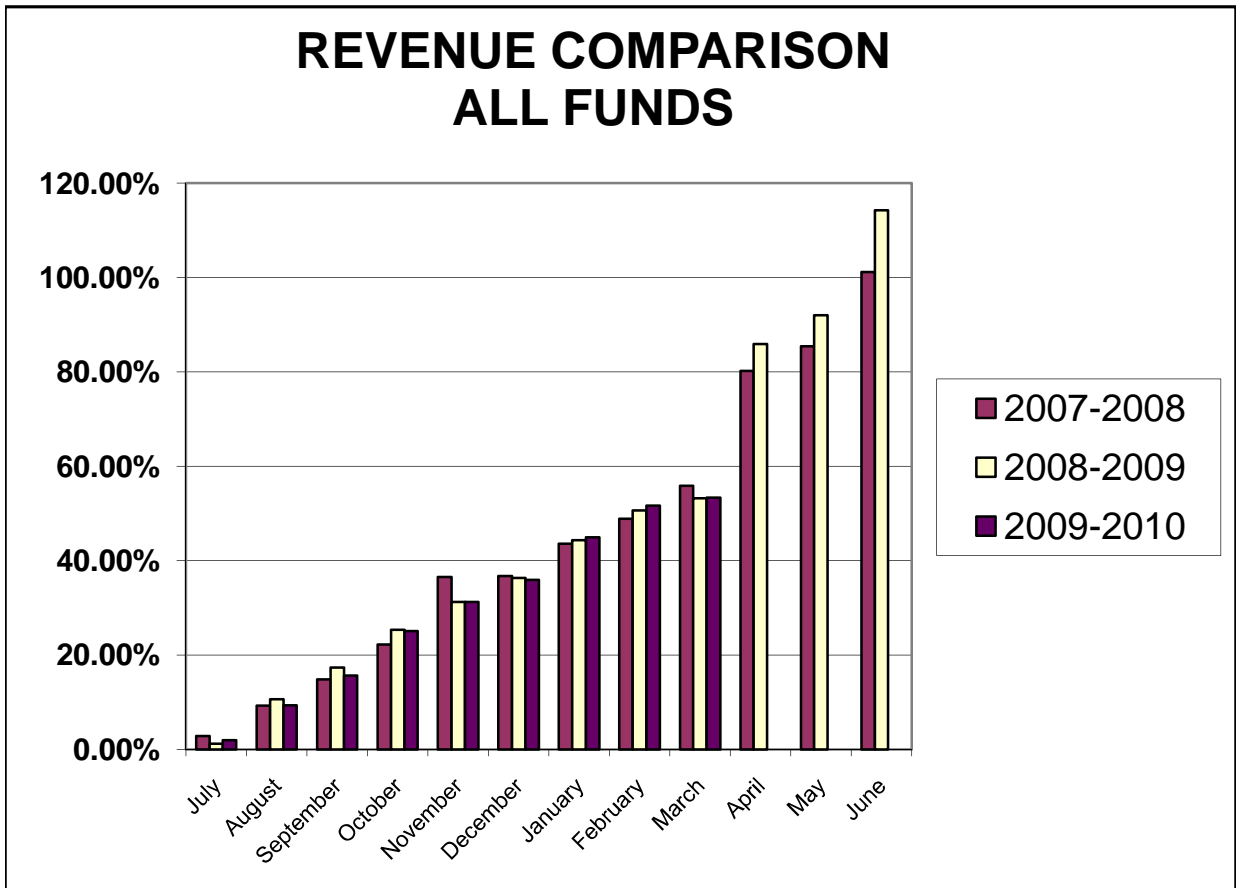


**All Funds
2008-09, 2009-10 Cash & Investments**



**REVENUE COMPARISON
ALL FUNDS**

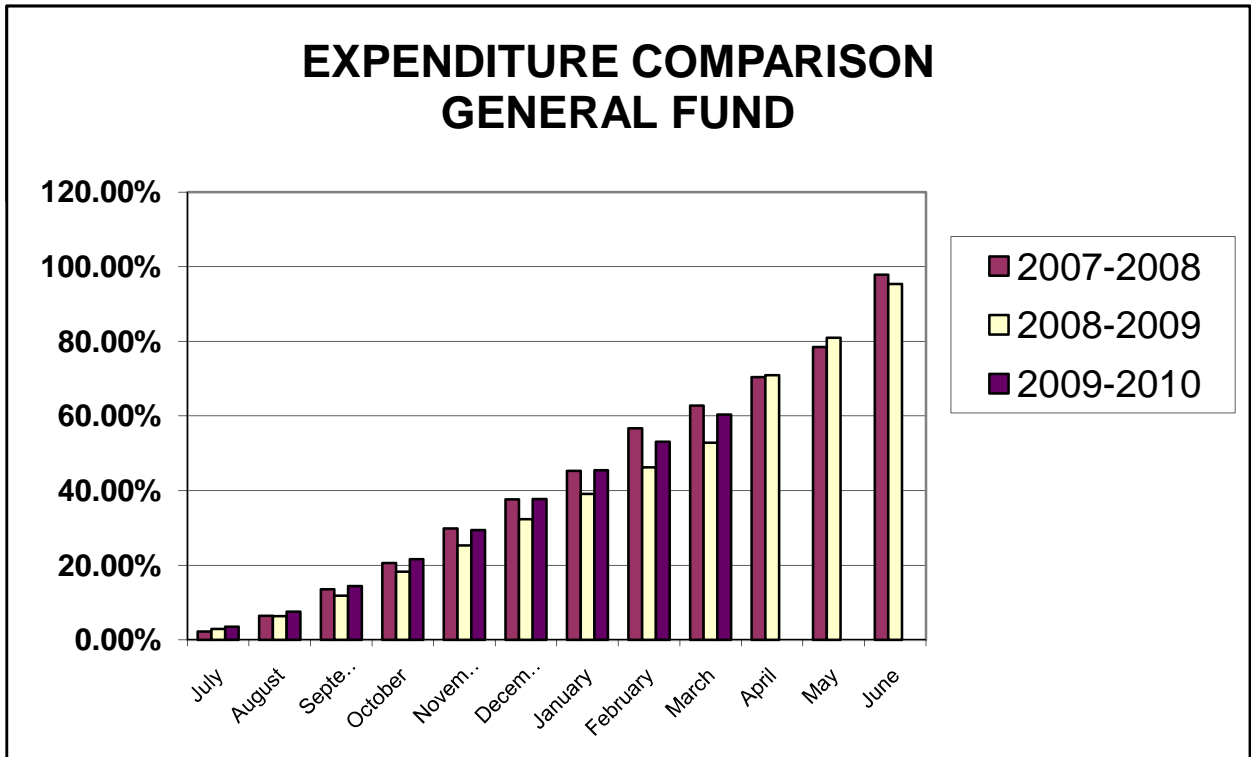
	2007-2008		2008-2009		2009-2010	
	\$ Year-to-Date	% of Budget	\$ Year-to-Date	% of Budget	\$ Year-to-Date	% of Budget
July	4,879,412	2.82%	1,858,832	1.22%	2,664,432	1.96%
August	16,136,078	9.32%	16,247,032	10.62%	12,740,367	9.36%
September	25,660,091	14.82%	26,539,157	17.35%	21,310,025	15.66%
October	38,497,721	22.23%	38,762,224	25.35%	34,096,925	25.06%
November	63,258,817	36.53%	47,784,521	31.25%	42,519,169	31.25%
December	63,627,793	36.74%	55,596,293	36.36%	48,868,132	35.92%
January	75,536,873	43.62%	67,807,260	44.34%	61,109,978	44.92%
February	84,675,831	48.89%	77,436,435	50.64%	70,277,617	51.66%
March	96,704,153	55.84%	81,353,289	53.20%	72,618,066	53.38%
April	138,905,413	80.21%	131,397,074	85.92%		
May	147,956,331	85.44%	140,703,112	92.01%		
June	175,138,206	101.13%	174,665,508	114.22%		
BUDGET	173,179,535	100.00%	152,920,964	100.00%	136,048,053	100.00%



**EXPENDITURE COMPARISON
GENERAL FUND**

	2007-2008		2008-2009		2009-2010	
	\$ Year-to-Date	% of Budget	\$ Year-to-Date	% of Budget	\$ Year-to-Date	% of Budget
July	2,338,615	2.24%	3,698,233	2.89%	3,991,603	3.51%
August	6,722,861	6.43%	8,137,409	6.35%	8,598,373	7.56%
September	14,151,622	13.55%	15,133,822	11.81%	16,345,602	14.37%
October	21,512,539	20.59%	23,380,076	18.25%	24,614,501	21.64%
November	31,207,244	29.87%	32,450,703	25.33%	33,449,701	29.41%
December	39,350,313	37.66%	41,448,779	32.35%	42,953,275	37.76%
January	47,354,070	45.33%	50,107,345	39.11%	51,693,027	45.45%
February	56,866,732	56.70%	59,242,188	46.24%	60,420,404	53.12%
March	65,561,931	62.75%	67,719,897	52.85%	68,678,042	60.38%
April	73,615,536	70.46%	90,881,891	70.94%		
May	82,000,981	78.49%	103,699,855	80.94%		
June	102,264,853	97.88%	122,230,905	95.41%		
BUDGET	104,476,389	100.00%	128,116,873	100.00%	113,744,870	100.00%

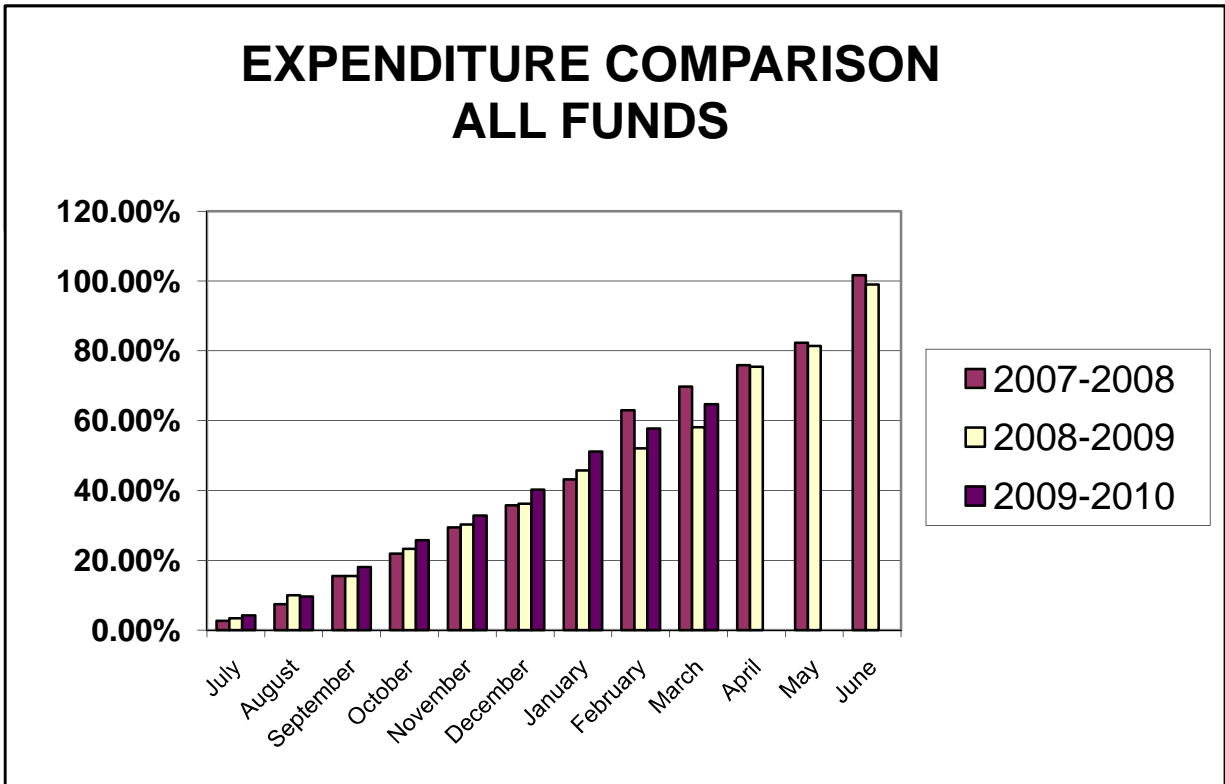
Does not include encumbrances (unpaid open purchase orders)
Combines General and Transportation from reports



**EXPENDITURE COMPARISON
ALL FUNDS**

	2007-2008		2008-2009		2009-2010	
	\$	%	\$	%	\$	%
	Year-to-Date	of Budget	Year-to-Date	of Budget	Year-to-Date	of Budget
July	4,046,490	2.63%	5,521,224	3.35%	6,321,339	4.21%
August	11,356,404	7.38%	16,467,956	9.99%	14,393,486	9.60%
September	23,836,305	15.49%	25,607,012	15.53%	27,125,784	18.08%
October	33,684,986	21.89%	38,425,616	23.30%	38,667,515	25.77%
November	45,346,447	29.46%	49,093,080	30.26%	49,181,701	32.78%
December	54,964,409	35.71%	59,673,298	36.19%	60,376,525	40.24%
January	66,498,539	43.21%	75,425,616	45.74%	76,723,843	51.14%
February	96,984,963	63.02%	85,873,860	52.08%	86,645,731	57.75%
March	107,312,321	69.73%	95,776,076	58.09%	97,091,351	64.71%
April	116,742,715	75.86%	124,380,103	75.43%		
May	126,696,524	82.32%	134,305,443	81.45%		
June	156,427,616	101.64%	163,245,778	99.00%		
BUDGET	153,900,935	100.00%	164,888,551	100.00%	150,039,645	100.00%

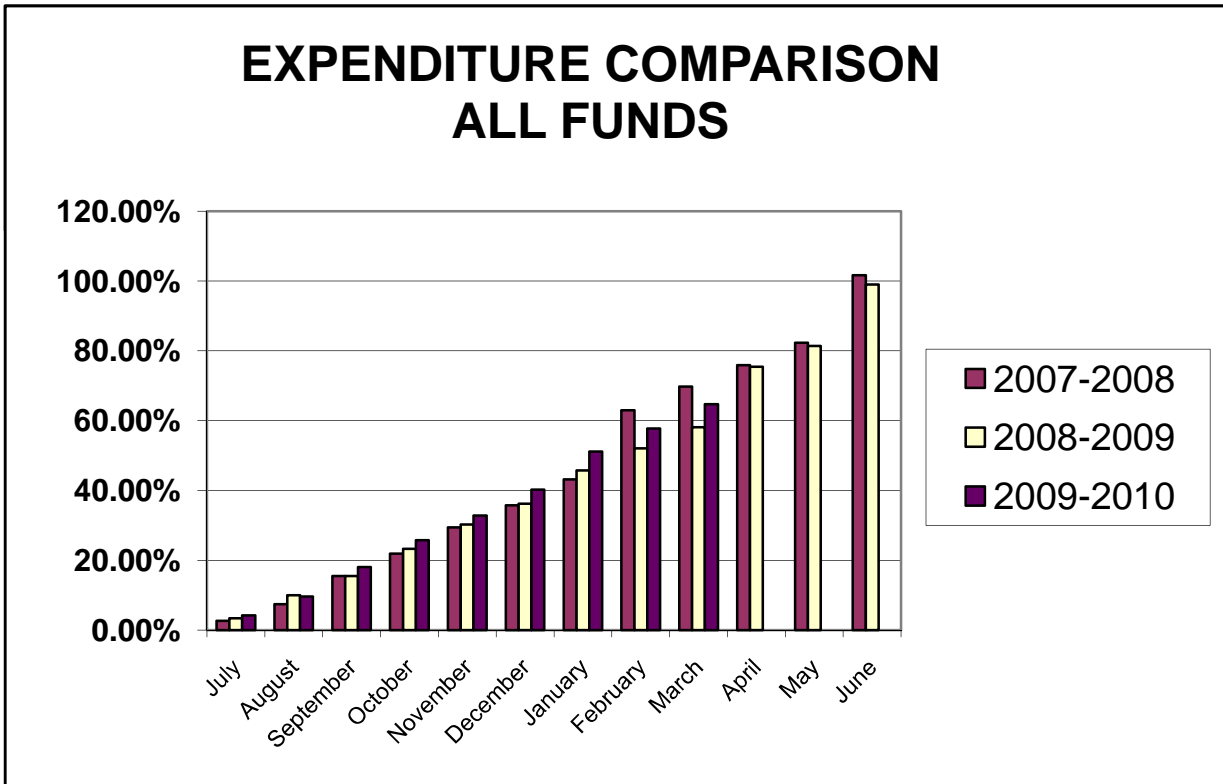
Does not include encumbrances (unpaid open purchase orders)



**EXPENDITURE COMPARISON
ALL FUNDS**

	2007-2008		2008-2009		2009-2010	
	\$	%	\$	%	\$	%
	Year-to-Date	of Budget	Year-to-Date	of Budget	Year-to-Date	of Budget
July	4,046,490	2.63%	5,521,224	3.35%	6,321,339	4.21%
August	11,356,404	7.38%	16,467,956	9.99%	14,393,486	9.60%
September	23,836,305	15.49%	25,607,012	15.53%	27,125,784	18.08%
October	33,684,986	21.89%	38,425,616	23.30%	38,667,515	25.77%
November	45,346,447	29.46%	49,093,080	30.26%	49,181,701	32.78%
December	54,964,409	35.71%	59,673,298	36.19%	60,376,525	40.24%
January	66,498,539	43.21%	75,425,616	45.74%	76,723,843	51.14%
February	96,984,963	63.02%	85,873,860	52.08%	86,645,731	57.75%
March	107,312,321	69.73%	95,776,076	58.09%	97,091,351	64.71%
April	116,742,715	75.86%	124,380,103	75.43%		
May	126,696,524	82.32%	134,305,443	81.45%		
June	156,427,616	101.64%	163,245,778	99.00%		
BUDGET	153,900,935	100.00%	164,888,551	100.00%	150,039,645	100.00%

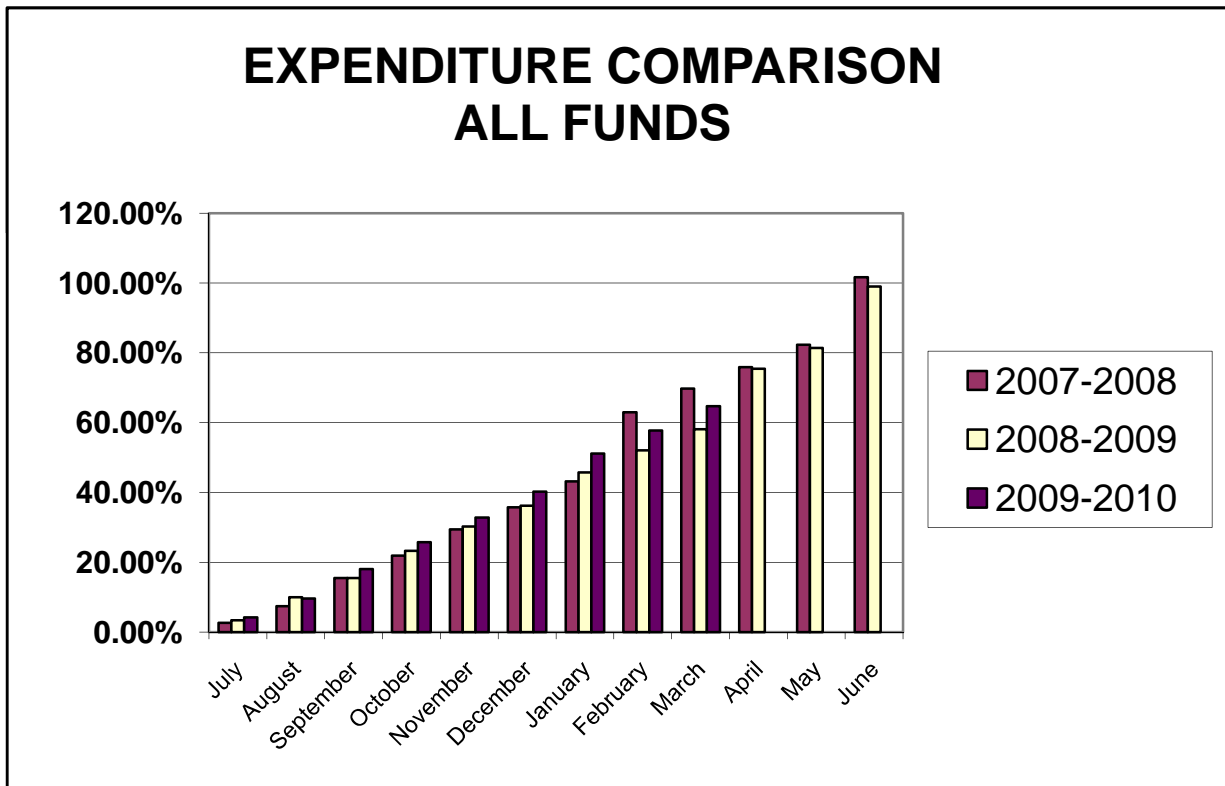
Does not include encumbrances (unpaid open purchase orders)




**EXPENDITURE COMPARISON
ALL FUNDS**

	2007-2008		2008-2009		2009-2010	
	\$ Year-to-Date	% of Budget	\$ Year-to-Date	% of Budget	\$ Year-to-Date	% of Budget
July	4,046,490	2.63%	5,521,224	3.35%	6,321,339	4.21%
August	11,356,404	7.38%	16,467,956	9.99%	14,393,486	9.60%
September	23,836,305	15.49%	25,607,012	15.53%	27,125,784	18.08%
October	33,684,986	21.89%	38,425,616	23.30%	38,667,515	25.77%
November	45,346,447	29.46%	49,093,080	30.26%	49,181,701	32.78%
December	54,964,409	35.71%	59,673,298	36.19%	60,376,525	40.24%
January	66,498,539	43.21%	75,425,616	45.74%	76,723,843	51.14%
February	96,984,963	63.02%	85,873,860	52.08%	86,645,731	57.75%
March	107,312,321	69.73%	95,776,076	58.09%	97,091,351	64.71%
April	116,742,715	75.86%	124,380,103	75.43%		
May	126,696,524	82.32%	134,305,443	81.45%		
June	156,427,616	101.64%	163,245,778	99.00%		
BUDGET	153,900,935	100.00%	164,888,551	100.00%	150,039,645	100.00%

Does not include encumbrances (unpaid open purchase orders)





TO: Members, Board of Education

Agenda II.B.6
April 22, 2010

FROM: Randy Clegg, Superintendent

DATE: April 15, 2010

RE: Board Policy Revisions

Recommendation: That the Board of Education approve, on a second reading basis, revisions to Policy HFA, *Guidelines for Contract Discussions with Meet and Confer Employee Groups*, and Policy HO & HO-R, *Staff Job Actions*, Policy FEB, *Architect*, and ECF & ECF-R, *Energy Conservation*, and readopt the unchanged language in Sections F and H of the policy manual.

Descriptor Term:

Energy Conservation

Descriptor Code:

ECF

Rescinds:

Page 1 of 1

Issued Date:11/83

Reviewed: 3/10

Revised Date:

DRAFT 3/10

Energy Conservation shall be practiced by all employees of each department in the District. It is the responsibility of the schools to share in the conservation of energy; furthermore, schools have a moral obligation to teach and support conservation of the nation's limited resources.

Descriptor Term:
Energy Conservation

Descriptor Code:
ECF-R
Rescinds:
ECF-R

Page 1 of 2
Issued Date: 11/83
Reviewed Date: 3/10
Revised Date:
DRAFT 3/10

Standard Building Temperatures

During the heating season and occupied periods, heating systems are to be adjusted where possible to maintain the following average temperatures:

Occupied Areas of Building	71°F
Kindergarten Rooms	71°F
Cafeteria and Kitchen	71°F
Storage and other Similar Normally Unoccupied Areas	60°F
Occupied Gym	68°F
Wrestling Rooms	75°F
Shops	71°F
Swimming Pool Rooms High School	77°F
Swimming Pool Rooms Junior High	86°F
Swimming Pool Water High School	82°F
Swimming Pool Water Junior High	84°F
Lavatories and Halls	68°F

During the heating season and unoccupied periods, heating systems where possible are to be adjusted to maintain average room temperature of 60°F.

Heating/cooling systems are to be shut down while buildings are unoccupied and the outdoor temperature is above 50°F.

Descriptor Term:	Descriptor Code:	Issued Date:
Energy Conservation	ECF R	4/91
	Rescinds:	Issued:
	ECF R	11/83

~~Heating systems shall be operative to produce average room temperatures not to exceed 60°F when a building is unoccupied and the outdoor temperature is below 50°F provided damage to the building contents or systems will not result by this action.~~

~~During the cooling season and unoccupied periods, when air conditioning systems are operating, cooling systems are to be adjusted to maintain average room temperatures no lower than 78°F.~~

~~———— Air conditioning systems are to be shut down when a building is unoccupied.~~

~~Domestic hot water temperature control devices must be set at 110°F or the lowest setting on the control device, whichever is higher.~~

Exceptions to Standard Building Temperatures

~~The District shall apply with all governing national and/or state temperature regulations when emergency energy consumption conditions exist.~~

~~The Business Office is authorized to submit exemption applications to the appropriate governing agency as the need to request exceptions become evident.~~

~~———— District administration is authorized to make changes in temperature settings as deemed necessary.~~

Descriptor Term:
Energy Conservation

Descriptor Code:
ECF-R
Rescinds:
ECF-R

Page 1 of 3
Issued Date: 11/83
Reviewed Date: 3/10
Revised Date:
DRAFT 3/10

1. LIGHTING

All lights will be turned off in any area that is unoccupied except for corridors, stairwells and exits as required by code.

Classrooms that are partially occupied will use partial lighting when practical.

Day lighting (natural sun light) should be used in place of electrical light when available and dependent on area use and specifications.

The following lighting levels shall be maintained and fall within the guidelines set forth by Illuminating Engineering Society of North America (IESNA):

<u>Task Area</u>	<u>Foot-Candles</u>
<u>Corridors/Stairways/Restrooms</u>	<u>10-20</u>
<u>Storage Rooms</u>	<u>10-20</u>
<u>Conference Rooms</u>	<u>20-50</u>
<u>General Offices</u>	<u>50</u>
<u>Classrooms</u>	<u>50</u>
<u>Cafeterias</u>	<u>50</u>
<u>Gymnasiums</u>	<u>30-50</u>
<u>Parking Areas (uncovered)</u>	<u>1-2</u>

2. TEMPERATURE CONTROL

Standard Building Temperatures

During the heating season and occupied periods, heating systems are to be adjusted where possible to maintain the following average temperatures:

<u>Area</u>	<u>Heating Mode</u>	<u>Cooling Mode</u>
<u>Occupied Areas of Building</u>	<u>70-72F</u>	<u>76-78F</u>
<u>Kindergarten Rooms</u>	<u>70-72F</u>	<u>76-78F</u>
<u>Cafeteria and Kitchen</u>	<u>69-70F</u>	<u>76-78F</u>
<u>Storage and other Similar</u>		
<u> Normally Unoccupied Areas</u>	<u>60F</u>	<u>N/A</u>
<u>Occupied Gym</u>	<u>68F</u>	<u>N/A</u>
<u>Wrestling Rooms</u>	<u>75F</u>	<u>N/A</u>
<u>Shops</u>	<u>68-72F</u>	<u>76-78F</u>
<u>Lavatories and Halls</u>	<u>68F</u>	<u>76-78F</u>

During the heating season and unoccupied periods, heating systems where possible are to be adjusted to maintain average room temperature of 60F.

Heating/cooling systems are to be shut down while buildings are unoccupied and the outdoor temperature is above 50F.

Descriptor Term:
Energy Conservation

Descriptor Code:
ECF-R
Rescinds:
ECF-R

Page 2 of 3
Issued Date: 11/83
Reviewed Date: 3/10
Revised Date:
DRAFT 3/10

Heating systems shall be operative to produce average room temperatures not to exceed 60F when a building is unoccupied and the outdoor temperature is below 50F provided damage to the building contents or systems will not result by this action.

During the cooling season and unoccupied periods, when air conditioning systems are operating, cooling systems are to be adjusted to maintain average room temperatures no lower than 76F. Air conditioning systems are to be shut down when a building is unoccupied.

Domestic hot water temperature control devices must be set at 110F or the lowest setting on the control device, whichever is higher.

Staff will not obstruct ventilation/return air ducts or unit ventilators.

Exceptions to Standard Building Temperatures

The District shall apply with all governing national and/or state temperature regulations when emergency energy consumption conditions exist.

The Business Office is authorized to submit exception applications to the appropriate governing agency as the need to request exceptions become evident.

District administration is authorized to make changes in temperature settings as deemed necessary.

2. SCHEDULING

All community education activities/programs shall be scheduled in rooms appropriate to the number of attendees and shall be consolidated to one air handling unit zone whenever possible. The Community Education's scheduler will coordinate the consolidation of activities based on the Zoned floor plans provided by the Operations & Properties department.

3. COMPUTERS AND OTHER OFFICE EQUIPMENT/PLUG LOADS

All computer monitors and other office equipment should be shut off when not in use. Each computer monitor should be set with a 15-minute sleep-mode.

Office copiers and printers will be shut off at night where appropriate.

Classroom televisions will be unplugged over the summer unless used for summer school.

Vending machines for pop, juice and water will be de-lamped and unplugged over the summer except in special circumstances.

5. PERSONAL APPLIANCES

Personal portable space heaters, water coolers, coffee makers, coffee warmers, microwaves and refrigerators are banned from school district facilities except where deemed necessary by the Operations & Properties department. Any exceptions to this regulation need to be submitted and approved by the Operations & Properties Department.

Descriptor Term:
Energy Conservation

Descriptor Code:
ECF-R
Rescinds:
ECF-R

Page 3 of 3
Issued Date: 11/83
Reviewed Date: 3/10
Revised Date:
DRAFT 3/10

6. GYMS AND LOCKER ROOMS

All gym and locker room lights should be turned off if area will be unoccupied for a period in excess of fifteen minutes.

Ventilation systems will be controlled to maintain the correct amount of air based on occupancy.

During spring and summer months, when phy-ed classes are outside, the gym lighting will be limited to walk-thru lighting and other minimal lighting requirements.

4. KITCHENS

Appliance and equipment “on” times will be as close as possible to the actual use.

Ventilation fans, ovens and other equipment will be shut off when not needed.

Refrigerator doors will remain closed as often as possible.

Unused kitchen beverage coolers and ice cream freezers will be unplugged over the summer.

Frozen food will be consolidated into the district maintenance and high school freezers over the summer. All other freezers will be unplugged and propped open – refer to shut down procedures for walk-ins.

5. SWIMMING POOLS

<u>Swimming Pool Room – Burnsville High School</u>	<u>80F</u>
<u>Swimming Pool Room – Eagle Ridge Junior High</u>	<u>82F</u>
<u>Swimming Pool Room – Metcalf Junior High</u>	<u>82F</u>
<u>Swimming Pool Room – Nicollet Junior High</u>	<u>84F</u>
<u>Swimming Pool Water – Burnsville High School</u>	<u>82F</u>
<u>Swimming Pool Water – Eagle Ridge Junior High</u>	<u>85F</u>
<u>Swimming Pool Water – Metcalf Junior High</u>	<u>85F</u>
<u>Swimming Pool Water – Nicollet Junior High</u>	<u>87F</u>

Swimming pool covers will be used to reduce evaporation and minimize heat loss. Users of the pool will be responsible for replacing pool cover after use.

Descriptor Term:

Facilities Construction

Descriptor Code:

FE

Rescinds:

FE (11/83)

Page 1 of 1

Issued Date: 11/83

Reviewed Date: 1/91

Revised Date: ~~1/91~~
3/10

NEW CONSTRUCTION

The Board shall determine the extent of all new construction based upon reports and recommendations submitted by the administration through the Superintendent.

Descriptor Term:
Facilities Construction

Descriptor Code:
FE-R
Rescinds:
FE-R (11/83)

Page 1 of 1
Issued Date: 11/83
Reviewed Date: 1/91
Revised Date: ~~1/91~~
3/10

DETERMINING NEEDS

The Superintendent is responsible for the establishment of a system to determine existing and projected needs of the school construction program.

The Superintendent shall report to the Board the state and condition of existing facilities as they relate to servicing future needs and purpose.

A constant effort shall be made to assess projected student enrollments, physical facilities, and financial position of the District.

At regular intervals appropriate to long range planning, the administration shall submit, for review by the Board, a report of current factors or community growth: projection of enrollments, financial resources, and conditions.

DETERMINING THE EXTENT OF NEW CONSTRUCTION

The Board shall determine the extent of all new construction based upon reports and recommendations from the Superintendent.

New construction is defined to include major repair and replacement of all building items to the extent that they shall be maintained in the condition of their original construction, or as redesigned.

Descriptor Term:

Architect

Descriptor Code:

FEB

Rescinds:

RFEB (11/83)

Page 1 of 1

Issued Date: 11/83

Reviewed Date: 4/91

Revised Date: 4/91

DRAFT 3/10

DISTRICT ARCHITECT

The District shall employ a licensed architect for major projects ~~in excess of \$100,000 and for other projects~~ on an as needed basis. ~~The same architect may serve in both capacities.~~

An architect employed by the School District shall carry errors and omissions liability coverage with limits of at least ~~\$1,000,000~~—2,000,000.

The limits of insurance required by the District may be adjusted as suggested by the following factors: size of project, complexity of project, number of prime contractors.

The policy shall not contain a deductible in excess of \$25,000.

Descriptor Term:

Site Acquisition

Descriptor Code:

FEE

Rescinds:

Page 1 of 1

Issued Date: 11/83

Reviewed Date: 1/91

Revised Date: ~~1/91~~

DRAFT 3/10

The purchase of school sites shall be considered at the earliest possible time prior to the need for a site.

Descriptor Term:

Site Acquisition

Descriptor Code:

FEE-R

Rescinds:

REE-R (11/83)

Page 1 of 1

Issued Date: 11/83

Reviewed Date: 4/91

Revised Date: ~~4/91~~

DRAFT 3/10

SCHOOL SITE SELECTION AND ACQUISITION

The selection of a site requires the cooperative effort of the Board, administration, and the District's attorney.

Site selection shall include an analysis of demographic data, housing patterns, transportation needs, acreage, and site proximity to park land.

Land acquisition shall be made by direct contact with the owner prior to initiating condemnation procedures.

Descriptor Term:
Naming School Buildings
Or Facilities

Descriptor Code:
FFB
Rescinds:

Page 1 of 1
Issued Date: 10/92
Reviewed Date:
Revised Date:
DRAFT 3/10

NAMING SCHOOL BUILDINGS OR FACILITIES

The naming or renaming of school buildings or facilities is the responsibility of the School Board. If a building or facility is to be named after an individual, that person shall have attained local or national prominence via significant contributions in any field of endeavor. Their contributions or the significance of their place in history shall be clearly established beyond the generation of their contribution.

It is the policy of the School Board to name school buildings at the time of construction. Major components of school buildings (media centers, theaters, gymnasiums, fields, etc.) may be named at any time upon recommendation from the Building Principal or action of the School Board.

Whether naming a building, facility or building component, the aforementioned criteria shall apply. The School Board will establish a committee of five to seven residents, which will receive suggestions from the community, staff and students. This committee shall be representative of the entire school district and will propose a name or names to the School Board. The School Board reserves all rights in the naming or renaming of school buildings, facilities or major components of school buildings.

Collections of works or other major gifts to the school district may be acknowledged and named by individual schools, subject to the District's gift policy.

Descriptor Term:

Retirement of Facilities

Descriptor Code:

FL

Rescinds:

FL (11/83)

Page 1 of 1

Issued Date: 11/83

Reviewed Date: 4/91

Revised Date: 4/91

DRAFT 3/10

CLOSING AND RETIRING A SCHOOL FACILITY

School facilities will be considered for closing when a facility is no longer needed or when the decline in enrollment makes operation of all facilities impractical or the operation of all facilities would have a detrimental effect on the District's education program.

Selection of a school facility for closing shall be based upon the adequacy of that facility with respect to other facilities in meeting specific criteria.

The Board shall establish a committee to include community members to investigate and make recommendation(s) of a school facility(s) for closing. Their recommendation(s) shall be presented to the Board prior to public hearings.

The Board shall hold public hearings to encourage community participation in the deliberation on closing a school facility.

When the decision is made to close a specific school facility, the Board shall determine, with the assistance of a citizen's study committee, whether the facility should be sold, leased or retained for future use.

The final decision to close a school facility shall be made by the School Board allowing adequate time to prepare for the closing and reassignment of staff members for the targeted school year.

Descriptor Term:
Retirement of Facilities

Descriptor Code:
FL-R
Rescinds:
FL-R (11/83)

Page 1 of 5
Issued Date: 11/83
Reviewed Date: 4/91
Revised Date: 4/91
DRAFT 3/10

CONSIDERATION OF FACILITY RETIREMENT

“ School facility” means all school property including District buildings, sports facilities and undeveloped land.

Prior to closing a school facility the Board shall consider alternatives to facility retirement. Alternatives may include changing school boundaries to affect enrollment, shifting programs from one building to another and implementation of new programs.

A decision to study facility closing should be made when a facility is no longer needed or when declining enrollment reaches a point at which continued operation of all facilities would result in detrimental effects of a part or all of the educational program and would also result in adverse effects on the financial management of the District.

CRITERIA FOR SELECTING FACILITY RETIREMENT

When a facility is considered for closing, educational program impact should be determined, an assessment of comparable facilities should be addressed, and the consequences for placement of students should be specified.

The criteria governing the selection of facilities to be closed are classified as follows:

Education Program Assessment

Educational Facility – The optimal enrollment, school size, room configuration and site for an educational facility should be defined to maintain an effective education program.

Educational Services – Services related to media, special programs, food distribution, administration, custodial and storage areas should be considered in light of current needs.

Staffing Patterns – Staffing to support a typical educational program in the type of building under consideration for closing should be determined based upon the current education program in effect.

Descriptor Term:
Retirement of Facilities

Descriptor Code:
FL-R
Rescinds:
FL-R (11/83)

Page 2 of 5
Issued Date: 11/83
Reviewed Date: 4/91
Revised Date: 4/91
DRAFT 3/10

Present Facility Analysis

Facility Space – Each facility under consideration should be analyzed to determine all space available to support an educational program.

Facility Financial Assessment – A comparison of maintenance and operation costs to include energy, utility and service contracts should be conducted.

Facility Physical Condition – Consideration should be given to the age and future useful life, necessary or planned building improvement, compliance with city, state and federal building codes and short and long range maintenance requirements.

Facility and Site unique Factors – Consideration should be given to those physical characteristics which could not be easily duplicated or would be difficult to replace, such as pools, theaters, athletic or playground facilities, adjacent park facilities, etc.

School / Community Implications

Enrollment – District enrollment trends should be examined to determine if a school building could be closed.

Student Reassignment – School attendance areas should be simulated to assure as much as possible in adequate distribution for students among the remaining buildings.

Student Transportation – Transportation safety and number of students transported should be considered for all affected attendance areas.

Demographic Assessment – The composition of neighborhoods relative to type and age of housing, potential for growth, enrollment trends and permanency of a decision to close a school should be studied.

Descriptor Term:
Retirement of Facilities

Descriptor Code:
FL-R
Rescinds:
FL-R (11/83)

Page 3 of 5
Issued Date: 11/83
Reviewed Date: 4/91
Revised Date: 4/91
DRAFT 3/10

Disposition of Closed Facility

District Need to Retain Facility – Consideration should be given to projecting future educational needs of the District in relationship to changing enrollment/population trends and space requirements for educationally related activities under the direction of the District.

Facility Usage Alternatives – a listing of potential uses for a closed facility should be developed to include the sale or lease of the facility, potential for other District use, and consistency with other governmental area plans.

RECOMMENDATION FOR SELECTING A FACILITY FOR RETIREMENT

A process for selecting a facility for retirement will be determined by combining those criteria specified under “Criteria for Selecting a Facility for Retirement” into statements that can be considered in a weighting process. Each statement will be assigned a weighting rank. A ranking process will be employed in the final selection for a facility retirement.

Recommendations may also consist of compilations of school facility assessments and other materials and judgments the committee feels are relevant to their final recommendation.

A net savings, if any, associated with each facility rated in ‘Present Facility Analysis’ will be calculated to include salaries, fringe benefits, maintenance and operations, supplies and materials.

The disposition of an existing facility will be determined at the time of specifying the retirement-based on the criteria in “Disposition of Closed Facility.”

Descriptor Term:
Retirement of Facilities

Descriptor Code:
FL-R
Rescinds:
FL-R (11/83)

Page 4 of 5
Issued Date: 11/83
Reviewed Date: 4/91
Revised Date: 4/91
DRAFT 3/10

PROCEDURE FOR PUBLIC HEARINGS AS PART OF DELIBERATIONS TO CLOSE A SCHOOL FACILITY

The Board shall conduct public hearings to explain the need to retire a school facility and to present the supporting documentation that has been accumulated.

The public hearing shall be fully informed of all deliberations and decisions relating to the closing or potential closing of a school.

PROCEDURE FOR SALE, LEASE OR RETENTION OF A SCHOOL FACILITY

If a facility is to be sold, the District's Business Manager shall proceed as directed by the School Board.

Funds generated from the sale of real property shall be deposited in the Debt Redemption Fund or Capital Expenditure Fund as required by Minnesota Statutes.

Lease of a school facility shall be examined in terms of short term and long term advantages to the District as compared to sale of the facility or continued ownership of vacated property.

Continued ownership of a closed facility shall be determined on the basis of alternate uses, cost of ownership, current and projected needs, feasibility of sale or lease and consequences of sale or lease.

Prior to committing a facility to an alternate use, the city government shall be consulted to determine if the proposed use is permissible under local zoning ordinances.

Descriptor Term:
Retirement of Facilities

Descriptor Code:
FL-R
Rescinds:
FL-R (11/83)

Page 5 of 5
Issued Date: 11/83
Reviewed Date: 4/91
Revised Date: 4/91
DRAFT 3/10

PROCEDURE FOR IMPLEMENTATION OF SCHOOL CLOSING

The Building principal shall be responsible for building equipment and supplies inventories, updating all student records, transferring of student records to the new school of attendance, collecting and cataloging all keys held by employees, closing of all student activity bank accounts via transfer to appropriate accounts in other buildings and the discontinuance and finalization of all purchasing.

The Office of Human Resources will inform all District employees of the impending closure and the possible effects on each staff member. Placing individuals on unrequested leave of absence must be completed pursuant to Minnesota Statutes, District Policy and applicable Master Agreements.

The custodial staff, under the direction of the Director of Operations or his/her designee, shall prepare the building for retirement by securing all entrances and windows, draining the plumbing fixtures and shutting down all mechanical equipment.

The Director of Planning and Information Systems will provide a plan for the reassignment of students, taking into consideration the enrollment in neighboring schools, walking distances, building capacities, projected enrollment changes, programs and transportation requirements.

The Superintendent will inform all District residents of the impending closure, the schedule of events designed to implement the closure and the changes in attendance areas resulting from the closure.

The Director of Purchasing and Properties shall direct the transfer, storage, sale or relocation of all materials and equipment housed in the facility to be closed.

Legal Reference: Minn. Stat. § 123.36, Subd. 13

Descriptor Term:

Descriptor Code:

Page 1 of 1
Issued Date:
DRAFT 03/10
~~January 3, 1991~~
Issued: 1/91

Guidelines for Contract
Discussions with Meet and
Confer Employee Groups

HFA
Rescinds:

The Superintendent will meet with the School Board to determine contract provision parameters prior to ~~the initiation of contract discussions-~~ meeting with Meet and Confer Employee Groups to discuss the contract for the coming years. Meet and Confer employees will have the opportunity to provide input before the district determines terms and conditions of employment.

Descriptor Term:

Descriptor Code:
HO

Page 1 of 1
Issued Date:
~~1/84~~
DRAFT 4/10
Issued: 1/84

Staff Job Actions

Rescinds:

Insurance Coverage During Work Stoppage

District 191 shall provide a system of insurance coverage or non-coverage during a work stoppage. Insurance coverage shall cease on the last day of the month in which the stoppage occurred.

Work Day Schedule

In the event of a strike by any employee group, there shall be no rescheduling of workdays missed during the work stoppage.

Descriptor Term:
Staff Job Actions

Descriptor Code:
HO-R
Rescinds:

Page 1 of 1
Issued Date:
DRAFT 4/10
Issued: 1/84

Insurance Coverage During Work Stoppage

In the event of a strike by any District 191 employee groups, insurance contributions by the District shall cease on the last day of the month following the start of the strike for all striking employees.

Striking employee shall have the opportunity to pay the entire cost of health and accident insurance plus life insurance.

The payment shall be delivered to the Business Office ~~Personnel Department~~ before the last day of the month preceding coverage and each corresponding date thereafter for the duration of the strike.

If payment is not made, all coverage will be ceased on the last day of the month in which the strike commenced. ~~suspended for the duration of the strike.~~

Members of the striking group who choose to remain on duty shall receive fringe benefits as outlined in the appropriate agreement.

To: Members of the Board of Education
Superintendent Randy Clegg

From: Sue Grissom
Executive Director of Human Resources

Date: April 22, 2010

RE: **Job Description and Position Approval for Director of Curriculum and Instruction**

RECOMMENDATION: THAT THE BOARD OF EDUCATION APPROVE THE JOB DESCRIPTION AND A .83 POSITION FOR A DIRECTOR OF CURRICULUM AND INSTRUCTION

Discussion: As the district develops and aligns curriculum with state and federal standards, it is essential that the district employ a Director of Curriculum and Instruction. The Director of Curriculum and Instruction will report to the Assistant Superintendent. Like the Director of Professional Development, this position would be a part of the Districtwide Administrators Unit. The position would be 219 days and would be a pay grade 15. The salary would be approximately \$85,000.

**ISD # 191 Job Description
(DWADIRCURRINST)
JOB TITLE: CURRICULUM AND INSTRUCTION COORDINATOR**

Exempt (Y/N): Yes

DATE: April 22, 2010

DEPARTMENT: Districtwide Administrators

OCC

NUMBER: Pay Grade 15

SUPERVISOR: Assistant Superintendent, Instruction

SUMMARY: Under the direction of the Assistant Superintendent, communicates the district's vision and long-range plans for curriculum design and facilitates selection and implementation of District curriculum and related instruction by performing the following duties.

ESSENTIAL DUTIES AND RESPONSIBILITIES include the following. Other duties may be assigned.

~~Facilitates curriculum review cycle committee meetings and selection process~~

- Communicates the district's vision, goals and long-range plans for curriculum design and development to faculty, board, parents, and the community-at-large.
- Directs and maintains district-wide initiatives that ensure ongoing review, revision, development and implementation of a fully articulated and coordinated PK-12 written curriculum for all content areas which are aligned to the state's content standards.
- Interprets the present curriculum and proposed curriculum changes to the Board of Education, administrators, faculty, parents and the community-at-large.
- Keeps abreast of the latest research, trends, and developments in all curriculum content areas.
- Synthesizes national and state-wide trends into recommendations for the ongoing enhancement and development of the district's written curriculum.
- Directs and coordinates the work of all district curriculum committees K-12.
- Communicates regularly status of work to all stakeholders.
- Resolves conflict among stakeholders
- Participates in the development of a multi-year professional development plan in order to facilitate alignment of the district's professional development initiatives with multi-year plans for curriculum renewal and implementation.
- Maintains up-to-date curriculum compendia and implementation plans and posts updated documents and information to the district's website.
- Instructs and assists teachers with curriculum mapping and the development of common assessments
- Works closely with building principals, other district administrators, and faculty to evaluate and assess the quality and effectiveness of the district's written curriculum and related teaching materials.
- Provides for the use of student achievement data as part of an ongoing process of evaluating and monitoring the effectiveness of the district's written curriculum.
- Directs a process for the identification and selection of textbooks and other

- teaching resources that are tightly aligned to the district's written curriculum.
- Coordinates the ordering and distribution of purchase of adopted textbooks and teaching resources.
- Plans and monitors the curriculum development budget.
- Conducts training on the implementation of the district's written curriculum with administrators and faculty.
- Assists content teachers with aligning instruction to the written curriculum.

~~Schedules meetings and process for decision-making~~

~~Communicates work of committees to teachers and posts information to the website~~

~~Conducts literature research to determine best practices in curriculum and instruction~~

~~Instructs teachers in the procedures/skills used in the collection of information essential to determining the mission of each subject's curriculum as well as the development of the curriculum itself.~~

~~Assists content teachers with the alignment of curriculum~~

~~Coordinates work with assessment coordinator and proposed professional development coordinator~~

~~Receives and distributes curricular materials~~

~~Assists in the training of teachers when new curriculum is implemented~~

~~Provides information to building principals about state grade level requirements and graduation requirements~~

~~Updates written documents as needed and posts information to the website~~

~~Assists principals and individual teachers with problems related to curriculum and instruction~~

~~Familiarizes self with new curriculum, materials and instruction in order to model and coach~~

~~Provides input into the curriculum budget process~~

SUPERVISORY RESPONSIBILITIES: This position ~~has no supervisory responsibilities~~ supervises the Literacy Coordinator, Elementary Media Coordinator and the Titles Coordinator.

QUALIFICATION REQUIREMENTS: To perform this job successfully, an individual must be able to perform each essential duty satisfactorily. The requirements listed below are representative of the knowledge, skill, and/or ability required. Reasonable accommodations may be made to enable individuals with disabilities to perform the essential functions.

EDUCATION and/or EXPERIENCE: ~~B.S required,~~ Master's required. ~~preferred.~~ Formal education in curriculum and instruction preferred. Five to seven years of teaching experience at a variety of levels.

LANGUAGE SKILLS: Ability to read, analyze, and interpret common scientific and technical journals and legal documents. Ability to respond to common inquiries or complaints from

internal stake holders, regulatory agencies, or members of the community. Ability to give oral presentations and write documents that conform to prescribed style and format. Ability to effectively present information orally to teachers, principals, public groups, and/or the school board.

MATHEMATICAL SKILLS: Ability to work with math concepts such as probability and Statistical inference. Ability to apply concepts such as fractions, percentages, ratios, and proportions to practical situations. Ability to have a working understanding of mathematical operations such as frequency distribution, determination of test reliability and validity, analysis of variance, correlation techniques, sampling theory, and factor analysis.

REASONING ABILITY: Ability to define problems, collect data, establish facts, and draw valid conclusions. Ability to interpret an extensive variety of technical instructions in mathematical or diagram form and deal with several abstract and concrete variables.

CERTIFICATES, LICENSES, REGISTRATIONS: MN. Teaching License, MN Administrative License required. Curriculum background preferred.

OTHER SKILLS and ABILITIES:

Computer skills

Initiative and ability to be self-directed

Ability to evaluate curriculum.

Group facilitation and leadership skills.

Group presentation skills.

Technical skills in assessment and evaluation.

Ability to maintain regular attendance.

Interpersonal skills, including ability to work well with others, be polite, helpful, courteous and compassionate.

Ability and willingness to follow District rules and policies.

Ability and willingness to follow directives from supervisors.

PHYSICAL DEMANDS: The physical demands described here are representative of those that must be met by an employee to successfully perform the essential functions of this job. Reasonable accommodations may be made to enable individuals with disabilities to perform the essential functions.

While performing the duties of this job, the employee is regularly required to sit and talk or hear. The employee is occasionally required to stand; walk; and use hands to finger, handle, or feel objects, tools, or controls. The employee must frequently lift and/or move up to 10 pounds and occasionally lift up to 25 pounds. The employee will frequently move table and set up rooms for meetings. Specific vision abilities required by this job include close vision, distance vision, and the ability to adjust focus.

WORK ENVIRONMENT: The work environment characteristics described here are representative of those an employee encounters while performing the essential functions of this job. Reasonable accommodations may be made to enable individuals with disabilities to perform the essential functions.

The noise level in the work environment is usually quiet.



**AGENDA II-B-8
April 22, 2010**

TO: Members of the School Board

FROM: Lisa K. Rider, Executive Director of Business Services

DATE: April 22, 2010

RE: Extended Field Trip – Rahn Elementary – Camp Sacajawea, June 2-3, 2010

RECOMMENDATION: That the School Board approve the extended field trip proposal submitted by Rahn Elementary School for sixth grade students to go to Camp Sacajawea and that policy requirements prohibiting elementary extended field trips be waived.

Rahn Elementary School has requested permission to take their sixth graders on an extended field trip to Camp Sacajawea June 2-3, 2010. This is Rahn's 8th trip of this nature. By policy definition, extended field trips are trips that require an overnight stay. Board policy prohibits extended field trips for elementary students unless the School Board waives the policy requirements. This proposal is in compliance with Board policy in all other respects. We believe it is worthy of Board support and recommend action accordingly.

LKR/mp

cc: Elaine Mehdizadeh



TO: Members, Board of Education Agenda Item II.B.9
April 22, 2010

FROM: Randy Clegg, Superintendent

DATE: April 15, 2010

RE: Cancel Board Listening Session

Recommendation: That the Board of Education cancel the listening session scheduled for May 6, 2010 at 6:00 p.m. for Board members to attend the John Coskran Volunteer Award Reception.



TO: Members, Board of Education Agenda Item II.B.10
April 22, 2010

FROM: Randy Clegg, Superintendent

DATE: April 22, 2010

RE: Schedule Closed Session

Recommendation: That the Board of Education schedule a Closed Session during the scheduled board meeting on April 22, 2010 at 6:30 p.m. at the Burnsville High School Senior Campus in the Diamondhead Education Center for the discussion of private student data.

Discussion: Closed sessions of the School Board must be called by a majority vote of those in attendance at a duly called Board meeting.

Typically, School Board members are to be given a three-day notice of all meetings. Since the April 22 Closed Session cannot be called until that very evening, the motion indicates that the three-day notice is waived. Any member who is unable to attend the meeting will be asked to waive their right to the three-day notice as well.



Human Resources

AGENDA ITEM: IV. A.

To: Members of the Board of Education
Superintendent Randy Clegg

From: Sue Grissom
Executive Director of Human Resources

Date: April 22, 2010

RE: **Health Insurance Rates Effective July 1, 2010**

**RECOMMENDATION: THAT THE BOARD OF EDUCATION APPROVE
A SINGLE COMPOSITE INSURANCE RATE OF \$558.06 PER MONTH
AND A FAMILY COMPOSITE INSURANCE RATE OF \$1,397.45 PER
MONTH EFFECTIVE JULY 1, 2010**

Discussion: All unions have agreed to change the health insurance plan design effective July 1, 2010. The composite rate will be based on the premium for a \$3,000 high deductible plan plus a 105 plan plus a health reimbursement account. The composite rate is less than the rates we currently pay for a fully insured product. The comparison is as follows:

	2009 - 2010	2010 - 2011 Plan Design Change	2010 - 2011 No Plan Design Change
SINGLE	\$616.63	\$558.06	\$670.79
FAMILY	\$1,647.27	\$1,397.45	\$1,791.96



Human Resources

AGENDA ITEM: IV. B.

To: Members of the Board of Education
Superintendent Randy Clegg

From: Sue Grissom
Executive Director of Human Resources

Date: April 22, 2010

RE: **Memorandum of Understanding with the BEA regarding the Burnsville – Eagan – Savage Teacher Professional Pay System**

RECOMMENDATION; THAT THE BOARD OF EDUCATION APPROVE THE MEMORANDUM OF UNDERSTANDING WITH THE BEA WHEREBY THE DISTRICT AND BEA CONTINUE THE ALTERNATIVE COMPENSATION SYSTEM FOR THE 2010 - 2011 SCHOOL YEAR, CONTINGENT UPON THE APPROVAL OF THE MINNESOTA DEPARTMENT OF EDUCATION

Discussion: The Board of Education and Burnsville Education Association approved and implemented the Professional Pay Plan four years ago. Q-Comp is now a part of the culture of the school district. The BEA ratified the attached Memorandum of Understanding on April 21, 2010. The changes are not substantive and are outlined below:

- The stipend for Professional Learning Community Facilitators will increase from \$2,150 to \$2,500. Their responsibilities have increased with implementation of the Five Year Professional Development Plan.
- The district will begin to build its own video library of pre-conferences, observations, and post-conference.
- Improvement Plans will be facilitated by the Executive Director of Human Resources rather than the Director of Professional Development. This really reflects current practice.
- Performance increment language was clarified

Burnsville – Eagan – Savage

Teacher Professional Pay System

*Memorandum of Understanding
Between the Burnsville Education Association
and the
School Board of Independent School District #191
July 1, 2010 - June 30, 2011*

April 22, 2010

BURNSVILLE – EAGAN – SAVAGE TEACHER PROFESSIONAL PAY SYSTEM

This Agreement is entered into pursuant to Minn. Stat. § 122A.414 and the Public Employment Labor Relations Act (PELRA) of 1971, as amended, Minn. Stat. § 179A.01, et seq., by and between Independent School District No. 191, Burnsville – Eagan – Savage (herein after “District”) as the public employer under the PELRA and the Burnsville Education Association (herein after “BEA”) as the exclusive representative of teachers employed by the District under the PELRA, for the purpose of fully implementing the Burnsville – Eagan – Savage Teacher Professional Pay System (known hereafter as Pro-Pay)

The terms of this Agreement are as follows:

AUTHORITY

Laws: This Agreement has been negotiated pursuant to and in compliance with the provisions of Minn. Stat. §§ 122A.414, 122A.4144 and 179A.01 et seq. The statutory authority specifically includes an exception to the PELRA in the form of an optional right to re-open negotiations regarding only the Professional Pay System.

BACKGROUND AND LEGAL REQUIREMENTS

1. Effect: This Agreement supersedes and replaces any salary or other provision of the PELRA Master Agreement that may currently be in effect between the District and the BEA that is inconsistent with any provision of this Agreement, subject to the contingencies specified in this Article.

2. Contingency:

Effect of Contingencies: In the event that any contingency specified in this Section is not met, then this Agreement will have no force or effect and the terms and conditions of employment of the teachers employed by the District will be governed by the PELRA Master Agreement then in effect. Provided, however, that either party may re-open negotiations for the PRO-PAY agreement as permitted under law in an effort to cure any cause that has nullified this Agreement.

- a. **MDE Approval:** This Agreement is contingent upon the legal requirements both of timely and of continuing approval by the Minnesota Department of Education for the 2009-2010 school year and thereafter.
- b. **Ratification:** This Agreement is contingent upon its ratification by the bargaining unit represented by the BEA and by the School Board of the District.
- c. **Continuing Revenue:** This Agreement is contingent upon the initial and continuing receipt of revenue based upon at least two hundred and sixty dollars (\$260.00) per pupil as specified in M.S. 122A.415, Subd.1 (2005). In the event additional revenue is allocated by the legislature, ISD #191 and the BEA agree to reopen the MOU to negotiate allocation of the revenue only. In the event categorical revenue is no longer available, the PRO-PAY Committee recommends the Board consider retaining at least 25 Professional Learning Community Facilitators.

Notice of Amendments: The District and BEA agree to discuss issues related to PRO - PAY during negotiations. In the event the District and BEA amend this Agreement, the Minnesota Department of Education must be apprised of the amendment(s). In the event that the MDE asserts that any amendment

is illegal and that revenue for the PRO - PAY will be suspended, withheld, terminated or otherwise reduced, then this Agreement may be terminated effective with the date of the MDE's decisions regarding changes in revenue by either party giving written notice to the other party at its official business address.

Implementation Review: Four administrators and four BEA appointed committee members will schedule monthly meetings to review and resolve any issues related to implementation.

Budget Review: PRO - PAY is funded by categorical revenue. The BEA President and District Superintendent or his/her designee will periodically meet and review the budget. At least one such review shall occur prior to the adoption of the budget for the upcoming year. The review shall include a review of end-of-year expenditures; staff coded to the account and any carryover monies.

Annual Review: The Alternative Compensation Committee will meet annually to review and evaluate the effectiveness of the plan with respect to:

- Teacher Satisfaction
- Impact on student achievement
- Impact on school culture

The results will be used to modify the plan, consistent with the Notice of Amendment section above.

TEACHER PROFESSIONAL PAY SYSTEM

Section 1. Schedules:

Subd. 1. The Professional Pay System Schedule is attached and incorporated by reference effective for fiscal year July 1, 2010 to June 30, 2011 as Appendix A.

Subd. 2. Any teacher hired after the inception of the professional pay plan will be placed on the matrix as provided in Article V of the Master Agreement.

Subd. 3. Any change in location of a teacher on the PRO - PAY matrix for subsequent fiscal years will be determined in accordance with the provisions of this Agreement. Any dispute regarding location on the PRO - PAY matrix will be resolved through the grievance provision of the Master Agreement.

Section 2. Probationary Teachers:

Subd. 1. Probationary Teachers:

- a. ~~Effective July 1, 2006~~ Each probationary teacher who has all or part of a three-year probationary period of employment under the law must complete all of the applicable performance appraisal requirements and engage in the mentoring/mentee professional relationship, in accordance with the District's standards in order to earn a performance increment for the subsequent year.
- b. Probationary Status: The District retains its managerial authority under the PELRA to evaluate and decide on the renewal or non-renewal of probationary teachers as provided by § M.S. 122A.40.

Section 3. Non-probationary Teachers:

- a. Notice of Assignment: ~~Effective July 1, 2006,~~ **Each** teacher's contract will specify the teacher's career and level placement as well as compensation information.
- b. Contingencies: In the event of the occurrence of a contingency that voids this Agreement, salary under the PRO - PAY will not be a part of any teacher's rights under the Continuing Contract statute. Salary rights will be determined pursuant to Article V of the Master Agreement.
- c. Standards: Attainment of performance increments will be in accordance with the standards of the PRO - PAY.

Section 4. ABE/ECFE Teachers:

- a. ECFE Teachers are eligible to receive a lump sum payment of \$250 at the conclusion of the **2010-2011** school year for meeting or exceeding the standard on the observation/evaluation.
- b. The district shall contribute \$250.00 to an ECFE staff development account for each ECFE teacher who meets or exceeds the standard. The revenue will be pooled to provide staff development for ECFE teachers. The revenue shall come exclusively from that received for implementation of performance incentive pay.
- c. ABE Teachers are eligible to receive a lump sum payment of \$250 at the conclusion of the **2010 - 2011** school year for meeting or exceeding the standard on the observation/evaluation
- d. The district shall contribute \$250.00 to an ABE staff development account for each ABE teacher who meets or exceeds the standard. The revenue will be pooled to provide staff development for ABE teachers. The revenue shall come exclusively from that received for implementation of performance incentive pay.

Calendar

Subd. 1. **Development of District and School-Wide Goals:**

- a. On an annual basis, a committee comprised of teachers, principals, and district administrators will set district improvement goals.
- b. The goals will be based on an analysis of student data and will align with the strategic plan and NCLB requirements (if any).
- c. On an annual basis, a committee comprised of the site administrator and teachers will set school-wide improvement goals.
- d. The goals will be based on an analysis of student data and will align with the strategic plan and district goals.

Subd. 2. **Teacher Responsibilities Summary**

- a. Be a part of a professional learning community (PLC)
- b. Complete a self-assessment as required on the performance cycle. Write annual goals following the format which has been developed. It is possible for a grade level or team to develop a goal which will be the same for all grade level teachers or team members.
- c. Each professional learning community (PLC) will be led by a facilitator.
- d. The PLC facilitator will be responsible for leading their colleagues through the PRO - PAY process.

- e. Each full-time teacher will be observed three times each year; once by a PLC facilitator or peer and twice by a district evaluator/administrator. Formative evaluations are conducted by peers and PLC facilitators. Summative evaluations are conducted by the administrator and/or district evaluators.
- f. PLC facilitators will guide all team members in the development of acceptable goals and the understanding of the performance appraisal process and standards.
- g. The goal setting and observation templates, rubrics, and examples explain what teachers must do to be successful in the PRO - PAY system.

Subd. 3. **Process and Timeline**

- a. Teachers will develop their goals by September 30th of each year and review them with their PLC facilitator. Goals are then submitted to the administrator/district evaluator.
- b. Teachers may revise their goals and resubmit them up until October 31st.
- c. Teachers earn 100% of annual performance increments by meeting or exceeding instructional performance standards on every observed component in the specified domains, I, II and III, on two summative evaluations.
- d. Teachers earn performance incentive pay by meeting or exceeding their goals as measured by classroom student achievement, school-wide student achievement, and meeting or exceeding their instructional goal.

Subd. 4. **Calendar**

- a. Teachers will meet 2 times per month with the PLC facilitator on a group or individual basis.
- b. The PLC facilitator is responsible for guiding the process throughout the year for their teams.
- c. PLC facilitators will have the opportunity to meet up to 4 times per year for training and collaboration

Subd. 5. **Observations**

- a. Each full-time teacher will be observed three (3) times during the school year; one formative and two summative;
- b. Each observation will be preceded by a pre-observation and will be followed by a post-observation conference.
- c. Each teacher may complete a self-assessment using the rubrics from Frameworks to support the goal-setting process.
- d. A four-point rubric from Frameworks will be utilized for both observer ratings and self-assessment.
- e. Teachers must meet or exceed the standard in order to receive performance increments and performance incentive pay.

Subd. 6. **Performance Pay Determination**

- a. Between April and the end of the school year, each teacher will compile documents that demonstrate student classroom achievement. The information

will be reviewed by the district evaluator and administrator. The building principal and director of professional development will determine if the school has met its school-wide achievement goal and that information will be communicated to staff.

- b. During each summative conference, the administrator or district evaluator will determine if the teacher has met or exceeded their instructional goal.
- c. Payment for classroom achievement and personal instructional goal achievement will be made as a lump sum payment no later than July 15th.
- d. Payment for school-wide achievement will be made within 60 days of receipt and analysis of results.

Section 6.A. Performance Increment Pay Dispute Resolution:

- a. Teachers who demonstrate substandard performance such that they are at risk of not earning a performance increment must be notified prior to January 1st.
- b. Prior to March 1 of that year, the teacher must have the opportunity to have consulted and worked with immediate supervisors in raising the level of job performance, consistent with ARTICLE V, Section 8, Subdivision 3 of the Master Agreement. Additional assistance is available as per Section 9. B. of this Memorandum of Understanding.
- c. The exclusive dispute resolution process is the grievance procedure described in ARTICLE XV of the Master Agreement.

Section 6. B. Performance Incentive Pay Dispute Resolution:

Subd. 1. Limitations:

- a. Scope: The dispute resolution mechanism of this Agreement extends only to disputes regarding a teacher's compliance with the standards of the PRO - PAY. Teachers retain all rights to dispute resolution as per the Master Agreement regarding all other provisions of the contract aside from those relating to PRO - PAY.
- b. Exclusive Remedy: The dispute resolution mechanism of this Agreement is the exclusive remedy for resolving disputes regarding a teacher's compliance with the standards of PRO - PAY.

Subd 2. Teacher who meets the standard:

- a. If a teacher only "meets the standard" on an observation/evaluation for which performance incentive pay is based, he or she may request two evaluators conduct the next observation/evaluation. The teacher may request:
 - the assigned evaluator and a different evaluator
 - the assigned evaluator and the building principal
- b. To ensure inter-rater reliability, the next observation/evaluation will be conducted simultaneously by both evaluators.
- c. The teacher who "meets the standard" on an observation/evaluation for which performance incentive pay is based, cannot appeal the first observation's monetary outcome.

Subd. 3. Teacher who does not meet the standard:

- a. If a teacher “does not meet the standard” on an observation/evaluation for which performance incentive pay is based, he or she may request assistance from the administrator, evaluator, and/or PLC facilitator in order to improve performance prior to the next observation/evaluation.
- b. In addition a teacher who does not meet the standard on an observation/evaluation for which performance incentive pay is based, may request that the next observation/evaluation be conducted by the evaluator and the building principal.
- c. To ensure inter-rater reliability, the next observation/evaluation will be conducted simultaneously by the principal and evaluator.
- d. The teacher who “does not meet the standard” on an observation/evaluation for which performance incentive pay is based, cannot appeal the first observation’s monetary outcome.

Section 7: Career Ladder Descriptions:

Career Ladders are career opportunities for teachers and other licensed professionals that broaden their influence on the teaching profession. It is the expectation that teachers would return to teaching, either full or part-time after serving as a district evaluator and/or professional learning community facilitator for a 3-5 year period of time. However, career ladder teacher performance will be reviewed on an annual basis. Teachers who are at the Emerging Professional Level in their careers are eligible to apply for career ladder positions. Career Ladders present teachers with many opportunities for leadership. It is the intent of the District and BEA to encourage as many different qualified teachers as possible to assume leadership positions. Career Ladder positions in ISD #191 include the following:

1. **Professional Learning Community Facilitators (50):** Professional Learning Community Facilitators facilitate staff development at the site level. They assist teachers in examining student work, analyzing student data, setting goals and improving instructional skills. They conduct formative evaluations. Effective 2010 - 2011, PLC facilitators will receive a \$2,500 ~~\$2,150~~ stipend
2. **Staff Development Instructors (13):** The District grants lane change credit to teachers who take district endorsed staff development courses. Teachers may take these classes free of charge.
 - A. The Assistant Superintendent for Teaching and Learning or his/her designee will be part of the interview team that selects teachers to serve as ER & D course instructors. The president of the BEA or his/her designee will be part of the interview team that selects teachers to serve as course instructors for all other courses.
 - B. Classes include
 - * Foundations of Effective Instruction - 3 semester credits
 - * Seeking Educational Equity and Diversity I and II - 4 semester credits each
(Total expenditure for SEED salaries cannot exceed \$12,000 for 2010 - 2011)
 - * Effective Math Instruction I- 3 semester credits - offered alternate years with Math II
 - * Effective Math Instruction II - 3 semester credits - offered alternate years with Math I
 - * Managing antisocial behavior - 3 semester credits (not funded for 2010-2011)
 - * Reading Comprehension - 3 semester credits
 - * S.I.O.P. Training - Sheltered Instruction Observation Protocol - 3 semester credits.
 - * R.T.I. - Response to Intervention - 3 semester credits
 - C. A teacher is eligible to earn no more than 6 semester credits for lane change in any given year by taking the above courses.
 - D. ~~Effective July 1, 2006~~, Staff Development Instructors will receive \$1,000 per (1) semester credit taught.
 - E. Staff Development Instructor Longevity Pay: After successfully completing three years as an instructor of a

given course, staff development instructors will receive an additional \$200 in longevity pay. ~~This provision is effective July 1, 2009.~~

3. **Classroom Demonstration Sites (To be determined):** Teachers who exceed the standard in designated areas of curriculum and instruction open their classroom to other teachers. In addition they agree to be videotaped for training purposes. Areas may include: Differentiated Instruction Classroom, Math Curriculum Implementation Classroom, Science Curriculum Implementation Classroom, etc. ~~Effective July 1, 2006,~~ Classroom Demonstration Site Teachers will receive up to \$2,000. Classroom demonstration sites that are not full-year will receive a pro-rated amount. Teachers will receive \$250 per video –taped lesson and an additional \$100 per videotaped conference. **During the 2010 -2011 school year up to 12 sessions will be taped.**

4. **Professional Development Director (1):** The professional in the position will train the PLCs, mentors and district evaluators. He or she will make arrangements to tape the classroom demonstration sites and arrange visits. He or she will research best practice and assist PLCs with staff development needs specific to their building. The Director will also be responsible for the training and scheduling of the district substitute reserve team. This will be an administrative position that works less than 12 months. ~~Effective July 1, 2006,~~ **The Professional Development Director will be paid as per the Districtwide Administrator Contract, Level 15.**

5.A. **Individual Content Mentors (40):** Each teacher new to the District will be assigned a mentor. The mentor will assist the teacher with their professional responsibilities and their classroom needs during their first year of employment. The level of support is differentiated based on the incoming experience of the newly hired teacher.

Level I. First Teaching Assignment: Each newly hired teacher will be assigned a mentor on a 1:1 basis. instruction. Level I mentors will receive a stipend of \$1,000 per mentee.

Level II. One - Three Years of Teaching Experience in another District: Newly hired teachers who have at least 1 year of teaching experience but less than 4 will be assigned a mentor on the basis of a 2:1 ratio. Level II mentors will receive a \$500.00 stipend per mentee.

Level III. Teachers who have achieved tenure in another district: Newly hired teachers who have achieved tenure in another district are eligible for a mentor on a 4:1 basis. Level III mentors will receive a stipend of \$250.00 per mentee.

A maximum of \$40,000 will expended for mentor salary stipends during the **2010-2011** school year.

5. B. **Site Mentors (18):** Each site will have one building mentor. The role of the building mentor is to assist in the effective onboarding of new teachers at the site. Onboarding includes but is not limited to explaining the culture and traditions at the building, use of e-mail, phone, grading, attendance, routine procedures and processes, etc. Each site mentor will receive an annual stipend of \$400, provided they have at least two mentees. Buildings with needs that cannot be met by one mentor may request an additional site mentor. The request shall be made in writing to the Director of Professional Development by September 15th. The Director of Professional Development will authorize additional site mentors and notify members of the Pro Pay Review Committee.

6. **District Evaluators (5):** District evaluators are licensed professionals trained by the District to conduct summative evaluations. An interview team consisting 3 teachers appointed by the BEA, 2 principals, the professional development director or a district administrator will identify an acceptable pool of applicants for the positions. Teachers who hold an administrative license and are excellent teachers are encouraged to apply as are interested, retired administrators. Every effort will be made to hire 2 evaluators with an elementary background and 2 with secondary backgrounds. The third evaluator may be either or represent a specialty area such as special education. Administration reserves the right to make the final selection.

District Evaluators will work a 184 day schedule that meets the training and evaluation needs of the position.

Teachers selected for positions as District Evaluators will be Teachers on Special Assignment for the duration of their 3-5 year assignment. ~~Effective July 1, 2006~~ District Evaluators will receive a \$5,000 stipend.

District evaluators will be assigned to a specific building and/or buildings and a set group of teachers. They will perform (2) summative evaluations of staff on cycles B, C, and D and one of staff on cycle A. They will also review artifacts supporting completion of individual classroom and school-wide goals.

District evaluators may return to their previous position after 1-2 years, if available. The request to return must be submitted by February 1st. If the previous assignment is not available, the teacher shall return to the previous department at the building from which the teacher transferred.

After completing three or more years in the position, district evaluators continue to have the right to return to teaching. The District will place the returning teacher in a position for which he or she is appropriately licensed.

7. **District Reserve Substitute Team (up to 5):** Comprehensive implementation of the PRO-PAY requires that the PLCs, mentors and teachers occasionally leave their classrooms. To ensure adequate coverage and ensure instructional quality and continuity the District and BEA agree to hire up to 5 contract substitutes. Members of the reserve sub team will work 7 hours per day on 153 student contact days. They will receive single insurance and be paid as a Level I, Probationary I teacher for one year. The Reserve Sub Team provides the opportunity for new teachers to gain broad experience and be part of a district. Members of the District Reserve Substitute Team will be selected on an annual basis.

Section 8: Professional Pay Plan Schedule:

A. The Professional Pay System Schedules are attached and incorporated by reference as described in Section 1, subdivision 1. effective for fiscal year July 1, 2010 - June 30, 2011.

B. Any change in location of a teacher on the PRO-PAY matrix for subsequent fiscal years will be determined in accordance with the provisions of this Agreement. Any dispute regarding initial placement on the PRO-PAY matrix will be resolved through the grievance provision of the Master Agreement.

Section 9: Special Circumstances:

A. Teachers with documented performance concerns:

Teachers with documented performance concerns will be provided with more direction in the area of goal-setting. Teachers will set goals that are linked to the areas(s) of needed improvement with input from the building principal. In addition, the teacher will be observed at least three times in a given year. One of the observations must be conducted by the principal. The teacher will have the option of involving the PLC_facilitator in the improvement process if he or she chooses.

B. Teachers on a formal improvement plan:

Teachers who do not meet expectations and have been formally notified of substandard performance as per provisions in the collective bargaining agreement and are at risk of not earning a performance increment, will not participate in PRO-PAY. The teacher, teacher's principal and the Executive Director of Human Resources ~~professional development director~~ will meet as a team to determine the best way to provide assistance to the teacher.

C. Part-time Teachers:

Teachers who work part-time are eligible to earn performance incentive pay equivalent to their FTE amount.

Section 10: Professional Pay:

Teachers as defined by 122A. 40 and Occupational Therapists represented by the BEA are eligible to earn two types of pay as defined below. The performance incentive pay for teachers represented in Appendix A of the Master Agreement is covered under Teacher Professional Pay System Section. 4.

A. Performance Pay Increment

Process:

1. Teacher is a member of a professional learning community
2. Teachers may complete a self-assessment. Teacher is observed three times during the school year;
 - a. one formative evaluation with pre-conference, observation, and post-conference conducted by PLC facilitator or peer
 - b. two summative evaluations conducted by a District-trained evaluator with pre-conference, observation, and post-conference
 - c. Teachers ~~who must~~ "meet the standard" will ~~to~~ receive a performance increment effective at the start of the next school year

B. Performance Incentive Pay

Process:

1. District sets district-wide improvement goals (copy attached)
2. School sets school-wide goals that align with district goals
3. Each BEA/Fair Share member sets four (4) meaningful, measurable goals that align with the district and/or school-wide goals.
 - a. Identify role in achievement of school-wide goal
 - b. Set a classroom achievement goal that aligns with school and/or district goals and includes pre and post measures
 - c. Identify two (2) instructional component goals from Domain III that support the classroom goal and may be based on your self-assessment. Teachers may not select the same instructional component as an instructional goal for more than two (2) consecutive years.
4. Progress toward goal achievement is shared with the district evaluator who in turn reviews with the building administrator. In order to be eligible to receive the school -wide achievement goal pay-out, individual staff members must set classroom achievement goals, implement the action plan, and submit results by the specified date.
5. Achievement of the Instructional Goals is documented through observation by the district evaluator and/or building principal. Performance incentive pay is awarded based on the results of the observation. Teachers are eligible to receive 50% of designated pay for meeting the standard and another 50% for exceeding the standard.
6. Performance Increments for the 2010-2011 school year are contained in Appendix A.

7. Graphic representation the of four cycle process:

2010 - 2011 ProPay Observation Cycles

CYCLE	Evaluator (Summative)	PLC Facilitator (Formative)	Peer Review (Formative)	Principal (Summative)
A	1 Domains 1, 2, 3 Complete by Jan. 31	1 Domain 3 Complete between Nov. – Mar.		1 Domains 1, 2, 3, 4 Complete by May 22
B	2 Domains 1, 3 #1 complete by Jan. 31 #2 complete by May 22		1 Domain 3 Complete by Mar. 31 - Reflection form to PLC Facilitator	
C	2 Domains 2, 3 #1 complete by Jan. 31 #2 complete by May 22	1 Domain 3 Complete between Nov. – Mar.		
D	2 Domain 3 #1 complete by Jan. 31 #2 complete by May 22 Domain 4 self- assessment		1 Domain 3 Complete by Mar. 31 Reflection form to PLC Facilitator	
Probationary Teachers				3 1 Formative 2 Summative #1 and # 2 Complete by Jan. 31 #3 by May 22

8. Breakdown of performance incentive pay payout:

- | | | |
|----|--|-----|
| a. | Meet or exceed standard on each instructional component goal | 80% |
| b. | Classroom achievement goal: | 10% |
| c. | School-wide achievement goal: | 10% |

9. All licensed, full-time general education and special education staff receive the same amount of performance incentive pay if their school makes significant progress towards the school wide goal. For example if a full-time staff member met all three goals, he or she could earn the following:

- a. Meet standard for each Instructional Component Goal: 80% \$ 200
Annual Total: \$ 800

- Exceed standard for each Instructional Component Goal: 80% \$ 400
Annual Total: \$ 1,600

- c. Classroom achievement Goal: 10% \$ 200
- d. School-wide achievement Goal: 10% \$ 200
- e. Annual maximum for a full-time equivalent teacher: 100% \$2,000

FULL-TIME TEACHER (1.0 FTE) PERFORMANCE INCENTIVE PAY EXAMPLE:

REQUIREMENT	RESULTS	PAYMENT
School Wide Achievement	School meets goal	\$200.00
School Wide Achievement	School does not meet goal	0
Classroom Achievement	Class meets achievement goal	\$200.00
Classroom Achievement	Class does not meet achievement goal	0

REQUIREMENT	Does Not Meet	Meets	Exceeds	Greatly Exceeds
Instructional Component Goal 1 First Evaluation	DNM	Meets	Exceeds	Greatly Exceeds
AMOUNT for Goal 1	0	\$200	\$400	\$400
Instructional Component Goal 2 First Evaluation	DNM	Meets	Exceeds	Greatly Exceeds
AMOUNT for Goal 2	0	\$200	\$400	\$400
Instructional Component Goal 1 Second Evaluation	DNM	Meets	Exceeds	Greatly Exceeds
AMOUNT for Goal 1	0	\$200	\$400	\$400
Instructional Component Goal 2 Second Evaluation	DNM	Meets	Exceeds	Greatly Exceeds
AMOUNT for Goal 2	0	\$200	\$400	\$400

Annual Maximum Total per each full-time equivalent	\$2000
---	---------------

Examples:

Teacher A.	Evaluation I	Meets the standard on Goal I	\$200
	Evaluation I	Exceeds the standard on Goal 2	\$400
	Evaluation II	Exceeds the standard on Goal 1	\$400
	Evaluation II	Meets the standard on Goal 2	\$200
	School - wide Goal	Not Met	\$ 0
	Classroom Achievement Goal	Met	\$200
Annual Total:			\$1,400

- A. Payment for classroom achievement and personal instructional goal achievement will be made as a lump sum payment no later than July 15th.
- B. Payment for school-wide achievement will be made within 60 days of receipt and analysis of results.

PERFORMANCE I LEVELS:

As an educational institution, ISD #191 recognizes the value of enhanced content knowledge and the attainment of advanced pedagogical skills. Levels specify educational levels. Each level represents the attainment of additional, relevant post-graduate coursework.

- Level I = BA or BS degree
- Level II = BA + 20 quarter credits
- Level III = BA + 40 quarter credits
- Level IV = BA + 60 quarter credits OR Master's degree

Teachers cannot progress beyond Level IV until he/she attains a Master's degree

- Level V = MA + 20 quarter credits
- Level VI = MA + 40 quarter credits
- Level VII = MA + 60 quarter credits OR Educational Specialist OR PhD.

APPENDIX A
Salary Schedule for 2010 - 2011

	Level I	Level II	Level III	Level IV	Level V	Level VI	Level VII
Probationary 1	34,802	36,254	37,527	39,346	41,164	42,853	44,988
Probationary 2	34,830	36,284	37,557	39,376	41,194	42,882	45,018
Probationary 3	34,862	36,316	37,587	39,406	41,224	42,914	45,048
Emerging Professional 1	35,536	36,778	38,416	41,440	44,657	45,378	47,626
Emerging Professional 2	36,414	37,979	39,761	42,976	46,707	47,605	49,647
Emerging Professional 3	38,600	40,181	42,147	45,435	47,646	49,875	52,520
Professional 1	41,857	41,982	43,748	47,287	49,516	51,540	54,573
Professional 2		45,322	45,760	49,361	51,384	54,008	56,651
Professional 3			49,869	51,799	54,419	57,250	60,079
Master Professional 1				54,787	57,411	60,243	63,278
Master Professional 2				58,640	61,580	64,559	67,896
Master Professional 3				63,391	66,410	69,615	72,988
Career Professional A	43,952	48,212	53,211	66,899	70,370	74,036	78,375
Career Professional B	47,043	50,744	56,301	69,414	73,302	77,398	82,996

DESCRIPTION OF PERFORMANCE INCREMENT PERFORMANCE TARGETS:

Probationary Teachers are beginning to translate their content knowledge into plans for instruction. During the probationary years teachers are acquiring the materials and developing effective learning activities. Probationary teachers are exploring methods of effective classroom management and physical room arrangement to enhance learning. They are beginning to acquire confidence in their ability to establish rapport with students. They are exploring and comparing strategies for dealing with problem behaviors. They recognize the importance of clear directions and asking a variety of questions but are developing their skills in this area. Probationary teachers work hard to establish grading and record-keeping methods that comport with district requirements.

Emerging Professionals are gaining skills in the areas of planning, instruction and classroom management. They have established routines for organizational tasks and classroom management that are more automatic and support instruction. They are able to devote more time to instruction and providing effective feedback to students.

Professional Teachers demonstrate deep content and curricular knowledge. They demonstrate the ability to develop learning activities that both engage students and teach the desired content. They have a deep understanding of the scope and sequence of the curriculum. Classrooms run smoothly and professional responsibilities are understood and carried out.

Master Professionals understand the needs of individual students in each class and design instruction to meet those needs. Learning objectives are clearly articulated and instruction directly targets those objectives. Student learning is assessed and the results analyzed to determine reteaching needs. Teachers utilize strategies to engage students in deep level discussion and answer higher level questions. The Master Professional contributes to the school by sharing expertise on district-wide and school-wide committees. The teacher shows professionalism in all assigned duties; whether presenting to peers, facilitating site-council, or performing hall duty.

Memorandum of Understanding

Burnsville Education Association and the School Board of Independent School District #191

Signature of Chairperson Board of Education: _____

Date:

Signature of BEA President: _____

Date:

Signature of BEA Chief Negotiator: _____

Date:

Signature of Executive Director of Human Resources: _____

Date:

To: Members of the Board of Education
Superintendent Randy Clegg

From: Sue Grissom, Executive Director of Human Resources

Date: April 22, 2010

RE: Approve Memoranda of Understanding with organized bargaining units regarding the health insurance plan design change effective July 1, 2010

RECOMMENDATION: THAT THE BOARD OF EDUCATION APPROVE THE ATTACHED MEMORANDA OF UNDERSTANDING WITH THE BURNSVILLE EDUCATION ASSOCIATION, BURNSVILLE ASSOCIATION OF EDUCATIONAL ASSISTANTS, ASSOCIATION OF CLERICAL EMPLOYEES, BURNSVILLE PRINCIPALS ASSOCIATION, DISTRICTWIDE ADMINISTRATORS, SEIU LOCAL #284 CUSTODIAL EMPLOYEES, AND SEIU LOCAL #284 CAFETERIA EMPLOYEES REGARDING THE HEALTH INSURANCE PLAN CHANGE EFFECTIVE JULY 1, 2010

Discussion: The Insurance Committee comprised of two members from each bargaining unit meets on a monthly basis to review claims and discuss insurance. After two years of study, the committee unanimously endorsed the proposed change in health insurance plans. Members of every bargaining unit voted and each approved the change.

There will be significant cost savings to both the district and employees. The district will spend **\$1,800,000** less on insurance during the 2010-2011 year than it did during the 2009 - 2010 year. At the same time it will provide a high quality plan that encourages employees to take care of their health and become better consumers of healthcare. Under the plan all preventive care continues to be covered at 100% and the three - tier, prescription co-pay plan will continue. It is a high deductible plan (\$3,000 for singles and \$6,000) for families whereby the in-network out of pocket matches the deductible. The deductible is fully funded through the combination of a 105 plan and a health reimbursement account. The percentage of premium contributed by the employee and employer are as per each collective bargaining unit.

We want to thank our new consultant Bernie Mackell for working with us to design a plan that provides high quality coverage in a cost-effective manner.

The committee recommends the board approve the change.

The district would like to recognize members of the Insurance Committee and thank them for their work. . They are Barb Cenci, Andrea Sieber, Susan Thompson, Sue Campbell, Pam Rethlake-Homolka, Deb Jackson, Lorie Beerling, Lon Strauss, Tiffany Weiler, Lisa Rider, Pat Flynn, Jon Bonneville, Libby Duethman, Paul Berge, Tom Umhoeffer, Dawn Willson, Glenn Simon and me.

Memorandum of Understanding
Between
The Burnsville Education Association and the
School Board of Independent School District #191

Effective July 1, 2010, the following language supersedes ARTICLE VII Group Insurance Section 1, ARTICLE XII, Section 3. Retirement Health Insurance, and APPENDIX A, Section 8, in the 2009 - 2011 Master Agreement:

ARTICLE VII
GROUP INSURANCE

Section 1. Health and Hospitalization Insurance Options:

Subd. 1. For all teachers who have a full-time assignment, who are employed by the School District, who qualify for and are enrolled in the base plan, the School District shall contribute the full amount of individual coverage, beginning July 1, 2009, or upon the effective date of an individual's employment. Effective with the March 15, 2010 paycheck and continuing for the remaining 6 months of pay attributed to the 2009-2010 contract year, the district shall contribute 98% of the single premium. Effective at the start of the 2010-2011 school year, the district will contribute **the equivalent value of** 95% of the single, (**composite**) premium. **The composite premium shall be based on an insurance plan which shall consist of a high deductible insurance plan with a 105 plan and a CHP (health insurance account) whereby the in-network deductible is fully paid via the CHP (health insurance account) and 105 plan and the in-network deductible equals the in-network out of pocket maximum**

The remainder shall be borne by the employee. Effective at the start of the 2006-2007 school year, full-time assignment, for insurance purposes as outlined in this Section, shall mean thirty (30) hours per week.

Subd. 2. The District contribution for full time teachers' dependent coverage shall be based upon the rate for the \$20.00 office visit co-pay HMO/PPO program **through June 30, 2010.** Effective July 1, 2009 through February 28, 2010, a teacher with dependent coverage shall contribute 15% of the monthly premium. Effective with the March 15, 2010 paycheck and continuing for the remaining 6 months of pay attributed to the 2009-2010 contract year, the teacher with dependent coverage shall contribute 18% of premium. The balance of the premium shall be paid by the District. Effective at the start of the 2010 - 2011 school year, a teacher with dependent coverage shall contribute **the equivalent value of** 20% of the monthly, **composite** premium **as defined in Subd. 1.** The balance of the premium shall be paid by the District.

Subd. 3. Effective with the March 15, 2010 paycheck, when a teacher and his/her spouse are both employees of the district and are enrolled in dependent coverage, one of the employees will contribute an amount equal to that those with single coverage contribute.

Subd. 4. Except as listed below, teachers working at least 20 hours per week but less than 30 hours per week shall contribute 30% of the premium for dependent coverage, effective July 1, 2006. **Effective July 1, 2010, teachers working at least 20 hours per week but less than 30 hours per week shall contribute the equivalent value of 30% of the composite premium for dependent coverage.** The balance shall be paid by the District. Exceptions as listed below receive health insurance contributions as per Subd. 2.

- teachers on parental leave, working at least .5
- teachers hired prior to July 1, 2006 with a .5 or greater contract
- teachers with a .5 contract prior to July 1, 2006, who temporarily accept an assignment greater than .5, have the right to return to .5 with benefits as per a full-time employee as outlined in Subd. 2.

Subd. 5. The balance of any additional premium for optional single or dependent District plans shall be paid by the teacher.

ARTICLE XII RETIRMENT HEALTH INSURANCE

Section 3. Retirement Health Insurance: Teachers retiring under the Early Retirement Incentive (above in Section 2 of this Article) shall be eligible for the full single premium—~~HMO~~ health insurance payable under the following conditions: (No teacher employed after July 1, 1989, shall be eligible for any provision of this section.)

Subd. 1. **For teachers retiring at the end of the 2009 -2010 school year, the district will contribute an amount not to exceed \$616.63 per month towards the the equivalent value of dependent, composite premium or the full cost of the single, composite premium, The contribution shall be capped at its cost at the time of retirement for those retiring at the end of the 2009 - 2010 school year. The contribution shall be capped at its cost at the time of retirement for those retiring at the end of the 2010 - 2011 school year.** ~~The full amount of the premium for the lowest cost single HMO/PPO shall be capped at its cost at the time of retirement for those retiring at the end of the 2009-2010 and 2010-2011 years.~~ For teachers retiring from a leave of absence, the full amount of the premium for the lowest cost, single HMO/PPO shall be capped at its cost at the time the teacher went on leave.

Subd. 2. District payments shall continue from the age of retirement until eligibility for Medicare or when due to disability the retiree becomes eligible for Medicare. If disabled, the teacher must apply for Medicaid/Medicare and notify the district when eligible for Medicaid/Medicare due to disability.

Subd. 3. District maximum payments shall remain at the identical level established in the year of retirement for the teacher as determined by the applicable single rate of the plan in which the teacher is participating at the time of retirement. Monthly payments to the School District for the balance of the premium shall be made by the retiree to keep the policy in force.

Subd. 4. Dependent coverage may also be purchased under the conditions outlined in Subd. 3 above.

APPENDIX A

Adult Basic Education (ABE)

Early Childhood Family Education (ECFE)

Section 8. Group Insurance. ABE and ECFE teachers who are employed 736 hours or more during a school year shall be eligible for single group insurance **whereby the in-network deductible is fully paid via the CHP (health reimbursement account) and 105 plan and the in-network deductible equals the in-network out of pocket maximum. The composite rate shall be established based on the high deductible premium plus the 105 plan plus the CHP (health reimbursement account.)**

~~the lowest cost single HMO/PPO (with co-pay) group insurance.~~ Effective **July 1, 2010**, July 1, 2008, the District will contribute **the equivalent value of** 85% of the **composite** premium per month toward dependent insurance.

This Memorandum of Understanding expires upon ratification and board approval of the 2011 - 2013 Master Agreement.

Name/Date

Name/Date

Memorandum of Understanding
Between
The Burnsville Association of Educational Assistants and the
School Board of Independent School District #191

Effective July 1, 2010, the following language supersedes ARTICLE VI Group Insurance in the 2009 - 2011 Master Agreement:

ARTICLE VI

GROUP INSURANCE

Section 1. Health and Hospitalization Insurance.

Subd. 1. Single Coverage: The School District shall provide individual coverage under a program offering choices among a number of health care providers for each employee who works twenty (20) hours or more per week, is employed by the School District, and who qualifies for and is enrolled in the School District group health and hospitalization plan. Effective July 1, 2010 the school district shall contribute 95% of the monthly composite premium for health insurance whereby the in-network deductible is fully paid via the CHP (health reimbursement account) and 105 plan and the in-network deductible equals the in-network out of pocket maximum. The composite rate shall be established based on the high deductible premium plus the 105 plan plus the CHP (health reimbursement account.) The remainder of the premium shall be paid by the employee via payroll deduction.

Any additional cost of another plan shall be borne by the employee and paid by payroll deduction

Subd. 2. Dependent Coverage: Under the same conditions as set forth in Subd. 1, above, for educational assistants working twenty (20) hours or more per week, the District contribution for dependent coverage shall be equal to 70% of the rate whereby the in-network deductible is fully paid via the CHP (health reimbursement account) and 105 plan and the in-network deductible equals the in-network out of pocket.. The composite rate shall be established based on the high deductible premium plus the 105 plan plus the CHP (health reimbursement account.) The remainder of the premium shall be paid by the employee via payroll deduction.

Subd. 3. Husband/Wife Employees

Effective July 1, 2010 when both husband and wife are employed by the district, are eligible for insurance and are enrolled, one member of the pair will contribute an amount equal to 5% of single, monthly composite premium towards family coverage.

Subd. 4. Title I: Title I Educational Assistants hired after June 15, 2006 are only eligible for single health insurance and single dental insurance provided they work at least 130 days per school year, 4 hours per day. Title I educational assistants who elect family coverage must pay the difference in premium between single and family.

Title I Educational Assistants hired prior to the end of the 2005-2006 school year are eligible for health and dental insurance as per Subd. 1 and Subd. 2 above.

This Memorandum of Understanding expires upon ratification and board approval of the 2011 - 2013 Master Agreement.

Name/Date

Name/Date

Memorandum of Understanding
Between
The Association of Clerical Employees and the
School Board of Independent School District #191

Effective July 1, 2010, the following language supersedes ARTICLE VII Group Insurance in the 2009 - 2011 Master Agreement:

Section 2. Health and Hospitalization Insurance

Subd. 1. Single Coverage:

The school district shall provide individual coverage for each employee who works twenty (20) or more hours per week, is employed by the School District group health and hospitalization plan. Effective July 1, 2010 the school district shall contribute 95% of the monthly composite premium for health insurance whereby the in-network deductible is fully paid via the CHP (health reimbursement account) and 105 plan and the in-network deductible equals the in-network out of pocket maximum. The composite rate shall be established based on the high deductible premium plus the 105 plan plus the CHP (health reimbursement account.) The remainder of the premium shall be paid by the employee via payroll deduction.

Subd. 2. Dependent Coverage:

Under the same conditions as set forth in Subd. 1, above, for employees working twenty (20) hours or more per week, the District contribution for dependent coverage for employees shall be equal to 70% of the monthly composite premium for health insurance whereby the in-network deductible is fully paid via the CHP (health reimbursement account) and 105 plan.. The composite rate shall be established based on the high deductible premium plus the 105 plan plus the CHP (health reimbursement account.) The remainder of the premium shall be paid by the employee via payroll deduction.

Subd. 3. Husband/Wife Employees

Effective July 1, 2010 when both husband and wife are employed by the district, are eligible for insurance and are enrolled, one member of the pair will contribute an amount equal to 5% of single, monthly composite premium towards family coverage.

This Memorandum of Understanding expires upon ratification and board approval of the 2011 - 2013 Master Agreement.

Name/Date

Name/Date

Memorandum of Understanding
Between
The Burnsville Principals Association and the
School Board of Independent School District #191

Effective July 1, 2010, the following language supersedes ARTICLE VI Group Insurance in the 2009 - 2011 Master Agreement:

ARTICLE VI
GROUP INSURANCE

Section 1. Health and Accident Insurance

Subd 1. For all principals who have a full-time assignment, who are employed by the District, who qualify and are enrolled in the District base plan, the District contribution for individual or dependent coverage shall be as follows:

Effective July 1, 2010, the school district shall contribute the percentage listed in the 2009 - 2011 Master Agreement towards the composite premium rate for all employees eligible for and enrolled in single insurance.

The composite premium rate shall be based on a plan whereby the in-network deductible is fully paid via the CHP (health reimbursement account) and 105 plan and the in-network deductible equals the in-network out of pocket maximum. The composite rate shall be established based on the high deductible premium plus the 105 plan plus the CHP (health reimbursement account.)

The employee with dependent coverage will contribute the percentage of the total composite premium for dependent coverage as listed in the 2009 - 2011 Master Agreement.

This Memorandum of Understanding expires upon ratification and board approval of the 2011 - 2013 Master Agreement.

Name/Date

Name/Date

Memorandum of Understanding
Between
Districtwide Administrators and the
School Board of Independent School District #191

Effective July 1, 2010, the following language supersedes ARTICLE VII INSURANCE BENEFITS, Section 1. in the 2009 - 2011 Master Agreement:

ARTICLE VII INSURANCE BENEFITS

Section 1. HEALTH AND ACCIDENT COVERAGE

For all Districtwide Administrators who have a full-time assignment, who are employed by the District, who qualify and are enrolled in the District base plan, the District contribution for individual or dependent coverage shall be as follows:

For individual coverage, it shall be equal to the rate for the highest cost HMO/PPO program offering choices among a number of health care providers and an office visit co-payment provision. Effective July 1, 2010, the School District shall provide individual coverage for each full-time employee who is employed by the School District and who qualifies for and is enrolled in the School District group health and hospitalization plan. **The employer and employee portion of the rate will be that listed in the 2009 - 2011 Master Agreement. The monthly composite rate for health insurance shall be for a plan whereby the in-network deductible is fully paid via the CHP (health reimbursement account) and 105 plan and the in-network deductible equals the in-network out of pocket maximum. The composite rate shall be established based on the high deductible premium plus the 105 plan plus the CHP (health reimbursement account.** The balance of the premium for any other plan shall be paid by the employee.

B. For dependent coverage, it shall be equal to the rate for the highest cost HMO/PPO program offering choices among a number of health care providers and an office visit co-payment provision. Effective July 1, 2007, the District will contribute 87% of the premium for dependent health insurance. The remainder of the premium will be paid by the employee. **Effective July 1, 2010, the district will contribute the portion of the composite premium for dependent coverage listed in the 2009 - 2011 Master Agreement. The remainder shall be paid by the employee.**

This Memorandum of Understanding expires upon ratification and board approval of the 2011 - 2013 Master Agreement.

Name/Date

Name/Date

Memorandum of Understanding
Between
SEIU Local #284 Custodial Employees and the
School Board of Independent School District #191

Effective July 1, 2010, the following language supersedes ARTICLE XXII Insurance in the 2009 - 2011 Master Agreement:

ARTICLE XXII
INSURANCE

Section 4. Health and Hospitalization Insurance:

Subd. 1. Single Coverage: The School District shall provide individual coverage under the base plan for each full-time employee who is employed by the School District and who qualifies for and is enrolled in the School District group health and hospitalization plan. The school district shall contribute 100% of the monthly composite premium for health insurance whereby the in-network deductible is fully paid via the CHP (health reimbursement account) and 105 plan and the in-network deductible equals the in-network out of pocket maximum. The composite rate shall be established based on the high deductible premium plus the 105 plan plus the CHP (health reimbursement account.)

Subd. 2. Dependent Coverage: Under the same conditions as set forth in Subd. 1, above, for full-time custodians, the District contribution for dependent coverage shall be equal to 70% of the composite premium for a plan offering choices among a number of health care providers The balance of the premium for dependent coverage shall be paid by the employee.

Subd. 3. Husband/Wife Employees: Effective January 1, 2010, when both husband and wife are employees of the district and elect dependent coverage, the custodial employee will contribute an amount equal to 5% of the monthly composite premium for single The balance for the premium for dependent coverage shall be paid by the employer.

This Memorandum of Understanding expires upon ratification and board approval of the 2011 - 2013 Master Agreement.

Name/Date

Name/Date

Memorandum of Understanding
Between
SEIU Local #284 Food Service Employees and the
School Board of Independent School District #191

Effective July 1, 2010, the following language supersedes ARTICLE VII Group Insurance in the 2009 - 2011 Master Agreement:

The School District shall provide individual coverage under the base plan for each food service employee who is employed by the School District and who qualifies for and is enrolled in the School District group health and hospitalization plan. The school district shall contribute the percentage in the 2009 - 2011 Master Agreement of the monthly composite premium for health insurance whereby the in-network deductible is fully paid via the CHP (health reimbursement account) and 105 plan and the in-network deductible equals the in-network out of pocket maximum. The composite rate shall be established based on the high deductible premium plus the 105 plan plus the CHP (health reimbursement account.)

Subd. 2. Dependent Coverage: Under the same conditions as set forth in the 2009 - 2011 Master Agreement, the District contribution for dependent coverage shall be equal to 70% of the composite premium for a plan offering choices among a number of health care providers The balance of the premium for dependent coverage shall be paid by the employee.

Subd. 3. Husband/Wife Employees: Effective July 1, 2010, when both husband and wife are employees of the district and elect dependent coverage, either the husband or the wife will contribute an amount equal to 5% of the monthly composite premium for single The balance for the premium for dependent coverage shall be paid by the employer.

This Memorandum of Understanding expires upon ratification and board approval of the 2011 - 2013 Master Agreement.

Name/Date

Name/Date

To: Members of the Board of Education
Superintendent Randy Clegg

From: Sue Grissom, Executive Director of Human Resources

Date: April 22, 2010

RE: Approve Amendments to 2009 - 2011 Employment Agreements

RECOMMENDATION: THAT THE BOARD OF EDUCATION APPROVE THE ATTACHED AMENDMENTS TO THE 2009 - 2011 EMPLOYMENT AGREEMENTS OF OPERATIONS AND MAINTENANCE SUPERVISORS, INFORMATION TECHNOLOGY SPECIALISTS, CONFIDENTIAL EMPLOYEES, AND COMMUNITY EDUCATION EMPLOYEES REGARDING THE HEALTH INSURANCE PLAN CHANGE EFFECTIVE JULY 1, 2010

Discussion: The Board received detailed information about the health insurance plan design change. The above amendments are needed for groups that are not a part of a union. The above groups have an employment agreement with the district. The amendments outline the change in plan design. The relative contributions to premium remain as in each employment agreement.

**AMENDMENT TO THE 2009 - 2011 EMPLOYMENT AGREEMENT
BETWEEN
OPERATION AND MAINTENANCE SUPERVISORS
AND
THE SCHOOL BOARD OF INDEPENDENT SCHOOL DISTRICT #191**

ARTICLE VIII - GROUP INSURANCE

Section 1. Health and Hospitalization

Subd. 1. Single Coverage: The School District shall contribute 95% of the full amount of individual coverage beginning July 1, 2009, or upon effective date of an individual's employment and continue monthly until June 30, 2011. Effective July 1, 2010 the school district shall contribute 95% of the monthly composite premium for health insurance whereby the in-network deductible is fully paid via the CHP (health reimbursement account) and 105 plan and the in-network deductible equals the in-network out of pocket maximum. The composite rate shall be established based on the high deductible premium plus the 105 plan plus the CHP (health reimbursement account.) The remainder of the premium shall be paid by the employee via payroll deduction. The employee shall pay the balance.

Subd. 2. Dependent Coverage: The district shall contribute 80% of the total premium for dependent coverage. Effective July 1, 2010 the school district shall contribute 95% of the monthly composite premium for health insurance whereby the in-network deductible is fully paid via the CHP (health reimbursement account) and 105 plan and the in-network deductible equals the in-network out of pocket maximum. The composite rate shall be established based on the high deductible premium plus the 105 plan plus the CHP (health reimbursement account.) The balance of the premium shall be the responsibility of the employee.

Subd. 3. Husband/Wife Employee Coverage: When both an operations and maintenance supervisor and his/her spouse are employed by the district and are eligible for insurance, the operations and maintenance supervisor shall contribute an amount equal to 5% of the single composite premium towards family coverage. The district shall pay the remainder of the premium.

ARTICLE XIII - SEVERANCE PAY

Section 3. Employees who retire from the district shall be eligible to remain in the existing group health and hospitalization insurance programs. Employees hired prior to July 1, 1988, shall be eligible for a District contribution of fifty percent (50%) toward the single composite premium or dependent composite premium until the employee is eligible for Medicare or until the death of the employee, whichever is earlier.

**AMENDMENT TO THE 2009 - 2011 EMPLOYMENT AGREEMENT
BETWEEN
INFORMATION TECHNOLOGY EMPLOYEES
AND
THE SCHOOL BOARD OF INDEPENDENT SCHOOL DISTRICT #191
Effective July 1, 2010**

GROUP INSURANCE AND BENEFIT PLANS

Health Insurance:

Single Insurance: The Board will contribute the individual premium for the health and hospital insurance policy for each employee who works thirty (30) hours or more per week and who is enrolled in the district group health and hospitalization plan. The school district shall contribute 100% of the monthly composite premium for health insurance whereby the in-network deductible is fully paid via the CHP (health reimbursement account) and 105 plan and the in-network deductible equals the in-network out of pocket maximum. The composite rate shall be established based on the high deductible premium plus the 105 plan plus the CHP (health reimbursement account.)

Dependent Insurance: The District contribution for dependent coverage for each employee who works thirty (30) hours or more per week and who is enrolled in the District group health and hospitalization plan shall be equal to 70% of the composite premium. The employee shall pay the balance of the premium for dependent coverage

**AMENDMENT TO THE 2009 - 2001 EMPLOYMENT AGREEMENT
BETWEEN
CONFIDENTIAL EMPLOYEES
AND
THE SCHOOL BOARD OF INDEPENDENT SCHOOL DISTRICT #191
Effective July 1, 2010**

Health Insurance:

Single Coverage: The Board will contribute the individual premium for the health and hospital insurance policy in effect in the School District as elected by the employee for each full-time employee who is employed by the School District and who qualifies for and is enrolled in the School District group health and hospitalization plan. The school district shall contribute 100% of the monthly composite premium for health insurance whereby the in-network deductible is fully paid via the CHP (health reimbursement account) and 105 plan and the in-network deductible equals the in-network out of pocket maximum. The composite rate shall be established based on the high deductible premium plus the 105 plan plus the CHP (health reimbursement account.)

Dependent Coverage: Under the same conditions as set forth in Subd. 1, above, the District will contribute 80% of the composite premium for dependent coverage. The balance of the premium shall be paid by the employee.

Husband/Wife Employees: Effective January 1, 2010, when both husband and wife are employees of the district and elect dependent coverage, one of the employees will contribute an amount equal to 5% of the monthly composite premium for single coverage. The balance for the premium for dependent coverage shall be paid by the employer.

**AMENDMENT TO THE 2010 - 2011 EMPLOYMENT AGREEMENT
BETWEEN
COMMUNITY EDUCATION EMPLOYEES
AND
THE SCHOOL BOARD OF INDEPENDENT SCHOOL DISTRICT #191
Effective July 1, 2010**

- A. Single Health Insurance: Effective July 1, 2010, the District will contribute 90% of the composite monthly premium towards individual coverage in the lowest cost health insurance plan offered by the district for each contracted employee who meets the eligibility requirements as listed in the programs above. The remainder shall be paid by the employee. Any additional cost for any other plan shall be borne by the employee and paid via payroll deduction. Eligible employees must enroll in the plan.
- B. Family Health Insurance:
1. Contracted part-time employees: Under the same conditions as set forth above, contracted employees who work at least 30 hours per week in a school year program will receive a District contribution equivalent to 65% of the monthly, composite premium in the lowest cost health insurance plan offered by the district. The balance of the premium for dependent coverage shall be paid by the employee.
 2. Contracted full time employees: (52 weeks per year, 40 hours per week): Contracted full-time employees will receive a District contribution of 70% of the monthly, composite premium for dependent coverage for the lowest cost health insurance plan offered by the district. The balance of the premium for dependent coverage shall be paid by the employee via payroll deduction.
- C. For all contracted employees hired after July 1, 2002, the district will contribute 90% of the monthly, composite premium for individual coverage for towards health insurance. The balance of the premium for single or dependent coverage shall be paid by the employee via payroll deduction.

To: Members of the Board of Education
Superintendent Randy Clegg

From: Sue Grissom, Executive Director of Human Resources

Date: April 22, 2010

RE: Approve Amendments to contracts with Cabinet Members and the Superintendent

RECOMMENDATION: THAT THE BOARD OF EDUCATION APPROVE THE ATTACHED AMENDMENTS TO THE 2009 - 2011 CONTRACTS WITH SUPERINTENDENT RANDY CLEGG, ASSISTANT SUPERINTENDENT SANDI NOVAK, EXECUTIVE DIRECTOR OF BUSINESS SERVICES LISA RIDER AND EXECUTIVE DIRECTOR OF HUMAN RESOURCES, SUE GRISSOM REGARDING THE HEALTH INSURANCE PLAN CHANGE EFFECTIVE JULY 1, 2010

Discussion: The Board received detailed information about the health insurance plan design change. The administrators listed above each have an individual contract with the district. The amendments outline the change in health insurance that will become effective July 1, 2010. The relative contribution to premium remains the same.

**Amendment to the 2009 - 2011 Contract
between
Susan J. Grissom, Executive Director of Human Resources
and
The Board of Education of Independent School District #191
Effective July 1, 2010**

1. Health and Accident Insurance

The Board will contribute the individual or family premium for the health and accident insurance policy currently in effect in the School District. Effective July 1, 2003, the employee with dependent coverage will contribute \$265.33 per month towards the premium.

4. Retirement Health Insurance

Should the Executive Director for Human Resources have completed fifteen (15) or more years of District 191 full-time employment, the District shall provide seventy-five percent (75%) of individual or family health and accident and dental insurance policies in effect at the time of retirement.

Should the Executive Director for Human Resources have completed twenty (20) or more years of permanent District employment, the District shall provide for the full one hundred percent (100%) cost of the composite premium. **The composite premium consists of the CHP (health reimbursement account), 105 plan and high deductible premium. The in-network out of pocket equals the deductible.** The premium contribution terminates seven (7) years from the date of retirement.

Signature: _____

Signature: _____

Date: _____

Date: _____

**Amendment to the 2009 - 2011 Contract
between
Sandi Novak, Assistant Superintendent
and
The Board of Education of Independent School District #191
Effective July 1, 2010**

1. Health and Accident Insurance

The Board will contribute the full premium for the individual health and accident insurance policy in effect in the district. The Board will contribute the full premium for family health and accident insurance policy in effect in the school district minus the Assistant Superintendent's contribution of \$265.33 per month.

4. Retirement Health Insurance

Should the Assistant Superintendent retire from ISD #191 with ten (10) or more years of full-time District employment, the Board will provide for the full one hundred percent (100%) of **composite** individual or **composite** family health and accident and dental insurance policies in effect at the time of retirement. . **The composite premium consists of the CHP (health reimbursement account) plus the 105 plan plus the high deductible premium. The in-network out of pocket equals the deductible.** The premium contribution shall continue from the date of retirement until eligibility for Medicare.

Signature: _____

Signature: _____

Date: _____

Date: _____

**Amendment to the 2009 - 2011 Contract
between
Lisa Rider, Executive Director of Business Services
and
The Board of Education of Independent School District #191
Effective July 1, 2010**

Health and Accident Insurance

The Board will contribute the full **composite** premium for the individual health and accident insurance policy in effect in the School District. The Board will contribute the full **composite** premium for family health and accident insurance policy in effect in the school district minus the Executive Director of Business Services' contribution of \$265.33 per month. **The composite premium rate consists of the CHP (health reimbursement account) plus the 105 plan plus the high deductible premium. The in-network out of pocket equals the deductible.**

Signature: _____

Signature: _____

Date: _____

Date: _____

**Amendment to the 2009 - 2011 Contract
between
Dr. Randall Clegg, Superintendent
and
The Board of Education of Independent School District #191
Effective July 1, 2010**

VI. Insurance

A. Health and Hospitalization and Dental

The School District shall provide the Superintendent with either single or dependent health and hospitalization insurance coverage under the School District's group plan.

Single Insurance: The School District shall contribute 100% of the **composite** premium for single health and hospitalization and single dental insurance.

Dependent Insurance: The School District shall contribute the full cost of **composite** dependent health and hospitalization insurance **rate**, less \$50.00 per month to be paid by the Superintendent via payroll deduction. The composite rate **consists of the CHP (health reimbursement account) plus the 105 plan plus the high deductible premium. The in-network out of pocket equals the deductible.** shall The School District shall contribute 100% of the premium for dependent dental coverage.

Signature: _____

Signature: _____

Date: _____

Date: _____

BURNSVILLE EAGAN SAVAGE
Independent School District 191
Human Resources

AGENDA ITEM: IV. F.

To: Members of the Board of Education
Superintendent Randy Clegg

From: Sue Grissom
Executive Director of Human Resources

Date: April 22, 2010

RE: **Proposed Revisions in the Collective Bargaining Agreement with the Burnsville Association of Educational Assistants and Independent School District 191**

RECOMMENDATION: THAT THE BOARD OF EDUCATION APPROVE THE REVISIONS AND READOPT THE UNCHANGED LANGUAGE IN THE 2009 - 2011 COLLECTIVE BARGAINING AGREEMENT WITH THE BURNSVILLE ASSOCIATION OF EDUCATIONAL ASSISTANTS

Highlights of the agreement include:

1. Wages will increase by 1% in 2009 - 2011 and 1% in 2010 - 2011
2. The district will be able to hire proficient bilingual educational assistants and pay them .75 per hour above the stated hourly wage
3. There was no change in longevity for the 2009 - 2010 school year. However longevity will increase by .15 per hour effective July 1, 2010. In addition a new longevity step was added in the 20th year. The cost of the longevity increase in the second year and adding a new longevity step is the same as doing .10 in year one and .05 in year two.
4. Effective July 1, 2010, employees with single insurance will contribute 5% towards the monthly premium.
5. Effective July 1, 2010, husband/wife employees will contribute an amount equal to 5% of single premium towards family coverage
6. Personal sick leave accrual will increase from 90 to 105 days.
7. A new section was added on maternity leave
8. Language was clarified in regards to seniority groupings for the purpose of rehiring from the preferential hiring list
9. Effective July 1, 2010 the district match to a 403(b) is no longer linked to unused sick leave. The match increased by \$25.00 effective in the second year of the contract.

Attachments: Summary of Language Changes

**BAEA Negotiations
2009 - 2011**

	Tentative Agreement
ARTICLE V COMPENSATION Section 1 Hourly rates of pay	1% retroactive to July 1, 2009 1% effective July 1, 2010
ARTICLE V COMPENSATION Section 3. Extra Compensation <u>New Subd. 1.</u> <u>Bilingual</u> <u>Educational</u> <u>Assistants</u> (Re-number subsequent sections)	<u>Proficient, bilingual educational assistants will earn .75 above the stated hourly wage.</u>
ARTICLE V COMPENSATION Section 5 Longevity	No increase in longevity in 2009 2010 Effective July 1, 2010 longevity increments are as follow: After 6 yrs > from .32 - .47 After 9 yrs > from .85 – 1.00 After 14 yrs. > from 1.07 – 1.22 Effective July 1, 2010 a new longevity step is effective After 19 years longevity of 1.62
ARTICLE VI GROUP INSURANCE Section 1. Health and Hospitalization Insurance Subd. 1. Single Coverage	<u>Effective July 1, 2010, the district will contribute 95% of the premium for those with single coverage. The employee shall pay the remainder.</u>
ARTICLE VI GROUP INSURANCE Section 1. Health and Hospitalization Insurance Subd. 3. Husband/Wife	<u>Effective July 1, 2010, when both husband and wife are employed by the district and carry dependent coverage, the husband or wife must contribute an amount equal to 5% of the single premium towards dependent coverage. The district will pay the remainder.</u>

Employees (renumber subsequent sections)	
ARTICLE VII LEAVES OF ABSENCE Section 2. Personal Illness Absence:	Effective July 1, 2010 personal sick leave maximum accrual will increase from 90 days to 105 days
ARTICLE VII LEAVES OF ABSENCE Section 2. Personal Illness Absence:	<p><u>Section Family Illness Leave:</u></p> <p><u>Subd. 1. Extended Family</u> Three (3) days per year, cumulative to four (4), for serious illness of spouse, children <u>of any age</u>, parents, parents of spouse, grandparents, grandchildren, brother or sister of employee. Family illness leave shall be pro-rated for educational assistants that begin work after the start of the school year.</p> <p><u>Subd. 2. Minor Children Sick or Injured Child Care Leave:</u> As per M.S. 181.9413, educational assistants who have exhausted their family illness absences may use personal illness absence provided by the employer for absences due to an illness of the employee's child for such reasonable periods as the employee's attendance with the child may be necessary, on the same terms the employee is able to use personal illness leave benefits for the employee's own illness. This section applies only to personal illness leave benefits payable to the employee from the employer's general assets. A child means an individual under eighteen (18) years of age or an individual under age twenty (20) who is still attending secondary school.</p>
ARTICLE VII LEAVES OF ABSENCE Section 10. FMLA	<p><u>Section 9. General Absence Without Pay:</u> Members of this Unit will be permitted to take one (1) absence without pay of no more than (10) consecutive educational assistant work days only once during the school year, except in instances of a documented case of a serious illness or injury in the immediate family. Notice of such absence shall be given to the Human Resources Office two (2) weeks ahead of that absence, except in an emergency. Failure to obtain permission to take time off without pay will result in discipline. A second absence without pay, due to emergency circumstances, can be granted at the discretion of the District.</p> <p><u>Section 10. Medical Leave of Absence:</u></p> <p><u>Subd. 1. FMLA:</u> Educational Assistants are eligible for FMLA leave only if they satisfy the federal work eligibility requirements. Under federal law employees must have worked 1250 hours the previous school year.</p> <p><u>Subd. 2. Unpaid Leave of Absence for the serious illness or injury of</u></p>

	<p><u>an immediate family member:</u> <u>Educational Assistants may request up to a 12 week unpaid, leave of absence in the event of a serious illness or injury in the immediate family. No benefits will accrue during the leave. In order to maintain insurance, employees must pay the full premium during such a leave. For serious personal illness or injury, see Article VI, Section 6, Subd. 3.</u></p>
<p>ARTICLE VII LEAVES OF ABSENCE <u>NEW SECTION 3.</u> <u>Maternity Leave</u></p>	<p><u>Maternity Leave:</u></p> <p><u>Subd. 1. The start of a physical disability absence for pregnancy, delivery, and recovery from childbirth shall be determined by the employee’s physician. The end of a physical disability absence for childbirth shall be determined by the employee’s physician at the time of the child’s birth.</u></p> <p><u>Subd. 2. To access paid personal illness days and, if necessary, long-term disability insurance, the educational assistant must provide the estimated start of a physical disability to Human Resources no later than two (2) months prior to the estimated date of delivery. Estimated start and end times can be modified by the physician.</u></p> <p><u>Subd. 4. An employee who becomes disabled as a result of pregnancy, childbirth, and delivery shall have the right to utilize accrued sick leave and long-term disability benefits for the period of time they are disabled due to pregnancy, childbirth, and delivery.</u></p>
<p>ARTICLE XIII SENIORITY/REDU CTION IN STAFF Section 7. Preferential Hiring List</p>	<p><u>Section 7. The District shall establish a preferential hiring list including all educational assistants who have been terminated due to a reduction in work force. <u>Employees will be placed and rehired from the specific preferential hiring list grouping based on the following eleven (11) categories:</u></u></p> <p><u>1. Elementary General</u></p> <p><u>2. Secondary General</u></p> <p><u>3. Secondary Management Level 3, Campus Supervisors, BHS department assistants</u></p> <p><u>4. Secondary Management Level 4</u> <u>BHS Parking lot attendant</u> <u>Special Education Job Coaches</u> <u>Science Lab Technicians</u></p> <p><u>5. ESL/General Instructional 2b</u></p> <p><u>6. Title I</u></p> <p><u>7. Health</u></p> <p><u>8. Elementary Management Level 3</u></p> <p><u>9. Elementary Management Level 4</u></p> <p><u>10. Media</u></p>

	11. Technology . Educational assistants shall remain on such list until the first anniversary of their termination date. An open position will be awarded to an applicant on the preferential hiring list.
ARTICLE XIV RETIREMENT Section 2, Subd 2.	Eliminate connection between sick days and the match effective July 1, 2010. No increase in match for 2009 - 2010 The district will <u>match up to \$525.00 effective July 1, 2010.</u>
Misc.	Continuous service will be clarified to mean "in the unit" for purposes of longevity and holiday pay

BURNSVILLE EAGAN SAVAGE

Independent School District 191

Human Resources

AGENDA ITEM: IV.G.

To: Members of the Board of Education
Superintendent Randy Clegg

From: Sue Grissom
Executive Director of Human Resources

Date: April 22, 2010

RE: **Proposed Revisions in the Collective Bargaining Agreement with SEIU Local #284 Food Service Employees and Independent School District #191**

RECOMMENDATION: THAT THE BOARD OF EDUCATION APPROVE THE REVISIONS AND READOPT THE UNCHANGED LANGUAGE IN THE 2009 - 2011 COLLECTIVE BARGAINING AGREEMENT WITH SEIU LOCAL #284, FOOD SERVICE EMPLOYEES AND INDEPENDENT SCHOOL DISTRICT 191

The District and negotiators for Local #284 Food Service Employees reached a tentative agreement on April 12, 2010.

Highlights of the Agreement include:

1. Wages will increase by 1% in each of the two years of the contract
2. Certification differentials will increase by .10 in 2009
3. The district will reimburse food service employees \$75.00 for taking recertification courses
4. Longevity will increase by .05 in 2009
5. Effective July 1, 2010 food service employees must work at least 6 hours per day in order to be eligible for insurance. Current employees who are eligible at (4) hours will continue to be eligible.
6. Effective July 1, 2010, life insurance will increase from 35,000 to 50,000
7. Effective July 1, 2010 those with single insurance will contribute 5% to premium and husband/wife employees will contribute an amount equal to 5% of single premium toward family coverage
8. Food Service employees must work at least (6) hours in order to receive a paid lunch.
9. The uniform reimbursement increased from \$110 annually to \$115 annually
10. Effective July 1, 2010 the district will match up \$600 per year to a 403(b) plan.

Attachment: Summary of Contract Changes

**Food Service Negotiations
2009 - 2011
Tentative Agreement
April 12, 2010**

	Two year contract 2009-2011; change all applicable dates.
	On cover and throughout document change School Service Employees Local #284 to <u>Service Employees International Union Local 284.</u>
ARTICLE III DEFINITIONS Section 2.	<u>Section 2. Description of Appropriate Unit:</u> For purposes of this Agreement, the term cafeteria employees shall mean all persons in the appropriate unit employed by the School District in such classifications excluding the following: supervisory employees, part-time employees who <u>whose</u> service do not exceed fourteen (14) hours per week or thirty-five percent (35%) of the normal work week, temporary, including substitute or seasonal employees whose service do not exceed sixty-seven (67) days per calendar year, and emergency employees. Included in the Unit are all cook managers—secondary and elementary, assistant cooks and second cooks. <u>A normal work week shall be considered 35 hours per week.</u>
ARTICLE VI COMPENSATION Section 1.	1% Salary Schedule Improvement effective July 1, 2009 1% Salary Schedule Improvement effective July 1, 2010
Section 1. Rates of Pay	<u>Add a separate lane for Senior High Cook Manager to schedule effective July 1, 2009 Apply salary schedule improvement to rate.</u>
ARTICLE VI COMPENSATION Section 1.	If an elementary school exceeds an average of 500 daily student participation meals over 20 consecutive student contact days, excluding late start days, the manager shall advance to the rate of a secondary cook manager on the pay rate schedule <u>beginning the 21st day.</u> If the average falls below 500 student daily participation meals over 20 consecutive student contact days, excluding late start days, the manager shall return to the pay rate for an elementary cook manager <u>on the 21st day.</u> In both instances, it is the responsibility of the cook manager to draw attention to the threshold change <u>within five working days.</u>
	<i>Same as # 5 above</i>
ARTICLE VI Compensation Section 2	<u>Section 2. Effective 9/15/98, All</u> contracted food-service employees will be paid over 24 pay periods (9/15-8/30).

<p>ARTICLE VI Compensation <u>Section 3.</u></p>	<p><u>Effective July 1, 2009</u>, employees, who attain and maintain School Nutrition Association Certification Level I, shall receive \$.25 <u>\$0.35</u> per hour above schedule. Employees who attain and maintain School Nutrition Service Association Certification Level II shall receive \$.50 <u>\$0.60</u> per hour above schedule. Employees who attain and maintain American School Food Service <u>Nutrition Association</u> Certification Level III shall receive \$.65 <u>\$0.75</u> per hour above schedule. When evidence of completion is presented to the Food Service Director, pay adjustment will be made beginning on the following work day. The Food Service Director or his/her designee will inform new employees of training opportunities and encourage new employees to complete Serv Safe and Healthy Edge training prior to the completion of his/her probationary period.</p>
<p>ARTICLE VI Compensation <u>Section 4.</u></p>	<p><u>Other Food Service Classes:</u> All employees shall be required to attend the Healthy Edge and Serv Safe classes or equivalent, with the tuition paid by the District. New employees must attend within the first ninety (90) working days of their employment. New employees who do not complete their probationary period shall have their final paycheck from the District deducted to reflect the District's tuition payments for these classes. Employees shall be reimbursed up to \$70 <u>\$75.00</u> per year for food service classes <u>and any other continuing education class germane to their assignment.</u> Compensation for additional course work shall be at the Food Service Director's discretion.</p>
<p>ARTICLE VI Compensation <u>Section 5. Longevity Pay</u></p>	<p>Effective July 1, <u>2009</u>, employees with seven (7) years of District service shall receive an additional \$.20 <u>\$0.25</u> per hour above base rate for the classification currently held. Employees with twelve (12) years of District service shall receive an additional \$.26 <u>\$0.31</u> per hour above base rate for the classification currently held. Employees with seventeen (17) years of District service shall receive an additional \$.32 <u>\$0.37</u> per hour above base rate for the classification currently held. Employees with twenty two (22) years of District service shall receive an additional \$.37 <u>\$0.42</u> per hour above base rate for the classification currently held. Years of service for purposes of this Section shall mean full years of service except that the first year of service may <u>shall</u> be counted if employment began prior to January 1 of the first year of service.</p>

<p>ARTICLE VII GROUP INSURANCE Section 2. Subd. 1 Single Coverage</p>	<p><u>Section 2. Health and Hospitalization Insurance:</u></p> <p><u>Food Service employees who are employed four or more hours per day as of July 1, 2010 are eligible for insurance as described below. Current food service employees who work less than four hours per day as of July 1, 2010 and all employees hired on or after July 1, 2010 must work at least 6 hours per day in order to be eligible for insurance.</u></p> <p><u>Subd. 1. Single Coverage:</u> The School District shall pay the premium cost for individual coverage for the base plan for each employee who works four (4) or more hours per day. The base plan will include a \$20.00 office visit co-payment provision. <u>Effective July 1, 2010 the district will contribute 95% of premium for those employees eligible for and enrolled in single coverage.</u></p> <p><u>Subd. 2. Dependent Coverage:</u> Except as outlined below, the District contribution for dependent coverage shall be equal to 70% of the rate for the highest HMO/PPO program offering choices among a number of health care providers and a \$20.00 office visit co-payment provision. The balance of the premium for dependent coverage shall be paid by the employee.</p> <p>The District contribution for dependent coverage for employees hired after July 1, 2002 who work at least (4) four hours per day but less than (6) hours per day, shall be 50% of the rate for the highest HMO/PPO program offering choices among a number of health care providers and a \$20.00 office visit co-payment provision. The balance of the premium for dependent coverage shall be paid by the employee.</p>
<p>ARTICLE VII GROUP INSURANCE Section 2. Health and Hospitalization Insurance <u>Subd. 3.</u> <u>Husband/Wife Employees</u></p>	<p><u>Subd. 3. Effective January 1, 2010, when both husband and wife are employees of the district and elect dependent coverage, either the husband or the wife will contribute an amount equal to 5% of the premium for single insurance for the highest cost HMO/PPO program offering choices among a number of health care providers and a \$20.00 office visit co-payment provision. The balance for the premium for dependent coverage shall be paid by the employer.</u></p>
<p>ARTICLE VII GROUP</p>	<p>All employees who work three (3) hours or more per day shall also be provided life and dismemberment insurance coverage in</p>

<p>INSURANCE Section 5. Life Insurance:</p>	<p>the amount of \$5,000 at District expense. Effective January 1, 2006 the preceding sentence is null and void. Effective January 1, 2006, Effective July 1, 2010, employees who work four (4) or more hours per day shall be provided with life and dismemberment insurance coverage in the amount of \$35,000 <u>\$50,000.00</u> at District expense. Insurance is to be subject to the insurance company's terms and conditions.</p>
<p>ARTICLE IX HOURS OF SERVICE Section 3: <u>Shifts and Starting Time:</u> Sub. 2.</p>	<p><u>Section 3: Shifts and Starting Time:</u></p> <p>Subd.1. Cafeteria employees are employed on an hourly basis. Regular hours of work are to be determined by the Director of Food Services.</p> <p><u>Subd. 2. Break Time:</u></p> <p><u>Effective July 1, 2010, employees who work four (4) or more hours per day shall receive a 15 minute paid break.</u></p> <p>Subd. 3 A..2. <u>Lunch:</u> <u>For the 2009 - 2010 school year,</u> regular hours of work shall include actual hours worked and one-half (1/2) hour lunch period for all employees who work over four (4) hours per day. Those who work four (4) hours per day or less must eat lunch on their own time.</p> <p><u>Subd. 3..B. Effective July 1, 2010, regular hours of work shall include actual hours worked and one-half (1/2) hour paid lunch period for all employees who work at least (6) six hours per day.</u></p> <p>Those who work four (4) hours per day or less must eat lunch on their own time.</p> <p><i>Renumber subsequent sections.</i></p>
<p>ARTICLE XII Miscellaneous Section 3. Job Posting Subd. 1.</p>	<p><u>During the school year,</u> job vacancies will <u>simultaneously</u> be <u>e-mailed to kitchen managers and</u> posted <u>on the District website for a period of seven working days. Kitchen managers will forward information to all employees at each site.</u> During the summer months, <u>Job postings occurring after the last day of school thru July 31st shall be posted on the District website on the first working day in August of each year.</u> will be accumulated and mailed to employees at one time on or near August 15 each year. Internal applicants for first <u>assistant</u> cook <u>and cook</u> manager will <u>shall</u> receive interviews.</p>

<p>ARTICLE XII Miscellaneous Section 3. Job Posting Subd. 2</p>	<p>; New positions or vacancies shall be posted on each kitchen bulletin board for a period of five (5) (7) workdays. The posting shall include the position, <u>job description</u>, hours and location of the job.</p>
<p>ARTICLE XII Miscellaneous Section 3. Subd. 4.</p>	<p>New employees and employees selected to fill posted positions at a higher level shall be on a probationary status for a period of sixty-seven (67) days. Employees who have been promoted to a higher level position and are not successful in this position will be returned to their previous classification. Employees returning to a previously held classification need not serve a new probationary period.</p>
<p>ARTICLE XII Miscellaneous <u>Section 7. Uniforms:</u></p>	<p>Sub. 2. The District <u>will provide an annual uniform allowance</u> will reimburse of of \$115.00 for uniform purchase for all cafeteria employees who are members of this Unit. is \$110 \$115.00 annually, upon evidence of purchase being submitted to the Food Service Director. Food service employees who purchase their own shoes rather than wearing those provided by the District will receive an additional \$15.00 annually. (Payment will be made on or about September 15.) December 15, and April 15 for the claims submitted at least fifteen (15) workdays prior to payment date.)</p>
<p>ARTICLE XII Miscellaneous Section 3. <u>Subd. 8.</u></p>	<p><u>If the district runs a summer program that requires district food service to prepare and provide meals, the position will be posted. The successful candidate must have their food manager certification issued by the MN Department of Health. Preference will be given to food service staff at whose building the program is housed. The successful candidate will receive elementary cook manager pay + any differential or their current rate, whichever is higher.</u></p>
	<p><u>Section 12. Retirement/Severance Pay:</u> Plan B: Subd. 2. Contributions as permitted under provisions of the Internal Revenue Code 403 (b) will be made as follows: Effective July 1, 2008, If an employee in Plan B retires at the conclusion of a school year, the employee will receive a lump sum payment of \$300 plus \$20.00 for each full day of unused sick leave for the prior year, to a maximum of \$500.00 in lieu of a match to their 403 (b). Effective July 1, 2008, the District will match \$300 plus \$20.00 for each full day of unused sick leave from the prior year, to a maximum of \$500, prorated for calculation effective July 1,</p>

~~2000 (based on sick leave usage from July 1, 1999 through June 30, 2000) and each July 1 thereafter. Sick leave is not forfeited by the employee.~~

Subd. .. Effective July 1, ~~2008~~ 2010, if an employee in Plan B retires at the conclusion of a school year, the employee will receive a lump sum payment of \$300 plus ~~\$20.00~~ \$30.00 for each full day of unused sick leave for the prior year, to a maximum of ~~\$500.00~~ \$600.00 in lieu of a match to their 403 (b).

Position 2008-2009		Step 1	Step 2	Step 3
Cook M. BHS		22.15	23.07	XXX
Cook M. Sec.		20.90	21.82	XXX
Cook M. El.		20.09	21.07	XXX
1st Cook/Snack Bar		15.58	17.16	18.08
2nd Cook		12.71	14.33	16.07

Position 2009 - 2010		Step 1	Step 2	Step 3
<u>Cook M. Sec. BHS</u>		22.37	23.30	XX
Cook M. Sec.		21.11	22.04	XX
Cook M. El.		20.29	21.28	XX
1st Cook/Snack Bar		15.74	17.33	\$18.26
2nd Cook		12.84	14.47	\$16.23

Position 2010-2011		Step 1	Step 2	Step 3
<u>Cook M. Sec BHS</u>		22.59	23.53	XX
Cook M. Sec.		21.32	22.26	XX
Cook M. El.		20.49	21.49	XX

1st Cook/Snack Bar		15.89	17.50	\$18.44
2nd Cook		12.97	14.62	\$16.39

TO: Members, Board of Education Agenda Item IV.H
April 22, 2010
FROM: Randy Clegg, Superintendent
DATE: April 22, 2010
RE: Targeted Enrollment Incentives

Recommendation: That the Board of Education approve the implementation of targeted enrollment incentives, as presented, and authorize the Rahn Elementary School staff to continue development of a school-wide focus.

Discussion

On March 18, 2010, the Board of Education adopted a resolution directing the development and implementation of targeted incentives to achieve balanced and efficient utilization of the district's elementary schools. Rahn Elementary School was identified by the Facilities Utilization Taskforce as the most under-utilized elementary school building in the district.

Since the adoption of the Board's resolution on March 18, the Rahn Elementary School staff has been engaged in the development of a package of incentives that, over time, may have the potential to increase student enrollment. Targeted incentives, which can be implemented in the fall of 2010, have been identified and preliminary work has been started on developing a school-wide focus that will have the potential to attract students over a long period of time. Approving the plan as outlined by the Rahn Elementary School's staff will allow them to continue development of targeted incentives designed to encourage parents to enroll their children in a school outside their normal attendance area and help the district achieve desired enrollment balance.

The Rahn Elementary School staff will continue to keep the Board informed as they continue their work in identifying and developing a school-wide focus.