

BOARD AGENDA

INDEPENDENT SCHOOL DISTRICT 191

Burnsville High School Senior Campus
Diamondhead Education Center
Regular Meeting
February 18, 2010
6:30 PM

- I. **Call to Order**
 - A. Welcome
 - B. Pledge of Allegiance

- II. **Business Meeting**
 - A. Approval of Agenda
 - B. Consent Agenda

Although Board action is required, it is generally unnecessary to hold discussion on these items. In the event a Board member wishes to discuss an item, that item will be moved for separate consideration.

 - 1. Meeting Minutes 2
 - 2. Human Resources Report 6
 - 3. Donation of \$1,400 from Dakota Electric Association to the Burnsville Senior High School Scholarship Fund; \$800 from Target Scholarship AMERICA to Sioux Trail Elementary; \$100 from RMG Refer a Friend to Sioux Trail Elementary 9
 - 4. Payroll, Expenditures, Receipts & Investments 12
 - 5. Budget Analysis 40
 - 6. Schedule a Board Retreat for February 25 (5:00-9:00 p.m.) and February 26, 2010 (8:00 a.m.-3:00 p.m.) at Brackett's Crossing 113
 - 7. Schedule a Closed Session following the regularly scheduled board meeting on February 18, 2010 for discussion of private employee data 114

- III. **New Business**
 - A. Approve 2009-2011 Employment Agreement with Operations and Maintenance Supervisors (5 minutes) (Grissom) 115

- IV. **Adjourn to Board Workshop on proposed health insurance plan revisions, Kinderlink Program, and elementary attendance boundaries and Closed Session**

School Board Minutes
 INDEPENDENT SCHOOL DISTRICT 191
 February 4, 2010

The meeting of the Board of Education was called to order by Chair Currier at 6:35 p.m. at the Burnsville High School Senior Campus in the Diamondhead Education Center.

Call to Order

Members present: Directors Banyard, Luth, Martin, Morrison and Chair Currier. Others in attendance were Superintendent Clegg, administrators and staff.

Attendance

Members absent: Directors Hill and Sweep

Chair Martin welcomed the audience and asked Director Luth to lead the Pledge of Allegiance.

Pledge of Allegiance

Director Banyard was appointed acting clerk for the meeting.

Moved by Director Martin, seconded by Director Morrison, to approve the agenda. Motion carried unanimously (5,0).

Agenda

Moved by Director Banyard, seconded by Director Luth, to approve the consent agenda.

Consent Agenda

- Minutes of the January 21, 2010 board meeting
- Personnel changes for P. McDowall, G. Walker, H. Cleveland, T. Vermillion, C. Burhans, L. Fuschetto, C. Ivory, A. Jordan, J. Truehart, L. Wade, M. Reller, S. Burse, A. Hamel, M. Kueck, G. Livers, S. Metzler, S. Washinger, M. Kueck
- Donation of \$14 from Scott Galvin, \$94.22 from Brionne Sillman and \$35 from Robin Swanson through Wells Fargo to the Hidden Valley Literacy Library; thesauruses valued at \$200 from the Rotary Club of Burnsville to Gideon Pond; \$100 from Wells Fargo Foundation to Burnsville Senior High; \$100 from Residential Mortgage to District 191; and \$500 from the Wells Fargo Foundation to Harriet Bishop Elementary
- Schedule a Closed Session following the regularly scheduled board meeting on February 4, 2010 at the Burnsville High School Senior Campus for the discussion of negotiation strategies
- Schedule a Board Workshop following the regularly scheduled board meeting on Thursday, February 4, 2010 at the Burnsville High School Senior Campus in the Diamondhead Education Center to report on boundary information requested by Board members.

Minutes
 HR Report

Donations

Closed Session

Schedule Board Workshop

Chair Currier made special mention of the generous donations.
 Motion carried unanimously (5,0).

Moved by Director Morrison, seconded by Director Luth, to approve the 2009-10 Revised Budget providing revenues and expenditures in all funds as follows:

| | | |
|-------------------|----------------------|----------------------|
| General Fund | \$108,628,376 | \$113,814,289 |
| Food Service | 4,414,207 | 4,431,964 |
| Community Service | 6,779,270 | 6,779,270 |
| Capital Projects | 2,235,239 | 12,054,353 |
| Debt Service | <u>7,108,156</u> | <u>7,775,172</u> |
| Total Gov't Funds | \$129,165,248 | \$144,855,048 |
| Trust & Agency | \$ 997,975 | \$ 1,078,872 |
| Internal Service | <u>5,884,830</u> | <u>4,105,725</u> |
| Grand Total | <u>\$136,048,053</u> | <u>\$150,039,645</u> |

Motion carried unanimously (5,0).

Moved by Director Banyard, seconded by Director Martin, to adopt a Resolution proposing the immediate termination of the contracts of the following teachers who have not returned from leave nor requested additional leave: Christine Boberg, Jennifer Brophy, Janet Crawford, Carolyn Ellison, John Jacobson, Kathleen Kero, Heidi Knaus, Amy Kodet, Kathryn Langdon, Megan Lark, Patricia McGuigan, Heather Norman, Lisa Pavek, Gail Peterson, Kristine Pierson, Nicole VanDaalen, Rachel VanWyk, and Constance Will. A roll call vote was taken and the motion carried unanimously (5,0 with Banyard, Currier, Luth, Martin and Morrison voting in favor, none opposed).

Business Manager Lisa Rider provided a summary of preliminary guidelines and assumptions for developing the 2010-11 General Fund Budget. The assumptions reflect a continued decline in enrollment, flat funding, and adjustments related to contract settlements. All general fund expenditures will be adjusted at inflationary rates and assume a 1% decrease in the general education formula.

Moved by Director Morrison, seconded by Director Martin, to approve the proposed revisions and re-adopt the unchanged language in the 2009-2011 contracts with cabinet members Sue Grissom, Sandi Novak, Lisa Rider, Mark Stotts and Independent School District 191. Motion carried unanimously (5,0).

2009-10 Revised Budget

Termination of Contract Teachers Not Returned From Leave

2010-11 Preliminary Guidelines & Assumptions

Cabinet Contracts

There was no student report.

Dr. Clegg reported on the following:

- Nominations are now open for the 2010 John Coskran Volunteer Awards. Forms are available on the district website.
- Nominations are also open for the 2010 Hall of Fame. Forms are available at the Burnsville High School and on the BHS website and due by April 9.
- Three public forums are scheduled to provide information and collect feedback about proposed changes in elementary school attendance boundaries. The meetings will be held 6:30-8:00 p.m. on February 9 at Hidden Valley Elementary, February 11 at the Senior Campus Commons, and February 16 at Metcalf Junior High.
- Foundation 191 will host an indoor garage sale from 9 a.m. to 3 p.m. on Saturday, March 13 in the lower level of the Diamondhead Education Center. The garage sale is one of the events sponsored by the Foundation to provide funding for special learning activities for students in the district.

Director Martin spoke to the Fun & Friendship Club and noted the number of things the group does to help the district. She also provided a brief update of AMSD activities. Director Banyard spoke highly of a Community Education class she had completed and encouraged others to consider one of the many classes that are offered. Director Luth was part of a team of presenters (in conjunction with TIES) at the recent MSBA Conference. Chair Currier and Director Sweep attended the 2010 MSBA Officers' Workshop.

Moved by Director Banyard, seconded by Director Martin, to adjourn to a Board Workshop and Closed Session at 7:33 p.m.

Nancy Banyard, Acting Clerk

Student Report

Superintendent Report

Board Member Reports

Adjourn

BURNSVILLE EAGAN SAVAGE
Independent School District 191
Human Resources

AGENDA ITEM: II.B. 1

To: Members of the Board of Education
Superintendent Randy Clegg

From: Sue Grissom
Executive Director of Human Resources

Date: February 4, 2010

RE: **Minutes of the February 4, 2010 Closed Session**

The School Board Closed Session was called to order by Chair DeeDee Currier at 9:30PM.

Members present: Directors: Banyard, Luth, Morrison, Currier, Martin

Others in Attendance:

Sue Grissom, Executive Director for Human Resources

Randy Clegg, Superintendent

Lisa Rider, Executive Director of Business Services

Sandi Novak, Assistant Superintendent

The following issues were discussed:

Negotiations with Food Service, Educational Assistants, Clerical, Principals, Operations and Maintenance Supervisors, Confidential, and Community Education

The meeting adjourned at 9:30 P.M.

Nancy Banyard, Acting Clerk

**Burnsville-Eagan-Savage Public Schools
Independent School District 191
Human Resources Office**

TO: Members, Board of Education
Randall Clegg, Superintendent

FROM: Susan J. Grissom, Executive Director Human Resources

DATE: February 18, 2010

RE: Recommended Personnel Changes

**Administrative
Retirement**

Patrick Flynn *Principal, Neill, after 11 years in the District, effective 6/30/10

Sandi Novak -Assistant Superintendent for Teaching and Learning, after 33 years in the District, effective 6/30/10

**Certified
Appointment**

Christine Erickson *New- ELL Teacher, BAHS, 1.0 FTE, effective 2/18/10

Michelle Hasbrouck -Replacement-Long term substitute, HV, 1.0 FTE, effective 2/5/10-3/26/10

Change in Assignment

Elizabeth Weilandgruber *Teacher, Byrne, assignment increases to 1.0 FTE, effective 1/26/10

Leave of Absence

Ryan Bisson -Teacher (currently on leave), requests a 1.0 FTE parental leave of absence-spec. circumstances, effective 2010/11 school year

Ann Cadwell *Teacher (currently on leave), requests a 1.0 FTE parental leave of absence-spec. circumstances, effective 2010/11 school year

Amy Ebel *Teacher (currently on leave), requests a 1.0 FTE parental leave of absence, effective 2010/11 school year

Kathleen Garnet *Teacher (currently on leave), requests to extend her leave of absence through 2010/11 school year

Nichole Holden *Teacher, MWS, requests a 1.0 FTE maternity leave of absence, effective approx. 5/10/10 – 6/11/10 and a .5 FTE parental leave of absence, effective 2010/11 school year

Erika Hotchkiss *Teacher (currently on leave), requests a 1.0 FTE parental leave of absence, effective 2010/11 school year

*added to original report
Burnsville-Eagan-Savage #191
Board Meeting – 02/18/2010

| | |
|------------------|--|
| Bonnie Houck | *TOSA, requests a 1.0 FTE general leave of absence, effective 3/12/10 through the 2010/11 school year |
| Jennifer Kennedy | *Teacher (currently on leave), requests a 1.0 FTE parental leave of absence-spec. circumstances, effective 2010/11 school year |
| Melanie Koziol | *Teacher (currently on leave), requests a 1.0 FTE general leave of absence, effective 2010/11 school year |
| Mehan Murray | *Teacher (currently on leave), requests a 1.0 FTE general leave of absence, effective 2010/11 school year |
| Jodi Sullivan | *Teacher, requests a .5 FTE parental leave of absence, working .5 FTE, effective 2010/11 school year |

Resignation

| | |
|-----------------|-----------------------------|
| Carolyn Ellison | -Teacher, effective 2/8/10 |
| Lisa Pavek | -Teacher, effective 2/10/10 |
| Rachel Van Wyk | -Teacher, effective 2/8/10 |
| Constance Will | *Teacher, effective 2/15/10 |

Retirement

| | |
|-------------------|--|
| Douglas Boe | -Teacher, NJH, after 34 years in the District, effective 6/11/10 |
| Russell Frystrom | *Teacher, BHS, after 33 years in the District, effective 6/11/10 |
| Sharon Heikkila | *Teacher, ABE, after 22 years in the District, effective 6/11/10 |
| Michaela Lauer | *Teacher, NJH, after 36 years in the District, effective 6/11/10 |
| Maridee LeBeau | *Teacher, VV, after 18 years in the District, effective 6/11/10 |
| Charles Ohlenkamp | *Teacher, HV, after 37 years in the District, effective 6/11/10 |
| Shari Olson | -Teacher, VV, after 32 years in the District, effective 6/11/10 |
| Jeanne Tam | *Teacher (currently on leave), after 19 years in the District, effective 6/11/10 |
| Sherry Tapper | *Teacher, Neill, after 35 years in the District, effective 6/11/10 |

Return from Leave

| | |
|--|---|
| Allison Fuller | *Teacher, requests to return from leave, working 1.0 FTE, effective 2010/11 school year |
| Shelley Hermes | *Teacher, requests to return from leave, working 1.0 FTE, effective 2010/11 school year |
| Elizabeth Weightman *added to original report Burnsville-Eagan-Savage #191 Board Meeting – 02/18/2010 | -Teacher, requests to return from leave, working 1.0 |

Classified
Appointment

Dawn Miller

*Replacement-Cook Helper, BHS, 3.75 hrs/day,
effective 2/9/10

Sheri Smith

-New-ASD MEA, Rahn, 3 hrs/5 days per wk, effective
2/11/10

Change in Assignment

Ryan Dehnel

-Campus Supervisor, BHS, assignment increases with
the addition of 1 hr per day/student contact days,
effective 1/13/10

Leave of Absence

Marcia Sexton

-EA, BHS, requests a medical leave of absence, effective
2/8/10 – 2/12/10

COMMUNITY EDUCATION

Appointment

Angela Pond

*Kindergarten Plus EA, 4 hrs/day, SO, effective 2/16/10



II.B.3

TO: Dr. Clegg
FROM: Dave Helke
DATE: February 08, 2010
RE: Scholarship Donations

Please accept the following donation of \$1,400 to the Burnsville Senior High School Scholarship

Fund:

- Dakota Electric Association
Attention: LaDonna Boyd
Economic Development Director
4300 220th Street West
Farmington, MN 55024-9583

TO: Board of Education II.B.3
Dr. Randall Clegg, Superintendent

FROM: Taber Akin, Principal – Sioux Trail School

DATE: February 11, 2010

RE: Grant Award

Sioux Trail received the following grant from Target Scholarship AMERICA on behalf of one of our teachers. The grant is for a kindergarten field trip they took on 1/20/10. See the attached award letter.

I request that the following grant be accepted by our district for Sioux Trail Elementary School:

| | |
|----------------------------|----------|
| Target Scholarship AMERICA | \$800.00 |
|----------------------------|----------|

TO: Board of Education II.B.3
Dr. Randall Clegg, Superintendent

FROM: Taber Akin, Principal – Sioux Trail School

DATE: February 9, 2010

RE: Donation

Sioux Trail received the following donation from RMG "Refer a friend. Build your community." on behalf of one of our parents, Stephen Nguyen. See the attached donation letter.

I request that the following donation be accepted by our district for Sioux Trail Elementary School:

RMG \$ 100.00



**Agenda II-B-4
February 18, 2010**

TO: Dr. Randall Clegg, Superintendent
FROM: Lisa K. Rider, Executive Director of Business Services
DATE: February 18, 2010
RE: January Payroll, Claims and Receipts

RECOMMENDATION: That the Board approve January payroll checks numbered 713962-714066, and Direct Deposit notices numbered 378059-381275, in the net amount of \$3,651,068.69. January & February claims to date represented by checks numbered 395265-396312, 1000060-1000272, 100401-100412 and wire transfers and adjustments, totaling \$12,792,706.24. Also, that the Board accepts January receipts of \$12,100,682.16 and investments for General Operations and Alt. Facilities and OPEB of \$27,665,216.15 as of January 31, 2010.

January payroll, wire transfers, claims and receipts have been prepared under the direction of Scott Brown, Director of Accounting Services, and is presented for approval by the School Board. I would be glad to answer any questions.

LKR/mp

**INDEPENDENT SCHOOL DISTRICT 191
FINANCIAL REPORT
January 31, 2010**

CASH RECEIPTS

| | |
|---------------------------|------------------|
| Receipts 66145-66590 | \$ 12,101,064.00 |
| Miscellaneous Adjustments | <u>(381.84)</u> |

| | |
|------------------------------------|--------------------------------|
| TOTAL JANUARY CASH RECEIVED | <u>\$ 12,100,682.16</u> |
|------------------------------------|--------------------------------|

CASH DISBURSEMENTS

| | |
|------------------------|-----------------|
| January | \$ 3,651,068.69 |
| Regular Payroll Checks | 713962-714066 |
| Direct Deposit Notices | 378059-381275 |

| | |
|---------------------------------------|--------------|
| December Payables Previously Approved | 1,229,096.73 |
| January Claims: | |
| Previously Approved | 32,397.71 |
| Checks: | |
| 395265-395482 | |
| 395610-395696 | |
| 395811-395896 | 1,543,158.23 |
| 100060-100201 | |
| 100401-100407 | |

| | |
|---------------------------|------------------|
| January Wire Transfers: | 9,436,902.64 |
| Miscellaneous Adjustments | <u>53,237.61</u> |

| | |
|-------------------------------------|--------------------------------|
| TOTAL JANUARY CASH DISBURSED | <u>\$ 16,242,861.61</u> |
|-------------------------------------|--------------------------------|

TOTAL EXPENSES TO BE APPROVED

| | |
|---------------------------------|------------------|
| January Cash Disbursed | \$ 16,242,861.61 |
| Less: Items Previously Approved | (1,558,494.44) |

| | |
|-------------------------|--------------|
| Plus: January Payables: | |
| Checks: | |
| 395483-395609 | 1,462,136.25 |
| 395752-395804 | |
| 396168-396312 | |

| | |
|------------------|------------|
| February Claims: | |
| Checks: | |
| 395805-395810 | 297,271.51 |
| 395897-396167 | |
| 1000202-1000272 | |
| 100408-100412 | |

| | |
|-----------------------------|--------------------------------|
| TOTAL TO BE APPROVED | <u>\$ 16,443,774.93</u> |
|-----------------------------|--------------------------------|

| | |
|---------------------------------|------------------------|
| Investments: General Operations | \$10,491,300.00 |
| Alt Facility Purposes | \$0.00 |
| OPEB | <u>\$17,173,916.15</u> |
| | <u>\$27,665,216.15</u> |

**INDEPENDENT SCHOOL DISTRICT 191
GENERAL OUTSTANDING INVESTMENTS
31-Jan-10**

| Purchase Date | Depository | Investment Type | CD Yield | Maturity Date | Purchase Amount |
|----------------|------------|-----------------|----------|---------------|-------------------------|
| 8/20/2009 | MN Trust | CD | 0.650 | 3/12/2010 | \$ 991,300.00 |
| 8/20/2009 | MN Trust | CD | 0.809 | 7/27/2010 | 4,500,000.00 |
| 8/20/2009 | MN Trust | CD | 1.200 | 9/14/2010 | 5,000,000.00 |
| Ending Balance | | | | | <u>\$ 10,491,300.00</u> |

**INDEPENDENT SCHOOL DISTRICT 191
ALT FACILITY OUTSTANDING INVESTMENTS
31-Jan-10**

| Purchase Date | Depository | Investment Type | CD Yield | Maturity Date | Purchase Amount |
|--|------------|-----------------|----------|---------------|-----------------|
| All investments have matured, remaining cash is held in Money Market | | | | | |
| | | | | | <u>\$ -</u> |

**INDEPENDENT SCHOOL DISTRICT 191
OPEB OUTSTANDING INVESTMENTS
31-Jan-10**

| Purchase Date | Depository | Investment Type | CD Yield | Maturity Date | Purchase Amount |
|---------------|------------|-----------------|------------|---------------|-------------------------|
| 4/24/2009 | MN Trust | CD | avg. 1.305 | 4/26/2010 | \$ 1,432,000.00 |
| 4/24/2009 | MN Trust | CD | avg. 1.53 | 6/15/2010 | 1,068,000.00 |
| 12/17/2009 | MN Trust | CD | 0.865 | 12/17/2010 | 146,000.00 |
| 12/17/2009 | MN Trust | CD | 0.763 | 12/17/2010 | 248,100.00 |
| 12/23/2009 | MN Trust | CD | 0.570 | 12/23/2010 | 248,500.00 |
| 11/25/2009 | MN Trust | CD | 1.250 | 5/15/2011 | 248,000.00 |
| 4/24/2009 | MN Trust | CD | 1.800 | 6/10/2011 | 96,000.00 |
| 4/24/2009 | MN Trust | CD | 1.790 | 6/15/2011 | 2,704,000.00 |
| 12/17/2009 | MN Trust | CD | 0.994 | 6/15/2011 | 246,300.00 |
| 12/15/2009 | MN Trust | CD | 1.409 | 12/15/2011 | 243,100.00 |
| 12/16/2009 | MN Trust | CD | 2.150 | 12/16/2011 | 239,600.00 |
| 12/23/2009 | MN Trust | CD | 1.168 | 12/23/2011 | 244,200.00 |
| 9/29/2009 | MN Trust | SEC | 2.30 | 2/1/2012 | 190,642.20 |
| 8/26/2009 | MN Trust | SEC | 2.200 | 2/1/2012 | 501,765.00 |
| 6/23/2009 | MN Trust | SEC | 4.000 | 2/1/2012 | 1,080,686.30 |
| 8/13/2009 | MN Trust | SEC | 2.450 | 4/1/2012 | 125,473.75 |
| 9/4/2009 | MN Trust | CD | 2.10 | 6/4/2012 | 235,600.00 |
| 9/10/2009 | MN Trust | CD | 2.10 | 6/8/2012 | 235,300.00 |
| 9/8/2009 | MN Trust | SEC | 2.10 | 6/8/2012 | 245,000.00 |
| 9/18/2009 | MN Trust | CD | 1.99 | 6/15/2012 | 237,000.00 |
| 12/16/2009 | MN Trust | SEC | 2.000 | 6/18/2012 | 245,000.00 |
| 12/22/2009 | MN Trust | SEC | 1.900 | 6/22/2012 | 245,000.00 |
| 9/9/2009 | MN Trust | CD | 2.12 | 6/25/2012 | 236,000.00 |
| 12/30/2009 | MN Trust | SEC | 1.700 | 6/29/2012 | 245,000.00 |
| 11/2/2009 | MN Trust | CD | 3.000 | 6/29/2012 | 245,000.00 |
| 12/31/2009 | MN Trust | SEC | 1.800 | 7/2/2012 | 245,000.00 |
| 8/3/2009 | MN Trust | SEC | 3.000 | 2/1/2013 | 101,194.00 |
| 10/19/2009 | MN Trust | SEC | 2.100 | 2/1/2013 | 800,000.00 |
| 9/2/2009 | MN Trust | CD | 2.55 | 6/3/2013 | 227,500.00 |
| 9/4/2009 | MN Trust | CD | 2.56 | 6/5/2013 | 455,100.00 |
| 10/1/2009 | MN Trust | SEC | 2.65 | 12/30/2013 | 245,000.00 |
| 10/13/2009 | MN Trust | SEC | 2.88 | 2/1/2014 | 385,000.00 |
| 10/15/2009 | MN Trust | SEC | 2.88 | 2/1/2014 | 935,000.00 |
| 9/1/2009 | MN Trust | SEC | 2.98 | 3/1/2014 | 723,607.20 |
| 7/15/2009 | MN Trust | SEC | 5.00 | 2/1/2015 | 328,432.60 |
| 11/12/2009 | MN Trust | SEC | 3.80 | 2/1/2015 | 1,024,310.00 |
| 6/29/2009 | MN Trust | SEC | 3.35 | 6/1/2015 | 472,505.10 |
| | | | | | <u>17,173,916.15</u> |
| GRAND TOTAL: | | | | | <u>\$ 27,665,216.15</u> |

January 2010

Wire Transfers

| | | | | |
|-------|--------------------|----------------------------------|--------------|--|
| 10410 | MSDLAF+, New York | People's Bank | 143,934.27 | December 31, 2009 Payroll - TSA |
| 10410 | MSDLAF+, New York | Teachers' Federated Credit Union | 33,589.71 | Teacher Dues |
| 10510 | MSDLAF+, New York | Internal Revenue Service | 562.57 | Internal Revenue - 3rd Party Sick |
| 10610 | State of Minnesota | MSDLAF | 6.71 | State Wire Payment - IEP |
| 10610 | MSDLAF+, New York | Pitney Bowes | 5,000.00 | Mailroom Postage |
| 10610 | MSDLAF+, New York | Delta Dental | 27,835.03 | Dental Insurance |
| 10810 | MSDLAF+, New York | TRA | 228,732.68 | December 31, 2009 Payroll - TRA |
| 10810 | MSDLAF+, New York | Health Partners | 1,456,484.80 | Health Insurance |
| 11210 | MSDLAF+, New York | PERA | 90,243.11 | December 31, 2009 Payroll - PERA |
| 11310 | MSDLAF+, New York | Delta Dental | 15,734.01 | Dental Insurance |
| 11410 | MSDLAF+, New York | State of Minnesota | 659.00 | Sales Tax |
| 11510 | State of Minnesota | MSDLAF+, New York | 4,088,141.68 | January 15, 2010 State Aid Payment |
| 11910 | State of Minnesota | MSDLAF+, New York | 100.00 | State Wire Payment - Fiscal Rehab |
| 11910 | MSDLAF+, New York | Internal Revenue Service | 606,804.33 | January 15, 2010 Federal Payroll Taxes |
| 11910 | MSDLAF+, New York | State of Minnesota | 102,135.77 | January 15, 2010 State Payroll Taxes |
| 11910 | MSDLAF+, New York | Teacher Federated Credit Union | 33,589.71 | January 15, 2010 Payroll - Teacher Dues |
| 11910 | MSDLAF+, New York | State of Minnesota | 3,086.46 | January 15, 2010 Payroll - Child Support |
| 11910 | MSDLAF+, New York | State of Minnesota | 2,590.00 | January 15, 2010 Payroll - Retiree ING |
| 11910 | MSDLAF+, New York | State of Minnesota | 196.91 | January 15, 2010 Payroll - Levies |
| 12010 | Wells Fargo | MSDLAF+, New York | 502,533.69 | Data/Lease Phone Project |
| 12010 | Wells Fargo | MSDLAF+, New York | 699,251.30 | Pates Turf Project |
| 12010 | MSDLAF+, New York | Peoples' Bank | 141,975.78 | January 15, 2010 Payroll - TSA |
| 12110 | State of Minnesota | MSDLAF+, New York | 551,589.37 | State Wire Payment - Federal Aid |
| 12110 | Dakota County | MSDLAF+, New York | 1,910.07 | County Wire Payment |
| 12110 | MSDLAF+, New York | Delta Dental | 19,569.59 | Dental Insurance |
| 12210 | State of Minnesota | MSDLAF+, New York | 616.42 | State Wire Payment - Cobra |
| 12210 | MSDLAF+, New York | TRA | 222,019.87 | January 15, 2010 Payroll - TRA |
| 12510 | Dakota County | MSDLAF+, New York | 1,882,440.29 | County Tax Payment |
| 12510 | Scott County | MSDLAF+, New York | 144,390.55 | County Tax Payment |

| | | | | |
|-------|--------------------|-------------------|--------------|---|
| 12510 | State of Minnesota | MSDLAF+, New York | 415.00 | State Wire Payment - Vo Tech |
| 12610 | PMA Financial | MSDLAF+, New York | 788,232.81 | Wire Transfer |
| 12710 | MSDLAF+, New York | Delta Dental | 24,523.06 | Dental Insurance |
| 12710 | MSDLAF+, New York | Wells Fargo | 853,091.24 | Bond Payment |
| 12710 | MSDLAF+, New York | Wells Fargo | 1,755,993.75 | Bond Payment |
| 12710 | MSDLAF+, New York | Breamer Bank | 2,027,975.00 | Bond Payment - Refunding Bonds |
| 12710 | MSDLAF+, New York | Breamer Bank | 731,831.25 | Bond Payment - Alternative Facilities Bonds |
| 12710 | MSDLAF+, New York | Breamer Bank | 781,889.58 | Bond Payment - OPEB Bonds |
| 12710 | MSDLAF+, New York | Breamer Bank | 450.00 | Bond Payment - Paying Agent Services |
| 12810 | MSDLAF+, New York | PERA | 90,266.69 | January 15, 2010 Payroll - PERA |
| 13010 | State of Minnesota | MSDLAF+, New York | 3,384,259.33 | January 30, 2010 State Aid Payment |

| CHECK # | TYPE | CHECK AMT | CHECK DATE | VENDOR # | ADDRS # | VENDOR NAME | CHECK STATUS |
|-----------------------------|------|-------------|------------|--------------|---------|---------------------------------------|--------------|
| 100401 | S | \$18153.22 | 01/15/10 | 26500 | 0 | ARMSTRONG TORSETH SKOLD & RYDEEN INC. | OUTSTANDING |
| 100402 | S | \$4222.50 | 01/15/10 | 06473 | 1 | BRAUN INTERTEC CORP. | OUTSTANDING |
| 100403 | S | \$475.00 | 01/15/10 | 26502 | 0 | CAL-TEX ELECTRIC, INC. | OUTSTANDING |
| 100404 | S | \$1235.48 | 01/15/10 | 26981 | 0 | COMMERCIAL PLUMBING AND HEATING | OUTSTANDING |
| 100405 | S | \$108873.80 | 01/15/10 | 24553 | 0 | EBERT CONSTRUCTION | OUTSTANDING |
| 100406 | S | \$17508.22 | 01/15/10 | 04517 | 0 | MCNAMARA CONTRACTING, INC. | OUTSTANDING |
| 100407 | S | \$30901.94 | 01/15/10 | 09685 | 0 | WOLD ARCHITECTS & ENGINEERS | OUTSTANDING |
| 100408 | S | \$40.00 | 02/05/10 | 26142 | 0 | DENNIS ENVIRONMENTAL OPERATIONS | OUTSTANDING |
| 100409 | S | \$5730.20 | 02/05/10 | 24553 | 0 | EBERT CONSTRUCTION | OUTSTANDING |
| 100410 | S | \$4605.00 | 02/05/10 | 26585 | 0 | JC ENVIRONMENTAL & DEMOLITION, INC. | OUTSTANDING |
| 100411 | S | \$4972.00 | 02/05/10 | 23911 | 1 | LSI CORPORATION OF AMERICA, INC. | OUTSTANDING |
| 100412 | S | \$4865.90 | 02/05/10 | 02196 | 0 | MACKIN BOOK COMPANY | OUTSTANDING |
| TOTAL # OF ISSUED CHECKS: | | | 12 | TOTAL AMOUNT | | 201583.26 | |
| TOTAL # OF VOIDED CHECKS: | | | 0 | TOTAL AMOUNT | | 0.00 | |
| TOTAL # OF UNISSUED CHECKS: | | | 0 | | | | |

| CHECK # | TYPE | CHECK AMT | CHECK DATE | VENDOR # | ADDRS # | VENDOR NAME | CHECK STATUS |
|---------|------|------------|------------|----------|---------|--|--------------|
| 395265 | S | \$945.00 | 01/13/10 | 26980 | 0 | MIAMI DANCE FUTURES, INC. | OUTSTANDING |
| 395266 | S | \$3420.00 | 01/14/10 | 26985 | 0 | A PLUS TUTORING SERVICE, LTD. | CLEARED |
| 395267 | S | \$8260.00 | 01/14/10 | 26700 | 0 | ADVANCED TOOLWARE, LLC | CLEARED |
| 395268 | S | \$159.44 | 01/14/10 | 06215 | 0 | AIRPORT & TOWN TAXI | CLEARED |
| 395269 | S | \$351.05 | 01/14/10 | 26940 | 0 | AKWAY, OCHAUNG | CLEARED |
| 395270 | S | \$300.00 | 01/14/10 | 09185 | 0 | ALLCORN, JEFFREY | CLEARED |
| 395271 | S | \$3078.00 | 01/14/10 | 26795 | 1 | ALLIED PROFESSIONALS, INC. | CLEARED |
| 395272 | S | \$71.64 | 01/14/10 | 06211 | 1 | AMERICAN MESSAGING | CLEARED |
| 395273 | S | \$568.24 | 01/14/10 | 01365 | 0 | AMERIPRIDE LINEN AND APPAREL SERVICES | CLEARED |
| 395274 | S | \$5558.54 | 01/14/10 | 21261 | 0 | ANDERSON BUS COMPANY, INC. | CLEARED |
| 395275 | S | \$77.00 | 01/14/10 | 26994 | 0 | ANDERSON, KATIE | CLEARED |
| 395276 | S | \$247.71 | 01/14/10 | 00000 | 5657 | ANDERSON, SHARON | CLEARED |
| 395277 | S | \$254.42 | 01/14/10 | 26652 | 1 | APEX PRINT TECHNOLOGIES | CLEARED |
| 395278 | S | \$320.54 | 01/14/10 | 00428 | 0 | ARAMARK | CLEARED |
| 395279 | S | \$500.00 | 01/14/10 | 00778 | 0 | ARMSTRONG, MAUREEN | OUTSTANDING |
| 395280 | S | \$670.95 | 01/14/10 | 04895 | 0 | ASSOCIATION OF CLERICAL EMPLOYEES | OUTSTANDING |
| 395281 | S | \$50.00 | 01/14/10 | 00281 | 0 | ASSOCIATION OF METROPOLITAN SCHOOL DISTRICTS | CLEARED |
| 395282 | S | \$110.00 | 01/14/10 | 26992 | 0 | BABICH, CARL | CLEARED |
| 395283 | S | \$110.00 | 01/14/10 | 26993 | 0 | BABICH, CHRIS | CLEARED |
| 395284 | S | \$39.68 | 01/14/10 | 00016 | 1690 | BALLARD, EILEEN | CLEARED |
| 395285 | S | \$74.00 | 01/14/10 | 24082 | 0 | BENDELL, DAN | OUTSTANDING |
| 395286 | S | \$75.45 | 01/14/10 | 03931 | 0 | BERRY COFFEE COMPANY | CLEARED |
| 395287 | S | \$756.00 | 01/14/10 | 00515 | 1 | BHS CHEER BOOSTERS | OUTSTANDING |
| 395288 | S | \$15689.70 | 01/14/10 | 26720 | 0 | BLUE BELL ENTERPRISES, INC. | CLEARED |
| 395289 | S | \$77.00 | 01/14/10 | 05039 | 0 | BRANDT, KEVIN | OUTSTANDING |
| 395290 | S | \$203.00 | 01/14/10 | 08629 | 0 | BUDION, MIKE | OUTSTANDING |
| 395291 | S | \$135.00 | 01/14/10 | 06939 | 0 | BUREAU OF CRIMINAL APPREHENSION | CLEARED |
| 395292 | S | \$796.00 | 01/14/10 | 00712 | 1 | BUREAU OF EDUCATION & RESEARCH | CLEARED |
| 395293 | S | \$441.00 | 01/14/10 | 00673 | 4 | BURNSVILLE ATHLETIC CLUB | CLEARED |
| 395294 | S | \$672.00 | 01/14/10 | 03690 | 1 | BURNSVILLE WRESTLING BOOSTER CLUB | OUTSTANDING |
| 395295 | S | \$17.50 | 01/14/10 | 26648 | 0 | CANETTI-FERNANDES, MONICA | OUTSTANDING |
| 395296 | S | \$70.00 | 01/14/10 | 23663 | 0 | CANTONE, MIKE | CLEARED |
| 395297 | S | \$395.00 | 01/14/10 | 26999 | 0 | CEF OF MINNESOTA | CLEARED |
| 395298 | S | \$20446.33 | 01/14/10 | 02519 | 0 | CENTERPOINT ENERGY | CLEARED |
| 395299 | S | \$732.60 | 01/14/10 | 25627 | 0 | CERTIPORT, INC. | CLEARED |
| 395300 | S | \$773.75 | 01/14/10 | 08621 | 1 | CHILDREN'S THEATRE COMPANY | CLEARED |
| 395301 | S | \$2165.50 | 01/14/10 | 25513 | 1 | CHURCH OFFSET PRINTING, INC. | CLEARED |
| 395302 | S | \$343.92 | 01/14/10 | 20688 | 2 | SCHOOL SPECIALTY | CLEARED |
| 395303 | S | \$35.11 | 01/14/10 | 25936 | 0 | CLEVELAND, GEOFF | CLEARED |
| 395304 | S | \$1125.00 | 01/14/10 | 26984 | 0 | COLLEGE NANNIES & TUTORS, LLC | CLEARED |
| 395305 | S | \$338.00 | 01/14/10 | 25064 | 0 | COMO LAW FIRM P.A. | CLEARED |
| 395306 | S | \$60.00 | 01/14/10 | 25919 | 0 | CORDOVA-MORALES, LETICIA | CLEARED |
| 395307 | S | \$54296.04 | 01/14/10 | 00809 | 0 | DAKOTA ELECTRIC ASSOCIATION | CLEARED |
| 395308 | | | 01/14/10 | 00809 | 0 | UNISSUED | UNISSUED |
| 395309 | S | \$1321.00 | 01/14/10 | 26983 | 0 | DATALINE TECHNOLOGIES | CLEARED |
| 395310 | S | \$245.30 | 01/14/10 | 00389 | 0 | DAVANNIS PIZZA | CLEARED |
| 395311 | S | \$74.00 | 01/14/10 | 03139 | 0 | DELMONICO, DAVE | OUTSTANDING |
| 395312 | S | \$350.00 | 01/14/10 | 26702 | 0 | DELTA MANAGEMENT ASSOCIATES, INC. | CLEARED |
| 395313 | S | \$275.00 | 01/14/10 | 20524 | 0 | DEWALD, RINA C. | CLEARED |
| 395314 | S | \$89.50 | 01/14/10 | 23099 | 0 | DEX MEDIA EAST LLC | CLEARED |
| 395315 | S | \$442.40 | 01/14/10 | 23922 | 0 | DISCOUNT STEEL, INC. | CLEARED |
| 395316 | S | \$168.00 | 01/14/10 | 26988 | 0 | DONNAY, LOIS JOANN | CLEARED |

| CHECK # | TYPE | CHECK AMT | CHECK DATE | VENDOR # | ADDRS # | VENDOR NAME | CHECK STATUS |
|---------|------|------------|------------|----------|---------|--|--------------|
| 395317 | S | \$90.00 | 01/14/10 | 04069 | 0 | EAGAN HIGH SCHOOL | OUTSTANDING |
| 395318 | S | \$511.47 | 01/14/10 | 01002 | 0 | EAGAN, CITY OF | CLEARED |
| 395319 | S | \$50.00 | 01/14/10 | 08344 | 0 | EDEN PRAIRIE HIGH SCHOOL | CLEARED |
| 395320 | S | \$50.00 | 01/14/10 | 01006 | 0 | EDINA HIGH SCHOOL | CLEARED |
| 395321 | S | \$6242.00 | 01/14/10 | 23953 | 0 | ELECTRONIC COMMUNICATION SYSTEMS, LLC | CLEARED |
| 395322 | | | 01/14/10 | 23953 | 0 | UNISSUED | UNISSUED |
| 395323 | S | \$28.69 | 01/14/10 | 23054 | 1 | FASTENAL | CLEARED |
| 395324 | S | \$110.00 | 01/14/10 | 24871 | 0 | FRANCE, AMANDA | CLEARED |
| 395325 | S | \$34021.00 | 01/14/10 | 01475 | 0 | FRIEDGES LANDSCAPING, INC. | CLEARED |
| 395326 | S | \$298.32 | 01/14/10 | 00691 | 0 | FRONTIER AG & TURF | CLEARED |
| 395327 | S | \$74.00 | 01/14/10 | 25939 | 0 | GASKINS, NORMAN | CLEARED |
| 395328 | S | \$74.00 | 01/14/10 | 03350 | 0 | GRANDELIS, DAVE | CLEARED |
| 395329 | S | \$709.98 | 01/14/10 | 07390 | 0 | GREATER TWIN CITIES UNITED WAY | CLEARED |
| 395330 | S | \$81.79 | 01/14/10 | 00575 | 0 | GROTH MUSIC COMPANY | CLEARED |
| 395331 | S | \$88.00 | 01/14/10 | 20324 | 1 | GURSTEL, STALOCH & CHARGO PA | CLEARED |
| 395332 | S | \$63.00 | 01/14/10 | 26991 | 0 | HANLEY, PETER | CLEARED |
| 395333 | S | \$120.00 | 01/14/10 | 26803 | 0 | HASSAN, RAHMA | OUTSTANDING |
| 395334 | S | \$2336.08 | 01/14/10 | 07139 | 0 | HASTINGS BUS COMPANY | CLEARED |
| 395335 | S | \$129.00 | 01/14/10 | 26420 | 0 | HAWLEY, JOHN | CLEARED |
| 395336 | S | \$531.59 | 01/14/10 | 26968 | 0 | HERBY, DONOVAN | CLEARED |
| 395337 | S | \$70.00 | 01/14/10 | 20474 | 0 | HIMMERICK, BRENT | CLEARED |
| 395338 | S | \$7.00 | 01/14/10 | 00016 | 1833 | HOLMAN, HEATHER | CLEARED |
| 395339 | S | \$19835.00 | 01/14/10 | 20347 | 1 | HOUSE OF PRINT | CLEARED |
| 395340 | S | \$181.00 | 01/14/10 | 25538 | 0 | HYMES, DAVID | CLEARED |
| 395341 | S | \$520.79 | 01/14/10 | 26918 | 0 | IMB DISTRIBUTION | CLEARED |
| 395342 | S | \$3404.10 | 01/14/10 | 01880 | 0 | IND. SCHOOL DIST. 194 | CLEARED |
| 395343 | S | \$2680.00 | 01/14/10 | 01812 | 0 | IND. SCHOOL DIST. 281 | CLEARED |
| 395344 | S | \$5994.52 | 01/14/10 | 05834 | 0 | INSTITUTE FOR ENVIRONMENTAL ASSESSMENT, INC. | CLEARED |
| 395345 | S | \$107.07 | 01/14/10 | 02483 | 0 | INTEGRA TELECOM | CLEARED |
| 395346 | S | \$110.00 | 01/14/10 | 26997 | 0 | INTERMEDIA | CLEARED |
| 395347 | S | \$1186.27 | 01/14/10 | 01390 | 0 | INTERMEDIATE SCHOOL DISTRICT 287 | CLEARED |
| 395348 | S | \$6040.85 | 01/14/10 | 09327 | 0 | INTERMEDIATE SCHOOL DISTRICT 917 | CLEARED |
| 395349 | S | \$91.20 | 01/14/10 | 00016 | 1831 | JENTZSCH, JULIE | CLEARED |
| 395350 | S | \$129.00 | 01/14/10 | 26990 | 0 | JOHNSON, BRENT | CLEARED |
| 395351 | S | \$199.00 | 01/14/10 | 00000 | 3332 | KAAS, MARILEE | CLEARED |
| 395352 | S | \$70.00 | 01/14/10 | 26989 | 0 | KLEM, JOSH | CLEARED |
| 395353 | S | \$277.50 | 01/14/10 | 08356 | 1 | KENNEDY & GRAVEN, CHARTERED | CLEARED |
| 395354 | S | \$5.00 | 01/14/10 | 00016 | 1832 | KIEHN, ALAN | OUTSTANDING |
| 395355 | S | \$40.12 | 01/14/10 | 26406 | 0 | KLATTE, JERRY | CLEARED |
| 395356 | S | \$55.00 | 01/14/10 | 26982 | 0 | KLEIN, JOHN C. | CLEARED |
| 395357 | S | \$25.00 | 01/14/10 | 00000 | 323 | KORMAN, BONNIE | CLEARED |
| 395358 | S | \$106.00 | 01/14/10 | 03225 | 0 | KORTE, STEVE | CLEARED |
| 395359 | S | \$74.00 | 01/14/10 | 00016 | 1834 | LEE, TRISHA | CLEARED |
| 395360 | S | \$110.00 | 01/14/10 | 26493 | 0 | LIKES, TIMOTHY | CLEARED |
| 395361 | S | \$479.00 | 01/14/10 | 24920 | 0 | LILLIE SUBURBAN NEWSPAPERS, INC. | CLEARED |
| 395362 | S | \$8584.90 | 01/14/10 | 02196 | 0 | MACKIN BOOK COMPANY | CLEARED |
| 395363 | S | \$6010.00 | 01/14/10 | 03990 | 0 | MALLOY, MONTAGUE, KARNOWSKI | CLEARED |
| 395364 | S | \$63.00 | 01/14/10 | 08647 | 0 | MARSHALL, JAMES | CLEARED |
| 395365 | S | \$100.00 | 01/14/10 | 08582 | 1 | MASPA | OUTSTANDING |
| 395366 | S | \$400.00 | 01/14/10 | 26998 | 0 | MAYES, KEITH A. | OUTSTANDING |
| 395367 | S | \$170.52 | 01/14/10 | 24960 | 0 | MCCABE, ED | CLEARED |
| 395368 | S | \$350.00 | 01/14/10 | 02538 | 0 | MESPA | CLEARED |

| CHECK # | TYPE | CHECK AMT | CHECK DATE | VENDOR # | ADDRS # | VENDOR NAME | CHECK STATUS |
|---------|------|-------------|------------|----------|---------|---|--------------|
| 395369 | S | \$77.00 | 01/14/10 | 26995 | 0 | MINDRUM, DARIN | CLEARED |
| 395370 | S | \$495.00 | 01/14/10 | 22764 | 0 | MINORITY PLACEMENT & CAREER DEVELOPMENT | CLEARED |
| 395371 | S | \$75.00 | 01/14/10 | 22397 | 0 | MN BOARD OF SCHOOL ADMINISTRATORS | CLEARED |
| 395372 | S | \$350.00 | 01/14/10 | 26466 | 0 | MN HIGHWAY SAFETY & RESEARCH CENTER | CLEARED |
| 395373 | S | \$300.00 | 01/14/10 | 22304 | 0 | MN INTERSCHOLASTIC ATHLETIC ADMIN. ASSOC. | CLEARED |
| 395374 | S | \$90.00 | 01/14/10 | 03164 | 0 | MN MUSIC EDUCATORS ASSOCIATION | CLEARED |
| 395375 | S | \$95.00 | 01/14/10 | 07164 | 1 | MN TRACK COACHES ASSOCIATION | OUTSTANDING |
| 395376 | S | \$77.00 | 01/14/10 | 24946 | 0 | MORROW, DON | CLEARED |
| 395377 | S | \$192.50 | 01/14/10 | 22324 | 0 | MULTILINGUAL WORD, INC. | CLEARED |
| 395378 | S | \$60.00 | 01/14/10 | 24243 | 0 | MUNOZ, MARIBEL | CLEARED |
| 395379 | S | \$106.00 | 01/14/10 | 24915 | 0 | NELSON, BRUCE | CLEARED |
| 395380 | S | \$4918.13 | 01/14/10 | 22639 | 1 | NEXTEL | CLEARED |
| 395381 | S | \$120.00 | 01/14/10 | 08031 | 0 | ORDWAY CENTER FOR THE PERFORMING ARTS | CLEARED |
| 395382 | S | \$1156.00 | 01/14/10 | 26086 | 0 | ORKIN COMMERCIAL SERVICES | CLEARED |
| 395383 | S | \$365.00 | 01/14/10 | 21903 | 0 | OSHKOSH LOURDES HIGH SCHOOL | CLEARED |
| 395384 | S | \$32295.14 | 01/14/10 | 00777 | 1 | PARALLEL TECHNOLOGIES, INC. | CLEARED |
| 395385 | S | \$51.65 | 01/14/10 | 00001 | 1055 | POWELL, SOPHIE | CLEARED |
| 395386 | S | \$74.00 | 01/14/10 | 24300 | 0 | PRIESTER, JOHN | CLEARED |
| 395387 | S | \$31.98 | 01/14/10 | E6705 | 0 | QUINN, CATHERINE A | CLEARED |
| 395388 | S | \$8414.60 | 01/14/10 | 02781 | 5 | QWEST | CLEARED |
| 395389 | S | \$148.00 | 01/14/10 | 25942 | 0 | ROSSEAU, JEFF | CLEARED |
| 395390 | S | \$74.00 | 01/14/10 | 24948 | 0 | SACHS, JON | CLEARED |
| 395391 | S | \$20.00 | 01/14/10 | 09588 | 4 | SAVAGE, CITY OF | CLEARED |
| 395392 | S | \$74.00 | 01/14/10 | 24557 | 0 | SCHMITZ, STEVE | CLEARED |
| 395393 | S | \$700.00 | 01/14/10 | 07478 | 1 | SCHWAN SUPER RINK | CLEARED |
| 395394 | S | \$545.85 | 01/14/10 | 02483 | 1 | SCOTT-RICE TELEPHONE CO | CLEARED |
| 395395 | S | \$14167.00 | 01/14/10 | 23848 | 0 | SFM | CLEARED |
| 395396 | S | \$127.00 | 01/14/10 | 00016 | 1830 | SHARP, HELENA | CLEARED |
| 395397 | S | \$148.00 | 01/14/10 | 26965 | 0 | SHOEMAKER, RYAN | CLEARED |
| 395398 | S | \$120.00 | 01/14/10 | 00000 | 321 | SMITH, BARBARA | CLEARED |
| 395399 | S | \$77.00 | 01/14/10 | 26102 | 0 | SORENSEN, MATTHEW | CLEARED |
| 395400 | S | \$450.00 | 01/14/10 | 20845 | 0 | SPC PRODUCTS, INC. | OUTSTANDING |
| 395401 | S | \$550.00 | 01/14/10 | 01209 | 0 | STAGES THEATRE COMPANY | CLEARED |
| 395402 | S | \$233.00 | 01/14/10 | 26893 | 0 | STEWART, ZLIMEN & JUNGERS, LTD. | CLEARED |
| 395403 | S | \$152.26 | 01/14/10 | 00321 | 0 | SUN NEWSPAPERS | CLEARED |
| 395404 | S | \$3577.50 | 01/14/10 | 21008 | 0 | T.L.C. SPECIAL TRANSPORTATION, INC. | CLEARED |
| 395405 | | | 01/14/10 | 21008 | 0 | UNISSUED | UNISSUED |
| 395406 | S | \$74.00 | 01/14/10 | 22337 | 0 | THEISEN, CHAD | CLEARED |
| 395407 | S | \$1655.41 | 01/14/10 | 24955 | 1 | THERMO-DYNE, INC. | CLEARED |
| 395408 | S | \$243148.65 | 01/14/10 | 08203 | 0 | TIES | CLEARED |
| 395409 | S | \$60.00 | 01/14/10 | 24968 | 0 | TRANG, KRISTINE | CLEARED |
| 395410 | S | \$70.00 | 01/14/10 | 01679 | 0 | TREBESCH, GUY | CLEARED |
| 395411 | S | \$129.00 | 01/14/10 | 26986 | 0 | TRUMBLE, MIKE | CLEARED |
| 395412 | S | \$41.00 | 01/14/10 | 02813 | 1 | US DEPARTMENT OF EDUCATION | CLEARED |
| 395413 | S | \$84.00 | 01/14/10 | 02813 | 2 | U.S. DEPARTMENT OF EDUCATION | CLEARED |
| 395414 | S | \$91.68 | 01/14/10 | 04172 | 0 | UNITED PARCEL SERVICE | CLEARED |
| 395415 | S | \$104.54 | 01/14/10 | 23463 | 7 | UNITED STATES TREASURY | CLEARED |
| 395416 | S | \$606.42 | 01/14/10 | 04417 | 1 | US FOODSERVICE | CLEARED |
| 395417 | S | \$70.00 | 01/14/10 | 06272 | 0 | VEKICH, STEVE | CLEARED |
| 395418 | S | \$77.00 | 01/14/10 | 26996 | 0 | VOGEL, CORY | CLEARED |
| 395419 | S | \$7.50 | 01/14/10 | 00000 | 322 | VOLK, LUCAS | CLEARED |
| 395420 | S | \$101.00 | 01/14/10 | 26955 | 0 | WALCZAK, CHAD | CLEARED |

| CHECK # | TYPE | CHECK AMT | CHECK DATE | VENDOR # | ADDRS # | VENDOR NAME | CHECK STATUS |
|---------|------|-------------|------------|----------|---------|--|--------------|
| 395421 | S | \$53.00 | 01/14/10 | 21589 | 0 | WASHINGER, JEFF | OUTSTANDING |
| 395422 | S | \$250.75 | 01/14/10 | 20422 | 0 | WENDORF, VERN | CLEARED |
| 395423 | S | \$282.00 | 01/14/10 | 26767 | 0 | WI SCTF | CLEARED |
| 395424 | S | \$70.00 | 01/14/10 | 01731 | 0 | WITTERSCHEIN, JOE | CLEARED |
| 395425 | S | \$709.11 | 01/14/10 | 09685 | 0 | WOLD ARCHITECTS & ENGINEERS | CLEARED |
| 395426 | S | \$70.00 | 01/14/10 | 21537 | 0 | WOLLE, MIKE | OUTSTANDING |
| 395427 | S | \$110.00 | 01/14/10 | 26987 | 0 | WOLLENBERG, AARON | CLEARED |
| 395428 | S | \$13323.59 | 01/14/10 | 02776 | 0 | XCEL ENERGY | CLEARED |
| 395429 | S | \$2870.32 | 01/14/10 | 04451 | 9 | XEROX CORPORATION | CLEARED |
| 395430 | S | \$300.00 | 01/21/10 | 26374 | 0 | ARTISAN CREATIVE | CLEARED |
| 395431 | S | \$102.45 | 01/21/10 | 03931 | 0 | BERRY COFFEE COMPANY | CLEARED |
| 395432 | S | \$200.00 | 01/21/10 | 24024 | 0 | BRIH DESIGN, LLC | CLEARED |
| 395433 | S | \$15766.68 | 01/21/10 | 00673 | 0 | BURNSVILLE, CITY OF | CLEARED |
| 395434 | S | \$1944.91 | 01/21/10 | 26502 | 0 | CAL-TEX ELECTRIC, INC. | CLEARED |
| 395435 | S | \$1690.00 | 01/21/10 | 26957 | 0 | CARLSON, BONNIE | CLEARED |
| 395436 | S | \$4486.56 | 01/21/10 | 02519 | 3 | CENTERPOINT ENERGY SERVICES, INC. | CLEARED |
| 395437 | S | \$3467.44 | 01/21/10 | 00246 | 1 | CHRESTOMATHY, INC. | OUTSTANDING |
| 395438 | S | \$135.00 | 01/21/10 | 21336 | 0 | COMMUNICATION SERVICE FOR THE DEAF, INC. | CLEARED |
| 395439 | S | \$120.00 | 01/21/10 | 25919 | 0 | CORDOVA-MORALES, LETICIA | CLEARED |
| 395440 | S | \$30.00 | 01/21/10 | 00000 | 324 | COURSOLLE, SUSAN | OUTSTANDING |
| 395441 | S | \$688.00 | 01/21/10 | 25517 | 0 | CRITTERS & COMPANY, INC. | OUTSTANDING |
| 395442 | S | \$5812.76 | 01/21/10 | 00906 | 0 | DAKOTA COUNTY TECHNICAL COLLEGE | CLEARED |
| 395443 | S | \$690.00 | 01/21/10 | 20524 | 0 | DEWALD, RINA C. | CLEARED |
| 395444 | S | \$2000.00 | 01/21/10 | 26551 | 1 | EAGLES WINGS CAREER PREP.& WORKFORCE LLC | CLEARED |
| 395445 | S | \$3137.18 | 01/21/10 | 02333 | 1 | EARTHGRAINS CO. | CLEARED |
| 395446 | S | \$11798.95 | 01/21/10 | 08698 | 1 | FERGUSON ENTERPRISES # 1657 | CLEARED |
| 395447 | S | \$60.00 | 01/21/10 | 25866 | 0 | FLORES, ROSA | CLEARED |
| 395448 | S | \$13.00 | 01/21/10 | 00000 | 325 | FRIDGEN, KRIS | OUTSTANDING |
| 395449 | S | \$159.60 | 01/21/10 | 01762 | 0 | HAAN CRAFTS, LLC | CLEARED |
| 395450 | S | \$180.00 | 01/21/10 | 26803 | 0 | HASSAN, RAHMA | OUTSTANDING |
| 395451 | S | \$19271.59 | 01/21/10 | 24130 | 0 | HASTINGS CO-OP CREAMERY | CLEARED |
| 395452 | S | \$110.00 | 01/21/10 | 02281 | 1 | HASTINGS HIGH SCHOOL | OUTSTANDING |
| 395453 | S | \$271.29 | 01/21/10 | 26918 | 0 | IMB DISTRIBUTION | CLEARED |
| 395454 | S | \$429942.33 | 01/21/10 | 09327 | 0 | INTERMEDIATE SCHOOL DISTRICT 917 | CLEARED |
| 395455 | S | \$993.00 | 01/21/10 | 01994 | 0 | J&R SCHOOL SUPPLIES, INC. | CLEARED |
| 395456 | S | \$60.00 | 01/21/10 | 22010 | 0 | KREMER, SEVERA E. | CLEARED |
| 395457 | S | \$247.71 | 01/21/10 | 22843 | 0 | KUIPER, HEIDI | CLEARED |
| 395458 | S | \$727.09 | 01/21/10 | 26671 | 0 | LS PIZZA SHACK | OUTSTANDING |
| 395459 | S | \$60.00 | 01/21/10 | 25421 | 0 | MEDINA de SMITH, MARIA | CLEARED |
| 395460 | S | \$1100.00 | 01/21/10 | 03412 | 0 | MERZER, SHEILA M.A.,L.P. | CLEARED |
| 395461 | S | \$39.00 | 01/21/10 | 02491 | 0 | MIDWEST BAND INSTRUMENT SERV. | OUTSTANDING |
| 395462 | S | \$222.42 | 01/21/10 | 23914 | 0 | MIDWEST VENDING | CLEARED |
| 395463 | S | \$95.00 | 01/21/10 | 09215 | 0 | MN CHILDREN'S MUSEUM | CLEARED |
| 395464 | S | \$500.00 | 01/21/10 | 06886 | 2 | MN STATE HIGH SCHOOL MATHEMATICS LEAGUE | OUTSTANDING |
| 395465 | S | \$22.00 | 01/21/10 | 25409 | 0 | MORRISON, FENSKE & SUND, PA | CLEARED |
| 395466 | S | \$4.45 | 01/21/10 | 03091 | 4 | NCS PEARSON INC | CLEARED |
| 395467 | S | \$53.55 | 01/21/10 | 25300 | 1 | ORANGE TREE EMPLOYMENT SCREENING | CLEARED |
| 395468 | S | \$180.00 | 01/21/10 | 24879 | 0 | PEREZ, MELISSA M. | OUTSTANDING |
| 395469 | S | \$184.99 | 01/21/10 | 21571 | 0 | PESI | CLEARED |
| 395470 | S | \$750.00 | 01/21/10 | 25931 | 0 | POTHINI, SEEMA | OUTSTANDING |
| 395471 | S | \$100.00 | 01/21/10 | 09997 | 0 | PRINCE OF PEACE LUTHERAN CHURCH | CLEARED |
| 395472 | S | \$14352.56 | 01/21/10 | 09588 | 1 | SAVAGE, CITY OF | CLEARED |

| CHECK # | TYPE | CHECK AMT | CHECK DATE | VENDOR # | ADDRS # | VENDOR NAME | CHECK STATUS |
|---------|------|-------------|------------|----------|---------|---------------------------------------|--------------|
| 395473 | S | \$3386.25 | 01/21/10 | 20491 | 0 | SAVAGE, DAWN | CLEARED |
| 395474 | S | \$8294.00 | 01/21/10 | 03369 | 0 | SEXTON PRINTING | CLEARED |
| 395475 | S | \$60.00 | 01/21/10 | 26857 | 0 | SOTO, NESTOR DAVID | CLEARED |
| 395476 | S | \$60.00 | 01/21/10 | 24968 | 0 | TRANG, KRISTINE | CLEARED |
| 395477 | S | \$185.49 | 01/21/10 | 04417 | 1 | US FOODSERVICE | CLEARED |
| 395478 | S | \$3192.00 | 01/21/10 | 04195 | 1 | VIKING AUTOMATIC SPRINKLER COMPANY | CLEARED |
| 395479 | S | \$6.00 | 01/21/10 | 00016 | 1835 | WASHINGTON, ERIN | OUTSTANDING |
| 395480 | S | \$60.00 | 01/21/10 | 26355 | 0 | WAY, DONITA | CLEARED |
| 395481 | S | \$60.00 | 01/21/10 | 25837 | 0 | WILLIAMS, REBECCA | CLEARED |
| 395482 | S | \$245.00 | 01/21/10 | 26391 | 1 | WORLD SAVVY | CLEARED |
| 395483 | S | \$190.30 | 02/01/10 | 00188 | 1 | ACADEMIC COMMUNICATIONS ASSOC. | OUTSTANDING |
| 395484 | S | \$203.45 | 02/01/10 | 23228 | 0 | ACP DIRECT | OUTSTANDING |
| 395485 | S | \$404.12 | 02/01/10 | 02311 | 1 | ALL AMERICAN SPORTS CORP. | OUTSTANDING |
| 395486 | S | \$85.00 | 02/01/10 | 03398 | 0 | ALLEN'S SERVICE, INC. | OUTSTANDING |
| 395487 | S | \$66.50 | 02/01/10 | 01100 | 1 | ANCOM TECHNICAL CENTER | OUTSTANDING |
| 395488 | S | \$1912.50 | 02/01/10 | 26652 | 1 | APEX PRINT TECHNOLOGIES | OUTSTANDING |
| 395489 | S | \$247.24 | 02/01/10 | 03178 | 1 | AQUA LOGIC, INC. | OUTSTANDING |
| 395490 | S | \$78.26 | 02/01/10 | 26755 | 0 | ARAMARK UNIFORM SERVICES | OUTSTANDING |
| 395491 | | | 02/01/10 | 26755 | 0 | UNISSUED | UNISSUED |
| 395492 | S | \$348.15 | 02/01/10 | 00386 | 1 | BARNES & NOBLE INC | OUTSTANDING |
| 395493 | S | \$95.96 | 02/01/10 | 01253 | 1 | BATTERIES PLUS | OUTSTANDING |
| 395494 | S | \$20.90 | 02/01/10 | 21653 | 0 | BEYOND PLAY, LLC | OUTSTANDING |
| 395495 | S | \$5671.27 | 02/01/10 | 00477 | 0 | BIX PRODUCE COMPANY | OUTSTANDING |
| 395496 | | | 02/01/10 | 00477 | 0 | UNISSUED | UNISSUED |
| 395497 | | | 02/01/10 | 00477 | 0 | UNISSUED | UNISSUED |
| 395498 | | | 02/01/10 | 00477 | 0 | UNISSUED | UNISSUED |
| 395499 | | | 02/01/10 | 00477 | 0 | UNISSUED | UNISSUED |
| 395500 | S | \$250.00 | 02/01/10 | 00673 | 0 | BURNSVILLE, CITY OF | OUTSTANDING |
| 395501 | S | \$1535.73 | 02/01/10 | 06201 | 1 | C L BENSEN COMPANY, INC. | OUTSTANDING |
| 395502 | S | \$125.95 | 02/01/10 | 01041 | 0 | CARLEX COMPANY, THE | OUTSTANDING |
| 395503 | S | \$1762.00 | 02/01/10 | 20289 | 1 | CDW GOVERNMENT, INC. | OUTSTANDING |
| 395504 | S | \$258.71 | 02/01/10 | 25513 | 1 | CHURCH OFFSET PRINTING, INC. | OUTSTANDING |
| 395505 | S | \$570.53 | 02/01/10 | 00686 | 1 | CLARK PRODUCTS, INC. | OUTSTANDING |
| 395506 | S | \$382.50 | 02/01/10 | 00514 | 0 | COMBUSTION HEAT & POWER, INC. | OUTSTANDING |
| 395507 | S | \$68.98 | 02/01/10 | 00552 | 1 | CONNEY SAFETY PRODUCTS | OUTSTANDING |
| 395508 | S | \$4436.67 | 02/01/10 | 09654 | 0 | COSTUME RENTALS | OUTSTANDING |
| 395509 | S | \$49.90 | 02/01/10 | 00647 | 0 | CROWN RENTAL, INC. | OUTSTANDING |
| 395510 | S | \$50.00 | 02/01/10 | 22013 | 0 | CUSTOM WATER WORKS | OUTSTANDING |
| 395511 | S | \$7750.30 | 02/01/10 | 00279 | 0 | D.S.D., INC. | OUTSTANDING |
| 395512 | | | 02/01/10 | 00279 | 0 | UNISSUED | UNISSUED |
| 395513 | S | \$490.39 | 02/01/10 | 00389 | 0 | DAVANNIS PIZZA | OUTSTANDING |
| 395514 | S | \$62.83 | 02/01/10 | 00837 | 1 | DEMCO, INC. | OUTSTANDING |
| 395515 | S | \$15241.50 | 02/01/10 | 01078 | 0 | ELECTRO WATCHMAN, INC. | OUTSTANDING |
| 395516 | S | \$176.00 | 02/01/10 | 23953 | 0 | ELECTRONIC COMMUNICATION SYSTEMS, LLC | OUTSTANDING |
| 395517 | S | \$88.00 | 02/01/10 | 23645 | 0 | ESTR PUBLICATIONS | OUTSTANDING |
| 395518 | S | \$116.01 | 02/01/10 | 23054 | 1 | FASTENAL | OUTSTANDING |
| 395519 | S | \$3609.58 | 02/01/10 | 08698 | 1 | FERGUSON ENTERPRISES # 1657 | OUTSTANDING |
| 395520 | S | \$544084.13 | 02/01/10 | 03328 | 0 | FIRST STUDENT, INC. | OUTSTANDING |
| 395521 | | | 02/01/10 | 03328 | 0 | UNISSUED | UNISSUED |
| 395522 | | | 02/01/10 | 03328 | 0 | UNISSUED | UNISSUED |
| 395523 | | | 02/01/10 | 03328 | 0 | UNISSUED | UNISSUED |
| 395524 | | | 02/01/10 | 03328 | 0 | UNISSUED | UNISSUED |

22

| CHECK # | TYPE | CHECK AMT | CHECK DATE | VENDOR # | ADDRS # | VENDOR NAME | CHECK STATUS |
|---------|------|-----------|------------|----------|---------|---|--------------|
| 395525 | | | 02/01/10 | 03328 | 0 | UNISSUED | UNISSUED |
| 395526 | | | 02/01/10 | 03328 | 0 | UNISSUED | UNISSUED |
| 395527 | | | 02/01/10 | 03328 | 0 | UNISSUED | UNISSUED |
| 395528 | | | 02/01/10 | 03328 | 0 | UNISSUED | UNISSUED |
| 395529 | | | 02/01/10 | 03328 | 0 | UNISSUED | UNISSUED |
| 395530 | | | 02/01/10 | 03328 | 0 | UNISSUED | UNISSUED |
| 395531 | | | 02/01/10 | 03328 | 0 | UNISSUED | UNISSUED |
| 395532 | | | 02/01/10 | 03328 | 0 | UNISSUED | UNISSUED |
| 395533 | | | 02/01/10 | 03328 | 0 | UNISSUED | UNISSUED |
| 395534 | S | \$30.90 | 02/01/10 | 01235 | 1 | FLAGHOUSE INC. | OUTSTANDING |
| 395535 | S | \$45.77 | 02/01/10 | 01231 | 0 | FLINN SCIENTIFIC, INC. | OUTSTANDING |
| 395536 | S | \$217.67 | 02/01/10 | 01458 | 1 | GOPHER | OUTSTANDING |
| 395537 | S | \$1121.79 | 02/01/10 | 04387 | 1 | GRAINGER | OUTSTANDING |
| 395538 | S | \$921.56 | 02/01/10 | 03299 | 0 | GREG LARSON SPORTS, INC. | OUTSTANDING |
| 395539 | S | \$285.29 | 02/01/10 | 01577 | 0 | GROSSMAN CHEVROLET | OUTSTANDING |
| 395540 | S | \$162.39 | 02/01/10 | 00575 | 0 | GROTH MUSIC COMPANY | OUTSTANDING |
| 395541 | S | \$308.00 | 02/01/10 | 08203 | 3 | HEWLETT-PACKARD COMPANY | OUTSTANDING |
| 395542 | S | \$5211.00 | 02/01/10 | 21184 | 1 | HEWLETT-PACKARD COMPANY | OUTSTANDING |
| 395543 | S | \$85.68 | 02/01/10 | 01729 | 4 | HIGHSMITH | OUTSTANDING |
| 395544 | S | \$2554.71 | 02/01/10 | 09318 | 1 | HILLYARD INC - MINNEAPOLIS | OUTSTANDING |
| 395545 | S | \$228.00 | 02/01/10 | 25425 | 0 | INTA JUICE | OUTSTANDING |
| 395546 | S | \$16.50 | 02/01/10 | 01134 | 0 | JIM COOPERS TIRE & AUTO STORES | OUTSTANDING |
| 395547 | S | \$4043.93 | 02/01/10 | 02043 | 7 | JOSTENS | OUTSTANDING |
| 395548 | S | \$329.40 | 02/01/10 | 02203 | 0 | LAKESHORE LEARNING MATERIALS | OUTSTANDING |
| 395549 | S | \$315.00 | 02/01/10 | 05077 | 0 | LOCKSAFE, INC. | OUTSTANDING |
| 395550 | S | \$4243.17 | 02/01/10 | 02196 | 0 | MACKIN BOOK COMPANY | OUTSTANDING |
| 395551 | S | \$805.35 | 02/01/10 | 05756 | 0 | MASTER ELECTRIC CO., INC. | OUTSTANDING |
| 395552 | S | \$161.42 | 02/01/10 | 02395 | 0 | MENARDS | OUTSTANDING |
| 395553 | S | \$554.00 | 02/01/10 | 26970 | 0 | MIDWEST COMBUSTION CONTROLS | OUTSTANDING |
| 395554 | S | \$440.26 | 02/01/10 | 26905 | 0 | MINDSTEPS, INC. | OUTSTANDING |
| 395555 | S | \$929.30 | 02/01/10 | 08999 | 1 | MINNESOTA ELEVATOR INC | OUTSTANDING |
| 395556 | S | \$279.61 | 02/01/10 | 04961 | 0 | MINVALCO, INC. | OUTSTANDING |
| 395557 | S | \$159.00 | 02/01/10 | 02544 | 1 | MTI DISTRIBUTING CO. | OUTSTANDING |
| 395558 | S | \$88.44 | 02/01/10 | 03519 | 0 | NAPA, SAVAGE PARTS SERVICE | OUTSTANDING |
| 395559 | S | \$2551.34 | 02/01/10 | 01212 | 4 | NATIONAL GEOGRAPHIC SCHOOL PUBLISHING/HAMPTON | OUTSTANDING |
| 395560 | S | \$81.20 | 02/01/10 | 01197 | 1 | NEXT DAY GOURMET | OUTSTANDING |
| 395561 | S | \$464.30 | 02/01/10 | 26799 | 0 | NICKLASSON ATHLETIC COMPANY INC | OUTSTANDING |
| 395562 | S | \$1333.18 | 02/01/10 | 02489 | 1 | OFFICE DEPOT COMPANY | OUTSTANDING |
| 395563 | | | 02/01/10 | 02489 | 0 | UNISSUED | UNISSUED |
| 395564 | S | \$140.00 | 02/01/10 | 25749 | 0 | OH THOSE GUYS | OUTSTANDING |
| 395565 | S | \$783.60 | 02/01/10 | 03219 | 1 | PEPSI-COLA COMPANY | OUTSTANDING |
| 395566 | S | \$265.64 | 02/01/10 | 06985 | 0 | PERIPOLE - BERGERAULT, INC. | OUTSTANDING |
| 395567 | S | \$224.00 | 02/01/10 | 24681 | 0 | PROFESSIONAL WIRELESS COMMUNICATIONS | OUTSTANDING |
| 395568 | S | \$4820.00 | 02/01/10 | 21744 | 0 | QUALITY AIR MECHANICAL, INC. | OUTSTANDING |
| 395569 | S | \$823.25 | 02/01/10 | 23374 | 0 | RECYCLE TECHNOLOGIES, INC. | OUTSTANDING |
| 395570 | S | \$49.50 | 02/01/10 | 21851 | 0 | RED WING SHOE STORE | OUTSTANDING |
| 395571 | S | \$1199.62 | 02/01/10 | 00238 | 2 | SCHOLASTIC BOOK FAIRS | OUTSTANDING |
| 395572 | S | \$522.11 | 02/01/10 | 03534 | 2 | SCHOLASTIC INC | OUTSTANDING |
| 395573 | S | \$348.30 | 02/01/10 | 03537 | 1 | SCHOOL HEALTH SUPPLY CO., INC. | OUTSTANDING |
| 395574 | S | \$54.48 | 02/01/10 | 01037 | 3 | SCHOOL SPECIALTY | OUTSTANDING |
| 395575 | S | \$99.93 | 02/01/10 | 20688 | 2 | SCHOOL SPECIALTY | OUTSTANDING |
| 395576 | S | \$72.68 | 02/01/10 | 04232 | 1 | SCHOOL SPECIALTY INC. | OUTSTANDING |

| CHECK # | TYPE | CHECK AMT | CHECK DATE | VENDOR # | ADDRS # | VENDOR NAME | CHECK STATUS |
|---------|------|------------|------------|----------|---------|-------------------------------------|--------------|
| 395577 | S | \$3500.00 | 02/01/10 | 26952 | 1 | SCORE TABLES BY DESIGN-MN | OUTSTANDING |
| 395578 | S | \$647.60 | 02/01/10 | 20890 | 1 | SCOTT ELECTRIC | OUTSTANDING |
| 395579 | S | \$857.80 | 02/01/10 | 02217 | 1 | SIEMENS BUILDING TECHNOLOGIES, INC. | OUTSTANDING |
| 395580 | S | \$728.90 | 02/01/10 | 03587 | 1 | SIMPLEX GRINNELL | OUTSTANDING |
| 395581 | S | \$408.97 | 02/01/10 | 22907 | 1 | SOLUTIONS4SURE.COM, INC. | OUTSTANDING |
| 395582 | S | \$570.00 | 02/01/10 | 25672 | 0 | SPECIAL DELIVERY OF MINNESOTA, INC | OUTSTANDING |
| 395583 | S | \$104.43 | 02/01/10 | 03640 | 1 | STAPLES ADVANTAGE | OUTSTANDING |
| 395584 | S | \$291.90 | 02/01/10 | 03689 | 0 | STATE SUPPLY CO., INC. | OUTSTANDING |
| 395585 | S | \$154.00 | 02/01/10 | 04664 | 0 | SUMMIT PRINT COPY AND MAIL SERVICE | OUTSTANDING |
| 395586 | S | \$173.25 | 02/01/10 | 21199 | 0 | TAHO SPORTSWEAR | OUTSTANDING |
| 395587 | S | \$220.61 | 02/01/10 | 01377 | 0 | THERAPY SHOPPE | OUTSTANDING |
| 395588 | S | \$1587.83 | 02/01/10 | 00826 | 1 | TIERNEY BROTHERS, INC. | OUTSTANDING |
| 395589 | S | \$6500.00 | 02/01/10 | 08203 | 0 | TIES | OUTSTANDING |
| 395590 | S | \$538.07 | 02/01/10 | 22123 | 1 | TOTAL FILTRATION SERVICES, INC. | OUTSTANDING |
| 395591 | S | \$889.61 | 02/01/10 | 24601 | 0 | TOTAL MECHANICAL SERVICES, INC. | OUTSTANDING |
| 395592 | S | \$69.40 | 02/01/10 | 04060 | 0 | TRANS-MISSISSIPPI BIOLOGICAL SUPPLY | OUTSTANDING |
| 395593 | S | \$58.14 | 02/01/10 | 04037 | 1 | TRIARCO ARTS & CRAFTS | OUTSTANDING |
| 395594 | S | \$4728.93 | 02/01/10 | 03802 | 0 | TRIO SUPPLY | OUTSTANDING |
| 395595 | | | 02/01/10 | 03802 | 0 | UNISSUED | UNISSUED |
| 395596 | S | \$294.70 | 02/01/10 | 03986 | 0 | TROPHY HOUSE, INC. | OUTSTANDING |
| 395597 | S | \$114.14 | 02/01/10 | 27000 | 0 | TUF-WEAR MANUFACTURING INC | OUTSTANDING |
| 395598 | S | \$54679.52 | 02/01/10 | 04417 | 1 | US FOODSERVICE | OUTSTANDING |
| 395599 | | | 02/01/10 | 04417 | 0 | UNISSUED | UNISSUED |
| 395600 | | | 02/01/10 | 04417 | 0 | UNISSUED | UNISSUED |
| 395601 | | | 02/01/10 | 04417 | 0 | UNISSUED | UNISSUED |
| 395602 | | | 02/01/10 | 04417 | 0 | UNISSUED | UNISSUED |
| 395603 | | | 02/01/10 | 04417 | 0 | UNISSUED | UNISSUED |
| 395604 | | | 02/01/10 | 04417 | 0 | UNISSUED | UNISSUED |
| 395605 | S | \$555.90 | 02/01/10 | 03345 | 1 | VALLEY NATIONAL GASES | OUTSTANDING |
| 395606 | S | \$79.60 | 02/01/10 | 04243 | 1 | VIKING ELECTRIC SUPPLY, INC. | OUTSTANDING |
| 395607 | S | \$46.96 | 02/01/10 | 04518 | 0 | WIESER EDUCATIONAL, INC. | OUTSTANDING |
| 395608 | S | \$780.00 | 02/01/10 | 04566 | 0 | ZIEGLER INC. | OUTSTANDING |
| 395610 | S | \$144.00 | 01/26/10 | 26940 | 0 | AKWAY, OCHAUNG | OUTSTANDING |
| 395611 | S | \$1683.00 | 01/26/10 | 26795 | 1 | ALLIED PROFESSIONALS, INC. | CLEARED |
| 395612 | S | \$41.08 | 01/26/10 | 22517 | 0 | AMI IMAGING SYSTEMS, INC. | CLEARED |
| 395613 | S | \$915.00 | 01/26/10 | 01100 | 0 | ANCOM COMMUNICATIONS INC. | OUTSTANDING |
| 395614 | S | \$77.00 | 01/26/10 | 26994 | 0 | ANDERSON, KATIE | CLEARED |
| 395615 | S | \$386.50 | 01/26/10 | 23692 | 0 | ATTITUDE DANCE COMPANIES, INC. | OUTSTANDING |
| 395616 | S | \$55.00 | 01/26/10 | 26992 | 0 | BABICH, CARL | OUTSTANDING |
| 395617 | S | \$55.00 | 01/26/10 | 26993 | 0 | BABICH, CHRIS | OUTSTANDING |
| 395618 | S | \$41.28 | 01/26/10 | 00016 | 1690 | BALLARD, EILEEN | OUTSTANDING |
| 395619 | S | \$77.00 | 01/26/10 | 23925 | 0 | BERG, ADAM | OUTSTANDING |
| 395620 | S | \$129.00 | 01/26/10 | 08629 | 0 | BUDION, MIKE | OUTSTANDING |
| 395621 | S | \$565.36 | 01/26/10 | 26645 | 0 | BURNSVILLE PERFORMING ARTS CENTER | OUTSTANDING |
| 395622 | S | \$156.00 | 01/26/10 | 26409 | 0 | BUTLER, VINCENT | CLEARED |
| 395623 | S | \$50.15 | 01/26/10 | 26772 | 0 | CARLSON, CAROL | OUTSTANDING |
| 395624 | S | \$54247.63 | 01/26/10 | 02519 | 0 | CENTERPOINT ENERGY | OUTSTANDING |
| 395625 | S | \$70.00 | 01/26/10 | 26473 | 0 | CONLEY, BEN | OUTSTANDING |
| 395626 | S | \$1056.00 | 01/26/10 | 00502 | 0 | CORNERSTONE COPY CENTER | CLEARED |
| 395627 | S | \$400.95 | 01/26/10 | 00647 | 0 | CROWN RENTAL, INC. | OUTSTANDING |
| 395628 | S | \$5300.00 | 01/26/10 | 26750 | 0 | DAYSTAR ELECTRIC, INC. | OUTSTANDING |
| 395629 | S | \$325.79 | 01/26/10 | 27003 | 0 | DEBCOR, INC. | OUTSTANDING |

24

| CHECK # | TYPE | CHECK AMT | CHECK DATE | VENDOR # | ADDRS # | VENDOR NAME | CHECK STATUS |
|---------|------|------------|------------|----------|---------|--|--------------|
| 395630 | S | \$74.00 | 01/26/10 | 03139 | 0 | DELMONICO, DAVE | OUTSTANDING |
| 395631 | S | \$181.00 | 01/26/10 | 23363 | 0 | DIRTY DOG PRODUCTIONS, LLC | CLEARED |
| 395632 | S | \$70.00 | 01/26/10 | 03725 | 0 | DIXON, RALFORD | CLEARED |
| 395633 | S | \$300.00 | 01/26/10 | 26368 | 0 | DOWNING-KLINISKE, VALERIE | CLEARED |
| 395634 | S | \$225.00 | 01/26/10 | 09272 | 1 | ECM DISTRIBUTION | CLEARED |
| 395635 | S | \$90.00 | 01/26/10 | 01006 | 0 | EDINA HIGH SCHOOL | OUTSTANDING |
| 395636 | S | \$74.00 | 01/26/10 | 03283 | 0 | ELAM, MICHAEL | CLEARED |
| 395637 | S | \$300.00 | 01/26/10 | 26906 | 0 | EXTREME ATHLETICS, LLC | OUTSTANDING |
| 395638 | S | \$30.00 | 01/26/10 | 26430 | 0 | FIRST-SHRED LLC | OUTSTANDING |
| 395639 | S | \$80.24 | 01/26/10 | 25456 | 0 | GARVIS, JAYNE | OUTSTANDING |
| 395640 | S | \$74.00 | 01/26/10 | 23541 | 0 | GERVAIS, DAVE | OUTSTANDING |
| 395641 | S | \$336.00 | 01/26/10 | 23312 | 0 | GORNY, MICHELE | CLEARED |
| 395642 | S | \$66.00 | 01/26/10 | 25763 | 1 | GTM SPORTSWEAR | CLEARED |
| 395643 | S | \$74.00 | 01/26/10 | 22221 | 0 | HARRIS, ROB | OUTSTANDING |
| 395644 | S | \$74.00 | 01/26/10 | 23542 | 0 | HENDRICKSON, JEREMY | OUTSTANDING |
| 395645 | S | \$160.00 | 01/26/10 | 26968 | 0 | HERBY, DONOVAN | OUTSTANDING |
| 395646 | S | \$1063.50 | 01/26/10 | 25108 | 0 | HITESMAN & ASSOCIATES, P.A. | OUTSTANDING |
| 395647 | S | \$107.00 | 01/26/10 | 25538 | 0 | HYMES, DAVID | OUTSTANDING |
| 395648 | S | \$1633.25 | 01/26/10 | 25612 | 0 | IMAGE MARKET | OUTSTANDING |
| 395649 | S | \$226.19 | 01/26/10 | 26918 | 0 | IMB DISTRIBUTION | CLEARED |
| 395650 | S | \$282.00 | 01/26/10 | 01994 | 0 | J&R SCHOOL SUPPLIES, INC. | CLEARED |
| 395651 | S | \$106.00 | 01/26/10 | 24067 | 0 | JOHNSON, DENNIS | OUTSTANDING |
| 395652 | S | \$90.00 | 01/26/10 | 20523 | 0 | JONES, SCOTT | OUTSTANDING |
| 395653 | S | \$4973.80 | 01/26/10 | 02043 | 7 | JOSTENS | OUTSTANDING |
| 395654 | S | \$16.66 | 01/26/10 | 02043 | 10 | JOSTENS | OUTSTANDING |
| 395655 | S | \$95.00 | 01/26/10 | 02673 | 10 | LAKEVILLE SOUTH | OUTSTANDING |
| 395656 | S | \$12.89 | 01/26/10 | 26703 | 1 | LASER PRODUCT TECHNOLOGIES | OUTSTANDING |
| 395657 | S | \$74.00 | 01/26/10 | 05784 | 0 | LIND, ROGER | OUTSTANDING |
| 395658 | S | \$70.00 | 01/26/10 | 23666 | 0 | MAHER, DAVID | OUTSTANDING |
| 395659 | S | \$63.00 | 01/26/10 | 08647 | 0 | MARSHALL, JAMES | CLEARED |
| 395660 | S | \$3445.00 | 01/26/10 | 22948 | 0 | METRO DINING CLUB | CLEARED |
| 395661 | S | \$23410.05 | 01/26/10 | 03029 | 1 | MINNESOTA ENERGY RESOURCES CORPORATION | OUTSTANDING |
| 395662 | S | \$200.00 | 01/26/10 | 07914 | 0 | MN DEPT OF LABOR AND INDUSTRY | CLEARED |
| 395663 | S | \$80.00 | 01/26/10 | 08616 | 1 | MN STATE CHESS ASSOCIATION | OUTSTANDING |
| 395664 | S | \$53.00 | 01/26/10 | 24915 | 0 | NELSON, BRUCE | OUTSTANDING |
| 395665 | S | \$2388.43 | 01/26/10 | 06477 | 0 | OFFICE OF ENTERPRISE TECHNOLOGY | OUTSTANDING |
| 395666 | S | \$77.00 | 01/26/10 | 25027 | 0 | PATE, MARVIN | CLEARED |
| 395667 | S | \$60.00 | 01/26/10 | 24879 | 0 | PEREZ, MELISSA M. | OUTSTANDING |
| 395668 | S | \$40.00 | 01/26/10 | 25787 | 0 | PHET, CHANTARA | OUTSTANDING |
| 395669 | S | \$77.00 | 01/26/10 | 22239 | 0 | PHILLIPS, GORDON | OUTSTANDING |
| 395670 | S | \$207.00 | 01/26/10 | 03055 | 1 | PITNEY BOWES INC. | OUTSTANDING |
| 395671 | S | \$305.00 | 01/26/10 | 06693 | 0 | POWELL, MALINDA | CLEARED |
| 395672 | S | \$70.00 | 01/26/10 | 04705 | 0 | SAMES, RANDY | CLEARED |
| 395673 | S | \$50.00 | 01/26/10 | 03619 | 0 | SAVAGE CHAMBER OF COMMERCE | OUTSTANDING |
| 395674 | S | \$30786.00 | 01/26/10 | 09588 | 4 | SAVAGE, CITY OF | OUTSTANDING |
| 395675 | S | \$70.00 | 01/26/10 | 22269 | 0 | SAWYER, ANDREW | OUTSTANDING |
| 395676 | S | \$148.00 | 01/26/10 | 25486 | 0 | SCHAEFER, EDWARD | CLEARED |
| 395677 | S | \$64.30 | 01/26/10 | 00001 | 1056 | SCHARF, PATRICIA | OUTSTANDING |
| 395678 | S | \$78.75 | 01/26/10 | 26365 | 0 | SCHENCK, MELISSA | OUTSTANDING |
| 395679 | S | \$375.00 | 01/26/10 | 25227 | 0 | SHAW, STACY | OUTSTANDING |
| 395680 | S | \$541.60 | 01/26/10 | 20185 | 0 | SHIRTY SOMETHING | OUTSTANDING |
| 395681 | S | \$77.00 | 01/26/10 | 26102 | 0 | SORENSEN, MATTHEW | CLEARED |

| CHECK # | TYPE | CHECK AMT | CHECK DATE | VENDOR # | ADDRS # | VENDOR NAME | CHECK STATUS |
|---------|------|-----------|------------|----------|---------|---|--------------|
| 395682 | S | \$1749.00 | 01/26/10 | 25040 | 0 | ST. LOUIS PARK SENIOR PROGRAM | OUTSTANDING |
| 395683 | S | \$37.50 | 01/26/10 | 01209 | 0 | STAGES THEATRE COMPANY | OUTSTANDING |
| 395684 | S | \$70.00 | 01/26/10 | 25013 | 0 | STARR, DWAYNE | OUTSTANDING |
| 395685 | S | \$3188.00 | 01/26/10 | 21008 | 0 | T.L.C. SPECIAL TRANSPORTATION, INC. | OUTSTANDING |
| 395686 | S | \$135.00 | 01/26/10 | 25781 | 0 | TAPIA, FRANCIS | OUTSTANDING |
| 395687 | S | \$936.76 | 01/26/10 | 25921 | 0 | TESSERACT OF EAGAN | CLEARED |
| 395688 | S | \$129.00 | 01/26/10 | 26986 | 0 | TRUMBLE, MIKE | CLEARED |
| 395689 | S | \$21.61 | 01/26/10 | 04172 | 0 | UNITED PARCEL SERVICE | OUTSTANDING |
| 395690 | S | \$145.00 | 01/26/10 | 08595 | 0 | UNIVERSITY OF MINNESOTA-TUITION | CLEARED |
| 395691 | S | \$188.89 | 01/26/10 | 04417 | 1 | US FOODSERVICE | CLEARED |
| 395692 | S | \$240.72 | 01/26/10 | 20422 | 0 | WENDORF, VERN | OUTSTANDING |
| 395693 | S | \$1061.20 | 01/26/10 | 22656 | 0 | WINGFOOT COMMERCIAL TIRE | CLEARED |
| 395694 | S | \$3195.85 | 01/26/10 | 04451 | 1 | XEROX CORPORATION | OUTSTANDING |
| 395695 | S | \$7340.13 | 01/26/10 | 04451 | 6 | XEROX CORPORATION | OUTSTANDING |
| 395696 | S | \$4685.24 | 01/26/10 | 04451 | 7 | XEROX CORPORATION | CLEARED |
| 395752 | S | \$279.61 | 02/01/10 | 04961 | 0 | MINVALCO, INC. | OUTSTANDING |
| 395753 | S | \$159.00 | 02/01/10 | 02544 | 1 | MTI DISTRIBUTING CO. | OUTSTANDING |
| 395754 | S | \$88.44 | 02/01/10 | 03519 | 0 | NAPA, SAVAGE PARTS SERVICE | OUTSTANDING |
| 395755 | S | \$2551.34 | 02/01/10 | 01212 | 4 | NATIONAL GEOGRAPHIC SCHOOL PUBLISHING/HAMPTON | OUTSTANDING |
| 395756 | S | \$81.20 | 02/01/10 | 01197 | 1 | NEXT DAY GOURMET | OUTSTANDING |
| 395757 | S | \$464.30 | 02/01/10 | 26799 | 0 | NICKLASSON ATHLETIC COMPANY INC | OUTSTANDING |
| 395758 | S | \$1333.18 | 02/01/10 | 02489 | 1 | OFFICE DEPOT COMPANY | OUTSTANDING |
| 395759 | | | 02/01/10 | 02489 | 0 | UNISSUED | UNISSUED |
| 395760 | S | \$140.00 | 02/01/10 | 25749 | 0 | OH THOSE GUYS | OUTSTANDING |
| 395761 | S | \$783.60 | 02/01/10 | 03219 | 1 | PEPSI-COLA COMPANY | OUTSTANDING |
| 395762 | S | \$265.64 | 02/01/10 | 06985 | 0 | PERIPOLE - BERGERAULT, INC. | OUTSTANDING |
| 395763 | S | \$224.00 | 02/01/10 | 24681 | 0 | PROFESSIONAL WIRELESS COMMUNICATIONS | OUTSTANDING |
| 395764 | S | \$4820.00 | 02/01/10 | 21744 | 0 | QUALITY AIR MECHANICAL, INC. | OUTSTANDING |
| 395765 | S | \$823.25 | 02/01/10 | 23374 | 0 | RECYCLE TECHNOLOGIES, INC. | OUTSTANDING |
| 395766 | S | \$49.50 | 02/01/10 | 21851 | 0 | RED WING SHOE STORE | OUTSTANDING |
| 395767 | S | \$1199.62 | 02/01/10 | 00238 | 2 | SCHOLASTIC BOOK FAIRS | OUTSTANDING |
| 395768 | S | \$522.11 | 02/01/10 | 03534 | 2 | SCHOLASTIC INC | OUTSTANDING |
| 395769 | S | \$348.30 | 02/01/10 | 03537 | 1 | SCHOOL HEALTH SUPPLY CO., INC. | OUTSTANDING |
| 395770 | S | \$54.48 | 02/01/10 | 01037 | 3 | SCHOOL SPECIALTY | OUTSTANDING |
| 395771 | S | \$99.93 | 02/01/10 | 20688 | 2 | SCHOOL SPECIALTY | OUTSTANDING |
| 395772 | S | \$72.68 | 02/01/10 | 04232 | 1 | SCHOOL SPECIALTY INC. | OUTSTANDING |
| 395773 | S | \$3500.00 | 02/01/10 | 26952 | 1 | SCORE TABLES BY DESIGN-MN | OUTSTANDING |
| 395774 | S | \$647.60 | 02/01/10 | 20890 | 1 | SCOTT ELECTRIC | OUTSTANDING |
| 395775 | S | \$857.80 | 02/01/10 | 02217 | 1 | SIEMENS BUILDING TECHNOLOGIES, INC. | OUTSTANDING |
| 395776 | S | \$728.90 | 02/01/10 | 03587 | 1 | SIMPLEX GRINNELL | OUTSTANDING |
| 395777 | S | \$408.97 | 02/01/10 | 22907 | 1 | SOLUTIONS4SURE.COM, INC. | OUTSTANDING |
| 395778 | S | \$570.00 | 02/01/10 | 25672 | 0 | SPECIAL DELIVERY OF MINNESOTA, INC | OUTSTANDING |
| 395779 | S | \$104.43 | 02/01/10 | 03640 | 1 | STAPLES ADVANTAGE | OUTSTANDING |
| 395780 | S | \$291.90 | 02/01/10 | 03689 | 0 | STATE SUPPLY CO., INC. | OUTSTANDING |
| 395781 | S | \$154.00 | 02/01/10 | 04664 | 0 | SUMMIT PRINT COPY AND MAIL SERVICE | OUTSTANDING |
| 395782 | S | \$173.25 | 02/01/10 | 21199 | 0 | TAHO SPORTSWEAR | OUTSTANDING |
| 395783 | S | \$220.61 | 02/01/10 | 01377 | 0 | THERAPY SHOPPE | OUTSTANDING |
| 395784 | S | \$1587.83 | 02/01/10 | 00826 | 1 | TIERNEY BROTHERS, INC. | OUTSTANDING |
| 395785 | S | \$6500.00 | 02/01/10 | 08203 | 0 | TIES | OUTSTANDING |
| 395786 | S | \$538.07 | 02/01/10 | 22123 | 1 | TOTAL FILTRATION SERVICES, INC. | OUTSTANDING |
| 395787 | S | \$889.61 | 02/01/10 | 24601 | 0 | TOTAL MECHANICAL SERVICES, INC. | OUTSTANDING |
| 395788 | S | \$69.40 | 02/01/10 | 04060 | 0 | TRANS-MISSISSIPPI BIOLOGICAL SUPPLY | OUTSTANDING |

| CHECK # | TYPE | CHECK AMT | CHECK DATE | VENDOR # | ADDRS # | VENDOR NAME | CHECK STATUS |
|---------|------|------------|------------|----------|---------|----------------------------------|--------------|
| 395789 | S | \$58.14 | 02/01/10 | 04037 | 1 | TRIARCO ARTS & CRAFTS | OUTSTANDING |
| 395790 | S | \$4728.93 | 02/01/10 | 03802 | 0 | TRIO SUPPLY | OUTSTANDING |
| 395791 | | | 02/01/10 | 03802 | 0 | UNISSUED | UNISSUED |
| 395792 | S | \$294.70 | 02/01/10 | 03986 | 0 | TROPHY HOUSE, INC. | OUTSTANDING |
| 395793 | S | \$114.14 | 02/01/10 | 27000 | 0 | TUF-WEAR MANUFACTURING INC | OUTSTANDING |
| 395794 | S | \$54679.52 | 02/01/10 | 04417 | 1 | US FOODSERVICE | OUTSTANDING |
| 395795 | | | 02/01/10 | 04417 | 0 | UNISSUED | UNISSUED |
| 395796 | | | 02/01/10 | 04417 | 0 | UNISSUED | UNISSUED |
| 395797 | | | 02/01/10 | 04417 | 0 | UNISSUED | UNISSUED |
| 395798 | | | 02/01/10 | 04417 | 0 | UNISSUED | UNISSUED |
| 395799 | | | 02/01/10 | 04417 | 0 | UNISSUED | UNISSUED |
| 395800 | | | 02/01/10 | 04417 | 0 | UNISSUED | UNISSUED |
| 395801 | S | \$555.90 | 02/01/10 | 03345 | 1 | VALLEY NATIONAL GASES | OUTSTANDING |
| 395802 | S | \$79.60 | 02/01/10 | 04243 | 1 | VIKING ELECTRIC SUPPLY, INC. | OUTSTANDING |
| 395803 | S | \$46.96 | 02/01/10 | 04518 | 0 | WIESER EDUCATIONAL, INC. | OUTSTANDING |
| 395804 | S | \$780.00 | 02/01/10 | 04566 | 0 | ZIEGLER INC. | OUTSTANDING |
| 395808 | S | \$4409.74 | 02/02/10 | 26241 | 0 | M&E REALTY COMPANY | OUTSTANDING |
| 395809 | S | \$8541.67 | 02/02/10 | 09588 | 1 | SAVAGE, CITY OF | OUTSTANDING |
| 395810 | S | \$11250.00 | 02/02/10 | 26645 | 1 | VENUWORKS OF BURNSVILLE LLC/BPAC | OUTSTANDING |
| 395811 | S | \$74.00 | 01/29/10 | 23555 | 0 | AHLVERS, STEVE | OUTSTANDING |
| 395812 | S | \$65.44 | 01/29/10 | 06215 | 0 | AIRPORT & TOWN TAXI | OUTSTANDING |
| 395813 | S | \$104.00 | 01/29/10 | 26940 | 0 | AKWAY, OCHAUNG | OUTSTANDING |
| 395814 | S | \$119.51 | 01/29/10 | 00016 | 1836 | ANDERSON'S PAW PRIDE | OUTSTANDING |
| 395815 | S | \$103.00 | 01/29/10 | 07482 | 0 | ANDERSON, BRUCE R. | OUTSTANDING |
| 395816 | S | \$107.00 | 01/29/10 | 27021 | 0 | ANGELL, PHILLIP | OUTSTANDING |
| 395817 | S | \$3750.00 | 01/29/10 | 27012 | 0 | ARTARIA STRING QUARTET | OUTSTANDING |
| 395818 | S | \$55.00 | 01/29/10 | 26992 | 0 | BABICH, CARL | OUTSTANDING |
| 395819 | S | \$20.00 | 01/29/10 | 26127 | 0 | BENANAV, JAY | OUTSTANDING |
| 395820 | S | \$200.00 | 01/29/10 | 27013 | 0 | BLOOMINGTON COVENANT CHURCH | OUTSTANDING |
| 395821 | S | \$255.00 | 01/29/10 | 24024 | 0 | BRIH DESIGN, LLC | OUTSTANDING |
| 395822 | S | \$258.00 | 01/29/10 | 08629 | 0 | BUDION, MIKE | OUTSTANDING |
| 395823 | S | \$25.00 | 01/29/10 | 00706 | 0 | BURNSVILLE CHAMBER OF COMMERCE | OUTSTANDING |
| 395824 | S | \$265.00 | 01/29/10 | 08957 | 1 | BURNSVILLE ROTARY BREAKFAST | OUTSTANDING |
| 395825 | S | \$150.45 | 01/29/10 | 26772 | 0 | CARLSON, CAROL | OUTSTANDING |
| 395826 | S | \$400.00 | 01/29/10 | 27016 | 0 | CARROLL, SARAH | OUTSTANDING |
| 395827 | S | \$77.00 | 01/29/10 | 27018 | 0 | CARTER, JEREMY | OUTSTANDING |
| 395828 | S | \$365.87 | 01/29/10 | 02519 | 0 | CENTERPOINT ENERGY | OUTSTANDING |
| 395829 | S | \$77.00 | 01/29/10 | 27022 | 0 | COOK, DAN | OUTSTANDING |
| 395830 | S | \$63.07 | 01/29/10 | 00016 | 1837 | DEAVEN, RON | OUTSTANDING |
| 395831 | S | \$300.00 | 01/29/10 | 20524 | 0 | DEWALD, RINA C. | OUTSTANDING |
| 395832 | S | \$352.00 | 01/29/10 | 00930 | 1 | DVS RENEWAL | OUTSTANDING |
| 395833 | S | \$164.16 | 01/29/10 | 24275 | 0 | FAGERNNESS, JOYCE | OUTSTANDING |
| 395834 | S | \$197.00 | 01/29/10 | 06401 | 0 | FEDERAL NEWS SERVICES, INC. | OUTSTANDING |
| 395835 | S | \$107.00 | 01/29/10 | 20644 | 0 | FREY, DAVE | OUTSTANDING |
| 395836 | S | \$19.95 | 01/29/10 | 01917 | 0 | FRIENDSHIP HOUSE | OUTSTANDING |
| 395837 | S | \$299.00 | 01/29/10 | 27011 | 0 | GLAZIER CLINICS | OUTSTANDING |
| 395838 | S | \$74.00 | 01/29/10 | 03350 | 0 | GRANDELIS, DAVE | OUTSTANDING |
| 395839 | S | \$126.00 | 01/29/10 | 03847 | 1 | GREAT CLIPS IMAX THEATRE | OUTSTANDING |
| 395840 | S | \$148.00 | 01/29/10 | 27019 | 0 | GUY, MARK | OUTSTANDING |
| 395841 | S | \$958.50 | 01/29/10 | 03539 | 1 | H & A ADMINISTRATORS | OUTSTANDING |
| 395842 | S | \$240.00 | 01/29/10 | 26803 | 0 | HASSAN, RAHMA | OUTSTANDING |
| 395843 | S | \$25.00 | 01/29/10 | 24154 | 0 | HEALTH COUNSELING SERVICES | OUTSTANDING |

| CHECK # | TYPE | CHECK AMT | CHECK DATE | VENDOR # | ADDRS # | VENDOR NAME | CHECK STATUS |
|---------|------|------------|------------|----------|---------|--|--------------|
| 395844 | S | \$96.00 | 01/29/10 | 26968 | 0 | HERBY, DONOVAN | OUTSTANDING |
| 395845 | S | \$110.00 | 01/29/10 | 00000 | 3757 | HOLM, JACQUELYN | OUTSTANDING |
| 395846 | S | \$242.42 | 01/29/10 | 26918 | 0 | IMB DISTRIBUTION | OUTSTANDING |
| 395847 | S | \$50.00 | 01/29/10 | 02429 | 0 | JACOBS-MICHKA, ELIZABETH | OUTSTANDING |
| 395848 | S | \$106.00 | 01/29/10 | 24067 | 0 | JOHNSON, DENNIS | OUTSTANDING |
| 395849 | S | \$77.00 | 01/29/10 | 26418 | 0 | JUNCKER, MATT | OUTSTANDING |
| 395850 | S | \$77.00 | 01/29/10 | 26494 | 0 | JUSTICE, JOE | OUTSTANDING |
| 395851 | S | \$107.00 | 01/29/10 | 27024 | 0 | KELLY, BAIRD | OUTSTANDING |
| 395852 | S | \$55.00 | 01/29/10 | 27020 | 0 | KRONEBUSCH, SCOTT | OUTSTANDING |
| 395853 | S | \$74.00 | 01/29/10 | 09497 | 0 | LANCETTE, TONY | OUTSTANDING |
| 395854 | S | \$93.00 | 01/29/10 | 27025 | 0 | LEFEBVRE, NATE | OUTSTANDING |
| 395855 | S | \$165.00 | 01/29/10 | 27029 | 0 | MALLERY, TYLER | OUTSTANDING |
| 395856 | S | \$105.00 | 01/29/10 | 25868 | 0 | METZ, REBECCA | OUTSTANDING |
| 395857 | S | \$55.00 | 01/29/10 | 27026 | 0 | MILLER, MIKE | OUTSTANDING |
| 395858 | S | \$15.00 | 01/29/10 | 05320 | 7 | MN ASSOCIATION OF SENIOR SERVICES (MASS) | OUTSTANDING |
| 395859 | S | \$452.00 | 01/29/10 | 08543 | 9 | MN DEPT OF HEALTH | OUTSTANDING |
| 395860 | S | \$25.00 | 01/29/10 | 04656 | 2 | MSNA | OUTSTANDING |
| 395861 | S | \$2955.60 | 01/29/10 | 27017 | 0 | MUCHLINSKI, THOMAS | OUTSTANDING |
| 395862 | S | \$72.00 | 01/29/10 | 22324 | 0 | MULTILINGUAL WORD, INC. | OUTSTANDING |
| 395863 | S | \$103.00 | 01/29/10 | 27028 | 0 | OBERG, JOSEPH | OUTSTANDING |
| 395864 | S | \$162.50 | 01/29/10 | 25300 | 1 | ORANGE TREE EMPLOYMENT SCREENING | OUTSTANDING |
| 395865 | S | \$75.00 | 01/29/10 | 00016 | 1838 | PANTLIN, TERI | OUTSTANDING |
| 395866 | S | \$123.90 | 01/29/10 | 26529 | 0 | PLAIN, SUSAN | OUTSTANDING |
| 395867 | S | \$98.28 | 01/29/10 | 24694 | 0 | PREFERRED LEGAL SERVICES, INC. | OUTSTANDING |
| 395868 | S | \$75.00 | 01/29/10 | 01390 | 4 | PREP CENTER | OUTSTANDING |
| 395869 | S | \$129.00 | 01/29/10 | 24300 | 0 | PRIESTER, JOHN | OUTSTANDING |
| 395870 | S | \$220.00 | 01/29/10 | 06365 | 0 | PROFESSIONAL DEVELOPMENT PROGRAMS | OUTSTANDING |
| 395871 | S | \$40.00 | 01/29/10 | 08521 | 0 | RATWIK, ROSZAK & MALONEY, P.A. | OUTSTANDING |
| 395872 | S | \$112.49 | 01/29/10 | 25562 | 0 | SACHS, ALICE | OUTSTANDING |
| 395873 | S | \$70.00 | 01/29/10 | 02682 | 0 | SCHAFFER, KEVIN | OUTSTANDING |
| 395874 | S | \$95.84 | 01/29/10 | 03532 | 2 | SCHMITT MUSIC | OUTSTANDING |
| 395875 | S | \$4272.07 | 01/29/10 | 27010 | 0 | SCHOOLDUDE.COM, INC. | OUTSTANDING |
| 395876 | S | \$104.00 | 01/29/10 | 05140 | 0 | SMREKAR, RON | OUTSTANDING |
| 395877 | S | \$77.00 | 01/29/10 | 27027 | 0 | SONNENBURG, GARY | OUTSTANDING |
| 395878 | S | \$505.00 | 01/29/10 | 01209 | 0 | STAGES THEATRE COMPANY | OUTSTANDING |
| 395879 | S | \$100.48 | 01/29/10 | 24311 | 0 | SUNDHEIMER, DONNA | OUTSTANDING |
| 395880 | S | \$53.00 | 01/29/10 | 05377 | 0 | SVOR, BRENT | OUTSTANDING |
| 395881 | S | \$1402.00 | 01/29/10 | 27015 | 0 | TANNER, JAMES F. | OUTSTANDING |
| 395882 | S | \$438.00 | 01/29/10 | 01637 | 0 | THREE RIVERS PARK DISTRICT | OUTSTANDING |
| 395883 | S | \$1270.90 | 01/29/10 | 08203 | 0 | TIES | OUTSTANDING |
| 395884 | S | \$60.00 | 01/29/10 | 24968 | 0 | TRANG, KRISTINE | OUTSTANDING |
| 395885 | S | \$129.00 | 01/29/10 | 26986 | 0 | TRUMBLE, MIKE | OUTSTANDING |
| 395886 | S | \$27.00 | 01/29/10 | 04172 | 0 | UNITED PARCEL SERVICE | OUTSTANDING |
| 395887 | S | \$74.00 | 01/29/10 | 06687 | 0 | VAN GUILDER, JOE | OUTSTANDING |
| 395888 | S | \$362.25 | 01/29/10 | 24743 | 0 | WALBRAN, SHARON | OUTSTANDING |
| 395889 | S | \$50.00 | 01/29/10 | 26955 | 0 | WALCZAK, CHAD | OUTSTANDING |
| 395890 | S | \$53.00 | 01/29/10 | 21589 | 0 | WASHINGER, JEFF | OUTSTANDING |
| 395891 | S | \$61.00 | 01/29/10 | 26603 | 0 | WATTS, SEAN | OUTSTANDING |
| 395892 | S | \$48063.54 | 01/29/10 | 23715 | 0 | WELLS FARGO BANK - REMITTANCE CENTER | OUTSTANDING |
| 395893 | S | \$170.51 | 01/29/10 | 20422 | 0 | WENDORF, VERN | OUTSTANDING |
| 395894 | S | \$655.00 | 01/29/10 | 26641 | 0 | WILDWOOD CUSTOM PRODUCTS, INC. | OUTSTANDING |
| 395895 | S | \$70.00 | 01/29/10 | 01021 | 0 | WOLVIN, STEVE | OUTSTANDING |

| CHECK # | TYPE | CHECK AMT | CHECK DATE | VENDOR # | ADDRS # | VENDOR NAME | CHECK STATUS |
|---------|------|------------|------------|----------|---------|---|--------------|
| 395896 | S | \$70.00 | 01/29/10 | 24171 | 0 | YORKOVICH, BRAD | OUTSTANDING |
| 395914 | S | \$81.20 | 02/03/10 | 00017 | 0 | AIM ELECTRONICS, INC. | OUTSTANDING |
| 395915 | S | \$1602.00 | 02/03/10 | 26795 | 1 | ALLIED PROFESSIONALS, INC. | OUTSTANDING |
| 395916 | S | \$1695.00 | 02/03/10 | 00216 | 1 | ALPHA VIDEO & AUDIO, INC. | OUTSTANDING |
| 395917 | S | \$750.00 | 02/03/10 | 27001 | 0 | APEX SPORTS SOFTWARE | OUTSTANDING |
| 395918 | S | \$100.00 | 02/03/10 | 00045 | 0 | ASBO INTERNATIONAL | OUTSTANDING |
| 395919 | S | \$670.95 | 02/03/10 | 04895 | 0 | ASSOCIATION OF CLERICAL EMPLOYEES | OUTSTANDING |
| 395920 | S | \$89.50 | 02/03/10 | 03931 | 0 | BERRY COFFEE COMPANY | OUTSTANDING |
| 395921 | S | \$2370.00 | 02/03/10 | 09991 | 0 | BURNSVILLE ASSOCIATION OF EDUCATIONAL ASSTS | OUTSTANDING |
| 395922 | S | \$30.09 | 02/03/10 | 25936 | 0 | CLEVELAND, GEOFF | OUTSTANDING |
| 395923 | S | \$165.00 | 02/03/10 | 25064 | 0 | COMO LAW FIRM P.A. | OUTSTANDING |
| 395924 | S | \$180.00 | 02/03/10 | 25919 | 0 | CORDOVA-MORALES, LETICIA | OUTSTANDING |
| 395925 | S | \$357.00 | 02/03/10 | 26702 | 0 | DELTA MANAGEMENT ASSOCIATES, INC. | OUTSTANDING |
| 395926 | S | \$300.00 | 02/03/10 | 20524 | 0 | DEWALD, RINA C. | OUTSTANDING |
| 395927 | S | \$108.58 | 02/03/10 | 00000 | 8520 | DORRY, BARB | OUTSTANDING |
| 395928 | S | \$676.65 | 02/03/10 | 07390 | 0 | GREATER TWIN CITIES UNITED WAY | OUTSTANDING |
| 395929 | S | \$9.00 | 02/03/10 | 00575 | 0 | GROTH MUSIC COMPANY | OUTSTANDING |
| 395930 | S | \$88.00 | 02/03/10 | 20324 | 1 | GURSTEL, STALOCH & CHARGO PA | OUTSTANDING |
| 395931 | S | \$120.00 | 02/03/10 | 26803 | 0 | HASSAN, RAHMA | OUTSTANDING |
| 395932 | S | \$36.92 | 02/03/10 | 26918 | 0 | IMB DISTRIBUTION | OUTSTANDING |
| 395933 | S | \$51.00 | 02/03/10 | 24067 | 0 | JOHNSON, DENNIS | OUTSTANDING |
| 395934 | S | \$52.00 | 02/03/10 | 00000 | 329 | KAMARA, SAVANNA | OUTSTANDING |
| 395935 | S | \$40.12 | 02/03/10 | 26406 | 0 | KLATTE, JERRY | OUTSTANDING |
| 395936 | S | \$62.00 | 02/03/10 | 00000 | 328 | KNAPP, CHRISTINE | OUTSTANDING |
| 395937 | S | \$148.00 | 02/03/10 | 00000 | 9620 | KOOPMAN, CINDY | OUTSTANDING |
| 395938 | S | \$104.00 | 02/03/10 | 03225 | 0 | KORTE, STEVE | OUTSTANDING |
| 395939 | S | \$47.40 | 02/03/10 | 00000 | 6522 | KOWALSKY, VICKI | OUTSTANDING |
| 395940 | S | \$16077.60 | 02/03/10 | 02102 | 0 | KRAUS-ANDERSON INS. AGENCY, INC. | OUTSTANDING |
| 395941 | S | \$80.00 | 02/03/10 | 00000 | 327 | LIGHTNER, RYAN | OUTSTANDING |
| 395942 | S | \$60.00 | 02/03/10 | 02491 | 0 | MIDWEST BAND INSTRUMENT SERV. | OUTSTANDING |
| 395943 | S | \$260.00 | 02/03/10 | 03870 | 0 | MN LANDSCAPE ARBORETUM | OUTSTANDING |
| 395944 | S | \$208.00 | 02/03/10 | 08769 | 0 | MN NCPERS GROUP LIFE INS. | OUTSTANDING |
| 395945 | S | \$63.00 | 02/03/10 | 00000 | 326 | NEPPL, PATRICIA | OUTSTANDING |
| 395946 | S | \$1477.58 | 02/03/10 | 26727 | 0 | NORGON, LORETTA A. | OUTSTANDING |
| 395947 | S | \$36.28 | 02/03/10 | 00001 | 1057 | ODAME, DORIS | OUTSTANDING |
| 395948 | S | \$59.00 | 02/03/10 | 00000 | 8730 | PALM, JOANN | OUTSTANDING |
| 395949 | S | \$62.00 | 02/03/10 | 00000 | 330 | PEREZ, JESSICA | OUTSTANDING |
| 395950 | S | \$43815.40 | 02/03/10 | 20099 | 0 | RELIASTAR LIFE INSURANCE COMPANY | OUTSTANDING |
| 395951 | S | \$237.60 | 02/03/10 | 27014 | 0 | SCHWEER, JESSICA | OUTSTANDING |
| 395952 | S | \$8066.58 | 02/03/10 | 07382 | 0 | SCHOOL SERVICES EMPLOYEES LOCAL 284 | OUTSTANDING |
| 395953 | S | \$15.00 | 02/03/10 | 25227 | 0 | SHAW, STACY | OUTSTANDING |
| 395954 | S | \$25.00 | 02/03/10 | 00000 | 9362 | SKOVRRAN, DONNA | OUTSTANDING |
| 395955 | S | \$456.00 | 02/03/10 | 25672 | 0 | SPECIAL DELIVERY OF MINNESOTA, INC | OUTSTANDING |
| 395956 | S | \$13.84 | 02/03/10 | 03640 | 1 | STAPLES ADVANTAGE | OUTSTANDING |
| 395957 | S | \$239.00 | 02/03/10 | 26893 | 0 | STEWART, ZLIMEN & JUNGERS, LTD. | OUTSTANDING |
| 395958 | S | \$52.00 | 02/03/10 | 00000 | 9684 | THOMSON, SARAH | OUTSTANDING |
| 395959 | S | \$67.50 | 02/03/10 | 24968 | 0 | TRANG, KRISTINE | OUTSTANDING |
| 395960 | S | \$94.52 | 02/03/10 | 23463 | 7 | UNITED STATES TREASURY | OUTSTANDING |
| 395961 | S | \$41.00 | 02/03/10 | 02813 | 1 | US DEPARTMENT OF EDUCATION | OUTSTANDING |
| 395962 | S | \$229.27 | 02/03/10 | 04417 | 1 | US FOODSERVICE | OUTSTANDING |
| 395963 | S | \$53.00 | 02/03/10 | 21589 | 0 | WASHINGER, JEFF | OUTSTANDING |
| 395964 | S | \$282.00 | 02/03/10 | 26767 | 0 | WI SCTF | OUTSTANDING |

| CHECK # | TYPE | CHECK AMT | CHECK DATE | VENDOR # | ADDRS # | VENDOR NAME | CHECK STATUS |
|---------|------|-------------|------------|----------|---------|--|--------------|
| 395976 | W | \$845304.55 | 03/31/07 | 02315 | 0 | INTERNAL REVENUE SERVICE | OUTSTANDING |
| 395977 | W | \$142191.10 | 03/31/07 | 00619 | 0 | COMMISSIONER OF REVENUE | OUTSTANDING |
| 396075 | S | \$86.00 | 02/05/10 | 00009 | 1 | APPLE VALLEY SPEECH BOOSTERS | OUTSTANDING |
| 396076 | S | \$726.00 | 02/05/10 | 00515 | 1 | BHS CHEER BOOSTERS | OUTSTANDING |
| 396077 | S | \$51.00 | 02/05/10 | 25444 | 0 | BJORKSTRAND, DAVID | OUTSTANDING |
| 396078 | S | \$129.00 | 02/05/10 | 25956 | 0 | BOERBOON, JAKE | OUTSTANDING |
| 396079 | S | \$156.77 | 02/05/10 | 08443 | 0 | BREEZY POINT RESORT | OUTSTANDING |
| 396080 | S | \$60.00 | 02/05/10 | 26614 | 0 | CAPITAL PHOTOGRAPHY, LLC. | OUTSTANDING |
| 396081 | S | \$585.00 | 02/05/10 | 26957 | 0 | CARLSON, BONNIE | OUTSTANDING |
| 396082 | S | \$60.18 | 02/05/10 | 26772 | 0 | CARLSON, CAROL | OUTSTANDING |
| 396083 | S | \$50.00 | 02/05/10 | 25670 | 0 | CARLSON, WAYNE | OUTSTANDING |
| 396084 | S | \$900.00 | 02/05/10 | 27046 | 0 | CAROL F. SIEGEL, Ph.D., INC. | OUTSTANDING |
| 396085 | S | \$100.00 | 02/05/10 | 07014 | 0 | CHASKA HIGH SCHOOL | OUTSTANDING |
| 396086 | S | \$60.18 | 02/05/10 | 25936 | 0 | CLEVELAND, GEOFF | OUTSTANDING |
| 396087 | S | \$48.00 | 02/05/10 | 27036 | 0 | CLIFFORD, CONNOR | OUTSTANDING |
| 396088 | S | \$94.20 | 02/05/10 | 24127 | 1 | CMS COMMUNICATIONS, INC. | OUTSTANDING |
| 396089 | S | \$7130.90 | 02/05/10 | 05296 | 0 | COMMUNITY ACTION COUNCIL, INC. | OUTSTANDING |
| 396090 | S | \$27085.50 | 02/05/10 | 05296 | 0 | COMMUNITY ACTION COUNCIL, INC. | OUTSTANDING |
| 396091 | S | \$77.00 | 02/05/10 | 27039 | 0 | COOK, ANDREW | OUTSTANDING |
| 396092 | S | \$203.51 | 02/05/10 | 24217 | 1 | DAKOTA COUNTY TREASURER AUDITOR | OUTSTANDING |
| 396093 | S | \$8183.38 | 02/05/10 | 24183 | 0 | DAKOTA TRANSPORT, INC. | OUTSTANDING |
| 396094 | S | \$96.25 | 02/05/10 | 23363 | 0 | DIRTY DOG PRODUCTIONS, LLC | OUTSTANDING |
| 396095 | S | \$77.76 | 02/05/10 | 22323 | 0 | DOCUMENT DESTRUCTION SERVICE LTD, INC. | OUTSTANDING |
| 396096 | S | \$614.95 | 02/05/10 | 00016 | 1182 | DOVE, STEVE | OUTSTANDING |
| 396097 | S | \$294.61 | 02/05/10 | 08846 | 1 | ECOLAB EQUIPMENT CARE | OUTSTANDING |
| 396098 | S | \$70.00 | 02/05/10 | 00016 | 1780 | FOUNDATION 191 | OUTSTANDING |
| 396099 | S | \$5871.75 | 02/05/10 | 01475 | 0 | FRIEDGES LANDSCAPING, INC. | OUTSTANDING |
| 396100 | S | \$93.00 | 02/05/10 | 05106 | 0 | FROST, ROD | OUTSTANDING |
| 396101 | S | \$140.42 | 02/05/10 | 25456 | 0 | GARVIS, JAYNE | OUTSTANDING |
| 396102 | S | \$74.00 | 02/05/10 | 03350 | 0 | GRANDELIS, DAVE | OUTSTANDING |
| 396103 | S | \$70.00 | 02/05/10 | 27038 | 0 | GRAY, ERIC | OUTSTANDING |
| 396104 | S | \$53.00 | 02/05/10 | 22869 | 0 | GRIDER, DAN | OUTSTANDING |
| 396105 | S | \$74.00 | 02/05/10 | 24154 | 0 | HEALTH COUNSELING SERVICES | OUTSTANDING |
| 396106 | S | \$129.00 | 02/05/10 | 23542 | 0 | HENDRICKSON, JEREMY | OUTSTANDING |
| 396107 | S | \$129.00 | 02/05/10 | 25538 | 0 | HYMES, DAVID | OUTSTANDING |
| 396108 | S | \$275.91 | 02/05/10 | 26918 | 0 | IMB DISTRIBUTION | OUTSTANDING |
| 396109 | S | \$490.00 | 02/05/10 | 27040 | 0 | INDEPENDENT SCHOOL DISTRICT 915 | OUTSTANDING |
| 396110 | S | \$244.40 | 02/05/10 | 02483 | 0 | INTEGRA TELECOM | OUTSTANDING |
| 396111 | S | \$75.00 | 02/05/10 | 09327 | 5 | INTERMEDIATE DISTRICT 917 | OUTSTANDING |
| 396112 | S | \$7365.15 | 02/05/10 | 01390 | 0 | INTERMEDIATE SCHOOL DISTRICT 287 | OUTSTANDING |
| 396113 | S | \$29679.60 | 02/05/10 | 09327 | 0 | INTERMEDIATE SCHOOL DISTRICT 917 | OUTSTANDING |
| 396114 | S | \$2500.00 | 02/05/10 | 03397 | 0 | JAMES SEWELL BALLET | OUTSTANDING |
| 396115 | S | \$300.00 | 02/05/10 | 27041 | 0 | JELLEN, BETH | OUTSTANDING |
| 396116 | S | \$155.00 | 02/05/10 | 24067 | 0 | JOHNSON, DENNIS | OUTSTANDING |
| 396117 | S | \$50.00 | 02/05/10 | 00000 | 6522 | KOWALSKY, VICKI | OUTSTANDING |
| 396118 | S | \$60.00 | 02/05/10 | 22010 | 0 | KREMER, SEVERA E. | OUTSTANDING |
| 396119 | S | \$90.00 | 02/05/10 | 02673 | 10 | LAKEVILLE SOUTH | OUTSTANDING |
| 396120 | S | \$77.00 | 02/05/10 | 27037 | 0 | LARKIN, RICK | OUTSTANDING |
| 396121 | S | \$236.00 | 02/05/10 | 26493 | 0 | LIKES, TIMOTHY | OUTSTANDING |
| 396122 | S | \$455.43 | 02/05/10 | 26671 | 0 | LS PIZZA SHACK | OUTSTANDING |
| 396123 | S | \$70.00 | 02/05/10 | 27033 | 0 | MAGOBA, BRENDA | OUTSTANDING |
| 396124 | S | \$645.00 | 02/05/10 | 02634 | 5 | MASBO | OUTSTANDING |

30

| CHECK # | TYPE | CHECK AMT | CHECK DATE | VENDOR # | ADDRS # | VENDOR NAME | CHECK STATUS |
|---------|------|------------|------------|----------|---------|--|--------------|
| 396125 | S | \$444.00 | 02/05/10 | 08112 | 0 | MEDICINE LAKE TOURS | OUTSTANDING |
| 396126 | S | \$1374.84 | 02/05/10 | 08321 | 0 | METRO SOUND & LIGHTING | OUTSTANDING |
| 396127 | S | \$55.00 | 02/05/10 | 05320 | 8 | MN ASSOCIATION OF SENIOR SERVICES (MASS) | OUTSTANDING |
| 396128 | S | \$108.70 | 02/05/10 | 02526 | 0 | MN CLAY USA | OUTSTANDING |
| 396129 | S | \$10842.60 | 02/05/10 | 07448 | 0 | MN VALLEY ELECTRIC COOPERATIVE | OUTSTANDING |
| 396130 | S | \$133.25 | 02/05/10 | 27045 | 0 | NASH, CHERYL | OUTSTANDING |
| 396131 | S | \$153.00 | 02/05/10 | 24915 | 0 | NELSON, BRUCE | OUTSTANDING |
| 396132 | S | \$60.00 | 02/05/10 | 26396 | 0 | OSMAN, NIMO | OUTSTANDING |
| 396133 | S | \$77.00 | 02/05/10 | 26967 | 0 | PETERSON, DONALD | OUTSTANDING |
| 396134 | S | \$681.32 | 02/05/10 | 27047 | 0 | PING, INC. | OUTSTANDING |
| 396135 | S | \$129.00 | 02/05/10 | 20649 | 0 | PIRAM, GARY | OUTSTANDING |
| 396136 | S | \$122.50 | 02/05/10 | 26529 | 0 | PLAIN, SUSAN | OUTSTANDING |
| 396137 | S | \$936.00 | 02/05/10 | 21752 | 0 | PRIVATE ADVANTAGE | OUTSTANDING |
| 396138 | S | \$129.00 | 02/05/10 | 01873 | 0 | ROBINS, RICH | OUTSTANDING |
| 396139 | S | \$70.00 | 02/05/10 | 22268 | 0 | ROCK, PATRICK | OUTSTANDING |
| 396140 | S | \$4269.33 | 02/05/10 | 09588 | 0 | SAVAGE, CITY OF | OUTSTANDING |
| 396141 | S | \$70.00 | 02/05/10 | 04844 | 0 | SCHMIT, JEFF | OUTSTANDING |
| 396142 | S | \$950.00 | 02/05/10 | 03609 | 0 | SCIENCE MUSEUM OF MINN. | OUTSTANDING |
| 396143 | S | \$77.00 | 02/05/10 | 09879 | 0 | SNYDER, JEROME | OUTSTANDING |
| 396144 | S | \$77.00 | 02/05/10 | 26102 | 0 | SORENSEN, MATTHEW | OUTSTANDING |
| 396145 | S | \$256.50 | 02/05/10 | 03413 | 0 | SOUTH METRO SPORTS | OUTSTANDING |
| 396146 | S | \$524.00 | 02/05/10 | 03413 | 0 | SOUTH METRO SPORTS | OUTSTANDING |
| 396147 | S | \$77.00 | 02/05/10 | 27034 | 0 | SPRINGSTED, JON | OUTSTANDING |
| 396148 | S | \$398.00 | 02/05/10 | 03549 | 0 | STAFF DEVELOPMENT RESOURCES, INC | OUTSTANDING |
| 396149 | S | \$1050.00 | 02/05/10 | 25980 | 0 | STANLEY, STACIE | OUTSTANDING |
| 396150 | S | \$13.84 | 02/05/10 | 03640 | 1 | STAPLES ADVANTAGE | OUTSTANDING |
| 396151 | S | \$81.70 | 02/05/10 | 01599 | 1 | STAR TRIBUNE MEDIA COMPANY LLC | OUTSTANDING |
| 396152 | S | \$70.00 | 02/05/10 | 25013 | 0 | STARR, DWAYNE | OUTSTANDING |
| 396153 | S | \$1800.00 | 02/05/10 | 21870 | 0 | STEVENS, CYNTHIA | OUTSTANDING |
| 396154 | S | \$17.00 | 02/05/10 | 05377 | 0 | SVOR, BRENT | OUTSTANDING |
| 396155 | S | \$8710.00 | 02/05/10 | 21008 | 0 | T.L.C. SPECIAL TRANSPORTATION, INC. | OUTSTANDING |
| 396156 | | | 02/05/10 | 21008 | 0 | UNISSUED | UNISSUED |
| 396157 | S | \$129.00 | 02/05/10 | 25924 | 0 | TARTAGLIA, MARTIN | OUTSTANDING |
| 396158 | S | \$39.52 | 02/05/10 | 04172 | 0 | UNITED PARCEL SERVICE | OUTSTANDING |
| 396159 | S | \$312.17 | 02/05/10 | 03345 | 1 | VALLEY NATIONAL GASES | OUTSTANDING |
| 396160 | S | \$225.00 | 02/05/10 | 04354 | 0 | VERTICAL ENDEAVORS, INC | OUTSTANDING |
| 396161 | S | \$70.00 | 02/05/10 | 27035 | 0 | WAKASUGI, DALE | OUTSTANDING |
| 396162 | S | \$9155.57 | 02/05/10 | 20007 | 0 | WASTE MANAGEMENT | OUTSTANDING |
| 396163 | S | \$260.78 | 02/05/10 | 20422 | 0 | WENDORF, VERN | OUTSTANDING |
| 396164 | S | \$60.00 | 02/05/10 | 25837 | 0 | WILLIAMS, REBECCA | OUTSTANDING |
| 396165 | S | \$22555.50 | 02/05/10 | 04451 | 7 | XEROX CORPORATION | OUTSTANDING |
| 396166 | | | 02/05/10 | 04451 | 0 | UNISSUED | UNISSUED |
| 396167 | | | 02/05/10 | 04451 | 0 | UNISSUED | UNISSUED |
| 396168 | S | \$54.96 | 02/12/10 | 05588 | 0 | ACE HARDWARE & PAINT | OUTSTANDING |
| 396169 | S | \$2104.00 | 02/12/10 | 00249 | 1 | APPLE COMPUTER INC. | OUTSTANDING |
| 396170 | S | \$496.34 | 02/12/10 | 03178 | 1 | AQUA LOGIC, INC. | OUTSTANDING |
| 396171 | S | \$70.53 | 02/12/10 | 26755 | 0 | ARAMARK UNIFORM SERVICES | OUTSTANDING |
| 396172 | | | 02/12/10 | 26755 | 0 | UNISSUED | UNISSUED |
| 396173 | S | \$362.68 | 02/12/10 | 00386 | 1 | BARNES & NOBLE INC | OUTSTANDING |
| 396174 | S | \$242.95 | 02/12/10 | 03931 | 0 | BERRY COFFEE COMPANY | OUTSTANDING |
| 396175 | S | \$166.76 | 02/12/10 | 00278 | 0 | BEST PRICED PRODUCTS | OUTSTANDING |
| 396176 | S | \$47.90 | 02/12/10 | 21653 | 0 | BEYOND PLAY, LLC | OUTSTANDING |

| CHECK # | TYPE | CHECK AMT | CHECK DATE | VENDOR # | ADDRS # | VENDOR NAME | CHECK STATUS |
|---------|------|-------------|------------|----------|---------|-------------------------------------|--------------|
| 396177 | S | \$3588.30 | 02/12/10 | 00477 | 0 | BIX PRODUCE COMPANY | OUTSTANDING |
| 396178 | | | 02/12/10 | 00477 | 0 | UNISSUED | UNISSUED |
| 396179 | | | 02/12/10 | 00477 | 0 | UNISSUED | UNISSUED |
| 396180 | | | 02/12/10 | 00477 | 0 | UNISSUED | UNISSUED |
| 396181 | S | \$595.00 | 02/12/10 | 27006 | 0 | BRAINPOP | OUTSTANDING |
| 396182 | S | \$495.33 | 02/12/10 | 09234 | 1 | BRIGHTPOINT LITERACY | OUTSTANDING |
| 396183 | S | \$5207.50 | 02/12/10 | 00397 | 1 | BRO-TEX, INC. | OUTSTANDING |
| 396184 | S | \$72.92 | 02/12/10 | 00738 | 0 | CALLOWAY HOUSE, INC. | OUTSTANDING |
| 396185 | S | \$45.22 | 02/12/10 | 25513 | 1 | CHURCH OFFSET PRINTING, INC. | OUTSTANDING |
| 396186 | S | \$78.82 | 02/12/10 | 00934 | 0 | CITY CREEK PRESS, INC. | OUTSTANDING |
| 396187 | S | \$723.00 | 02/12/10 | 25034 | 0 | COASTAL ENTERPRISES | OUTSTANDING |
| 396188 | S | \$2111.50 | 02/12/10 | 03866 | 0 | CONTINENTAL CLAY COMPANY | OUTSTANDING |
| 396189 | S | \$7771.01 | 02/12/10 | 00502 | 0 | CORNERSTONE COPY CENTER | OUTSTANDING |
| 396190 | S | \$290.40 | 02/12/10 | 24563 | 1 | CRYSTAL BROOK DIRECT | OUTSTANDING |
| 396191 | S | \$832.00 | 02/12/10 | 22013 | 0 | CUSTOM WATER WORKS | OUTSTANDING |
| 396192 | S | \$5961.98 | 02/12/10 | 00279 | 0 | D.S.D., INC. | OUTSTANDING |
| 396193 | | | 02/12/10 | 00279 | 0 | UNISSUED | UNISSUED |
| 396194 | S | \$1374.70 | 02/12/10 | 00389 | 0 | DAVANNIS PIZZA | OUTSTANDING |
| 396195 | S | \$56.85 | 02/12/10 | 21368 | 1 | DEEP ROCK WATER COMPANY | OUTSTANDING |
| 396196 | S | \$390.00 | 02/12/10 | 09859 | 1 | DISCOUNT SCHOOL SUPPLY | OUTSTANDING |
| 396197 | S | \$434.04 | 02/12/10 | 00605 | 0 | DOYLE SECURITY PRODUCTS | OUTSTANDING |
| 396198 | S | \$100.00 | 02/12/10 | 01002 | 0 | EAGAN, CITY OF | OUTSTANDING |
| 396199 | S | \$1592.10 | 02/12/10 | 08846 | 2 | ECOLAB | OUTSTANDING |
| 396200 | S | \$18.00 | 02/12/10 | 01062 | 1 | EDUCATORS PUBLISHING SERVICE | OUTSTANDING |
| 396201 | S | \$1742.28 | 02/12/10 | 01078 | 0 | ELECTRO WATCHMAN, INC. | OUTSTANDING |
| 396202 | S | \$14.00 | 02/12/10 | 06038 | 0 | ELLISON EDUCATIONAL EQUIPMENT, INC. | OUTSTANDING |
| 396203 | S | \$791.10 | 02/12/10 | 23054 | 1 | FASTENAL | OUTSTANDING |
| 396204 | S | \$11788.98 | 02/12/10 | 08698 | 1 | FERGUSON ENTERPRISES # 1657 | OUTSTANDING |
| 396205 | | | 02/12/10 | 08698 | 0 | UNISSUED | UNISSUED |
| 396206 | | | 02/12/10 | 08698 | 0 | UNISSUED | UNISSUED |
| 396207 | S | \$442140.75 | 02/12/10 | 03328 | 0 | FIRST STUDENT, INC. | OUTSTANDING |
| 396208 | S | \$56.96 | 02/12/10 | 01231 | 0 | FLINN SCIENTIFIC, INC. | OUTSTANDING |
| 396209 | S | \$29.89 | 02/12/10 | 04145 | 0 | FREE SPIRIT PUBLISHING, INC. | OUTSTANDING |
| 396210 | S | \$143.92 | 02/12/10 | 02086 | 0 | GLEWWE DOORS, INC. | OUTSTANDING |
| 396211 | S | \$3444.94 | 02/12/10 | 04387 | 1 | GRAINGER | OUTSTANDING |
| 396212 | | | 02/12/10 | 04387 | 0 | UNISSUED | UNISSUED |
| 396213 | S | \$543.88 | 02/12/10 | 01478 | 1 | GRAYBAR ELECTRIC COMPANY, INC. | OUTSTANDING |
| 396214 | S | \$125.00 | 02/12/10 | 01641 | 0 | H&B SPECIALIZED PRODUCTS, INC. | OUTSTANDING |
| 396215 | S | \$555.70 | 02/12/10 | 01741 | 2 | HARMON FULL SERVICE GROUP | OUTSTANDING |
| 396216 | S | \$527.00 | 02/12/10 | 21184 | 1 | HEWLETT-PACKARD COMPANY | OUTSTANDING |
| 396217 | S | \$988.13 | 02/12/10 | 09046 | 0 | HI TECH REFRIGERATION | OUTSTANDING |
| 396218 | S | \$310.52 | 02/12/10 | 01729 | 4 | HIGHSMITH | OUTSTANDING |
| 396219 | S | \$10442.72 | 02/12/10 | 09318 | 1 | HILLYARD INC - MINNEAPOLIS | OUTSTANDING |
| 396220 | | | 02/12/10 | 09318 | 0 | UNISSUED | UNISSUED |
| 396221 | S | \$25.00 | 02/12/10 | 24956 | 1 | HIRERIGHT SOLUTIONS, INC. | OUTSTANDING |
| 396222 | S | \$27.30 | 02/12/10 | 01622 | 0 | HOBART SERVICE | OUTSTANDING |
| 396223 | S | \$281.76 | 02/12/10 | 01758 | 0 | HOPE HEALTH/IHAC | OUTSTANDING |
| 396224 | S | \$1292.44 | 02/12/10 | 04818 | 0 | HORIZON COMMERCIAL POOL SUPPLY | OUTSTANDING |
| 396225 | S | \$196.00 | 02/12/10 | 03362 | 4 | HOUGHTON MIFFLIN COMPANY | OUTSTANDING |
| 396226 | S | \$570.00 | 02/12/10 | 25425 | 0 | INTA JUICE | OUTSTANDING |
| 396227 | S | \$13903.70 | 02/12/10 | 23546 | 0 | J.T.M. FOOD GROUP | OUTSTANDING |
| 396228 | S | \$2222.00 | 02/12/10 | 01576 | 0 | JAYTECH, INC. | OUTSTANDING |

| CHECK # | TYPE | CHECK AMT | CHECK DATE | VENDOR # | ADDRS # | VENDOR NAME | CHECK STATUS |
|---------|------|-----------|------------|----------|---------|-------------------------------------|--------------|
| 396229 | S | \$764.10 | 02/12/10 | 02058 | 1 | JOHN HENRY FOSTER MINNESOTA, INC. | OUTSTANDING |
| 396230 | S | \$82.43 | 02/12/10 | 07486 | 1 | JOHNSTONE SUPPLY | OUTSTANDING |
| 396231 | S | \$100.96 | 02/12/10 | 02174 | 1 | KAPLAN EARLY LEARNING CO. | OUTSTANDING |
| 396232 | S | \$2670.00 | 02/12/10 | 24803 | 0 | L&M BOILER SYSTEMS, INC. | OUTSTANDING |
| 396233 | S | \$56.77 | 02/12/10 | 02203 | 0 | LAKESHORE LEARNING MATERIALS | OUTSTANDING |
| 396234 | S | \$5610.82 | 02/12/10 | 02220 | 1 | LEGO EDUCATION | OUTSTANDING |
| 396235 | S | \$142.00 | 02/12/10 | 06419 | 1 | LENSCRAFTERS, INC. | OUTSTANDING |
| 396236 | S | \$309.40 | 02/12/10 | 07319 | 0 | LIGHTING PLASTICS OF MN, INC. | OUTSTANDING |
| 396237 | S | \$401.50 | 02/12/10 | 02320 | 0 | LINGUI SYSTEMS, INC. | OUTSTANDING |
| 396238 | S | \$1507.98 | 02/12/10 | 05077 | 0 | LOCKSAFE, INC. | OUTSTANDING |
| 396239 | S | \$1517.35 | 02/12/10 | 02196 | 0 | MACKIN BOOK COMPANY | OUTSTANDING |
| 396240 | S | \$58.46 | 02/12/10 | 27009 | 0 | MARI, INC. | OUTSTANDING |
| 396241 | S | \$1815.91 | 02/12/10 | 02395 | 0 | MENARDS | OUTSTANDING |
| 396242 | S | \$356.25 | 02/12/10 | 22385 | 0 | METRO TRANSIT | OUTSTANDING |
| 396243 | S | \$1600.00 | 02/12/10 | 02491 | 0 | MIDWEST BAND INSTRUMENT SERV. | OUTSTANDING |
| 396244 | S | \$54.84 | 02/12/10 | 02350 | 1 | MINDWARE | OUTSTANDING |
| 396245 | S | \$1154.49 | 02/12/10 | 08999 | 1 | MINNESOTA ELEVATOR INC | OUTSTANDING |
| 396246 | S | \$112.50 | 02/12/10 | 02526 | 0 | MN CLAY USA | OUTSTANDING |
| 396247 | S | \$3872.00 | 02/12/10 | 09177 | 0 | MN SAFETY COUNCIL, INC. | OUTSTANDING |
| 396248 | S | \$1076.32 | 02/12/10 | 02544 | 1 | MTI DISTRIBUTING CO. | OUTSTANDING |
| 396249 | S | \$866.00 | 02/12/10 | 03519 | 0 | NAPA, SAVAGE PARTS SERVICE | OUTSTANDING |
| 396250 | S | \$211.99 | 02/12/10 | 02704 | 0 | NASCO | OUTSTANDING |
| 396251 | S | \$126.00 | 02/12/10 | 03091 | 4 | NCS PEARSON INC | OUTSTANDING |
| 396252 | S | \$110.17 | 02/12/10 | 27008 | 0 | NEW POWER SUPPLY | OUTSTANDING |
| 396253 | S | \$160.00 | 02/12/10 | 26948 | 0 | NICE NEAT PLUMBING, LLC | OUTSTANDING |
| 396254 | S | \$1302.12 | 02/12/10 | 02489 | 1 | OFFICE DEPOT COMPANY | OUTSTANDING |
| 396255 | | | 02/12/10 | 02489 | 0 | UNISSUED | UNISSUED |
| 396256 | S | \$249.90 | 02/12/10 | 03123 | 0 | PAPCO | OUTSTANDING |
| 396257 | S | \$8124.25 | 02/12/10 | 25193 | 0 | PAPER 101 | OUTSTANDING |
| 396258 | S | \$671.30 | 02/12/10 | 00777 | 1 | PARALLEL TECHNOLOGIES, INC. | OUTSTANDING |
| 396259 | S | \$40.95 | 02/12/10 | 09295 | 0 | PCI EDUCATIONAL PUBLISHING | OUTSTANDING |
| 396260 | S | \$465.45 | 02/12/10 | 03219 | 1 | PEPSI-COLA COMPANY | OUTSTANDING |
| 396261 | S | \$454.00 | 02/12/10 | 06985 | 0 | PERIPOLE - BERGERAULT, INC. | OUTSTANDING |
| 396262 | S | \$7758.00 | 02/12/10 | 26108 | 0 | PJCOMN ACQUISITION CORPORATION | OUTSTANDING |
| 396263 | S | \$1798.00 | 02/12/10 | 26966 | 1 | PROJECTION GUYS, INC. | OUTSTANDING |
| 396264 | S | \$329.45 | 02/12/10 | 03101 | 0 | PUMP & METER SERVICE, INC. | OUTSTANDING |
| 396265 | S | \$404.00 | 02/12/10 | 21744 | 0 | QUALITY AIR MECHANICAL, INC. | OUTSTANDING |
| 396266 | S | \$1380.00 | 02/12/10 | 08799 | 0 | R.E. CARLSON | OUTSTANDING |
| 396267 | S | \$174.50 | 02/12/10 | 21851 | 0 | RED WING SHOE STORE | OUTSTANDING |
| 396268 | S | \$423.00 | 02/12/10 | 03339 | 1 | ROTO-ROOTER | OUTSTANDING |
| 396269 | S | \$30.09 | 02/12/10 | 03735 | 1 | SAX ARTS & CRAFTS | OUTSTANDING |
| 396270 | S | \$678.47 | 02/12/10 | 03808 | 1 | SCANTRON CORPORATION | OUTSTANDING |
| 396271 | S | \$175.57 | 02/12/10 | 03534 | 1 | SCHOLASTIC INC. | OUTSTANDING |
| 396272 | S | \$19.94 | 02/12/10 | 00003 | 2 | SCHOOL SPECIALTY | OUTSTANDING |
| 396273 | S | \$157.93 | 02/12/10 | 20688 | 2 | SCHOOL SPECIALTY | OUTSTANDING |
| 396274 | S | \$497.46 | 02/12/10 | 25097 | 1 | SCHOOL SPECIALTY INC | OUTSTANDING |
| 396275 | S | \$1344.00 | 02/12/10 | 00191 | 0 | SCHUMACHER WHOLESALE MEATS, INC. | OUTSTANDING |
| 396276 | S | \$55.24 | 02/12/10 | 03472 | 2 | SHIFFLER EQUIPMENT SALES INC | OUTSTANDING |
| 396277 | S | \$1082.00 | 02/12/10 | 02217 | 1 | SIEMENS BUILDING TECHNOLOGIES, INC. | OUTSTANDING |
| 396278 | S | \$347.00 | 02/12/10 | 03587 | 1 | SIMPLEX GRINNELL | OUTSTANDING |
| 396279 | S | \$317.35 | 02/12/10 | 03598 | 0 | SLOSSON EDUCATIONAL PUBLICATIONS | OUTSTANDING |
| 396280 | S | \$1473.48 | 02/12/10 | 22907 | 1 | SOLUTIONS4SURE.COM, INC. | OUTSTANDING |

33

| CHECK # | TYPE | CHECK AMT | CHECK DATE | VENDOR # | ADDRS # | VENDOR NAME | CHECK STATUS |
|---------|------|------------|------------|----------|---------|------------------------------------|--------------|
| 396281 | S | \$120.99 | 02/12/10 | 24021 | 0 | SPIRAL BINDING COMPANY, INC. | OUTSTANDING |
| 396282 | S | \$28.70 | 02/12/10 | 03640 | 1 | STAPLES ADVANTAGE | OUTSTANDING |
| 396283 | S | \$325.00 | 02/12/10 | 06710 | 1 | STATE OF MN DEPT OF PUBLIC SAFETY | OUTSTANDING |
| 396284 | | | 02/12/10 | 06710 | 0 | UNISSUED | UNISSUED |
| 396285 | S | \$378.00 | 02/12/10 | 23998 | 1 | SUMMIT FOOD EQUIPMENT SERVICE, INC | OUTSTANDING |
| 396286 | S | \$522.00 | 02/12/10 | 04664 | 0 | SUMMIT PRINT COPY AND MAIL SERVICE | OUTSTANDING |
| 396287 | S | \$719.25 | 02/12/10 | 04308 | 0 | SUPER DUPER SCHOOL CO. | OUTSTANDING |
| 396288 | S | \$60.93 | 02/12/10 | 23331 | 1 | TEACHERS DISCOUNT | OUTSTANDING |
| 396289 | S | \$1650.00 | 02/12/10 | 22319 | 0 | TEMPLE ELECTRIC MOTOR SERVICE INC. | OUTSTANDING |
| 396290 | S | \$142.95 | 02/12/10 | 26496 | 0 | THINK SOCIAL PUBLISHING, INC | OUTSTANDING |
| 396291 | S | \$1469.00 | 02/12/10 | 00826 | 1 | TIERNEY BROTHERS, INC. | OUTSTANDING |
| 396292 | S | \$650.00 | 02/12/10 | 08203 | 0 | TIES | OUTSTANDING |
| 396293 | S | \$518.00 | 02/12/10 | 21184 | 4 | TIES | OUTSTANDING |
| 396294 | S | \$4048.00 | 02/12/10 | 08203 | 2 | TIES 2009 | OUTSTANDING |
| 396295 | S | \$2576.90 | 02/12/10 | 22312 | 0 | TOYOTA-LIFT OF MINNESOTA | OUTSTANDING |
| 396296 | S | \$253.90 | 02/12/10 | 01237 | 0 | TOYS FOR SPECIAL CHILDREN, INC. | OUTSTANDING |
| 396297 | S | \$3688.95 | 02/12/10 | 03802 | 0 | TRIO SUPPLY | OUTSTANDING |
| 396298 | S | \$4436.00 | 02/12/10 | 04498 | 1 | TRUGREEN CHEMLAWN | OUTSTANDING |
| 396299 | S | \$137.88 | 02/12/10 | 05900 | 0 | UNIQUE SOFTWARE CORPORATION | OUTSTANDING |
| 396300 | S | \$8100.75 | 02/12/10 | 05900 | 1 | UNIQUE SOFTWARE CORPORATION | OUTSTANDING |
| 396301 | S | \$44569.92 | 02/12/10 | 04417 | 1 | US FOODSERVICE | OUTSTANDING |
| 396302 | | | 02/12/10 | 04417 | 0 | UNISSUED | UNISSUED |
| 396303 | | | 02/12/10 | 04417 | 0 | UNISSUED | UNISSUED |
| 396304 | | | 02/12/10 | 04417 | 0 | UNISSUED | UNISSUED |
| 396305 | | | 02/12/10 | 04417 | 0 | UNISSUED | UNISSUED |
| 396306 | | | 02/12/10 | 04417 | 0 | UNISSUED | UNISSUED |
| 396307 | S | \$398.20 | 02/12/10 | 25776 | 0 | VEOLIA ENVIRONMENTAL SERVICES | OUTSTANDING |
| 396308 | S | \$352.00 | 02/12/10 | 04195 | 1 | VIKING AUTOMATIC SPRINKLER COMPANY | OUTSTANDING |
| 396309 | S | \$677.60 | 02/12/10 | 04243 | 1 | VIKING ELECTRIC SUPPLY, INC. | OUTSTANDING |
| 396310 | S | \$47.85 | 02/12/10 | 22496 | 0 | WILLIAM V. MACGILL & CO. | OUTSTANDING |
| 396311 | S | \$4900.70 | 02/12/10 | 27007 | 1 | WILLIAMS SOUND | OUTSTANDING |
| 396312 | S | \$97.00 | 02/12/10 | 04451 | 7 | XEROX CORPORATION | OUTSTANDING |

TOTAL # OF ISSUED CHECKS: 807 TOTAL AMOUNT 4058165.79

TOTAL # OF VOIDED CHECKS: 0 TOTAL AMOUNT 0.00

TOTAL # OF UNISSUED CHECKS: 57

| CHECK # | TYPE | CHECK AMT | CHECK DATE | VENDOR # | ADDRS # | VENDOR NAME | CHECK STATUS |
|---------|------|-----------|------------|----------|---------|------------------------------|--------------|
| 1000060 | E | \$12.71 | 01/12/10 | 88888 | 16566 | ALVARADO, ANGEL | OUTSTANDING |
| 1000061 | E | \$315.00 | 01/12/10 | 88888 | 9748 | BLAIR, FRANCES M. | OUTSTANDING |
| 1000062 | E | \$26.00 | 01/12/10 | 88888 | 15857 | BRETT, CARRIE A | OUTSTANDING |
| 1000063 | E | \$36.85 | 01/12/10 | 88888 | 14183 | BELLMONT, CHRISTOPHER | OUTSTANDING |
| 1000064 | E | \$128.00 | 01/12/10 | 88888 | 16879 | BERDINE, KEVIN R | OUTSTANDING |
| 1000065 | E | \$178.75 | 01/12/10 | 88888 | 7269 | BARTH, TAMI RAE | OUTSTANDING |
| 1000066 | E | \$200.00 | 01/12/10 | 88888 | 16826 | BARR, BARBARA M | OUTSTANDING |
| 1000067 | E | \$38.61 | 01/12/10 | 88888 | 16606 | BRANYON, KRISTINE A | OUTSTANDING |
| 1000068 | E | \$54.56 | 01/12/10 | 88888 | 16606 | BRANYON, KRISTINE A | OUTSTANDING |
| 1000069 | E | \$43.89 | 01/12/10 | 88888 | 4715 | BROWN, THOMAS G. | OUTSTANDING |
| 1000070 | E | \$17.71 | 01/12/10 | 88888 | 14949 | CHRISTENSON, ANNE | OUTSTANDING |
| 1000071 | E | \$177.45 | 01/12/10 | 88888 | 6842 | CHALLGREN, MARGARET TENBROEK | OUTSTANDING |
| 1000072 | E | \$1693.80 | 01/12/10 | 88888 | 15991 | DRAHOS, CYNTHIA | OUTSTANDING |
| 1000073 | E | \$379.58 | 01/12/10 | 88888 | 16475 | DEUTSCH, JONATHAN M | OUTSTANDING |
| 1000074 | E | \$3737.32 | 01/12/10 | 88888 | 9249 | DARSOW, DELONNA J | OUTSTANDING |
| 1000075 | E | \$54.56 | 01/12/10 | 88888 | 16920 | DETTLING, AMY LYN | OUTSTANDING |
| 1000076 | E | \$174.93 | 01/12/10 | 88888 | 15922 | DUNN, RUTH C | OUTSTANDING |
| 1000077 | E | \$65.12 | 01/12/10 | 88888 | 11374 | FRATZKE, JAYNE M | OUTSTANDING |
| 1000078 | E | \$293.76 | 01/12/10 | 88888 | 15792 | FEE, TROY R | OUTSTANDING |
| 1000079 | E | \$177.76 | 01/12/10 | 88888 | 3560 | GRISSOM, SUSAN J. | OUTSTANDING |
| 1000080 | E | \$131.45 | 01/12/10 | 88888 | 7304 | GOSSMAN, LISA ANN | OUTSTANDING |
| 1000081 | E | \$58.57 | 01/12/10 | 88888 | 4110 | GOETZ, DEBORAH E | OUTSTANDING |
| 1000082 | E | \$358.54 | 01/12/10 | 88888 | 16549 | HOUCK, BONNIE DEE | OUTSTANDING |
| 1000083 | E | \$134.75 | 01/12/10 | 88888 | 8309 | HENDRIX, EUGENIA M | OUTSTANDING |
| 1000084 | E | \$73.70 | 01/12/10 | 88888 | 7255 | HAUER, PAMELA A | OUTSTANDING |
| 1000085 | E | \$71.20 | 01/12/10 | 88888 | 14623 | JOHNSHOY, JANET | OUTSTANDING |
| 1000086 | E | \$114.02 | 01/12/10 | 88888 | 7847 | KOLSTAD, MICHELE M | OUTSTANDING |
| 1000087 | E | \$23.64 | 01/12/10 | 88888 | 12790 | KOSMALSKI, ERIN J | OUTSTANDING |
| 1000088 | E | \$102.00 | 01/12/10 | 88888 | 10637 | KUGLER, JULIE | OUTSTANDING |
| 1000089 | E | \$40.00 | 01/12/10 | 88888 | 11811 | KRUGER, PAULETTE D | OUTSTANDING |
| 1000090 | E | \$40.48 | 01/12/10 | 88888 | 14479 | KIBLER, JEANNE | OUTSTANDING |
| 1000091 | E | \$56.08 | 01/12/10 | 88888 | 6810 | KNUDSEN, EVYENIA | OUTSTANDING |
| 1000092 | E | \$25.94 | 01/12/10 | 88888 | 16648 | LARSON, KIRSTIN M | OUTSTANDING |
| 1000093 | E | \$60.67 | 01/12/10 | 88888 | 7326 | MORRISSETTE, BRUCE P | OUTSTANDING |
| 1000094 | E | \$19.99 | 01/12/10 | 88888 | 15815 | MOSSER, DAWN M | OUTSTANDING |
| 1000095 | E | \$27.77 | 01/12/10 | 88888 | 14612 | MULLINS, CYNTHIA | OUTSTANDING |
| 1000096 | E | \$85.80 | 01/12/10 | 88888 | 7467 | MUCHOW, MARK R | OUTSTANDING |
| 1000097 | E | \$619.85 | 01/12/10 | 88888 | 13692 | NIEMIEC, ALICIA | OUTSTANDING |
| 1000098 | E | \$426.25 | 01/12/10 | 88888 | 7268 | MESARCHIK, MARY L | OUTSTANDING |
| 1000099 | E | \$65.29 | 01/12/10 | 88888 | 16623 | MORAS, KATIE C | OUTSTANDING |
| 1000100 | E | \$49.50 | 01/12/10 | 88888 | 15476 | MARCHESSAULT, PATRICK | OUTSTANDING |
| 1000101 | E | \$118.76 | 01/12/10 | 88888 | 15112 | NELSON, TARA A | OUTSTANDING |
| 1000102 | E | \$7.15 | 01/12/10 | 88888 | 13693 | NEAL, BRYENY B | OUTSTANDING |
| 1000103 | E | \$19.28 | 01/12/10 | 88888 | 16287 | PERALTA, NANCY E | OUTSTANDING |
| 1000104 | E | \$64.62 | 01/12/10 | 88888 | 16687 | PODOMINICK, MARGARET A | OUTSTANDING |
| 1000105 | E | \$60.96 | 01/12/10 | 88888 | 13431 | PAETZOLD, ROBERT JAMES | OUTSTANDING |
| 1000106 | E | \$22.83 | 01/12/10 | 88888 | 11739 | PARISEAU, MARCIA L | OUTSTANDING |
| 1000107 | E | \$22.00 | 01/12/10 | 88888 | 9670 | ROBOLE, VICKI M | OUTSTANDING |
| 1000108 | E | \$139.15 | 01/12/10 | 88888 | 9670 | ROBOLE, VICKI M | OUTSTANDING |
| 1000109 | E | \$21.12 | 01/12/10 | 88888 | 13879 | REISINGER, TONETTE A | OUTSTANDING |
| 1000110 | E | \$26.21 | 01/12/10 | 88888 | 13879 | REISINGER, TONETTE A | OUTSTANDING |
| 1000111 | E | \$106.74 | 01/12/10 | 88888 | 9228 | ROARK, KIMBERLY J | OUTSTANDING |

| CHECK # | TYPE | CHECK AMT | CHECK DATE | VENDOR # | ADDRS # | VENDOR NAME | CHECK STATUS |
|---------|------|-----------|------------|----------|---------|---------------------------|--------------|
| 1000112 | E | \$57.82 | 01/12/10 | 88888 | 9228 | ROARK, KIMBERLY J | OUTSTANDING |
| 1000113 | E | \$502.26 | 01/12/10 | 88888 | 16343 | SALAH, ABDIRAHMAN | OUTSTANDING |
| 1000114 | E | \$163.00 | 01/12/10 | 88888 | 13470 | SMALLEY, AMY C | OUTSTANDING |
| 1000115 | E | \$15.95 | 01/12/10 | 88888 | 10584 | SCHUMANN, PATRICIA | OUTSTANDING |
| 1000116 | E | \$21.40 | 01/12/10 | 88888 | 16021 | STREET, CHERYL K | OUTSTANDING |
| 1000117 | E | \$49.50 | 01/12/10 | 88888 | 16194 | SCALZO, KRISTIN | OUTSTANDING |
| 1000118 | E | \$84.95 | 01/12/10 | 88888 | 12779 | SMITH, MELISSA | OUTSTANDING |
| 1000119 | E | \$20.79 | 01/12/10 | 88888 | 16816 | SAHLI, JONATHAN C | OUTSTANDING |
| 1000120 | E | \$150.04 | 01/12/10 | 88888 | 16086 | TUMA, ANGELA E | OUTSTANDING |
| 1000121 | E | \$16.00 | 01/12/10 | 88888 | 13156 | THOM, ANGELA J | OUTSTANDING |
| 1000122 | E | \$100.65 | 01/12/10 | 88888 | 7038 | TIEDEMANN, JAYNE N | OUTSTANDING |
| 1000123 | E | \$70.02 | 01/12/10 | 88888 | 7038 | TIEDEMANN, JAYNE N | OUTSTANDING |
| 1000124 | E | \$14.19 | 01/12/10 | 88888 | 16064 | TAYLOR, REBECCA D | OUTSTANDING |
| 1000125 | E | \$25.90 | 01/12/10 | 88888 | 7415 | UMHOEFER, THOMAS C | OUTSTANDING |
| 1000126 | E | \$37.40 | 01/12/10 | 88888 | 16831 | WRIGHT, KEVIN P | OUTSTANDING |
| 1000127 | E | \$107.03 | 01/12/10 | 88888 | 16543 | WILLIAMS, ROXANNE J | OUTSTANDING |
| 1000128 | E | \$33.00 | 01/12/10 | 88888 | 13905 | WENDLING, PAULA L | OUTSTANDING |
| 1000129 | E | \$106.49 | 01/12/10 | 88888 | 8959 | WURDEMAN, DEBRA SUE | OUTSTANDING |
| 1000130 | E | \$388.80 | 01/12/10 | 88888 | 6624 | WESSEN, JANE E | OUTSTANDING |
| 1000131 | E | \$42.08 | 01/12/10 | 88888 | 15899 | ZEMPEL, LAURA | OUTSTANDING |
| 1000132 | E | \$53.23 | 01/19/10 | 88888 | 2063 | MILLER, DIANE | OUTSTANDING |
| 1000133 | E | \$115.24 | 01/19/10 | 88888 | 16351 | MORGART, PATTI | OUTSTANDING |
| 1000134 | E | \$311.00 | 01/19/10 | 88888 | 7326 | MORRISSETTE, BRUCE P | OUTSTANDING |
| 1000135 | E | \$112.20 | 01/19/10 | 88888 | 16501 | NESS, KAREN M | OUTSTANDING |
| 1000136 | E | \$115.50 | 01/19/10 | 88888 | 11041 | NIVALA, SUSAN M | OUTSTANDING |
| 1000137 | E | \$71.79 | 01/19/10 | 88888 | 9820 | ORLANDO, KARI R | OUTSTANDING |
| 1000138 | E | \$71.70 | 01/19/10 | 88888 | 13433 | PAULSEN, KATHY MARIE | OUTSTANDING |
| 1000139 | E | \$50.00 | 01/19/10 | 88888 | 16318 | PEDERSEN, SARAH R | OUTSTANDING |
| 1000140 | E | \$16.94 | 01/19/10 | 88888 | 16318 | PEDERSEN, SARAH R | OUTSTANDING |
| 1000141 | E | \$18.88 | 01/19/10 | 88888 | 8847 | PELINKA, RAEANN | OUTSTANDING |
| 1000142 | E | \$140.80 | 01/19/10 | 88888 | 9670 | ROBOLE, VICKI M | OUTSTANDING |
| 1000143 | E | \$54.50 | 01/19/10 | 88888 | 14609 | ROESKE, MELISSA L | OUTSTANDING |
| 1000144 | E | \$40.48 | 01/19/10 | 88888 | 14609 | ROESKE, MELISSA L | OUTSTANDING |
| 1000145 | E | \$53.79 | 01/19/10 | 88888 | 14609 | ROESKE, MELISSA L | OUTSTANDING |
| 1000146 | E | \$60.22 | 01/19/10 | 88888 | 14609 | ROESKE, MELISSA L | OUTSTANDING |
| 1000147 | E | \$11.55 | 01/19/10 | 88888 | 16673 | SOLLIN, NATHAN D | OUTSTANDING |
| 1000148 | E | \$180.95 | 01/19/10 | 88888 | 16213 | STAHLY, JANICE | OUTSTANDING |
| 1000149 | E | \$75.00 | 01/19/10 | 88888 | 12967 | TEACHOUT, EVI SUE | OUTSTANDING |
| 1000150 | E | \$30.91 | 01/19/10 | 88888 | 12967 | TEACHOUT, EVI SUE | OUTSTANDING |
| 1000151 | E | \$16.06 | 01/19/10 | 88888 | 15980 | AAMODT, WILLIAM P | OUTSTANDING |
| 1000152 | E | \$59.94 | 01/19/10 | 88888 | 15920 | ARPS, DIANE P | OUTSTANDING |
| 1000153 | E | \$25.63 | 01/19/10 | 88888 | 14963 | BROADY, JOANNE | OUTSTANDING |
| 1000154 | E | \$51.70 | 01/19/10 | 88888 | 16309 | BAIMA, STEPHANIE A | OUTSTANDING |
| 1000155 | E | \$188.10 | 01/19/10 | 88888 | 16309 | BAIMA, STEPHANIE A | OUTSTANDING |
| 1000156 | E | \$45.82 | 01/19/10 | 88888 | 13957 | BERRA, ANGELA M | OUTSTANDING |
| 1000157 | E | \$313.11 | 01/19/10 | 88888 | 13364 | CHRISTIAN, DAVID | OUTSTANDING |
| 1000158 | E | \$21.50 | 01/19/10 | 88888 | 14360 | CECKA, NANETTE | OUTSTANDING |
| 1000159 | E | \$42.46 | 01/19/10 | 88888 | 16356 | CODDINGTON, LAURIE | OUTSTANDING |
| 1000160 | E | \$574.75 | 01/19/10 | 88888 | 13207 | ERICKSON, SARAH ELIZABETH | OUTSTANDING |
| 1000161 | E | \$84.95 | 01/19/10 | 88888 | 7923 | GRISWOLD, CHERYL A | OUTSTANDING |
| 1000162 | E | \$1148.88 | 01/19/10 | 88888 | 15944 | GARVIS, SCOTT M | OUTSTANDING |
| 1000163 | E | \$58.69 | 01/19/10 | 88888 | 14622 | HARROD, KIMBERLEE N | OUTSTANDING |

| CHECK # | TYPE | CHECK AMT | CHECK DATE | VENDOR # | ADDRS # | VENDOR NAME | CHECK STATUS |
|---------|------|-----------|------------|----------|---------|---------------------------|--------------|
| 1000164 | E | \$51.95 | 01/19/10 | 88888 | 12300 | HENDERSON, JUDY | OUTSTANDING |
| 1000165 | E | \$30.67 | 01/19/10 | 88888 | 13372 | HAYDEN, SUZANNE | OUTSTANDING |
| 1000166 | E | \$177.86 | 01/19/10 | 88888 | 7047 | JAEGER, JEAN M | OUTSTANDING |
| 1000167 | E | \$29.00 | 01/19/10 | 88888 | 11811 | KRUGER, PAULETTE D | OUTSTANDING |
| 1000168 | E | \$75.00 | 01/19/10 | 88888 | 16705 | LICHLITER, JENNIFER M | OUTSTANDING |
| 1000169 | E | \$66.57 | 01/19/10 | 88888 | 16880 | LANE, ELIZABETH M | OUTSTANDING |
| 1000170 | E | \$364.00 | 01/27/10 | 88888 | 11817 | ALVEY, HEATHER | OUTSTANDING |
| 1000171 | E | \$91.52 | 01/27/10 | 88888 | 7839 | BARNES, CHERISE C | OUTSTANDING |
| 1000172 | E | \$52.50 | 01/27/10 | 88888 | 11279 | BRANDNER, RENEE | OUTSTANDING |
| 1000173 | E | \$29.56 | 01/27/10 | 88888 | 16356 | CODDINGTON, LAURIE | OUTSTANDING |
| 1000174 | E | \$137.47 | 01/27/10 | 88888 | 16920 | DETTLING, AMY LYN | OUTSTANDING |
| 1000175 | E | \$332.40 | 01/27/10 | 88888 | 15808 | ESPINOZA, CYNTHIA L | OUTSTANDING |
| 1000176 | E | \$15.00 | 01/27/10 | 88888 | 7304 | GOSSMAN, LISA ANN | OUTSTANDING |
| 1000177 | E | \$6.05 | 01/27/10 | 88888 | 14594 | HEWETT, THOMAS | OUTSTANDING |
| 1000178 | E | \$13.37 | 01/27/10 | 88888 | 16549 | HOUCK, BONNIE DEE | OUTSTANDING |
| 1000179 | E | \$46.38 | 01/27/10 | 88888 | 274 | KLATTE, JEAN H | OUTSTANDING |
| 1000180 | E | \$26.76 | 01/27/10 | 88888 | 11811 | KRUGER, PAULETTE D | OUTSTANDING |
| 1000181 | E | \$757.50 | 01/27/10 | 88888 | 9244 | LANGE, LINDA L | OUTSTANDING |
| 1000182 | E | \$22.00 | 01/27/10 | 88888 | 14243 | LAQUA, NANCY | OUTSTANDING |
| 1000183 | E | \$61.66 | 01/27/10 | 88888 | 2080 | LEONARD, BEVERLY | OUTSTANDING |
| 1000184 | E | \$45.01 | 01/27/10 | 88888 | 15723 | LINDSTROM, HEIDI M | OUTSTANDING |
| 1000185 | E | \$84.95 | 01/27/10 | 88888 | 13467 | LINDSTROM, JOYCE | OUTSTANDING |
| 1000186 | E | \$65.73 | 01/27/10 | 88888 | 12304 | LUNDAHL, TIMOTHY | OUTSTANDING |
| 1000187 | E | \$163.00 | 01/27/10 | 88888 | 9216 | MEYER, NANCY L | OUTSTANDING |
| 1000188 | E | \$54.62 | 01/27/10 | 88888 | 6500 | MORRISSEY, JOANNE M | OUTSTANDING |
| 1000189 | E | \$38.81 | 01/27/10 | 88888 | 14106 | MUELLER, SARAH K | OUTSTANDING |
| 1000190 | E | \$318.18 | 01/27/10 | 88888 | 9756 | NELSON, ROBERT J | OUTSTANDING |
| 1000191 | E | \$38.33 | 01/27/10 | 88888 | 13431 | PAETZOLD, ROBERT JAMES | OUTSTANDING |
| 1000192 | E | \$125.00 | 01/27/10 | 88888 | 8847 | PELINKA, RAEANN | OUTSTANDING |
| 1000193 | E | \$56.42 | 01/27/10 | 88888 | 15741 | PHILLIPS, MARIA | OUTSTANDING |
| 1000194 | E | \$20.50 | 01/27/10 | 88888 | 17103 | RANTALA, SARA J | OUTSTANDING |
| 1000195 | E | \$107.11 | 01/27/10 | 88888 | 16497 | SCHERRER, HUEL C | OUTSTANDING |
| 1000196 | E | \$1340.49 | 01/27/10 | 88888 | 16695 | SCHWAB, MICHELLE M | OUTSTANDING |
| 1000197 | E | \$22.00 | 01/27/10 | 88888 | 6494 | SHAFFER, JANET R | OUTSTANDING |
| 1000198 | E | \$171.55 | 01/27/10 | 88888 | 6851 | STEPHES, THOMAS J | OUTSTANDING |
| 1000199 | E | \$70.43 | 01/27/10 | 88888 | 16046 | STRAHOTA, SARA J | OUTSTANDING |
| 1000200 | E | \$16.00 | 01/27/10 | 88888 | 13156 | THOM, ANGELA J | OUTSTANDING |
| 1000201 | E | \$19.58 | 01/27/10 | 88888 | 15911 | WILLSON, DAWN M | OUTSTANDING |
| 1000202 | E | \$19.95 | 02/04/10 | 88888 | 16566 | ALVARADO, ANGEL | OUTSTANDING |
| 1000203 | E | \$225.00 | 02/04/10 | 88888 | 13406 | ALLEN, SUSAN M | OUTSTANDING |
| 1000204 | E | \$40.00 | 02/04/10 | 88888 | 9960 | BOEKHOFF, LYNETTE | OUTSTANDING |
| 1000205 | E | \$225.00 | 02/04/10 | 88888 | 7269 | BARTH, TAMI RAE | OUTSTANDING |
| 1000206 | E | \$58.90 | 02/04/10 | 88888 | 16606 | BRANYON, KRISTINE A | OUTSTANDING |
| 1000207 | E | \$39.60 | 02/04/10 | 88888 | 14101 | BURKE, KATIE J | OUTSTANDING |
| 1000208 | E | \$48.85 | 02/04/10 | 88888 | 10828 | CLASEN, TIA | OUTSTANDING |
| 1000209 | E | \$225.00 | 02/04/10 | 88888 | 5747 | CORDAHL, AMBER | OUTSTANDING |
| 1000210 | E | \$8.25 | 02/04/10 | 88888 | 17122 | COYNE, MARY J | OUTSTANDING |
| 1000211 | E | \$39.00 | 02/04/10 | 88888 | 15074 | CHAMERLIK, KAREN | OUTSTANDING |
| 1000212 | E | \$27.38 | 02/04/10 | 88888 | 16356 | CODDINGTON, LAURIE | OUTSTANDING |
| 1000213 | E | \$25.00 | 02/04/10 | 88888 | 15885 | CROSBIE, CYNTHIA | OUTSTANDING |
| 1000214 | E | \$400.00 | 02/04/10 | 88888 | 16560 | CLEGG, RANDALL B | OUTSTANDING |
| 1000215 | E | \$225.00 | 02/04/10 | 88888 | 9552 | DORIGAN-SLETTE, CYNTHIA M | OUTSTANDING |

| CHECK # | TYPE | CHECK AMT | CHECK DATE | VENDOR # | ADDRS # | VENDOR NAME | CHECK STATUS |
|---------|------|-----------|------------|----------|---------|---------------------------|--------------|
| 1000216 | E | \$55.80 | 02/04/10 | 88888 | 16920 | DETLING, AMY LYN | OUTSTANDING |
| 1000217 | E | \$127.86 | 02/04/10 | 88888 | 12100 | DELMONT, BROOKE | OUTSTANDING |
| 1000218 | E | \$225.00 | 02/04/10 | 88888 | 13207 | ERICKSON, SARAH ELIZABETH | OUTSTANDING |
| 1000219 | E | \$225.00 | 02/04/10 | 88888 | 15993 | FAUST, DANIELLE M | OUTSTANDING |
| 1000220 | E | \$18.90 | 02/04/10 | 88888 | 11374 | FRATZKE, JAYNE M | OUTSTANDING |
| 1000221 | E | \$239.10 | 02/04/10 | 88888 | 9689 | FINN, FAY E | OUTSTANDING |
| 1000222 | E | \$63.95 | 02/04/10 | 88888 | 4110 | GOETZ, DEBORAH E | OUTSTANDING |
| 1000223 | E | \$38.25 | 02/04/10 | 88888 | 16161 | GALLIGAN, DEBRA D | OUTSTANDING |
| 1000224 | E | \$19.89 | 02/04/10 | 88888 | 8735 | GRANT, ANNETTE | OUTSTANDING |
| 1000225 | E | \$225.00 | 02/04/10 | 88888 | 8309 | HENDRIX, EUGENIA M | OUTSTANDING |
| 1000226 | E | \$225.00 | 02/04/10 | 88888 | 12301 | HJERMSTAD, HEATHER | OUTSTANDING |
| 1000227 | E | \$534.60 | 02/04/10 | 88888 | 13202 | HRIMNAK, SANDI J | OUTSTANDING |
| 1000228 | E | \$133.07 | 02/04/10 | 88888 | 8274 | HOLT, CLAYTON B | OUTSTANDING |
| 1000229 | E | \$98.27 | 02/04/10 | 88888 | 9764 | HILL, GARY S | OUTSTANDING |
| 1000230 | E | \$49.17 | 02/04/10 | 88888 | 8255 | HILL, KARI L | OUTSTANDING |
| 1000231 | E | \$75.00 | 02/04/10 | 88888 | 14112 | HARTL, ARAN J | OUTSTANDING |
| 1000232 | E | \$225.00 | 02/04/10 | 88888 | 14624 | JORDAN, JOANNA | OUTSTANDING |
| 1000233 | E | \$81.99 | 02/04/10 | 88888 | 16709 | JOHNSON, SARAH A | OUTSTANDING |
| 1000234 | E | \$199.00 | 02/04/10 | 88888 | 14479 | KIBLER, JEANNE | OUTSTANDING |
| 1000235 | E | \$225.00 | 02/04/10 | 88888 | 14147 | KLINNERT, ELIZABETH | OUTSTANDING |
| 1000236 | E | \$41.95 | 02/04/10 | 88888 | 14479 | KIBLER, JEANNE | OUTSTANDING |
| 1000237 | E | \$105.50 | 02/04/10 | 88888 | 15691 | KING, LAURIE J | OUTSTANDING |
| 1000238 | E | \$75.00 | 02/04/10 | 88888 | 16667 | KEULER, LORI J | OUTSTANDING |
| 1000239 | E | \$75.00 | 02/04/10 | 88888 | 12304 | LUNDAHL, TIMOTHY | OUTSTANDING |
| 1000240 | E | \$26.84 | 02/04/10 | 88888 | 10140 | MACKEY, GALE M | OUTSTANDING |
| 1000241 | E | \$45.74 | 02/04/10 | 88888 | 15671 | MADDALONI, JACQUELINE M | OUTSTANDING |
| 1000242 | E | \$50.00 | 02/04/10 | 88888 | 15476 | MARCHESSAULT, PATRICK | OUTSTANDING |
| 1000243 | E | \$180.70 | 02/04/10 | 88888 | 7268 | MESARCHIK, MARY L | OUTSTANDING |
| 1000244 | E | \$21.49 | 02/04/10 | 88888 | 7268 | MESARCHIK, MARY L | OUTSTANDING |
| 1000245 | E | \$25.88 | 02/04/10 | 88888 | 11073 | MEYER, CHAD | OUTSTANDING |
| 1000246 | E | \$53.52 | 02/04/10 | 88888 | 9501 | MOSEY, PATRICIA | OUTSTANDING |
| 1000247 | E | \$34.70 | 02/04/10 | 88888 | 14612 | MULLINS, CYNTHIA | OUTSTANDING |
| 1000248 | E | \$225.00 | 02/04/10 | 88888 | 13693 | NEAL, BRYENY B | OUTSTANDING |
| 1000249 | E | \$45.00 | 02/04/10 | 88888 | 16861 | O'BRIEN, PAULA D | OUTSTANDING |
| 1000250 | E | \$29.75 | 02/04/10 | 88888 | 7257 | O'REILLY, JOHN T | OUTSTANDING |
| 1000251 | E | \$25.51 | 02/04/10 | 88888 | 16883 | PATTERSON, JILL A | OUTSTANDING |
| 1000252 | E | \$8.20 | 02/04/10 | 88888 | 17103 | RANTALA, SARA J | OUTSTANDING |
| 1000253 | E | \$78.44 | 02/04/10 | 88888 | 13438 | SCHWEIM, ROBERT W | OUTSTANDING |
| 1000254 | E | \$26.50 | 02/04/10 | 88888 | 7827 | SEARS, MARGARET L | OUTSTANDING |
| 1000255 | E | \$25.30 | 02/04/10 | 88888 | 7827 | SEARS, MARGARET L | OUTSTANDING |
| 1000256 | E | \$70.00 | 02/04/10 | 88888 | 14881 | SEVERSON, LAUREL J | OUTSTANDING |
| 1000257 | E | \$107.75 | 02/04/10 | 88888 | 4356 | SIMON, GLENN D. | OUTSTANDING |
| 1000258 | E | \$17.00 | 02/04/10 | 88888 | 16673 | SOLLIN, NATHAN D | OUTSTANDING |
| 1000259 | E | \$225.00 | 02/04/10 | 88888 | 11808 | SPODEN, ANNEMARIE | OUTSTANDING |
| 1000260 | E | \$225.00 | 02/04/10 | 88888 | 14961 | SPRY, KARIE | OUTSTANDING |
| 1000261 | E | \$44.00 | 02/04/10 | 88888 | 12944 | STRAND, NATHAN R | OUTSTANDING |
| 1000262 | E | \$225.00 | 02/04/10 | 88888 | 16021 | STREET, CHERYL K | OUTSTANDING |
| 1000263 | E | \$35.20 | 02/04/10 | 88888 | 9915 | SWEENEY, ANN M | OUTSTANDING |
| 1000264 | E | \$16.00 | 02/04/10 | 88888 | 13156 | THOM, ANGELA J | OUTSTANDING |
| 1000265 | E | \$202.28 | 02/04/10 | 88888 | 8269 | VANDERWOUDE, LORALIE A | OUTSTANDING |
| 1000266 | E | \$225.00 | 02/04/10 | 88888 | 15962 | VERSTRAETE, ELIZABETH A | OUTSTANDING |
| 1000267 | E | \$10.00 | 02/04/10 | 88888 | 9091 | WALCHER, PAMELA J | OUTSTANDING |

38

| CHECK # | TYPE | CHECK AMT | CHECK DATE | VENDOR # | ADDRS # | VENDOR NAME | CHECK STATUS |
|-----------------------------|------|-----------|------------|--------------|---------|------------------------|--------------|
| 1000268 | E | \$158.40 | 02/04/10 | 88888 | 9061 | WARD, JOAN C | OUTSTANDING |
| 1000269 | E | \$204.00 | 02/04/10 | 88888 | 7858 | WARMKA, CHERI R | OUTSTANDING |
| 1000270 | E | \$225.00 | 02/04/10 | 88888 | 10536 | WEIERS, PAMELA | OUTSTANDING |
| 1000271 | E | \$22.95 | 02/04/10 | 88888 | 16914 | WEIR ALDAHL, ALBERTA S | OUTSTANDING |
| 1000272 | E | \$39.07 | 02/04/10 | 88888 | 10972 | WITTNEBEL, KATHY | OUTSTANDING |
| TOTAL # OF ISSUED CHECKS: | | | 213 | TOTAL AMOUNT | | 30312.59 | |
| TOTAL # OF VOIDED CHECKS: | | | 0 | TOTAL AMOUNT | | 0.00 | |
| TOTAL # OF UNISSUED CHECKS: | | | 0 | | | | |

INDEPENDENT SCHOOL DISTRICT 191
Burnsville-Eagan-Savage
Business Office

TO: Members of the School Board

FROM: Lisa K. Rider, Executive Director of Business Services

DATE: February 18, 2010

RE: Budget Analysis for the Month Ending January, 2010

RECOMMENDATION: That the Board accept the Budget Analysis for the Month ending January 31, 2010.

The October Budget Reports are presented for Board information and review. The reports indicate that year-to-date expenditures plus encumbrances in all funds total \$77,104,464.62 or 51.39% of the Revised Budgets. Year-to-date revenue in all funds total \$61,109,977.71 or 44.92% of the Revised Budgets.

Additional financial reports and summaries to are provided to allow monthly monitoring of the budget. With respect to Revenue, we are furnishing two reports:

Revenue Summary By Fund
Revenue Summary By Source

Four expenditure reports are included in the board packet as follows:

Expenditure Summary By Fund
Expenditure By Object
Expenditure By Program
Expenditure By Building

All of the reports show last year's actual figures, this year's budget and this year's activity to date. Additional detail is available on request.

To assist the Board in monitoring monthly financial activity and to help identify budget-to-actual deviations, graphs have been developed as follows:

Cash and Investments By Month for Last year and Current year
General Fund Revenues Year-to-Date for Last year and Current year
All Funds Revenue Year-to-Date for Last year and Current year
General Fund Expenditures Year-to-Date for Last year and Current year
All Funds Expenditure Year-to-Date for Last year and Current year

All of the reports and graphs are presented on a monthly basis together with comments regarding identified deviations or unanticipated occurrences. I would be glad to answer any questions regarding these reports.

STATEMENT OF REVENUE

DIST 191 Burnsville-Eagan-Savage ISD191 ACCOUNTING PERIOD 01/01/10 TO 01/31/10

ACCT STATUS: Active and Next Year Accts ACCOUNT RANGES: 01 TO 99-999

ZERO BALANCES: Suppress Zero Balances

SORTED BY: ACCOUNT FD ORG

SUBTOTALLED BY: ACCOUNT FD

SERIES TOTALS: <None Selected>

PAGE BREAK ON: <None Selected>

| FD | PRIOR YEAR ACTUAL | < REVISED BUDGET | 01/01/10 TO 01/31/10 | FISCAL YEAR 200907 RECEIVED THRU 01/31/10 | REMAINING ON 01/31/10 | PERCENT REMAINING |
|-----------------------------------|-------------------|------------------|----------------------|---|-----------------------|-------------------|
| 01 GENERAL | 131,901,249.98 | 108,560,562 | 8,809,049.32 | 50,066,633.13 | 58,493,928.87 | 53.88 % |
| 02 FOOD SERVICE | 4,781,180.27 | 4,414,207 | 414,970.85 | 2,119,022.86 | 2,295,184.14 | 51.99 % |
| 04 COMMUNITY SERVICE | 7,461,483.67 | 6,779,270 | 938,351.87 | 3,489,385.67 | 3,289,884.33 | 48.52 % |
| 06 CAPITAL PROJECTS | 2,498,711.89 | 2,235,239 | 1,650,850.97 | 2,207,267.73 | 27,971.27 | 1.25 % |
| 07 DEBT SERVICE | 6,440,179.37 | 7,108,156 | 523,768.27- | 1,784,346.69 | 5,323,809.31 | 74.89 % |
| 4 08 FLEX BENEFIT FUND | 867,174.96 | 925,000 | 92,517.61 | 434,956.27 | 490,043.73 | 52.97 % |
| 09 SCHOLARSHIP FUND | 56,471.78 | 28,300 | 0.00 | 540.00 | 27,760.00 | 98.09 % |
| 10 PRIN EARLY RET INS FUND | 47,103.03 | 44,575 | 3,976.58 | 19,882.90 | 24,692.10 | 55.39 % |
| 11 RHEAUME EDUCATIONAL FUND | 66.59 | 100 | 0.00 | 0.00 | 100.00 | 100.00 % |
| 12 K ROGERS SCHOLARSHIP | 71.44 | 0 | 0.00 | 0.00 | 0.00 | 0.00 % |
| 15 <DESC. NOT FOUND> | 0.00 | 67,814 | 13,188.21 | 25,050.68 | 42,763.32 | 63.05 % |
| 20 ISF - DENTAL | 909,850.84 | 963,330 | 0.00 | 0.00 | 963,330.00 | 100.00 % |
| 21 ISF - POST RETIREMENT BENEFITS | 540,856.09 | 657,500 | 0.00 | 0.00 | 657,500.00 | 100.00 % |
| 22 ISF - HEALTH SELECT 105 | 467.49 | 2,600,000 | 0.00 | 0.00 | 2,600,000.00 | 100.00 % |
| 25 OPEB REVOCABLE TRUST | 19,098,824.17 | 1,664,000 | 56,009.58 | 176,193.25 | 1,487,806.75 | 89.41 % |

STATEMENT OF REVENUE

DIST 191 Burnsville-Eagan-Savage ISD191 ACCOUNTING PERIOD 01/01/10 TO 01/31/10

| FD | PRIOR YEAR | REVIS | BUDGET | 01/01/10 | RECEIVED | 01/31/10 | THRU | 01/31/10 | REMAINING ON 01/31/10 | PERCENT REMAINING |
|--------------------|--------------------------|----------------|-------------|---------------|---------------|----------|------|----------|-----------------------|-------------------|
| 47 | ACTUAL | BUDGET | | | | | | | | |
| 47 | POST EMPLOYMENT BENEFITS | 783,423.86 | 0 | 786,698.53 | 786,698.53 | | | | 786,698.53- | 0.00 % |
| *** REPORT TOTALS: | | 175,387,115.43 | 136,048,053 | 12,241,845.25 | 61,109,977.71 | | | | 74,938,075.29 | 55.08 % |

BURNSVILLE-EAGAN-SAVAGE

Independent School District 191

DISTRICT REVENUES

BY

SOURCE

WITHIN FUND

January, 2010

STATEMENT OF REVENUE

DIST 191 Burnsville-Eagan-Savage ISD191 ACCOUNTING PERIOD 01/01/10 TO 01/31/10

ACCT STATUS: Active and Next Year Accts ACCOUNT RANGES: 01 TO 99-999-999-999-999
 ZERO BALANCES: Suppress Zero Balances
 SORTED BY: ACCOUNT FD SRC
 SUBTOTALLED BY: ACCOUNT FD SRC
 SERIES TOTALS: <None Selected>
 PAGE BREAK ON: FUND

| SRC FD | PRIOR YEAR ACTUAL | REVISD BUDGET | 01/01/10 01/31/10 | FISCAL YEAR 200907 RECEIVED THRU 01/31/10 | REMAINING ON 01/31/10 | PERCENT REMAINING |
|------------------------------------|-------------------|---------------|----------------------|---|--------------------------|----------------------|
| 001 MAINTENANCE LEVY | 21,342,543.89 | 20,510,232 | 491,603.27- | 11,443,215.89 | 9,067,016.11 | 44.20 % |
| 004 TAX INCREMENT FINANCE - TIF | 205,857.67 | 0 | 248.51 | 482.88 | 482.88- | 0.00 % |
| 009 FISCAL DISPARITIES | 1,938,332.00 | 3,213,993 | 1,297,325.93 | 2,871,015.95 | 342,977.05 | 10.67 % |
| 010 COUNTY APPORTIONMENT | 156,644.88 | 0 | 76,983.84 | 171,475.41 | 171,475.41- | 0.00 % |
| 019 MISC LOCAL TAXES | 954.84 | 0 | 0.00 | 4,891.03 | 4,891.03- | 0.00 % |
| 4 021 TUITION MN SCHL DIST | 189,993.88 | 50,000 | 0.00 | 36,786.87 | 13,213.13 | 26.42 % |
| 050 FEES | 500,531.18 | 91,000 | 12,457.98- | 292,117.48 | 201,117.48- | 221.00-% |
| 060 ADMISSION | 191,108.99 | 143,600 | 14,819.00 | 109,193.28 | 34,406.72 | 23.96 % |
| 071 MEDICAL ASSIST REVENUE | 138,958.95 | 30,000 | 487.55 | 59,831.11 | 29,831.11- | 99.43-% |
| 091 INTEREST EARNINGS-ESCROW AGENT | 8.15 | 0 | 51.11 | 51.11 | 51.11- | 0.00 % |
| 092 INTEREST EARNINGS | 433,115.51 | 395,000 | 4,119.41 | 52,110.98 | 342,889.02 | 86.80 % |
| 093 RENTAL OF FACILITIES | 192,753.21 | 85,000 | 14,245.25 | 78,934.50 | 6,065.50 | 7.13 % |
| 096 GIFTS & BEQUESTS | 291,321.26 | 200,000 | 26,740.59 | 147,368.76 | 52,631.24 | 26.31 % |
| 099 MISC LOCAL REVENUE | 649,507.13 | 513,725 | 31,952.12 | 289,556.67 | 224,168.33 | 43.63 % |
| 201 ENDOWMENT AID | 354,625.82 | 0 | 0.00 | 150,680.07 | 150,680.07- | 0.00 % |

| SRC FD | PRIOR YEAR ACTUAL | REVISED BUDGET | 01/01/10 TO 01/31/10 | FISCAL YEAR 200907 RECEIVED THRU 01/31/10 | REMAINING ON 01/31/10 | PERCENT REMAINING |
|----------------|-------------------|----------------|----------------------|---|-----------------------|-------------------|
| 211 | 64,921,543.50 | 57,275,527 | 6,793,189.08 | 24,252,527.23 | 33,022,999.77 | 57.65 % |
| 213 | 31,357.32 | 20,000 | 0.00 | 0.00 | 20,000.00 | 100.00 % |
| 227 | 15,435.10 | 0 | 0.00 | 2,146.98 | 2,146.98- | 0.00 % |
| 234 | 297,106.12 | 297,106 | 0.00 | 29,710.60 | 267,395.40 | 90.00 % |
| 258 | 3,237.51 | 3,237 | 0.00 | 323.71 | 2,913.29 | 89.99 % |
| 300 | 3,133,553.69 | 2,707,985 | 323,890.13 | 970,659.33 | 1,737,325.67 | 64.15 % |
| 360 | 12,005,527.79 | 11,774,734 | 16.69 | 4,548,885.54 | 7,225,848.46 | 61.36 % |
| 369 | 9,329.68 | 10,000 | 1,188.00 | 1,912.00 | 8,088.00 | 80.88 % |
| 370 | 52,006.91 | 15,000 | 0.00 | 44,120.00 | 29,120.00- | 194.13-% |
| 400 | 4,093,613.80 | 10,994,371 | 721,648.88 | 4,406,896.06 | 6,587,474.94 | 59.91 % |
| 405 | 90,148.18 | 130,052 | 0.00 | 6,445.13 | 123,606.87 | 95.04 % |
| 421 | 0.00 | 0 | 0.00 | 7,155.02 | 7,155.02- | 0.00 % |
| 621 | 140,266.54 | 100,000 | 6,204.48 | 87,614.67 | 12,385.33 | 12.38 % |
| 625 | 0.00 | 0 | 0.00 | 524.87 | 524.87- | 0.00 % |
| 631 | 17,926,553.16 | 0 | 0.00 | 0.00 | 0.00 | 0.00 % |
| 649 | 2,595,313.32 | 0 | 0.00 | 0.00 | 0.00 | 0.00 % |
| *** 01 GENERAL | 131,901,249.98 | 108,560,562 | 8,809,049.32 | 50,066,633.13 | 58,493,928.87 | 53.88 % |

45

| SRC FD | PRIOR YEAR ACTUAL | REVISED BUDGET | 01/01/10 01/31/10 | FISCAL YEAR 200907 RECEIVED THRU 01/31/10 | REMAINING ON 01/31/10 | PERCENT REMAINING |
|----------------------------|-------------------|----------------|----------------------|--|-----------------------|-------------------|
| 092 INTEREST | 13,713.19 | 18,000 | 0.00 | 0.00 | 18,000.00 | 100.00 % |
| 099 MISC LOCAL REVENUE | 17,927.80 | 0 | 2,518.07 | 3,795.44 | 3,795.44- | 0.00 % |
| 319 STATE AID | 163,502.01 | 152,905 | 14,388.38 | 78,806.04 | 74,098.96 | 48.46 % |
| 400 <DESC. NOT FOUND> | 0.00 | 0 | 0.00 | 26,000.00 | 26,000.00- | 0.00 % |
| 471 FEDERAL AID | 227,523.62 | 225,450 | 21,984.75 | 118,886.75 | 106,563.25 | 47.26 % |
| 472 FREE/REDUCED AID | 927,791.12 | 992,400 | 99,768.21 | 532,547.36 | 459,852.64 | 46.33 % |
| 473 COMMODITY CASH REBATES | 67,543.41 | 50,000 | 4,166.01 | 27,648.96 | 22,351.04 | 44.70 % |
| 474 COMMODITY DIST PROG | 152,074.84 | 100,000 | 0.00 | 0.00 | 100,000.00 | 100.00 % |
| 475 SPECIAL MILK PROGRAM | 6,710.66 | 4,855 | 144.32 | 1,422.24 | 3,432.76 | 70.70 % |
| 476 FED SCH BREAKFAST PRG | 284,194.59 | 281,900 | 24,885.76 | 133,836.16 | 148,063.84 | 52.52 % |
| 601 SALES TO PUPILS | 2,487,099.14 | 2,507,697 | 237,318.02 | 1,146,554.09 | 1,361,142.91 | 54.27 % |
| 606 SALES TO ADULTS | 49,506.40 | 48,800 | 4,499.60 | 20,670.00 | 28,130.00 | 57.64 % |
| 608 SPEC FUNCTION-FOOD | 122,908.60 | 32,200 | 7,577.73 | 27,355.82 | 4,844.18 | 15.04 % |
| 622 SALE OF MATERIALS | 526.10 | 0 | 0.00 | 0.00 | 0.00 | 0.00 % |
| 624 SALE OF EQUIPMENT | 0.00 | 0 | 2,280.00- | 1,500.00 | 1,500.00- | 0.00 % |
| 631 <DESC. NOT FOUND> | 260,158.79 | 0 | 0.00 | 0.00 | 0.00 | 0.00 % |
| *** 02 FOOD SERVICE | 4,781,180.27 | 4,414,207 | 414,970.85 | 2,119,022.86 | 2,295,184.14 | 51.99 % |

46

| SRC FD | PRIOR YEAR ACTUAL | REVISED BUDGET | 01/01/10 TO 01/31/10 | FISCAL YEAR 200907 RECEIVED THRU 01/31/10 | REMAINING ON 01/31/10 | PERCENT REMAINING |
|--------|-------------------|----------------|----------------------|---|-----------------------|-------------------|
| 001 04 | 732,476.36 | 775,917 | 7,597.04- | 371,739.35 | 404,177.65 | 52.09 % |
| 004 | 0.00 | 0 | 0.00 | 22.74 | 22.74- | 0.00 % |
| 009 | 86,629.00 | 106,511 | 43,818.16 | 95,373.52 | 11,137.48 | 10.45 % |
| 019 | 91.81 | 0 | 0.00 | 111.72 | 111.72- | 0.00 % |
| 040 | 4,558,131.12 | 4,508,700 | 886,362.58 | 2,461,654.69 | 2,047,045.31 | 45.40 % |
| 050 | 54,214.00 | 67,300 | 4,167.40 | 17,392.96 | 49,907.04 | 74.15 % |
| 060 | 3,684.60 | 2,750 | 1,183.00 | 2,369.91 | 380.09 | 13.82 % |
| 47 092 | 12,723.49 | 5,000 | 0.00 | 0.85 | 4,999.15 | 99.98 % |
| 093 | 72,335.58 | 40,000 | 5,249.52 | 28,457.40 | 11,542.60 | 28.85 % |
| 096 | 46,391.75 | 14,720 | 2,861.00 | 50,317.59 | 35,597.59- | 241.83-% |
| 099 | 97,948.00 | 94,188 | 434.15 | 13,970.06 | 80,217.94 | 85.16 % |
| 227 | 465.87 | 0 | 0.00 | 165.93 | 165.93- | 0.00 % |
| 234 | 38,120.30 | 38,119 | 0.00 | 3,811.84 | 34,307.16 | 90.00 % |
| 258 | 414.70 | 415 | 0.00 | 41.53 | 373.47 | 89.99 % |
| 300 | 923,993.08 | 771,738 | 1,238.30 | 339,488.21 | 432,249.79 | 56.00 % |
| 301 | 105,549.64 | 116,610 | 14.49 | 89,449.70 | 27,160.30 | 23.29 % |
| 400 | 43,466.50 | 55,671 | 0.00 | 0.00 | 55,671.00 | 100.00 % |

| SRC FD | PRIOR YEAR ACTUAL | < - - - - - REVISED BUDGET | FISCAL YEAR 200907 | | - - - - -> | |
|--------------------------|-------------------------|----------------------------------|----------------------|---------------------------|--------------------------|----------------------|
| | | | 01/01/10 01/31/10 | RECEIVED THRU 01/31/10 | REMAINING ON 01/31/10 | PERCENT REMAINING |
| 477 04 | 580.96 | 500 | 0.00 | 0.00 | 500.00 | 100.00 % |
| 477 CASH IN LIEU/COMMODY | | | | | | |
| 621 MAT PUR FOR RESALE | 12,950.58 | 12,240 | 620.31 | 15,017.67 | 2,777.67- | 22.69-% |
| 622 SALE OF MATERIALS | 11,295.56 | 3,000 | 0.00 | 0.00 | 3,000.00 | 100.00 % |
| 631 <DESC. NOT FOUND> | 660,020.77 | 0 | 0.00 | 0.00 | 0.00 | 0.00 % |
| 649 TRANSFER FROM OTH FD | 0.00 | 165,891 | 0.00 | 0.00 | 165,891.00 | 100.00 % |
| *** 04 COMMUNITY SERVICE | 7,461,483.67 | 6,779,270 | 938,351.87 | 3,489,385.67 | 3,289,884.33 | 48.52 % |

| SRC FD | PRIOR YEAR ACTUAL | < - - - - -> | FISCAL YEAR 200907 | | REMAINING PERCENT | | |
|-------------------------|-------------------|--------------|--------------------|----------------------|---------------------------|-------------|-----------|
| | | | REVISIED BUDGET | 01/01/10 01/31/10 | RECEIVED THRU 01/31/10 | ON 01/31/10 | REMAINING |
| 001 06 | | | | | | | |
| 001 MAINTENANCE LEVY | 1,997,143.00 | 1,650,239 | 1,650,239.00 | 1,650,239.00 | | 0.00 | 0.00 % |
| 092 INTEREST EARNINGS | 501,568.89 | 585,000 | 611.97 | 557,028.73 | | 27,971.27 | 4.78 % |
| *** 06 CAPITAL PROJECTS | 2,498,711.89 | 2,235,239 | 1,650,850.97 | 2,207,267.73 | | 27,971.27 | 1.25 % |

| SRC FD | PRIOR YEAR ACTUAL | REVISED BUDGET | 01/01/10 01/31/10 | FISCAL YEAR 200907 RECEIVED THRU 01/31/10 | REMAINING ON 01/31/10 | PERCENT REMAINING |
|--------|-------------------|----------------|----------------------|--|-----------------------|-------------------|
| 001 07 | 5,445,543.72 | 5,924,533 | 879,936.42- | 912,374.82 | 5,012,158.18 | 84.60 % |
| 004 | 0.00 | 0 | 0.00 | 109.14 | 109.14- | 0.00 % |
| 009 | 647,016.00 | 815,125 | 337,352.13 | 711,088.35 | 104,036.65 | 12.76 % |
| 019 | 446.89 | 0 | 0.00 | 536.22 | 536.22- | 0.00 % |
| 092 | 59,221.30 | 60,000 | 0.00 | 0.00 | 60,000.00 | 100.00 % |
| 234 | 284,847.24 | 305,394 | 18,721.45 | 157,567.61 | 147,826.39 | 48.40 % |
| 258 | 3,104.22 | 3,104 | 94.57 | 2,670.55 | 433.45 | 13.96 % |
| 07 | 6,440,179.37 | 7,108,156 | 523,768.27- | 1,784,346.69 | 5,323,809.31 | 74.89 % |

50

| SRC FD | PRIOR YEAR | FISCAL YEAR 200907 | | | REMAINING ON 01/31/10 | PERCENT REMAINING |
|--------------------------|---------------|--------------------|----------------------|---------------------------|--------------------------|----------------------|
| | | REVISED BUDGET | 01/01/10 01/31/10 | RECEIVED THRU 01/31/10 | | |
| 099 08 | ACTUAL | | | | | |
| 099 MISC LOCAL REVENUE | 867,174.96 | 925,000 | 92,517.61 | 434,956.27 | 490,043.73 | 52.97 % |
| *** 08 FLEX BENEFIT FUND | 867,174.96 | 925,000 | 92,517.61 | 434,956.27 | 490,043.73 | 52.97 % |

| SRC FD | PRIOR YEAR ACTUAL | < - - - - - REVISED BUDGET | FISCAL YEAR 200907 | | - - - - -> | |
|-------------------------|-------------------------|----------------------------------|----------------------|---------------------------|--------------------------|----------------------|
| | | | 01/01/10 01/31/10 | RECEIVED THRU 01/31/10 | REMAINING ON 01/31/10 | PERCENT REMAINING |
| 092 09 | | | | | | |
| 092 INTEREST EARNINGS | 1,170.60 | 1,300 | 0.00 | 0.00 | 1,300.00 | 100.00 % |
| 096 GIFTS | 40,042.00 | 22,000 | 0.00 | 540.00 | 21,460.00 | 97.54 % |
| 099 MISC LOCAL REVENUE | 15,259.18 | 5,000 | 0.00 | 0.00 | 5,000.00 | 100.00 % |
| *** 09 SCHOLARSHIP FUND | 56,471.78 | 28,300 | 0.00 | 540.00 | 27,760.00 | 98.09 % |

| SRC FD | PRIOR YEAR ACTUAL | FISCAL YEAR 200907 | | | REMAINING PERCENT | |
|--------------------------------|-------------------------|-----------------------|----------------------|---------------------------|-------------------|-----------|
| | | REVIS ED BUDGET | 01/01/10 01/31/10 | RECEIVED THRU 01/31/10 | ON 01/31/10 | REMAINING |
| 092 INTEREST EARNINGS | 681.99 | 750 | 0.00 | 0.00 | 750.00 | 100.00 % |
| 099 MISC LOCAL REVENUE | 46,421.04 | 43,825 | 3,976.58 | 19,882.90 | 23,942.10 | 54.63 % |
| *** 10 PRIN EARLY RET INS FUND | 47,103.03 | 44,575 | 3,976.58 | 19,882.90 | 24,692.10 | 55.39 % |

| SRC FD | PRIOR YEAR | FISCAL YEAR 200907 | | | REMAINING PERCENT | |
|---------------------------------|------------|--------------------|----------------------|---------------------------|-------------------|-----------|
| | | REVIS ED BUDGET | 01/01/10 01/31/10 | RECEIVED THRU 01/31/10 | ON 01/31/10 | REMAINING |
| 092 11 | ACTUAL | | | | | |
| 092 INTEREST EARNINGS | 66.59 | 100 | 0.00 | 0.00 | 100.00 | 100.00 % |
| *** 11 RHEAUME EDUCATIONAL FUND | 66.59 | 100 | 0.00 | 0.00 | 100.00 | 100.00 % |

STATEMENT OF REVENUE

DIST 191 Burnsville-Eagan-Savage ISD191 ACCOUNTING PERIOD 01/01/10 TO 01/31/10

| SRC FD | PRIOR YEAR | FISCAL YEAR 200907 | | | REMAINING ON 01/31/10 | PERCENT REMAINING |
|-----------------------------|------------|--------------------|----------------------|---------------------------|-----------------------|-------------------|
| | | REVISED BUDGET | 01/01/10 01/31/10 | RECEIVED THRU 01/31/10 | | |
| 092 12 | ACTUAL | | | | | |
| 092 INTEREST EARNINGS | 71.44 | 0 | 0.00 | 0.00 | 0.00 | 0.00 % |
| *** 12 K ROGERS SCHOLARSHIP | 71.44 | 0 | 0.00 | 0.00 | 0.00 | 0.00 % |

| SRC FD | PRIOR YEAR | FISCAL YEAR 200907 | | | REMAINING PERCENT | |
|--------------------------|---------------|--------------------|----------------------|---------------------------|-------------------|-----------|
| | | REVIS ACTUAL | 01/01/10 01/31/10 | RECEIVED THRU 01/31/10 | ON 01/31/10 | REMAINING |
| 099 15 | | | | | | |
| 099 MISC LOCAL REVENUE | 0.00 | 67,814 | 13,188.21 | 25,050.68 | 42,763.32 | 63.05 % |
| *** 15 <DESC. NOT FOUND> | 0.00 | 67,814 | 13,188.21 | 25,050.68 | 42,763.32 | 63.05 % |

| SRC FD | PRIOR YEAR ACTUAL | < - - - - - REVISED BUDGET | FISCAL YEAR 200907 | | - - - - -> | |
|------------------------|-------------------------|----------------------------------|----------------------|---------------------------|--------------------------|----------------------|
| | | | 01/01/10 01/31/10 | RECEIVED THRU 01/31/10 | REMAINING ON 01/31/10 | PERCENT REMAINING |
| 092 INTEREST EARNINGS | 6,743.22 | 3,000 | 0.00 | 0.00 | 3,000.00 | 100.00 % |
| 099 MISC LOCAL REVENUE | 903,107.62 | 960,330 | 0.00 | 0.00 | 960,330.00 | 100.00 % |
| *** 20 ISF - DENTAL | 909,850.84 | 963,330 | 0.00 | 0.00 | 963,330.00 | 100.00 % |

| SRC FD | PRIOR YEAR ACTUAL | REVISED BUDGET | FISCAL YEAR 200907 | | REMAINING ON 01/31/10 | PERCENT REMAINING |
|--------------------------------------|-------------------|----------------|----------------------|------------------------|-----------------------|-------------------|
| | | | 01/01/10 TO 01/31/10 | RECEIVED THRU 01/31/10 | | |
| 092 21 | 10,416.58 | 7,500 | 0.00 | 0.00 | 7,500.00 | 100.00 % |
| 092 INTEREST EARNINGS | | | | | | |
| 099 MISC LOCAL REVENUE | 530,439.51 | 650,000 | 0.00 | 0.00 | 650,000.00 | 100.00 % |
| *** 21 ISF - POST RETIREMENT BENEFIT | 540,856.09 | 657,500 | 0.00 | 0.00 | 657,500.00 | 100.00 % |

| SRC FD | PRIOR YEAR | FISCAL YEAR 200907 | | | REMAINING PERCENT | |
|--------------------------------|------------|--------------------|----------------------|---------------------------|-------------------|-----------|
| | | REVISIED BUDGET | 01/01/10 01/31/10 | RECEIVED THRU 01/31/10 | ON 01/31/10 | REMAINING |
| 099 22 | ACTUAL | | | | | |
| 099 MISC LOCAL REVENUE | 467.49 | 0 | 0.00 | 0.00 | 0.00 | 0.00 % |
| 649 TRANSFERS BETWEEN FUNDS | 0.00 | 2,600,000 | 0.00 | 0.00 | 2,600,000.00 | 100.00 % |
| *** 22 ISF - HEALTH SELECT 105 | 467.49 | 2,600,000 | 0.00 | 0.00 | 2,600,000.00 | 100.00 % |

| SRC FD | PRIOR YEAR ACTUAL | < - - - - - REVISED BUDGET | FISCAL YEAR 200907 | | - - - - -> | |
|-----------------------------|-------------------------|----------------------------------|----------------------|---------------------------|--------------------------|----------------------|
| | | | 01/01/10 01/31/10 | RECEIVED THRU 01/31/10 | REMAINING ON 01/31/10 | PERCENT REMAINING |
| 090 <DESC. NOT FOUND> | 9,881.40- | 0 | 0.00 | 0.00 | 0.00 | 0.00 % |
| 092 INTEREST REVENUE | 30,266.52 | 0 | 295.10 | 7,412.85 | 7,412.85- | 0.00 % |
| 614 <DESC. NOT FOUND> | 18,697,520.14 | 856,000 | 0.00 | 0.00 | 856,000.00 | 100.00 % |
| 616 <DESC. NOT FOUND> | 380,918.91 | 808,000 | 55,714.48 | 168,780.40 | 639,219.60 | 79.11 % |
| *** 25 OPEB REVOCABLE TRUST | 19,098,824.17 | 1,664,000 | 56,009.58 | 176,193.25 | 1,487,806.75 | 89.41 % |

| SRC FD | PRIOR YEAR ACTUAL | REVISED BUDGET | 01/01/10 01/31/10 | FISCAL YEAR 200907 RECEIVED THRU 01/31/10 | REMAINING ON 01/31/10 | PERCENT REMAINING |
|---------------------------------|-------------------|----------------|----------------------|--|-----------------------|-------------------|
| 092 47 | 1,534.28 | 0 | 786,698.53 | 786,698.53 | 786,698.53- | 0.00 % |
| 092 INTEREST EARNINGS | | | | | | |
| 649 TRANSFERS BETWEEN FUNDS | 781,889.58 | 0 | 0.00 | 0.00 | 0.00 | 0.00 % |
| *** 47 POST EMPLOYMENT BENEFITS | 783,423.86 | 0 | 786,698.53 | 786,698.53 | 786,698.53- | 0.00 % |
| *** REPORT TOTALS: | 175,387,115.43 | 136,048,053 | 12,241,845.25 | 61,109,977.71 | 74,938,075.29 | 55.08 % |

STATEMENT OF EXPENDITURES

DIST 191 Burnsville-Eagan-Savage ISD191 ACCOUNTING PERIOD 01/01/10 TO 01/31/10

ACCT STATUS: Active and Next Year Accts ACCOUNT RANGES: 01- TO 99-

ZERO BALANCES: Suppress Zero Balances

SORTED BY: ACCOUNT FD ORG

SUBTOTALLED BY: ACCOUNT FD

SERIES TOTALS: <None Selected>

PAGE BREAK ON: <None Selected>

| FD | PRIOR YEAR ACTUAL | < REVISED BUDGET | 01/01/10 TO 01/31/10 | FISCAL YEAR 200907 EXPENDED THRU 01/31/10 | ENCUMBERED THRU 01/31/10 | REMAINING ON 01/31/10 | PERCENT REMAINING |
|-----------------------------------|-------------------|------------------|----------------------|---|--------------------------|-----------------------|-------------------|
| 01 GENERAL | 116,605,174.63 | 107,585,774 | 7,678,040.87 | 48,769,041.93 | 302,918.57 | 58,513,813.50 | 54.38 % |
| 02 FOOD SERVICE | 4,673,665.39 | 4,431,964 | 420,095.31 | 2,186,110.92 | 2,295.01 | 2,243,558.07 | 50.62 % |
| 03 TRANSPORTATION | 5,625,730.65 | 6,159,096 | 1,061,711.67 | 2,923,985.26 | | 3,235,110.74 | 52.52 % |
| 04 COMMUNITY SERVICE | 7,400,982.50 | 6,779,270 | 565,196.99 | 3,649,759.13 | 2,402.70 | 3,127,108.17 | 46.12 % |
| 06 CAPITAL PROJECTS | 16,489,410.26 | 12,054,353 | 181,370.16 | 9,795,930.28 | 73,005.51 | 2,185,417.21 | 18.12 % |
| 07 DEBT SERVICE | 6,754,065.83 | 6,993,282 | 6,151,230.82 | 7,770,972.08 | | 777,690.08 | 11.12 % |
| 08 FLEX BENEFIT FUND | 854,633.67 | 925,000 | 64,870.81 | 496,139.18 | | 428,860.82 | 46.36 % |
| 09 SCHOLARSHIP FUND | 47,589.50 | 42,000 | 0.00 | 15,966.25 | | 26,033.75 | 61.98 % |
| 10 PRIN EARLY RET INS FUND | 93,885.24 | 111,872 | 8,417.54 | 42,087.70 | | 69,784.30 | 62.37 % |
| 15 CAFE | 0.00 | 69,419 | 10,594.24 | 30,157.59 | | 39,261.41 | 56.55 % |
| 20 ISF - DENTAL | 897,038.47 | 900,000 | 87,661.69 | 569,185.11 | | 330,814.89 | 36.75 % |
| 21 ISF - POST RETIREMENT BENEFITS | 225,732.63 | 1,245,720 | 0.00 | 118,444.76 | | 1,127,275.24 | 90.49 % |
| 22 ISF - HEALTH SELECT 105 | 2,595,313.32 | 0 | 0.00 | 0.00 | | 0.00 | 0.00 % |
| 25 OPEB REVOCABLE TRUST | 1,960,918.60 | 1,960,005 | 118,127.59 | 356,062.64 | | 1,603,942.36 | 81.83 % |
| 47 <DESC. NOT FOUND> | 0.00 | 781,890 | 0.00 | 0.00 | | 781,890.00 | 100.00 % |
| *** REPORT TOTALS: | 164,224,140.69 | 150,039,645 | 16,347,317.69 | 76,723,842.83 | 380,621.79 | 72,935,180.38 | 48.61 % |

BURNSVILLE-EAGAN-SAVAGE

Independent School District 191

DISTRICT EXPENDITURE BUDGET

BY

OBJECT

WITHIN FUND

January, 2010

STATEMENT OF EXPENDITURES

DIST 191 Burnsville-Eagan-Savage ISD191 ACCOUNTING PERIOD 01/01/10 TO 01/31/10

ACCT STATUS: Active and Next Year Accts ACCOUNT RANGES: 01 TO 99-999
 ZERO BALANCES: Suppress Zero Balances
 SORTED BY: ACCOUNT FD OBJ
 SUBTOTALLED BY: ACCOUNT FD OBJ
 SERIES TOTALS: ACCOUNT OBJ
 PAGE BREAK ON: <None Selected>

| OBJ FD | PRIOR YEAR ACTUAL | REVISD BUDGET | 01/01/10 TO 01/31/10 | FISCAL YEAR 200907 EXPENDED THRU 01/31/10 | ENCUMBERED THRU 01/31/10 | REMAINING ON 01/31/10 | PERCENT REMAINING |
|---------------------------------|-------------------|---------------|----------------------|---|--------------------------|-----------------------|-------------------|
| 100 01 | | | | | | | |
| 100 SALARY CONTINGENCY | 0.00 | 2,315,908 | 0.00 | 0.00 | | 2,315,908.00 | 100.00 % |
| 101 SALARIES PAYABLE | 0.00 | 0 | 0.00 | 1,401.27- | | 1,401.27 | 0.00 % |
| 110 ADMINISTRATION/SUPERVISION | 4,307,849.79 | 4,315,790 | 338,617.99 | 2,383,773.57 | | 1,932,016.43 | 44.76 % |
| 117 MANAGERIAL-OPERATIONS | 290,930.00 | 290,930 | 24,244.20 | 169,709.40 | | 121,220.60 | 41.66 % |
| 140 LICENSED CLASSROOM | 33,466,134.73 | 32,408,152 | 2,718,957.70 | 14,663,625.08 | | 17,744,526.92 | 54.75 % |
| 141 NON-LIC - CLASSROOM | 4,155,531.59 | 759,118 | 54,745.95 | 297,755.36 | | 461,362.64 | 60.77 % |
| 143 LIC - CLASSROOM SUPPORT | 8,237,518.03 | 5,420,547 | 461,162.99 | 2,484,937.27 | | 2,935,609.73 | 54.15 % |
| 144 NON-LIC - CLASSROOM SUPPORT | 856,868.50 | 1,028,216 | 58,897.12 | 391,874.87 | | 636,341.13 | 61.88 % |
| 145 SUBSTITUTE TEACHERS | 1,088,682.04 | 1,136,080 | 97,552.43 | 483,725.62 | | 652,354.38 | 57.42 % |
| 146 SUBSTITUTE NON-LIC INSTRUCT | 197,331.60 | 127,950 | 13,140.29 | 68,105.69 | | 59,844.31 | 46.77 % |
| 151 OCCUPATIONAL THERAPIST | 0.00 | 536,548 | 44,188.22 | 257,781.35 | | 278,766.65 | 51.95 % |
| 152 SPEECH/LANGUAGE PATHOLOGIST | 0.00 | 1,413,012 | 119,454.92 | 675,129.41 | | 737,882.59 | 52.22 % |
| 154 SCHOOL NURSE | 0.00 | 565,778 | 48,430.38 | 264,038.90 | | 301,739.10 | 53.33 % |
| 156 SCHOOL SOCIAL WORKER | 0.00 | 221,708 | 18,184.33 | 98,703.46 | | 123,004.54 | 55.48 % |
| 157 SCHOOL PSYCHOLOGIST | 0.00 | 626,634 | 54,154.11 | 285,478.03 | | 341,155.97 | 54.44 % |

64

| OBJ FD | PRIOR YEAR | REVISED BUDGET | 01/01/10 01/31/10 | FISCAL YEAR 200907 EXPENDED THRU 01/31/10 | ENCUMBERED THRU 01/31/10 | REMAINING ON 01/31/10 | PERCENT REMAINING |
|--|---------------|----------------|----------------------|---|-----------------------------|--------------------------|----------------------|
| 161 01 | 0.00 | 2,839,759 | 237,757.08 | 1,179,100.38 | | 1,660,658.62 | 58.47 % |
| 161 EA PERSONAL CARE ASSISTANT | | | | | | | |
| 162 ONE TO ONE EA | 0.00 | 99,181 | 5,719.94 | 28,543.61 | | 70,637.39 | 71.22 % |
| 163 EMPLOYEE INTERPRETER | 0.00 | 799 | 330.00 | 1,310.00 | | 511.00- | 63.95-% |
| 165 SCHOOL COUNSELOR | 0.00 | 693,776 | 57,915.39 | 311,830.39 | | 381,945.61 | 55.05 % |
| 170 SEC-CLERICAL-OTHER | 2,815,626.24 | 2,871,443 | 238,519.27 | 1,525,617.93 | | 1,345,825.07 | 46.86 % |
| 171 TEMPORARY & OVERTIME | 169,483.76 | 268,473 | 8,933.89 | 81,723.39 | | 186,749.61 | 69.55 % |
| 172 TECHNOLOGY SALARIES | 183,072.29 | 198,967 | 17,017.74 | 128,388.97 | | 70,578.03 | 35.47 % |
| 174 CUSTODIAL SALARIES | 3,215,072.35 | 3,421,687 | 333,382.80 | 1,925,416.19 | | 1,496,270.81 | 43.72 % |
| 175 CULTURAL LIASION | 0.00 | 159,106 | 12,999.92 | 63,754.07 | | 95,351.93 | 59.92 % |
| 176 DRIVERS SALARIES | 68,371.68 | 62,169 | 5,088.58 | 37,997.37 | | 24,171.63 | 38.88 % |
| 179 DAPE SPECIALISTS | 118,920.40 | 344,003 | 52,738.21 | 155,465.29 | | 188,537.71 | 54.80 % |
| 185 LIC INSTR - OTHER | 3,279,986.36 | 2,564,475 | 146,709.32 | 1,271,375.50 | | 1,293,099.50 | 50.42 % |
| 186 NON-LIC INSTR - OTHER | 489,623.84 | 489,218 | 45,562.99 | 315,979.47 | | 173,238.53 | 35.41 % |
| 191 SEVERANCE PAY | 530,439.51 | 1,000,000 | 0.00 | 0.02 | | 999,999.98 | 99.99 % |
| 195 CHARGEBACK SALARIES | 0.00 | 48,000- | 0.00 | 0.00 | | 48,000.00- | 100.00 % |
| 199 OFFICIALS-JUDGE-TIMEKPRS | 29,174.19 | 29,401 | 3,779.98 | 17,229.55 | | 12,171.45 | 41.39 % |
| ** TOTAL OBJ SERIES: 100-199 SALARIES AND WAGES | 63,500,616.90 | 66,160,828 | 5,218,185.74 | 29,566,968.87 | | 36,593,859.13 | 55.31 % |

65

| OBJ FD | PRIOR YEAR ACTUAL | REVISED BUDGET | 01/01/10 01/31/10 | FISCAL YEAR 200907 EXPENDED THRU 01/31/10 | ENCUMBERED THRU 01/31/10 | REMAINING ON 01/31/10 | PERCENT REMAINING |
|---|-------------------|----------------|----------------------|--|-----------------------------|--------------------------|----------------------|
| 201 01 | 18,404.00 | 32,000 | 6,476.31 | 21,469.06 | | 10,530.94 | 32.90 % |
| 210 FICA | 4,605,560.78 | 4,679,777 | 380,418.94 | 2,212,249.86 | | 2,467,527.14 | 52.72 % |
| 214 PERA | 868,177.39 | 884,536 | 78,661.69 | 478,400.87 | | 406,135.13 | 45.91 % |
| 218 TRA | 2,691,433.78 | 2,706,288 | 221,881.36 | 1,290,762.04 | | 1,415,525.96 | 52.30 % |
| 220 HEALTH INSURANCE | 11,248,283.61 | 12,439,968 | 1,098,105.98 | 5,796,637.89 | | 6,643,330.11 | 53.40 % |
| 230 LIFE INSURANCE | 81,080.65 | 77,849 | 6,917.75 | 35,616.35 | | 42,232.65 | 54.24 % |
| 235 DENTAL INSURANCE | 564,053.72 | 577,648 | 50,917.68 | 267,723.99 | | 309,924.01 | 53.65 % |
| 240 LONG TERM DISABILITY | 377,380.03 | 377,873 | 31,899.44 | 166,831.48 | | 211,041.52 | 55.84 % |
| 250 TSA MATCH | 518,239.13 | 553,444 | 47,257.78 | 268,797.32 | | 284,646.68 | 51.43 % |
| 251 HEALTH REIMBURSEMENT | 9,308.01 | 6,025 | 0.00 | 3,800.00 | | 2,225.00 | 36.92 % |
| 252 HEALTH SAVINGS PLAN | 1,499,208.58 | 0 | 16,766.50 | 61,543.02 | | 61,543.02- | 0.00 % |
| 253 TSA - DISTRICT MATCH | 0.00 | 0 | 16,766.50 | 60,407.98 | | 60,407.98- | 0.00 % |
| 270 WORKERS COMP INS | 236,303.28 | 399,298 | 15,460.11 | 159,517.49 | | 239,780.51 | 60.05 % |
| 280 REEMPLOYMENT COMP INS | 109,740.66 | 170,000 | 0.00 | 163,344.25 | | 6,655.75 | 3.91 % |
| 290 <DESC. NOT FOUND> | 16,224,980.43 | 0 | 0.00 | 0.00 | | 0.00 | 0.00 % |
| 295 EMPLOYEE BENEFITS CHGBK | 0.00 | 12,000- | 0.00 | 0.00 | | 12,000.00- | 100.00 % |
| ** TOTAL OBJ SERIES: 200-299 EMPLOYEE BENEFITS | 39,052,154.05 | 22,892,706 | 1,971,530.04 | 10,987,101.60 | | 11,905,604.40 | 52.00 % |

99

| OBJ FD | PRIOR YEAR ACTUAL | REVISED BUDGET | 01/01/10 01/31/10 | FISCAL YEAR 200907 EXPENDED THRU 01/31/10 | ENCUMBERED THRU 01/31/10 | REMAINING ON 01/31/10 | PERCENT REMAINING |
|------------------------------------|-------------------|----------------|----------------------|--|-----------------------------|--------------------------|----------------------|
| 300 01 | | | | | | | |
| 300 PURCHASED SERVICES CONTINGENCY | 0.00 | 100,000 | 0.00 | 0.00 | | 100,000.00 | 100.00 % |
| 303 FED AWARDS UNDER \$25,000 | 0.00 | 437,285 | 18,104.76 | 49,324.25 | | 387,960.75 | 88.72 % |
| 304 <DESC. NOT FOUND> | 0.00 | 3,593 | 0.00 | 0.00 | | 3,593.00 | 100.00 % |
| 305 PROF & TECH SERV | 1,564,571.07 | 1,242,072 | 96,615.61 | 604,086.45 | 8,433.50 | 629,552.05 | 50.68 % |
| 310 SCHOOL BOARD PER DIEM | 42,600.00 | 42,600 | 3,550.00 | 24,850.00 | | 17,750.00 | 41.66 % |
| 319 OTHER PERSONAL SERVICES | 79,114.12 | 130,193 | 11,441.21 | 56,164.69 | | 74,028.31 | 56.86 % |
| 320 COMMUNICATION SERVICES | 312,831.02 | 403,190 | 16,154.13 | 186,711.56 | 12,000.00 | 204,478.44 | 50.71 % |
| 67 321 PHONE-LONG DISTANCE | 1,456.44 | 2,501 | 222.94 | 749.09 | | 1,751.91 | 70.04 % |
| 325 INTERDEPT POSTAGE | 41,574.88 | 51,335 | 2,199.83 | 26,543.28 | | 24,791.72 | 48.29 % |
| 329 POSTAGE & PARCEL SERVICES | 35,573.80 | 47,441 | 2,843.60 | 19,007.11 | | 28,433.89 | 59.93 % |
| 330 ELECTRICITY | 796,064.78 | 646,800 | 77,348.74 | 407,528.77 | | 239,271.23 | 36.99 % |
| 331 WATER & SEWER | 215,136.80 | 232,700 | 16,083.73 | 103,853.09 | | 128,846.91 | 55.37 % |
| 332 FIRM GAS | 133,176.52 | 108,650 | 12,377.15 | 38,710.99 | | 69,939.01 | 64.37 % |
| 333 INTERRUPTIBLE GAS | 439,290.75 | 602,000 | 88,466.66 | 151,374.96 | | 450,625.04 | 74.85 % |
| 334 REFUSE REMOVAL | 41,270.13 | 40,000 | 4,659.63 | 32,336.45 | | 7,663.55 | 19.15 % |
| 340 PROPERTY/LIABILITY INSURANCE | 195,088.10 | 280,000 | 16,077.60 | 170,113.63 | | 109,886.37 | 39.24 % |
| 341 LIABILITY INSURANCE | 0.00 | 120,000 | 0.00 | 0.00 | | 120,000.00 | 100.00 % |

| OBJ FD | PRIOR YEAR ACTUAL | REVISED BUDGET | 01/01/10 01/31/10 | FISCAL YEAR 200907 EXPENDED THRU 01/31/10 | ENCUMBERED THRU 01/31/10 | REMAINING ON 01/31/10 | PERCENT REMAINING |
|-----------------------------------|-------------------|----------------|----------------------|--|-----------------------------|--------------------------|----------------------|
| 350 01 | | | | | | | |
| 350 REPAIRS/MAINT SERVICES | 304,118.59 | 342,427 | 32,270.11 | 220,539.91 | 8,918.34 | 112,968.75 | 32.99 % |
| 351 REPAIR/MAINT - BLDG | 321,713.19 | 470,500 | 29,516.45 | 165,403.47 | 1,110.32 | 303,986.21 | 64.60 % |
| 352 REPAIR/MAINT VEHICLE | 29,111.05 | 20,000 | 1,362.99 | 4,058.77 | | 15,941.23 | 79.70 % |
| 353 REPAIR/MAINT - SITE | 19,839.51 | 7,960 | 0.00 | 12,064.50 | | 4,104.50- | 51.56-% |
| 357 DEAF INTERPRETER | 0.00 | 1,936 | 211.00 | 1,216.50 | | 719.50 | 37.16 % |
| 358 CONSULTANT INTERPERTER | 0.00 | 55,952 | 2,647.00 | 25,491.25 | | 30,460.75 | 54.44 % |
| 360 TRANS-CONTRACTS | 46.76 | 202,519 | 224.88 | 600.12 | | 201,918.88 | 99.70 % |
| 361 TRANS-CONTRACTS | 189,581.42 | 168,667 | 26,193.57 | 99,745.70 | | 68,921.30 | 40.86 % |
| 363 SNOW REMOVAL | 13,257.71 | 12,000 | 7,601.47 | 7,601.47 | | 4,398.53 | 36.65 % |
| 365 TRANS-FUEL CHARGBACK | 18,771.41 | 14,652 | 4,280.70 | 9,186.39 | | 5,465.61 | 37.30 % |
| 366 TRAVEL/CONFERENCES | 229,031.84 | 290,065 | 21,487.63 | 95,820.03 | 2,948.00 | 191,296.97 | 65.94 % |
| 368 FEDERAL OUT-OF-STATE TRAVEL | 0.00 | 6,000 | 872.20 | 2,454.06 | | 3,545.94 | 59.09 % |
| 369 ENTRY FEES/STUDENT TRAV ALLOW | 0.00 | 185 | 0.00 | 185.00 | | 0.00 | 0.00 % |
| 370 RENTALS & LEASES | 684,993.83 | 883,598 | 77,865.36 | 530,539.16 | 30,622.20 | 322,436.64 | 36.49 % |
| 380 ADVERTISING | 46,364.66 | 57,600 | 647.26 | 8,836.44 | | 48,763.56 | 84.65 % |
| 381 PRINTING-BINDING | 71,004.05 | 106,915 | 9,338.79 | 52,842.52 | 67.00 | 54,005.48 | 50.51 % |
| 385 INTERDEPT PRINTING | 21.55 | 6,205 | 0.00 | 62.99- | | 6,267.99 | 101.01 % |

88

| OBJ FD | PRIOR YEAR ACTUAL | REVISED BUDGET | 01/01/10 TO 01/31/10 | FISCAL YEAR 200907 EXPENDED THRU 01/31/10 | ENCUMBERED THRU 01/31/10 | REMAINING ON 01/31/10 | PERCENT REMAINING |
|---|-------------------|----------------|----------------------|---|--------------------------|-----------------------|-------------------|
| 390 01 | | | | | | | |
| 390 TUITION-MN ISD | 820,860.26 | 841,700 | 41,603.21 | 374,710.42 | | 466,989.58 | 55.48 % |
| 391 COST SHARING PAYMTS-MN ISD | 23,288.85 | 30,000 | 0.00 | 0.00 | | 30,000.00 | 100.00 % |
| 393 SPEC ED CONTRACTED SERVICES | 30,892.33 | 10,000 | 1,675.08 | 11,756.02 | | 1,756.02- | 17.56-% |
| 394 REGIST/ENTRY FEES | 243,745.86 | 274,939 | 19,339.90 | 184,988.39 | | 89,950.61 | 32.71 % |
| 396 SALARIES | 331,004.57 | 271,400 | 401,449.00 | 401,449.00 | | 130,049.00- | 47.91-% |
| 397 BENEFITS | 114,900.10 | 94,068 | 0.00 | 0.00 | | 94,068.00 | 100.00 % |
| 398 MISC CHARGEBACK | 124,500.00- | 104,538- | 0.00 | 110,000.00- | | 5,462.00 | 5.22-% |
| 69** TOTAL OBJ SERIES: 300-399 PURCHASED SERVICES | 7,265,795.95 | 8,555,110 | 1,044,732.19 | 3,970,780.45 | 64,099.36 | 4,520,230.19 | 52.83 % |
| 400 SUPPLIES CONTINGENCY | 0.00 | 895,187- | 14.42- | 121.00 | | 895,308.00- | 100.01 % |
| 401 GENERAL SUPPLIES | 1,055,073.88 | 1,369,914 | 96,998.54 | 687,853.27 | 55,236.01 | 626,824.72 | 45.75 % |
| 402 XEROX SUPPLIES | 17,150.11 | 23,418 | 2,102.06 | 8,222.89 | 11,337.00 | 3,858.11 | 16.47 % |
| 410 CUSTODIAL SUPPLIES | 361,906.94 | 331,600 | 24,404.95 | 216,217.89 | 11,695.67 | 103,686.44 | 31.26 % |
| 411 GROUNDS SUPPLIES | 55,709.94 | 35,000 | 4,436.00 | 39,856.49 | | 4,856.49- | 13.87-% |
| 412 OPERATIONS UNIFORMS | 16,747.20 | 18,000 | 0.00 | 12,887.39 | | 5,112.61 | 28.40 % |
| 420 REPAIR SUPPLIES | 87,035.58 | 65,900 | 18,016.49 | 86,284.78 | 12,167.91 | 32,552.69- | 49.39-% |
| 421 REPAIR PARTS - BLDG | 41,479.23 | 93,440 | 5,517.17 | 33,310.27 | | 60,129.73 | 64.35 % |
| 422 REPAIR PARTS - VEHICLES | 9,440.42 | 10,000 | 1,426.35 | 11,000.37 | | 1,000.37- | 10.00-% |

| OBJ FD | PRIOR YEAR ACTUAL | REVISED BUDGET | 01/01/10 01/31/10 | FISCAL YEAR 200907 EXPENDED THRU 01/31/10 | ENCUMBERED THRU 01/31/10 | REMAINING ON 01/31/10 | PERCENT REMAINING |
|--|-------------------|----------------|----------------------|--|-----------------------------|--------------------------|----------------------|
| 423 01 | | | | | | | |
| 423 REPAIR PARTS - SITE | 3,628.70 | 8,060 | 0.00 | 197.62 | | 7,862.38 | 97.54 % |
| 430 INSTRUCT SUPPLIES | 371,848.03 | 538,646 | 19,169.65 | 165,056.22 | 10,927.30 | 362,662.48 | 67.32 % |
| 433 INDIVID INSTR MATERIALS | 149,203.12 | 526,101 | 15,836.23 | 56,408.49 | 3,570.13 | 466,122.38 | 88.59 % |
| 437 PROPANE | 3,082.22 | 10,000 | 0.00 | 0.00 | | 10,000.00 | 100.00 % |
| 438 FUEL OIL | 28,780.19 | 0 | 0.00 | 17,536.23 | | 17,536.23- | 0.00 % |
| 442 GAS/OIL - VEHICLES | 29,805.64 | 26,000 | 0.00 | 9,152.09 | | 16,847.91 | 64.79 % |
| 450 MATERIALS FOR RESALE | 77,524.83 | 8,100 | 8,841.23 | 32,788.65 | 1,923.14 | 26,611.79- | 328.54-% |
| 70 460 TEXT & WORKBOOKS | 515,866.93 | 621,279 | 5,928.83 | 492,597.80 | 630.00 | 128,051.20 | 20.61 % |
| 461 STANDARDIZED TESTS | 81,756.60 | 90,000 | 0.00 | 99,765.48 | | 9,765.48- | 10.85-% |
| 470 MEDIA RESOURCES | 128,526.00 | 102,456 | 7,325.18 | 29,591.50 | 15,212.65 | 57,651.85 | 56.26 % |
| 480 AUDIO VISUAL AIDS | 4,452.61 | 5,730 | 43.01 | 425.97 | | 5,304.03 | 92.56 % |
| 489 PERIODICALS-PAPERS | 16,452.50 | 21,867 | 197.00 | 20,645.40 | | 1,221.60 | 5.58 % |
| 490 FOOD | 28,210.14 | 27,461 | 3,950.09 | 13,272.63 | 4,732.45 | 9,455.92 | 34.43 % |
| 499 WAREHOUSE INVENTORY ADJ | 0.00 | 0 | 48,063.54 | 48,063.54 | | 48,063.54- | 0.00 % |
| ** TOTAL OBJ SERIES: 400-499 SUPPLIES AND MATR'LS | 3,083,680.81 | 3,037,785 | 262,241.90 | 2,081,255.97 | 127,432.26 | 829,096.77 | 27.29 % |
| 500 CAPITAL CONTINGENCY | 0.00 | 7,511 | 0.00 | 0.00 | | 7,511.00 | 100.00 % |
| 510 SITE IMPROVEMENTS | 115.00 | 23,731 | 694,541.00- | 17,651.08 | | 6,079.92 | 25.62 % |

| OBJ FD | PRIOR YEAR ACTUAL | REVISED BUDGET | 01/01/10 01/31/10 | FISCAL YEAR 200907 EXPENDED THRU 01/31/10 | ENCUMBERED THRU 01/31/10 | REMAINING ON 01/31/10 | PERCENT REMAINING |
|--|-------------------|----------------|----------------------|--|-----------------------------|--------------------------|----------------------|
| 520 01 | | | | | | | |
| 520 BLDG ACQUISTION & CONSTRUCTION | 431,320.95 | 272,000 | 16,746.40 | 247,304.54 | 822.02 | 23,873.44 | 8.77 % |
| 530 EQUIPMENT PURCHASED | 306,078.44 | 731,640 | 34,156.98 | 342,607.11 | 12,686.84 | 376,346.05 | 51.43 % |
| 533 OTH EQUIP-DIRECT INSTRUCTION | 0.00 | 130,500 | 0.00 | 0.00 | | 130,500.00 | 100.00 % |
| 535 CAPITAL LEASES | 875,000.00 | 1,103,500 | 1,103,500.00 | 1,103,500.00 | | 0.00 | 0.00 % |
| 550 OTHER VEHICLES PURCHASED | 0.00 | 5,000 | 0.00 | 0.00 | | 5,000.00 | 100.00 % |
| 555 TECHNOLOGY EQUIPMENT | 1,071,993.05 | 1,319,978 | 197,665.38- | 700,905.30 | 96,698.09 | 522,374.61 | 39.57 % |
| 556 <DESC. NOT FOUND> | 0.00 | 162,000 | 0.00 | 22,423.05 | 1,180.00 | 138,396.95 | 85.43 % |
| 580 PRINCIPAL ON CERTIFICATES | 263,074.29 | 289,981 | 0.00 | 122,979.54 | | 167,001.46 | 57.59 % |
| 581 INTEREST ON CERT OF PART | 186,125.47 | 241,994 | 0.00 | 99,274.03 | | 142,719.97 | 58.97 % |
| 589 LEASE TRANSACTONS | 875,000.00- | 1,103,500- | 1,103,500.00- | 1,103,500.00- | | 0.00 | 0.00 % |
| 590 OTHER CAPITAL EXPENSE | 148,927.12 | 249,005 | 0.00 | 70,894.06 | | 178,110.94 | 71.52 % |
| ** TOTAL OBJ SERIES: 500-599 CAPITAL EXPENDITURES | 2,407,634.32 | 3,433,340 | 841,303.00- | 1,624,038.71 | 111,386.95 | 1,697,914.34 | 49.45 % |
| 820 DUES, MBRSHPS, LICENSES & FEES | 85,019.40 | 194,258 | 9,654.00 | 97,432.94 | | 96,825.06 | 49.84 % |
| 821 REGIONAL MEM DUES | 398,574.00 | 457,856 | 13,000.00 | 410,874.00 | | 46,982.00 | 10.26 % |
| 896 TAXES AND SPECIAL ASSESSMENTS | 29,809.62 | 88,000 | 0.00 | 30,589.39 | | 57,410.61 | 65.23 % |
| ** TOTAL OBJ SERIES: 800-899 OTHER EXPENDITURES | 513,403.02 | 740,114 | 22,654.00 | 538,896.33 | | 201,217.67 | 27.18 % |
| 910 TRANSFERS TO OTHER FUNDS | 781,889.58 | 2,765,891 | 0.00 | 0.00 | | 2,765,891.00 | 100.00 % |
| ** TOTAL OBJ SERIES: 900-999 OTHER FINANCING USES | 781,889.58 | 2,765,891 | 0.00 | 0.00 | | 2,765,891.00 | 100.00 % |
| *** 01 GENERAL | 116,605,174.63 | 107,585,774 | 7,678,040.87 | 48,769,041.93 | 302,918.57 | 58,513,813.50 | 54.38 % |

| OBJ FD | PRIOR YEAR ACTUAL | REVISED BUDGET | 01/01/10 01/31/10 | FISCAL YEAR 200907 EXPENDED THRU 01/31/10 | ENCUMBERED THRU 01/31/10 | REMAINING ON 01/31/10 | PERCENT REMAINING |
|--|-------------------|----------------|----------------------|--|-----------------------------|--------------------------|----------------------|
| 100 02 | | | | | | | |
| 100 SALARIES | 0.00 | 53,000 | 0.00 | 0.00 | | 53,000.00 | 100.00 % |
| 110 ADMIN/SUPERVISION | 111,096.64 | 154,484 | 11,227.47 | 57,255.99 | | 97,228.01 | 62.93 % |
| 170 SEC-CLERICAL-OTHER | 57,389.07 | 46,604 | 3,883.68 | 27,185.76 | | 19,418.24 | 41.66 % |
| 171 CASUAL & OVERTIME | 20,374.22 | 27,500 | 3,945.00 | 27,120.88 | | 379.12 | 1.37 % |
| 172 TECHNOLOGY SALARIES | 24,562.70 | 15,000 | 0.00 | 8,384.00 | | 6,616.00 | 44.10 % |
| 175 SALARY TRANSFERS-CLERICAL | 25,424.27 | 25,782 | 2,148.58 | 15,040.06 | | 10,741.94 | 41.66 % |
| 176 DRIVERS SALARIES | 18,232.32 | 18,491 | 1,659.25 | 10,775.41 | | 7,715.59 | 41.72 % |
| 177 SUBSTITUTE CAFETERIA SALARIES | 23,461.67 | 23,100 | 2,878.37 | 13,671.57 | | 9,428.43 | 40.81 % |
| 178 CAFETERIA SALARIES | 1,280,248.46 | 1,200,525 | 106,163.62 | 528,814.96 | | 671,710.04 | 55.95 % |
| 195 SALARY CHARGEBACK | 3,109.27- | 0 | 0.00 | 0.00 | | 0.00 | 0.00 % |
| ** TOTAL OBJ SERIES: 100-199 SALARIES AND WAGES | 1,557,680.08 | 1,564,486 | 131,905.97 | 688,248.63 | | 876,237.37 | 56.00 % |
| 210 FICA | 114,328.87 | 110,185 | 9,666.48 | 50,399.69 | | 59,785.31 | 54.25 % |
| 214 PERA | 99,505.56 | 97,136 | 8,909.82 | 51,027.09 | | 46,108.91 | 47.46 % |
| 220 HEALTH INSURANCE | 320,837.94 | 297,766 | 28,112.17 | 144,407.94 | | 153,358.06 | 51.50 % |
| 230 LIFE INSURANCE | 2,358.85 | 2,305 | 207.94 | 1,010.21 | | 1,294.79 | 56.17 % |
| 235 DENTAL INSURANCE | 14,339.17 | 13,299 | 1,200.80 | 5,815.92 | | 7,483.08 | 56.26 % |
| 240 LONG TERM DISABILITY | 7,889.96 | 7,895 | 655.94 | 3,258.79 | | 4,636.21 | 58.72 % |

72

| OBJ FD | PRIOR YEAR ACTUAL | REVISED BUDGET | 01/01/10 01/31/10 | FISCAL YEAR 200907 EXPENDED THRU 01/31/10 | ENCUMBERED THRU 01/31/10 | REMAINING ON 01/31/10 | PERCENT REMAINING |
|--|-------------------|----------------|----------------------|--|-----------------------------|--------------------------|----------------------|
| 250 02 | | | | | | | |
| 250 TSA MATCH | 15,901.35 | 16,308 | 1,343.44 | 7,281.32 | | 9,026.68 | 55.35 % |
| 251 HEALTH REIMBURSEMENT | 624.99 | 0 | 0.00 | 189.65 | | 189.65- | 0.00 % |
| 252 <DESC. NOT FOUND> | 22,841.85 | 0 | 0.00 | 0.00 | | 0.00 | 0.00 % |
| 260 OTHER EMPLOYEES BENEFITS | 7,297.96 | 6,550 | 212.74 | 4,313.30 | | 2,236.70 | 34.14 % |
| 270 WORKERS COMP INS | 6,893.69 | 24,824 | 0.00 | 202.31 | | 24,621.69 | 99.18 % |
| 290 <DESC. NOT FOUND> | 255,677.57 | 0 | 0.00 | 0.00 | | 0.00 | 0.00 % |
| ** TOTAL OBJ SERIES: 200-299 EMPLOYEE BENEFITS | 868,497.76 | 576,268 | 50,309.33 | 267,906.22 | | 308,361.78 | 53.51 % |
| 305 PROF & TECH SERV | 2,500.00 | 11,000 | 400.00 | 2,410.00 | | 8,590.00 | 78.09 % |
| 320 COMMUNICATION SERVICES | 184.80 | 0 | 0.00 | 189.49 | | 189.49- | 0.00 % |
| 325 INTERDEPT POSTAGE | 3,915.70 | 5,000 | 53.31 | 3,769.27 | | 1,230.73 | 24.61 % |
| 329 POSTAGE & PARCEL SERVICES | 92.60 | 0 | 0.00 | 553.08 | | 553.08- | 0.00 % |
| 334 REFUSE REMOVAL | 33,016.27 | 50,000 | 3,727.70 | 25,869.11 | | 24,130.89 | 48.26 % |
| 350 REPAIR/MAINT SERVICES | 30,998.78 | 40,000 | 405.30 | 17,589.06 | | 22,410.94 | 56.02 % |
| 366 TRAVEL - BUSINESS | 6,797.57 | 10,000 | 294.43 | 2,641.46 | | 7,358.54 | 73.58 % |
| 380 ADVERTISING | 154.30 | 0 | 162.00- | 0.00 | | 0.00 | 0.00 % |
| 385 INTERDEPT PRINTING | 12.16 | 500 | 0.00 | 5.56 | | 494.44 | 98.88 % |
| 398 MISC CHARGEBACK | 108,322.51 | 110,000 | 0.00 | 110,000.00 | | 0.00 | 0.00 % |
| ** TOTAL OBJ SERIES: 300-399 PURCHASED SERVICES | 185,994.69 | 226,500 | 4,718.74 | 163,027.03 | | 63,472.97 | 28.02 % |

73

| OBJ FD | PRIOR YEAR ACTUAL | REVISED BUDGET | 01/01/10 01/31/10 | FISCAL YEAR 200907 EXPENDED THRU 01/31/10 | ENCUMBERED THRU 01/31/10 | REMAINING ON 01/31/10 | PERCENT REMAINING |
|--|-------------------|----------------|----------------------|--|-----------------------------|--------------------------|----------------------|
| 401 02 | | | | | | | |
| 401 GENERAL SUPPLIES | 136,024.51 | 161,800 | 23,881.58 | 79,213.25 | | 82,586.75 | 51.04 % |
| 490 FOOD | 1,409,204.62 | 1,532,100 | 196,595.49 | 836,171.81 | | 695,928.19 | 45.42 % |
| 491 COMMODITIES USED | 152,074.84 | 100,000 | 0.00 | 29.80 | | 99,970.20 | 99.97 % |
| 495 MILK | 198,571.55 | 210,810 | 12,659.20 | 79,082.58 | | 131,727.42 | 62.48 % |
| 499 WAREHOUSE INVENTORY ADJ | 36,768.97 | 0 | 0.00 | 0.00 | | 0.00 | 0.00 % |
| ** TOTAL OBJ SERIES: 400-499 SUPPLIES AND MATR'LS | 1,932,644.49 | 2,004,710 | 233,136.27 | 994,497.44 | | 1,010,212.56 | 50.39 % |
| 530 EQUIPMENT PURCHASE | 41,849.38 | 30,000 | 0.00 | 50,238.96 | 2,295.00 | 22,533.96- | 75.11-% |
| 74 555 TECHNOLOGY EQUIPMENT | 73,169.99 | 10,000 | 0.00 | 21,373.64 | 0.01 | 11,373.65- | 113.73-% |
| ** TOTAL OBJ SERIES: 500-599 CAPITAL EXPENDITURES | 115,019.37 | 40,000 | 0.00 | 71,612.60 | 2,295.01 | 33,907.61- | 84.76-% |
| 820 DUES & MEMBERSHIPS | 13,829.00 | 20,000 | 25.00 | 819.00 | | 19,181.00 | 95.90 % |
| ** TOTAL OBJ SERIES: 800-899 OTHER EXPENDITURES | 13,829.00 | 20,000 | 25.00 | 819.00 | | 19,181.00 | 95.90 % |
| *** 02 FOOD SERVICE | 4,673,665.39 | 4,431,964 | 420,095.31 | 2,186,110.92 | 2,295.01 | 2,243,558.07 | 50.62 % |
| 101 SALARIES PAYABLE | 0.00 | 0 | 0.00 | 609.28 | | 609.28- | 0.00 % |
| 110 ADMIN/SUPERVISION | 51,778.52 | 51,778 | 4,314.88 | 30,204.16 | | 21,573.84 | 41.66 % |
| 144 NON-LIC SUPPORT | 32,855.74 | 40,395 | 3,527.46 | 17,568.74 | | 22,826.26 | 56.50 % |
| 170 SEC-CLERICAL-OTHER | 93,103.92 | 93,104 | 7,758.66 | 54,310.62 | | 38,793.38 | 41.66 % |
| 171 CASUAL & OVERTIME | 3,565.30 | 0 | 263.03 | 6,454.88 | | 6,454.88- | 0.00 % |
| ** TOTAL OBJ SERIES: 100-199 SALARIES AND WAGES | 181,303.48 | 185,277 | 15,864.03 | 109,147.68 | | 76,129.32 | 41.08 % |
| 210 FICA | 13,296.03 | 14,164 | 1,169.45 | 8,106.11 | | 6,057.89 | 42.76 % |

| OBJ FD | PRIOR YEAR ACTUAL | REVISED BUDGET | 01/01/10 01/31/10 | FISCAL YEAR 200907 EXPENDED THRU 01/31/10 | ENCUMBERED THRU 01/31/10 | REMAINING ON 01/31/10 | PERCENT REMAINING |
|---|-------------------|----------------|----------------------|--|-----------------------------|--------------------------|----------------------|
| 214 03 | | | | | | | |
| 214 PERA | 11,697.41 | 12,135 | 1,078.43 | 7,189.40 | | 4,945.60 | 40.75 % |
| 218 TRA | 302.47 | 303 | 25.20 | 176.40 | | 126.60 | 41.78 % |
| 220 HEALTH INSURANCE | 32,733.17 | 38,717 | 3,462.88 | 21,276.32 | | 17,440.68 | 45.04 % |
| 230 LIFE INSURANCE | 279.42 | 302 | 26.86 | 164.49 | | 137.51 | 45.53 % |
| 235 DENTAL INSURANCE | 1,786.64 | 1,835 | 164.27 | 1,029.09 | | 805.91 | 43.91 % |
| 240 LONG TERM DISABILITY | 1,173.05 | 1,217 | 104.94 | 686.45 | | 530.55 | 43.59 % |
| 250 TSA MATCH | 1,457.63 | 1,697 | 145.02 | 907.87 | | 789.13 | 46.50 % |
| 270 WORKERS COMP INS | 0.00 | 549 | 0.00 | 0.00 | | 549.00 | 100.00 % |
| ** TOTAL OBJ SERIES: 200-299 EMPLOYEE BENEFITS | 62,725.82 | 70,919 | 6,177.05 | 39,536.13 | | 31,382.87 | 44.25 % |
| 305 PROF & TECH SERV | 14,188.13 | 6,500 | 0.00 | 2,220.00 | | 4,280.00 | 65.84 % |
| 325 INTERDEPT POSTAGE | 3,009.82 | 2,500 | 24.64 | 2,241.43 | | 258.57 | 10.34 % |
| 329 POSTAGE & PARCEL | 664.72 | 0 | 0.00 | 0.00 | | 0.00 | 0.00 % |
| 350 REPAIRS-MAINT SERV | 695.00 | 1,000 | 0.00 | 384.75 | | 615.25 | 61.52 % |
| 352 REPAIR-MAINT VEHICLE | 0.00 | 0 | 0.00 | 4,329.92 | | 4,329.92- | 0.00 % |
| 360 TRAN CONT - PUB CARR | 46.76- | 0 | 0.00 | 0.00 | | 0.00 | 0.00 % |
| 361 TRAN - CONTRACTS | 4,671,471.32 | 5,052,000 | 914,581.08 | 2,437,740.60 | | 2,614,259.40 | 51.74 % |
| 362 EXP IN LIEU OF TRANS | 131,881.20 | 140,000 | 0.00 | 2,184.28 | | 137,815.72 | 98.43 % |

75

| OBJ FD | PRIOR YEAR ACTUAL | REVISED BUDGET | 01/01/10 01/31/10 | FISCAL YEAR 200907 EXPENDED THRU 01/31/10 | ENCUMBERED THRU 01/31/10 | REMAINING ON 01/31/10 | PERCENT REMAINING |
|--|-------------------|----------------|----------------------|--|-----------------------------|--------------------------|----------------------|
| 363 03 | | | | | | | |
| 363 SNOW REMOVAL | 119,319.41 | 125,000 | 68,413.15 | 68,413.15 | | 56,586.85 | 45.26 % |
| 365 TRAN - FUEL CHGBK | 23,956.76- | 0 | 4,081.66- | 9,540.95- | | 9,540.95 | 0.00 % |
| 366 TRAVEL-BUSINESS | 207.00 | 500 | 45.82 | 72.44 | | 427.56 | 85.51 % |
| 381 PRINTING-BINDING | 1,724.00 | 6,500 | 0.00 | 1,521.00 | | 4,979.00 | 76.60 % |
| 385 INTERDEPT PRINTING | 18.55 | 1,000 | 0.00 | 57.43 | | 942.57 | 94.25 % |
| 394 REGIST/ENTRY FEES | 0.00 | 500 | 0.00 | 0.00 | | 500.00 | 100.00 % |
| ** TOTAL OBJ SERIES: 300-399 PURCHASED SERVICES | 4,919,175.63 | 5,335,500 | 978,983.03 | 2,509,624.05 | | 2,825,875.95 | 52.96 % |
| 7101 GENERAL SUPPLIES | 12,937.51 | 10,000 | 441.83 | 2,780.01 | | 7,219.99 | 72.19 % |
| 442 GAS/OIL-NOT BUILD'G | 445,096.21 | 550,000 | 60,245.73 | 256,948.33 | | 293,051.67 | 53.28 % |
| 489 PERIODIALS-PAPERS | 217.00 | 400 | 0.00 | 0.00 | | 400.00 | 100.00 % |
| ** TOTAL OBJ SERIES: 400-499 SUPPLIES AND MATR'LS | 458,250.72 | 560,400 | 60,687.56 | 259,728.34 | | 300,671.66 | 53.65 % |
| 555 TECHNOLOGY EQUIPMENT | 0.00 | 0 | 0.00 | 1,264.06 | | 1,264.06- | 0.00 % |
| ** TOTAL OBJ SERIES: 500-599 CAPITAL EXPENDITURES | 0.00 | 0 | 0.00 | 1,264.06 | | 1,264.06- | 0.00 % |
| 820 DUES & MEMBERSHIPS | 4,275.00 | 7,000 | 0.00 | 4,685.00 | | 2,315.00 | 33.07 % |
| ** TOTAL OBJ SERIES: 800-899 OTHER EXPENDITURES | 4,275.00 | 7,000 | 0.00 | 4,685.00 | | 2,315.00 | 33.07 % |
| *** 03 TRANSPORTATION | 5,625,730.65 | 6,159,096 | 1,061,711.67 | 2,923,985.26 | | 3,235,110.74 | 52.52 % |
| 100 SALARY CONTINGENCY | 0.00 | 170,637 | 0.00 | 0.00 | | 170,637.00 | 100.00 % |
| 110 ADMIN/SUPERVISION | 326,220.28 | 326,222 | 27,185.02 | 190,285.14 | | 135,936.86 | 41.67 % |
| 120 ECFE/SCHOOL READINESS COOR | 127,542.00 | 126,222 | 10,518.46 | 73,414.36 | | 52,807.64 | 41.83 % |

| OBJ FD | PRIOR YEAR ACTUAL | REVISED BUDGET | 01/01/10 01/31/10 | FISCAL YEAR 200907 EXPENDED THRU 01/31/10 | ENCUMBERED THRU 01/31/10 | REMAINING ON 01/31/10 | PERCENT REMAINING |
|--|-------------------|----------------|----------------------|--|-----------------------------|--------------------------|----------------------|
| 140 04 | 880,075.83 | 678,679 | 57,078.17 | 335,192.94 | | 343,486.06 | 50.61 % |
| 141 NON-LIC CLASSROOM | 2,257,173.67 | 1,365,982 | 111,871.71 | 757,588.36 | | 608,393.64 | 44.53 % |
| 143 LIC CLASSROOM SUPPORT | 37,920.86 | 11,687 | 1,011.21 | 5,035.93 | | 6,651.07 | 56.90 % |
| 145 LICENSED SUBSTITUTE - DAILY | 0.00 | 0 | 196.97 | 1,149.09 | | 1,149.09- | 0.00 % |
| 146 SUBSTITUTE NON-LIC INSTRUCT | 62.87 | 0 | 0.00 | 50.15 | | 50.15- | 0.00 % |
| 154 SCHOOL NURSE | 0.00 | 24,684 | 2,046.85 | 11,211.91 | | 13,472.09 | 54.57 % |
| 163 <DESC. NOT FOUND> | 0.00 | 0 | 0.00 | 416.43 | | 416.43- | 0.00 % |
| 170 SEC-CLERICAL-OTHER | 309,777.04 | 319,097 | 25,946.42 | 181,624.94 | | 137,472.06 | 43.08 % |
| 171 CASUAL & OVERTIME | 72,983.16 | 101,565 | 5,965.38 | 31,655.95 | | 69,909.05 | 68.83 % |
| 174 OPERATIONS SALARIES | 32,133.51 | 0 | 0.00 | 0.00 | | 0.00 | 0.00 % |
| 175 SAL TRANSFERS-CLERICAL | 47,096.48 | 47,701 | 3,975.10 | 27,825.70 | | 19,875.30 | 41.66 % |
| 176 DRIVERS SALARIES | 4,558.08 | 4,623 | 414.81 | 2,693.85 | | 1,929.15 | 41.72 % |
| 179 OTHER SALARIES | 4,993.86 | 6,000 | 0.00 | 946.47 | | 5,053.53 | 84.22 % |
| 185 LIC INSTRUCT - OTHER | 41,334.17 | 201,217 | 22,669.97 | 123,112.06 | | 78,104.94 | 38.81 % |
| 186 NON-LIC INSTR - OTHER | 18,055.63 | 768,410 | 43,347.01 | 464,554.74 | | 303,855.26 | 39.54 % |
| 195 CHARGEBACK SALARIES | 0.00 | 48,000 | 0.00 | 0.00 | | 48,000.00 | 100.00 % |
| ** TOTAL OBJ SERIES: 100-199 SALARIES AND WAGES | 4,159,927.44 | 4,200,726 | 312,227.08 | 2,206,758.02 | | 1,993,967.98 | 47.46 % |

| OBJ FD | PRIOR YEAR ACTUAL | REVISED BUDGET | 01/01/10 01/31/10 | FISCAL YEAR 200907 EXPENDED THRU 01/31/10 | ENCUMBERED THRU 01/31/10 | REMAINING ON 01/31/10 | PERCENT REMAINING |
|---|-------------------|----------------|----------------------|--|-----------------------------|--------------------------|----------------------|
| 201 04 | | | | | | | |
| 201 TUITION REIMB | 11,235.00 | 1,200 | 2,033.00 | 2,319.75 | | 1,119.75- | 93.31-% |
| 210 FICA | 300,677.05 | 236,143 | 22,684.46 | 159,929.98 | | 76,213.02 | 32.27 % |
| 214 PERA | 171,844.80 | 134,748 | 13,616.26 | 109,639.26 | | 25,108.74 | 18.63 % |
| 218 TRA | 66,361.75 | 111,035 | 5,300.59 | 36,128.45 | | 74,906.55 | 67.46 % |
| 220 HEALTH INSURANCE | 603,882.34 | 631,561 | 55,298.08 | 366,049.30 | | 265,511.70 | 42.04 % |
| 230 LIFE INSURANCE | 3,632.40 | 3,602 | 315.30 | 1,925.90 | | 1,676.10 | 46.53 % |
| 235 DENTAL INSURANCE | 32,070.51 | 30,125 | 2,654.45 | 16,882.53 | | 13,242.47 | 43.95 % |
| 240 LONG TERM DISABILITY | 18,851.92 | 19,392 | 1,586.62 | 9,738.82 | | 9,653.18 | 49.77 % |
| 250 TSA MATCH | 19,952.15 | 20,412 | 1,614.64 | 10,558.26 | | 9,853.74 | 48.27 % |
| 251 HEALTH REIMBURSEMENT | 0.00 | 400 | 0.00 | 0.00 | | 400.00 | 100.00 % |
| 252 <DESC. NOT FOUND> | 57,949.58 | 0 | 0.00 | 0.00 | | 0.00 | 0.00 % |
| 270 WORKERS COMP INS | 18,590.32 | 23,541 | 86.60 | 234.02 | | 23,306.98 | 99.00 % |
| 290 <DESC. NOT FOUND> | 636,862.13 | 0 | 0.00 | 0.00 | | 0.00 | 0.00 % |
| 295 EMPLOYEE BENEFITS | 0.00 | 12,000 | 0.00 | 0.00 | | 12,000.00 | 100.00 % |
| ** TOTAL OBJ SERIES: 200-299 EMPLOYEE BENEFITS | 1,941,909.95 | 1,224,159 | 105,190.00 | 713,406.27 | | 510,752.73 | 41.72 % |
| 305 PROF & TECH SERVICES | 467,560.17 | 513,091 | 20,730.98 | 227,460.85 | | 285,630.15 | 55.66 % |
| 319 OTHER PERS SERV | 293.60 | 1,000 | 53.55 | 659.05 | | 340.95 | 34.09 % |

78

| OBJ FD | PRIOR YEAR ACTUAL | REVISED BUDGET | 01/01/10 01/31/10 | FISCAL YEAR 200907 EXPENDED THRU 01/31/10 | ENCUMBERED THRU 01/31/10 | REMAINING ON 01/31/10 | PERCENT REMAINING |
|--|-------------------------|-------------------|----------------------|---|-----------------------------|--------------------------|----------------------|
| 320 04 | | | | | | | |
| 320 COMMUNICATION SERVICES | 4,410.61 | 17,950 | 297.38 | 1,605.93 | | 16,344.07 | 91.05 % |
| 325 INTERDEPT POSTAGE | 14,868.72 | 13,710 | 532.75 | 10,480.11 | | 3,229.89 | 23.55 % |
| 329 POSTAGE & PARCEL | 236.31 | 5,250 | 5.62 | 145.98 | | 5,104.02 | 97.21 % |
| 330 ELECTRICITY | 48,476.08 | 55,000 | 2,202.03 | 26,201.83 | | 28,798.17 | 52.36 % |
| 331 WATER & SEWER | 3,586.42 | 5,000 | 331.54 | 1,706.32 | | 3,293.68 | 65.87 % |
| 332 NATURAL GAS | 15,970.40 | 30,000 | 4,393.68 | 6,126.47 | | 23,873.53 | 79.57 % |
| 334 REFUSE REMOVAL | 8,254.03 | 8,000 | 931.92 | 6,467.28 | | 1,532.72 | 19.15 % |
| 350 REPAIRS-MAINT SERV | 79,134.50 | 68,213 | 14,352.56 | 44,614.32 | | 23,598.68 | 34.59 % |
| 361 TRANS CONTRACTS | 44,256.74 | 33,500 | 3,375.42 | 32,805.50 | | 694.50 | 2.07 % |
| 365 TRANS FUEL CHGBK | 5,185.35 | 5,400 | 19.84 | 1,511.52 | | 3,888.48 | 72.00 % |
| 366 TRAVEL-BUSINESS | 8,155.61 | 11,550 | 151.84 | 2,034.23 | | 9,515.77 | 82.38 % |
| 370 RENTALS & LEASES | 17,327.43 | 17,914 | 3,572.61 | 10,709.15 | | 7,204.85 | 40.21 % |
| 380 ADVERTISING | 471.45 | 3,100 | 225.00 | 1,260.00 | | 1,840.00 | 59.35 % |
| 381 PRINTING-BINDING | 96,076.27 | 117,720 | 32,896.85 | 78,138.63 | 674.50 | 38,906.87 | 33.05 % |
| 394 REGIST/ENTRY FEES | 70,724.22 | 71,815 | 2,249.00 | 34,495.39 | | 37,319.61 | 51.96 % |
| 398 MISC CHARGEBACK | 14,500.00 | 0 | 0.00 | 1,194.85 | | 1,194.85- | 0.00 % |
| ** TOTAL OBJ SERIES: 300-399 PURCHASED SERVICES | 899,487.91 | 978,213 | 86,322.57 | 487,617.41 | 674.50 | 489,921.09 | 50.08 % |

79

| OBJ FD | PRIOR YEAR ACTUAL | REVISED BUDGET | 01/01/10 01/31/10 | FISCAL YEAR 200907 EXPENDED THRU 01/31/10 | ENCUMBERED THRU 01/31/10 | REMAINING ON 01/31/10 | PERCENT REMAINING |
|--|-------------------|----------------|----------------------|--|-----------------------------|--------------------------|----------------------|
| 401 04 | | | | | | | |
| 401 GENERAL SUPPLIES | 138,727.15 | 98,925 | 7,782.10 | 74,151.03 | 997.54 | 23,776.43 | 24.03 % |
| 430 INSTRUCT SUPPLIES | 6,101.55 | 24,500 | 194.03 | 28,864.61 | | 4,364.61- | 17.81-% |
| 433 INDIVID INSTR MAT | 5,414.25 | 8,515 | 495.42 | 3,219.82 | | 5,295.18 | 62.18 % |
| 450 MATERIALS FOR RESALE | 7,979.42 | 7,000 | 3,993.50 | 5,964.02 | 730.66 | 305.32 | 4.36 % |
| 460 TEXT & WORKBOOKS | 53,471.14 | 51,682 | 106.77 | 7,189.34 | | 44,492.66 | 86.08 % |
| 461 STANDARDIZED TESTS | 0.00 | 6,000 | 0.00 | 675.00 | | 5,325.00 | 88.75 % |
| 489 PERIODIALS-PAPERS | 77.72 | 1,350 | 0.00 | 90.51 | | 1,259.49 | 93.29 % |
| 490 FOOD | 163,213.59 | 146,550 | 45,781.57 | 95,595.74 | | 50,954.26 | 34.76 % |
| 495 MILK | 11,342.31 | 4,500 | 726.02 | 6,354.34 | | 1,854.34- | 41.20-% |
| ** TOTAL OBJ SERIES: 400-499 SUPPLIES AND MATR'LS | 386,327.13 | 349,022 | 59,079.41 | 222,104.41 | 1,728.20 | 125,189.39 | 35.86 % |
| 530 EQUIP PURCH - NEW | 6,479.23 | 10,500 | 2,012.93 | 9,067.93 | | 1,432.07 | 13.63 % |
| 555 TECHNOLOGY EQUIPMENT | 2,129.94 | 4,500 | 0.00 | 1,288.72 | | 3,211.28 | 71.36 % |
| 590 OTHER CAP [SOFTWARE] | 165.90 | 4,800 | 0.00 | 8,197.20 | | 3,397.20- | 70.77-% |
| ** TOTAL OBJ SERIES: 500-599 CAPITAL EXPENDITURES | 8,775.07 | 19,800 | 2,012.93 | 18,553.85 | | 1,246.15 | 6.29 % |
| 820 DUES & MEMBERSHIPS | 4,555.00 | 6,850 | 365.00 | 1,319.17 | | 5,530.83 | 80.74 % |
| 899 MISC EXPENSES | 0.00 | 500 | 0.00 | 0.00 | | 500.00 | 100.00 % |
| ** TOTAL OBJ SERIES: 800-899 OTHER EXPENDITURES | 4,555.00 | 7,350 | 365.00 | 1,319.17 | | 6,030.83 | 82.05 % |
| *** 04 COMMUNITY SERVICE | 7,400,982.50 | 6,779,270 | 565,196.99 | 3,649,759.13 | 2,402.70 | 3,127,108.17 | 46.12 % |

08

| OBJ FD | PRIOR YEAR ACTUAL | REVISED BUDGET | FISCAL YEAR 200907 | | | | | REMAINING ON 01/31/10 | PERCENT REMAINING |
|--|-------------------|----------------|----------------------|---------------------------|-----------------------------|--------------|-------------|-----------------------|-------------------|
| | | | 01/01/10 01/31/10 | EXPENDED THRU 01/31/10 | ENCUMBERED THRU 01/31/10 | | | | |
| 195 06 | | | | | | | | | |
| 195 SALARY CHAGEBACK | 3,109.27 | 0 | 0.00 | 0.00 | | | 0.00 | 0.00 % | |
| ** TOTAL OBJ SERIES: 100-199 SALARIES AND WAGES | 3,109.27 | 0 | 0.00 | 0.00 | | | 0.00 | 0.00 % | |
| 305 PROF & TECH SERV | 1,588,148.74 | 0 | 49,055.16 | 306,254.56 | | | 306,254.56- | 0.00 % | |
| 398 SERVICES CHARGBACK | 1,677.49 | 0 | 0.00 | 0.00 | | | 0.00 | 0.00 % | |
| ** TOTAL OBJ SERIES: 300-399 PURCHASED SERVICES | 1,589,826.23 | 0 | 49,055.16 | 306,254.56 | | | 306,254.56- | 0.00 % | |
| 520 BUILDING CONSTRUCTION | 14,896,474.76 | 12,054,353 | 132,315.00 | 9,489,675.72 | 73,005.51 | 2,491,671.77 | 20.67 % | | |
| ** TOTAL OBJ SERIES: 500-599 CAPITAL EXPENDITURES | 14,896,474.76 | 12,054,353 | 132,315.00 | 9,489,675.72 | 73,005.51 | 2,491,671.77 | 20.67 % | | |
| *** 06 CAPITAL PROJECTS | 16,489,410.26 | 12,054,353 | 181,370.16 | 9,795,930.28 | 73,005.51 | 2,185,417.21 | 18.12 % | | |
| 0710 BOND, PRINCIPAL | 3,470,000.00 | 3,750,000 | 3,750,000.00 | 3,750,000.00 | | | 0.00 | 0.00 % | |
| 720 BOND, INTEREST | 3,281,115.83 | 3,237,782 | 2,400,780.82 | 4,019,672.08 | | | 781,890.08- | 24.14-% | |
| 790 OTHER DEBT SERV EXP | 2,950.00 | 5,500 | 450.00 | 1,300.00 | | | 4,200.00 | 76.36 % | |
| ** TOTAL OBJ SERIES: 700-799 DEBT SERVICE | 6,754,065.83 | 6,993,282 | 6,151,230.82 | 7,770,972.08 | | | 777,690.08- | 11.12-% | |
| *** 07 DEBT SERVICE | 6,754,065.83 | 6,993,282 | 6,151,230.82 | 7,770,972.08 | | | 777,690.08- | 11.12-% | |
| 299 OTHER EMPLOYEE BENEFITS | 854,633.67 | 925,000 | 64,870.81 | 496,139.18 | | | 428,860.82 | 46.36 % | |
| ** TOTAL OBJ SERIES: 200-299 EMPLOYEE BENEFITS | 854,633.67 | 925,000 | 64,870.81 | 496,139.18 | | | 428,860.82 | 46.36 % | |
| *** 08 FLEX BENEFIT FUND | 854,633.67 | 925,000 | 64,870.81 | 496,139.18 | | | 428,860.82 | 46.36 % | |
| 401 GENERAL SUPPLIES | 39.50 | 0 | 0.00 | 0.00 | | | 0.00 | 0.00 % | |
| ** TOTAL OBJ SERIES: 400-499 SUPPLIES AND MATR'LS | 39.50 | 0 | 0.00 | 0.00 | | | 0.00 | 0.00 % | |
| 898 STUDENT SCHOLARSHIPS | 45,050.00 | 42,000 | 0.00 | 10,966.25 | | | 31,033.75 | 73.88 % | |
| 899 STUDENT SCHOLARSHIPS | 2,500.00 | 0 | 0.00 | 5,000.00 | | | 5,000.00- | 0.00 % | |
| ** TOTAL OBJ SERIES: 800-899 OTHER EXPENDITURES | 47,550.00 | 42,000 | 0.00 | 15,966.25 | | | 26,033.75 | 61.98 % | |
| *** 09 SCHOLARSHIP FUND | 47,589.50 | 42,000 | 0.00 | 15,966.25 | | | 26,033.75 | 61.98 % | |

| OBJ FD | PRIOR YEAR ACTUAL | REVISED BUDGET | 01/01/10 01/31/10 | FISCAL YEAR 200907 EXPENDED THRU 01/31/10 | ENCUMBERED THRU 01/31/10 | REMAINING ON 01/31/10 | PERCENT REMAINING |
|------------------------------------|-------------------|----------------|----------------------|--|-----------------------------|--------------------------|----------------------|
| 235 10 | | | | | | | |
| 235 DENTAL INSURANCE | 5,299.80 | 5,999 | 411.25 | 2,056.25 | | 3,942.75 | 65.72 % |
| 291 CONTINUING EMPLOYEE BENEFITS | 88,585.44 | 105,873 | 8,006.29 | 40,031.45 | | 65,841.55 | 62.18 % |
| ** TOTAL OBJ SERIES: 200-299 | 93,885.24 | 111,872 | 8,417.54 | 42,087.70 | | 69,784.30 | 62.37 % |
| EMPLOYEE BENEFITS | | | | | | | |
| *** 10 PRIN EARLY RET INS FUND | 93,885.24 | 111,872 | 8,417.54 | 42,087.70 | | 69,784.30 | 62.37 % |
| 186 NON-LIC INSTR - OTHER | 0.00 | 29,039 | 3,689.10 | 13,613.33 | | 15,425.67 | 53.12 % |
| ** TOTAL OBJ SERIES: 100-199 | 0.00 | 29,039 | 3,689.10 | 13,613.33 | | 15,425.67 | 53.12 % |
| SALARIES AND WAGES | | | | | | | |
| 210 FICA | 0.00 | 2,200 | 282.20 | 1,041.40 | | 1,158.60 | 52.66 % |
| 214 PERA | 0.00 | 1,741 | 147.90 | 633.34 | | 1,107.66 | 63.62 % |
| ** TOTAL OBJ SERIES: 200-299 | 0.00 | 3,941 | 430.10 | 1,674.74 | | 2,266.26 | 57.50 % |
| EMPLOYEE BENEFITS | | | | | | | |
| 305 PROF & TECH SERV | 0.00 | 0 | 291.78 | 291.78 | | 291.78- | 0.00 % |
| 366 TRAVEL/CONFERENCES | 0.00 | 0 | 31.79 | 31.79 | | 31.79- | 0.00 % |
| ** TOTAL OBJ SERIES: 300-399 | 0.00 | 0 | 323.57 | 323.57 | | 323.57- | 0.00 % |
| PURCHASED SERVICES | | | | | | | |
| 401 GENERAL SUPPLIES | 0.00 | 0 | 167.84 | 222.07 | | 222.07- | 0.00 % |
| 450 MATERIALS FOR RESALE | 0.00 | 36,439 | 5,531.63 | 13,632.99 | | 22,806.01 | 62.58 % |
| ** TOTAL OBJ SERIES: 400-499 | 0.00 | 36,439 | 5,699.47 | 13,855.06 | | 22,583.94 | 61.97 % |
| SUPPLIES AND MATR'LS | | | | | | | |
| 820 DUES, MBRSHPS, LICENSES & FEES | 0.00 | 0 | 452.00 | 690.89 | | 690.89- | 0.00 % |
| ** TOTAL OBJ SERIES: 800-899 | 0.00 | 0 | 452.00 | 690.89 | | 690.89- | 0.00 % |
| OTHER EXPENDITURES | | | | | | | |
| *** 15 CAFE | 0.00 | 69,419 | 10,594.24 | 30,157.59 | | 39,261.41 | 56.55 % |
| 299 DENTAL CLAIMS | 815,808.80 | 828,000 | 80,892.55 | 522,765.32 | | 305,234.68 | 36.86 % |
| ** TOTAL OBJ SERIES: 200-299 | 815,808.80 | 828,000 | 80,892.55 | 522,765.32 | | 305,234.68 | 36.86 % |
| EMPLOYEE BENEFITS | | | | | | | |

82

| OBJ FD | PRIOR YEAR ACTUAL | REVISED BUDGET | 01/01/10 01/31/10 | FISCAL YEAR 200907 EXPENDED THRU 01/31/10 | ENCUMBERED THRU 01/31/10 | REMAINING ON 01/31/10 | PERCENT REMAINING |
|--|-------------------|----------------|----------------------|--|-----------------------------|--------------------------|----------------------|
| 305 20 | | | | | | | |
| 305 PROF & TECH SERV | 81,229.67 | 72,000 | 6,769.14 | 46,419.79 | | 25,580.21 | 35.52 % |
| ** TOTAL OBJ SERIES: 300-399 PURCHASED SERVICES | 81,229.67 | 72,000 | 6,769.14 | 46,419.79 | | 25,580.21 | 35.52 % |
| *** 20 ISF - DENTAL | 897,038.47 | 900,000 | 87,661.69 | 569,185.11 | | 330,814.89 | 36.75 % |
| 191 SEVERANCE PAY | 530,439.51 | 1,245,720 | 0.00 | 8,038.00- | | 1,253,758.00 | 100.64 % |
| 192 CHANGE TO OPEB SEV LIABILITY | 304,706.88- | 0 | 0.00 | 0.00 | | 0.00 | 0.00 % |
| ** TOTAL OBJ SERIES: 100-199 SALARIES AND WAGES | 225,732.63 | 1,245,720 | 0.00 | 8,038.00- | | 1,253,758.00 | 100.64 % |
| 220 HEALTH INSURANCE | 0.00 | 0 | 0.00 | 125,500.44 | | 125,500.44- | 0.00 % |
| 230 LIFE INSURANCE | 0.00 | 0 | 0.00 | 15.00 | | 15.00- | 0.00 % |
| 235 DENTAL INSURANCE | 0.00 | 0 | 0.00 | 967.32 | | 967.32- | 0.00 % |
| ** TOTAL OBJ SERIES: 200-299 EMPLOYEE BENEFITS | 0.00 | 0 | 0.00 | 126,482.76 | | 126,482.76- | 0.00 % |
| *** 21 ISF - POST RETIREMENT BENEFIT | 225,732.63 | 1,245,720 | 0.00 | 118,444.76 | | 1,127,275.24 | 90.49 % |
| 910 TRANSFERS TO OTHER FUNDS | 2,595,313.32 | 0 | 0.00 | 0.00 | | 0.00 | 0.00 % |
| ** TOTAL OBJ SERIES: 900-999 OTHER FINANCING USES | 2,595,313.32 | 0 | 0.00 | 0.00 | | 0.00 | 0.00 % |
| *** 22 ISF - HEALTH SELECT 105 | 2,595,313.32 | 0 | 0.00 | 0.00 | | 0.00 | 0.00 % |
| 220 <DESC. NOT FOUND> | 1,865,823.64 | 1,954,000 | 112,363.36 | 338,323.34 | | 1,615,676.66 | 82.68 % |
| 230 <DESC. NOT FOUND> | 53,263.32 | 80 | 65.00 | 508.75 | | 428.75- | 535.93-% |
| 235 <DESC. NOT FOUND> | 41,831.64 | 5,925 | 5,699.23 | 17,188.89 | | 11,263.89- | 190.10-% |
| ** TOTAL OBJ SERIES: 200-299 EMPLOYEE BENEFITS | 1,960,918.60 | 1,960,005 | 118,127.59 | 356,020.98 | | 1,603,984.02 | 81.83 % |
| 305 <DESC. NOT FOUND> | 0.00 | 0 | 0.00 | 41.66 | | 41.66- | 0.00 % |
| ** TOTAL OBJ SERIES: 300-399 PURCHASED SERVICES | 0.00 | 0 | 0.00 | 41.66 | | 41.66- | 0.00 % |
| *** 25 OPEB REVOCABLE TRUST | 1,960,918.60 | 1,960,005 | 118,127.59 | 356,062.64 | | 1,603,942.36 | 81.83 % |

STATEMENT OF EXPENDITURES

DIST 191 Burnsville-Eagan-Savage ISD191 ACCOUNTING PERIOD 01/01/10 TO 01/31/10

| OBJ FD | PRIOR | FISCAL YEAR 200907 | | | | | |
|------------------------------|--------|--------------------|-------------|---------------|---------------|-------------|-----------------------|
| | YEAR | REVISED | 01/01/10 | EXPENDED | ENCUMBERED | REMAINING | PERCENT |
| 720 47 | ACTUAL | BUDGET | 01/31/10 | THRU 01/31/10 | THRU 01/31/10 | ON 01/31/10 | REMAINING |
| 720 BOND, INTEREST | 0.00 | 781,890 | 0.00 | 0.00 | | 781,890.00 | 100.00 % |
| ** TOTAL OBJ SERIES: 700-799 | 0.00 | 781,890 | 0.00 | 0.00 | | 781,890.00 | 100.00 % |
| DEBT SERVICE | | | | | | | |
| *** 47 <DESC. NOT FOUND> | 0.00 | 781,890 | 0.00 | 0.00 | | 781,890.00 | 100.00 % |
| *** REPORT TOTALS: | | 164,224,140.69 | 150,039,645 | 16,347,317.69 | 76,723,842.83 | 380,621.79 | 72,935,180.38 48.61 % |

BURNSVILLE-EAGAN-SAVAGE

Independent School District 191

DISTRICT EXPENDITURES

BY

PROGRAM/DEPARTMENT

WITHIN FUND

January, 2010

ACCT STATUS: Active and Next Year Accts ACCOUNT RANGES: 01- TO 99-999
 ZERO BALANCES: Suppress Zero Balances
 SORTED BY: ACCOUNT FD PRG
 SUBTOTALLED BY: ACCOUNT FD PRG
 SERIES TOTALS: ACCOUNT PRG
 PAGE BREAK ON: <None Selected>

| PRG FD | PRIOR YEAR ACTUAL | < - - - - - REVISED BUDGET | FISCAL YEAR 200907 | | | | REMAINING ON 01/31/10 | PERCENT REMAINING |
|--|-------------------------|----------------------------------|----------------------|---------------------------|-----------------------------|--------------|--------------------------|----------------------|
| | | | 01/01/10 01/31/10 | EXPENDED THRU 01/31/10 | ENCUMBERED THRU 01/31/10 | | | |
| 010 01 | | | | | | | | |
| 010 BOARD OF EDUCATION | 94,547.89 | 104,439 | 4,394.29 | 60,636.08 | | 43,802.92 | 41.94 % | |
| 020 SUPERINTENDENT | 438,754.64 | 404,315 | 28,692.81 | 212,638.72 | | 191,676.28 | 47.40 % | |
| 030 ASSIST SUP'T | 248,871.79 | 164,534 | 5,708.39 | 40,180.91 | | 124,353.09 | 75.57 % | |
| 050 SCHOOL ADMINISTRATION | 5,358,631.40 | 4,285,081 | 328,160.13 | 2,250,594.25 | 40,897.57 | 1,993,589.18 | 46.52 % | |
| ** TOTAL PRG SERIES: 000-099 ADMINISTRATION | 6,140,805.72 | 4,958,369 | 366,955.62 | 2,564,049.96 | 40,897.57 | 2,353,421.47 | 47.46 % | |
| 09105 GEN ADMIN SUPPORT | 205,134.10 | 162,310 | 19,373.18 | 97,887.92 | 8,557.93 | 55,864.15 | 34.41 % | |
| 107 OTH ADMIN SUPPORT | 26,840.64 | 0 | 0.00 | 0.00 | | 0.00 | 0.00 % | |
| 110 BUSINESS SERVICES | 1,542,190.75 | 1,341,315 | 170,638.52 | 913,742.60 | 116.56 | 427,455.84 | 31.86 % | |
| 130 COMMUNITY RELATIONS | 302,262.51 | 354,996 | 27,412.49 | 186,689.08 | 12,000.00 | 156,306.92 | 44.03 % | |
| 140 DATA PROCESSING | 679,418.12 | 750,474 | 35,295.42 | 560,012.37 | 41.00 | 190,420.63 | 25.37 % | |
| 150 LEGAL SERVICES | 20,772.20 | 0 | 411.40 | 2,628.10 | | 2,628.10 | 0.00 % | |
| 160 HUMAN RESOURCES | 657,228.37 | 628,562 | 48,656.47 | 371,246.19 | 1,569.05 | 255,746.76 | 40.68 % | |
| 170 PRINTING | 44,113.15 | 38,500 | 5,811.72 | 23,658.84 | | 14,841.16 | 38.54 % | |
| 180 CENSUS | 26,189.09 | 28,569 | 1,853.16 | 13,135.34 | | 15,433.66 | 54.02 % | |
| 195 COMMUNITY PARTNERSHIP | 480.00 | 3,000 | 0.00 | 430.00 | | 2,570.00 | 85.66 % | |

| PRG FD | PRIOR YEAR ACTUAL | REVISED BUDGET | 01/01/10 01/31/10 | FISCAL YEAR 200907 EXPENDED THRU 01/31/10 | ENCUMBERED THRU 01/31/10 | REMAINING ON 01/31/10 | PERCENT REMAINING |
|---|-------------------|----------------|----------------------|--|-----------------------------|--------------------------|----------------------|
| 197 01 | 35,799.59 | 167,633 | 343.48 | 29,552.31 | 43.07 | 138,037.62 | 82.34 % |
| 199 SCHOOL ELECTIONS | 6,727.34 | 0 | 0.00 | 0.00 | | 0.00 | 0.00 % |
| ** TOTAL PRG SERIES: 100-199 DIST. SUPPORT SERV. | 3,547,155.86 | 3,475,359 | 309,795.84 | 2,198,982.75 | 22,327.61 | 1,254,048.64 | 36.08 % |
| 201 KINDERGARTEN | 1,548,282.84 | 1,581,982 | 132,010.89 | 713,959.87 | 191.88 | 867,830.25 | 54.85 % |
| 202 PRIMARY (1-3) | 6,994,170.53 | 8,293,288 | 685,328.38 | 3,691,386.21 | 1,196.91 | 4,600,704.88 | 55.47 % |
| 203 INTERMEDIATE (4-6) | 14,964,092.56 | 10,196,217 | 822,608.25 | 4,490,592.87 | 2,289.48 | 5,703,334.65 | 55.93 % |
| 204 TITLE II TEACHER TRAINING | 447,441.33 | 356,570 | 25,731.29 | 156,622.55 | | 199,947.45 | 56.07 % |
| 205 TITLE III - LEP | 122,516.81 | 165,547 | 9,933.19 | 107,745.36 | 2,550.00 | 55,251.64 | 33.37 % |
| 206 TITLE IV SAFE & DRUG FREE | 2,669.00 | 0 | 0.00 | 0.00 | | 0.00 | 0.00 % |
| 208 ELE/SEC MIDDLE SCH'L | 12,701.47 | 0 | 722.48 | 2,892.32 | | 2,892.32 | 0.00 % |
| 210 TECHNOLOGY GRANT | 0.00 | 1,187 | 0.00 | 0.00 | | 1,187.00 | 100.00 % |
| 211 SECONDARY ED-GENERAL | 8,438,092.03 | 2,957,886 | 178,134.84 | 1,806,069.34 | 51,254.39 | 1,100,562.27 | 37.20 % |
| 212 ART | 785,957.31 | 862,807 | 76,204.33 | 410,742.20 | 3,415.57 | 448,649.23 | 51.99 % |
| 215 BUSINESS | 63,349.27 | 67,052 | 5,240.11 | 28,979.73 | 799.76 | 37,272.51 | 55.58 % |
| 216 TITLE I EDUCATIONALLY DISADVAN | 1,176,410.00 | 1,554,007 | 115,558.92 | 613,943.83 | 398.00 | 939,665.17 | 60.46 % |
| 217 ASSURANCE OF MASTERY | 232,535.18 | 307,618 | 19,505.48 | 93,093.37 | 303.36 | 214,221.27 | 69.63 % |
| 218 SCHOOL ENRICHMENT PROG | 654,297.86 | 508,425 | 43,291.03 | 228,556.37 | | 279,868.63 | 55.04 % |

8

| PRG FD | PRIOR YEAR ACTUAL | REVISED BUDGET | 01/01/10 01/31/10 | FISCAL YEAR 200907 EXPENDED THRU 01/31/10 | ENCUMBERED THRU 01/31/10 | REMAINING ON 01/31/10 | PERCENT REMAINING |
|---|-------------------|----------------|----------------------|--|-----------------------------|--------------------------|----------------------|
| 219 01 | | | | | | | |
| 219 ESL | 2,673,006.01 | 2,930,500 | 245,296.22 | 1,259,035.04 | | 1,671,464.96 | 57.03 % |
| 220 LANGUAGE ARTS | 2,621,601.53 | 2,703,362 | 215,889.93 | 1,244,990.87 | 356.12 | 1,458,015.01 | 53.93 % |
| 230 WORLD LANGUAGES | 1,118,315.31 | 1,171,952 | 98,805.20 | 539,246.09 | 0.01 | 632,705.90 | 53.98 % |
| 240 PHY ED-HEALTH-REC | 2,135,847.02 | 2,116,069 | 176,496.64 | 947,324.71 | 101.25 | 1,168,643.04 | 55.22 % |
| 250 FAMILY LIVING SCIENCE | 158,935.11 | 149,006 | 13,257.80 | 68,593.23 | 481.50 | 79,931.27 | 53.64 % |
| 255 INDUSTRIAL EDUCATION | 382,594.98 | 434,924 | 34,772.91 | 192,414.93 | 690.63 | 241,818.44 | 55.60 % |
| 256 MATHEMATICS | 2,408,737.83 | 2,750,913 | 241,069.26 | 1,229,021.01 | 96.26 | 1,521,795.73 | 55.31 % |
| 258 MUSIC | 1,698,110.69 | 1,881,957 | 161,418.80 | 914,433.86 | 917.56 | 966,605.58 | 51.36 % |
| 260 NATURAL SCIENCES | 3,020,383.76 | 3,294,344 | 271,728.48 | 1,503,308.95 | 331.51 | 1,790,703.54 | 54.35 % |
| 270 SOCIAL STUDIES | 2,628,272.68 | 2,634,903 | 225,580.32 | 1,198,928.72 | 4.56 | 1,435,969.72 | 54.49 % |
| 280 OTH REG INSTRUCTIONAL SEC | 0.00 | 504,338 | 0.00 | 0.00 | | 504,338.00 | 100.00 % |
| 291 CO-CURRICULAR | 563,833.57 | 719,422 | 68,448.19 | 429,138.14 | 1,987.90 | 288,295.96 | 40.07 % |
| 292 BOYS/GIRLS ATHLETICS | 360,826.61 | 368,878 | 76,396.88 | 334,903.17 | 18,559.62 | 15,415.21 | 4.17 % |
| 294 BOYS ATHLETICS | 439,928.68 | 436,347 | 46,246.10 | 263,238.36 | 3,344.95 | 169,763.69 | 38.90 % |
| 296 GIRLS ATHLETICS | 404,189.86 | 422,757 | 42,000.29 | 263,185.70 | 1,947.19 | 157,624.11 | 37.28 % |
| ** TOTAL PRG SERIES: 200-299 REGULAR INSTRUCTION | 56,057,099.83 | 49,372,258 | 4,031,676.21 | 22,732,346.80 | 91,218.41 | 26,548,692.79 | 53.77 % |
| 311 DISTRIBUTIVE EDUCATION | 27,003.21 | 11,213 | 0.00 | 4,665.12 | 936.00 | 5,611.88 | 50.04 % |

88

| PRG FD | PRIOR YEAR ACTUAL | REVISED BUDGET | 01/01/10 01/31/10 | FISCAL YEAR 200907 EXPENDED THRU 01/31/10 | ENCUMBERED THRU 01/31/10 | REMAINING ON 01/31/10 | PERCENT REMAINING |
|---|-------------------|----------------|----------------------|--|-----------------------------|--------------------------|----------------------|
| 331 01 | 369,693.75 | 318,874 | 23,267.61 | 129,583.09 | 297.00 | 188,993.91 | 59.26 % |
| 341 | 142,906.94 | 152,795 | 14,546.84 | 65,341.05 | | 87,453.95 | 57.23 % |
| 351 | 13,966.75 | 17,152 | 1,184.95 | 6,561.44 | 1,243.80 | 9,346.76 | 54.49 % |
| 361 | 132,681.38 | 134,873 | 11,208.20 | 60,154.57 | | 74,718.43 | 55.39 % |
| 380 | 627,203.11 | 607,118 | 47,798.83 | 281,641.63 | | 325,476.37 | 53.61 % |
| 399 | 521,632.17 | 341,962 | 29,679.60 | 233,589.27 | | 108,372.73 | 31.69 % |
| ** TOTAL PRG SERIES: 300-399 VOCATIONAL INSTRUC. | 1,835,087.31 | 1,583,987 | 127,686.03 | 781,536.17 | 2,476.80 | 799,974.03 | 50.50 % |
| 400 | 3,939,293.15 | 115,848- | 11,183.48 | 63,893.78 | 736.18 | 180,477.96- | 155.78 % |
| 401 | 1,245,566.31 | 1,355,017 | 110,334.21 | 597,819.51 | 105.95 | 757,091.54 | 55.87 % |
| 402 | 836,416.21 | 1,195,105 | 92,287.34 | 479,819.92 | 57.39 | 715,227.69 | 59.84 % |
| 403 | 1,267,845.50 | 1,136,102 | 93,541.82 | 468,214.47 | 30.48 | 667,857.05 | 58.78 % |
| 404 | 476,312.45 | 627,305 | 23,430.40 | 130,316.48 | | 496,988.52 | 79.22 % |
| 405 | 141,544.16 | 140,600 | 210.00 | 210.00 | | 140,390.00 | 99.85 % |
| 406 | 253,146.84 | 200,165 | 4,151.85 | 21,085.79 | | 179,079.21 | 89.46 % |
| 407 | 3,695,574.20 | 3,247,185 | 258,980.82 | 1,386,209.70 | 606.94 | 1,860,368.36 | 57.29 % |
| 408 | 4,672,850.15 | 4,344,180 | 346,833.44 | 1,846,746.03 | 255.56 | 2,497,178.41 | 57.48 % |
| 410 | 405,470.92 | 351,100 | 25,642.98 | 135,153.65 | | 215,946.35 | 61.50 % |

88

| PRG FD | PRIOR YEAR ACTUAL | REVISED BUDGET | 01/01/10 01/31/10 | FISCAL YEAR 200907 EXPENDED THRU 01/31/10 | ENCUMBERED THRU 01/31/10 | REMAINING ON 01/31/10 | PERCENT REMAINING |
|--|-------------------|----------------|----------------------|--|-----------------------------|--------------------------|----------------------|
| 411 01 | | | | | | | |
| 411 AUTISTIC | 2,350,076.06 | 2,370,082 | 193,055.81 | 1,003,775.39 | 7,108.59 | 1,359,198.02 | 57.34 % |
| 412 EARLY CHILDHOOD SPEC EDUCATION | 3,223,171.18 | 3,031,889 | 226,810.49 | 1,339,331.40 | 4,933.61 | 1,687,623.99 | 55.66 % |
| 414 TRAUMATIC BRAIN INJURY | 0.00 | 0 | 0.00 | 60.00 | | 60.00- | 0.00 % |
| 416 SEVERELY MULTIPLY IMPAIRED | 6,716.39 | 7,000 | 0.00 | 0.00 | | 7,000.00 | 100.00 % |
| 420 SPECIAL ED-GENERAL | 2,146,242.82 | 3,084,968 | 581,506.16 | 1,592,352.29 | 2,927.29 | 1,489,688.42 | 48.28 % |
| 430 HOMEBOUND | 43,606.25 | 41,688 | 5,079.16 | 21,848.22 | | 19,839.78 | 47.59 % |
| 472 SP ED - HEALTH SERVICES | 389,903.61 | 400,563 | 32,950.37 | 180,055.25 | | 220,507.75 | 55.04 % |
| 473 SP ED - PSYCHOLOGICAL SERV | 844,581.55 | 848,678 | 75,006.95 | 383,217.60 | | 465,460.40 | 54.84 % |
| 474 SP ED - SOCIAL WORK | 0.00 | 0 | 17.60 | 384.72 | | 384.72- | 0.00 % |
| ** TOTAL PRG SERIES: 400-499 SPECIAL ED INSTRUCT. | 25,938,317.75 | 22,265,779 | 2,081,022.88 | 9,650,494.20 | 16,761.99 | 12,598,522.81 | 56.58 % |
| 520 BALC - DIPLOMA | 105,861.65 | 197,731 | 3,881.37 | 107,006.86 | | 90,724.14 | 45.88 % |
| ** TOTAL PRG SERIES: 500-599 COMMUNITY ED & SERV | 105,861.65 | 197,731 | 3,881.37 | 107,006.86 | | 90,724.14 | 45.88 % |
| 600 <DESC. NOT FOUND> | 718,219.40 | 36,821- | 0.00 | 0.00 | | 36,821.00- | 100.00 % |
| 605 GENERAL INSTRUCT SUPPORT | 1,191,012.26 | 1,355,365 | 110,768.71 | 728,088.76 | | 627,276.24 | 46.28 % |
| 610 CURR CONSULT/DEVELOP | 1,632,051.04 | 1,913,900 | 90,220.15 | 596,429.91 | 10,895.51 | 1,306,574.58 | 68.26 % |
| 620 EDUCATIONAL MEDIA | 913,050.98 | 977,760 | 96,487.80 | 485,075.79 | 16,058.34 | 476,625.87 | 48.74 % |
| 640 STAFF DEVELOPMENT | 2,382,621.68 | 2,581,204 | 113,407.05 | 642,112.96 | 904.42 | 1,938,186.62 | 75.08 % |

06

| PRG FD | PRIOR YEAR ACTUAL | REVISED BUDGET | 01/01/10 01/31/10 | FISCAL YEAR 200907 EXPENDED THRU 01/31/10 | ENCUMBERED THRU 01/31/10 | REMAINING ON 01/31/10 | PERCENT REMAINING |
|--|-------------------|----------------|----------------------|--|-----------------------------|--------------------------|----------------------|
| 680 01 | | | | | | | |
| 680 COMP ASSIST INSTRUCT | 1,270,890.02 | 1,932,042 | 78,680.51 | 815,903.34 | 46,103.48 | 1,070,035.18 | 55.38 % |
| 690 OTHR INSTR SUPP SERV | 43,533.42 | 48,600 | 4,834.66 | 26,424.59 | | 22,175.41 | 45.62 % |
| ** TOTAL PRG SERIES: 600-699 INSTRUC SUPPORT SERV | 8,151,378.80 | 8,772,050 | 494,398.88 | 3,294,035.35 | 73,961.75 | 5,404,052.90 | 61.60 % |
| 710 COUNSELING/GUIDANCE | 1,545,601.22 | 1,124,085 | 95,820.34 | 539,361.65 | 600.00 | 584,123.35 | 51.96 % |
| 720 HEALTH SERVICES | 1,083,308.99 | 879,932 | 78,871.74 | 430,858.46 | 879.45 | 448,194.09 | 50.93 % |
| 740 ATTEND/SOC WORK SERV | 486,729.19 | 604,076 | 71,812.11 | 256,919.21 | | 347,156.79 | 57.46 % |
| 760 PUPIL TRANSPORTATION | 25,173.12 | 2,189- | 0.00 | 0.00 | | 2,189.00- | 100.00 % |
| 91 770 FOOD SERVICES | 1,025.00 | 0 | 0.00 | 0.00 | | 0.00 | 0.00 % |
| 780 ALCOHOL/DRUG PREV PRG | 25,779.29 | 34,552 | 138.69- | 982.57 | | 33,569.43 | 97.15 % |
| 790 OTHER PUPIL SUPPORT SERVICES | 365,683.20 | 548,025 | 5,393.15 | 268,253.58 | 8,179.00 | 271,592.42 | 49.55 % |
| 791 DIVERSITY/PEER LDRSHP | 0.00 | 6,709 | 905.15 | 4,046.13 | | 2,662.87 | 39.69 % |
| 792 PUPIL APPRAISAL | 221,831.52 | 363,211 | 28,624.51 | 254,338.20 | | 108,872.80 | 29.97 % |
| ** TOTAL PRG SERIES: 700-799 PUPIL SUPPORT SERV | 3,755,131.53 | 3,558,401 | 281,288.31 | 1,754,759.80 | 9,658.45 | 1,793,982.75 | 50.41 % |
| 810 OPERATIONS | 7,324,474.22 | 7,102,383 | 237,747.65- | 3,690,146.94 | 12,590.67 | 3,399,645.39 | 47.86 % |
| 811 MAINTENANCE | 1,078,317.84 | 1,206,899 | 113,352.62 | 728,953.70 | 13,721.58 | 464,223.72 | 38.46 % |
| 850 FACILITIES | 1,625,243.44 | 1,826,667 | 89,653.16 | 998,983.52 | 19,303.74 | 808,379.74 | 44.25 % |
| ** TOTAL PRG SERIES: 800-899 SITE,BUILDINGS,EQUIP | 10,028,035.50 | 10,135,949 | 34,741.87- | 5,418,084.16 | 45,615.99 | 4,672,248.85 | 46.09 % |
| 910 <DESC. NOT FOUND> | 69,323.00 | 0 | 0.00 | 0.00 | | 0.00 | 0.00 % |

| PRG FD | PRIOR YEAR ACTUAL | REVISED BUDGET | 01/01/10 01/31/10 | FISCAL YEAR 200907 EXPENDED THRU 01/31/10 | ENCUMBERED THRU 01/31/10 | REMAINING ON 01/31/10 | PERCENT REMAINING |
|--|-------------------|----------------|----------------------|--|-----------------------------|--------------------------|----------------------|
| 930 01 | | | | | | | |
| 930 EMPLOYEE BENEFITS | 0.00 | 0 | 0.00 | 97,632.25 | | 97,632.25- | 0.00 % |
| 940 PROPERTY & OTHER INS | 195,088.10 | 500,000 | 16,077.60 | 170,113.63 | | 329,886.37 | 65.97 % |
| 950 TRANSFERS | 781,889.58 | 2,765,891 | 0.00 | 0.00 | | 2,765,891.00 | 100.00 % |
| ** TOTAL PRG SERIES: 900-999 FISCAL & OTHER FIXED | 1,046,300.68 | 3,265,891 | 16,077.60 | 267,745.88 | | 2,998,145.12 | 91.80 % |
| *** 01 GENERAL | 116,605,174.63 | 107,585,774 | 7,678,040.87 | 48,769,041.93 | 302,918.57 | 58,513,813.50 | 54.38 % |
| 770 FOOD SERVICES | 4,673,665.39 | 4,431,964 | 420,095.31 | 2,186,110.92 | 2,295.01 | 2,243,558.07 | 50.62 % |
| ** TOTAL PRG SERIES: 700-799 PUPIL SUPPORT SERV | 4,673,665.39 | 4,431,964 | 420,095.31 | 2,186,110.92 | 2,295.01 | 2,243,558.07 | 50.62 % |
| *** 02 FOOD SERVICE | 4,673,665.39 | 4,431,964 | 420,095.31 | 2,186,110.92 | 2,295.01 | 2,243,558.07 | 50.62 % |
| 760 PUPIL TRANSPORTATION | 5,625,730.65 | 6,159,096 | 1,061,711.67 | 2,923,288.26 | | 3,235,807.74 | 52.53 % |
| ** TOTAL PRG SERIES: 700-799 PUPIL SUPPORT SERV | 5,625,730.65 | 6,159,096 | 1,061,711.67 | 2,923,288.26 | | 3,235,807.74 | 52.53 % |
| 930 EMPLOYEE BENEFITS | 0.00 | 0 | 0.00 | 697.00 | | 697.00- | 0.00 % |
| ** TOTAL PRG SERIES: 900-999 FISCAL & OTHER FIXED | 0.00 | 0 | 0.00 | 697.00 | | 697.00- | 0.00 % |
| *** 03 TRANSPORTATION | 5,625,730.65 | 6,159,096 | 1,061,711.67 | 2,923,985.26 | | 3,235,110.74 | 52.52 % |
| 505 COMM SERV - GENERAL | 988,422.93 | 363,321 | 48,478.45 | 208,256.86 | 775.14 | 154,289.00 | 42.46 % |
| 510 ADULT EDUCATION | 304,451.98 | 359,990 | 22,115.51 | 163,159.67 | | 196,830.33 | 54.67 % |
| 511 ADULT RECREATION | 10,184.10 | 13,774 | 2,392.35 | 6,504.66 | | 7,269.34 | 52.77 % |
| 520 ADULT BASIC ED | 483,876.69 | 474,646 | 39,717.13 | 272,605.18 | | 202,040.82 | 42.56 % |
| 550 PRESCHOOL | 208,327.89 | 219,343 | 17,374.49 | 111,990.72 | | 107,352.28 | 48.94 % |
| 551 ELEMENTARY | 315,493.28 | 379,014 | 19,017.77 | 157,023.75 | 674.50 | 221,315.75 | 58.39 % |
| 552 SECONDARY | 96,445.17 | 145,375 | 2,865.46 | 75,516.98 | | 69,858.02 | 48.05 % |

26

| PRG FD | PRIOR YEAR ACTUAL | REVISED BUDGET | 01/01/10 01/31/10 | FISCAL YEAR 200907 EXPENDED THRU 01/31/10 | ENCUMBERED THRU 01/31/10 | REMAINING ON 01/31/10 | PERCENT REMAINING |
|--|-------------------|----------------|----------------------|--|-----------------------------|--------------------------|----------------------|
| 553 04 | 44,992.83 | 61,368 | 7.19 | 45,650.92 | | 15,717.08 | 25.61 % |
| 554 SES | 0.00 | 32,698 | 8,510.65 | 32,308.79 | | 389.21 | 1.19 % |
| 560 RECREATION | 162,133.49 | 202,217 | 8,624.86 | 107,599.76 | | 94,617.24 | 46.78 % |
| 570 PROJECT KIDS | 2,314,429.76 | 2,117,851 | 178,691.76 | 1,197,744.53 | | 920,106.47 | 43.44 % |
| 571 PROJ KIDS - PRESCHOOL | 1,199,444.32 | 1,117,923 | 103,711.31 | 609,665.50 | | 508,257.50 | 45.46 % |
| 580 EARLY CHILD & FAMILY ED | 540,986.03 | 513,439 | 48,041.68 | 283,500.62 | | 229,938.38 | 44.78 % |
| 582 SCHOOL READINESS | 112,619.94 | 118,378 | 10,462.74 | 52,337.37 | | 66,040.63 | 55.78 % |
| 583 PRESCHOOL SCREENING | 53,508.01 | 0 | 0.00 | 3,947.32 | | 3,947.32- | 0.00 % |
| 585 YOUTH DEV/SERV | 58,630.69 | 60,243 | 5,274.48 | 36,591.81 | | 23,651.19 | 39.25 % |
| 586 AFTER SCHOOL ENRICHMENT | 60,902.77 | 67,665 | 4,585.96 | 24,863.81 | 222.40 | 42,578.79 | 62.92 % |
| 590 OTHER COMM SERVICES | 446,132.62 | 532,025 | 45,325.20 | 260,490.88 | 730.66 | 270,803.46 | 50.90 % |
| ** TOTAL PRG SERIES: 500-599 COMMUNITY ED & SERV | 7,400,982.50 | 6,779,270 | 565,196.99 | 3,649,759.13 | 2,402.70 | 3,127,108.17 | 46.12 % |
| *** 04 COMMUNITY SERVICE | 7,400,982.50 | 6,779,270 | 565,196.99 | 3,649,759.13 | 2,402.70 | 3,127,108.17 | 46.12 % |
| 850 FACILITIES | 16,489,410.26 | 12,054,353 | 181,370.16 | 9,795,930.28 | 73,005.51 | 2,185,417.21 | 18.12 % |
| ** TOTAL PRG SERIES: 800-899 SITE,BUILDINGS,EQUIP | 16,489,410.26 | 12,054,353 | 181,370.16 | 9,795,930.28 | 73,005.51 | 2,185,417.21 | 18.12 % |
| *** 06 CAPITAL PROJECTS | 16,489,410.26 | 12,054,353 | 181,370.16 | 9,795,930.28 | 73,005.51 | 2,185,417.21 | 18.12 % |
| 910 DEBT RED-BOND'D DEBT | 6,754,065.83 | 6,993,282 | 6,151,230.82 | 7,770,972.08 | | 777,690.08- | 11.12-% |
| ** TOTAL PRG SERIES: 900-999 FISCAL & OTHER FIXED | 6,754,065.83 | 6,993,282 | 6,151,230.82 | 7,770,972.08 | | 777,690.08- | 11.12-% |
| *** 07 DEBT SERVICE | 6,754,065.83 | 6,993,282 | 6,151,230.82 | 7,770,972.08 | | 777,690.08- | 11.12-% |
| 050 SCHOOL ADMINISTRATION | 70,382.33 | 83,250 | 1,701.69 | 25,842.61 | | 57,407.39 | 68.95 % |
| ** TOTAL PRG SERIES: 000-099 ADMINISTRATION | 70,382.33 | 83,250 | 1,701.69 | 25,842.61 | | 57,407.39 | 68.95 % |

93

| PRG FD | PRIOR YEAR ACTUAL | REVISED BUDGET | 01/01/10 01/31/10 | FISCAL YEAR 200907 EXPENDED THRU 01/31/10 | ENCUMBERED THRU 01/31/10 | REMAINING ON 01/31/10 | PERCENT REMAINING |
|--|-------------------|----------------|----------------------|--|-----------------------------|--------------------------|----------------------|
| 050 08 | | | | | | | |
| 110 BUSINESS SERVICES | 22,158.47 | 37,000 | 222.00 | 11,139.60 | | 25,860.40 | 69.89 % |
| ** TOTAL PRG SERIES: 100-199 DIST. SUPPORT SERV. | 22,158.47 | 37,000 | 222.00 | 11,139.60 | | 25,860.40 | 69.89 % |
| 211 SECONDARY ED-GENERAL | 689,026.06 | 740,000 | 54,287.69 | 401,148.62 | | 338,851.38 | 45.79 % |
| ** TOTAL PRG SERIES: 200-299 REGULAR INSTRUCTION | 689,026.06 | 740,000 | 54,287.69 | 401,148.62 | | 338,851.38 | 45.79 % |
| 505 COMM SERV - GENERAL | 35,621.45 | 46,250 | 2,934.66 | 24,550.34 | | 21,699.66 | 46.91 % |
| ** TOTAL PRG SERIES: 500-599 COMMUNITY ED & SERV | 35,621.45 | 46,250 | 2,934.66 | 24,550.34 | | 21,699.66 | 46.91 % |
| 605 GEN INSTRUCT SUPPORT | 12,987.43 | 0 | 3,584.10 | 13,511.28 | | 13,511.28- | 0.00 % |
| ** TOTAL PRG SERIES: 600-699 INSTRUC SUPPORT SERV | 12,987.43 | 0 | 3,584.10 | 13,511.28 | | 13,511.28- | 0.00 % |
| 770 FOOD SERVICES | 9,297.29 | 2,775 | 575.79 | 4,616.07 | | 1,841.07- | 66.34-% |
| ** TOTAL PRG SERIES: 700-799 PUPIL SUPPORT SERV | 9,297.29 | 2,775 | 575.79 | 4,616.07 | | 1,841.07- | 66.34-% |
| 810 OPERATIONS | 15,160.64 | 15,725 | 1,564.88 | 15,330.66 | | 394.34 | 2.50 % |
| ** TOTAL PRG SERIES: 800-899 SITE,BUILDINGS,EQUIP | 15,160.64 | 15,725 | 1,564.88 | 15,330.66 | | 394.34 | 2.50 % |
| *** 08 FLEX BENEFIT FUND | 854,633.67 | 925,000 | 64,870.81 | 496,139.18 | | 428,860.82 | 46.36 % |
| 790 OTHER PUPIL SUPP SER | 47,589.50 | 42,000 | 0.00 | 15,966.25 | | 26,033.75 | 61.98 % |
| ** TOTAL PRG SERIES: 700-799 PUPIL SUPPORT SERV | 47,589.50 | 42,000 | 0.00 | 15,966.25 | | 26,033.75 | 61.98 % |
| *** 09 SCHOLARSHIP FUND | 47,589.50 | 42,000 | 0.00 | 15,966.25 | | 26,033.75 | 61.98 % |
| 930 EMPLOYEE BENEFITS | 93,885.24 | 111,872 | 8,417.54 | 42,087.70 | | 69,784.30 | 62.37 % |
| ** TOTAL PRG SERIES: 900-999 FISCAL & OTHER FIXED | 93,885.24 | 111,872 | 8,417.54 | 42,087.70 | | 69,784.30 | 62.37 % |
| *** 10 PRIN EARLY RET INS FUND | 93,885.24 | 111,872 | 8,417.54 | 42,087.70 | | 69,784.30 | 62.37 % |
| 790 OTHER PUPIL SUPPORT SERVICES | 0.00 | 69,419 | 10,594.24 | 30,157.59 | | 39,261.41 | 56.55 % |
| ** TOTAL PRG SERIES: 700-799 PUPIL SUPPORT SERV | 0.00 | 69,419 | 10,594.24 | 30,157.59 | | 39,261.41 | 56.55 % |
| *** 15 CAFE | 0.00 | 69,419 | 10,594.24 | 30,157.59 | | 39,261.41 | 56.55 % |

94

| PRG FD | PRIOR YEAR ACTUAL | < - - - - - REVISED BUDGET | FISCAL YEAR 200907 | | | | REMAINING ON 01/31/10 | PERCENT REMAINING |
|--|-------------------------|----------------------------------|----------------------|---------------------------|-----------------------------|------------|--------------------------|----------------------|
| | | | 01/01/10 01/31/10 | EXPENDED THRU 01/31/10 | ENCUMBERED THRU 01/31/10 | | | |
| 050 20 | | | | | | | | |
| 050 SCHOOL ADMINISTRATION | 41,753.97 | 42,300 | 4,086.25 | 26,210.27 | | 16,089.73 | 38.03 % | |
| ** TOTAL PRG SERIES: 000-099 ADMINISTRATION | 41,753.97 | 42,300 | 4,086.25 | 26,210.27 | | 16,089.73 | 38.03 % | |
| 105 GEN ADMIN SUPPORT | 16,146.67 | 16,200 | 1,577.91 | 10,245.33 | | 5,954.67 | 36.75 % | |
| ** TOTAL PRG SERIES: 100-199 DIST. SUPPORT SERV. | 16,146.67 | 16,200 | 1,577.91 | 10,245.33 | | 5,954.67 | 36.75 % | |
| 203 INTERMEDIATE (4-6) | 424,868.78 | 425,700 | 41,511.36 | 269,981.55 | | 155,718.45 | 36.57 % | |
| ** TOTAL PRG SERIES: 200-299 REGULAR INSTRUCTION | 424,868.78 | 425,700 | 41,511.36 | 269,981.55 | | 155,718.45 | 36.57 % | |
| 399 VOCATIONAL-GENERAL | 11,580.11 | 11,700 | 1,132.84 | 7,291.13 | | 4,408.87 | 37.68 % | |
| ** TOTAL PRG SERIES: 300-399 VOCATIONAL INSTRUC. | 11,580.11 | 11,700 | 1,132.84 | 7,291.13 | | 4,408.87 | 37.68 % | |
| 420 SPECIAL ED-GENERAL | 205,993.37 | 207,000 | 20,135.11 | 130,479.40 | | 76,520.60 | 36.96 % | |
| ** TOTAL PRG SERIES: 400-499 SPECIAL ED INSTRUC. | 205,993.37 | 207,000 | 20,135.11 | 130,479.40 | | 76,520.60 | 36.96 % | |
| 505 COMM SERV - GENERAL | 57,247.74 | 57,600 | 5,596.82 | 36,211.29 | | 21,388.71 | 37.13 % | |
| ** TOTAL PRG SERIES: 500-599 COMMUNITY ED & SERV | 57,247.74 | 57,600 | 5,596.82 | 36,211.29 | | 21,388.71 | 37.13 % | |
| 605 GEN INSTRUCT SUPPORT | 29,439.56 | 29,700 | 2,879.29 | 18,566.53 | | 11,133.47 | 37.48 % | |
| ** TOTAL PRG SERIES: 600-699 INSTRUC SUPPORT SERV | 29,439.56 | 29,700 | 2,879.29 | 18,566.53 | | 11,133.47 | 37.48 % | |
| 790 OTHER PUPIL SUPPORT SERVICES | 67,033.74 | 67,500 | 6,554.32 | 42,365.02 | | 25,134.98 | 37.23 % | |
| ** TOTAL PRG SERIES: 700-799 PUPIL SUPPORT SERV | 67,033.74 | 67,500 | 6,554.32 | 42,365.02 | | 25,134.98 | 37.23 % | |
| 810 OPERATIONS | 42,974.53 | 42,300 | 4,187.79 | 27,834.59 | | 14,465.41 | 34.19 % | |
| ** TOTAL PRG SERIES: 800-899 SITE,BUILDINGS,EQUIP | 42,974.53 | 42,300 | 4,187.79 | 27,834.59 | | 14,465.41 | 34.19 % | |
| *** 20 ISF - DENTAL | 897,038.47 | 900,000 | 87,661.69 | 569,185.11 | | 330,814.89 | 36.75 % | |
| 030 ASSIST SUP'T | 15,354.90 | 20,720 | 0.00 | 0.00 | | 20,720.00 | 100.00 % | |

96

| PRG FD | PRIOR YEAR ACTUAL | REVISED BUDGET | 01/01/10 01/31/10 | FISCAL YEAR 200907 EXPENDED THRU 01/31/10 | ENCUMBERED THRU 01/31/10 | REMAINING ON 01/31/10 | PERCENT REMAINING |
|--|-------------------|----------------|----------------------|--|-----------------------------|--------------------------|----------------------|
| 050 21 | | | | | | | |
| 050 SCHOOL ADMINISTRATION | 6,557.02 | 225,000 | 0.00 | 9,247.22 | | 215,752.78 | 95.89 % |
| ** TOTAL PRG SERIES: 000-099 ADMINISTRATION | 21,911.92 | 245,720 | 0.00 | 9,247.22 | | 236,472.78 | 96.23 % |
| 110 BUSINESS SERVICES | 0.00 | 0 | 0.00 | 16,093.84 | | 16,093.84- | 0.00 % |
| ** TOTAL PRG SERIES: 100-199 DIST. SUPPORT SERV. | 0.00 | 0 | 0.00 | 16,093.84 | | 16,093.84- | 0.00 % |
| 211 SECONDARY ED-GENERAL | 203,070.71 | 1,000,000 | 0.00 | 93,088.70 | | 906,911.30 | 90.69 % |
| ** TOTAL PRG SERIES: 200-299 REGULAR INSTRUCTION | 203,070.71 | 1,000,000 | 0.00 | 93,088.70 | | 906,911.30 | 90.69 % |
| 810 OPERATIONS | 750.00 | 0 | 0.00 | 15.00 | | 15.00- | 0.00 % |
| ** TOTAL PRG SERIES: 800-899 SITE,BUILDINGS,EQUIP | 750.00 | 0 | 0.00 | 15.00 | | 15.00- | 0.00 % |
| *** 21 ISF - POST RETIREMENT BENEFIT | 225,732.63 | 1,245,720 | 0.00 | 118,444.76 | | 1,127,275.24 | 90.49 % |
| 950 TRANSFERS | 2,595,313.32 | 0 | 0.00 | 0.00 | | 0.00 | 0.00 % |
| ** TOTAL PRG SERIES: 900-999 FISCAL & OTHER FIXED | 2,595,313.32 | 0 | 0.00 | 0.00 | | 0.00 | 0.00 % |
| *** 22 ISF - HEALTH SELECT 105 | 2,595,313.32 | 0 | 0.00 | 0.00 | | 0.00 | 0.00 % |
| 050 <DESC. NOT FOUND> | 52,727.63 | 52,825 | 4,623.61 | 13,870.83 | | 38,954.17 | 73.74 % |
| ** TOTAL PRG SERIES: 000-099 ADMINISTRATION | 52,727.63 | 52,825 | 4,623.61 | 13,870.83 | | 38,954.17 | 73.74 % |
| 110 <DESC. NOT FOUND> | 84,206.10 | 84,500 | 8,046.92 | 24,140.76 | | 60,359.24 | 71.43 % |
| ** TOTAL PRG SERIES: 100-199 DIST. SUPPORT SERV. | 84,206.10 | 84,500 | 8,046.92 | 24,140.76 | | 60,359.24 | 71.43 % |
| 211 <DESC. NOT FOUND> | 587,086.46 | 586,600 | 49,736.33 | 149,208.99 | | 437,391.01 | 74.56 % |
| ** TOTAL PRG SERIES: 200-299 REGULAR INSTRUCTION | 587,086.46 | 586,600 | 49,736.33 | 149,208.99 | | 437,391.01 | 74.56 % |
| 810 <DESC. NOT FOUND> | 77.50 | 80 | 6.25 | 20.00 | | 60.00 | 75.00 % |
| ** TOTAL PRG SERIES: 800-899 SITE,BUILDINGS,EQUIP | 77.50 | 80 | 6.25 | 20.00 | | 60.00 | 75.00 % |
| 935 <DESC. NOT FOUND> | 1,236,820.91 | 1,236,000 | 55,714.48 | 168,822.06 | | 1,067,177.94 | 86.34 % |
| ** TOTAL PRG SERIES: 900-999 FISCAL & OTHER FIXED | 1,236,820.91 | 1,236,000 | 55,714.48 | 168,822.06 | | 1,067,177.94 | 86.34 % |
| *** 25 OPEB REVOCABLE TRUST | 1,960,918.60 | 1,960,005 | 118,127.59 | 356,062.64 | | 1,603,942.36 | 81.83 % |

96

| PRG FD | PRIOR YEAR | FISCAL YEAR 200907 | | | | | | PERCENT REMAINING |
|------------------------------|------------|--------------------|-------------|---------------|------------------------|--------------------------|-----------------------|-------------------|
| | | REVISED BUDGET | 01/01/10 | 01/31/10 | EXPENDED THRU 01/31/10 | ENCUMBERED THRU 01/31/10 | REMAINING ON 01/31/10 | |
| 935 25 | ACTUAL | | | | | | | |
| 910 DEBT RED-BOND'D DEBT | 0.00 | 781,890 | 0.00 | 0.00 | | | 781,890.00 | 100.00 % |
| ** TOTAL PRG SERIES: 900-999 | 0.00 | 781,890 | 0.00 | 0.00 | | | 781,890.00 | 100.00 % |
| FISCAL & OTHER FIXED | | | | | | | | |
| *** 47 <DESC. NOT FOUND> | 0.00 | 781,890 | 0.00 | 0.00 | | | 781,890.00 | 100.00 % |
| *** REPORT TOTALS: | | 164,224,140.69 | 150,039,645 | 16,347,317.69 | 76,723,842.83 | 380,621.79 | 72,935,180.38 | 48.61 % |

BURNSVILLE-EAGAN-SAVAGE

Independent School District 191

DISTRICT EXPENDITURES

BY

BUILDING/ORGANIZATIONAL UNIT

WITHIN FUND

January, 2010

ACCT STATUS: Active and Next Year Accts ACCOUNT RANGES: 01 TO 99-999
 ZERO BALANCES: Suppress Zero Balances
 SORTED BY: ACCOUNT FD ORG
 SUBTOTALLED BY: ACCOUNT FD ORG
 SERIES TOTALS: ACCOUNT ORG
 PAGE BREAK ON: <None Selected>

| ORG FD | PRIOR YEAR ACTUAL | < - - - - - REVISIED BUDGET | 01/01/10 01/31/10 | FISCAL YEAR 200907 EXPENDED THRU 01/31/10 | ENCUMBERED THRU 01/31/10 | REMAINING ON 01/31/10 | PERCENT REMAINING |
|---|-------------------|-----------------------------|-------------------|---|--------------------------|-----------------------|-------------------|
| 005 01 | | | | | | | |
| 005 DISTRICTWIDE | 26,964,622.86 | 12,683,603 | 241,697.53- | 5,089,929.35 | 70,310.22 | 7,523,363.43 | 59.31 % |
| 006 ADMIN BLDG | 32,602.83 | 26,900 | 2,403.16 | 16,670.46 | 43.07 | 10,186.47 | 37.86 % |
| 007 ENVISION-PERFORMING ARTS CTR | 0.00 | 299,188 | 28,281.13 | 140,101.54 | | 159,086.46 | 53.17 % |
| 008 DIAMONDHEAD | 521,269.46 | 797,014 | 40,276.26 | 402,398.64 | | 394,615.36 | 49.51 % |
| 014 BURNSVILLE SR HIGH | 16,753,796.31 | 17,735,153 | 1,497,140.29 | 8,300,205.10 | 58,161.39 | 9,376,786.51 | 52.87 % |
| 015 METCALF JR HIGH | 5,736,615.45 | 5,709,678 | 509,335.21 | 2,714,701.44 | 2,303.54 | 2,992,673.02 | 52.41 % |
| 066 EAGLE RIDGE JR HIGH | 5,838,350.96 | 5,729,093 | 487,876.53 | 2,716,354.96 | 5,943.98 | 3,006,794.06 | 52.48 % |
| 085 NICOLLET JR HIGH | 5,863,265.10 | 5,597,490 | 482,084.29 | 2,588,453.45 | 1,657.04 | 3,007,379.51 | 53.72 % |
| ** TOTAL ORG SERIES: 000-099 DISTRICT WIDE | 61,710,522.97 | 48,578,119 | 2,805,699.34 | 21,968,814.94 | 138,419.24 | 26,470,884.82 | 54.49 % |
| 100 ELEMENTARY SERVICES | 415,882.72 | 1,030,146 | 38,791.12 | 214,705.58 | 869.04 | 814,571.38 | 79.07 % |
| ** TOTAL ORG SERIES: 100-199 ELEMENTARY SERVICES | 415,882.72 | 1,030,146 | 38,791.12 | 214,705.58 | 869.04 | 814,571.38 | 79.07 % |
| 200 ELE/SEC SERVICES | 5,819,367.14 | 7,157,425 | 701,771.35 | 3,670,937.62 | 71,005.46 | 3,415,481.92 | 47.71 % |
| 299 SUMMER SCHOOL | 39,582.88 | 27,508 | 0.00 | 29,311.91 | | 1,803.91- | 6.55-% |
| ** TOTAL ORG SERIES: 200-299 ELEM/SECOND SERVICES | 5,858,950.02 | 7,184,933 | 701,771.35 | 3,700,249.53 | 71,005.46 | 3,413,678.01 | 47.51 % |
| 300 SECONDARY SERVICES | 606,513.34 | 965,006 | 37,130.28 | 323,734.95 | 0.01 | 641,271.04 | 66.45 % |
| 314 BALC - SECONDARY | 224,533.59 | 258,380 | 7,252.72 | 72,567.94 | | 185,812.06 | 71.91 % |

| ORG FD | PRIOR YEAR ACTUAL | REVISED BUDGET | 01/01/10 01/31/10 | FISCAL YEAR 200907 EXPENDED THRU 01/31/10 | ENCUMBERED THRU 01/31/10 | REMAINING ON 01/31/10 | PERCENT REMAINING |
|--|-------------------|----------------|----------------------|--|-----------------------------|--------------------------|----------------------|
| 315 01 | | | | | | | |
| 315 BALC - ELEM/JRH | 315,125.84 | 567,535 | 17,720.04 | 268,955.47 | | 298,579.53 | 52.60 % |
| ** TOTAL ORG SERIES: 300-399 SECONDARY SERVICES | 1,146,172.77 | 1,790,921 | 62,103.04 | 665,258.36 | 0.01 | 1,125,662.63 | 62.85 % |
| 414 BESTransition SERVICES | 727,861.91 | 771,769 | 67,109.67 | 339,774.26 | 492.51 | 431,502.23 | 55.91 % |
| 481 CEDAR ELEMENTARY | 3,563,418.76 | 3,434,251 | 282,369.60 | 1,530,353.61 | 5,642.86 | 1,898,254.53 | 55.27 % |
| 482 GIDEON POND ELEMENTARY | 3,037,833.64 | 3,015,624 | 251,778.66 | 1,386,984.81 | 2,864.06 | 1,625,775.13 | 53.91 % |
| 483 EDW NEILL ELEMENTARY | 3,945,886.40 | 4,049,038 | 338,329.75 | 1,838,350.77 | 3,382.27 | 2,207,304.96 | 54.51 % |
| 484 MARION W SAVAGE ELEMENTARY | 4,472,291.80 | 4,363,721 | 376,033.63 | 2,006,701.72 | 2,378.30 | 2,354,640.98 | 53.95 % |
| 100 485 SIOUX TRAIL ELEMENTARY | 3,382,949.45 | 3,379,159 | 284,956.18 | 1,528,603.08 | 2,156.93 | 1,848,398.99 | 54.69 % |
| 486 VISTA VIEW ELEMENTARY | 3,706,341.90 | 3,876,341 | 319,603.98 | 1,725,092.02 | 4,887.35 | 2,146,361.63 | 55.37 % |
| 487 BYRNE ELEMENTARY | 3,346,716.52 | 3,951,860 | 349,867.03 | 1,805,983.89 | 3,320.33 | 2,142,555.78 | 54.21 % |
| 488 RAHN ELEMENTARY | 3,472,320.45 | 3,366,345 | 280,810.38 | 1,527,680.50 | 2,383.60 | 1,836,280.90 | 54.54 % |
| 489 SKY OAKS ELEMENTARY | 4,944,685.15 | 5,082,236 | 421,792.54 | 2,276,071.91 | 3,605.31 | 2,802,558.78 | 55.14 % |
| 490 HIDDEN VALLEY ELEMENTARY | 5,086,757.08 | 5,372,224 | 450,838.24 | 2,419,717.49 | 1,167.95 | 2,951,338.56 | 54.93 % |
| 491 HARRIET BISHOP ELEMENTARY | 3,940,081.85 | 4,490,500 | 368,255.17 | 2,139,587.88 | 10,641.59 | 2,340,270.53 | 52.11 % |
| ** TOTAL ORG SERIES: 400-499 UNDEFINED ORG SERIES | 43,627,144.91 | 45,153,068 | 3,791,744.83 | 20,524,901.94 | 42,923.06 | 24,585,243.00 | 54.44 % |
| 500 ABE - AREA LEARNING CENTER | 106,756.36 | 197,731 | 3,881.37 | 107,006.86 | | 90,724.14 | 45.88 % |
| 509 VALE | 1,853,468.71 | 1,679,732 | 133,480.75 | 725,290.10 | 3,005.55 | 951,436.35 | 56.64 % |

| ORG FD | PRIOR YEAR ACTUAL | REVISED BUDGET | 01/01/10 TO 01/31/10 | FISCAL YEAR 200907 EXPENDED THRU 01/31/10 | ENCUMBERED THRU 01/31/10 | REMAINING ON 01/31/10 | PERCENT REMAINING |
|---|-------------------|----------------|----------------------|---|--------------------------|-----------------------|-------------------|
| 514 01 | | | | | | | |
| 514 CEDAR ALTERNATIVE | 1,722,151.41 | 1,776,005 | 131,487.21 | 744,323.26 | 46,659.23 | 985,022.51 | 55.46 % |
| 516 ANTHONY LEWIS CENTER | 34,977.17 | 44,221 | 3,276.12 | 18,262.00 | 18.49 | 25,940.51 | 58.66 % |
| 520 OPTIONS TREATMENT CENTER | 34,958.52 | 44,221 | 3,232.27 | 18,195.37 | 18.49 | 26,007.14 | 58.81 % |
| 530 SUMMER ESY K-12 STRETCH PROG | 79,653.14 | 82,648 | 567.90 | 69,918.53 | | 12,729.47 | 15.40 % |
| ** TOTAL ORG SERIES: 500-599 COMMUNITY SERVICE | 3,831,965.31 | 3,824,558 | 275,925.62 | 1,682,996.12 | 49,701.76 | 2,091,860.12 | 54.69 % |
| 701 ST JOHN'S | 14,535.93 | 24,029 | 2,005.57 | 12,115.46 | | 11,913.54 | 49.57 % |
| ** TOTAL ORG SERIES: 700-799 NONPUBLIC SCHOOL | 14,535.93 | 24,029 | 2,005.57 | 12,115.46 | | 11,913.54 | 49.57 % |
| *** 01 GENERAL | 116,605,174.63 | 107,585,774 | 7,678,040.87 | 48,769,041.93 | 302,918.57 | 58,513,813.50 | 54.38 % |
| 1005 DISTRICTWIDE | 1,114,377.57 | 803,182 | 38,765.27 | 458,833.79 | 2,295.01 | 342,053.20 | 42.58 % |
| 014 BURNSVILLE SR HIGH | 665,419.66 | 687,647 | 81,628.91 | 334,223.13 | | 353,423.87 | 51.39 % |
| 015 METCALF JR HIGH | 336,814.53 | 363,538 | 30,646.76 | 159,159.75 | | 204,378.25 | 56.21 % |
| 066 EAGLE RIDGE JR HIGH | 371,728.10 | 361,275 | 31,932.62 | 164,110.49 | | 197,164.51 | 54.57 % |
| 085 NICOLLET JR HIGH | 317,428.27 | 329,129 | 33,543.40 | 143,281.44 | | 185,847.56 | 56.46 % |
| ** TOTAL ORG SERIES: 000-099 DISTRICT WIDE | 2,805,768.13 | 2,544,771 | 216,516.96 | 1,259,608.60 | 2,295.01 | 1,282,867.39 | 50.41 % |
| 482 GIDEON POND ELEMENTARY | 184,525.64 | 180,115 | 18,470.95 | 83,825.98 | | 96,289.02 | 53.45 % |
| 483 EDW NEILL ELEMENTARY | 177,295.87 | 183,436 | 21,542.62 | 83,358.49 | | 100,077.51 | 54.55 % |
| 484 MARION W SAVAGE ELEMENTARY | 182,385.12 | 189,081 | 22,495.40 | 92,043.74 | | 97,037.26 | 51.32 % |
| 485 SIOUX TRAIL ELEMENTARY | 169,852.52 | 167,546 | 19,725.20 | 84,419.97 | | 83,126.03 | 49.61 % |

| ORG FD | PRIOR YEAR ACTUAL | REVISED BUDGET | 01/01/10 01/31/10 | FISCAL YEAR 200907 EXPENDED THRU 01/31/10 | ENCUMBERED THRU 01/31/10 | REMAINING ON 01/31/10 | PERCENT REMAINING |
|--------------------------------|-------------------|----------------|----------------------|--|-----------------------------|--------------------------|----------------------|
| 486 02 | | | | | | | |
| 486 VISTA VIEW ELEMENTARY | 188,236.25 | 191,179 | 20,187.67 | 90,738.40 | | 100,440.60 | 52.53 % |
| 487 BYRNE ELEMENTARY | 157,310.45 | 163,718 | 15,235.21 | 80,907.03 | | 82,810.97 | 50.58 % |
| 488 RAHN ELEMENTARY | 157,684.82 | 160,341 | 17,346.95 | 73,700.44 | | 86,640.56 | 54.03 % |
| 489 SKY OAKS ELEMENTARY | 220,742.89 | 222,695 | 20,464.79 | 126,001.07 | | 96,693.93 | 43.41 % |
| 490 HIDDEN VALLEY ELEMENTARY | 221,267.39 | 222,595 | 27,155.15 | 109,989.57 | | 112,605.43 | 50.58 % |
| 491 HARRIET BISHOP ELEMENTARY | 208,596.31 | 206,487 | 20,954.41 | 101,517.63 | | 104,969.37 | 50.83 % |
| ** TOTAL ORG SERIES: 400-499 | 1,867,897.26 | 1,887,193 | 203,578.35 | 926,502.32 | | 960,690.68 | 50.90 % |
| UNDEFINED ORG SERIES | | | | | | | |
| *** 02 FOOD SERVICE | 4,673,665.39 | 4,431,964 | 420,095.31 | 2,186,110.92 | 2,295.01 | 2,243,558.07 | 50.62 % |
| 102 005 DISTRICTWIDE | 5,625,730.65 | 6,159,096 | 1,061,711.67 | 2,923,985.26 | | 3,235,110.74 | 52.52 % |
| ** TOTAL ORG SERIES: 000-099 | 5,625,730.65 | 6,159,096 | 1,061,711.67 | 2,923,985.26 | | 3,235,110.74 | 52.52 % |
| DISTRICT WIDE | | | | | | | |
| *** 03 TRANSPORTATION | 5,625,730.65 | 6,159,096 | 1,061,711.67 | 2,923,985.26 | | 3,235,110.74 | 52.52 % |
| 005 DISTRICTWIDE | 660,020.77 | 42,423- | 0.00 | 0.00 | | 42,423.00- | 100.00 % |
| 008 DIAMONDHEAD | 0.00 | 0 | 6,927.25 | 35,229.47 | | 35,229.47- | 0.00 % |
| 014 BURNSVILLE SR HIGH | 65,762.88 | 26,328 | 0.00 | 34,659.96 | | 8,331.96- | 31.64-% |
| ** TOTAL ORG SERIES: 000-099 | 725,783.65 | 16,095- | 6,927.25 | 69,889.43 | | 85,984.43- | 534.23 % |
| DISTRICT WIDE | | | | | | | |
| 482 GIDEON POND ELEMENTARY | 130,552.79 | 31,847 | 2,631.91 | 16,844.19 | | 15,002.81 | 47.10 % |
| 483 EDW NEILL ELEMENTARY | 97,245.55 | 53,006 | 4,383.60 | 23,732.58 | | 29,273.42 | 55.22 % |
| 484 MARION W SAVAGE ELEMENTARY | 117,257.10 | 51,577 | 4,298.39 | 23,149.39 | | 28,427.61 | 55.11 % |
| 485 SIOUX TRAIL ELEMENTARY | 189,785.65 | 284,906 | 18,956.42 | 165,412.45 | | 119,493.55 | 41.94 % |

| ORG FD | PRIOR YEAR ACTUAL | REVISED BUDGET | 01/01/10 01/31/10 | FISCAL YEAR 200907 EXPENDED THRU 01/31/10 | ENCUMBERED THRU 01/31/10 | REMAINING ON 01/31/10 | PERCENT REMAINING |
|--|-------------------|----------------|----------------------|--|-----------------------------|--------------------------|----------------------|
| 486 04 | | | | | | | |
| 486 VISTA VIEW ELEMENTARY | 214,206.08 | 277,694 | 23,986.31 | 143,041.32 | | 134,652.68 | 48.48 % |
| 487 BYRNE ELEMENTARY | 139,012.08 | 39,558 | 7,224.49 | 30,245.77 | | 9,312.23 | 23.54 % |
| 488 RAHN ELEMENTARY | 183,704.45 | 115,571 | 6,949.40 | 35,584.86 | | 79,986.14 | 69.20 % |
| 489 SKY OAKS ELEMENTARY | 249,510.95 | 352,808 | 30,183.94 | 197,620.60 | | 155,187.40 | 43.98 % |
| 490 HIDDEN VALLEY ELEMENTARY | 259,958.39 | 244,274 | 29,218.07 | 190,685.72 | | 53,588.28 | 21.93 % |
| 491 HARRIET BISHOP ELEMENTARY | 235,486.29 | 241,856 | 32,928.85 | 175,400.60 | | 66,455.40 | 27.47 % |
| ** TOTAL ORG SERIES: 400-499 UNDEFINED ORG SERIES | 1,816,719.33 | 1,693,097 | 160,761.38 | 1,001,717.48 | | 691,379.52 | 40.83 % |
| 500 ABE - AREA LEARNING CENTER | 4,744,965.53 | 4,985,734 | 392,416.54 | 2,543,603.70 | 2,402.70 | 2,439,727.60 | 48.93 % |
| ** TOTAL ORG SERIES: 500-599 COMMUNITY SERVICE | 4,744,965.53 | 4,985,734 | 392,416.54 | 2,543,603.70 | 2,402.70 | 2,439,727.60 | 48.93 % |
| 701 ST JOHN'S | 102,498.48 | 103,158 | 4,596.40 | 30,391.94 | | 72,766.06 | 70.53 % |
| 704 TESSERACT SCHOOL | 5,601.26 | 5,161 | 0.00 | 936.76 | | 4,224.24 | 81.84 % |
| 705 CYRPUS | 0.00 | 1,032 | 0.00 | 0.00 | | 1,032.00 | 100.00 % |
| 799 HOME SCHOOLS | 5,414.25 | 7,183 | 495.42 | 3,219.82 | | 3,963.18 | 55.17 % |
| ** TOTAL ORG SERIES: 700-799 NONPUBLIC SCHOOL | 113,513.99 | 116,534 | 5,091.82 | 34,548.52 | | 81,985.48 | 70.35 % |
| *** 04 COMMUNITY SERVICE | 7,400,982.50 | 6,779,270 | 565,196.99 | 3,649,759.13 | 2,402.70 | 3,127,108.17 | 46.12 % |
| 005 DISTRICTWIDE | 0.00 | 0 | 18,153.22 | 133,673.14 | 712.00 | 134,385.14- | 0.00 % |
| 006 ADMIN BLDG | 0.00 | 0 | 0.00 | 20,557.00 | | 20,557.00- | 0.00 % |
| 014 BURNSVILLE SR HIGH | 4,468,365.39 | 6,305,394 | 20,298.15 | 4,534,412.75 | 3,699.00 | 1,767,282.25 | 28.02 % |

103

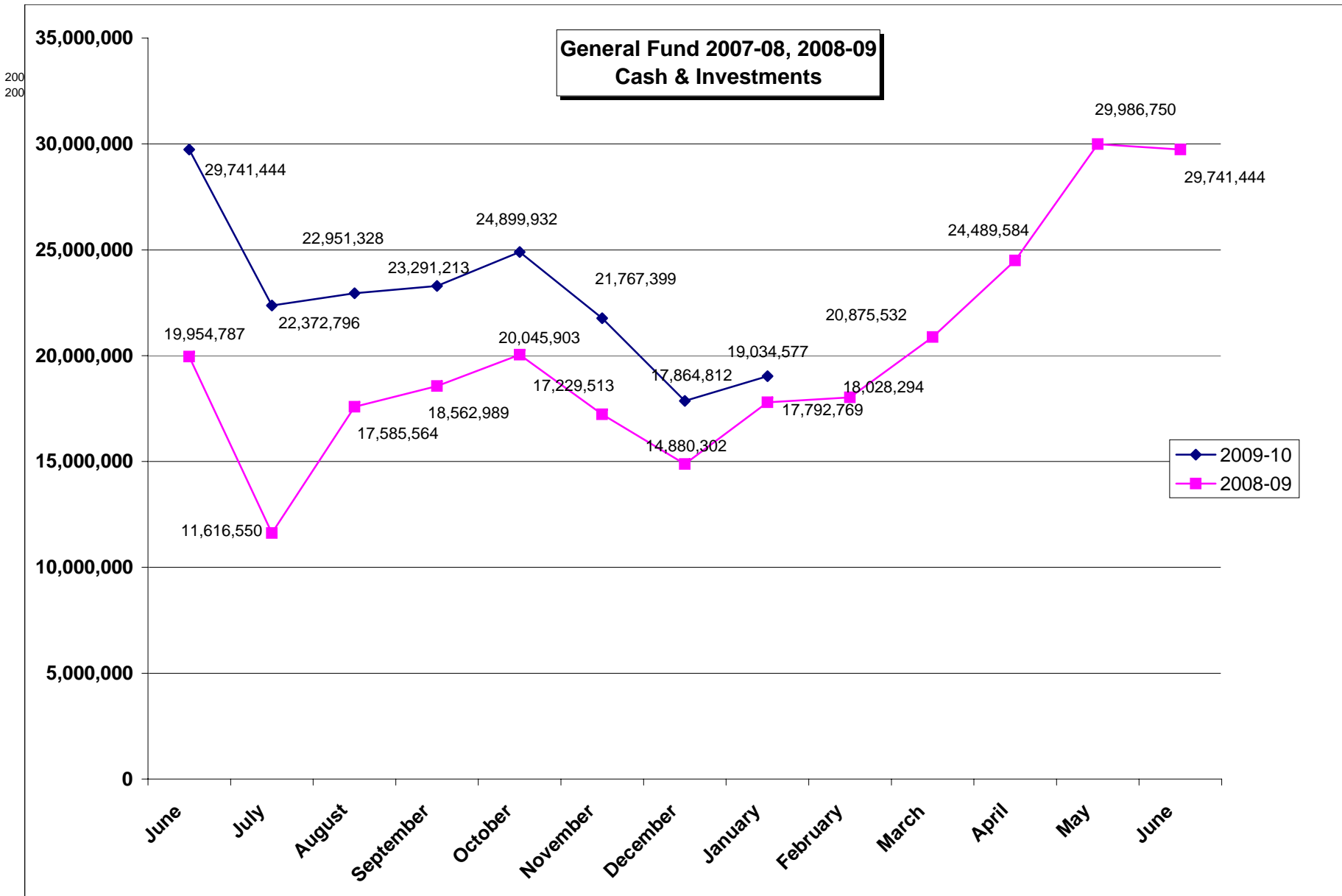
| ORG FD | PRIOR YEAR ACTUAL | REVISED BUDGET | 01/01/10 01/31/10 | FISCAL YEAR 200907 EXPENDED THRU 01/31/10 | ENCUMBERED THRU 01/31/10 | REMAINING ON 01/31/10 | PERCENT REMAINING |
|--|-------------------|----------------|----------------------|--|-----------------------------|--------------------------|----------------------|
| 015 06 | | | | | | | |
| 015 METCALF JR HIGH | 2,542,211.04 | 3,995,375 | 124,673.67 | 4,442,742.22 | 62,726.51 | 510,093.73- | 12.76-% |
| 066 EAGLE RIDGE JR HIGH | 18,538.00 | 0 | 0.00 | 0.00 | | 0.00 | 0.00 % |
| ** TOTAL ORG SERIES: 000-099 DISTRICT WIDE | 7,029,114.43 | 10,300,769 | 163,125.04 | 9,131,385.11 | 67,137.51 | 1,102,246.38 | 10.70 % |
| 482 GIDEON POND ELEMENTARY | 1,647,490.44 | 0 | 0.00 | 751.00 | | 751.00- | 0.00 % |
| 483 EDW NEILL ELEMENTARY | 2,039,613.58 | 0 | 0.00 | 8,472.53 | 768.00 | 9,240.53- | 0.00 % |
| 484 MARION W SAVAGE ELEMENTARY | 586,083.22 | 148,962 | 5,093.22 | 103,448.11 | | 45,513.89 | 30.55 % |
| 486 VISTA VIEW ELEMENTARY | 1,373,768.57 | 0 | 0.00 | 15,661.00 | | 15,661.00- | 0.00 % |
| 104 487 BYRNE ELEMENTARY | 235,423.43 | 0 | 0.00 | 0.00 | | 0.00 | 0.00 % |
| 488 RAHN ELEMENTARY | 29,693.63 | 378,000 | 12,676.90 | 252,027.18 | | 125,972.82 | 33.32 % |
| 489 SKY OAKS ELEMENTARY | 32,917.74 | 1,085,353 | 0.00 | 0.00 | | 1,085,353.00 | 100.00 % |
| 490 HIDDEN VALLEY ELEMENTARY | 23,058.37 | 141,269 | 0.00 | 138,902.73 | | 2,366.27 | 1.67 % |
| 491 HARRIET BISHOP ELEMENTARY | 13,785.52 | 0 | 0.00 | 0.00 | | 0.00 | 0.00 % |
| ** TOTAL ORG SERIES: 400-499 UNDEFINED ORG SERIES | 5,981,834.50 | 1,753,584 | 17,770.12 | 519,262.55 | 768.00 | 1,233,553.45 | 70.34 % |
| 514 CEDAR ALTERNATIVE | 3,478,461.33 | 0 | 475.00 | 145,282.62 | 5,100.00 | 150,382.62- | 0.00 % |
| ** TOTAL ORG SERIES: 500-599 COMMUNITY SERVICE | 3,478,461.33 | 0 | 475.00 | 145,282.62 | 5,100.00 | 150,382.62- | 0.00 % |
| *** 06 CAPITAL PROJECTS | 16,489,410.26 | 12,054,353 | 181,370.16 | 9,795,930.28 | 73,005.51 | 2,185,417.21 | 18.12 % |
| 005 DISTRICTWIDE | 6,754,065.83 | 6,993,282 | 6,151,230.82 | 7,770,972.08 | | 777,690.08- | 11.12-% |
| ** TOTAL ORG SERIES: 000-099 DISTRICT WIDE | 6,754,065.83 | 6,993,282 | 6,151,230.82 | 7,770,972.08 | | 777,690.08- | 11.12-% |
| *** 07 DEBT SERVICE | 6,754,065.83 | 6,993,282 | 6,151,230.82 | 7,770,972.08 | | 777,690.08- | 11.12-% |

| ORG FD 005 08 | PRIOR YEAR ACTUAL | < - - - - - REVISED BUDGET | FISCAL YEAR 200907 | | | | REMAINING ON 01/31/10 | PERCENT REMAINING |
|--------------------------------------|-------------------------|----------------------------------|----------------------|---------------------------|-----------------------------|--------------|--------------------------|----------------------|
| | | | 01/01/10 01/31/10 | EXPENDED THRU 01/31/10 | ENCUMBERED THRU 01/31/10 | | | |
| 005 DISTRICTWIDE | 854,633.67 | 925,000 | 64,870.81 | 496,139.18 | | 428,860.82 | 46.36 % | |
| ** TOTAL ORG SERIES: 000-099 | 854,633.67 | 925,000 | 64,870.81 | 496,139.18 | | 428,860.82 | 46.36 % | |
| DISTRICT WIDE | | | | | | | | |
| *** 08 FLEX BENEFIT FUND | 854,633.67 | 925,000 | 64,870.81 | 496,139.18 | | 428,860.82 | 46.36 % | |
| 300 SECONDARY SERVICES | 47,589.50 | 42,000 | 0.00 | 15,966.25 | | 26,033.75 | 61.98 % | |
| ** TOTAL ORG SERIES: 300-399 | 47,589.50 | 42,000 | 0.00 | 15,966.25 | | 26,033.75 | 61.98 % | |
| SECONDARY SERVICES | | | | | | | | |
| *** 09 SCHOLARSHIP FUND | 47,589.50 | 42,000 | 0.00 | 15,966.25 | | 26,033.75 | 61.98 % | |
| 005 DISTRICTWIDE | 93,885.24 | 111,872 | 8,417.54 | 42,087.70 | | 69,784.30 | 62.37 % | |
| ** TOTAL ORG SERIES: 000-099 | 93,885.24 | 111,872 | 8,417.54 | 42,087.70 | | 69,784.30 | 62.37 % | |
| DISTRICT WIDE | | | | | | | | |
| *** 10 PRIN EARLY RET INS FUND | 93,885.24 | 111,872 | 8,417.54 | 42,087.70 | | 69,784.30 | 62.37 % | |
| 008 CAFE | 0.00 | 69,419 | 10,594.24 | 30,157.59 | | 39,261.41 | 56.55 % | |
| ** TOTAL ORG SERIES: 000-099 | 0.00 | 69,419 | 10,594.24 | 30,157.59 | | 39,261.41 | 56.55 % | |
| DISTRICT WIDE | | | | | | | | |
| *** 15 CAFE | 0.00 | 69,419 | 10,594.24 | 30,157.59 | | 39,261.41 | 56.55 % | |
| 005 DISTRICTWIDE | 897,038.47 | 900,000 | 87,661.69 | 569,185.11 | | 330,814.89 | 36.75 % | |
| ** TOTAL ORG SERIES: 000-099 | 897,038.47 | 900,000 | 87,661.69 | 569,185.11 | | 330,814.89 | 36.75 % | |
| DISTRICT WIDE | | | | | | | | |
| *** 20 ISF - DENTAL | 897,038.47 | 900,000 | 87,661.69 | 569,185.11 | | 330,814.89 | 36.75 % | |
| 005 DISTRICTWIDE | 225,732.63 | 1,245,720 | 0.00 | 118,444.76 | | 1,127,275.24 | 90.49 % | |
| ** TOTAL ORG SERIES: 000-099 | 225,732.63 | 1,245,720 | 0.00 | 118,444.76 | | 1,127,275.24 | 90.49 % | |
| DISTRICT WIDE | | | | | | | | |
| *** 21 ISF - POST RETIREMENT BENEFIT | 225,732.63 | 1,245,720 | 0.00 | 118,444.76 | | 1,127,275.24 | 90.49 % | |
| 005 DISTRICTWIDE | 2,595,313.32 | 0 | 0.00 | 0.00 | | 0.00 | 0.00 % | |
| ** TOTAL ORG SERIES: 000-099 | 2,595,313.32 | 0 | 0.00 | 0.00 | | 0.00 | 0.00 % | |
| DISTRICT WIDE | | | | | | | | |
| *** 22 ISF - HEALTH SELECT 105 | 2,595,313.32 | 0 | 0.00 | 0.00 | | 0.00 | 0.00 % | |
| 005 <DESC. NOT FOUND> | 1,960,918.60 | 1,960,005 | 118,127.59 | 356,062.64 | | 1,603,942.36 | 81.83 % | |
| ** TOTAL ORG SERIES: 000-099 | 1,960,918.60 | 1,960,005 | 118,127.59 | 356,062.64 | | 1,603,942.36 | 81.83 % | |
| DISTRICT WIDE | | | | | | | | |
| *** 25 OPEB REVOCABLE TRUST | 1,960,918.60 | 1,960,005 | 118,127.59 | 356,062.64 | | 1,603,942.36 | 81.83 % | |
| 005 DISTRICTWIDE | 0.00 | 781,890 | 0.00 | 0.00 | | 781,890.00 | 100.00 % | |
| ** TOTAL ORG SERIES: 000-099 | 0.00 | 781,890 | 0.00 | 0.00 | | 781,890.00 | 100.00 % | |
| DISTRICT WIDE | | | | | | | | |

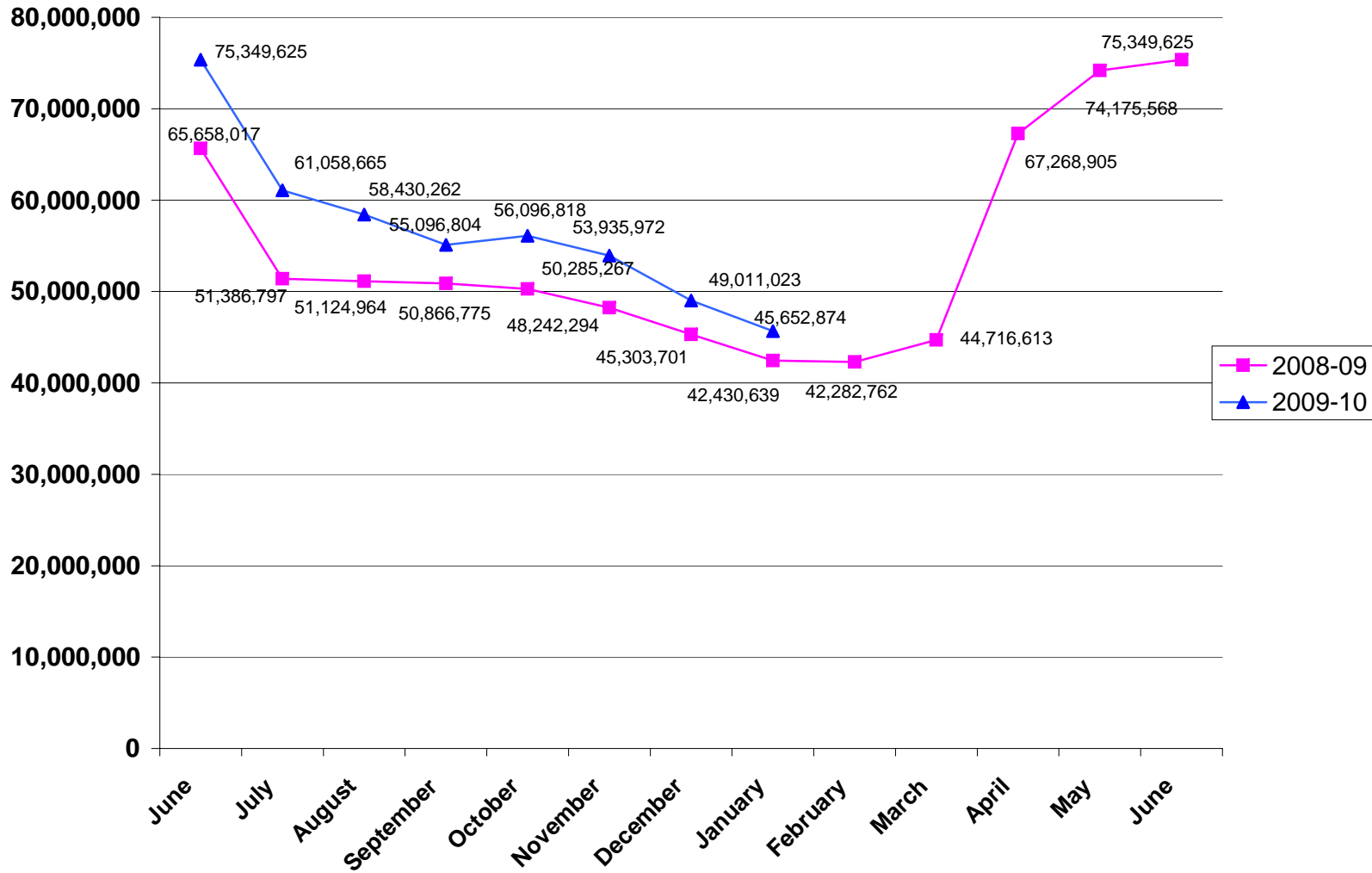
501

| ORG FD | PRIOR YEAR | REVIS | REVISED | 01/01/10 | FISCAL YEAR 200907 | EXPEN | ENCUMBERED | REMAINING | PERCENT |
|--------------------------|----------------|-------------|---------------|---------------|--------------------|---------------|---------------|-----------|---------|
| 005 47 | ACTUAL | BUDGET | 01/31/10 | THRU 01/31/10 | THRU 01/31/10 | THRU 01/31/10 | ON 01/31/10 | REMAINING | |
| *** 47 <DESC. NOT FOUND> | 0.00 | 781,890 | 0.00 | 0.00 | | | 781,890.00 | 100.00 | % |
| *** REPORT TOTALS: | 164,224,140.69 | 150,039,645 | 16,347,317.69 | 76,723,842.83 | | 380,621.79 | 72,935,180.38 | 48.61 | % |

**General Fund 2007-08, 2008-09
Cash & Investments**

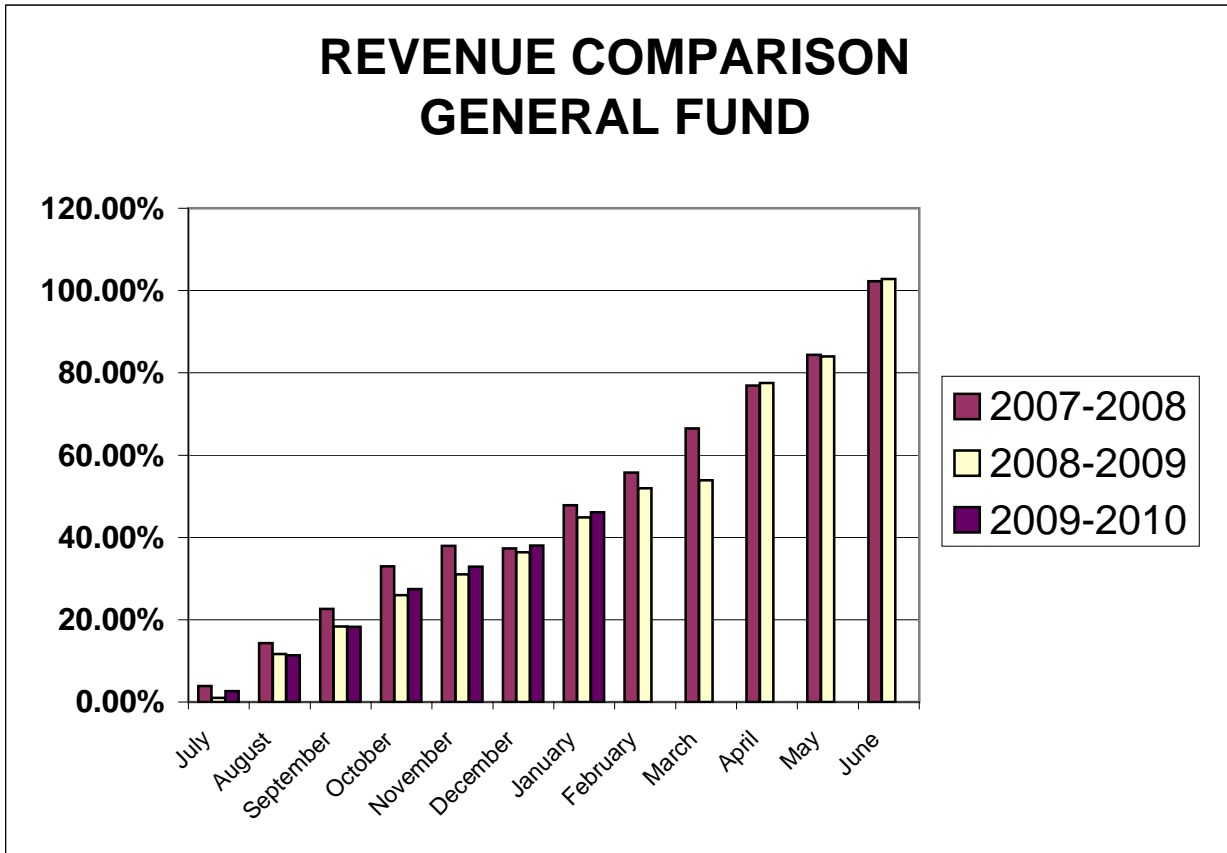


**All Funds
2007-08, 2008-09 Cash & Investments**



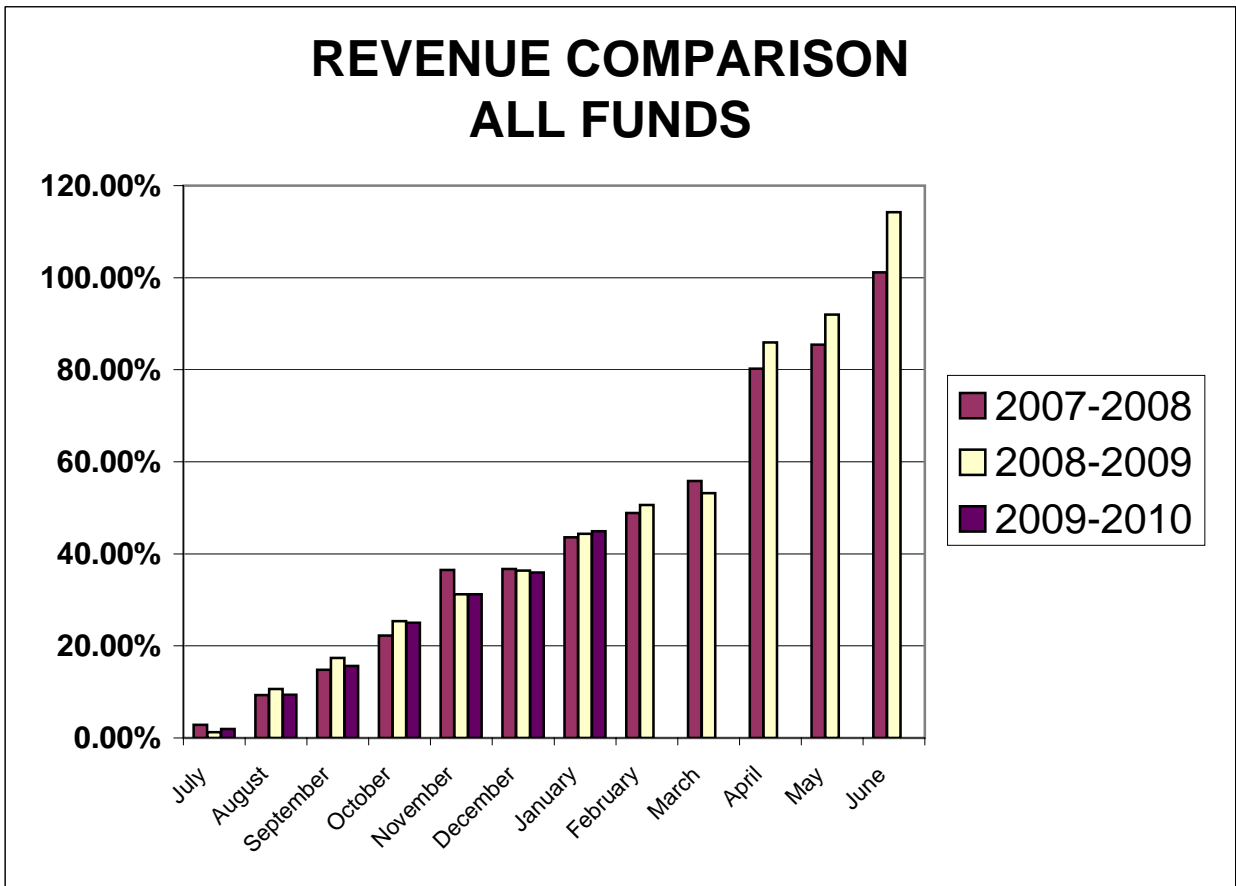
**REVENUE COMPARISON
GENERAL FUND**

| | 2007-2008 | | 2008-2009 | | 2009-2010 | |
|---------------|--------------------|----------------|--------------------|----------------|--------------------|----------------|
| | \$ Year-to-Date | % of Budget | \$ Year-to-Date | % of Budget | \$ Year-to-Date | % of Budget |
| July | 3,965,884 | 3.89% | 1,296,759 | 1.01% | 2,871,521 | 2.65% |
| August | 14,620,377 | 14.32% | 14,958,823 | 11.66% | 12,347,748 | 11.37% |
| September | 23,105,183 | 22.63% | 23,539,868 | 18.35% | 19,851,576 | 18.29% |
| October | 33,643,143 | 32.96% | 33,283,925 | 25.95% | 29,813,213 | 27.46% |
| November | 38,728,997 | 37.94% | 39,845,301 | 31.06% | 35,667,576 | 32.86% |
| December | 38,115,165 | 37.34% | 46,642,783 | 36.36% | 41,257,584 | 38.00% |
| January | 48,850,742 | 47.86% | 57,524,506 | 44.85% | 50,066,633 | 46.12% |
| February | 56,932,960 | 55.77% | 66,613,832 | 51.93% | | |
| March | 67,907,516 | 66.52% | 69,154,793 | 53.92% | | |
| April | 78,530,394 | 76.93% | 99,417,567 | 77.51% | | |
| May | 86,147,641 | 84.39% | 107,746,997 | 84.00% | | |
| June | 104,438,364 | 102.30% | 131,901,250 | 102.83% | | |
| BUDGET | 102,079,800 | 100.00% | 128,265,475 | 100.00% | 108,560,562 | 100.00% |



**REVENUE COMPARISON
ALL FUNDS**

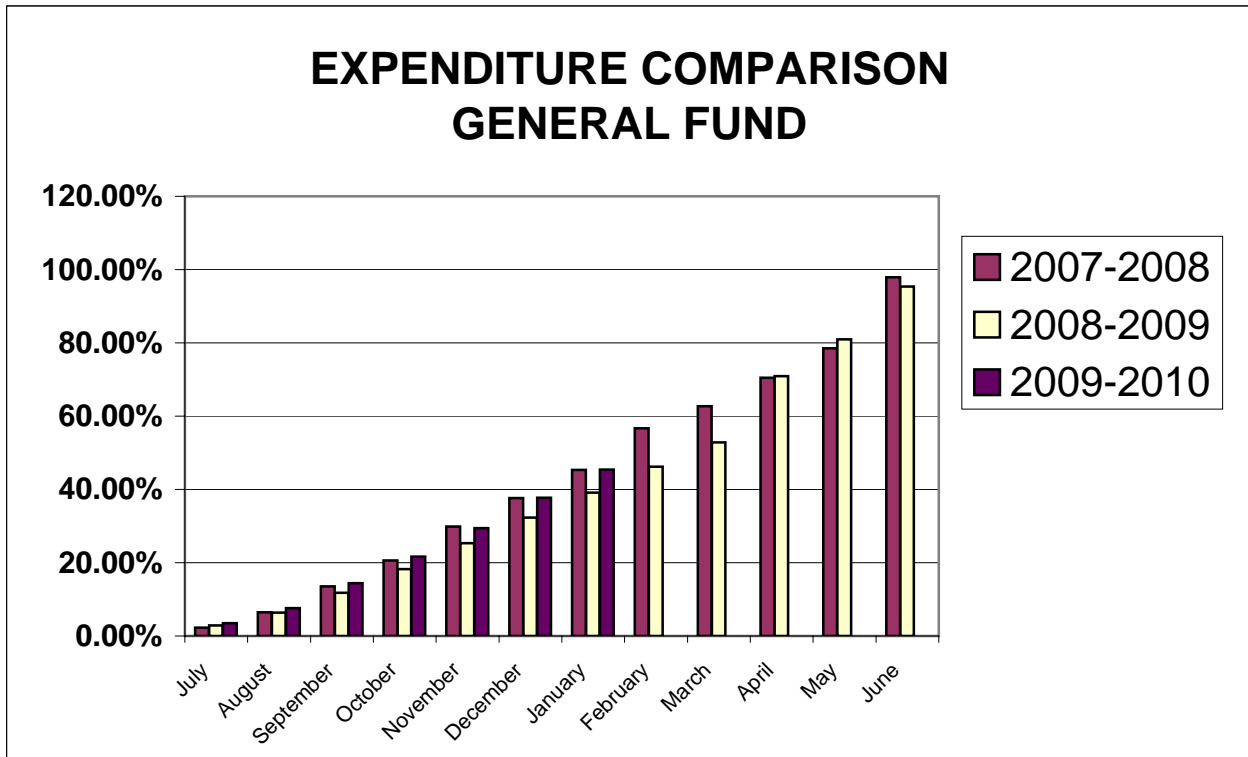
| | 2007-2008 | | 2008-2009 | | 2009-2010 | |
|---------------|--------------------|----------------|--------------------|----------------|--------------------|----------------|
| | \$ Year-to-Date | % of Budget | \$ Year-to-Date | % of Budget | \$ Year-to-Date | % of Budget |
| July | 4,879,412 | 2.82% | 1,858,832 | 1.22% | 2,664,432 | 1.96% |
| August | 16,136,078 | 9.32% | 16,247,032 | 10.62% | 12,740,367 | 9.36% |
| September | 25,660,091 | 14.82% | 26,539,157 | 17.35% | 21,310,025 | 15.66% |
| October | 38,497,721 | 22.23% | 38,762,224 | 25.35% | 34,096,925 | 25.06% |
| November | 63,258,817 | 36.53% | 47,784,521 | 31.25% | 42,519,169 | 31.25% |
| December | 63,627,793 | 36.74% | 55,596,293 | 36.36% | 48,868,132 | 35.92% |
| January | 75,536,873 | 43.62% | 67,807,260 | 44.34% | 61,109,978 | 44.92% |
| February | 84,675,831 | 48.89% | 77,436,435 | 50.64% | | |
| March | 96,704,153 | 55.84% | 81,353,289 | 53.20% | | |
| April | 138,905,413 | 80.21% | 131,397,074 | 85.92% | | |
| May | 147,956,331 | 85.44% | 140,703,112 | 92.01% | | |
| June | 175,138,206 | 101.13% | 174,665,508 | 114.22% | | |
| BUDGET | 173,179,535 | 100.00% | 152,920,964 | 100.00% | 136,048,053 | 100.00% |



**EXPENDITURE COMPARISON
GENERAL FUND**

| | 2007-2008 | | 2008-2009 | | 2009-2010 | |
|---------------|--------------------|----------------|--------------------|----------------|--------------------|----------------|
| | \$ Year-to-Date | % of Budget | \$ Year-to-Date | % of Budget | \$ Year-to-Date | % of Budget |
| July | 2,338,615 | 2.24% | 3,698,233 | 2.89% | 3,991,603 | 3.51% |
| August | 6,722,861 | 6.43% | 8,137,409 | 6.35% | 8,598,373 | 7.56% |
| September | 14,151,622 | 13.55% | 15,133,822 | 11.81% | 16,345,602 | 14.37% |
| October | 21,512,539 | 20.59% | 23,380,076 | 18.25% | 24,614,501 | 21.64% |
| November | 31,207,244 | 29.87% | 32,450,703 | 25.33% | 33,449,701 | 29.41% |
| December | 39,350,313 | 37.66% | 41,448,779 | 32.35% | 42,953,275 | 37.76% |
| January | 47,354,070 | 45.33% | 50,107,345 | 39.11% | 51,693,027 | 45.45% |
| February | 56,866,732 | 56.70% | 59,242,188 | 46.24% | | |
| March | 65,561,931 | 62.75% | 67,719,897 | 52.85% | | |
| April | 73,615,536 | 70.46% | 90,881,891 | 70.94% | | |
| May | 82,000,981 | 78.49% | 103,699,855 | 80.94% | | |
| June | 102,264,853 | 97.88% | 122,230,905 | 95.41% | | |
| BUDGET | 104,476,389 | 100.00% | 128,116,873 | 100.00% | 113,744,870 | 100.00% |

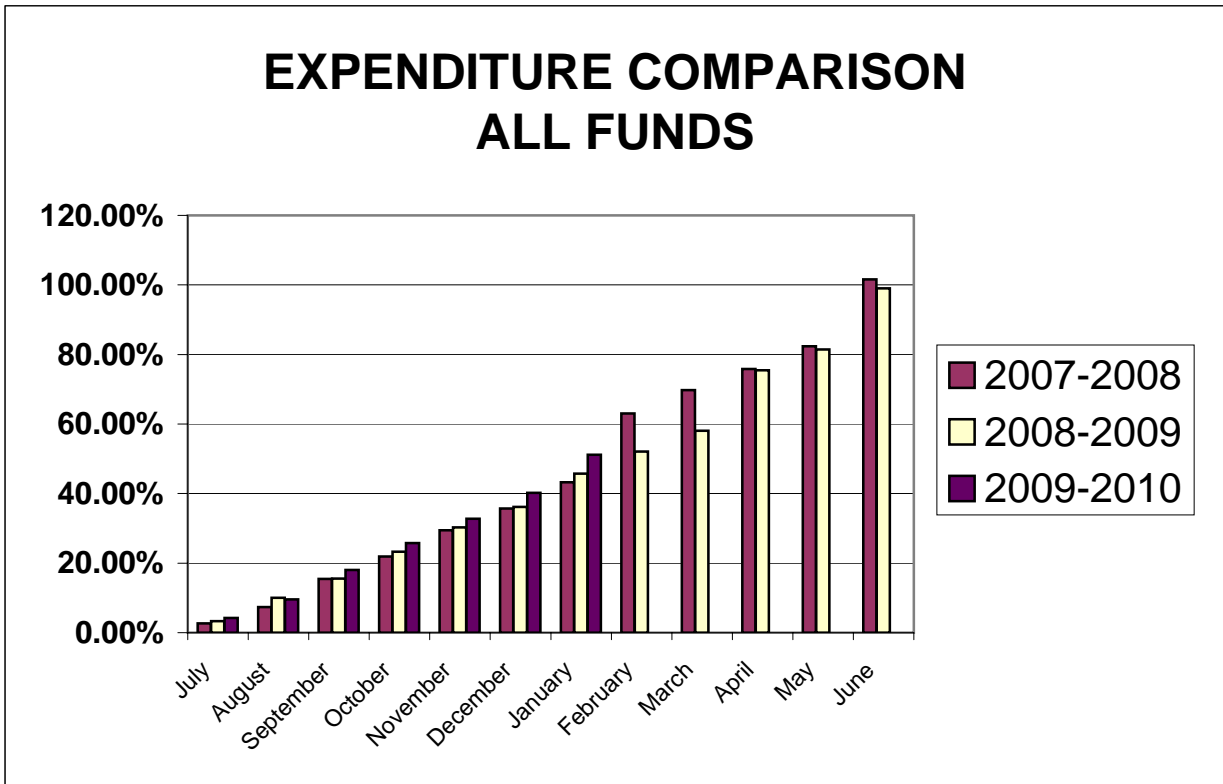
Does not include encumbrances (unpaid open purchase orders)
Combines General and Transportation from reports



**EXPENDITURE COMPARISON
ALL FUNDS**

| | 2007-2008 | | 2008-2009 | | 2009-2010 | |
|---------------|--------------------|----------------|--------------------|----------------|--------------------|----------------|
| | \$ | % | \$ | % | \$ | % |
| | Year-to-Date | of Budget | Year-to-Date | of Budget | Year-to-Date | of Budget |
| July | 4,046,490 | 2.63% | 5,521,224 | 3.35% | 6,321,339 | 4.21% |
| August | 11,356,404 | 7.38% | 16,467,956 | 9.99% | 14,393,486 | 9.60% |
| September | 23,836,305 | 15.49% | 25,607,012 | 15.53% | 27,125,784 | 18.08% |
| October | 33,684,986 | 21.89% | 38,425,616 | 23.30% | 38,667,515 | 25.77% |
| November | 45,346,447 | 29.46% | 49,093,080 | 30.26% | 49,181,701 | 32.78% |
| December | 54,964,409 | 35.71% | 59,673,298 | 36.19% | 60,376,525 | 40.24% |
| January | 66,498,539 | 43.21% | 75,425,616 | 45.74% | 76,723,843 | 51.14% |
| February | 96,984,963 | 63.02% | 85,873,860 | 52.08% | | |
| March | 107,312,321 | 69.73% | 95,776,076 | 58.09% | | |
| April | 116,742,715 | 75.86% | 124,380,103 | 75.43% | | |
| May | 126,696,524 | 82.32% | 134,305,443 | 81.45% | | |
| June | 156,427,616 | 101.64% | 163,245,778 | 99.00% | | |
| BUDGET | 153,900,935 | 100.00% | 164,888,551 | 100.00% | 150,039,645 | 100.00% |

Does not include encumbrances (unpaid open purchase orders)



TO: Members, Board of Education Agenda II.B.6
February 18, 2010
FROM: Randy Clegg, Superintendent
DATE: February 11, 2010
RE: Board Retreat

Recommendation: That the Board of Education schedule a Board Retreat for Thursday, February 25, 2010 from 5:00 p.m. to 9:00 p.m. and Friday, February 26, 2010 from 8:00 a.m. to 3:00 p.m. at Brackett's Crossing, Lakeville, MN.



TO: Members, Board of Education
FROM: Randy Clegg, Superintendent
DATE: February 18, 2010
RE: Scheduling of Closed Session

Agenda II.B.7
February 18, 2010

Recommendation: That the Board of Education schedule a Closed Session following the regularly scheduled Board meeting on February 18, 2010 for discussion of private employee data.

Discussion: Closed sessions of the School Board must be called by a majority vote of those in attendance at a duly called Board meeting. Typically, School Board members are to be given a three-day notice of all meetings. Since the February 18 Closed Session cannot be called until that very evening, the motion indicates that the three-day notice is waived. Any member who is unable to attend the meeting will be asked to waive their right to the three-day notice as well.

BURNSVILLE EAGAN SAVAGE
Independent School District 191
Human Resources

AGENDA ITEM: III. A

To: Members of the Board of Education
Superintendent Randy Clegg

From: Sue Grissom
Executive Director of Human Resources

Date: February 18, 2010

RE: **Proposed Revisions in the Employment Agreement with Operation and Maintenance Supervisors and Independent School District #191**

RECOMMENDATION: THAT THE BOARD OF EDUCATION APPROVE THE 2009 - 2011 EMPLOYMENT AGREEMENT WITH OPERATION AND MAINTENANCE SUPERVISORS AND INDEPENDENT SCHOOL DISTRICT #191

There are five Operations and Maintenance Supervisors that supervise the custodians and ensure our buildings are clean and safe, and well maintained. The district appreciates their work. The following agreement will be in place from July 1, 2009 through June 30, 2011.

Highlights of the Agreement include:

- * Salaries will increase by 1% in each year
- * Longevity increased by \$150 in 2009-2010 and by an additional \$100 in 2010-2011
- * Operations and Maintenance Supervisors will have 10 days of vacation, rather than 9
- * They will be able to carry vacation over for 12 months rather than 7 months
- * Effective July 1, 2010, employees with single health insurance will make a 5% contribution to premium
- * Effective July 1, 2010, when both husband and wife are employees of the district, the Operations and Maintenance Supervisor will contribute an amount equal to 5% of the single premium towards health insurance

Attachment: Operation and Maintenance Employment Agreement

**EMPLOYMENT AGREEMENT
BETWEEN
OPERATION AND MAINTENANCE
SUPERVISORS
AND
INDEPENDENT SCHOOL
DISTRICT 191
BURNSVILLE - EAGAN - SAVAGE
JULY 1, 2009 - JUNE 30, 2011**

PREAMBLE

This agreement, entered into on the 1st day of July 2009 between Independent School District 191 and the Operations and Maintenance Supervisors, hereinafter called the Association.

ARTICLE I - PURPOSE

The School District and the Association agree that the purpose for entering into this Agreement is to:

Section 1. Establish the foundation for an effective and productive relationship.

Section 2. Provide for a means to peacefully resolve disputes concerning the application or interpretation of this contract.

Section 3. Place in written form the agreed-upon "terms and conditions" of employment for the duration of this Agreement.

ARTICLE II - RECOGNITION

Section 1: The employer recognizes the Association as the exclusive representative, under Minnesota Statutes, Section 179.71, Subd. 3, for all Operations and Maintenance Supervisors in the Buildings and Grounds Department of Independent School District 191, Burnsville, Minnesota, who are employed for more than fourteen (14) hours per week and more than sixty-seven (67) work days per year, excluding confidential employees and all other employees. The unit is made up of supervisory employees as defined in PELRA.

Section 2. In the event the employer and the Association are unable to agree as to the inclusion or exclusion of a present, new or modified job position, the issue shall be submitted to the Bureau of Mediation Services for determination.

ARTICLE III - DEFINITIONS

Section 1. *Terms and conditions of employment* shall, hereinafter in the Agreement, mean the hours of employment, the compensation therefore including fringe benefits, and the School District's personnel policies affecting the working conditions of employees, subject to the provisions of PELRA of 1971, as amended, insofar as these conditions are not in conflict with other provisions of this contract.

Section 2. *Employee* shall, hereinafter in the Agreement, mean personnel included within the appropriate unit established by Article II, Section 1, and covered by this Agreement.

Section 3. *School District* shall, hereinafter in the Agreement, mean Independent School District 191, or its designated representative.

Section 4. *Superintendent* shall, hereinafter in the Agreement, mean the Superintendent of Independent School District 191 or a designated representative.

ARTICLE IV - SCHOOL DISTRICT RIGHTS

Section 1. Inherent Managerial Rights: The Association recognizes that the School District is not required to meet and confer on matters of inherent managerial policy, which include, but are not limited to, such areas of discretion or policy as the functions and programs of the school District, its overall budget, utilization of technology, the organizational structure, and section and direction and number of personnel.

Section 2. Management Responsibilities: The Association recognizes the right and obligation of the School District to efficiently manage and conduct the operation of the School District to efficiently manage and conduct the operation of the School District within its legal limitations and with its primary obligation to provide education and opportunity for the students of the School District.

Section 3. Effect of Laws, Rules and Regulations: The Association recognizes the right, obligation and duty of the School District and its duly designated officials to promulgate rules, regulations, directives and orders from time to time, as deemed necessary by the School District, insofar as such rules, regulations, directives, and orders are not inconsistent with the terms of this Agreement. The Association further recognizes that the School District, all employees covered by this Agreement, and all provisions of this Agreement are subject to applicable laws. Any provision of this Agreement found to be in violation of any such laws rules, regulations, directives or order shall be null and void and without force and effect.

ARTICLE V - ASSOCIATION RIGHTS

Section 1. Dues Deduction: Any employee who is a member of the Association, or who has applied for membership, may sign and deliver to the School District an assignment authorizing deduction of the Association membership dues. Upon receipt of a properly executed authorization card of the employee involved, the School District will deduct from the employee's paycheck an amount necessary to equal the authorized dues deduction.

Section 2. Right to join: Employees shall have the right to join the Association and the right not to join the Association.

Section 3. Right to views: Nothing contained in this Agreement shall be construed to limit, impair or affect the right of any employee or a representative of the employee to the expression or communication of a view, grievance, complaint or opinion on any matter related to the conditions or compensation of public employment or their betterment, so long as the same is not designed to and does not interfere with the full, faithful, and proper performance of the duties of employment or circumvent the rights of the Association

ARTICLE VI - COMPENSATION

Section 1. Salary Schedule: Effective July 1, 2009, through June 30, 2011, and until a successor Agreement is reached, annual salaries will be as follows:

| | <u>2009-2010</u> | <u>2010-2011</u> |
|--|------------------|------------------|
| Maintenance Supervisor | | |
| Chief Engineer, BHS | | |
| Elementary/Junior High School Cluster Supervisor | <u>\$57,253</u> | <u>\$57,826</u> |

Section 2. Longevity: Effective July 1, 2009 Operation and Maintenance Supervisors that have completed ten (10) years of District service are eligible for a ~~\$900~~ \$750 stipend; after twenty (20) years, an additional ~~\$900~~ \$750 stipend. Effective July 1, 2010 Operation and Maintenance Supervisors that have completed ten (10) years of District service are eligible for a \$1,000 stipend; after twenty (20) years, an additional \$1,000 stipend.

Section 3. Mileage: Reimbursement, on job-related activities according to District policy, will be paid upon submission of proper forms.

Section 4. Performance Incentive Pay: Effective July 1, 2009 through June 30, 2011, Operation and Maintenance Supervisors who successfully complete a series of (7) training sessions on selected supervisory/managerial topics and implement the strategies will receive \$500.00 in each year of the contract.

ARTICLE VII - PAID ABSENCES

Section 1. Sick Leave: All employees shall earn sick leave at the rate of one (1) day for each month of employment or portion of a month of employment. *Day* shall be defined as the employee's normal workday.

Subd. 1. Sick leave may be used only in cases of necessity when the employee is unable to perform job duties and responsibilities because of illness or injury.

Subd. 2. Earned sick leave, which is unused, may be accumulated to a maximum of one hundred (100) days.

Section 2. Bereavement: Employees may be absent to a maximum of three (3) normal work days for each occurrence, if necessary, to attend and make arrangements in the event of a death in the employee's immediate family. A maximum of two (2) additional days may be permitted at the discretion of and upon the approval of the Executive Director of Human Resources.

Subd. 1. *Immediate family* shall be defined as the employee's parents or former guardian, spouse, parents of spouse, brother or sister and in-laws of a similar degree, children, son-in-law, daughter-in-law, grandchildren, grandparents of employee or spouse, or a dependent living in the immediate household.

Section 3. Family Illness: A maximum of three (3) days per year (not cumulative) for illness or injury in the immediate family, which includes: spouse, children, or a dependent living in the immediate household.

Sick or Injured Child Care Leave (MS 181.943): Employees who have exhausted their family illness absences may use personal illness absence provided by the employer for absences due to an illness of the employee's child for such reasonable periods as the employee's attendance with the child may be necessary, on the same terms the employee is able to use sick leave benefits for the employee's own illness. This section applies only to the sick leave benefits payable to the employee from the employer's general assets. A *child* means an individual under eighteen (18) years of age or an individual under age twenty (20) who is still attending secondary school.

Section 4. Personal Business Absence: Full-time employees may be granted a maximum of two (2) normal workdays per year to conduct personal business, which cannot otherwise be performed outside of the normal workday. Such days are cumulative to three (3) days.

ARTICLE VII, SECTION 4 CONTINUED

Subd. 1. Examples of the use of this absence are court appearance, estate settlements, and funerals not covered by Section 2 of this Article.

Subd. 2. Employees using this absence shall notify the Director of Operations at least twenty-four (24) hours in advance of the absence, except in the event of an emergency.

Section 5. Jury Duty: An employee required to appear for jury duty will be paid the difference between the employee's daily income and jury duty fees, excluding mileage and expenses, for day(s) on which the employee is at the court site. The employee is required to provide a signed attendance form from the court before payment for jury duty.

Subd. 1. Employees selected for jury duty shall notify the Director of Operations as soon as practicable after being notified of their selection.

Subd. 2. Employees shall report for work on the normal workday immediately prior to and the workday immediately following the last day of jury duty.

Subd. 3. Employees shall notify their supervisor when they are available for duty after completing jury duty.

Section 6. Professional Absence: Employees may be allowed to attend professional meetings and other activities of a professional nature with full pay. Wherein employees attend meetings on behalf of the District and upon the instruction of Central Administration, expenses shall be paid by the District. Such authorization should be obtained ahead of time. Wherein Employees attend meetings or visitations, etc., of a professional nature at the expense of the School District, a written report, suitable for publication or distribution among the staff, is expected, so that all may benefit from the professional experience.

Section 7. Injury on Duty.

Subd. 1. Upon request of an employee who is absent from work as a result of a compensable injury as covered under the provisions of the Workers' Compensation Act, the School District will pay the difference between the compensation received by the employee pursuant to the Workers' Compensation Act and the employee's daily income to the extent of the employee's accumulated sick leave.

Subd. 2. Employees not electing to supplement Workers' Compensation benefits by a sick leave deduction shall receive only the Workers' Compensation benefit and shall not be deducted sick leave for the period of absence.

Subd. 3. In no event shall the additional compensation paid to the employee, by virtue of the sick leave deduction, result in the payment of a total daily, weekly or monthly compensation that exceeds the normal income of the employee.

ARTICLE VIII - GROUP INSURANCE

Section 1. Health and Hospitalization

Subd. 1. Single Coverage: The School District shall contribute 95% of the full amount of individual coverage beginning July 1, 2009, or upon effective date of an individual's employment and continue monthly until June 30, 2011. The employee shall pay the balance.

Subd. 2. Dependent Coverage: The District contribution for full-time employee dependent coverage shall be based upon the rate for the office visit co-pay HMO/PPO program. The district shall contribute 80% of the total premium for dependent coverage. The balance of the premium shall be the responsibility of the employee.

Subd. 3. Husband/Wife Employee Coverage: When both an operations and maintenance supervisor and his/her spouse are employed by the district and are eligible for insurance, the operations and maintenance supervisor shall contribute an amount equal to 5% of the single premium towards family coverage. The district shall pay the remainder of the premium.

Section 2. Dental:

Subd. 1. The School District shall provide individual dental coverage for each full-time employee who enrolls in the plan. Benefits shall be in accordance with the insurance policy purchased by the School District.

Subd. 2. Dependent coverage shall be available to each employee eligible for single coverage. The cost of dependent coverage shall be paid by the employee via payroll deduction. Employees eligible for dependent coverage must enroll before the inception day or within thirty (30) days of becoming eligible for dependent coverage. Failure to apply for coverage on the inception date or upon becoming eligible shall result in the forfeiting of future rights to dependent coverage.

Section 3. Long-term Disability: During the term of this Agreement, the School District shall contribute the monthly premium cost, on behalf of eligible and enrolled full time employees of the group income protection plan, adopted by the School District.

Section 4. Life Insurance:

Subd. 1. The School District will provide \$50,000 term life insurance for each employee.

Subd. 2. ~~Effective July 1, 2008.~~ Pursuant to the terms of the policy purchased by the District, unit members ~~will~~ may purchase through payroll deduction an additional \$100,000 ~~in~~ term life insurance. ~~The election must be made upon hire.~~

Section 5. Duration of Coverage:

Subd. 1. Full-time employees who are employed for a normal work year shall be covered by the insurance programs established by this Article of the period defined as the policy year.

Subd. 2. Upon separation from employment, all School District contributions shall cease

as of the employee's last paid work day except as otherwise provided in this agreement.

Section 6. Eligibility: To be eligible to participate in the insurance programs established by this Article, an employee must be scheduled to a normal work week of twenty (20) hours or more.

Section 7. Flexible Benefit Plan: The School District will establish a Flexible Benefit Plan under IRS Code 125. Regulations and procedures will be available in the Human Resources Office. A Board policy and accompanying regulations will be developed and updated annually to comply with IRS Regulations.

Section 8. Tax Sheltered Annuity and Deferred Compensation Plans:

Subd. 1: Tax-sheltered annuities and deferred compensation plans, either variable or fixed, shall be made available to Operation and Maintenance Supervisors. Regulations and procedures are available in the Human Resources Offices. The Board policy and regulations will be updated annually for compliance with State and Federal laws.

Subd. 2. Effective July 1, 2008. The District will match up to \$750.00 per year to an approved Minnesota deferred compensation program, which becomes accepted when it is adopted by at least ten (10) participating employees. The District will authorize up to \$750.00 salary reduction per year payable to a Minnesota deferred compensation program. Effective July 1, 2009 all employee and employer contributions to a deferred compensation plan must go into the district approved program.

ARTICLE IX - HOLIDAYS

Section 1. Employees shall receive ~~nine (9)~~ ten (10) paid holidays: Labor Day, Thanksgiving and the day following, Christmas Eve Day, Christmas, New Year's Eve Day, New Year's Day, Memorial Day, and Independence Day, and one floating holiday to be scheduled consistent with the school calendar and with the approval of the supervisor.

Section 2. If any paid holiday falls during a full-time employee's vacation period, the day shall not be deducted from earned vacation.

Section 3. To be eligible for paid holidays, an employee must be full-time as defined by Article VI, Section 1.

ARTICLE X - WORK YEAR & VACATION

Section 1. Employees receive twenty-eight (28) days paid vacation, prorated for part day or part-year.

Section 2. Employees who terminate their employment in good standing are entitled to paid vacation days earned since the prior July 1, less any vacation days taken off from that earning period.

Section 3. Employees shall take vacation within twelve (12) ~~seven (7)~~ months of the fiscal year in which it is earned. Vacation not taken within that time frame shall be forfeited.

Section 4. As exempt employees, employees are expected to fulfill job responsibilities for an agreed-upon salary. While exempt employees neither complete time sheets nor are eligible for overtime benefits, exempt employees may independently manage their time in a way that best

allows them to fulfill job responsibilities.

ARTICLE XI - REDUCTION OF THE WORK FORCE

Section 1. In the event conditions necessitate a reduction of bargaining unit employees, the following procedure will be used: 1) Voluntary separations will be accepted; 2) Seniority shall determine any further reductions. Seniority is defined as continuous employment in any position in the District. An employee may not bump into a higher paying job classification.

Section 2. In the event reduction occurs, and subsequently the force is again enlarged, the last employee laid off will be the first one hired. The rehiring will be the reverse order of the reduction procedure. If any employee refuses an offer to re-employment up to two (2) years after being laid off, the employee will lose any rights to preferential re-employment.

Section 3. In the event a reduction occurs, eligible members will receive severance pay upon separation from employment, provided they have at least ten (10) years of experience in the district. Members who receive severance due to a reduction in force and are then recalled, will receive a district match consistent with Article XIII Section 2.

ARTICLE XII - JUST CAUSE

No member of this unit will be suspended without pay or reduced in rank without just cause.

ARTICLE XIII - SEVERANCE PAY

Section 1. A member of this unit, whose employment ceases in ISD 191 for reasons other than cause, who has ten (10) years or more of District service, and who began employment with ISD 191 prior to July 1, 1988, shall receive severance pay equal to \$250.00 plus three (3) days pay at the current rate for each year of District service. Upon retirement from the district, one hundred percent (100%) of the severance amount for which a member is eligible will be placed in the Minnesota Retirement System's, Post Retirement Healthcare Savings Plan.

Section 2. A member of this unit hired after July 1, 1988, shall receive a District match of up to \$500 per year to an approved Minnesota deferred compensation program, which becomes accepted when it is adopted by at least ten (10) participating employees. The District will authorize up to \$500 salary reduction per year payable to a Minnesota deferred compensation program. This is in addition to the match defined in Article VIII, Section 2.

Section 3. Employees who retire from the district shall be eligible to remain in the existing group health and hospitalization insurance programs. Employees hired prior to July 1, 1988, shall be eligible for a District contribution of fifty percent (50%) toward single or dependent coverage until the employee is eligible for Medicare or until the death of the employee, whichever is earlier.

ARTICLE XIV - Leaves of Absence

Section 1. Employees who have at least ten (10) years of service in the district may request up to a one-year leave of absence. Employees retain their right to return to their former position,

provided they return at the designated time. Employees, who fail to return on the designated date, shall be terminated from employment.

ARTICLE XIV - GRIEVANCE PROCEDURE

Section 1. A claim by an employee or the Association that there has been a violation, misinterpretation or misapplication of any provision of this agreement may be processed as a grievance as hereinafter provided.

Section 2. In the event that an employee or the Association believes there is a basis for a grievance, the grievant shall invoke the grievance procedure by submitting a written copy of the grievance to the grievor within thirty (30) working days of the occurrence of the grievance. The grievor shall meet with the grievant within ten (10) working days of receipt of the written grievance and render a written decision within five (5) working days of the meeting.

Section 3. If the Association or the employee is not satisfied with the disposition of the grievance at Level 1, or if no disposition has been made within Level 1 timeliness, the grievant may submit the grievance within ten (10) working days of the written disposition at Level 1 to the Superintendent. Within ten (10) working days of the receipt of the grievance, the Superintendent or designee shall meet with the grievant and shall respond in writing within fifteen (15) working days of the meeting.

Section 4. If the Association or the employee is not satisfied with the disposition of the grievance at Level II or if no disposition has been made within Level 2 time lines, the Association or the employee may submit the grievance to binding arbitration. Notification of dissatisfaction shall be made in writing to the Superintendent within fifteen (15) working days of the Level 2 decision. PELRA rules shall be followed.

ARTICLE XV - DURATION

Section 1. This agreement shall become effective as of July 1, 2009, unless specified otherwise herein, and shall continue in full force and effect through June 30, 2011, and shall renew itself for annual periods thereafter, except as modified or terminated in accordance with the provisions of this Article.

Section 2. Any and all prior contracts, resolutions, practices, policies, rules or regulations inconsistent with the provision of this Agreement are hereby superseded.

Section 3. The Association and the School District mutually acknowledge that during the meet and confer which resulted in this Agreement each had the opportunity to make demands and proposals regarding the terms and conditions of employment for employees covered under this Agreement. All understandings and agreements arrived at by the Association and the School District during their negotiations are fully and completely set forth in this Agreement. The parties may, by mutual agreement, amend this Agreement during its term.

Section 4. Between ninety (90) and one hundred twenty (120) calendar days prior to the expiration of this Agreement, either the School District or the Association may serve written notice to modify or terminate this Agreement. A party which gives notice of a desire to modify this Agreement shall within sixty (60) calendar days set forth proposed modifications sought to the party, as inclusive as possible. Negotiations may commence at any time after written notice of termination or modification has been given.

Section 5. In the event that any provision or provisions of this Agreement is declared to be

contrary to law by proper judicial authority from whose finding, determination, or decree have no appeal, such provision shall be null and void and have no force or effect. All other provisions of this Agreement shall continue in full force and effect.

GENERAL NOTICE OF COBRA CONTINUATION COVERAGE RIGHTS

**** CONTINUATION COVERAGE RIGHTS UNDER COBRA ****

Introduction

You are receiving this notice because you have recently become covered under a group health plan (the Plan). This notice contains important information about your right to COBRA continuation coverage, which is a temporary extension of coverage under the Plan. **This notice generally explains COBRA continuation coverage, when it may become available to you and your family, and what you need to do to protect the right to receive it.**

The right to COBRA continuation coverage was created by a federal law, the Consolidated Omnibus Budget Reconciliation Act of 1985 (COBRA). COBRA continuation coverage can become available to you when you would otherwise lose your group health coverage. It can also become available to other members of your family who are covered under the Plan when they would otherwise lose their group health coverage. For additional information about your rights and obligations under the Plan and under federal law, you should review the Plan's Summary Plan Description or contact the Plan Administrator.

What is COBRA Continuation Coverage?

COBRA continuation coverage is a continuation of Plan coverage when coverage would otherwise end because of a life event known as a "qualifying event." Specific qualifying events are listed later in this notice. After a qualifying event, COBRA continuation coverage must be offered to each person who is a "qualified beneficiary." You, your spouse, and your dependent children could become qualified beneficiaries if coverage under the Plan is lost because of the qualifying event. Under the Plan, qualified beneficiaries who elect COBRA continuation coverage must pay for COBRA continuation coverage.

If you are an employee, you will become a qualified beneficiary if you lose your coverage under the Plan because either one of the following qualifying events happens:

- Your hours of employment are reduced, or
- Your employment ends for any reason other than your gross misconduct.

If you are the spouse of an employee, you will become a qualified beneficiary if you lose your coverage under the Plan because any of the following qualifying events happens:

- Your spouse dies;
- Your spouse's hours of employment are reduced;
- Your spouse's employment ends for any reason other than his or her gross misconduct;
- Your spouse becomes entitled to Medicare benefits (under Part A, Part B, or both); or
- You become divorced or legally separated from your spouse.

Your dependent children will become qualified beneficiaries if they lose coverage under the Plan because any of the following qualifying events happens:

- The parent-employee dies;
- The parent-employee's hours of employment are reduced;
- The parent-employee's employment ends for any reason other than his or her gross misconduct;
- The parent-employee becomes entitled to Medicare benefits (Part A, Part B, or both);
- The parents become divorced or legally separated; or
- The child stops being eligible for coverage under the plan as a "dependent child."

When is COBRA Coverage Available?

The Plan will offer COBRA continuation coverage to qualified beneficiaries only after the Plan Administrator has been notified that a qualifying event has occurred. When the qualifying event is the end of employment or reduction of hours of employment, death of the employee, or the employee's becoming entitled to Medicare benefits (under Part A, Part B, or both), the employer must notify the Plan Administrator of the qualifying event.

You Must Give Notice of Some Qualifying Events

For the other qualifying events (divorce or legal separation of the employee and spouse or a dependent child's losing eligibility for coverage as a dependent child), you must notify the Plan Administrator within 60 days after the qualifying event occurs. You must provide this notice to the Human Resources Department. You will be required to provide documentation to substantiate the qualifying event.

How is COBRA Coverage Provided?

Once the Plan Administrator receives notice that a qualifying event has occurred, COBRA continuation coverage will be offered to each of the qualified beneficiaries. Each qualified beneficiary will have an independent right to elect COBRA continuation coverage. Covered employees may elect COBRA continuation coverage on behalf of their spouses, and parents may elect COBRA continuation coverage on behalf of their children.

COBRA continuation coverage is a temporary continuation of coverage. When the qualifying event is the death of the employee, the employee's becoming entitled to Medicare benefits (under Part A, Part B, or both), your divorce or legal separation, or a dependent child's losing eligibility as a dependent child, COBRA continuation coverage lasts for up to a total of 36 months. When the qualifying event is the end of employment or reduction of the employee's hours of employment, and the employee became entitled to Medicare benefits less than 18 months before the qualifying event, COBRA continuation coverage for qualified beneficiaries other than the employee lasts until 36 months after the date of Medicare entitlement. For example, if a covered employee becomes entitled to Medicare 8 months before the date on which his employment terminates, COBRA continuation coverage for his spouse and children can last up to 36 months after the date of Medicare entitlement, which is equal to 28 months after the date of the qualifying event (36 months minus 8 months). Otherwise, when the qualifying event is the end of employment or reduction of the employee's hours of employment, COBRA continuation coverage generally lasts for only up to a total of 18 months. There are two ways in which this 18-month period of COBRA continuation coverage can be extended.

Disability extension of 18-month period of continuation coverage

If you or anyone in your family covered under the Plan is determined by the Social Security Administration to be disabled and you notify the Plan Administrator in a timely fashion, you and your entire family may be entitled to receive up to an additional 11 months of COBRA continuation coverage, for a total maximum of 29 months. The disability would have to have started at some time before the 60th day of COBRA continuation coverage and must last at least until the end of the 18-month period of continuation coverage. The documentation to substantiate the disability must be provided to the Human Resources Department no later than 30 days after it has been received from the Social Security Administration.

Second qualifying event extension of 18-month period of continuation coverage

If your family experiences another qualifying event while receiving 18 months of COBRA continuation coverage, the spouse and dependent children in your family can get up to 18 additional months of COBRA continuation coverage, for a maximum of 36 months, if notice of the second qualifying event is properly given to the Plan. This extension may be available to the spouse and any dependent children receiving continuation coverage if the employee or former employee dies, becomes entitled to Medicare benefits (under Part A, Part B, or both), or gets divorced or legally separated, or if the dependent child stops being eligible under the Plan as a dependent child, but only if the event would have caused the spouse or dependent child to lose coverage under the Plan had the first qualifying event not occurred.

If You Have Questions

Questions concerning your Plan or your COBRA continuation coverage rights should be addressed to the contact or contacts identified below. For more information about your rights under ERISA, including COBRA, the Health Insurance Portability and Accountability Act (HIPAA), and other laws affecting group health plans, contact the nearest Regional or District Office of the U.S. Department of Labor's Employee Benefits Security Administration (EBSA) in your area or visit the EBSA website at www.dol.gov/ebsa. (Addresses and phone numbers of Regional and District EBSA Offices are available through EBSA's website.)

Keep Your Plan Informed of Address Changes

In order to protect your family's rights, you should keep the Plan Administrator informed of any changes in the addresses of family members. You should also keep a copy, for your records, of any notices you send to the Plan Administrator.

Plan Contact Information

Additional information about the insurance plan and COBRA continuation coverage can be requested by contacting the Human Resources Department, Administrative Services Center, 100 River Ridge Court, Burnsville, MN 55337, (952) 707-2009.