

# **BOARD AGENDA**

## **INDEPENDENT SCHOOL DISTRICT 191**

Burnsville High School Senior Campus  
Diamondhead Education Center  
Regular Meeting  
November 19, 2009  
6:30 PM

- I. **Call to Order**
  - A. Welcome
  - B. Pledge of Allegiance
  
- II. **Business Meeting**
  - A. Approval of Agenda
  - B. Consent Agenda
    - Although Board action is required, it is generally unnecessary to hold discussion on these items. In the event a Board member wishes to discuss an item, that item will be moved for separate consideration.
    - 1. Meeting Minutes 2
    - 2. Human Resources Report 6
    - 3. Donations 8
    - 4. Payroll, Expenditures, Receipts and Investments 13
    - 5. Budget Analysis 43
    - 6. Approve, on a second reading basis, revisions to Board Policy ING and ING-R, Animals in the School 113
    - 7. Include Truth in Taxation hearing as part of the December 10, 2009 regularly scheduled board meeting beginning at 6:30 p.m. at the Burnsville High School Senior Campus. During this portion of the meeting, the budget and levy will be discussed and an opportunity for the public to speak will be provided. Final levy certification will occur later during the same evening. 118
    - 8. Schedule a Closed Session 119
  
- III. **Unfinished Business**
  - A. Approve Junior High School Gifted Magnet Program Recommendation 120
  
- IV. **New Business**
  - A. Approve Annual Tuition Rate for the 2010-2011 Kindergarten Plus Program 121
  
- V. **Recess to Closed Session for discussion of private student data**
  
- VI. **Reconvene to take appropriate action**
  
- VII. **Adjourn to Board Workshop: Efforts towards achieving the Board's Cultural Competency Goals; discuss attendance boundary criteria.**

School Board Minutes  
INDEPENDENT SCHOOL DISTRICT 191  
November 5, 2009

The meeting of the Board of Education was called to order by Chair Martin at 6:30 p.m. at the Burnsville High School Senior Campus in the Diamondhead Education Center. Call to Order

Members present: Directors Banyard, Currier, Hill, Morrison, Sweep and Chair Martin. Others in attendance were Superintendent Randall Clegg, Student Advisor Jehan Elsagher, administrators and staff. Attendance

Members absent: Director Luth

Chair Martin appointed Director Banyard as Acting Clerk for the meeting. Acting Clerk

Chair Martin welcomed the audience and asked Director Banyard to lead the Pledge of Allegiance. Pledge of Allegiance

Retiring DAPE teacher Nancy Rud Gordon was a recent recipient of one of the highest honors bestowed by Luther College, the Distinguished Service Award. Board members acknowledged this accomplishment and thanked Nancy for the many contributions she has made to District 191. Public Recognition

Moved by Director Hill, seconded by Director Morrison, to approve the agenda. Motion carried unanimously (6,0). Agenda

Moved by Director Banyard, seconded by Director Currier, to approve the consent agenda as follows: Consent Agenda

- Minutes of October 22, 2009 Board meeting and Closed Session Minutes
- Personnel changes for K. Anderson, A. Arakawa, J. Champlin, K. Mulvahill, E. Preese, J. Smith, S. Sproul, S. Sundberg, J. Eilertson, N. Rud-Gordon, N. Dziekan, T. Chantara, J. Maddaloni, M. Felton, J. Fratzke, L. Hedburg, T. Seymour, B. Flom, J. Anderson, K. Bozvay, V. Marquardt, A. Tesfamariam, J. Olson, D. Youngblood Human Resources

- Donation of \$200 from Peter and Monica Dorow to Sky Oaks Elementary for a 6<sup>th</sup> grade field trip; \$126 from Mark Lacount to the Burnsville Senior High through the Wells Fargo Community Support Program; \$1,620.66 from Target's Take Charge of Education Program to Rahn Elementary; \$495 from Symantec and its employees to Rahn Elementary; \$57.33 from Qwest in support Donations

of technology needs in the district; \$12.00 from Scott Galvin, \$80.76 from Brionne Sillman and \$30 from Robin Swanson in support of the Literacy Library at Hidden Valley; \$100 from Ted and Erica Eichten to Gideon Pond through Residential Mortgage Group's Refer a Friend Program; and landscaping materials valued at \$378.13 from Wayne Mosey to Hidden Valley Elementary

- Approve the membership of the American Indian Parent Advisory Committee
- Approve the extended field trip proposal submitted by Sky Oaks Elementary School for sixth grade students to go to the Eagle Bluff Environmental Learning Center December 9-11, 2009 and that policy requirements prohibiting elementary extended field trips be waived

Chair Martin made special mention of donations to the District. Motion carried unanimously (6,0).

Board members received the Annual Enrollment Report from Director of Planning & Technology Connie Erickson. The October 1 seat count shows an enrollment decrease of 102 students which is fewer than the district anticipated. There has been a trend of enrollment declines across the state this decade that can be attributed to the continuing decline in school age population, smaller incoming kindergarten classes, and larger class sizes being replaced by smaller incoming classes. The lower than anticipated decrease in enrollment is being largely attributed to the implementation of Magnet Schools in the district.

Moved by Director Banyard, seconded by Director Morrison, to approve the contract between Executive Director of Business Services, Lisa K. Rider and the School Board of Independent School District 191 from October 26, 2009 through June 30, 2011. Motion carried unanimously (6,0).

Moved by Director Sweep, seconded by Director Currier, to approve to submit the Annual Measurement of Academic Objectives (AMAO) Improvement Plan. Motion carried unanimously (6,0).

Moved by Director Morrison, seconded by Director Sweep, to approve, on a first reading basis, revisions to Policy ING and ING-R, Animals in the School. Motion carried unanimously (6,0).

Student Advisor Elsagher reported the Student Council's annual "Armful of Love" project will begin soon. She also noted the Café at the Senior Campus is now open.

Advisory  
Committee  
Extended  
Field Trip  
Sky Oaks

Enrollment  
Report

Executive  
Director of  
Business  
Services  
Contract

AMAO  
Improvement  
Plan

Policy ING &  
ING-R

Student  
Report

Dr. Clegg noted the following:

- Congratulations to Randy Day and all those involved in the successful production of the musical “Rent.”
- The Café at the Burnsville High School Senior Campus is now open and will serve all who use the Diamondhead Education Center.
- Parents were encouraged to update their emergency contact information as it has become increasingly difficult for schools to contact parents.
- Ninety new string instruments were distributed to students at Harriet Bishop Gifted and Talented Elementary School. A grant of \$82,000 from the MDE is being used fund this program as well as to begin a string program at Envision Academy of the Arts.
- Fifty to sixty colleges from Minnesota, Wisconsin, North Dakota, and Michigan will participate in a Career Fair held at the Burnsville High School Main Gymnasium on Friday, November 20, 2009 from 8:00 a.m. – 10:00 a.m. The event is free and open to the public.

Director Sweep participated in a Chamber business networking event and attended the PAC Preview Night. Director Currier recently attended the Minnesota State Conference for Community Education. Chair Martin noted the strong performances in “Rent,” the enjoyable band and choir concerts, and the new Robotics Club at BHS. She also reported attending the Foundation 191 Fun-Raiser and received a tour of the William Byrne STEM program. Dates of upcoming AMSD meetings were announced and information on the annual meeting between Dakota County education leaders and legislators was noted.

The meeting adjourned at 7:55 p.m. to a Closed Session for discussion of negotiation strategies.

Sup’t Report

Board  
Member  
Reports

Adjourn

---

Nancy Banyard, Acting Clerk

**BURNSVILLE EAGAN SAVAGE**  
**Independent School District 191**  
**Human Resources**

---

AGENDA ITEM: II.B.1

To: Members of the Board of Education  
Superintendent Randy Clegg

From: Sue Grissom  
Executive Director of Human Resources

Date: November 19, 2009

RE: **Minutes of the November 5, 2009 Closed Session**

The School Board Closed Session was called to order by Chair Susan Martin at 8:05 PM

Members present: Directors: Banyard, Hill, Martin, Morrison, Currier, Sweep

Others in Attendance:

Sue Grissom, Executive Director for Human Resources

Randy Clegg, Superintendent

Lisa Rider, Executive Director of Business Services

Sandi Novak, Assistant Superintendent

The following issues were discussed:

Status of negotiations with the Burnsville Education Association

The meeting adjourned at 9:00 P.M.

---

Nancy Banyard, Acting Clerk

**Burnsville-Eagan-Savage Public Schools  
Independent School District 191  
Human Resources Office**

TO: Members, Board of Education  
Randall Clegg, Superintendent

FROM: Susan J. Grissom, Executive Director Human Resources

DATE: November 19, 2009

RE: Recommended Personnel Changes

**Administrative  
Appointment**

Scott Brown \*Replacement-Director of Accounting, effective  
12/14/09

**Certified  
Appointment**

Larry Ekegren -New-.23 FTE/Replacement-.5 FTE-Teacher, ESL, HB,  
total FTE .73 , effective 11/11/09

Tammy Merrill \*Replacement-Long term substitute, 1.0 FTE, Math,  
ERJH, effective 11/16/09

Sara Rantala -Replacement-Long term substitute, 1.1 FTE, Science,  
NJH/ERJH, effective 11/9/09 – 1/25/10

Ruth Schweinefus \*Replacement-Long term substitute, 1.0 FTE,  
Kindergarten, Byrne, effective 11/2/09

Hannah Selby \*Replacement-Long term substitute, GP, 1.0 FTE,  
assignment extends through 6/11/10

Susan Zucollo \*New-Teacher, Grade 4/5, .5 FTE, GP, effective 12/7/09

**Change in Assignment**

Matthew Madson -Assignment increases with the addition of 1 Social  
Studies class period/daily, effective 11/10/09 through  
1/25/10

Angela Olson -Assignment increases with the addition of .33 FTE,  
ESL, MWS, effective 11/9/09

**Leave of Absence**

Will Morgan -Teacher, BHS, requests a 1.0 FTE legislative leave of  
absence, effective 1/26/09 – 6/11/10

Susan Zucollo \*Teacher, GP, requests a .5 FTE parental leave of  
absence, effective 12/7/09 – 6/11/10

**Retirement**

Judy Henderson \*TOSA, after 11 years in the District, effective 1/16/10

\*added to original report  
Burnsville-Eagan-Savage #191  
Board Meeting – 11/19/2009

Kathy Przytarski

\*Teacher, after 23 years in the District, effective 1/25/10

**Classified**

**Appointment**

Kimberly Adamson

\*New-Kindergarten Plus EA, 4 hrs/day, Rahn, effective 11/18/09

Amanda Carrick

\*Replacement-Temporary Cook Helper, 3.5 hrs/day, 5 days/wk, ERJH, effective 11/17/09

Stacy Harrison

-Replacement-Temporary Cook Helper, 6 hrs/day, 5 days/wk, ERJH, effective 11/5/09

**Recall from Termination**

Jo Olsen

-GEA, 6.5 hrs/student contact days, Byrne, effective 11/4/09

**COMMUNITY EDUCATION**

**Return from Leave**

Rebecca Richardson

-Program Supervisor, PPK, 8 hrs/day, effective 11/9/09

\*added to original report  
Burnsville-Eagan-Savage #191  
Board Meeting – 11/19/2009

To: Dr. Randy Clegg  
From: Rob Nelson  
CC: Rose Herrmann  
Date: November 4, 2009  
Memo: Wells Fargo Donation

II.B.3

I am pleased to inform you that Harriet Bishop Elementary School has received a Wells Fargo Community Foundation Education Matching Gift in the amount of \$25.00.

I recommend that the School Board accept this installment of the Wells Fargo charitable campaign in the amount of \$25.00.

/jh

# Memorandum

---

**To:** Dr. Randall Clegg  
**CC:** Rose Hermann  
**From:** Kay Fecke  
**Date:** 11/19/2009  
**Re:** Donation

---

II.B.3

I recommend that the Board of Education accept the book donation entitled "The Weaving Adventures of Edgar and Rita" illustrated by Frances Iverson (valued at \$12.95) from Niddy Noddy Press (Frances Iverson, 154 Woodland Drive, Burnsville, MN 55337) to Sky Oaks Elementary School. The donation will be used in the Media Center.

We are grateful for her generous support of education and Sky Oaks School.

# Memorandum

---

**To:** Dr. Randall Clegg  
**CC:** Rose Hermann  
**From:** Kay Fecke  
**Date:** 11/19/2009  
**Re:** Donation

---

II.B.3

I recommend that the Board of Education accept the school supply donation (valued at \$76.51) from David & Marion Gustafson (308 Brandywine Drive, Burnsville, MN 55337) to Sky Oaks Elementary School. The donation will be used for the students participating in the Brainpower in a Backpack Program, as specified by Mrs. Gustafson.

We are grateful for their generous support of education and Sky Oaks School.

# Memorandum

**To:** Dr. Randall Clegg  
**CC:** Rose Hermann  
**From:** Kay Fecke  
**Date:** 11/19/2009  
**Re:** Donation

II.B.3

I recommend that the Board of Education accept the school supply donation (valued at \$50) from the Burnsville Lion's Club (Corinne Bonin, 996 Stratford Lane West, Burnsville, MN 55337) to Sky Oaks Elementary School. The donation will be used for the students of Sky Oaks.

We are grateful for their generous support of education and Sky Oaks School.

# Memorandum

**To:** Dr. Randall Clegg  
**CC:** Rose Hermann  
**From:** Kay Fecke  
**Date:** 11/19/2009  
**Re:** Donation


II.B.3

---

I recommend that the Board of Education accept the donation of \$200.00 from Bernice Gross (12931 Harriet Ave S, Burnsville, MN 55337) to Sky Oaks Elementary School. The donation will be used toward the 5th and 6th grade patrols.

Please deposit the money into the following account: 01-489-203-000-096-007.

We are grateful for their generous support of education and Sky Oaks School.



**Agenda II-B-4  
November 19, 2009**

**TO: Dr. Randall Clegg, Superintendent**  
**FROM: Lisa K. Rider, Executive Director of Business Services**  
**DATE: November 19, 2009**  
**RE: October Payroll, Claims and Receipts**

**RECOMMENDATION:** That the Board approve October payroll checks numbered 713577-713710, and Direct Deposit notices numbered 368325-371515, in the net amount of \$3,645,780.08. October & November claims to date represented by checks numbered 392331-393480, 100355-100369 and wire transfers and adjustments, totaling \$6,441,983.19. Also, that the Board accepts October receipts of \$12,477,313.38 and investments for General Operations and Alt. Facilities and OPEB of \$26,333,995.73 as of October 31, 2009.

October payroll, wire transfers, claims and receipts have been prepared under the direction of Lisa K. Rider, Director of Accounting Services, and is presented for approval by the School Board. I would be glad to answer any questions.

LKR/mp

**INDEPENDENT SCHOOL DISTRICT 191  
FINANCIAL REPORT  
October 31, 2009**

**CASH RECEIPTS**

Receipts 64882-65320		\$ 12,479,145.08
Miscellaneous Adjustments		<u>(1,831.70)</u>

**TOTAL OCTOBER CASH RECEIVED** **\$ 12,477,313.38**

**CASH DISBURSEMENTS**

October		\$ 3,645,780.08
Regular Payroll Checks	713577-713710	
Direct Deposit Notices	368325-371515	

September Payables Previously Approved		876,833.49
October Claims:		
Previously Approved		1,914,113.99
Checks:		
392331-392829	392331-392829	
393017-393117	393017-393117	
100355-100369	100355-100369	1,167,227.30

October Wire Transfers:		4,048,993.26
Miscellaneous Adjustments		<u>97,670.47</u>

**TOTAL OCTOBER CASH DISBURSED** **\$ 11,750,618.59**

**TOTAL EXPENSES TO BE APPROVED**

October Cash Disbursed		\$ 11,750,618.59
Less: Items Previously Approved		(2,790,947.48)

Plus: October Payables:		
Checks:		
392830-393014	392830-393014	712,530.38
393346-393480	393346-393480	

November Claims:		415,561.78
Checks:	393015-393016	
	393118-393345	

**TOTAL TO BE APPROVED** **\$ 10,087,763.27**

Investments: General Operations		\$11,273,189.58
Alt Facility Purposes		\$0.00
OPEB		<u>\$15,060,806.15</u>
		<u>\$26,333,995.73</u>

**INDEPENDENT SCHOOL DISTRICT 191  
GENERAL OUTSTANDING INVESTMENTS  
31-Oct-09**

<b>Purchase Date</b>	<b>Depository</b>	<b>Investment Type</b>	<b>CD Yield</b>	<b>Maturity Date</b>	<b>Purchase Amount</b>
4/24/2009	MN Trust	CD	1.069	1/26/2010	781,889.58
8/20/2009	MN Trust	CD	0.650	3/12/2010	991,300.00
8/20/2009	MN Trust	CD	0.809	7/27/2010	4,500,000.00
8/20/2009	MN Trust	CD	1.200	9/14/2010	5,000,000.00
Ending Balance					<u><u>\$ 11,273,189.58</u></u>

**INDEPENDENT SCHOOL DISTRICT 191  
ALT FACILITY OUTSTANDING INVESTMENTS  
31-Oct-09**

<b>Purchase Date</b>	<b>Depository</b>	<b>Investment Type</b>	<b>CD Yield</b>	<b>Maturity Date</b>	<b>Purchase Amount</b>
All investments have matured, remaining cash is held in Money Market					
					<u><u>0.00</u></u>

**INDEPENDENT SCHOOL DISTRICT 191  
OPEB OUTSTANDING INVESTMENTS  
31-Oct-09**

<b>Purchase Date</b>	<b>Depository</b>	<b>Investment Type</b>	<b>CD Yield</b>	<b>Maturity Date</b>	<b>Purchase Amount</b>	<b>Par Value</b>
4/24/2009	MN Trust	CD	avg. 1.135	12/15/2009	2,000,000.00	2,000,000.00
4/24/2009	MN Trust	CD	avg. 1.305	4/26/2010	1,432,000.00	1,432,000.00
4/24/2009	MN Trust	CD	avg. 1.53	6/15/2010	1,068,000.00	1,068,000.00
4/24/2009	MN Trust	CD	1.800	6/10/2011	96,000.00	96,000.00
4/24/2009	MN Trust	CD	1.790	6/15/2011	2,704,000.00	2,704,000.00
6/23/2009	MN Trust	SEC	4.000	2/1/2012	1,080,686.30	1,030,000.00
8/26/2009	MN Trust	SEC	2.200	2/1/2012	501,765.00	500,000.00
9/29/2009	MN Trust	SEC	2.30	2/1/2012	190,642.20	190,000.00
8/13/2009	MN Trust	SEC	2.450	4/1/2012	125,473.75	125,000.00
9/4/2009	MN Trust	CD	2.10	6/4/2012	235,600.00	235,600.00
9/10/2009	MN Trust	CD	2.10	6/8/2012	235,300.00	235,300.00
9/8/2009	MN Trust	SEC	2.10	6/8/2012	245,000.00	245,000.00
9/18/2009	MN Trust	CD	1.99	6/15/2012	237,000.00	237,000.00
9/9/2009	MN Trust	CD	2.12	6/25/2012	236,000.00	236,000.00
8/3/2009	MN Trust	SEC	3.000	2/1/2013	101,194.00	100,000.00
10/19/2009	MN Trust	SEC	2.100	2/1/2013	800,000.00	800,000.00
9/2/2009	MN Trust	CD	2.55	6/3/2013	227,500.00	227,500.00
9/4/2009	MN Trust	CD	2.56	6/5/2013	455,100.00	455,100.00
10/1/2009	MN Trust	SEC	2.65	12/30/2013	245,000.00	245,000.00
10/15/2009	MN Trust	SEC	2.88	2/1/2014	935,000.00	935,000.00
10/13/2009	MN Trust	SEC	2.88	2/1/2014	385,000.00	385,000.00
9/1/2009	MN Trust	SEC	2.98	3/1/2014	723,607.20	720,000.00
7/15/2009	MN Trust	SEC	5.00	2/1/2015	328,432.60	310,000.00
6/29/2009	MN Trust	SEC	3.35	6/1/2015	472,505.10	470,000.00
					<u><u>15,060,806.15</u></u>	<u><u>14,981,500.00</u></u>
<b>GRAND TOTAL:</b>					<u><u>26,333,995.73</u></u>	



# Total Portfolio Report CAR

As of: 10/31/09

PMA Financial Network, Inc.

2135 CityGate Lane  
7th Floor  
Naperville, Illinois 60563  
Telephone . 630-657-6400  
Facsimile . 630-718-8701

## BURNSVILLE ISD 191 / 2009 OPEB TRUST

3596

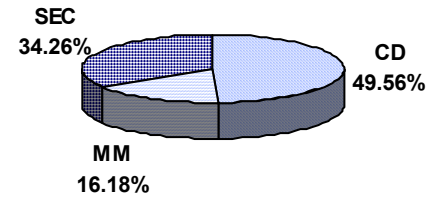
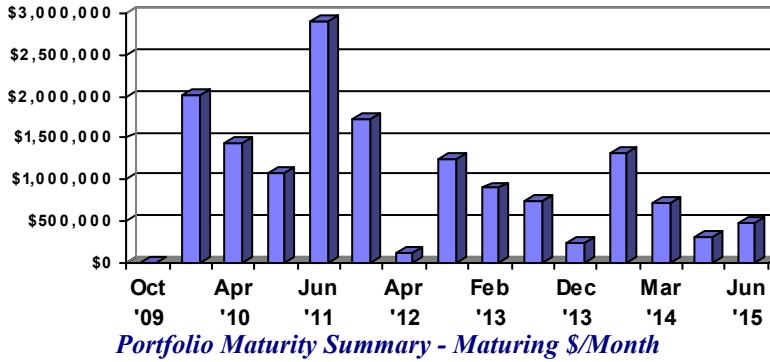
Type	Trans	SEQ	Purchase	Maturity	Instrument	Par-Val/Mat. Val.	Original Cost	Rate
MM					Investment Shares Portfolio	\$2,914,906.43	\$2,914,906.43	
CD	132152	1	4/24/09	12/15/09	RBS CITIZENS BANK, NA / CHARTER ONE BANK	\$1,764,058.32	\$1,752,000.00	1.069
CD	132153	1	4/24/09	12/15/09	COLE TAYLOR BANK (N)	\$249,916.06	\$248,000.00	1.200
CD	132147	1	4/24/09	4/26/10	CITIBANK	\$1,053,605.33	\$1,040,000.00	1.294
CD	132148	1	4/24/09	4/26/10	OXFORD BANK AND TRUST	\$99,379.52	\$98,000.00	1.400
CD	132149	1	4/24/09	4/26/10	INDEPENDENCE BANK - MT	\$99,322.86	\$98,000.00	1.343
CD	132150	1	4/24/09	4/26/10	CUMBERLAND BANK & TRUST	\$99,224.33	\$98,000.00	1.243
CD	132151	1	4/24/09	4/26/10	TD BANK NA	\$99,213.00	\$98,000.00	1.231
CD	132136	1	4/24/09	6/15/10	FIFTH THIRD BANK	\$99,138.82	\$97,000.00	1.930
CD	132137	1	4/24/09	6/15/10	PRIVATE BANK - MI	\$99,082.30	\$97,000.00	1.879
CD	132138	1	4/24/09	6/15/10	M&I BANK FSB	\$98,817.44	\$97,000.00	1.640
CD	132139	1	4/24/09	6/15/10	M&I MARSHALL & ILSLEY BANK	\$98,817.44	\$97,000.00	1.640
CD	132140	1	4/24/09	6/15/10	SOUTHWEST BANK, AN M&I BANK	\$98,817.44	\$97,000.00	1.640
CD	132141	1	4/24/09	6/15/10	HOME STATE BANK NA	\$98,673.82	\$97,000.00	1.511
CD	132142	1	4/24/09	6/15/10	ZIONS FIRST NATIONAL BANK -Q	\$98,494.45	\$97,000.00	1.345
CD	132143	1	4/24/09	6/15/10	ORRSTOWN BANK	\$99,455.51	\$98,000.00	1.300
CD	132144	1	4/24/09	6/15/10	WEST POINTE BANK	\$98,487.76	\$97,000.00	1.343
CD	132145	1	4/24/09	6/15/10	EDGAR COUNTY B&TC	\$98,440.66	\$97,000.00	1.300
CD	132146	1	4/24/09	6/15/10	ENTERPRISE BANK & TRUST	\$98,440.66	\$97,000.00	1.300
CD	132135	1	4/24/09	6/10/11	CENTRAL BANK / CENTRAL BANK OF STILLWATER	\$99,678.52	\$96,000.00	1.800
CD	132134	1	4/24/09	6/15/11	KEYBANK - C	\$2,807,698.77	\$2,704,000.00	1.790
SEC	22577	1	6/23/09	2/1/12	Brainerd ISD 181	\$1,030,000.00	\$1,030,000.00	2.050
SEC	22723	1	8/26/09	2/1/12	CUSD # 203 Naperville BABS Taxable	\$500,000.00	\$500,000.00	2.050
SEC	22822	1	9/29/09	2/1/12	Wyoming Minn BABS Impt Ser A	\$190,000.00	\$190,000.00	2.300
SEC	22662	1	8/13/09	4/1/12	Menomonee Falls Wis Sch Dist	\$125,000.00	\$125,000.00	2.300
CD	141057	1	9/4/09	6/4/12	FARMERS & MERCHANTS UNION BANK	\$249,218.76	\$235,600.00	2.101
CD	141331	1	9/10/09	6/8/12	GERMAN-AMERICAN STATE BANK	\$249,041.43	\$235,300.00	2.100
SEC	22840	1	9/8/09	6/8/12	Access National Bank Certificate of Deposit	\$245,000.00	\$245,000.00	2.100
CD	141869	1	9/18/09	6/15/12	BLC COMMUNITY BANK	\$249,943.90	\$237,000.00	1.991
CD	141089	1	9/9/09	6/25/12	EAST CAROLINA BANK	\$249,984.03	\$236,000.00	2.120
SEC	22666	1	8/3/09	2/1/13	Olmsted Cnty Minn	\$100,000.00	\$100,000.00	2.640
SEC	22887	1	10/19/09	2/1/13	St Paul Minn Cap Impt Ref-Taxable-Tax Increment-H	\$800,000.00	\$800,000.00	2.100
CD	140799	1	9/2/09	6/3/13	FOUNDERS BANK & TRUST	\$249,948.08	\$227,500.00	2.550
CD	141055	1	9/4/09	6/5/13	HERSHEY STATE BANK - HERSHEY, NE	\$249,968.28	\$227,500.00	2.558
CD	141056	1	9/4/09	6/5/13	TRADITIONAL BANK, INC.	\$248,956.99	\$227,600.00	2.500
SEC	22918	1	10/1/09	12/30/13	First Nb - Fox Valley Certificate of Deposit	\$245,000.00	\$245,000.00	2.650
SEC	22877	1	10/15/09	2/1/14	Anoka-Hennepin Minn Indpt Sch Dist #11	\$935,000.00	\$935,000.00	2.880
SEC	22894	1	10/13/09	2/1/14	Duluth Minn Indpt Sch Dist #709 Cifs Partn	\$385,000.00	\$385,000.00	2.880
SEC	22749	1	9/1/09	3/1/14	Metropolitan Council Minn BABS Taxable	\$720,000.00	\$720,000.00	2.980
SEC	22642	1	7/15/09	2/1/15	Bemidji Minn Indpt Sch Dist No 031	\$310,000.00	\$310,000.00	3.800
SEC	22574	1	6/29/09	6/1/15	CEDAR RAPIDS IOWA REF TAXABLE CAP	\$470,000.00	\$470,000.00	3.250

Type	Trans	SEQ	Purchase	Maturity	Instrument	Par-Val/Mat. Val.	Original Cost	Rate
<i>Note: Weighted Yield &amp; Weighted Average Portfolio Maturity are calculated only on the CD, CP, &amp; SEC desk.</i>						<b>Total Amount --&gt;</b>	<b>\$18,175,730.91</b>	<b>\$17,896,406.43</b>

**Time and Dollar Weighted Portfolio Yield: 2.467 %**

**Weighted Average Portfolio Maturity: 669.77 Days**

**MM: 16.29%**  
**CD's: 49.88%**  
**CP: 0.00%**  
**SEC: 33.83%**



*Portfolio Allocation by Transaction Type*

October Wires  
2009

Date	From	To	Amount	Reason
100109	MSDLAF+, New York	Internal Revenue Service	650,753.89	September 30, 2009 Federal Payroll Taxes
100109	MSDLAF+, New York	State of Minnesota	111,432.53	September 30, 2009 State Payroll Taxes
100209	MSDLAF+, New York	Internal Revenue Service	231.59	September 30, 2009 Payroll - 3rd Party Sick
100209	MSDLAF+, New York	Internal Revenue Service	858.00	September 30, 2009 Payroll - Retiree Rollover
100209	MSDLAF+, New York	People's Bank	142,234.08	September 30, 2009 Payroll - TSA
100509	MSDLAF+, New York	Delta Dental	11,220.88	Dental Insurance
100509	MSDLAF+, New York	State of Minnesota	3,086.46	September 30, 2009 Payroll - Child Support
100609	MSDLAF+, New York	State of Minnesota	66.00	September 30, 2009 Payroll - Levies
100709	MSDLAF+, New York	Pitney Bowes	5,000.00	Mailroom Postage
100909	State of Minnesota	MSDLAF+, New York	46.76	State Wire Payment - TRA Refund
100909	MSDLAF+, New York	TRA	224,709.63	September 30, 2009 Payroll - TRA
100909	MSDLAF+, New York	PERA	92,337.89	September 30, 2009 Payroll - PERA
100909	MSDLAF+, New York	Health Partners	1,528,962.08	Health Insurance
101509	State of Minnesota	MSDLAF+, New York	2,043,807.29	October 15, 2009 State Aid Payment
101509	MSDLAF+, New York	Delta Dental	15,337.01	Dental Insurance
101509	MSDLAF+, New York	State of Minnesota	3,605.00	Sales Tax
101609	MSDLAF+, New York	Internal Revenue Service	620,559.74	October 15, 2009 Federal Payroll Taxes
101609	MSDLAF+, New York	State of Minnesota	106,326.74	October 15, 2009 State Payroll Taxes
101609	MSDLAF+, New York	State of Minnesota	3,086.46	October 15, 2009 Payroll - Child Support
101609	MSDLAF+, New York	State of Minnesota	760.96	October 15, 2009 Payroll - Levies
101609	MSDLAF+, New York	State of Minnesota	3,439.62	October 15, 2009 Payroll - Retiree Rollover
101909	MSDLAF+, New York	People's Bank	143,033.05	October 15, 2009 Payroll - TSA
102009	State of Minnesota	MSDLAF+, New York	781,793.42	State Wire Payment - Federal Aid for FIN 151
102109	State of Minnesota	MSDLAF+, New York	5,618.69	State Wire Payment - Federal Aid for FIN 151
102109	MSDLAF+, New York	Delta Dental	10,139.71	Dental Insurance
102609	State of Minnesota	MSDLAF+, New York	616.42	State Wire Payment - Cobra Subsidy
102609	Dakota County	MSDLAF+, New York	5,300,000.00	Tax Advance
102609	Scott County	MSDLAF+, New York	1,379,438.64	Tax Advance
102609	MSDLAF+, New York	Teacher Federated Credit L	32,282.44	Teacher Dues
102709	MSDLAF+, New York	TRA	232,773.02	October 15, 2009 Payroll - TRA
102709	MSDLAF+, New York	PERA	89,674.19	October 15, 2009 Payroll - PERA
102809	MSDLAF+, New York	Delta Dental	15,988.79	Dental Insurance
102809	State of Minnesota	MSDLAF+, New York	1,529.39	State Wire Payment - IEP
102909	State of Minnesota	MSDLAF+, New York	64.00	State Wire Payment - Student Teaching
103009	State of Minnesota	MSDLAF+, New York	2,079,319.58	October 30, 2009 State Wire Payment

CHECK #	TYPE	CHECK AMT	CHECK DATE	VENDOR #	ADDRS #	VENDOR NAME	CHECK STATUS
100355	S	\$100.00	10/22/09	26303	0	ALL FURNITURE, INC.	OUTSTANDING
100356	S	\$2450.00	10/22/09	26502	0	CAL-TEX ELECTRIC, INC.	OUTSTANDING
100357	S	\$210433.00	10/22/09	22015	0	CM CONSTRUCTION COMPANY, INC.	OUTSTANDING
100358	S	\$275799.84	10/22/09	24553	0	EBERT CONSTRUCTION	OUTSTANDING
100359	S	\$6070.95	10/22/09	02384	0	ENVIROBATE METRO, INC.	OUTSTANDING
100360	S	\$887.50	10/22/09	26109	0	FIELD ENVIRONMENTAL CONSULTING, INC.	OUTSTANDING
100361	S	\$130.00	10/22/09	26841	0	J&J GLASS AND GLAZING, INC.	OUTSTANDING
100362	S	\$13876.00	10/22/09	26225	0	K.A. WITT CONSTRUCTION, INC.	OUTSTANDING
100363	S	\$3096.26	10/22/09	05077	0	LOCKSAFE, INC.	OUTSTANDING
100364	S	\$1817.50	10/22/09	20381	0	NHA HEATING & AIR CONDITIONING, INC.	OUTSTANDING
100365	S	\$780.00	10/22/09	21744	0	QUALITY AIR MECHANICAL, INC.	OUTSTANDING
100366	S	\$1572.80	10/22/09	03339	1	ROTO-ROOTER	OUTSTANDING
100367	S	\$329.00	10/22/09	26846	0	WATER CONSERVATION SERVICE, INC.	OUTSTANDING
100368	S	\$1344.59	10/22/09	01279	1	WELLS FARGO BUSINESS CREDIT	OUTSTANDING
100369	S	\$35961.01	10/22/09	09685	0	WOLD ARCHITECTS & ENGINEERS	OUTSTANDING

TOTAL # OF ISSUED CHECKS: 15 TOTAL AMOUNT 554648.45

TOTAL # OF VOIDED CHECKS: 0 TOTAL AMOUNT 0.00

TOTAL # OF UNISSUED CHECKS: 0

CHECK #	TYPE	CHECK AMT	CHECK DATE	VENDOR #	ADDRS #	VENDOR NAME	CHECK STATUS
392331	S	\$270.00	10/08/09	23379	0	APPLEWOOD ORCHARD, INC.	OUTSTANDING
392332	S	\$945.60	10/08/09	23228	0	ACP DIRECT	OUTSTANDING
392333	S	\$130.00	10/08/09	26310	0	ADEM, ABDULRAHMAN A.	OUTSTANDING
392334	S	\$62.00	10/08/09	22032	0	ALAMI, AL	OUTSTANDING
392335	S	\$52.09	10/08/09	16377	0	ALEXON, BETH	OUTSTANDING
392336	S	\$495.00	10/08/09	26795	1	ALLIED PROFESSIONALS, INC.	OUTSTANDING
392337	S	\$4968.00	10/08/09	00216	1	ALPHA VIDEO & AUDIO, INC.	OUTSTANDING
392338	S	\$72.00	10/08/09	24986	0	AMERICAN COUNCIL ON EDUCATION	OUTSTANDING
392339	S	\$276.16	10/08/09	01365	0	AMERIPRIDE LINEN AND APPAREL SERVICES	OUTSTANDING
392340			10/08/09	01365	0	UNISSUED	UNISSUED
392341			10/08/09	01365	0	UNISSUED	UNISSUED
392342	S	\$35.00	10/08/09	00009	7	APPLE VALLEY HIGH SCHOOL	OUTSTANDING
392343	S	\$223.86	10/08/09	00428	0	ARAMARK	OUTSTANDING
392344	S	\$14.27	10/08/09	26755	0	ARAMARK UNIFORM SERVICES	OUTSTANDING
392345	S	\$49.00	10/08/09	00000	276	AUSTAD, ALICE	OUTSTANDING
392346	S	\$96.00	10/08/09	16899	0	BLACK, DIANE	OUTSTANDING
392347	S	\$106.98	10/08/09	00172	1	BLICK ART MATERIALS	OUTSTANDING
392348	S	\$60.00	10/08/09	26827	0	BOOTS, MARK	OUTSTANDING
392349	S	\$65.00	10/08/09	07399	0	BOYCE, VALERIE	OUTSTANDING
392350	S	\$60.00	10/08/09	25337	0	BRENNAN, DAVID	OUTSTANDING
392351	S	\$37.95	10/08/09	14963	0	BROADY, JOANNE	OUTSTANDING
392352	S	\$80.00	10/08/09	05368	0	BURGESON, NANCY	OUTSTANDING
392353	S	\$432.00	10/08/09	00515	1	BURNSVILLE HIGH SCHOOL CHEER	OUTSTANDING
392354	S	\$280.00	10/08/09	04122	0	CALCULATORS, INC.	OUTSTANDING
392355	S	\$47.00	10/08/09	26771	0	CAN, ANDREAS	OUTSTANDING
392356	S	\$80.24	10/08/09	22379	0	CASADA, NANCY	OUTSTANDING
392357	S	\$36.30	10/08/09	15074	0	CHAMERLIK, KAREN	OUTSTANDING
392358	S	\$10.00	10/08/09	00000	275	CHEM, SARIEM	OUTSTANDING
392359	S	\$145.44	10/08/09	26264	0	CLARK, JOANN	OUTSTANDING
392360	S	\$116.62	10/08/09	E9963	0	CLEVELAND, KATHY	OUTSTANDING
392361	S	\$390.00	10/08/09	25919	0	CORDOVA-MORALES, LETICIA	OUTSTANDING
392362	S	\$525.00	10/08/09	26634	0	CULPEPPER, TIM	OUTSTANDING
392363	S	\$349.18	10/08/09	00837	1	DEMCO, INC.	OUTSTANDING
392364	S	\$540.00	10/08/09	20524	0	DEWALD, RINA C.	OUTSTANDING
392365	S	\$25.99	10/08/09	15482	0	EILERTSON, JANE	OUTSTANDING
392366	S	\$28.85	10/08/09	12072	0	ENGBERG, DENISE G	OUTSTANDING
392367	S	\$221.00	10/08/09	26259	0	ESPINOSA-VARGAS, OSCAR	OUTSTANDING
392368	S	\$31.18	10/08/09	01463	0	FEDEX	OUTSTANDING
392369	S	\$150.00	10/08/09	00000	4592	FLYNN, ANGIE	OUTSTANDING
392370	S	\$500.00	10/08/09	26823	0	FOX LAWSON & ASSOCIATES, LLC.	OUTSTANDING
392371	S	\$365.25	10/08/09	03885	0	GIBBS MUSEUM	OUTSTANDING
392372	S	\$124.00	10/08/09	21992	0	GRIFFITH, JENNIFER	OUTSTANDING
392373	S	\$60.00	10/08/09	06337	0	HANSON, GORDON	OUTSTANDING
392374	S	\$187.00	10/08/09	21252	0	HARMER, MARY	OUTSTANDING
392375	S	\$39.00	10/08/09	21990	0	HARTWELL, LEE	OUTSTANDING
392376	S	\$180.00	10/08/09	26803	0	HASSAN, RAHMA	OUTSTANDING
392377	S	\$54.13	10/08/09	03372	0	HEALY AWARDS, INC.	OUTSTANDING
392378	S	\$26.84	10/08/09	15977	0	HEIM, WILLIAM	OUTSTANDING
392379	S	\$623.37	10/08/09	00862	3	HERFF JONES, INC.	OUTSTANDING
392380	S	\$25296.00	10/08/09	21184	1	HEWLETT-PACKARD COMPANY	OUTSTANDING
392381	S	\$12640.37	10/08/09	26824	0	HOTEL PHILLIPS	OUTSTANDING
392382	S	\$555.39	10/08/09	13202	0	HRIMNAK, SANDI J	OUTSTANDING

CHECK #	TYPE	CHECK AMT	CHECK DATE	VENDOR #	ADDRS #	VENDOR NAME	CHECK STATUS
392383	S	\$15.00	10/08/09	00016	1798	HUMMEL, LISA	OUTSTANDING
392384	S	\$101.00	10/08/09	26828	0	HUSEMANN, MATTHEW	OUTSTANDING
392385	S	\$79.00	10/08/09	01809	0	IND. SCHOOL DIST. 272	OUTSTANDING
392386	S	\$462.96	10/08/09	08481	0	IND. SCHOOL DIST. 283	OUTSTANDING
392387	S	\$1400.00	10/08/09	07462	1	IND. SCHOOL DIST. 709	OUTSTANDING
392388	S	\$762.40	10/08/09	24274	1	INNOVATIVE OFFICE SOLUTIONS	OUTSTANDING
392389	S	\$250.28	10/08/09	02483	0	INTEGRA TELECOM	OUTSTANDING
392390	S	\$95.63	10/08/09	02483	2	INTEGRA TELECOM	OUTSTANDING
392391	S	\$60.00	10/08/09	26825	0	ITH, VANHUON	OUTSTANDING
392392	S	\$282.00	10/08/09	01994	0	J&R SCHOOL SUPPLIES, INC.	OUTSTANDING
392393	S	\$6.42	10/08/09	02043	7	JOSTENS	OUTSTANDING
392394	S	\$17.36	10/08/09	14209	0	KAUL, PEGGY	OUTSTANDING
392395	S	\$67.49	10/08/09	14479	0	KIBLER, JEANNE	OUTSTANDING
392396	S	\$11.90	10/08/09	00001	1046	KIMBER, JENNIFER	OUTSTANDING
392397	S	\$27.00	10/08/09	16167	0	KNUTSON, CHRISTINE	OUTSTANDING
392398	S	\$60.00	10/08/09	26125	0	KONTOS, RHEA	OUTSTANDING
392399	S	\$16077.60	10/08/09	02102	0	KRAUS-ANDERSON INS. AGENCY, INC.	OUTSTANDING
392400	S	\$52.00	10/08/09	13422	0	KRZEWKI, CATHERINE D	OUTSTANDING
392401	S	\$80.00	10/08/09	25327	0	KUKAR, MAGGIE	OUTSTANDING
392402	S	\$124.00	10/08/09	26829	0	LABEAU, CLINTON	OUTSTANDING
392403	S	\$26.00	10/08/09	08682	2	LIFETOUCH	OUTSTANDING
392404	S	\$80.00	10/08/09	00016	1799	LUU, DEBORAH	OUTSTANDING
392405	S	\$45.52	10/08/09	12875	0	MATHEWS, STEPHANIE A	OUTSTANDING
392406	S	\$80.00	10/08/09	24973	0	MCKAY, FRANK	OUTSTANDING
392407	S	\$481.00	10/08/09	08112	0	MEDICINE LAKE TOURS	OUTSTANDING
392408	S	\$169.02	10/08/09	02395	0	MENARDS	OUTSTANDING
392409	S	\$62.00	10/08/09	05884	0	MILLER, CHARLOTTE	OUTSTANDING
392410	S	\$163.00	10/08/09	05886	0	MILLER, STEVE	OUTSTANDING
392411	S	\$60.00	10/08/09	26826	0	MITCHELL, TYWAN	OUTSTANDING
392412	S	\$2097.20	10/08/09	03288	0	MN LITERACY COUNCIL	OUTSTANDING
392413	S	\$62.00	10/08/09	26833	0	MORTADA, MOHAMME	OUTSTANDING
392414	S	\$516.38	10/08/09	03544	2	MULTI SERVICE CORPORATION	OUTSTANDING
392415	S	\$151.00	10/08/09	22324	0	MULTILINGUAL WORD, INC.	OUTSTANDING
392416	S	\$180.00	10/08/09	24243	0	MUNOZ, MARIBEL	OUTSTANDING
392417	S	\$185.50	10/08/09	24717	0	NAMES, NUMBERS & MORE, INC	OUTSTANDING
392418	S	\$232.10	10/08/09	16501	0	NESS, KAREN M	OUTSTANDING
392419	S	\$125.00	10/08/09	24847	0	NICHOLS, RICHARD L.	OUTSTANDING
392420	S	\$70.00	10/08/09	00016	1793	O'NEIL, CHERYL	OUTSTANDING
392421	S	\$1177.17	10/08/09	06477	0	OFFICE OF ENTERPRISE TECHNOLOGY	OUTSTANDING
392422	S	\$387.15	10/08/09	25300	1	ORANGE TREE EMPLOYMENT SCREENING	OUTSTANDING
392423	S	\$71.88	10/08/09	13431	0	PAETZOLD, ROBERT	OUTSTANDING
392424	S	\$39.00	10/08/09	26760	0	PANZER, KEVIN	OUTSTANDING
392425	S	\$47.00	10/08/09	26832	0	PAURUS, PAUL	OUTSTANDING
392426	S	\$175.00	10/08/09	00016	1795	PEXA, JENNY	OUTSTANDING
392427	S	\$78.43	10/08/09	15741	0	PHILLIPS, MARIA	OUTSTANDING
392428	S	\$165.20	10/08/09	26529	0	PLAIN, SUSAN	OUTSTANDING
392429	S	\$8393.83	10/08/09	02781	5	QWEST	OUTSTANDING
392430	S	\$210.87	10/08/09	00182	1	RESOURCES FOR EDUCATORS	OUTSTANDING
392431	S	\$353.38	10/08/09	E7829	0	ROCZNIAK, EUGENE A	OUTSTANDING
392432	S	\$40.15	10/08/09	13144	0	ROLF, BRENDA J	OUTSTANDING
392433	S	\$690.00	10/08/09	22630	1	RSM MCGLADREY, INC.	OUTSTANDING
392434	S	\$160.00	10/08/09	03630	0	S&T OFFICE PRODUCTS, INC.	OUTSTANDING

CHECK #	TYPE	CHECK AMT	CHECK DATE	VENDOR #	ADDRS #	VENDOR NAME	CHECK STATUS
392435	S	\$3150.00	10/08/09	26796	0	SAFEWAY DRIVING SCHOOL	OUTSTANDING
392436	S	\$62.00	10/08/09	26831	0	SAGRASSE, ABDELAZIZ	OUTSTANDING
392437	S	\$700.00	10/08/09	26289	0	SALGADO-LANDA, NOE	OUTSTANDING
392438	S	\$62.00	10/08/09	26830	0	SELBY, SCOTT	OUTSTANDING
392439	S	\$5570.41	10/08/09	23848	0	SFM	OUTSTANDING
392440	S	\$247.71	10/08/09	00016	1664	SHEPLEY, DEB	OUTSTANDING
392441	S	\$3500.00	10/08/09	20185	0	SHIRTY SOMETHING	OUTSTANDING
392442	S	\$175.00	10/08/09	00016	1796	SIMMONS, JACQUELINE	OUTSTANDING
392443	S	\$47.82	10/08/09	12779	0	SMITH, MELISSA	OUTSTANDING
392444	S	\$720.50	10/08/09	01076	1	SOUTHWEST NEWSPAPERS	OUTSTANDING
392445	S	\$131.75	10/08/09	12439	0	STACHOWSKI, SUSAN C	OUTSTANDING
392446	S	\$350.00	10/08/09	00016	1797	STAHLMAN, BONNIE	OUTSTANDING
392447	S	\$368.00	10/08/09	09180	0	STAR TRIBUNE MEDIA COMPANY LLC	OUTSTANDING
392448	S	\$3528.50	10/08/09	21008	0	T.L.C. SPECIAL TRANSPORTATION, INC.	OUTSTANDING
392449	S	\$100.00	10/08/09	25781	0	TAPIA, FRANCIS	OUTSTANDING
392450	S	\$128.10	10/08/09	15695	0	THOMPSON, HYE JEONG	OUTSTANDING
392451	S	\$15.00	10/08/09	20087	0	THURSDAY NIGHT HIKES	OUTSTANDING
392452	S	\$150.00	10/08/09	08798	14	UNIVERSITY OF MINNESOTA	OUTSTANDING
392453	S	\$264.99	10/08/09	04417	1	US FOODSERVICE	OUTSTANDING
392454	S	\$244.16	10/08/09	E7841	0	VANDERWOUDE, MARK B	OUTSTANDING
392455	S	\$36.25	10/08/09	26307	0	VERUS CORPORATION	OUTSTANDING
392456	S	\$66.00	10/08/09	00016	1794	VOXLAND, PENNY	OUTSTANDING
392457	S	\$121.60	10/08/09	24743	0	WALBRAN, SHARON	OUTSTANDING
392458	S	\$75.00	10/08/09	25560	0	WARSAME, KADRA	OUTSTANDING
392459	S	\$18.98	10/08/09	16914	0	WEIR ALDAHL, ALBERTA	OUTSTANDING
392460	S	\$230.69	10/08/09	20422	0	WENDORF, VERN	OUTSTANDING
392461	S	\$32.04	10/08/09	10543	0	WURDEMAN, SCOTT	OUTSTANDING
392462	S	\$8.63	10/08/09	04451	1	XEROX CORPORATION	OUTSTANDING
392463	S	\$5258.36	10/08/09	04451	6	XEROX CORPORATION	OUTSTANDING
392464	S	\$4606.44	10/08/09	04451	9	XEROX CORPORATION	OUTSTANDING
392465			10/31/09	00000	0	UNISSUED	UNISSUED
392466	S	\$4872.48	10/12/09	03609	3	SCIENCE HOUSE	OUTSTANDING
392467	S	\$38.57	10/13/09	15980	0	AAMODT, BILL	OUTSTANDING
392468	S	\$78.75	10/13/09	E6299	0	ABRAHAMSON, EILEEN M	OUTSTANDING
392469	S	\$75.00	10/13/09	26769	0	ACHIEVEMENT RESOURCES NETWORK	OUTSTANDING
392470	S	\$1776.75	10/13/09	26795	1	ALLIED PROFESSIONALS, INC.	OUTSTANDING
392471	S	\$45.86	10/13/09	00016	1690	BALLARD, EILEEN	OUTSTANDING
392472	S	\$32.24	10/13/09	11018	0	BARRETT, MARY LU	OUTSTANDING
392473	S	\$180.90	10/13/09	E6858	0	BARZEE, KATHRYN L	OUTSTANDING
392474	S	\$13.83	10/13/09	16358	0	BEDEAUX, BRENDA	OUTSTANDING
392475	S	\$20.00	10/13/09	26127	0	BENANAV, JAY	OUTSTANDING
392476	S	\$26.62	10/13/09	13957	0	BERRA, ANGELA M	OUTSTANDING
392477	S	\$1304.80	10/13/09	26720	0	BLUE BELL ENTERPRISES, INC.	OUTSTANDING
392478	S	\$59.00	10/13/09	00000	283	BRANDT, LAUREN	OUTSTANDING
392479	S	\$30.00	10/13/09	00000	278	BRUMMER, BOB	OUTSTANDING
392480	S	\$79.98	10/13/09	E8986	0	BUCHNER, JANE M	OUTSTANDING
392481	S	\$19.00	10/13/09	00000	282	BURKHOLDER, JUDY	OUTSTANDING
392482	S	\$161.00	10/13/09	24324	0	CHAMPIONSHIP PRODUCTS	OUTSTANDING
392483	S	\$419.24	10/13/09	25513	1	CHURCH OFFSET PRINTING, INC.	OUTSTANDING
392484	S	\$193.90	10/13/09	26695	1	COMPVIEW INC.	OUTSTANDING
392485	S	\$422.18	10/13/09	03866	0	CONTINENTAL CLAY COMPANY	OUTSTANDING
392486	S	\$1107.81	10/13/09	00502	0	CORNERSTONE COPY CENTER	OUTSTANDING

22

CHECK #	TYPE	CHECK AMT	CHECK DATE	VENDOR #	ADDRS #	VENDOR NAME	CHECK STATUS
392487	S	\$29.00	10/13/09	00000	281	COSTELLO, DAVE	OUTSTANDING
392488	S	\$30.00	10/13/09	00906	5	DAKOTA COUNTY SECONDARY TECHNICAL CENTER	OUTSTANDING
392489	S	\$330.28	10/13/09	22759	0	DAVIDSON, JUDITH	OUTSTANDING
392490	S	\$78.67	10/13/09	23099	0	DEX MEDIA EAST LLC	OUTSTANDING
392491	S	\$5625.00	10/13/09	20802	0	EHLERS & ASSOCIATES, INC.	OUTSTANDING
392492	S	\$112.30	10/13/09	00000	8318	EKNES, ANDREA	OUTSTANDING
392493	S	\$776.75	10/13/09	26735	0	EMBROIDERY CENTRAL, INC.	OUTSTANDING
392494	S	\$61.15	10/13/09	02995	0	FAST SIGNS	OUTSTANDING
392495	S	\$76.00	10/13/09	08124	0	FISCHER, DEANNA	OUTSTANDING
392496	S	\$350.00	10/13/09	00016	1780	FOUNDATION 191	OUTSTANDING
392497	S	\$21.89	10/13/09	11374	0	FRATZKE, JAYNE M	OUTSTANDING
392498	S	\$114.00	10/13/09	00000	9740	HAND, BEVERLY	OUTSTANDING
392499	S	\$45.00	10/13/09	13371	0	HARRISON, SCOTT	OUTSTANDING
392500	S	\$106.70	10/13/09	E8309	0	HENDRIX, EUGENIA M	OUTSTANDING
392501	S	\$59.00	10/13/09	00000	280	HOLKER, DIANE	OUTSTANDING
392502	S	\$11577.88	10/13/09	01390	0	INTERMEDIATE SCHOOL DISTRICT 287	OUTSTANDING
392503	S	\$15977.22	10/13/09	09327	0	INTERMEDIATE SCHOOL DISTRICT 917	OUTSTANDING
392504	S	\$19.64	10/13/09	10293	0	JOOSTEN, NANCY E	OUTSTANDING
392505	S	\$22.96	10/13/09	E0274	0	KLATTE, JEAN H	OUTSTANDING
392506	S	\$5.00	10/13/09	00000	6459	KLEIN, KAREN	OUTSTANDING
392507	S	\$125.00	10/13/09	E2173	0	LATTERY, AUDREY	OUTSTANDING
392508	S	\$19.00	10/13/09	00000	279	LENHART, MONA	OUTSTANDING
392509	S	\$50.00	10/13/09	25368	0	MAXWELL, KATHY	OUTSTANDING
392510	S	\$45.00	10/13/09	E5214	0	MCDONALD, JUDY M.	OUTSTANDING
392511	S	\$840.00	10/13/09	05305	3	MCTE	OUTSTANDING
392512	S	\$550.00	10/13/09	08865	14	METRO ECSU	OUTSTANDING
392513	S	\$29.97	10/13/09	14187	0	MILLER, CHAD	OUTSTANDING
392514	S	\$40.00	10/13/09	08014	0	MN ASSOC OF SECRETARIES TO THE PRINCIPALS	OUTSTANDING
392515	S	\$295.00	10/13/09	06098	2	MN STATE BAR ASSOCIATION	OUTSTANDING
392516	S	\$1470.00	10/13/09	14612	0	MULLINS, CYNTHIA	OUTSTANDING
392517	S	\$415.00	10/13/09	25393	0	NFHS	OUTSTANDING
392518	S	\$4059.98	10/13/09	22460	0	NUTTING, NANCY A	OUTSTANDING
392519	S	\$39.00	10/13/09	00000	284	OLSON, JUDY	OUTSTANDING
392520	S	\$60.00	10/13/09	24879	0	PEREZ, MELISSA M.	OUTSTANDING
392521	S	\$1049.46	10/13/09	23374	0	RECYCLE TECHNOLOGIES, INC.	OUTSTANDING
392522	S	\$28.13	10/13/09	11689	0	SCHWAB, ANGELA M	OUTSTANDING
392523	S	\$169.05	10/13/09	26693	0	SMITH, MARK	OUTSTANDING
392524	S	\$58.59	10/13/09	12894	0	SORENSEN, BRAD	OUTSTANDING
392525	S	\$1320.00	10/13/09	20876	0	SPEECH ON THE GO, LLC	OUTSTANDING
392526	S	\$26.29	10/13/09	16021	0	STREET, CHERYL	OUTSTANDING
392527	S	\$85.20	10/13/09	11948	0	TOELLER, SANDRA	OUTSTANDING
392528	S	\$43.34	10/13/09	04172	0	UNITED PARCEL SERVICE	OUTSTANDING
392529	S	\$31.00	10/13/09	00000	277	VANNELLI, KAROL	OUTSTANDING
392530	S	\$108.92	10/13/09	08458	0	WORDMASTERS	OUTSTANDING
392531	S	\$9.50	10/16/09	08621	1	CHILDREN'S THEATRE COMPANY	OUTSTANDING
392532	S	\$37.42	10/16/09	07362	2	AAA MINNESOTA/IOWA	OUTSTANDING
392533	S	\$777.51	10/16/09	01365	0	AMERIPRIDE LINEN AND APPAREL SERVICES	OUTSTANDING
392534			10/16/09	01365	0	UNISSUED	UNISSUED
392535	S	\$100.00	10/16/09	25296	0	ANAYA, DAVID	OUTSTANDING
392536	S	\$59.00	10/16/09	00000	286	ANDERSON, SHEILA	OUTSTANDING
392537	S	\$103.55	10/16/09	15920	0	ARPS, DIANE	OUTSTANDING
392538	S	\$697.95	10/16/09	04895	0	ASSOCIATION OF CLERICAL EMPLOYEES	OUTSTANDING

CHECK #	TYPE	CHECK AMT	CHECK DATE	VENDOR #	ADDRS #	VENDOR NAME	CHECK STATUS
392539	S	\$35.00	10/16/09	00000	276	AUSTAD, ALICE	OUTSTANDING
392540	S	\$147.00	10/16/09	03950	0	BAKER, ROBERT	OUTSTANDING
392541	S	\$94.95	10/16/09	12349	0	BAKKEN, ANN	OUTSTANDING
392542	S	\$50.00	10/16/09	16876	0	BARTLE, WHITNEY	OUTSTANDING
392543	S	\$158.90	10/16/09	00171	0	BILLMAN, MICHELLE	OUTSTANDING
392544	S	\$170.00	10/16/09	00000	5962	BORK, LAURI	OUTSTANDING
392545	S	\$350.00	10/16/09	24024	0	BRIH DESIGN, LLC	OUTSTANDING
392546	S	\$78.00	10/16/09	13411	0	BRINKMAN, CAROLE I	OUTSTANDING
392547	S	\$30.00	10/16/09	25826	0	BURCKHARDT, ANN	OUTSTANDING
392548	S	\$390.00	10/16/09	06939	0	BUREAU OF CRIMINAL APPREHENSION	OUTSTANDING
392549	S	\$15833.34	10/16/09	00673	0	BURNSVILLE, CITY OF	OUTSTANDING
392550	S	\$1080.00	10/16/09	26502	0	CAL-TEX ELECTRIC, INC.	OUTSTANDING
392551	S	\$450.00	10/16/09	23176	0	CASS-FELLING, KAREN	OUTSTANDING
392552	S	\$212.91	10/16/09	02519	3	CENTERPOINT ENERGY SERVICES, INC.	OUTSTANDING
392553	S	\$9733.98	10/16/09	24807	1	CHIP SHOPPE, THE	OUTSTANDING
392554	S	\$2375.00	10/16/09	26840	0	DAKOTA PRINTING, INC.	OUTSTANDING
392555	S	\$309.00	10/16/09	26702	0	DELTA MANAGEMENT ASSOCIATES, INC.	OUTSTANDING
392556	S	\$448.27	10/16/09	01002	0	EAGAN, CITY OF	OUTSTANDING
392557	S	\$85.00	10/16/09	00000	288	ETTIGOUNDER, VADIVU	OUTSTANDING
392558	S	\$30862.72	10/16/09	06007	0	FLOYD TOTAL SECURITY	OUTSTANDING
392559	S	\$31.04	10/16/09	16244	0	GILBERTSON, SHERRY	OUTSTANDING
392560	S	\$724.52	10/16/09	07390	0	GREATER TWIN CITIES UNITED WAY	OUTSTANDING
392561	S	\$31.80	10/16/09	00575	0	GROTH MUSIC COMPANY	OUTSTANDING
392562	S	\$63.00	10/16/09	25030	0	HAWKINS, SUSAN	OUTSTANDING
392563	S	\$7.15	10/16/09	14594	0	HEWETT, THOMAS J.	OUTSTANDING
392564	S	\$232.00	10/16/09	00052	0	IKI INC.	OUTSTANDING
392565	S	\$30.37	10/16/09	E3383	0	ILES, CONNIE	OUTSTANDING
392566	S	\$204.00	10/16/09	26839	0	IN THE COMPANY OF KIDS CREATIVE ARTS CENTER	OUTSTANDING
392567	S	\$2040.60	10/16/09	24335	0	IND. SCHOOL DIST. 8492	OUTSTANDING
392568	S	\$157.00	10/16/09	01896	0	INSTRUMENTALIST COMPANY, THE	OUTSTANDING
392569	S	\$106.74	10/16/09	02483	0	INTEGRA TELECOM	OUTSTANDING
392570	S	\$355.23	10/16/09	01390	0	INTERMEDIATE SCHOOL DISTRICT 287	OUTSTANDING
392571	S	\$1100.00	10/16/09	26841	0	J&J GLASS AND GLAZING, INC.	OUTSTANDING
392572	S	\$45.00	10/16/09	26485	0	JOHNSON, ANGELIQUE	OUTSTANDING
392573	S	\$59.00	10/16/09	00000	9568	JOHNSON, CARY	OUTSTANDING
392574	S	\$200.00	10/16/09	24067	0	JOHNSON, DENNIS	OUTSTANDING
392575	S	\$100.00	10/16/09	25328	0	JOHNSON, KATHLEEN	OUTSTANDING
392576	S	\$143.35	10/16/09	14370	0	KALMES, JENNIFER L	OUTSTANDING
392577	S	\$75.00	10/16/09	25881	0	KANDAKAI, PATRICIA	OUTSTANDING
392578	S	\$372.00	10/16/09	24253	0	LOFFLER COMPANIES, INC.	OUTSTANDING
392579	S	\$15000.00	10/16/09	03990	0	MALLOY, MONTAGUE, KARNOWSKI	OUTSTANDING
392580	S	\$280.00	10/16/09	09951	0	MATH MASTERS OF MN	OUTSTANDING
392581	S	\$160.00	10/16/09	05305	3	MCTE	OUTSTANDING
392582	S	\$40.00	10/16/09	26557	0	MEANS, AARON	OUTSTANDING
392583	S	\$450.00	10/16/09	26838	0	METRO MN EDUCATORS OF THE GIFTED AND TALENTED	OUTSTANDING
392584	S	\$346.50	10/16/09	25868	0	METZ, REBECCA	OUTSTANDING
392585	S	\$2200.00	10/16/09	02491	0	MIDWEST BAND INSTRUMENT SERV.	OUTSTANDING
392586	S	\$381.50	10/16/09	26104	0	MITTAL, GARIMA	OUTSTANDING
392587	S	\$787.00	10/16/09	08338	0	MN ASSOC OF SECONDARY SCHOOL PRINCIPALS	OUTSTANDING
392588	S	\$742.50	10/16/09	09837	0	MN HUMAN SERVICES	OUTSTANDING
392589	S	\$253.00	10/16/09	09389	0	MORTENSEN, SALLY	OUTSTANDING
392590	S	\$31.50	10/16/09	13614	0	MOSLEY, JESSICA	OUTSTANDING

CHECK #	TYPE	CHECK AMT	CHECK DATE	VENDOR #	ADDRS #	VENDOR NAME	CHECK STATUS
392591	S	\$675.00	10/16/09	03116	6	NCS PEARSON, INC	OUTSTANDING
392592	S	\$4986.16	10/16/09	22639	1	NEXTEL	OUTSTANDING
392593	S	\$120.00	10/16/09	26843	0	NFPA EDUCATION AND TECHNOLOGY FOUNDATION	OUTSTANDING
392594	S	\$162.00	10/16/09	21664	0	NUTRITIONAL WEIGHT & WELLNESS	OUTSTANDING
392595	S	\$1156.00	10/16/09	26086	0	ORKIN COMMERCIAL SERVICES	OUTSTANDING
392596	S	\$60.00	10/16/09	24879	0	PEREZ, MELISSA M.	OUTSTANDING
392597	S	\$189.92	10/16/09	26290	0	PERFORMANCE APPAREL, LLC	OUTSTANDING
392598	S	\$229.00	10/16/09	26733	0	PETERSON, FRAM & BERGMAN	OUTSTANDING
392599	S	\$62.00	10/16/09	00000	287	PHOMMA, BOUPHA	OUTSTANDING
392600	S	\$123.90	10/16/09	26529	0	PLAIN, SUSAN	OUTSTANDING
392601	S	\$105.00	10/16/09	07684	0	PORCARO, MICHAEL	OUTSTANDING
392602	S	\$216.69	10/16/09	26388	0	RAUSCH, STURM, ISRAEL & HORNIK	OUTSTANDING
392603	S	\$50.00	10/16/09	07433	0	ROY, ROB	OUTSTANDING
392604	S	\$400.00	10/16/09	24774	0	ROY, TOM	OUTSTANDING
392605	S	\$61.92	10/16/09	11543	0	RUHLAND, MARIA	OUTSTANDING
392606	S	\$60.50	10/16/09	00000	285	SCHAAP, AMBER	OUTSTANDING
392607	S	\$420.00	10/16/09	06265	1	SCHOOL NURSE ORGANIZATION OF MN	OUTSTANDING
392608	S	\$14167.00	10/16/09	23848	0	SFM	OUTSTANDING
392609	S	\$570.00	10/16/09	25672	0	SPECIAL DELIVERY OF MINNESOTA, INC	OUTSTANDING
392610	S	\$1056.00	10/16/09	20876	0	SPEECH ON THE GO, LLC	OUTSTANDING
392611	S	\$258.40	10/16/09	25040	0	ST. LOUIS PARK SENIOR PROGRAM	OUTSTANDING
392612	S	\$300.00	10/16/09	21898	0	STINGER, ELLEN	OUTSTANDING
392613	S	\$119.60	10/16/09	16046	0	STRAHOTA, SARA	OUTSTANDING
392614	S	\$75.00	10/16/09	07450	0	THINKING CAP QUIZ BOWL	OUTSTANDING
392615	S	\$2220.00	10/16/09	08203	0	TIES	OUTSTANDING
392616	S	\$94.53	10/16/09	23463	7	UNITED STATES TREASURY	OUTSTANDING
392617	S	\$125.00	10/16/09	02813	3	US DEPARTMENT OF EDUCATION	OUTSTANDING
392618	S	\$542.96	10/16/09	04417	1	US FOODSERVICE	OUTSTANDING
392619	S	\$185.00	10/16/09	22608	0	US NETCOM CORPORATION	OUTSTANDING
392620	S	\$574.00	10/16/09	04195	1	VIKING AUTOMATIC SPRINKLER COMPANY	OUTSTANDING
392621	S	\$225.00	10/16/09	20465	0	WANDER, LYNN JOA	OUTSTANDING
392622	S	\$282.00	10/16/09	26767	0	WI SCTF	OUTSTANDING
392623	S	\$2188.76	10/16/09	09685	0	WOLD ARCHITECTS & ENGINEERS	OUTSTANDING
392624	S	\$8503.42	10/16/09	02776	0	XCEL ENERGY	OUTSTANDING
392625	S	\$944.72	10/16/09	04451	6	XEROX CORPORATION	OUTSTANDING
392626	S	\$1959.16	10/16/09	04451	9	XEROX CORPORATION	OUTSTANDING
392627	S	\$1800.00	10/16/09	03144	0	ZAPS LEARNING COMPANY, LLC	OUTSTANDING
392628	S	\$150.00	10/20/09	26845	0	ACTORS THEATRE OF MN	OUTSTANDING
392629	S	\$150.00	10/20/09	E7817	0	AMUNDSON, JANE E	OUTSTANDING
392630	S	\$5569.65	10/20/09	21261	0	ANDERSON BUS COMPANY, INC.	OUTSTANDING
392631	S	\$236.73	10/20/09	00428	0	ARAMARK	OUTSTANDING
392632	S	\$13.31	10/20/09	26755	0	ARAMARK UNIFORM SERVICES	OUTSTANDING
392633	S	\$40.00	10/20/09	09011	0	BESTPREP	OUTSTANDING
392634	S	\$165.14	10/20/09	00016	1802	BOLDENOW, LISA	OUTSTANDING
392635	S	\$2703.69	10/20/09	02519	0	CENTERPOINT ENERGY	OUTSTANDING
392636	S	\$52.44	10/20/09	10828	0	CLASEN, TIA	OUTSTANDING
392637	S	\$14.24	10/20/09	03640	5	CORPORATE EXPRESS DOC & PRINT MGMT	OUTSTANDING
392638	S	\$292.24	10/20/09	00647	0	CROWN RENTAL, INC.	OUTSTANDING
392639	S	\$54410.36	10/20/09	00809	0	DAKOTA ELECTRIC ASSOCIATION	OUTSTANDING
392640			10/20/09	00809	0	UNISSUED	UNISSUED
392641	S	\$76.00	10/20/09	08124	0	FISCHER, DEANNA	OUTSTANDING
392642	S	\$400.00	10/20/09	26844	0	GERBER, JOSHUA	OUTSTANDING

CHECK #	TYPE	CHECK AMT	CHECK DATE	VENDOR #	ADDRS #	VENDOR NAME	CHECK STATUS
392643	S	\$7852.50	10/20/09	05834	0	INSTITUTE FOR ENVIRONMENTAL ASSESSMENT, INC.	OUTSTANDING
392644	S	\$450.00	10/20/09	03412	0	MERZER, SHEILA M.A., L.P.	OUTSTANDING
392645	S	\$34.65	10/20/09	25868	0	METZ, REBECCA	OUTSTANDING
392646	S	\$28.00	10/20/09	16995	0	MILLENACKER, TAMARA	OUTSTANDING
392647	S	\$12098.00	10/20/09	02540	0	MN SCHOOL BOARDS ASSOCIATION	OUTSTANDING
392648	S	\$332.00	10/20/09	22324	0	MULTILINGUAL WORD, INC.	OUTSTANDING
392649	S	\$75.00	10/20/09	26396	0	OSMAN, NIMO	OUTSTANDING
392650	S	\$60.00	10/20/09	26842	0	PERALTA, GERMAN	OUTSTANDING
392651	S	\$245.49	10/20/09	E4490	0	RIBNICK, BRIAN	OUTSTANDING
392652	S	\$108.57	10/20/09	00016	1801	SCHMIDT, CANDACE	OUTSTANDING
392653	S	\$6164.82	10/20/09	09331	0	SCHMITTY & SONS SCHOOL BUSES, INC.	OUTSTANDING
392654	S	\$161.67	10/20/09	10911	0	SILVERS, KATHRYN	OUTSTANDING
392655	S	\$162.89	10/20/09	04436	0	SMILEMAKERS	OUTSTANDING
392656	S	\$528.00	10/20/09	20876	0	SPEECH ON THE GO, LLC	OUTSTANDING
392657	S	\$107.63	10/20/09	00321	0	SUN NEWSPAPERS	OUTSTANDING
392658	S	\$62.39	10/20/09	24311	0	SUNDHEIMER, DONNA	OUTSTANDING
392659	S	\$37.22	10/20/09	04172	0	UNITED PARCEL SERVICE	OUTSTANDING
392660	S	\$497.53	10/20/09	01333	0	VIDEOTRONIX, INC.	OUTSTANDING
392661	S	\$50.00	10/20/09	23906	1	WEST METRO EDUCATION PROGRAM	OUTSTANDING
392662	S	\$142.53	10/20/09	00016	1800	WILHELMY, TODD	OUTSTANDING
392663	S	\$2441.81	10/20/09	02776	0	XCEL ENERGY	OUTSTANDING
392664	S	\$338.89	10/20/09	04451	9	XEROX CORPORATION	OUTSTANDING
392665	S	\$200.00	10/23/09	26741	0	A-1 STRIPES, INC.	OUTSTANDING
392666	S	\$170.00	10/23/09	26769	0	ACHIEVEMENT RESOURCES NETWORK	OUTSTANDING
392667	S	\$1160.00	10/23/09	26310	0	ADEM, ABDULRAHMAN A.	OUTSTANDING
392668	S	\$375.00	10/23/09	23426	0	ARAGON, MIKE	OUTSTANDING
392669	S	\$162.00	10/23/09	21633	0	AUTISM ASPERGER PUBLISHING COMPANY	OUTSTANDING
392670	S	\$36.00	10/23/09	26856	0	BACKLUND, JUSTIN	OUTSTANDING
392671	S	\$149.61	10/23/09	16879	0	BERDINE, KEVIN	OUTSTANDING
392672	S	\$270.00	10/23/09	07263	0	BIRNBAUM, ROGER	OUTSTANDING
392673	S	\$98.03	10/23/09	E7312	0	BLOOMQUIST, DIANNE J	OUTSTANDING
392674	S	\$60.00	10/23/09	24748	0	BOOTH, LAEL	OUTSTANDING
392675	S	\$180.00	10/23/09	26353	0	BOWMAN, DON	OUTSTANDING
392676	S	\$96.19	10/23/09	E4715	0	BROWN, THOMAS G.	OUTSTANDING
392677	S	\$330.00	10/23/09	06939	0	BUREAU OF CRIMINAL APPREHENSION	OUTSTANDING
392678	S	\$375.00	10/23/09	22414	0	CARLSON, ASHLEIGH	OUTSTANDING
392679	S	\$65.20	10/23/09	22379	0	CASADA, NANCY	OUTSTANDING
392680	S	\$1866.61	10/23/09	02519	0	CENTERPOINT ENERGY	OUTSTANDING
392681	S	\$62.00	10/23/09	26773	0	CHARAI, AHMED	OUTSTANDING
392682	S	\$3586.75	10/23/09	08621	1	CHILDREN'S THEATRE COMPANY	OUTSTANDING
392683	S	\$145.44	10/23/09	26264	0	CLARK, JOANN	OUTSTANDING
392684	S	\$220.00	10/23/09	00774	0	CONTINENTAL MATHEMATICS LEAGUE, INC.	OUTSTANDING
392685	S	\$47.00	10/23/09	26849	0	COOK, STEVE	OUTSTANDING
392686	S	\$285.00	10/23/09	25919	0	CORDOVA-MORALES, LETICIA	OUTSTANDING
392687	S	\$8349.46	10/23/09	00502	0	CORNERSTONE COPY CENTER	OUTSTANDING
392688	S	\$20.00	10/23/09	02157	0	CURRIER GROUP LIMITED	OUTSTANDING
392689	S	\$80.00	10/23/09	23938	0	DANGSON, JESSICA	OUTSTANDING
392690	S	\$120.00	10/23/09	26770	0	DINGMANN, KURT	OUTSTANDING
392691	S	\$2000.00	10/23/09	22061	0	DISTRIBUTED WEBSITE CORPORATION	OUTSTANDING
392692	S	\$53.09	10/23/09	11833	0	DOUGLAS, LORI	OUTSTANDING
392693	S	\$81.00	10/23/09	26848	0	DRAPER, TOM	OUTSTANDING
392694	S	\$329.00	10/23/09	26259	0	ESPINOSA-VARGAS, OSCAR	OUTSTANDING

CHECK #	TYPE	CHECK AMT	CHECK DATE	VENDOR #	ADDRS #	VENDOR NAME	CHECK STATUS
392695	S	\$60.00	10/23/09	24014	0	ESPINOZA, LEO	OUTSTANDING
392696	S	\$180.00	10/23/09	06326	0	FERGUSON, DORIS	OUTSTANDING
392697	S	\$76.00	10/23/09	08124	0	FISCHER, DEANNA	OUTSTANDING
392698	S	\$510.00	10/23/09	25866	0	FLORES, ROSA	OUTSTANDING
392699	S	\$525.00	10/23/09	26554	0	GANADO, CESAR	OUTSTANDING
392700	S	\$47.00	10/23/09	24708	0	GEIKEN, GARY	OUTSTANDING
392701	S	\$225.00	10/23/09	21339	0	GOMEZ, THERESA	OUTSTANDING
392702	S	\$19.72	10/23/09	13371	0	HARRISON, SCOTT	OUTSTANDING
392703	S	\$135.00	10/23/09	26803	0	HASSAN, RAHMA	OUTSTANDING
392704	S	\$54.00	10/23/09	24154	0	HEALTH COUNSELING SERVICES	OUTSTANDING
392705	S	\$81.00	10/23/09	22035	0	HEIFORT, MICHAEL	OUTSTANDING
392706	S	\$81.00	10/23/09	20474	0	HIMMERICK, BRENT	OUTSTANDING
392707	S	\$101.00	10/23/09	09327	1	INTERMEDIATE SCHOOL DIST. 917-GRC	OUTSTANDING
392708	S	\$80.00	10/23/09	26864	0	ISAACS, GARY	OUTSTANDING
392709	S	\$240.00	10/23/09	26825	0	ITH, VANHUON	OUTSTANDING
392710	S	\$81.00	10/23/09	26863	0	JOHNSON, MARK	OUTSTANDING
392711	S	\$81.00	10/23/09	09376	0	KARNAS, JIM	OUTSTANDING
392712	S	\$81.00	10/23/09	26862	0	KARNAS, MATT	OUTSTANDING
392713	S	\$81.00	10/23/09	08922	0	KARNAS, MIKE	OUTSTANDING
392714	S	\$60.00	10/23/09	24735	0	KEES, ED	OUTSTANDING
392715	S	\$81.00	10/23/09	20366	0	KOPPANY, MICHAEL	OUTSTANDING
392716	S	\$60.00	10/23/09	06519	0	KORBA, JERRY	OUTSTANDING
392717	S	\$27.71	10/23/09	13984	0	KOUTNIK, ANNE M	OUTSTANDING
392718	S	\$90.00	10/23/09	22010	0	KREMER, SEVERA E.	OUTSTANDING
392719	S	\$56.39	10/23/09	13422	0	KRZEWKI, CATHERINE D	OUTSTANDING
392720	S	\$300.00	10/23/09	24833	0	LAKANWAL PH.D., A. GHAFAR	OUTSTANDING
392721	S	\$400.00	10/23/09	26858	0	LANDE HOMUTH, CARRIE	OUTSTANDING
392722	S	\$80.00	10/23/09	26861	0	LANZI, BOB	OUTSTANDING
392723	S	\$60.00	10/23/09	26282	0	LEE, WAI YEE	OUTSTANDING
392724	S	\$147.00	10/23/09	06419	1	LENSCRAFTERS, INC.	OUTSTANDING
392725	S	\$2556.00	10/23/09	24253	0	LOFFLER COMPANIES, INC.	OUTSTANDING
392726	S	\$60.00	10/23/09	26860	0	LOKEN, AARON	OUTSTANDING
392727	S	\$24.63	10/23/09	12287	0	LUND, TIMOTHY J	OUTSTANDING
392728	S	\$60.00	10/23/09	23666	0	MAHER, DAVID	OUTSTANDING
392729	S	\$80.00	10/23/09	26850	0	MARSHALL, GREG	OUTSTANDING
392730	S	\$11.97	10/23/09	11828	0	MARSHALL, JEFFREY	OUTSTANDING
392731	S	\$330.00	10/23/09	26357	0	MEDINA AVILA, MIGUEL	OUTSTANDING
392732	S	\$480.00	10/23/09	25421	0	MEDINA de SMITH, MARIA	OUTSTANDING
392733	S	\$215.00	10/23/09	02538	0	MESPA	OUTSTANDING
392734	S	\$156.07	10/23/09	03029	1	MINNESOTA ENERGY RESOURCES CORPORATION	OUTSTANDING
392735	S	\$300.00	10/23/09	13149	0	MIRS, LAUREL	OUTSTANDING
392736	S	\$589.00	10/23/09	26800	0	MITCHELL AND ASSOCIATES CONSTRUCTION	OUTSTANDING
392737	S	\$50.00	10/23/09	03333	4	MN ASSOC OF ALTERNATIVE PROGRAMS	OUTSTANDING
392738	S	\$150.00	10/23/09	08338	0	MN ASSOC OF SECONDARY SCHOOL PRINCIPALS	OUTSTANDING
392739	S	\$76.41	10/23/09	E9501	0	MOSEY, PATRICIA	OUTSTANDING
392740	S	\$70.00	10/23/09	09120	0	NATIONAL CURRENT EVENTS LEAGUE	OUTSTANDING
392741	S	\$450.00	10/23/09	25874	0	NUR, ABDIRIZAK	OUTSTANDING
392742	S	\$60.00	10/23/09	25782	0	ODEGARD, THOMAS	OUTSTANDING
392743	S	\$411.50	10/23/09	23915	0	OKLAHOMA SCORING SERVICE, INC.	OUTSTANDING
392744	S	\$120.00	10/23/09	26396	0	OSMAN, NIMO	OUTSTANDING
392745	S	\$150.00	10/23/09	26865	0	PARTNERS IN IMMIGRANT CULTURAL KNOWLEDGE	OUTSTANDING
392746	S	\$120.00	10/23/09	26842	0	PERALTA, GERMAN	OUTSTANDING

CHECK #	TYPE	CHECK AMT	CHECK DATE	VENDOR #	ADDRS #	VENDOR NAME	CHECK STATUS
392747	S	\$150.00	10/23/09	24879	0	PEREZ, MELISSA M.	OUTSTANDING
392748	S	\$81.00	10/23/09	23370	0	PERRONE, JAMES	OUTSTANDING
392749	S	\$270.00	10/23/09	06173	0	PETERSON, GLENN	OUTSTANDING
392750	S	\$60.00	10/23/09	26851	0	PIPER, ROSS	OUTSTANDING
392751	S	\$414.00	10/23/09	03055	1	PITNEY BOWES INC.	OUTSTANDING
392752	S	\$450.00	10/23/09	25310	0	PONGRATZ, NICK	OUTSTANDING
392753	S	\$50.00	10/23/09	25293	0	PORTER, MARILYN	OUTSTANDING
392754	S	\$2028.00	10/23/09	03184	1	PSAT/NMSQT	OUTSTANDING
392755	S	\$120.36	10/23/09	26852	0	QUATTROCCHI, AMANDA	OUTSTANDING
392756	S	\$644.00	10/23/09	25766	0	REGION 3AA	OUTSTANDING
392757	S	\$126.00	10/23/09	23640	0	ROSEMOUNT SAW & TOOL	OUTSTANDING
392758	S	\$180.00	10/23/09	26853	0	SAARION, CARL	OUTSTANDING
392759	S	\$135.00	10/23/09	26375	0	SALGUERO, MARY	OUTSTANDING
392760	S	\$60.00	10/23/09	04705	0	SAMES, RANDY	OUTSTANDING
392761	S	\$198.57	10/23/09	09588	4	SAVAGE, CITY OF	OUTSTANDING
392762	S	\$546.17	10/23/09	00238	2	SCHOLASTIC BOOK FAIRS	OUTSTANDING
392763	S	\$171.00	10/23/09	03196	9	SCHOLASTIC BOOK FAIRS	OUTSTANDING
392764	S	\$101.98	10/23/09	03578	1	SCHOLASTIC, INC.	OUTSTANDING
392765	S	\$120.00	10/23/09	14881	0	SEVERSON, LAUREL	OUTSTANDING
392766	S	\$41.83	10/23/09	E7350	0	SHEIL, JANIS KAY	OUTSTANDING
392767	S	\$52.79	10/23/09	14128	0	SIMPSON, LISA	OUTSTANDING
392768	S	\$60.00	10/23/09	26859	0	SKILLING, MARIAM H.	OUTSTANDING
392769	S	\$80.00	10/23/09	07272	0	SMITH, DEB	OUTSTANDING
392770	S	\$48.99	10/23/09	12779	0	SMITH, MELISSA	OUTSTANDING
392771	S	\$81.00	10/23/09	05889	0	SMOTHERS, STEVE	OUTSTANDING
392772	S	\$262.37	10/23/09	12887	0	SODERHOLM, ANDREA	OUTSTANDING
392773	S	\$390.00	10/23/09	26857	0	SOTO, NESTOR DAVID	OUTSTANDING
392774	S	\$5.60	10/23/09	09180	0	STAR TRIBUNE MEDIA COMPANY LLC	OUTSTANDING
392775	S	\$146.59	10/23/09	E6874	0	STEAD, AMY JO	OUTSTANDING
392776	S	\$165.00	10/23/09	25420	0	STODDARD, MARIA	OUTSTANDING
392777	S	\$241.08	10/23/09	15946	0	STOTTS, MARK	OUTSTANDING
392778	S	\$210.00	10/23/09	26854	0	STURGES, SHANE	OUTSTANDING
392779	S	\$145.60	10/23/09	25598	0	TERRY, KARLA	OUTSTANDING
392780	S	\$1134.92	10/23/09	08203	0	TIES	OUTSTANDING
392781	S	\$120.00	10/23/09	24968	0	TRANG, KRISTINE	OUTSTANDING
392782	S	\$399.35	10/23/09	04417	1	US FOODSERVICE	OUTSTANDING
392783	S	\$62.00	10/23/09	26855	0	VU, MINH ANH	OUTSTANDING
392784	S	\$60.00	10/23/09	25560	0	WARSAME, KADRA	OUTSTANDING
392785	S	\$250.75	10/23/09	20422	0	WENDORF, VERN	OUTSTANDING
392786	S	\$62.00	10/23/09	05950	0	WINTER, CLARENCE	OUTSTANDING
392787	S	\$80.00	10/23/09	26346	0	WONTOR, STEVE	OUTSTANDING
392788	S	\$184.00	10/23/09	04451	1	XEROX CORPORATION	OUTSTANDING
392789	S	\$60.00	10/27/09	06111	0	ANGER, DAVID	OUTSTANDING
392790	S	\$29.12	10/27/09	13666	0	BECKER, SARAH	OUTSTANDING
392791	S	\$90.74	10/27/09	E8725	0	BORNE, SUSAN R	OUTSTANDING
392792	S	\$780.00	10/27/09	00673	0	BURNSVILLE, CITY OF	OUTSTANDING
392793	S	\$60.00	10/27/09	25919	0	CORDOVA-MORALES, LETICIA	OUTSTANDING
392794	S	\$22.99	10/27/09	12974	0	EVANS, CHRISTINE	OUTSTANDING
392795	S	\$182.87	10/27/09	E9689	0	FINN, FAY E.	OUTSTANDING
392796	S	\$750.00	10/27/09	25108	0	HITESMAN & ASSOCIATES, P.A.	OUTSTANDING
392797	S	\$1182.00	10/27/09	04769	0	IDEAL PRINTERS, INC.	OUTSTANDING
392798	S	\$187.50	10/27/09	02483	2	INTEGRA TELECOM	OUTSTANDING

CHECK #	TYPE	CHECK AMT	CHECK DATE	VENDOR #	ADDRS #	VENDOR NAME	CHECK STATUS
392799	S	\$60.00	10/27/09	04113	0	J&D TROPHY	OUTSTANDING
392800	S	\$60.00	10/27/09	22525	0	JACOBSON, BRYCE	OUTSTANDING
392801	S	\$2201.50	10/27/09	08356	1	KENNEDY & GRAVEN, CHARTERED	OUTSTANDING
392802	S	\$60.00	10/27/09	06519	0	KORBA, JERRY	OUTSTANDING
392803	S	\$139.20	10/27/09	26016	0	KRUMM, JOYCE	OUTSTANDING
392804	S	\$32.00	10/27/09	10637	0	KUGLER, JULIE	OUTSTANDING
392805	S	\$321.00	10/27/09	06064	0	MEEKER AND WRIGHT SPECIAL	OUTSTANDING
392806	S	\$150.00	10/27/09	08865	15	METRO ECSU	OUTSTANDING
392807	S	\$1654.37	10/27/09	03029	1	MINNESOTA ENERGY RESOURCES CORPORATION	OUTSTANDING
392808	S	\$60.00	10/27/09	26826	0	MITCHELL, TYWAN	OUTSTANDING
392809	S	\$250.00	10/27/09	00624	6	MN HISTORICAL SOCIETY	OUTSTANDING
392810	S	\$39.00	10/27/09	26868	0	MORGAN, KYLE	OUTSTANDING
392811	S	\$1220.90	10/27/09	25409	0	MORRISON, FENSKE & SUND, PA	OUTSTANDING
392812	S	\$300.00	10/27/09	26480	0	MULTI-LANGUAGE LINK INC.	OUTSTANDING
392813	S	\$123.20	10/27/09	11041	0	NIVALA, SUSAN	OUTSTANDING
392814	S	\$914.40	10/27/09	25300	1	ORANGE TREE EMPLOYMENT SCREENING	OUTSTANDING
392815	S	\$60.00	10/27/09	26396	0	OSMAN, NIMO	OUTSTANDING
392816	S	\$25.80	10/27/09	13431	0	PAETZOLD, ROBERT	OUTSTANDING
392817	S	\$420.00	10/27/09	24879	0	PEREZ, MELISSA M.	OUTSTANDING
392818	S	\$60.00	10/27/09	26851	0	PIPER, ROSS	OUTSTANDING
392819	S	\$160.00	10/27/09	08521	0	RATWIK, ROSZAK & MALONEY, P.A.	OUTSTANDING
392820	S	\$1988.00	10/27/09	26869	0	ROBLES, ISMAEL	OUTSTANDING
392821	S	\$39.00	10/27/09	26867	0	RUGNETTA, MARK	OUTSTANDING
392822	S	\$28.04	10/27/09	04172	0	UNITED PARCEL SERVICE	OUTSTANDING
392823	S	\$316.32	10/27/09	04354	0	VERTICAL ENDEAVORS, INC	OUTSTANDING
392824	S	\$60.00	10/27/09	26355	0	WAY, DONITA	OUTSTANDING
392825	S	\$336.95	10/27/09	01279	1	WELLS FARGO BUSINESS CREDIT	OUTSTANDING
392826	S	\$180.00	10/27/09	25837	0	WILLIAMS, REBECCA	OUTSTANDING
392827	S	\$600.00	10/27/09	00016	1803	LISA RIDER	OUTSTANDING
392828	S	\$450.00	10/27/09	00016	1804	GENE ROCZNIAK	OUTSTANDING
392829	S	\$43147.35	10/28/09	20099	0	RELIASTAR LIFE INSURANCE COMPANY	OUTSTANDING
392830	S	\$315.47	11/01/09	01037	3	ABILITATIONS	OUTSTANDING
392831	S	\$15.07	11/01/09	03563	1	ABILITATIONS	OUTSTANDING
392832	S	\$120.00	11/01/09	01118	0	ABLENET, INC.	OUTSTANDING
392833	S	\$36.90	11/01/09	23228	0	ACP DIRECT	OUTSTANDING
392834	S	\$720.00	11/01/09	00200	1	ADLER'S SPORTING GOODS	OUTSTANDING
392835	S	\$565.15	11/01/09	26079	0	AIR CLIMATE SYSTEMS	OUTSTANDING
392836	S	\$859.17	11/01/09	02311	1	ALL AMERICAN SPORTS CORP.	OUTSTANDING
392837	S	\$852.80	11/01/09	22755	0	ALTARE SIGNS	OUTSTANDING
392838	S	\$26.00	11/01/09	07375	1	AMERICAN LIBRARY ASSOCIATION	OUTSTANDING
392839	S	\$294.88	11/01/09	00551	1	APPERSON	OUTSTANDING
392840	S	\$5215.60	11/01/09	00106	0	AQUA ENGINEERING, INC.	OUTSTANDING
392841	S	\$573.39	11/01/09	03178	1	AQUA LOGIC, INC.	OUTSTANDING
392842	S	\$59.27	11/01/09	26755	0	ARAMARK UNIFORM SERVICES	OUTSTANDING
392843			11/01/09	26755	0	UNISSUED	UNISSUED
392844	S	\$502.27	11/01/09	03205	0	ASTLEFORD EQUIPMENT CO, INC.	OUTSTANDING
392845	S	\$731.83	11/01/09	00386	1	BARNES & NOBLE INC	OUTSTANDING
392846	S	\$185.95	11/01/09	03931	0	BERRY COFFEE COMPANY	OUTSTANDING
392847	S	\$2841.96	11/01/09	00477	0	BIX PRODUCE COMPANY	OUTSTANDING
392848			11/01/09	00477	0	UNISSUED	UNISSUED
392849			11/01/09	00477	0	UNISSUED	UNISSUED
392850	S	\$339.25	11/01/09	00172	1	BLICK ART MATERIALS	OUTSTANDING

CHECK #	TYPE	CHECK AMT	CHECK DATE	VENDOR #	ADDRS #	VENDOR NAME	CHECK STATUS
392851	S	\$125.00	11/01/09	00673	0	BURNSVILLE, CITY OF	OUTSTANDING
392852	S	\$1886.40	11/01/09	06201	0	C.L. BENSEN CO., INC.	OUTSTANDING
392853	S	\$7.49	11/01/09	00582	1	CHILDCRAFT	OUTSTANDING
392854	S	\$107.50	11/01/09	00502	0	CORNERSTONE COPY CENTER	OUTSTANDING
392855	S	\$594.60	11/01/09	00647	0	CROWN RENTAL, INC.	OUTSTANDING
392856	S	\$265.00	11/01/09	24563	0	CRYSTAL BROOK DIRECT	OUTSTANDING
392857	S	\$105.77	11/01/09	00645	0	CUB FOODS	OUTSTANDING
392858	S	\$668.00	11/01/09	22013	0	CUSTOM WATER WORKS	OUTSTANDING
392859	S	\$1307.49	11/01/09	00389	0	DAVANNIS PIZZA	OUTSTANDING
392860	S	\$230.55	11/01/09	00576	1	DELTA	OUTSTANDING
392861	S	\$26.10	11/01/09	00837	1	DEMCO, INC.	OUTSTANDING
392862	S	\$45.94	11/01/09	09859	1	DISCOUNT SCHOOL SUPPLY	OUTSTANDING
392863	S	\$220.70	11/01/09	00605	0	DOYLE SECURITY PRODUCTS	OUTSTANDING
392864	S	\$100.00	11/01/09	01002	0	EAGAN, CITY OF	OUTSTANDING
392865	S	\$5924.79	11/01/09	02333	1	EARTHGRAINS CO.	OUTSTANDING
392866	S	\$213.16	11/01/09	08846	1	ECOLAB EQUIPMENT CARE	OUTSTANDING
392867	S	\$989.61	11/01/09	01078	0	ELECTRO WATCHMAN, INC.	OUTSTANDING
392868	S	\$176.00	11/01/09	23953	0	ELECTRONIC COMMUNICATION SYSTEMS, INC.	OUTSTANDING
392869	S	\$27.00	11/01/09	06038	0	ELLISON EDUCATIONAL EQUIPMENT, INC.	OUTSTANDING
392870	S	\$193.00	11/01/09	23645	0	ESTR PUBLICATIONS	OUTSTANDING
392871	S	\$632.24	11/01/09	23054	1	FASTENAL	OUTSTANDING
392872			11/01/09	23054	0	UNISSUED	UNISSUED
392873	S	\$13128.56	11/01/09	08698	1	FERGUSON ENTERPRISES # 1657	OUTSTANDING
392874			11/01/09	08698	0	UNISSUED	UNISSUED
392875			11/01/09	08698	0	UNISSUED	UNISSUED
392876			11/01/09	08698	0	UNISSUED	UNISSUED
392877			11/01/09	08698	0	UNISSUED	UNISSUED
392878			11/01/09	08698	0	UNISSUED	UNISSUED
392879	S	\$192630.53	11/01/09	03328	0	FIRST STUDENT, INC.	OUTSTANDING
392880			11/01/09	03328	0	UNISSUED	UNISSUED
392881			11/01/09	03328	0	UNISSUED	UNISSUED
392882			11/01/09	03328	0	UNISSUED	UNISSUED
392883			11/01/09	03328	0	UNISSUED	UNISSUED
392884			11/01/09	03328	0	UNISSUED	UNISSUED
392885			11/01/09	03328	0	UNISSUED	UNISSUED
392886			11/01/09	03328	0	UNISSUED	UNISSUED
392887			11/01/09	03328	0	UNISSUED	UNISSUED
392888			11/01/09	03328	0	UNISSUED	UNISSUED
392889			11/01/09	03328	0	UNISSUED	UNISSUED
392890			11/01/09	03328	0	UNISSUED	UNISSUED
392891			11/01/09	03328	0	UNISSUED	UNISSUED
392892			11/01/09	03328	0	UNISSUED	UNISSUED
392893	S	\$148.39	11/01/09	01231	0	FLINN SCIENTIFIC, INC.	OUTSTANDING
392894	S	\$914.59	11/01/09	04527	1	FOLLETT EDUCATIONAL SERVICES	OUTSTANDING
392895	S	\$195.27	11/01/09	04145	0	FREE SPIRIT PUBLISHING, INC.	OUTSTANDING
392896	S	\$84.67	11/01/09	01205	1	FREY	OUTSTANDING
392897	S	\$2045.07	11/01/09	01457	1	GOODIN COMPANY	OUTSTANDING
392898	S	\$484.12	11/01/09	01458	1	GOPHER	OUTSTANDING
392899	S	\$6095.08	11/01/09	04387	1	GRAINGER	OUTSTANDING
392900			11/01/09	04387	0	UNISSUED	UNISSUED
392901	S	\$1248.98	11/01/09	01478	1	GRAYBAR ELECTRIC COMPANY, INC.	OUTSTANDING
392902	S	\$458.91	11/01/09	03299	0	GREG LARSON SPORTS, INC.	OUTSTANDING

CHECK #	TYPE	CHECK AMT	CHECK DATE	VENDOR #	ADDRS #	VENDOR NAME	CHECK STATUS
392903	S	\$241.50	11/01/09	01762	0	HAAN CRAFTS, LLC	OUTSTANDING
392904	S	\$349.57	11/01/09	01741	2	HARMON FULL SERVICE GROUP	OUTSTANDING
392905	S	\$19732.23	11/01/09	24130	0	HASTINGS CO-OP CREAMERY	OUTSTANDING
392906	S	\$336.99	11/01/09	04561	1	HERFF JONES, INC.	OUTSTANDING
392907	S	\$15660.00	11/01/09	21184	1	HEWLETT-PACKARD COMPANY	OUTSTANDING
392908	S	\$168.84	11/01/09	01729	4	HIGHSMITH	OUTSTANDING
392909	S	\$2578.53	11/01/09	09318	1	HILLYARD INC - MINNEAPOLIS	OUTSTANDING
392910			11/01/09	09318	0	UNISSUED	UNISSUED
392911	S	\$281.50	11/01/09	04818	0	HORIZON COMMERCIAL POOL SUPPLY	OUTSTANDING
392912	S	\$1366.00	11/01/09	26787	0	HP EXPRESS SERVICES	OUTSTANDING
392913	S	\$370.00	11/01/09	01286	3	IN TUNE PARTNERS	OUTSTANDING
392914	S	\$165.97	11/01/09	24274	1	INNOVATIVE OFFICE SOLUTIONS	OUTSTANDING
392915	S	\$342.00	11/01/09	25425	0	INTA JUICE	OUTSTANDING
392916	S	\$1650.00	11/01/09	01576	0	JAYTECH, INC.	OUTSTANDING
392917	S	\$25.00	11/01/09	01134	0	JIM COOPERS TIRE & AUTO STORES	OUTSTANDING
392918	S	\$52.62	11/01/09	07486	1	JOHNSTONE SUPPLY	OUTSTANDING
392919	S	\$657.50	11/01/09	01434	0	KULLY SUPPLY, INC.	OUTSTANDING
392920	S	\$5.14	11/01/09	01729	5	LAB SAFETY SUPPLY, INC.	OUTSTANDING
392921	S	\$287.50	11/01/09	26821	0	LARUE COFFEE	OUTSTANDING
392922	S	\$178.50	11/01/09	07319	0	LIGHTING PLASTICS OF MN, INC.	OUTSTANDING
392923	S	\$1441.30	11/01/09	05077	0	LOCKSAFE, INC.	OUTSTANDING
392924	S	\$4658.47	11/01/09	02196	0	MACKIN BOOK COMPANY	OUTSTANDING
392925	S	\$382.87	11/01/09	05756	0	MASTER ELECTRIC CO., INC.	OUTSTANDING
392926	S	\$8319.53	11/01/09	07131	1	MCGRAW-HILL	OUTSTANDING
392927	S	\$29.83	11/01/09	06563	1	MCGRAW-HILL COMPANIES	OUTSTANDING
392928	S	\$78.87	11/01/09	02999	1	MCM ELECTRONICS	OUTSTANDING
392929	S	\$920.00	11/01/09	08315	0	MEADOW GREEN LAWN & LANDSCAPE	OUTSTANDING
392930	S	\$92.76	11/01/09	04333	1	MEDCO COMPANY	OUTSTANDING
392931	S	\$399.58	11/01/09	02395	0	MENARDS	OUTSTANDING
392932			11/01/09	02395	0	UNISSUED	UNISSUED
392933	S	\$356.25	11/01/09	22385	0	METRO TRANSIT	OUTSTANDING
392934	S	\$172.00	11/01/09	20044	0	MIDWEST AUDIO VISUAL, INC.	OUTSTANDING
392935	S	\$1500.00	11/01/09	02491	0	MIDWEST BAND INSTRUMENT SERV.	OUTSTANDING
392936	S	\$2474.84	11/01/09	08999	1	MINNESOTA ELEVATOR INC	OUTSTANDING
392937	S	\$60.92	11/01/09	04961	0	MINVALCO, INC.	OUTSTANDING
392938	S	\$270.18	11/01/09	02526	0	MN CLAY USA	OUTSTANDING
392939	S	\$147.50	11/01/09	01596	13	MN DEPT OF EDUCATION	OUTSTANDING
392940	S	\$209.35	11/01/09	03519	0	NAPA, SAVAGE PARTS SERVICE	OUTSTANDING
392941	S	\$52.02	11/01/09	02704	0	NASCO	OUTSTANDING
392942	S	\$489.91	11/01/09	02704	1	NASCO	OUTSTANDING
392943	S	\$597.78	11/01/09	03858	3	NATIONAL GEOGRAPHIC SCHOOL PUBLISHING	OUTSTANDING
392944	S	\$1504.15	11/01/09	25372	4	NCS PEARSON INC	OUTSTANDING
392945	S	\$386.53	11/01/09	25271	0	NDR CABLES AND NETWORKS, INC.	OUTSTANDING
392946	S	\$1250.64	11/01/09	02858	3	NEFF MOTIVATION, INC.	OUTSTANDING
392947	S	\$127.38	11/01/09	01197	1	NEXT DAY GOURMET	OUTSTANDING
392948	S	\$210.40	11/01/09	26799	0	NICKLASSON ATHLETIC COMPANY INC	OUTSTANDING
392949	S	\$1417.37	11/01/09	02765	0	NORCOSTCO, INC.	OUTSTANDING
392950	S	\$6929.91	11/01/09	02489	1	OFFICE DEPOT COMPANY	OUTSTANDING
392951			11/01/09	02489	0	UNISSUED	UNISSUED
392952			11/01/09	02489	0	UNISSUED	UNISSUED
392953			11/01/09	02489	0	UNISSUED	UNISSUED
392954			11/01/09	02489	0	UNISSUED	UNISSUED

CHECK #	TYPE	CHECK AMT	CHECK DATE	VENDOR #	ADDRS #	VENDOR NAME	CHECK STATUS
392955			11/01/09	02489	0	UNISSUED	UNISSUED
392956	S	\$390.83	11/01/09	02936	0	OPHOVEN'S SAW SERVICE	OUTSTANDING
392957	S	\$30.93	11/01/09	06011	2	ORIENTAL TRADING COMPANY	OUTSTANDING
392958	S	\$446.00	11/01/09	20591	0	PAINTERS GEAR, INC.	OUTSTANDING
392959	S	\$472.58	11/01/09	03123	0	PAPCO	OUTSTANDING
392960	S	\$835.49	11/01/09	00777	1	PARALLEL TECHNOLOGIES, INC.	OUTSTANDING
392961	S	\$116.00	11/01/09	03508	1	PARK NICOLLET CLINIC	OUTSTANDING
392962	S	\$91.94	11/01/09	09295	0	PCI EDUCATIONAL PUBLISHING	OUTSTANDING
392963	S	\$4429.83	11/01/09	03116	1	PEARSON EDUCATION	OUTSTANDING
392964	S	\$15767.71	11/01/09	03281	6	PEARSON EDUCATION	OUTSTANDING
392965	S	\$6147.00	11/01/09	26108	0	PJCOMN ACQUISITION CORPORATION	OUTSTANDING
392966	S	\$8.60	11/01/09	03101	0	PUMP & METER SERVICE, INC.	OUTSTANDING
392967	S	\$944.00	11/01/09	03409	0	R.M. COTTON COMPANY	OUTSTANDING
392968	S	\$886.98	11/01/09	05511	0	RED WING SHOE STORE	OUTSTANDING
392969	S	\$297.00	11/01/09	21851	0	RED WING SHOE STORE	OUTSTANDING
392970	S	\$389.00	11/01/09	26836	1	RELIANCE COMMUNICATIONS INC	OUTSTANDING
392971	S	\$1085.00	11/01/09	25729	0	RENT N' SAVE PORTABLE SERVICES	OUTSTANDING
392972	S	\$290.00	11/01/09	25651	0	RITE ENTERPRISES, INC.	OUTSTANDING
392973	S	\$549.52	11/01/09	03735	1	SAX ARTS & CRAFTS	OUTSTANDING
392974	S	\$750.76	11/01/09	03808	1	SCANTRON CORPORATION	OUTSTANDING
392975	S	\$281.59	11/01/09	02688	0	SCHOOLMASTERS SAFETY	OUTSTANDING
392976	S	\$682.35	11/01/09	00191	0	SCHUMACHER WHOLESALE MEATS, INC.	OUTSTANDING
392977	S	\$295.50	11/01/09	03608	2	SCIENCE KIT	OUTSTANDING
392978	S	\$97.66	11/01/09	25650	2	SCIENCE KIT	OUTSTANDING
392979	S	\$68.37	11/01/09	03745	2	SHERWIN-WILLIAMS	OUTSTANDING
392980	S	\$1340.35	11/01/09	03472	2	SHIFFLER EQUIPMENT SALES INC	OUTSTANDING
392981	S	\$418.50	11/01/09	26324	0	SKY VENTURES	OUTSTANDING
392982	S	\$6182.56	11/01/09	22907	1	SOLUTIONS4SURE.COM, INC.	OUTSTANDING
392983	S	\$6403.81	11/01/09	22020	0	SPHERION CORPORATION	OUTSTANDING
392984	S	\$246.48	11/01/09	24021	0	SPIRAL BINDING COMPANY, INC.	OUTSTANDING
392985	S	\$1643.93	11/01/09	03640	1	STAPLES ADVANTAGE	OUTSTANDING
392986	S	\$142.92	11/01/09	05995	1	STRATEGIC EQUIPMENT	OUTSTANDING
392987	S	\$421.74	11/01/09	03658	0	SUBSCRIPTION SERVICES OF AMERICA INC.	OUTSTANDING
392988	S	\$1405.20	11/01/09	23998	1	SUMMIT FOOD EQUIPMENT SERVICE, INC	OUTSTANDING
392989	S	\$1054.00	11/01/09	04664	0	SUMMIT PRINT COPY AND MAIL SERVICE	OUTSTANDING
392990	S	\$137.92	11/01/09	03703	0	SUPREME SCHOOL SUPPLY	OUTSTANDING
392991	S	\$1418.41	11/01/09	00826	1	TIERNEY BROTHERS, INC.	OUTSTANDING
392992	S	\$256.00	11/01/09	08203	0	TIES	OUTSTANDING
392993	S	\$1225.90	11/01/09	21184	4	TIES	OUTSTANDING
392994	S	\$1133.81	11/01/09	04939	1	TIGER DIRECT.COM	OUTSTANDING
392995	S	\$514.90	11/01/09	00497	1	TIME FOR KIDS	OUTSTANDING
392996	S	\$807.64	11/01/09	24601	0	TOTAL MECHANICAL SERVICES, INC.	OUTSTANDING
392997	S	\$3616.17	11/01/09	03802	0	TRIO SUPPLY	OUTSTANDING
392998			11/01/09	03802	0	UNISSUED	UNISSUED
392999	S	\$3739.95	11/01/09	26835	1	TRIUMPH LEARNING LLC	OUTSTANDING
393000	S	\$1555.55	11/01/09	26761	0	TUXEDO WHOLESALE	OUTSTANDING
393001	S	\$211.75	11/01/09	04417	0	US FOODSERVICE	OUTSTANDING
393002	S	\$57013.28	11/01/09	04417	1	US FOODSERVICE	OUTSTANDING
393003			11/01/09	04417	0	UNISSUED	UNISSUED
393004			11/01/09	04417	0	UNISSUED	UNISSUED
393005			11/01/09	04417	0	UNISSUED	UNISSUED
393006			11/01/09	04417	0	UNISSUED	UNISSUED

32

CHECK #	TYPE	CHECK AMT	CHECK DATE	VENDOR #	ADDRS #	VENDOR NAME	CHECK STATUS
393007			11/01/09	04417	0	UNISSUED	UNISSUED
393008	S	\$113.27	11/01/09	03345	1	VALLEY NATIONAL GASES	OUTSTANDING
393009	S	\$51692.44	11/01/09	04204	2	VIRCO INC	OUTSTANDING
393010	S	\$446.80	11/01/09	00974	0	WEEKLY READER CORPORATION	OUTSTANDING
393011	S	\$338.69	11/01/09	07032	1	WILLIAM H. SADLIER, INC.	OUTSTANDING
393012	S	\$8737.50	11/01/09	25154	0	WORKS COMPUTING	OUTSTANDING
393013	S	\$368.00	11/01/09	04451	1	XEROX CORPORATION	OUTSTANDING
393014	S	\$780.00	11/01/09	04566	0	ZIEGLER INC.	OUTSTANDING
393015	S	\$4168.67	11/02/09	26241	0	M&E REALTY COMPANY	OUTSTANDING
393016	S	\$8541.67	11/02/09	09588	1	SAVAGE, CITY OF	OUTSTANDING
393017	S	\$85.00	10/30/09	26769	0	ACHIEVEMENT RESOURCES NETWORK	OUTSTANDING
393018	S	\$170.00	10/30/09	26769	0	ACHIEVEMENT RESOURCES NETWORK	OUTSTANDING
393019	S	\$92.87	10/30/09	06215	0	AIRPORT & TOWN TAXI	OUTSTANDING
393020	S	\$225.00	10/30/09	23909	0	ALEMENY-JONES, AUREA	OUTSTANDING
393021	S	\$3870.89	10/30/09	26795	1	ALLIED PROFESSIONALS, INC.	OUTSTANDING
393022	S	\$149.00	10/30/09	00128	2	ARCTC- AMERICAN RED CROSS	OUTSTANDING
393023	S	\$520.00	10/30/09	26374	0	ARTISAN CREATIVE	OUTSTANDING
393024	S	\$697.95	10/30/09	04895	0	ASSOCIATION OF CLERICAL EMPLOYEES	OUTSTANDING
393025	S	\$60.00	10/30/09	26876	0	BARDAL, BURT	OUTSTANDING
393026	S	\$750.00	10/30/09	26877	0	BAUER, SCOTT	OUTSTANDING
393027	S	\$570.78	10/30/09	E9748	0	BLAIR, FRANCES M.	OUTSTANDING
393028	S	\$385.56	10/30/09	26872	1	BUILDERS CARPET, INC.	OUTSTANDING
393029	S	\$2330.00	10/30/09	09991	0	BURNSVILLE ASSOCIATION OF EDUCATIONAL ASSTS	OUTSTANDING
393030	S	\$3827.21	10/30/09	00246	1	CHRESTOMATHY, INC.	OUTSTANDING
393031	S	\$478.64	10/30/09	03681	2	CINTAS WHOLESALE FIRST AID LLC	OUTSTANDING
393032	S	\$400.00	10/30/09	16560	0	CLEGG, RANDALL	OUTSTANDING
393033	S	\$300.00	10/30/09	20674	3	CMGC, INC.	OUTSTANDING
393034	S	\$240.00	10/30/09	25919	0	CORDOVA-MORALES, LETICIA	OUTSTANDING
393035	S	\$400.00	10/30/09	20291	1	COUNCIL OF ADMINISTRATORS OF SPECIAL EDUCATN.	OUTSTANDING
393036	S	\$1538.77	10/30/09	00647	0	CROWN RENTAL, INC.	OUTSTANDING
393037	S	\$2611.50	10/30/09	E9249	0	DARSOW, DELONNA J	OUTSTANDING
393038	S	\$360.00	10/30/09	26354	0	DAVILA, ADYS M.	OUTSTANDING
393039	S	\$302.00	10/30/09	26702	0	DELTA MANAGEMENT ASSOCIATES, INC.	OUTSTANDING
393040	S	\$180.00	10/30/09	20524	0	DEWALD, RINA C.	OUTSTANDING
393041	S	\$732.00	10/30/09	26873	0	DIFFERENTIATED COACHING ASSOC. LLC	OUTSTANDING
393042	S	\$58.17	10/30/09	E2117	0	DORNFELD, DANIEL J	OUTSTANDING
393043	S	\$100.00	10/30/09	07473	0	DRISCOLL, MIKE	OUTSTANDING
393044	S	\$229.00	10/30/09	26331	0	EDUCATION TO GO	OUTSTANDING
393045	S	\$28.67	10/30/09	16917	0	FIGG, SEAN	OUTSTANDING
393046	S	\$350.00	10/30/09	02806	0	FLAVORS FROM THE HOME, INC	OUTSTANDING
393047	S	\$30.00	10/30/09	24030	0	FRANSSELL, DEAN	OUTSTANDING
393048	S	\$1596.40	10/30/09	08526	1	GOODWILL/EASTER SEALS	OUTSTANDING
393049	S	\$721.52	10/30/09	07390	0	GREATER TWIN CITIES UNITED WAY	OUTSTANDING
393050	S	\$303.80	10/30/09	21252	0	HARMER, MARY	OUTSTANDING
393051	S	\$29.97	10/30/09	12906	0	HARRIS, KIMBERLY	OUTSTANDING
393052	S	\$60.00	10/30/09	26803	0	HASSAN, RAHMA	OUTSTANDING
393053	S	\$122.50	10/30/09	26875	0	HERSKIND, DENNISE M.	OUTSTANDING
393054	S	\$6.32	10/30/09	14594	0	HEWETT, THOMAS J.	OUTSTANDING
393055	S	\$1394.00	10/30/09	09224	1	IND. SCHOOL DIST. 622	OUTSTANDING
393056	S	\$239.13	10/30/09	02483	0	INTEGRA TELECOM	OUTSTANDING
393057	S	\$10.00	10/30/09	09327	1	INTERMEDIATE SCHOOL DIST. 917-GRC	OUTSTANDING
393058	S	\$295.00	10/30/09	21854	0	JESKE, REBECCA	OUTSTANDING

33

CHECK #	TYPE	CHECK AMT	CHECK DATE	VENDOR #	ADDRS #	VENDOR NAME	CHECK STATUS
393059	S	\$455.00	10/30/09	26743	0	KID CREATE STUDIO	OUTSTANDING
393060	S	\$225.00	10/30/09	23777	0	LANGE, LINDA	OUTSTANDING
393061	S	\$80.00	10/30/09	26282	0	LEE, WAI YEE	OUTSTANDING
393062	S	\$273.00	10/30/09	24560	0	LYNCH CAMPS, INC.	OUTSTANDING
393063	S	\$150.00	10/30/09	09951	0	MATH MASTERS OF MN	OUTSTANDING
393064	S	\$378.00	10/30/09	25512	0	MAYER ARTS, INC.	OUTSTANDING
393065	S	\$33.18	10/30/09	14130	0	MCCROSKEY, SHARI	OUTSTANDING
393066	S	\$20588.60	10/30/09	08315	0	MEADOW GREEN LAWN & LANDSCAPE	OUTSTANDING
393067	S	\$280.00	10/30/09	25868	0	METZ, REBECCA	OUTSTANDING
393068	S	\$72.03	10/30/09	11073	0	MEYER, CHAD	OUTSTANDING
393069	S	\$95.00	10/30/09	26384	0	MIDWEST ROD AND REEL, INC	OUTSTANDING
393070	S	\$234.00	10/30/09	08338	0	MN ASSOC OF SECONDARY SCHOOL PRINCIPALS	OUTSTANDING
393071	S	\$255.00	10/30/09	03870	0	MN LANDSCAPE ARBORETUM	OUTSTANDING
393072	S	\$208.00	10/30/09	08769	0	MN NCPERS GROUP LIFE INS.	OUTSTANDING
393073	S	\$1200.00	10/30/09	24659	0	MN SWORDPLAY	OUTSTANDING
393074	S	\$300.00	10/30/09	26480	0	MULTI-LANGUAGE LINK INC.	OUTSTANDING
393075	S	\$35.00	10/30/09	22324	0	MULTILINGUAL WORD, INC.	OUTSTANDING
393076	S	\$120.00	10/30/09	24243	0	MUNOZ, MARIBEL	OUTSTANDING
393077	S	\$27.83	10/30/09	E7295	0	OTREMBA, KAREN	OUTSTANDING
393078	S	\$25.15	10/30/09	11417	0	PAUL, PATTI M	OUTSTANDING
393079	S	\$70.00	10/30/09	00016	1805	PELACH, LISA MARIE	OUTSTANDING
393080	S	\$360.00	10/30/09	26842	0	PERALTA, GERMAN	OUTSTANDING
393081	S	\$105.00	10/30/09	24879	0	PEREZ, MELISSA M.	OUTSTANDING
393082	S	\$39.00	10/30/09	24681	0	PROFESSIONAL WIRELESS COMMUNICATIONS	OUTSTANDING
393083	S	\$120.00	10/30/09	22793	0	RABINOWICZ, JACK	OUTSTANDING
393084	S	\$318.00	10/30/09	26388	0	RAUSCH, STURM, ISRAEL & HORNIK	OUTSTANDING
393085	S	\$4823.00	10/30/09	25766	0	REGION 3AA	OUTSTANDING
393086	S	\$66.35	10/30/09	25651	0	RITE ENTERPRISES, INC.	OUTSTANDING
393087	S	\$945.00	10/30/09	26796	0	SAFEWAY DRIVING SCHOOL	OUTSTANDING
393088	S	\$2183.75	10/30/09	20491	0	SAVAGE, DAWN	OUTSTANDING
393089	S	\$560.00	10/30/09	06265	1	SCHOOL NURSE ORGANIZATION OF MN	OUTSTANDING
393090	S	\$7575.75	10/30/09	07382	0	SCHOOL SERVICES EMPLOYEES LOCAL 284	OUTSTANDING
393091	S	\$750.00	10/30/09	25227	0	SHAW, STACY	OUTSTANDING
393092	S	\$318.00	10/30/09	26880	0	SOLUTIONS AND STRENGTHS, LLC	OUTSTANDING
393093	S	\$160.00	10/30/09	09754	0	SOUTH CENTRAL TECHNICAL COLLEGE	OUTSTANDING
393094	S	\$285.00	10/30/09	25672	0	SPECIAL DELIVERY OF MINNESOTA, INC	OUTSTANDING
393095	S	\$1320.00	10/30/09	20876	0	SPEECH ON THE GO, LLC	OUTSTANDING
393096	S	\$170.20	10/30/09	09180	0	STAR TRIBUNE MEDIA COMPANY LLC	OUTSTANDING
393097	S	\$237.48	10/30/09	12944	0	STRAND, NATHAN R	OUTSTANDING
393098	S	\$168.00	10/30/09	26874	0	SWAGGER, CHE	OUTSTANDING
393099	S	\$150.00	10/30/09	25781	0	TAPIA, FRANCIS	OUTSTANDING
393100	S	\$191.92	10/30/09	21785	0	TONY'S APPLIANCE, INC.	OUTSTANDING
393101	S	\$60.00	10/30/09	24968	0	TRANG, KRISTINE	OUTSTANDING
393102	S	\$149.93	10/30/09	11822	0	TUSHIE-LESSARD, PATRICIA	OUTSTANDING
393103	S	\$163.46	10/30/09	E7415	0	UMHOEFER, THOMAS C	OUTSTANDING
393104	S	\$109.36	10/30/09	23463	7	UNITED STATES TREASURY	OUTSTANDING
393105	S	\$126.00	10/30/09	02813	3	US DEPARTMENT OF EDUCATION	OUTSTANDING
393106	S	\$1116.28	10/30/09	04417	1	US FOODSERVICE	OUTSTANDING
393107	S	\$260.35	10/30/09	24743	0	WALBRAN, SHARON	OUTSTANDING
393108	S	\$30.00	10/30/09	25560	0	WARSAME, KADRA	OUTSTANDING
393109	S	\$2670.00	10/30/09	24793	0	WATCH ME DRAW! LLC	OUTSTANDING
393110	S	\$282.00	10/30/09	26767	0	WI SCTF	OUTSTANDING

CHECK #	TYPE	CHECK AMT	CHECK DATE	VENDOR #	ADDRS #	VENDOR NAME	CHECK STATUS
393111	S	\$60.00	10/30/09	25837	0	WILLIAMS, REBECCA	OUTSTANDING
393112	S	\$91.40	10/30/09	10057	0	WILSON, GRACE	OUTSTANDING
393113	S	\$2401.37	10/30/09	02776	0	XCEL ENERGY	OUTSTANDING
393114	S	\$19481.52	10/30/09	04451	9	XEROX CORPORATION	OUTSTANDING
393115	S	\$1949.39	10/30/09	26238	0	YOCUM OIL COMPANY	OUTSTANDING
393116	S	\$150.00	10/30/09	26554	0	GANADO, CESAR	OUTSTANDING
393117	S	\$868.00	10/30/09	26879	0	KENZIE, BILL	OUTSTANDING
393118	S	\$1100.00	11/03/09	25394	0	ALBERS FARM AND FOREST	OUTSTANDING
393119	S	\$799.00	11/03/09	00216	1	ALPHA VIDEO & AUDIO, INC.	OUTSTANDING
393120	S	\$189.00	11/03/09	25918	0	ANDERSON, ROBERT	OUTSTANDING
393121	S	\$151.00	11/03/09	00128	2	ARCTC- AMERICAN RED CROSS	OUTSTANDING
393122	S	\$4720.00	11/03/09	26245	0	AUDIO LOGIC PRO SOUND, LLC	OUTSTANDING
393123	S	\$240.00	11/03/09	00009	2	AVAIRE BOOSTER CLUB	OUTSTANDING
393124	S	\$42.21	11/03/09	00016	1690	BALLARD, EILEEN	OUTSTANDING
393125	S	\$24.20	11/03/09	E4467	0	BARLAGE, SUSAN M	OUTSTANDING
393126	S	\$50.00	11/03/09	12749	0	BETTIN, MARY L	OUTSTANDING
393127	S	\$47.00	11/03/09	25338	0	BOUGIE, PATRICK	OUTSTANDING
393128	S	\$465.00	11/03/09	06939	0	BUREAU OF CRIMINAL APPREHENSION	OUTSTANDING
393129	S	\$174.05	11/03/09	02519	0	CENTERPOINT ENERGY	OUTSTANDING
393130	S	\$69.30	11/03/09	15074	0	CHAMERLIK, KAREN	OUTSTANDING
393131	S	\$273.57	11/03/09	25513	1	CHURCH OFFSET PRINTING, INC.	OUTSTANDING
393132	S	\$62065.90	11/03/09	26764	0	CLAIRE GIVENS VIOLINS, INC.	OUTSTANDING
393133	S	\$7177.30	11/03/09	00502	0	CORNERSTONE COPY CENTER	OUTSTANDING
393134	S	\$24.81	11/03/09	15885	0	CROSBIE, CINDY	OUTSTANDING
393135	S	\$126.00	11/03/09	23540	0	CRUNSTEDT, BOB	OUTSTANDING
393136	S	\$381.14	11/03/09	26634	0	CULPEPPER, TIM	OUTSTANDING
393137	S	\$8690.00	11/03/09	04310	1	DELOITTE CONSULTING LLP	OUTSTANDING
393138	S	\$616.42	11/03/09	07416	1	DEPARTMENT OF HUMAN SERVICES	OUTSTANDING
393139	S	\$84.55	11/03/09	02333	1	EARTHGRAINS CO.	OUTSTANDING
393140	S	\$40.91	11/03/09	03981	0	ECKROTH MUSIC	OUTSTANDING
393141	S	\$3867.28	11/03/09	25882	0	ENTERTAINMENT PUBLICATIONS, INC.	OUTSTANDING
393142	S	\$100.00	11/03/09	04416	0	FAIRVIEW	OUTSTANDING
393143	S	\$30.00	11/03/09	26430	0	FIRST-SHRED LLC	OUTSTANDING
393144	S	\$300.00	11/03/09	25866	0	FLORES, ROSA	OUTSTANDING
393145	S	\$300.00	11/03/09	23318	0	GEHRKE, LYNN	OUTSTANDING
393146	S	\$107.20	11/03/09	E4110	0	GOETZ, DEBORAH E	OUTSTANDING
393147	S	\$640.00	11/03/09	23312	0	GORNY, MICHELE	OUTSTANDING
393148	S	\$50.00	11/03/09	23447	0	GRSDALEN, NEAL	OUTSTANDING
393149	S	\$270.38	11/03/09	E3560	0	GRISSOM, SUSAN J.	OUTSTANDING
393150	S	\$958.50	11/03/09	03539	1	H & A ADMINISTRATORS	OUTSTANDING
393151	S	\$581.44	11/03/09	E8737	0	HAMMES, TIMOTHY	OUTSTANDING
393152	S	\$112.60	11/03/09	E6169	0	HILGERS, CAROL D	OUTSTANDING
393153	S	\$334.00	11/03/09	04763	0	HIRSCH, JAMES A.	OUTSTANDING
393154	S	\$120.00	11/03/09	00467	0	HOOVER, CLINTON J.	OUTSTANDING
393155	S	\$324.76	11/03/09	01758	0	HOPE HEALTH/IHAC	OUTSTANDING
393156	S	\$555.39	11/03/09	13202	0	HRIMNAK, SANDI J	OUTSTANDING
393157	S	\$1113.88	11/03/09	26766	1	IDENTIFICATION PRODUCTS MFG. CO.	OUTSTANDING
393158	S	\$15977.22	11/03/09	09327	0	INTERMEDIATE SCHOOL DISTRICT 917	OUTSTANDING
393159	S	\$108.89	11/03/09	03003	2	J.W. PEPPER & SON INC.	OUTSTANDING
393160	S	\$150.00	11/03/09	20523	0	JONES, SCOTT	OUTSTANDING
393161	S	\$608.00	11/03/09	24567	0	KIRBY A. KENNEDY & ASSOCIATES	OUTSTANDING
393162	S	\$105.00	11/03/09	13422	0	KRZEWKI, CATHERINE D	OUTSTANDING

35

CHECK #	TYPE	CHECK AMT	CHECK DATE	VENDOR #	ADDRS #	VENDOR NAME	CHECK STATUS
393163	S	\$75.00	11/03/09	10637	0	KUGLER, JULIE	OUTSTANDING
393164	S	\$330.00	11/03/09	00000	290	LAWRENCE, JAMIE	OUTSTANDING
393165	S	\$202.00	11/03/09	24253	0	LOFFLER COMPANIES, INC.	OUTSTANDING
393166	S	\$30.00	11/03/09	00016	1807	LOUANGKHOT, MR. OR MRS.	OUTSTANDING
393167	S	\$63.00	11/03/09	08647	0	MARSHALL, JAMES	OUTSTANDING
393168	S	\$150.00	11/03/09	02634	5	MASBO	OUTSTANDING
393169	S	\$219.00	11/03/09	09181	1	MASE	OUTSTANDING
393170	S	\$214.65	11/03/09	20328	0	MATERIALS PROCESSING CORPORATION	OUTSTANDING
393171	S	\$350.00	11/03/09	02538	0	MESPA	OUTSTANDING
393172	S	\$50.00	11/03/09	08865	13	METRO ECSU	OUTSTANDING
393173	S	\$115.00	11/03/09	02491	0	MIDWEST BAND INSTRUMENT SERV.	OUTSTANDING
393174	S	\$183.50	11/03/09	08543	9	MN DEPT OF HEALTH	OUTSTANDING
393175	S	\$434.00	11/03/09	26466	0	MN HIGHWAY SAFETY & RESEARCH CENTER	OUTSTANDING
393176	S	\$510.00	11/03/09	08858	1	MN ORCHESTRA	OUTSTANDING
393177	S	\$184.00	11/03/09	20587	0	MN TIMBERWOLVES/LYNX LIMITED PARTNERSHIP	OUTSTANDING
393178	S	\$12444.12	11/03/09	07448	0	MN VALLEY ELECTRIC COOPERATIVE	OUTSTANDING
393179	S	\$393.12	11/03/09	24717	0	NAMES, NUMBERS & MORE, INC	OUTSTANDING
393180	S	\$125.00	11/03/09	03730	0	NELSON, DON	OUTSTANDING
393181	S	\$1505.56	11/03/09	26727	0	NORGON, LORETTA A.	OUTSTANDING
393182	S	\$108.00	11/03/09	21664	0	NUTRITIONAL WEIGHT & WELLNESS	OUTSTANDING
393183	S	\$100.00	11/03/09	26543	0	OELTJENBRUNS, JOAN	OUTSTANDING
393184	S	\$118.92	11/03/09	02489	1	OFFICE DEPOT COMPANY	OUTSTANDING
393185	S	\$278.40	11/03/09	16624	0	PERRY, JESSICA	OUTSTANDING
393186	S	\$122.50	11/03/09	26529	0	PLAIN, SUSAN	OUTSTANDING
393187	S	\$233.30	11/03/09	E7763	0	RISTEAU, JOE	OUTSTANDING
393188	S	\$454.15	11/03/09	26583	0	RYAN ELECTRIC, INC.	OUTSTANDING
393189	S	\$70.00	11/03/09	00016	1806	SANDBERG, MR & MRS	OUTSTANDING
393190	S	\$7528.78	11/03/09	09588	0	SAVAGE, CITY OF	OUTSTANDING
393191	S	\$232.50	11/03/09	20491	0	SAVAGE, DAWN	OUTSTANDING
393192	S	\$555.00	11/03/09	03609	0	SCIENCE MUSEUM OF MINN.	OUTSTANDING
393193	S	\$300.00	11/03/09	25227	0	SHAW, STACY	OUTSTANDING
393194	S	\$424.45	11/03/09	20185	0	SHIRTY SOMETHING	OUTSTANDING
393195	S	\$199.00	11/03/09	03549	0	STAFF DEVELOPMENT RESOURCES, INC	OUTSTANDING
393196	S	\$63.71	11/03/09	16046	0	STRAHOTA, SARA	OUTSTANDING
393197	S	\$158.61	11/03/09	21190	0	TROUSIL, WANDA	OUTSTANDING
393198	S	\$2500.00	11/03/09	04153	0	U.S. POSTMASTER	OUTSTANDING
393199	S	\$200.68	11/03/09	04172	0	UNITED PARCEL SERVICE	OUTSTANDING
393200	S	\$17980.00	11/03/09	08595	0	UNIVERSITY OF MINNESOTA-TUITION	OUTSTANDING
393201	S	\$10078.42	11/03/09	20007	0	WASTE MANAGEMENT	OUTSTANDING
393202	S	\$185.00	11/03/09	09814	1	WAYZATA HIGH SCHOOL	OUTSTANDING
393203	S	\$27.39	11/03/09	16914	0	WEIR ALDAHL, ALBERTA	OUTSTANDING
393204	S	\$76724.96	11/03/09	23715	0	WELLS FARGO BANK - REMITTANCE CENTER	OUTSTANDING
393205	S	\$134.53	11/03/09	16543	0	WILLIAMS, ROXANNE	OUTSTANDING
393206	S	\$194.70	11/03/09	15911	0	WILLSON, DAWN	OUTSTANDING
393207	S	\$581.62	11/03/09	16831	0	WRIGHT, KEVIN	OUTSTANDING
393208	S	\$360.51	11/03/09	04451	9	XEROX CORPORATION	OUTSTANDING
393209	S	\$3117.00	11/06/09	23408	0	ALLINGTON, RICHARD	OUTSTANDING
393210	S	\$162.89	11/06/09	E9746	0	ALBERTUS, CANDY J	OUTSTANDING
393211	S	\$23.38	11/06/09	E3558	0	ANDERSON, KATHY E	OUTSTANDING
393212	S	\$300.00	11/06/09	00047	0	ANDREWS, JEFF	OUTSTANDING
393213	S	\$197.00	11/06/09	00000	294	APPELQUIST, FAITH	OUTSTANDING
393214	S	\$120.00	11/06/09	23426	0	ARAGON, MIKE	OUTSTANDING

CHECK #	TYPE	CHECK AMT	CHECK DATE	VENDOR #	ADDRS #	VENDOR NAME	CHECK STATUS
393215	S	\$180.00	11/06/09	22108	0	AYAQUICA, SHERI	OUTSTANDING
393216	S	\$35.79	11/06/09	E7269	0	BARTH, TAMI RAE	OUTSTANDING
393217	S	\$700.00	11/06/09	26877	0	BAUER, SCOTT	OUTSTANDING
393218	S	\$200.00	11/06/09	07297	0	BAVARIAN MUSIK MEISTERS	OUTSTANDING
393219	S	\$105.13	11/06/09	16879	0	BERDINE, KEVIN	OUTSTANDING
393220	S	\$200.00	11/06/09	26885	0	BERGREN, BETH	OUTSTANDING
393221	S	\$5100.00	11/06/09	23996	1	BISHOP ENERGY ENGINEERING	OUTSTANDING
393222	S	\$60.00	11/06/09	26888	0	BODERER, RANDY	OUTSTANDING
393223	S	\$192.00	11/06/09	26484	0	BOEGEMAN, ANNA	OUTSTANDING
393224	S	\$64.79	11/06/09	16606	0	BRANYON, KRISTINE	OUTSTANDING
393225	S	\$6.99	11/06/09	14960	0	BRASPENICK, CHERIE	OUTSTANDING
393226	S	\$60.00	11/06/09	25337	0	BRENNAN, DAVID	OUTSTANDING
393227	S	\$27.28	11/06/09	14963	0	BROADY, JOANNE	OUTSTANDING
393228	S	\$19041.61	11/06/09	04226	0	BURNSVILLE, CITY OF	OUTSTANDING
393229			11/06/09	04226	0	UNISSUED	UNISSUED
393230	S	\$696.00	11/06/09	26409	0	BUTLER, VINCENT	OUTSTANDING
393231	S	\$378.00	11/06/09	26648	0	CANETTI-FERNANDES, MONICA	OUTSTANDING
393232	S	\$2.40	11/06/09	00001	1047	CARLAND, DWANE	OUTSTANDING
393233	S	\$22.27	11/06/09	11234	0	CARLSON, KEITH A	OUTSTANDING
393234	S	\$773.50	11/06/09	07314	0	CEDARVALE LANES	OUTSTANDING
393235	S	\$100.00	11/06/09	10841	0	CENCI, BARBARA	OUTSTANDING
393236	S	\$450.00	11/06/09	20557	0	CERTIFIED POOL TRAINERS	OUTSTANDING
393237	S	\$135.00	11/06/09	21336	0	COMMUNICATION SERVICE FOR THE DEAF, INC.	OUTSTANDING
393238	S	\$240.00	11/06/09	25919	0	CORDOVA-MORALES, LETICIA	OUTSTANDING
393239	S	\$300.00	11/06/09	26891	0	CRAWFORD, MELANIE	OUTSTANDING
393240	S	\$530.00	11/06/09	05357	0	CUSTOM EXPRESSIONS	OUTSTANDING
393241	S	\$141.00	11/06/09	25777	0	DESIGNS UNLIMITED	OUTSTANDING
393242	S	\$51.15	11/06/09	16920	0	DETTLING, AMY	OUTSTANDING
393243	S	\$360.00	11/06/09	20524	0	DEWALD, RINA C.	OUTSTANDING
393244	S	\$30.00	11/06/09	22323	0	DOCUMENT DESTRUCTION SERVICE LTD, INC.	OUTSTANDING
393245	S	\$1200.00	11/06/09	26368	0	DOWNING-KLINISKE, VALERIE	OUTSTANDING
393246	S	\$40.59	11/06/09	16609	0	DUGAN, ANDREA	OUTSTANDING
393247	S	\$600.00	11/06/09	26262	0	EDUCATORS BENEFIT CONSULTANTS, LLC	OUTSTANDING
393248	S	\$15.40	11/06/09	14641	0	ENGSTROM, HEATHER L	OUTSTANDING
393249	S	\$1500.00	11/06/09	26379	0	EPN TRAVEL SERVICES, INC.	OUTSTANDING
393250	S	\$303.38	11/06/09	15808	0	ESPINOZA, CYNTHIA	OUTSTANDING
393251	S	\$23.00	11/06/09	26111	0	ETECH TRANSACTION SOLUTIONS, INC.	OUTSTANDING
393252	S	\$34.86	11/06/09	13189	0	FACE, JENNIFER	OUTSTANDING
393253	S	\$200.00	11/06/09	00016	1780	FOUNDATION 191	OUTSTANDING
393254	S	\$27.85	11/06/09	10638	0	FREDRICKSON, REBECCA	OUTSTANDING
393255	S	\$100.04	11/06/09	E8128	0	GIERADA, BARBARA	OUTSTANDING
393256	S	\$19.00	11/06/09	00000	293	GILBERTSON, JO	OUTSTANDING
393257	S	\$231.00	11/06/09	06500	0	GROWTH STRATEGIES	OUTSTANDING
393258	S	\$39.00	11/06/09	26813	0	GUGGISBERG, ANDY	OUTSTANDING
393259	S	\$220.00	11/06/09	26889	0	HANDFORD, AMY R.	OUTSTANDING
393260	S	\$147.00	11/06/09	26890	0	HANNAH, CHRISTINE	OUTSTANDING
393261	S	\$180.00	11/06/09	26803	0	HASSAN, RAHMA	OUTSTANDING
393262	S	\$1141.27	11/06/09	07139	0	HASTINGS BUS COMPANY	OUTSTANDING
393263	S	\$133.00	11/06/09	00000	272	HELGESON, JULIE	OUTSTANDING
393264	S	\$117.65	11/06/09	12300	0	HENDERSON, JUDY	OUTSTANDING
393265	S	\$41.80	11/06/09	14652	0	HERKENHOFF, PATTY	OUTSTANDING
393266	S	\$211.76	11/06/09	14601	0	HOESCHEN, KERRY	OUTSTANDING

CHECK #	TYPE	CHECK AMT	CHECK DATE	VENDOR #	ADDRS #	VENDOR NAME	CHECK STATUS
393267	S	\$1309.09	11/06/09	E1523	0	HOFF, MARGARET	OUTSTANDING
393268	S	\$59.00	11/06/09	00000	9498	HOLZ, JANICE	OUTSTANDING
393269	S	\$100.00	11/06/09	26895	0	HOPKINS CENTER FOR THE ARTS	OUTSTANDING
393270	S	\$14766.00	11/06/09	01394	0	IND. SCHOOL DIST. 196	OUTSTANDING
393271	S	\$338.50	11/06/09	01994	0	J&R SCHOOL SUPPLIES, INC.	OUTSTANDING
393272	S	\$1112.07	11/06/09	26896	0	JACKSON R-2 SCHOOL DISTRICT	OUTSTANDING
393273	S	\$100.00	11/06/09	E7403	0	JACOBSON, NINA	OUTSTANDING
393274	S	\$60.00	11/06/09	26887	0	KELLER, DAVE	OUTSTANDING
393275	S	\$41.32	11/06/09	14751	0	KELLER, KATIE	OUTSTANDING
393276	S	\$209.42	11/06/09	15691	0	KING, LAURIE	OUTSTANDING
393277	S	\$31.94	11/06/09	16167	0	KNUTSON, CHRISTINE	OUTSTANDING
393278	S	\$24.00	11/06/09	00000	292	KOCH, JANET	OUTSTANDING
393279	S	\$24.00	11/06/09	00000	291	KONGEVICK, JIM	OUTSTANDING
393280	S	\$540.00	11/06/09	22010	0	KREMER, SEVERA E.	OUTSTANDING
393281	S	\$60.00	11/06/09	23777	0	LANGE, LINDA	OUTSTANDING
393282	S	\$134.00	11/06/09	16900	0	LEACH, JEFFREY	OUTSTANDING
393283	S	\$37.55	11/06/09	E9773	0	LEHNER, TIM	OUTSTANDING
393284	S	\$70.00	11/06/09	26884	0	LEVY, RACHEL S.	OUTSTANDING
393285	S	\$75.00	11/06/09	16705	0	LICHLITER, JENNIFER	OUTSTANDING
393286	S	\$400.00	11/06/09	26886	0	LINDVALL, GRAHAM A.	OUTSTANDING
393287	S	\$73.59	11/06/09	E2257	0	LIPPERT, MARY ELIZABETH	OUTSTANDING
393288	S	\$75.00	11/06/09	14982	0	LUCIUS, RACHEL	OUTSTANDING
393289	S	\$145.00	11/06/09	16853	0	MACHELSKI, ROSE MARIE	OUTSTANDING
393290	S	\$55.00	11/06/09	15476	0	MARCHESSAULT, PATRICK	OUTSTANDING
393291	S	\$20.00	11/06/09	00000	1576	MARTEL, VALERIE	OUTSTANDING
393292	S	\$219.00	11/06/09	09181	1	MASE	OUTSTANDING
393293	S	\$114.26	11/06/09	00016	1439	MCGUIRE, CHRISTINA	OUTSTANDING
393294	S	\$118.00	11/06/09	00000	295	MCKEE, SANDI	OUTSTANDING
393295	S	\$144.00	11/06/09	26557	0	MEANS, AARON	OUTSTANDING
393296	S	\$60.00	11/06/09	25421	0	MEDINA de SMITH, MARIA	OUTSTANDING
393297	S	\$322.00	11/06/09	00624	0	MN HISTORICAL SOCIETY	OUTSTANDING
393298	S	\$350.00	11/06/09	00624	0	MN HISTORICAL SOCIETY	OUTSTANDING
393299	S	\$742.50	11/06/09	23585	0	MN WRITING PROJECT	OUTSTANDING
393300	S	\$107.00	11/06/09	22324	0	MULTILINGUAL WORD, INC.	OUTSTANDING
393301	S	\$4685.32	11/06/09	22639	1	NEXTEL	OUTSTANDING
393302	S	\$49.00	11/06/09	00000	296	NOVAK, TERRI	OUTSTANDING
393303	S	\$40.00	11/06/09	26894	0	OFFICE OF THE SECRETARY OF STATE	OUTSTANDING
393304	S	\$45.00	11/06/09	00000	297	OLDER, GLEN	OUTSTANDING
393305	S	\$210.54	11/06/09	26892	0	OLSON, STEPHEN LEROY	OUTSTANDING
393306	S	\$1168.00	11/06/09	26086	0	ORKIN COMMERCIAL SERVICES	OUTSTANDING
393307	S	\$186.92	11/06/09	26290	0	PERFORMANCE APPAREL, LLC	OUTSTANDING
393308	S	\$64.79	11/06/09	15741	0	PHILLIPS, MARIA	OUTSTANDING
393309	S	\$141.00	11/06/09	26814	0	PYLE, CHRIS	OUTSTANDING
393310	S	\$75.00	11/06/09	16712	0	QUAST, LUCIA	OUTSTANDING
393311	S	\$1419.00	11/06/09	25766	0	REGION 3AA	OUTSTANDING
393312	S	\$29.53	11/06/09	00016	1809	REINEKING, KATE	OUTSTANDING
393313	S	\$52.24	11/06/09	13144	0	ROLF, BRENDA J	OUTSTANDING
393314	S	\$1194.85	11/06/09	26583	0	RYAN ELECTRIC, INC.	OUTSTANDING
393315	S	\$192.84	11/06/09	25562	0	SACHS, ALICE	OUTSTANDING
393316	S	\$231.00	11/06/09	26365	0	SCHENCK, MELISSA	OUTSTANDING
393317	S	\$270.00	11/06/09	24047	0	SCHMIDT, ANA	OUTSTANDING
393318	S	\$588.00	11/06/09	01882	0	SCORE - SOUTH METRO CHAPTER	OUTSTANDING

CHECK #	TYPE	CHECK AMT	CHECK DATE	VENDOR #	ADDRS #	VENDOR NAME	CHECK STATUS
393319	S	\$43.00	11/06/09	00000	2191	SIEBENAND, NANCY	OUTSTANDING
393320	S	\$202.40	11/06/09	E4356	0	SIMON, GLENN D.	OUTSTANDING
393321	S	\$441.00	11/06/09	03660	0	SKATEVILLE	OUTSTANDING
393322	S	\$15.67	11/06/09	16673	0	SOLLIN, NATHAN	OUTSTANDING
393323	S	\$500.00	11/06/09	25234	0	STEINBERG-BOHN, JANET	OUTSTANDING
393324	S	\$579.00	11/06/09	26893	0	STEWART, ZLIMEN & JUNGERS, LTD.	OUTSTANDING
393325	S	\$480.00	11/06/09	25420	0	STODDARD, MARIA	OUTSTANDING
393326	S	\$189.00	11/06/09	00321	0	SUN NEWSPAPERS	OUTSTANDING
393327	S	\$345.00	11/06/09	26874	0	SWAGGER, CHE	OUTSTANDING
393328	S	\$4903.50	11/06/09	21008	0	T.L.C. SPECIAL TRANSPORTATION, INC.	OUTSTANDING
393329			11/06/09	21008	0	UNISSUED	UNISSUED
393330	S	\$135.50	11/06/09	00497	1	TIME FOR KIDS	OUTSTANDING
393331	S	\$72.60	11/06/09	16086	0	TUMA, ANGELA	OUTSTANDING
393332	S	\$629.38	11/06/09	04417	1	US FOODSERVICE	OUTSTANDING
393333	S	\$22500.00	11/06/09	26645	1	VENUWORKS OF BURNSVILLE LLC/BPAC	OUTSTANDING
393334	S	\$226.05	11/06/09	24743	0	WALBRAN, SHARON	OUTSTANDING
393335	S	\$60.00	11/06/09	26355	0	WAY, DONITA	OUTSTANDING
393336	S	\$54.14	11/06/09	15399	0	WILKINSON, PERRY	OUTSTANDING
393337	S	\$225.00	11/06/09	25837	0	WILLIAMS, REBECCA	OUTSTANDING
393338	S	\$57.75	11/06/09	15911	0	WILLSON, DAWN	OUTSTANDING
393339	S	\$127.61	11/06/09	E8959	0	WURDEMAN, DEBRA SUE	OUTSTANDING
393340	S	\$5003.00	11/06/09	04451	6	XEROX CORPORATION	OUTSTANDING
393341	S	\$3225.31	11/06/09	04451	9	XEROX CORPORATION	OUTSTANDING
393342			11/06/09	04451	0	UNISSUED	UNISSUED
393343	S	\$27.50	11/06/09	04549	0	ZEE MEDICAL	OUTSTANDING
393344	S	\$60.00	11/06/09	08215	0	ZELKIND, NATALIE	OUTSTANDING
393345	S	\$37680.00	11/06/09	22015	0	CM CONSTRUCTION COMPANY, INC.	OUTSTANDING
393346	S	\$700.98	11/13/09	01037	3	ABILITATIONS	OUTSTANDING
393347	S	\$75.80	11/13/09	05588	0	ACE HARDWARE & PAINT	OUTSTANDING
393348	S	\$140.00	11/13/09	00158	0	ACOUSTICS ASSOCIATES, INC.	OUTSTANDING
393349	S	\$70.96	11/13/09	26755	0	ARAMARK UNIFORM SERVICES	OUTSTANDING
393350			11/13/09	26755	0	UNISSUED	UNISSUED
393351	S	\$1232.28	11/13/09	05941	1	ASPEN EQUIPMENT CO.	OUTSTANDING
393352	S	\$5494.50	11/13/09	20362	2	BENCHMARK EDUCATION COMPANY	OUTSTANDING
393353	S	\$9112.76	11/13/09	00477	0	BIX PRODUCE COMPANY	OUTSTANDING
393354			11/13/09	00477	0	UNISSUED	UNISSUED
393355			11/13/09	00477	0	UNISSUED	UNISSUED
393356			11/13/09	00477	0	UNISSUED	UNISSUED
393357			11/13/09	00477	0	UNISSUED	UNISSUED
393358			11/13/09	00477	0	UNISSUED	UNISSUED
393359	S	\$156.89	11/13/09	00686	1	CLARK PRODUCTS, INC.	OUTSTANDING
393360	S	\$445.00	11/13/09	00514	0	COMBUSTION HEAT & POWER, INC.	OUTSTANDING
393361	S	\$473.00	11/13/09	25067	1	CORNER MEDICAL LLC	OUTSTANDING
393362	S	\$23.00	11/13/09	00647	0	CROWN RENTAL, INC.	OUTSTANDING
393363	S	\$104.61	11/13/09	00645	0	CUB FOODS	OUTSTANDING
393364	S	\$220.00	11/13/09	22013	0	CUSTOM WATER WORKS	OUTSTANDING
393365	S	\$8679.20	11/13/09	00279	0	D.S.D., INC.	OUTSTANDING
393366			11/13/09	00279	0	UNISSUED	UNISSUED
393367			11/13/09	00279	0	UNISSUED	UNISSUED
393368	S	\$1204.58	11/13/09	00389	0	DAVANNIS PIZZA	OUTSTANDING
393369	S	\$122.18	11/13/09	23054	1	FASTENAL	OUTSTANDING
393370	S	\$1093.12	11/13/09	08698	1	FERGUSON ENTERPRISES # 1657	OUTSTANDING

39

CHECK #	TYPE	CHECK AMT	CHECK DATE	VENDOR #	ADDRS #	VENDOR NAME	CHECK STATUS
393371	S	\$26193.34	11/13/09	03328	0	FIRST STUDENT, INC.	OUTSTANDING
393372			11/13/09	03328	0	UNISSUED	UNISSUED
393373			11/13/09	03328	0	UNISSUED	UNISSUED
393374			11/13/09	03328	0	UNISSUED	UNISSUED
393375			11/13/09	03328	0	UNISSUED	UNISSUED
393376			11/13/09	03328	0	UNISSUED	UNISSUED
393377			11/13/09	03328	0	UNISSUED	UNISSUED
393378			11/13/09	03328	0	UNISSUED	UNISSUED
393379			11/13/09	03328	0	UNISSUED	UNISSUED
393380	S	\$750.07	11/13/09	01231	0	FLINN SCIENTIFIC, INC.	OUTSTANDING
393381	S	\$534.57	11/13/09	04527	1	FOLLETT EDUCATIONAL SERVICES	OUTSTANDING
393382	S	\$364.95	11/13/09	09320	0	FREESTYLE PHOTOGRAPHIC SUPPLIES	OUTSTANDING
393383	S	\$217.50	11/13/09	01541	1	GENERAL PARTS, LLC	OUTSTANDING
393384	S	\$1008.62	11/13/09	01457	1	GOODIN COMPANY	OUTSTANDING
393385	S	\$260.20	11/13/09	24927	1	GOV CONNECTION, INC.	OUTSTANDING
393386	S	\$1137.33	11/13/09	04387	1	GRAINGER	OUTSTANDING
393387			11/13/09	04387	0	UNISSUED	UNISSUED
393388	S	\$2555.64	11/13/09	01478	1	GRAYBAR ELECTRIC COMPANY, INC.	OUTSTANDING
393389	S	\$1285.98	11/13/09	01577	0	GROSSMAN CHEVROLET	OUTSTANDING
393390	S	\$226.23	11/13/09	01641	0	H&B SPECIALIZED PRODUCTS, INC.	OUTSTANDING
393391	S	\$211.83	11/13/09	01727	1	HAMMOND & STEPHENS	OUTSTANDING
393392	S	\$478.00	11/13/09	01741	2	HARMON FULL SERVICE GROUP	OUTSTANDING
393393	S	\$3966.38	11/13/09	09046	0	HI TECH REFRIGERATION	OUTSTANDING
393394	S	\$21.88	11/13/09	01729	1	HIGHSMITH INC.	OUTSTANDING
393395	S	\$15176.96	11/13/09	09318	1	HILLYARD INC - MINNEAPOLIS	OUTSTANDING
393396			11/13/09	09318	0	UNISSUED	UNISSUED
393397	S	\$1377.11	11/13/09	04818	0	HORIZON COMMERCIAL POOL SUPPLY	OUTSTANDING
393398	S	\$92.00	11/13/09	03362	4	HOUGHTON MIFFLIN COMPANY	OUTSTANDING
393399	S	\$324.19	11/13/09	23654	1	IDENTISYS, INC.	OUTSTANDING
393400	S	\$1351.47	11/13/09	24274	1	INNOVATIVE OFFICE SOLUTIONS	OUTSTANDING
393401	S	\$456.00	11/13/09	25425	0	INTA JUICE	OUTSTANDING
393402	S	\$975.58	11/13/09	25037	0	J. AMERICA, INC.	OUTSTANDING
393403	S	\$429.20	11/13/09	01576	0	JAYTECH, INC.	OUTSTANDING
393404	S	\$25.00	11/13/09	01134	0	JIM COOPERS TIRE & AUTO STORES	OUTSTANDING
393405	S	\$2909.43	11/13/09	05816	0	JOHN A. DAL SIN & SON, INC.	OUTSTANDING
393406	S	\$14.67	11/13/09	02043	7	JOSTENS	OUTSTANDING
393407	S	\$162.00	11/13/09	20209	0	LEARNING ZONE EXPRESS	OUTSTANDING
393408	S	\$1160.00	11/13/09	26151	0	LIGHTSPEED TECHNOLOGIES, INC.	OUTSTANDING
393409	S	\$10398.00	11/13/09	26837	0	LLOYD'S CONSTRUCTION SERVICES, INC.	OUTSTANDING
393410	S	\$1944.44	11/13/09	05077	0	LOCKSAFE, INC.	OUTSTANDING
393411	S	\$4.49	11/13/09	02196	0	MACKIN BOOK COMPANY	OUTSTANDING
393412	S	\$2196.40	11/13/09	25021	1	MCQUAY AIR CONDITIONING	OUTSTANDING
393413	S	\$353.34	11/13/09	02395	0	MENARDS	OUTSTANDING
393414			11/13/09	02395	0	UNISSUED	UNISSUED
393415	S	\$414.00	11/13/09	08999	1	MINNESOTA ELEVATOR INC	OUTSTANDING
393416	S	\$39.71	11/13/09	02544	1	MTI DISTRIBUTING CO.	OUTSTANDING
393417	S	\$2473.14	11/13/09	03544	2	MULTI SERVICE CORPORATION	OUTSTANDING
393418	S	\$964.52	11/13/09	03519	0	NAPA, SAVAGE PARTS SERVICE	OUTSTANDING
393419	S	\$233.23	11/13/09	02704	1	NASCO	OUTSTANDING
393420	S	\$208.20	11/13/09	01197	1	NEXT DAY GOURMET	OUTSTANDING
393421	S	\$3038.02	11/13/09	02489	1	OFFICE DEPOT COMPANY	OUTSTANDING
393422			11/13/09	02489	0	UNISSUED	UNISSUED

CHECK #	TYPE	CHECK AMT	CHECK DATE	VENDOR #	ADDRS #	VENDOR NAME	CHECK STATUS
393423	S	\$49.00	11/13/09	03268	0	PACER CENTER, INC.	OUTSTANDING
393424	S	\$56.44	11/13/09	03123	0	PAPCO	OUTSTANDING
393425	S	\$213.10	11/13/09	03219	1	PEPSI-COLA COMPANY	OUTSTANDING
393426	S	\$2877.60	11/13/09	05258	1	PIONEER MANUFACTURING CO.	OUTSTANDING
393427	S	\$185.93	11/13/09	03415	1	PITSCO	OUTSTANDING
393428	S	\$1345.50	11/13/09	26108	0	PJCOMN ACQUISITION CORPORATION	OUTSTANDING
393429	S	\$206.00	11/13/09	02882	0	PRIOR LAKE SHOE SERVICE	OUTSTANDING
393430	S	\$78.00	11/13/09	06365	0	PROFESSIONAL DEVELOPMENT PROGRAMS	OUTSTANDING
393431	S	\$122.00	11/13/09	24681	0	PROFESSIONAL WIRELESS COMMUNICATIONS	OUTSTANDING
393432	S	\$4680.62	11/13/09	21744	0	QUALITY AIR MECHANICAL, INC.	OUTSTANDING
393433	S	\$109.80	11/13/09	03409	0	R.M. COTTON COMPANY	OUTSTANDING
393434	S	\$205.00	11/13/09	05511	0	RED WING SHOE STORE	OUTSTANDING
393435	S	\$478.40	11/13/09	03339	1	ROTO-ROOTER	OUTSTANDING
393436	S	\$128.74	11/13/09	00864	1	SAMMONS PRESTON ROLYAN	OUTSTANDING
393437	S	\$536.35	11/13/09	03735	1	SAX ARTS & CRAFTS	OUTSTANDING
393438	S	\$1618.00	11/13/09	05681	3	SCHELDE NORTH AMERICA	OUTSTANDING
393439	S	\$166.58	11/13/09	03196	3	SCHOLASTIC INC.	OUTSTANDING
393440	S	\$1993.60	11/13/09	00191	0	SCHUMACHER WHOLESALE MEATS, INC.	OUTSTANDING
393441	S	\$72.00	11/13/09	03745	2	SHERWIN-WILLIAMS	OUTSTANDING
393442	S	\$641.11	11/13/09	03472	2	SHIFFLER EQUIPMENT SALES INC	OUTSTANDING
393443	S	\$167.91	11/13/09	03405	0	SHURAIL SUPPLY CO.	OUTSTANDING
393444	S	\$523.45	11/13/09	03587	1	SIMPLEX GRINNELL	OUTSTANDING
393445	S	\$159.77	11/13/09	03561	0	SMARTERVILLE EDUCATIONAL, LLC	OUTSTANDING
393446	S	\$690.73	11/13/09	22907	1	SOLUTIONS4SURE.COM, INC.	OUTSTANDING
393447	S	\$2539.12	11/13/09	22020	0	SPHERION CORPORATION	OUTSTANDING
393448	S	\$51.82	11/13/09	03640	1	STAPLES ADVANTAGE	OUTSTANDING
393449	S	\$617.60	11/13/09	03689	0	STATE SUPPLY CO., INC.	OUTSTANDING
393450	S	\$287.50	11/13/09	05995	1	STRATEGIC EQUIPMENT	OUTSTANDING
393451	S	\$1114.47	11/13/09	23998	1	SUMMIT FOOD EQUIPMENT SERVICE, INC	OUTSTANDING
393452	S	\$644.00	11/13/09	07743	1	SURGE WATER CONDITIONING	OUTSTANDING
393453	S	\$540.65	11/13/09	01377	0	THERAPY SHOPPE	OUTSTANDING
393454	S	\$1544.83	11/13/09	24955	1	THERMO-DYNE, INC.	OUTSTANDING
393455	S	\$3441.95	11/13/09	08203	0	TIES	OUTSTANDING
393456	S	\$521.52	11/13/09	21184	4	TIES	OUTSTANDING
393457	S	\$729.02	11/13/09	22123	1	TOTAL FILTRATION SERVICES, INC.	OUTSTANDING
393458	S	\$381.30	11/13/09	05194	0	TRADE TOOLS INC.	OUTSTANDING
393459	S	\$35.25	11/13/09	04060	0	TRANS-MISSISSIPPI BIOLOGICAL SUPPLY	OUTSTANDING
393460	S	\$303.58	11/13/09	20843	0	TRANSWORLD SERVICES	OUTSTANDING
393461	S	\$5880.68	11/13/09	03802	0	TRIO SUPPLY	OUTSTANDING
393462			11/13/09	03802	0	UNISSUED	UNISSUED
393463	S	\$163.10	11/13/09	05900	0	UNIQUE SOFTWARE CORPORATION	OUTSTANDING
393464	S	\$300.75	11/13/09	23289	0	UNITED ENVIRONMENTAL CHEMICAL PRODUCTS, INC.	OUTSTANDING
393465	S	\$46184.07	11/13/09	04417	1	US FOODSERVICE	OUTSTANDING
393466			11/13/09	04417	0	UNISSUED	UNISSUED
393467			11/13/09	04417	0	UNISSUED	UNISSUED
393468			11/13/09	04417	0	UNISSUED	UNISSUED
393469			11/13/09	04417	0	UNISSUED	UNISSUED
393470			11/13/09	04417	0	UNISSUED	UNISSUED
393471			11/13/09	04417	0	UNISSUED	UNISSUED
393472			11/13/09	04417	0	UNISSUED	UNISSUED
393473			11/13/09	04417	0	UNISSUED	UNISSUED
393474			11/13/09	04417	0	UNISSUED	UNISSUED

CHECK #	TYPE	CHECK AMT	CHECK DATE	VENDOR #	ADDRS #	VENDOR NAME	CHECK STATUS
393475			11/13/09	04417	0	UNISSUED	UNISSUED
393476			11/13/09	04417	0	UNISSUED	UNISSUED
393477	S	\$153.76	11/13/09	03345	1	VALLEY NATIONAL GASES	OUTSTANDING
393478	S	\$357.44	11/13/09	00974	3	WEEKLY READER CORPORATION	OUTSTANDING
393479	S	\$13.60	11/13/09	22496	0	WILLIAM V. MACGILL & CO.	OUTSTANDING
393480	S	\$318.95	11/13/09	21039	0	WORTHINGTON DIRECT, INC.	OUTSTANDING
TOTAL # OF ISSUED CHECKS:			1074	TOTAL AMOUNT		1740041.01	
TOTAL # OF VOIDED CHECKS:			0	TOTAL AMOUNT		0.00	
TOTAL # OF UNISSUED CHECKS:			76				

INDEPENDENT SCHOOL DISTRICT 191  
Burnsville-Eagan-Savage  
Business Office

**TO: Members of the School Board**

**FROM: Lisa K. Rider, Executive Director of Business Services**

**DATE: November 19, 2009**

**RE: Budget Analysis for the Month Ending October, 2009**

RECOMMENDATION: That the Board accept the Budget Analysis for the Month ending October 31, 2009.

The October Budget Reports are presented for Board information and review. The reports indicate that year-to-date expenditures plus encumbrances in all funds total \$39,226,628.09 or 26.59% of the combined Adopted Budgets. Year-to-date revenue in all funds total \$34,096,925.29 or 26.01% of the combined Revised Budgets.

Additional financial reports and summaries to are provided to allow monthly monitoring of the budget. With respect to Revenue, we are furnishing two reports:

Revenue Summary By Fund  
Revenue Summary By Source

Four expenditure reports are included in the board packet as follows:

Expenditure Summary By Fund  
Expenditure By Object  
Expenditure By Program  
Expenditure By Building

All of the reports show last year's actual figures, this year's budget and this year's activity to date. Additional detail is available on request.

To assist the Board in monitoring monthly financial activity and to help identify budget-to-actual deviations, graphs have been developed as follows:

Cash and Investments By Month for Last year and Current year  
General Fund Revenues Year-to-Date for Last year and Current year  
All Funds Revenue Year-to-Date for Last year and Current year  
General Fund Expenditures Year-to-Date for Last year and Current year  
All Funds Expenditure Year-to-Date for Last year and Current year

All of the reports and graphs are presented on a monthly basis together with comments regarding identified deviations or unanticipated occurrences. I would be glad to answer any questions regarding these reports.

STATEMENT OF REVENUE

DIST 191 Burnsville-Eagan-Savage ISD191 ACCOUNTING PERIOD 10/01/09 TO 10/31/09

ACCT STATUS: Active and Next Year Accts ACCOUNT RANGES: 01 TO 99-999  
 ZERO BALANCES: Suppress Zero Balances  
 SORTED BY: ACCOUNT FD ORG  
 SUBTOTALLED BY: ACCOUNT FD  
 SERIES TOTALS: <None Selected>  
 PAGE BREAK ON: <None Selected>

FD	PRIOR	< - - - - -	- - - - -	FISCAL YEAR 200907	- - - - -	>
01	YEAR	REVISED	10/01/09	RECEIVED	REMAINING	PERCENT
	ACTUAL	BUDGET	10/31/09	THRU 10/31/09	ON 10/31/09	REMAINING
01 GENERAL	131,901,249.98	107,211,600	9,961,637.26	29,813,212.82	77,398,387.18	72.19 %
02 FOOD SERVICE	4,781,180.27	4,414,207	413,793.90	835,992.51	3,578,214.49	81.06 %
04 COMMUNITY SERVICE	7,461,483.67	6,783,935	506,597.59	1,781,712.20	5,002,222.80	73.73 %
06 CAPITAL PROJECTS	2,498,711.89	1,800,239	1,509.09	554,900.15	1,245,338.85	69.17 %
07 DEBT SERVICE	6,440,179.37	7,148,156	1,428,122.41	937,762.55	6,210,393.45	86.88 %
4 08 FLEX BENEFIT FUND	867,174.96	925,000	88,804.26	158,072.17	766,927.83	82.91 %
09 SCHOLARSHIP FUND	56,471.78	28,500	0.00	540.00	27,960.00	98.10 %
10 PRIN EARLY RET INS FUND	47,103.03	46,325	0.00	7,953.16	38,371.84	82.83 %
11 RHEAUME EDUCATIONAL FUND	66.59	100	0.00	0.00	100.00	100.00 %
12 K ROGERS SCHOLARSHIP	71.44	0	0.00	0.00	0.00	0.00 %
15 <DESC. NOT FOUND>	0.00	0	773.15	773.15	773.15-	0.00 %
20 ISF - DENTAL	909,850.84	963,330	0.00	0.00	963,330.00	100.00 %
21 ISF - POST RETIREMENT BENEFITS	540,856.09	1,772,229	0.00	0.00	1,772,229.00	100.00 %
22 ISF - HEALTH SELECT 105	467.49	0	0.00	0.00	0.00	0.00 %
25 OPEB REVOCABLE TRUST	19,098,824.17	0	1,464.47	6,006.58	6,006.58-	0.00 %

STATEMENT OF REVENUE

DIST 191 Burnsville-Eagan-Savage ISD191 ACCOUNTING PERIOD 10/01/09 TO 10/31/09

FD	PRIOR	FISCAL YEAR 200907				REMAINING	PERCENT
47	YEAR	REVIS	10/01/09	RECEIVED	ON 10/31/09	REMAINING	
	ACTUAL	BUDGET	10/31/09	THRU 10/31/09			%
47 POST EMPLOYMENT BENEFITS	783,423.86	0	0.00	0.00	0.00	0.00	0.00 %
*** REPORT TOTALS:	175,387,115.43	131,093,621	12,402,702.13	34,096,925.29	96,996,695.71	73.99	%

**BURNSVILLE-EAGAN-SAVAGE**

**Independent School District 191**

**DISTRICT REVENUES**

**BY**

**SOURCE**

**WITHIN FUND**

**October, 2009**

ACCT STATUS: Active and Next Year Accts ACCOUNT RANGES: 01 TO 99-999-999-999-999  
 ZERO BALANCES: Suppress Zero Balances  
 SORTED BY: ACCOUNT FD SRC  
 SUBTOTALLED BY: ACCOUNT FD SRC  
 SERIES TOTALS: <None Selected>  
 PAGE BREAK ON: FUND

SRC FD	PRIOR YEAR ACTUAL	< - - - - - REVISED BUDGET	10/01/09 10/31/09	FISCAL YEAR 200907 RECEIVED THRU 10/31/09	- - - - - REMAINING ON 10/31/09	- - - - - PERCENT REMAINING
001 MAINTENANCE LEVY	21,342,543.89	20,539,792	5,085,724.58	6,127,790.63	14,412,001.37	70.16 %
004 TAX INCREMENT FINANCE - TIF	205,857.67	0	0.00	0.00	0.00	0.00 %
009 FISCAL DISPARITIES	1,938,332.00	3,213,993	0.00	1,339,448.41	1,874,544.59	58.32 %
010 COUNTY APPORTIONMENT	156,644.88	0	0.00	35,793.06	35,793.06-	0.00 %
019 MISC LOCAL TAXES	954.84	0	0.00	3,739.61	3,739.61-	0.00 %
4 021 TUITION MN SCHL DIST	189,993.88	50,000	0.00	2,168.00	47,832.00	95.66 %
050 FEES	500,531.18	91,000	44,072.87	199,502.89	108,502.89-	119.23-%
060 ADMISSION	191,108.99	143,600	31,935.89	57,815.64	85,784.36	59.73 %
071 MEDICAL ASSIST REVENUE	138,958.95	30,000	1,529.39	40,748.45	10,748.45-	35.82-%
091 INTEREST EARNINGS-ESCROW AGENT	8.15	0	0.00	0.00	0.00	0.00 %
092 INTEREST EARNINGS	433,115.51	395,000	5,519.76	29,726.27	365,273.73	92.47 %
093 RENTAL OF FACILITIES	192,753.21	85,000	7,201.00	47,934.00	37,066.00	43.60 %
096 GIFTS & BEQUESTS	291,321.26	200,000	18,207.18	85,070.42	114,929.58	57.46 %
099 MISC LOCAL REVENUE	649,507.13	513,725	16,664.05	66,437.85	447,287.15	87.06 %
201 ENDOWMENT AID	354,625.82	0	0.00	150,680.07	150,680.07-	0.00 %

SRC FD	PRIOR YEAR ACTUAL	REVISED BUDGET	10/01/09 10/31/09	FISCAL YEAR 200907 RECEIVED THRU 10/31/09	REMAINING ON 10/31/09	PERCENT REMAINING
211 01	64,921,543.50	63,441,319	3,626,303.42	15,355,578.41	48,085,740.59	75.79 %
213	31,357.32	20,000	0.00	0.00	20,000.00	100.00 %
227	15,435.10	0	463.06	2,146.98	2,146.98-	0.00 %
234	297,106.12	297,106	0.00	29,710.60	267,395.40	90.00 %
258	3,237.51	3,237	0.00	323.71	2,913.29	89.99 %
300	3,133,553.69	2,506,551	0.00	646,769.20	1,859,781.80	74.19 %
360	12,005,527.79	11,774,734	108.07	4,045,571.39	7,729,162.61	65.64 %
369	9,329.68	10,000	6.00-	6.00-	10,006.00	100.06 %
370	52,006.91	15,000	0.00	19,955.00	4,955.00-	33.03-%
400	4,093,613.80	3,712,935	1,079,360.76	1,467,387.53	2,245,547.47	60.47 %
405	90,148.18	68,608	0.00	0.00	68,608.00	100.00 %
621	140,266.54	100,000	44,553.23	58,920.70	41,079.30	41.07 %
631	17,926,553.16	0	0.00	0.00	0.00	0.00 %
649	2,595,313.32	0	0.00	0.00	0.00	0.00 %
*** 01 GENERAL	131,901,249.98	107,211,600	9,961,637.26	29,813,212.82	77,398,387.18	72.19 %

48

SRC FD	PRIOR YEAR ACTUAL	REVISED BUDGET	10/01/09 TO 10/31/09	FISCAL YEAR 200907 RECEIVED THRU 10/31/09	REMAINING ON 10/31/09	PERCENT REMAINING
092 02 INTEREST	13,713.19	18,000	0.00	0.00	18,000.00	100.00 %
099 MISC LOCAL REVENUE	17,927.80	0	0.00	776.22	776.22-	0.00 %
319 STATE-SCHOOL LUNCH	163,502.01	152,905	16,855.70	32,174.17	120,730.83	78.95 %
400 FED AIDS & GRANTS	0.00	0	0.00	26,000.00	26,000.00-	0.00 %
471 FED SCHOOL LUNCH AID	227,523.62	225,450	24,227.50	47,519.00	177,931.00	78.92 %
472 FREE/REDUCED LUNCH AID	927,791.12	992,400	109,252.84	208,838.69	783,561.31	78.95 %
473 COMMODITY CASH REBATES	67,543.41	50,000	122.95	9,305.25	40,694.75	81.38 %
474 COMMODITY DIST PROG	152,074.84	100,000	0.00	0.00	100,000.00	100.00 %
475 SPECIAL MILK PROGRAM	6,710.66	4,855	743.84	997.60	3,857.40	79.45 %
476 FED SCH BREAKFAST PRG	284,194.59	281,900	28,823.56	50,965.16	230,934.84	81.92 %
601 SALES TO PUPILS	2,487,099.14	2,507,697	229,146.11	449,648.76	2,058,048.24	82.06 %
606 SALES TO ADULTS	49,506.40	48,800	4,144.40	7,581.60	41,218.40	84.46 %
608 SPEC FUNCTION-FOOD	122,908.60	32,200	477.00	1,586.06	30,613.94	95.07 %
622 SALE OF MATERIALS	526.10	0	0.00	0.00	0.00	0.00 %
624 SALE OF EQUIPMENT	0.00	0	0.00	600.00	600.00-	0.00 %
631 SALE-OPEB BONDS	260,158.79	0	0.00	0.00	0.00	0.00 %
*** 02 FOOD SERVICE	4,781,180.27	4,414,207	413,793.90	835,992.51	3,578,214.49	81.06 %

64

SRC FD	PRIOR YEAR ACTUAL	REVISED BUDGET	10/01/09 TO 10/31/09	FISCAL YEAR 200907 RECEIVED THRU 10/31/09	REMAINING ON 10/31/09	PERCENT REMAINING
001 04						
001 MAINTENANCE LEVY	732,476.36	775,917	184,352.51	175,997.06	599,919.94	77.31 %
009 FISCAL DISPARITIES	86,629.00	106,511	0.00	44,470.17	62,040.83	58.24 %
019 MISC LOCAL TAXES	91.81	0	0.00	0.00	0.00	0.00 %
040 TUITION FROM PATRONS	4,558,131.12	4,508,700	280,038.03	1,123,641.85	3,385,058.15	75.07 %
050 FEES	54,214.00	67,300	2,657.36	11,163.56	56,136.44	83.41 %
060 ADMISSIONS	3,684.60	2,750	0.00	1,139.91	1,610.09	58.54 %
092 INTEREST EARNINGS	12,723.49	5,000	0.14	0.66	4,999.34	99.98 %
093 RENT-SCHL FACILITIES	72,335.58	40,000	3,493.93	15,003.78	24,996.22	62.49 %
096 GIFTS & BEQUESTS	46,391.75	14,720	3,871.16	44,425.59	29,705.59	201.80 %
099 MISC LOCAL REVENUE	97,948.00	94,188	1,636.91	7,574.12	86,613.88	91.95 %
227 ABATEMENT AID	465.87	0	13.97	165.93	165.93	0.00 %
234 HOMESTEAD MKT VAL CREDIT	38,120.30	38,119	0.00	3,811.84	34,307.16	90.00 %
258 STATE-OTHER CREDITS	414.70	415	0.00	41.53	373.47	89.99 %
300 STATE-AID & GRANTS	923,993.08	771,738	22,473.32	337,529.91	434,208.09	56.26 %
301 NONPUBLIC AID	105,549.64	121,275	2,464.34	6,160.86	115,114.14	94.91 %
400 FED AID & GRANTS	43,466.50	55,671	0.00	0.00	55,671.00	100.00 %
477 CASH IN LIEU/COMMODY	580.96	500	0.00	0.00	500.00	100.00 %

50

SRC FD	PRIOR YEAR ACTUAL	FISCAL YEAR 200907			REMAINING ON 10/31/09	PERCENT REMAINING
		< - - - - - REVISED BUDGET	10/01/09 10/31/09	RECEIVED THRU 10/31/09		
621 04						
621 MAT PUR FOR RESALE	12,950.58	12,240	5,595.92	10,585.43	1,654.57	13.51 %
622 SALE OF MATERIALS	11,295.56	3,000	0.00	0.00	3,000.00	100.00 %
631 SALE-OPEB BONDS	660,020.77	0	0.00	0.00	0.00	0.00 %
649 TRANSFER FROM OTH FD	0.00	165,891	0.00	0.00	165,891.00	100.00 %
*** 04 COMMUNITY SERVICE	7,461,483.67	6,783,935	506,597.59	1,781,712.20	5,002,222.80	73.73 %

SRC FD	PRIOR YEAR ACTUAL	< - - - - - REVISED BUDGET	FISCAL YEAR 200907		- - - - ->	
			10/01/09 10/31/09	RECEIVED THRU 10/31/09	REMAINING ON 10/31/09	PERCENT REMAINING
001 06						
001 MAINTENANCE LEVY	1,997,143.00	1,650,239	0.00	0.00	1,650,239.00	100.00 %
092 INTEREST EARNINGS	501,568.89	150,000	1,509.09	554,900.15	404,900.15-	269.93-%
*** 06 CAPITAL PROJECTS	2,498,711.89	1,800,239	1,509.09	554,900.15	1,245,338.85	69.17 %

SRC FD	PRIOR YEAR ACTUAL	REVISED BUDGET	10/01/09 TO 10/31/09	FISCAL YEAR 200907 RECEIVED THRU 10/31/09	REMAINING ON 10/31/09	PERCENT REMAINING
001 07						
001 MAINTENANCE LEVY	5,445,543.72	5,945,078	1,409,361.55	494,161.62	5,450,916.38	91.68 %
009 FISCAL DISPARITIES	647,016.00	815,125	0.00	339,731.42	475,393.58	58.32 %
019 MISC LOCAL TAXES	446.89	0	0.00	0.00	0.00	0.00 %
092 INTEREST EARNINGS	59,221.30	100,000	0.00	0.00	100,000.00	100.00 %
234 HOMESTEAD MKT VAL CREDIT	284,847.24	284,849	18,760.86	101,293.53	183,555.47	64.43 %
258 STATE-OTHER CREDITS	3,104.22	3,104	0.00	2,575.98	528.02	17.01 %
*** 07 DEBT SERVICE	6,440,179.37	7,148,156	1,428,122.41	937,762.55	6,210,393.45	86.88 %

SRC FD	PRIOR YEAR ACTUAL	FISCAL YEAR 200907			REMAINING ON 10/31/09	PERCENT REMAINING
		REVISED BUDGET	10/01/09 10/31/09	RECEIVED THRU 10/31/09		
099 08						
099 MISC LOCAL REVENUE	867,174.96	925,000	88,804.26	158,072.17	766,927.83	82.91 %
*** 08 FLEX BENEFIT FUND	867,174.96	925,000	88,804.26	158,072.17	766,927.83	82.91 %

SRC FD 092 09	PRIOR YEAR ACTUAL	FISCAL YEAR 200907			REMAINING ON 10/31/09	PERCENT REMAINING
		< - - - - - REVISED BUDGET	10/01/09 10/31/09	RECEIVED THRU 10/31/09		
092 INTEREST EARNINGS	1,170.60	1,500	0.00	0.00	1,500.00	100.00 %
096 GIFTS	40,042.00	22,000	0.00	540.00	21,460.00	97.54 %
099 MISC LOCAL REVENUE	15,259.18	5,000	0.00	0.00	5,000.00	100.00 %
*** 09 SCHOLARSHIP FUND	56,471.78	28,500	0.00	540.00	27,960.00	98.10 %

SRC FD	PRIOR YEAR ACTUAL	FISCAL YEAR 200907			REMAINING ON 10/31/09	PERCENT REMAINING
		REVIS BUDGET	10/01/09 10/31/09	RECEIVED THRU 10/31/09		
092 10						
092 INTEREST EARNINGS	681.99	2,500	0.00	0.00	2,500.00	100.00 %
099 MISC LOCAL REVENUE	46,421.04	43,825	0.00	7,953.16	35,871.84	81.85 %
*** 10 PRIN EARLY RET INS FUND	47,103.03	46,325	0.00	7,953.16	38,371.84	82.83 %

SRC FD	PRIOR YEAR	FISCAL YEAR 200907			REMAINING ON 10/31/09	PERCENT REMAINING
		REVISED BUDGET	10/01/09 10/31/09	RECEIVED THRU 10/31/09		
092 11	ACTUAL					
092 INTEREST EARNINGS	66.59	100	0.00	0.00	100.00	100.00 %
*** 11 RHEAUME EDUCATIONAL FUND	66.59	100	0.00	0.00	100.00	100.00 %

SRC FD	PRIOR YEAR	FISCAL YEAR 200907			REMAINING ON 10/31/09	PERCENT REMAINING
		REVISED BUDGET	10/01/09 10/31/09	RECEIVED THRU 10/31/09		
092 12	ACTUAL					
092 INTEREST EARNINGS	71.44	0	0.00	0.00	0.00	0.00 %
*** 12 K ROGERS SCHOLARSHIP	71.44	0	0.00	0.00	0.00	0.00 %

SRC FD	PRIOR YEAR	FISCAL YEAR 200907			REMAINING PERCENT	
		REVISIED BUDGET	10/01/09 10/31/09	RECEIVED THRU 10/31/09	ON 10/31/09	REMAINING
099 15	ACTUAL					
099 MISC LOCAL REVENUE	0.00	0	773.15	773.15	773.15-	0.00 %
*** 15 <DESC. NOT FOUND>	0.00	0	773.15	773.15	773.15-	0.00 %

SRC FD	PRIOR YEAR ACTUAL	< - - - - - REVISED BUDGET	FISCAL YEAR 200907		- - - - ->	
			10/01/09 10/31/09	RECEIVED THRU 10/31/09	REMAINING ON 10/31/09	PERCENT REMAINING
092 INTEREST EARNINGS	6,743.22	3,000	0.00	0.00	3,000.00	100.00 %
099 MISC LOCAL REVENUE	903,107.62	960,330	0.00	0.00	960,330.00	100.00 %
*** 20 ISF - DENTAL	909,850.84	963,330	0.00	0.00	963,330.00	100.00 %

SRC FD	PRIOR YEAR	REVIS	10/01/09	FISCAL YEAR 200907 RECEIVED	REMAINING	PERCENT
092 21	ACTUAL	BUDGET	10/31/09	THRU 10/31/09	ON 10/31/09	REMAINING
092 INTEREST EARNINGS	10,416.58	7,500	0.00	0.00	7,500.00	100.00 %
099 MISC LOCAL REVENUE	530,439.51	1,764,729	0.00	0.00	1,764,729.00	100.00 %
*** 21 ISF - POST RETIREMENT BENEFIT	540,856.09	1,772,229	0.00	0.00	1,772,229.00	100.00 %

SRC FD	PRIOR YEAR	FISCAL YEAR 200907			REMAINING ON 10/31/09	PERCENT REMAINING
		REVISIED BUDGET	10/01/09 10/31/09	RECEIVED THRU 10/31/09		
099 22	ACTUAL					
099 MISC LOCAL REVENUE	467.49	0	0.00	0.00	0.00	0.00 %
*** 22 ISF - HEALTH SELECT 105	467.49	0	0.00	0.00	0.00	0.00 %

SRC FD	PRIOR YEAR ACTUAL	REVISED BUDGET	10/01/09 10/31/09	FISCAL YEAR 200907 RECEIVED THRU 10/31/09	REMAINING ON 10/31/09	PERCENT REMAINING
090 UNREALIZED GAIN/LOSS	9,881.40-	0	0.00	0.00	0.00	0.00 %
092 INTEREST REVENUE	30,266.52	0	1,464.47	6,006.58	6,006.58-	0.00 %
614 CONTRIBUTIONS TO OPEB TRUST	18,697,520.14	0	0.00	0.00	0.00	0.00 %
616 RETIREE	380,918.91	0	0.00	0.00	0.00	0.00 %
*** 25 OPEB REVOCABLE TRUST	19,098,824.17	0	1,464.47	6,006.58	6,006.58-	0.00 %

SRC FD	PRIOR YEAR ACTUAL	REVISED BUDGET	10/01/09 10/31/09	FISCAL YEAR 200907 RECEIVED THRU 10/31/09	REMAINING ON 10/31/09	PERCENT REMAINING
092 47	1,534.28	0	0.00	0.00	0.00	0.00 %
092 INTEREST EARNINGS						
649 TRANSFERS BETWEEN FUNDS	781,889.58	0	0.00	0.00	0.00	0.00 %
*** 47 POST EMPLOYMENT BENEFITS	783,423.86	0	0.00	0.00	0.00	0.00 %
*** REPORT TOTALS:	175,387,115.43	131,093,621	12,402,702.13	34,096,925.29	96,996,695.71	73.99 %

STATEMENT OF EXPENDITURES

DIST 191 Burnsville-Eagan-Savage ISD191 ACCOUNTING PERIOD 10/01/09 TO 10/31/09

ACCT STATUS: Active and Next Year Accts ACCOUNT RANGES: 01- TO 99-  
 ZERO BALANCES: Suppress Zero Balances  
 SORTED BY: ACCOUNT FD ORG  
 SUBTOTALLED BY: ACCOUNT FD  
 SERIES TOTALS: <None Selected>  
 PAGE BREAK ON: <None Selected>

FD	PRIOR	< - - - - -	- - - - -	FISCAL YEAR 200907	- - - - -	>
01	YEAR	REVISED	10/01/09	EXPENDED	ENCUMBERED	REMAINING PERCENT
	ACTUAL	BUDGET	10/31/09	THRU 10/31/09	THRU 10/31/09	ON 10/31/09 REMAINING
01 GENERAL	116,605,174.63	104,737,228	8,047,813.08	24,155,444.78	487,031.87	80,094,751.35 76.47 %
02 FOOD SERVICE	4,673,665.39	4,547,500	381,088.85	846,952.12	3,289.36	3,697,258.52 81.30 %
03 TRANSPORTATION	5,625,730.65	6,150,218	221,085.84	459,056.16		5,691,161.84 92.53 %
04 COMMUNITY SERVICE	7,400,982.50	6,783,935	547,761.31	1,994,985.33	6,129.89	4,782,819.78 70.50 %
06 CAPITAL PROJECTS	16,489,410.26	14,200,080	2,199,519.92	8,829,196.54	62,662.21	5,308,221.25 37.38 %
07 DEBT SERVICE	6,754,065.83	7,775,172	0.00	1,619,341.26		6,155,830.74 79.17 %
08 FLEX BENEFIT FUND	854,633.67	925,000	91,775.68	268,480.03		656,519.97 70.97 %
09 SCHOLARSHIP FUND	47,589.50	42,000	0.00	12,966.25		29,033.75 69.12 %
10 PRIN EARLY RET INS FUND	93,885.24	111,872	0.00	16,835.08		95,036.92 84.95 %
20 ISF - DENTAL	897,038.47	900,000	52,686.39	345,770.79		554,229.21 61.58 %
21 ISF - POST RETIREMENT BENEFITS	225,732.63	1,882,434	0.00	118,444.76		1,763,989.24 93.70 %
22 ISF - HEALTH SELECT 105	2,595,313.32	0	0.00	0.00		0.00 0.00 %
25 OPEB REVOCABLE TRUST	1,960,918.60	0	0.00	41.66		41.66- 0.00 %
*** REPORT TOTALS:	164,224,140.69	148,055,439	11,541,731.07	38,667,514.76	559,113.33	108,828,810.91 73.50 %

**BURNSVILLE-EAGAN-SAVAGE**

**Independent School District 191**

**DISTRICT EXPENDITURE BUDGET**

**BY**

**OBJECT**

**WITHIN FUND**

**October, 2009**

STATEMENT OF EXPENDITURES

DIST 191 Burnsville-Eagan-Savage ISD191 ACCOUNTING PERIOD 10/01/09 TO 10/31/09

ACCT STATUS: Active and Next Year Accts ACCOUNT RANGES: 01 TO 99-999  
 ZERO BALANCES: Suppress Zero Balances  
 SORTED BY: ACCOUNT FD OBJ  
 SUBTOTALLED BY: ACCOUNT FD OBJ  
 SERIES TOTALS: ACCOUNT OBJ  
 PAGE BREAK ON: <None Selected>

OBJ FD	PRIOR YEAR ACTUAL	< - - - - - REVISED BUDGET	10/01/09 10/31/09	FISCAL YEAR 200907 EXPENDED THRU 10/31/09	ENCUMBERED THRU 10/31/09	REMAINING ON 10/31/09	PERCENT REMAINING
100 01							
100 SALARY CONTINGENCY	0.00	3,928,558	0.00	0.00		3,928,558.00	100.00 %
101 SALARIES PAYABLE	0.00	0	792.00-	1,401.27-		1,401.27	0.00 %
110 ADMINISTRATION/SUPERVISION	4,307,849.79	4,186,264	335,750.69	1,352,873.33		2,833,390.67	67.68 %
117 MANAGERIAL-OPERATIONS	290,930.00	290,930	24,244.20	96,976.80		193,953.20	66.66 %
140 LICENSED CLASSROOM	33,466,134.73	31,153,309	2,674,544.65	6,622,747.65		24,530,561.35	78.74 %
141 NON-LIC - CLASSROOM	4,155,531.59	780,579	60,915.46	120,942.47		659,636.53	84.50 %
143 LIC - CLASSROOM SUPPORT	8,237,518.03	5,511,565	443,947.34	1,111,643.21		4,399,921.79	79.83 %
144 NON-LIC - CLASSROOM SUPPORT	856,868.50	781,477	77,572.17	176,495.95		604,981.05	77.41 %
145 SUBSTITUTE TEACHERS	1,088,682.04	892,917	102,026.57	113,373.43		779,543.57	87.30 %
146 SUBSTITUTE NON-LIC INSTRUCT	197,331.60	1,000	14,933.82	17,833.11		16,833.11-1683.31-%	
151 OCCUPATIONAL THERAPIST	0.00	523,970	43,664.16	126,264.81		397,705.19	75.90 %
152 SPEECH/LANGUAGE PATHOLOGIST	0.00	1,343,421	118,766.50	318,141.49		1,025,279.51	76.31 %
154 SCHOOL NURSE	0.00	569,792	48,103.97	119,782.52		450,009.48	78.97 %
156 SCHOOL SOCIAL WORKER	0.00	211,414	17,893.14	44,732.85		166,681.15	78.84 %
157 SCHOOL PSYCHOLOGIST	0.00	605,464	50,777.58	126,943.95		478,520.05	79.03 %

67

OBJ FD	PRIOR YEAR	REVISED BUDGET	10/01/09 10/31/09	FISCAL YEAR 200907 EXPENDED THRU 10/31/09	ENCUMBERED THRU 10/31/09	REMAINING ON 10/31/09	PERCENT REMAINING
161 01	0.00	2,974,448	230,209.01	467,304.64		2,507,143.36	84.28 %
161 EA PERSONAL CARE ASSISTANT							
162 ONE TO ONE EA	0.00	37,311	8,274.55	11,383.79		25,927.21	69.48 %
163 EMPLOYEE INTERPRETER	0.00	6,417	120.00	120.00		6,297.00	98.12 %
165 SCHOOL COUNSELOR	0.00	700,646	57,166.93	138,631.71		562,014.29	80.21 %
170 SEC-CLERICAL-OTHER	2,815,626.24	2,913,567	239,832.14	807,112.61		2,106,454.39	72.29 %
171 TEMPORARY & OVERTIME	169,483.76	244,386	15,803.63	54,343.57		190,042.43	77.76 %
172 TECHNOLOGY SALARIES	183,072.29	187,785	26,699.50	73,125.79		114,659.21	61.05 %
174 CUSTODIAL SALARIES	3,215,072.35	3,555,942	262,486.75	1,050,062.01		2,505,879.99	70.47 %
175 CULTURAL LIASION	0.00	63,192	12,999.92	24,754.31		38,437.69	60.82 %
176 DRIVERS SALARIES	68,371.68	68,372	4,748.04	23,314.51		45,057.49	65.90 %
179 DAPE SPECIALISTS	118,920.40	124,986	12,828.24	57,070.60		67,915.40	54.33 %
185 LIC INSTR - OTHER	3,279,986.36	3,061,361	210,660.80	786,020.17		2,275,340.83	74.32 %
186 NON-LIC INSTR - OTHER	489,623.84	394,392	56,863.95	168,186.83		226,205.17	57.35 %
191 SEVERANCE PAY	530,439.51	750,000	0.00	0.00		750,000.00	100.00 %
195 CHARGEBACK SALARIES	0.00	48,000-	0.00	0.00		48,000.00-	100.00 %
199 OFFICIALS-JUDGE-TIMEKPRS	29,174.19	26,395	4,566.56	7,508.51		18,886.49	71.55 %
** TOTAL OBJ SERIES: 100-199 SALARIES AND WAGES	63,500,616.90	65,841,860	5,155,608.27	14,016,289.35		51,825,570.65	78.71 %

88

OBJ FD	PRIOR YEAR ACTUAL	REVISED BUDGET	10/01/09 10/31/09	FISCAL YEAR 200907 EXPENDED THRU 10/31/09	ENCUMBERED THRU 10/31/09	REMAINING ON 10/31/09	PERCENT REMAINING
201 01	18,404.00	33,116	5,637.75	10,525.25		22,590.75	68.21 %
201 TUITION REIMBURSEMENT							
210 FICA	4,605,560.78	4,639,589	374,364.92	1,087,860.11		3,551,728.89	76.55 %
214 PERA	868,177.39	858,595	70,996.26	220,967.41		637,627.59	74.26 %
218 TRA	2,691,433.78	2,633,192	225,928.37	626,254.81		2,006,937.19	76.21 %
220 HEALTH INSURANCE	11,248,283.61	13,210,832	1,088,908.39	2,497,786.49		10,713,045.51	81.09 %
230 LIFE INSURANCE	81,080.65	80,727	6,668.51	15,171.37		65,555.63	81.20 %
235 DENTAL INSURANCE	564,053.72	608,324	50,452.70	115,297.11		493,026.89	81.04 %
240 LONG TERM DISABILITY	377,380.03	369,168	31,137.35	71,949.21		297,218.79	80.51 %
250 TSA MATCH	518,239.13	500,603	46,408.28	128,428.17		372,174.83	74.34 %
251 HEALTH REIMBURSEMENT	9,308.01	6,400	0.00	0.00		6,400.00	100.00 %
252 HEALTH SAVINGS PLAN	1,499,208.58	0	0.00	4,019.00		4,019.00-	0.00 %
253 TSA - DISTRICT MATCH	0.00	0	0.00	4,019.00		4,019.00-	0.00 %
270 WORKERS COMP INS	236,303.28	399,298	17,690.85	99,265.18		300,032.82	75.14 %
280 REEMPLOYMENT COMP INS	109,740.66	0	0.00	29,419.32		29,419.32-	0.00 %
290 OPEB ABOVE ARC	16,224,980.43	0	0.00	0.00		0.00	0.00 %
295 EMPLOYEE BENEFITS CHGBK	0.00	12,000-	0.00	0.00		12,000.00-	100.00 %
** TOTAL OBJ SERIES: 200-299 EMPLOYEE BENEFITS	39,052,154.05	23,327,844	1,918,193.38	4,910,962.43		18,416,881.57	78.94 %

69

OBJ FD	PRIOR YEAR ACTUAL	REVISED BUDGET	10/01/09 10/31/09	FISCAL YEAR 200907 EXPENDED THRU 10/31/09	ENCUMBERED THRU 10/31/09	REMAINING ON 10/31/09	PERCENT REMAINING
300 01							
300 PURCHASED SERVICES CONTINGENCY	0.00	100,000	0.00	0.00		100,000.00	100.00 %
303 FED AWARDS UNDER \$25,000	0.00	398,145	6,784.58	8,600.58		389,544.42	97.83 %
304 CONSULTING FEES OVER \$25,000	0.00	3,593	0.00	0.00		3,593.00	100.00 %
305 PROF & TECH SERV	1,564,571.07	1,156,256	79,048.85	219,633.76	13,551.50	923,070.74	79.83 %
310 SCHOOL BOARD PER DIEM	42,600.00	42,600	3,550.00	14,200.00		28,400.00	66.66 %
319 OTHER PERSONAL SERVICES	79,114.12	162,576	21,179.64	31,260.51		131,315.49	80.77 %
320 COMMUNICATION SERVICES	312,831.02	408,340	16,458.92	136,676.07	18,562.00	253,101.93	61.98 %
321 PHONE-LONG DISTANCE	1,456.44	2,501	132.28	216.31		2,284.69	91.35 %
325 INTERDEPT POSTAGE	41,574.88	40,599	6,399.26	20,864.30		19,734.70	48.60 %
329 POSTAGE & PARCEL SERVICES	35,573.80	37,940	3,791.83-	8,473.93		29,466.07	77.66 %
330 ELECTRICITY	796,064.78	656,800	77,072.73	182,420.99		474,379.01	72.22 %
331 WATER & SEWER	215,136.80	232,700	17,425.19	47,445.79		185,254.21	79.61 %
332 FIRM GAS	133,176.52	108,650	3,458.20	7,891.93		100,758.07	92.73 %
333 INTERRUPTIBLE GAS	439,290.75	602,000	3,189.07	5,978.47		596,021.53	99.00 %
334 REFUSE REMOVAL	41,270.13	40,000	4,915.68	17,205.53		22,794.47	56.98 %
340 PROPERTY/LIABILITY INSURANCE	195,088.10	280,000	16,077.60	123,309.83		156,690.17	55.96 %
341 LIABILITY INSURANCE	0.00	120,000	0.00	0.00		120,000.00	100.00 %

70

OBJ FD	PRIOR YEAR ACTUAL	REVISED BUDGET	10/01/09 10/31/09	FISCAL YEAR 200907 EXPENDED THRU 10/31/09	ENCUMBERED THRU 10/31/09	REMAINING ON 10/31/09	PERCENT REMAINING
350 01							
350 REPAIRS/MAINT SERVICES	304,118.59	321,993	45,010.63	138,696.57	5,981.34	177,315.09	55.06 %
351 REPAIR/MAINT - BLDG	321,713.19	470,500	21,412.18	83,740.73	22,555.42	364,203.85	77.40 %
352 REPAIR/MAINT VEHICLE	29,111.05	20,000	938.14	1,238.62	2,649.52	16,111.86	80.55 %
353 REPAIR/MAINT - SITE	19,839.51	7,960	1,515.00	9,361.00	4,319.00	5,720.00-	71.85-%
357 DEAF SERVICES INTERPERTER	0.00	284	152.00	152.00		132.00	46.47 %
358 CONSULTANT INTERPERTER	0.00	7,360	12,556.50	14,282.50		6,922.50-	94.05-%
360 TRANS-CONTRACTS	46.76	201,469	92.87	132.87		201,336.13	99.93 %
361 TRANS-CONTRACTS	189,581.42	146,220	36,894.96	47,407.27		98,812.73	67.57 %
363 SNOW REMOVAL	13,257.71	12,000	0.00	0.00		12,000.00	100.00 %
365 TRANS-FUEL CHARGBACK	18,771.41	120,449	2,630.69	3,299.51		117,149.49	97.26 %
366 TRAVEL/CONFERENCES	229,031.84	206,052	13,539.13	31,294.37	10,371.14	164,386.49	79.77 %
368 FEDERAL OUT-OF-STATE TRAVEL	0.00	6,000	0.00	0.00		6,000.00	100.00 %
369 ENTRY FEES/STUDENT TRAV ALLOW	0.00	0	185.00	185.00		185.00-	0.00 %
370 RENTALS & LEASES	684,993.83	864,364	89,192.15	300,106.56	31,124.45	533,132.99	61.67 %
380 ADVERTISING	46,364.66	57,600	107.63	7,099.03		50,500.97	87.67 %
381 PRINTING-BINDING	71,004.05	110,628	6,455.21	34,638.61	2,739.51	73,249.88	66.21 %
385 INTERDEPT PRINTING	21.55	6,205	0.00	45.49-		6,250.49	100.73 %

OBJ FD	PRIOR YEAR ACTUAL	REVISED BUDGET	10/01/09 10/31/09	FISCAL YEAR 200907 EXPENDED THRU 10/31/09	ENCUMBERED THRU 10/31/09	REMAINING ON 10/31/09	PERCENT REMAINING
390 01							
390 TUITION-MN ISD	820,860.26	1,736,200	19,738.82	199,599.84		1,536,600.16	88.50 %
391 COST SHARING PAYMTS-MN ISD	23,288.85	0	0.00	0.00		0.00	0.00 %
393 SPEC ED CONTRACTED SERVICES	30,892.33	10,000	3,406.57	6,406.57		3,593.43	35.93 %
394 REGIST/ENTRY FEES	243,745.86	126,322	31,828.88	112,055.43		14,266.57	11.29 %
396 SALARIES	331,004.57	0	0.00	0.00		0.00	0.00 %
397 BENEFITS	114,900.10	0	0.00	0.00		0.00	0.00 %
398 MISC CHARGEBACK	124,500.00-	106,263-	0.00	0.00		106,263.00-	100.00 %
27 ** TOTAL OBJ SERIES: 300-399 PURCHASED SERVICES	7,265,795.95	8,718,043	537,556.53	1,813,828.99	111,853.88	6,792,360.13	77.91 %
400 SUPPLIES CONTINGENCY	0.00	65,210	0.00	0.00	71.64	65,138.36	99.89 %
401 GENERAL SUPPLIES	1,055,073.88	715,460	80,997.90	420,512.90	74,949.66	219,997.44	30.74 %
402 XEROX SUPPLIES	17,150.11	20,800	560.63	4,556.83	12,998.00	3,245.17	15.60 %
410 CUSTODIAL SUPPLIES	361,906.94	331,600	33,039.25	159,628.69	15,957.69	156,013.62	47.04 %
411 GROUNDS SUPPLIES	55,709.94	35,000	446.00	28,110.26		6,889.74	19.68 %
412 OPERATIONS UNIFORMS	16,747.20	18,000	12,643.49	12,643.49		5,356.51	29.75 %
420 REPAIR SUPPLIES	87,035.58	65,900	25,242.15	46,132.11	14,678.34	5,089.55	7.72 %
421 REPAIR PARTS - BLDG	41,479.23	93,440	5,666.44	9,733.97		83,706.03	89.58 %
422 REPAIR PARTS - VEHICLES	9,440.42	10,000	1,363.57	5,364.31	630.85	4,004.84	40.04 %

OBJ FD	PRIOR YEAR ACTUAL	REVISED BUDGET	10/01/09 10/31/09	FISCAL YEAR 200907 EXPENDED THRU 10/31/09	ENCUMBERED THRU 10/31/09	REMAINING ON 10/31/09	PERCENT REMAINING
423 01							
423 REPAIR PARTS - SITE	3,628.70	8,060	57.85	197.62		7,862.38	97.54 %
430 INSTRUCT SUPPLIES	371,848.03	381,986	38,810.84	106,053.45	20,556.33	255,376.22	66.85 %
433 INDIVID INSTR MATERIALS	149,203.12	393,183	14,093.80	22,800.78	9,419.63	360,962.59	91.80 %
437 PROPANE	3,082.22	10,000	0.00	0.00		10,000.00	100.00 %
438 FUEL OIL	28,780.19	0	1,949.39	17,536.23		17,536.23-	0.00 %
442 GAS/OIL - VEHICLES	29,805.64	26,000	0.00	0.00		26,000.00	100.00 %
450 MATERIALS FOR RESALE	77,524.83	14,134	9,662.16	19,569.73	619.50	6,055.23-	42.84-%
460 TEXT & WORKBOOKS	515,866.93	598,806	40,219.86	433,333.44	7,569.31	157,903.25	26.36 %
461 STANDARDIZED TESTS	81,756.60	99,085	0.00	88,947.97		10,137.03	10.23 %
470 MEDIA RESOURCES	128,526.00	71,077	2,652.53	36,947.30	36,558.02	2,428.32-	3.41-%
480 AUDIO VISUAL AIDS	4,452.61	2,730	60.06	357.26		2,372.74	86.91 %
489 PERIODICALS-PAPERS	16,452.50	23,712	2,168.10	18,268.30	789.78	4,653.92	19.62 %
490 FOOD	28,210.14	19,695	1,887.21	4,397.94	4,693.00	10,604.06	53.84 %
** TOTAL OBJ SERIES: 400-499 SUPPLIES AND MATR'LS	3,083,680.81	3,003,878	271,521.23	1,435,092.58	199,491.75	1,369,293.67	45.58 %
500 CAPITAL CONTINGENCY	0.00	330,337	0.00	0.00		330,337.00	100.00 %
510 SITE IMPROVEMENTS	115.00	0	0.00	672,047.36		672,047.36-	0.00 %
520 BLDG ACQUISTION & CONSTRUCTION	431,320.95	277,000	35,964.16	105,550.47	822.02	170,627.51	61.59 %

73

OBJ FD	PRIOR YEAR ACTUAL	< - - - - - REVISED BUDGET	10/01/09 10/31/09	FISCAL YEAR 200907 EXPENDED THRU 10/31/09	ENCUMBERED THRU 10/31/09	REMAINING ON 10/31/09	PERCENT REMAINING
530 01							
530 EQUIPMENT PURCHASED	306,078.44	429,148	49,089.87	173,745.89	99,087.94	156,314.17	36.42 %
535 CAPITAL LEASES	875,000.00	0	0.00	0.00		0.00	0.00 %
550 OTHER VEHICLES PURCHASED	0.00	5,000	0.00	0.00		5,000.00	100.00 %
555 TECHNOLOGY EQUIPMENT	1,071,993.05	876,584	62,667.95	634,613.49	63,100.92	178,869.59	20.40 %
556 TECH EQUIP-SP ED DIRECT INSTR	0.00	0	0.00	21,058.00	1,049.97	22,107.97-	0.00 %
580 PRINCIPAL ON CERTIFICATES	263,074.29	289,981	0.00	0.00		289,981.00	100.00 %
581 INTEREST ON CERT OF PART	186,125.47	241,994	0.00	0.00		241,994.00	100.00 %
74 589 LEASE TRANSACTONS	875,000.00-	0	0.00	0.00		0.00	0.00 %
590 OTHER CAPITAL EXPENSE	148,927.12	58,354	1,273.97	64,910.51	12,375.99	18,932.50-	32.44-%
** TOTAL OBJ SERIES: 500-599 CAPITAL EXPENDITURES	2,407,634.32	2,508,398	148,995.95	1,671,925.72	176,436.84	660,035.44	26.31 %
820 DUES,MBRSHPS,LICENSES & FEES	85,019.40	109,281	15,937.72	65,123.44	324.00	43,833.56	40.11 %
821 REGIONAL MEM DUES	398,574.00	457,856	0.00	216,029.00		241,827.00	52.81 %
896 TAXES AND SPECIAL ASSESSMENTS	29,809.62	88,000	0.00	26,193.27		61,806.73	70.23 %
** TOTAL OBJ SERIES: 800-899 OTHER EXPENDITURES	513,403.02	655,137	15,937.72	307,345.71	324.00	347,467.29	53.03 %
910 TRANSFERS TO OTHER FUNDS	781,889.58	165,891	0.00	0.00		165,891.00	100.00 %
** TOTAL OBJ SERIES: 900-999 OTHER FINANCING USES	781,889.58	165,891	0.00	0.00		165,891.00	100.00 %
*** 01 GENERAL	116,605,174.63	104,221,051	8,047,813.08	24,155,444.78	488,106.47	79,577,499.75	76.35 %
100 SALARIES	0.00	53,000	0.00	0.00		53,000.00	100.00 %

OBJ FD	PRIOR YEAR ACTUAL	REVISED BUDGET	10/01/09 10/31/09	FISCAL YEAR 200907 EXPENDED THRU 10/31/09	ENCUMBERED THRU 10/31/09	REMAINING ON 10/31/09	PERCENT REMAINING
110 ADMIN/SUPERVISION	111,096.64	154,484	7,671.42	30,685.68		123,798.32	80.13 %
170 SEC-CLERICAL-OTHER	57,389.07	46,604	3,883.68	15,534.72		31,069.28	66.66 %
171 CASUAL & OVERTIME	20,374.22	27,500	7,308.75	14,493.75		13,006.25	47.29 %
172 TECHNOLOGY SALARIES	24,562.70	15,000	1,240.00	6,544.00		8,456.00	56.37 %
175 SALARY TRANSFERS-CLERICAL	25,424.27	25,782	2,148.58	8,594.32		17,187.68	66.66 %
176 DRIVERS SALARIES	18,232.32	18,232	1,519.36	6,077.44		12,154.56	66.66 %
177 SUBSTITUTE CAFETERIA SALARIES	23,461.67	23,100	3,660.44	4,837.59		18,262.41	79.05 %
178 CAFETERIA SALARIES	1,280,248.46	1,246,930	106,149.59	217,427.60		1,029,502.40	82.56 %
195 SALARY CHARGEBACK	3,109.27-	0	0.00	0.00		0.00	0.00 %
** TOTAL OBJ SERIES: 100-199 SALARIES AND WAGES	1,557,680.08	1,610,632	133,581.82	304,195.10		1,306,436.90	81.11 %
210 FICA	114,328.87	113,525	9,853.67	22,255.44		91,269.56	80.39 %
214 PERA	99,505.56	98,708	8,669.06	19,670.06		79,037.94	80.07 %
220 HEALTH INSURANCE	320,837.94	362,000	27,909.55	60,476.67		301,523.33	83.29 %
230 LIFE INSURANCE	2,358.85	2,376	189.92	418.02		1,957.98	82.40 %
235 DENTAL INSURANCE	14,339.17	14,088	1,109.60	2,395.92		11,692.08	82.99 %
240 LONG TERM DISABILITY	7,889.96	7,878	615.86	1,412.13		6,465.87	82.07 %
250 TSA MATCH	15,901.35	15,709	1,422.13	3,181.00		12,528.00	79.75 %

75

OBJ FD	PRIOR YEAR ACTUAL	REVISED BUDGET	10/01/09 10/31/09	FISCAL YEAR 200907 EXPENDED THRU 10/31/09	ENCUMBERED THRU 10/31/09	REMAINING ON 10/31/09	PERCENT REMAINING
251 02	624.99	0	0.00	0.00		0.00	0.00 %
251 HEALTH REIMBURSEMENT	624.99	0	0.00	0.00		0.00	0.00 %
252 OPEB UP TO ARC	22,841.85	0	0.00	0.00		0.00	0.00 %
260 OTHER EMPLOYEES BENEFITS	7,297.96	6,550	806.26	2,435.62		4,114.38	62.81 %
270 WORKERS COMP INS	6,893.69	24,824	0.00	0.00		24,824.00	100.00 %
290 OPEB ABOVE ARC	255,677.57	0	0.00	0.00		0.00	0.00 %
** TOTAL OBJ SERIES: 200-299 EMPLOYEE BENEFITS	868,497.76	645,658	50,576.05	112,244.86		533,413.14	82.61 %
305 PROF & TECH SERV	2,500.00	11,000	0.00	2,010.00		8,990.00	81.72 %
320 COMMUNICATION SERVICES	184.80	0	189.49	189.49		189.49-	0.00 %
325 INTERDEPT POSTAGE	3,915.70	5,000	323.64	3,528.20		1,471.80	29.43 %
329 POSTAGE & PARCEL SERVICES	92.60	0	0.00	553.08		553.08-	0.00 %
334 REFUSE REMOVAL	33,016.27	50,000	3,932.53	13,764.39		36,235.61	72.47 %
350 REPAIR/MAINT SERVICES	30,998.78	40,000	6,486.05	9,103.07		30,896.93	77.24 %
366 TRAVEL - BUSINESS	6,797.57	10,000	378.12	870.76		9,129.24	91.29 %
380 ADVERTISING	154.30	0	162.00	162.00		162.00-	0.00 %
385 INTERDEPT PRINTING	12.16	500	0.00	4.66		495.34	99.06 %
398 MISC CHARGEBACK	108,322.51	110,000	0.00	0.00		110,000.00	100.00 %
** TOTAL OBJ SERIES: 300-399 PURCHASED SERVICES	185,994.69	226,500	11,471.83	30,185.65		196,314.35	86.67 %

79

OBJ FD	PRIOR YEAR ACTUAL	REVISED BUDGET	10/01/09 10/31/09	FISCAL YEAR 200907 EXPENDED THRU 10/31/09	ENCUMBERED THRU 10/31/09	REMAINING ON 10/31/09	PERCENT REMAINING
401 02							
401 GENERAL SUPPLIES	136,024.51	161,800	11,804.41	31,603.19	117.34	130,079.47	80.39 %
490 FOOD	1,409,204.62	1,532,100	144,480.73	285,116.04		1,246,983.96	81.39 %
491 COMMODITIES USED	152,074.84	100,000	0.00	0.00		100,000.00	100.00 %
495 MILK	198,571.55	210,810	18,945.25	18,945.25		191,864.75	91.01 %
499 WAREHOUSE INVENTORY ADJ	36,768.97	0	0.00	0.00		0.00	0.00 %
** TOTAL OBJ SERIES: 400-499 SUPPLIES AND MATR'LS	1,932,644.49	2,004,710	175,230.39	335,664.48	117.34	1,668,928.18	83.25 %
530 EQUIPMENT PURCHASE	41,849.38	30,000	0.00	46,188.45	0.01	16,188.46-	53.96-%
555 TECHNOLOGY EQUIPMENT	73,169.99	10,000	9,903.76	17,747.58	3,172.01	10,919.59-	109.19-%
** TOTAL OBJ SERIES: 500-599 CAPITAL EXPENDITURES	115,019.37	40,000	9,903.76	63,936.03	3,172.02	27,108.05-	67.77-%
820 DUES & MEMBERSHIPS	13,829.00	20,000	325.00	726.00		19,274.00	96.37 %
** TOTAL OBJ SERIES: 800-899 OTHER EXPENDITURES	13,829.00	20,000	325.00	726.00		19,274.00	96.37 %
*** 02 FOOD SERVICE	4,673,665.39	4,547,500	381,088.85	846,952.12	3,289.36	3,697,258.52	81.30 %
101 SALARIES PAYABLE	0.00	0	0.00	609.28		609.28-	0.00 %
110 ADMIN/SUPERVISION	51,778.52	51,778	4,314.88	17,259.52		34,518.48	66.66 %
144 NON-LIC SUPPORT	32,855.74	37,014	3,516.69	6,873.69		30,140.31	81.42 %
170 SEC-CLERICAL-OTHER	93,103.92	93,104	7,758.66	31,034.64		62,069.36	66.66 %
171 CASUAL & OVERTIME	3,565.30	0	924.88	5,126.23		5,126.23-	0.00 %
** TOTAL OBJ SERIES: 100-199 SALARIES AND WAGES	181,303.48	181,896	16,515.11	60,903.36		120,992.64	66.51 %
210 FICA	13,296.03	13,906	1,237.33	4,550.95		9,355.05	67.27 %

OBJ FD	PRIOR YEAR ACTUAL	REVISED BUDGET	10/01/09 TO 10/31/09	FISCAL YEAR 200907 EXPENDED THRU 10/31/09	ENCUMBERED THRU 10/31/09	REMAINING ON 10/31/09	PERCENT REMAINING
214 03							
214 PERA	11,697.41	11,907	1,083.84	3,987.24		7,919.76	66.51 %
218 TRA	302.47	303	25.20	100.80		202.20	66.73 %
220 HEALTH INSURANCE	32,733.17	34,105	3,447.89	10,887.68		23,217.32	68.07 %
230 LIFE INSURANCE	279.42	276	26.26	84.38		191.62	69.42 %
235 DENTAL INSURANCE	1,786.64	1,713	163.87	536.28		1,176.72	68.69 %
240 LONG TERM DISABILITY	1,173.05	1,180	103.94	372.44		807.56	68.43 %
250 TSA MATCH	1,457.63	1,483	144.81	472.81		1,010.19	68.11 %
270 WORKERS COMP INS	0.00	549	0.00	0.00		549.00	100.00 %
** TOTAL OBJ SERIES: 200-299 EMPLOYEE BENEFITS	62,725.82	65,422	6,233.14	20,992.58		44,429.42	67.91 %
305 PROF & TECH SERV	14,188.13	6,500	2,220.00	2,220.00		4,280.00	65.84 %
325 INTERDEPT POSTAGE	3,009.82	2,500	33.88	2,207.99		292.01	11.68 %
329 POSTAGE & PARCEL	664.72	0	0.00	0.00		0.00	0.00 %
350 REPAIRS-MAINT SERV	695.00	1,000	216.00	384.75		615.25	61.52 %
360 TRAN CONT - PUB CARR	46.76-	0	0.00	0.00		0.00	0.00 %
361 TRAN - CONTRACTS	4,671,471.32	5,052,000	164,291.94	303,370.84		4,748,629.16	93.99 %
362 EXP IN LIEU OF TRANS	131,881.20	140,000	867.00	2,184.28		137,815.72	98.43 %
363 SNOW REMOVAL	119,319.41	125,000	0.00	0.00		125,000.00	100.00 %

78

OBJ FD	PRIOR YEAR ACTUAL	REVISED BUDGET	10/01/09 10/31/09	FISCAL YEAR 200907 EXPENDED THRU 10/31/09	ENCUMBERED THRU 10/31/09	REMAINING ON 10/31/09	PERCENT REMAINING
365 03							
365 TRAN - FUEL CHGBK	23,956.76-	0	2,261.78-	3,316.71-		3,316.71	0.00 %
366 TRAVEL-BUSINESS	207.00	500	26.62	26.62		473.38	94.67 %
381 PRINTING-BINDING	1,724.00	6,500	0.00	1,521.00		4,979.00	76.60 %
385 INTERDEPT PRINTING	18.55	1,000	0.00	40.83		959.17	95.91 %
394 REGIST/ENTRY FEES	0.00	500	0.00	0.00		500.00	100.00 %
** TOTAL OBJ SERIES: 300-399 PURCHASED SERVICES	4,919,175.63	5,335,500	165,393.66	308,639.60		5,026,860.40	94.21 %
401 GENERAL SUPPLIES	12,937.51	10,000	158.22	1,895.67		8,104.33	81.04 %
7142 GAS/OIL-NOT BUILD'G	445,096.21	550,000	32,785.71	65,350.89		484,649.11	88.11 %
489 PERIODICALS-PAPERS	217.00	400	0.00	0.00		400.00	100.00 %
** TOTAL OBJ SERIES: 400-499 SUPPLIES AND MATR'LS	458,250.72	560,400	32,943.93	67,246.56		493,153.44	88.00 %
555 TECHNOLOGY EQUIPMENT	0.00	0	0.00	1,264.06		1,264.06-	0.00 %
** TOTAL OBJ SERIES: 500-599 CAPITAL EXPENDITURES	0.00	0	0.00	1,264.06		1,264.06-	0.00 %
820 DUES & MEMBERSHIPS	4,275.00	7,000	0.00	10.00		6,990.00	99.85 %
** TOTAL OBJ SERIES: 800-899 OTHER EXPENDITURES	4,275.00	7,000	0.00	10.00		6,990.00	99.85 %
*** 03 TRANSPORTATION	5,625,730.65	6,150,218	221,085.84	459,056.16		5,691,161.84	92.53 %
110 ADMIN/SUPERVISION	326,220.28	336,008	27,185.02	108,740.08		227,267.92	67.63 %
120 ECFE/SCHOOL READINESS COOR	127,542.00	124,697	10,518.46	41,858.98		82,838.02	66.43 %
140 LIC CLASSROOM	880,075.83	761,927	56,653.70	165,187.01		596,739.99	78.31 %
141 NON-LIC CLASSROOM	2,257,173.67	698,309	115,694.71	421,516.24		276,792.76	39.63 %

OBJ FD	PRIOR YEAR ACTUAL	REVISED BUDGET	10/01/09 TO 10/31/09	FISCAL YEAR 200907 EXPENDED THRU 10/31/09	ENCUMBERED THRU 10/31/09	REMAINING ON 10/31/09	PERCENT REMAINING
143 04	37,920.86	23,142	1,357.84-	2,012.36		21,129.64	91.30 %
143 LIC CLASSROOM SUPPORT							
146	62.87	0	0.00	0.00		0.00	0.00 %
146 SUBSTITUTE NON-LIC INSTRUCT							
154	0.00	25,173	2,036.68	5,091.70		20,081.30	79.77 %
154 SCHOOL NURSE							
163	0.00	0	386.43	416.43		416.43-	0.00 %
163 EMPLOYEE INTERPRETER							
170	309,777.04	328,437	25,946.42	103,785.68		224,651.32	68.40 %
170 SEC-CLERICAL-OTHER							
171	72,983.16	101,565	4,645.03	9,899.98		91,665.02	90.25 %
171 CASUAL & OVERTIME							
174	32,133.51	5,000	0.00	0.00		5,000.00	100.00 %
174 OPERATIONS SALARIES							
175	47,096.48	49,132	3,975.10	15,900.40		33,231.60	67.63 %
175 SAL TRANSFERS-CLERICAL							
176	4,558.08	4,695	379.84	1,519.36		3,175.64	67.63 %
176 DRIVERS SALARIES							
179	4,993.86	6,000	611.67	611.67		5,388.33	89.80 %
179 OTHER SALARIES							
185	41,334.17	168,628	23,806.25	56,934.55		111,693.45	66.23 %
185 LIC INSTRUCT - OTHER							
186	18,055.63	1,408,659	60,749.46	308,715.21		1,099,943.79	78.08 %
186 NON-LIC INSTR - OTHER							
195	0.00	48,000	0.00	0.00		48,000.00	100.00 %
195 CHARGEBACK SALARIES							
** TOTAL OBJ SERIES: 100-199 SALARIES AND WAGES	4,159,927.44	4,089,372	331,230.93	1,242,189.65		2,847,182.35	69.62 %
201	11,235.00	1,200	0.00	137.50		1,062.50	88.54 %
201 TUITION REIMB							
210	300,677.05	302,731	23,868.05	90,261.29		212,469.71	70.18 %
210 FICA							
214	171,844.80	180,848	14,036.53	51,048.20		129,799.80	71.77 %
214 PERA							

08

OBJ FD	PRIOR YEAR ACTUAL	REVISED BUDGET	10/01/09 10/31/09	FISCAL YEAR 200907 EXPENDED THRU 10/31/09	ENCUMBERED THRU 10/31/09	REMAINING ON 10/31/09	PERCENT REMAINING
218 04							
218 TRA	66,361.75	70,149	5,535.98	19,613.54		50,535.46	72.04 %
220 HEALTH INSURANCE	603,882.34	707,993	58,013.57	198,958.83		509,034.17	71.89 %
230 LIFE INSURANCE	3,632.40	3,734	305.64	995.26		2,738.74	73.34 %
235 DENTAL INSURANCE	32,070.51	33,602	2,646.54	8,919.18		24,682.82	73.45 %
240 LONG TERM DISABILITY	18,851.92	18,861	1,505.50	5,072.39		13,788.61	73.10 %
250 TSA MATCH	19,952.15	19,716	1,562.32	5,714.34		14,001.66	71.01 %
251 HEALTH REIMBURSEMENT	0.00	400	0.00	0.00		400.00	100.00 %
252 OPEB UP TO ARC	57,949.58	0	0.00	0.00		0.00	0.00 %
270 WORKERS COMP INS	18,590.32	23,541	0.00	0.00		23,541.00	100.00 %
290 OPEB ABOVE ARC	636,862.13	0	0.00	0.00		0.00	0.00 %
295 EMPLOYEE BENEFITS	0.00	12,000	0.00	0.00		12,000.00	100.00 %
** TOTAL OBJ SERIES: 200-299 EMPLOYEE BENEFITS	1,941,909.95	1,374,775	107,474.13	380,720.53		994,054.47	72.30 %
305 PROF & TECH SERVICES	467,560.17	504,591	29,654.60	106,818.07		397,772.93	78.83 %
319 OTHER PERS SERV	293.60	1,000	89.25	264.75		735.25	73.52 %
320 COMMUNICATION SERVICES	4,410.61	17,950	245.41	758.84		17,191.16	95.77 %
325 INTERDEPT POSTAGE	14,868.72	13,710	2,499.88	7,297.32		6,412.68	46.77 %
329 POSTAGE & PARCEL	236.31	5,250	104.16	104.16		5,145.84	98.01 %

81

OBJ FD	PRIOR YEAR ACTUAL	REVISED BUDGET	10/01/09 10/31/09	FISCAL YEAR 200907 EXPENDED THRU 10/31/09	ENCUMBERED THRU 10/31/09	REMAINING ON 10/31/09	PERCENT REMAINING
330 04							
330 ELECTRICITY	48,476.08	55,000	4,951.71	15,577.12		39,422.88	71.67 %
331 WATER & SEWER	3,586.42	5,000	320.49	682.97		4,317.03	86.34 %
332 NATURAL GAS	15,970.40	30,000	150.24	450.79		29,549.21	98.49 %
334 REFUSE REMOVAL	8,254.03	8,000	983.13	3,441.09		4,558.91	56.98 %
350 REPAIRS-MAINT SERV	79,134.50	68,213	16,780.57	29,247.76		38,965.24	57.12 %
361 TRANS CONTRACTS	44,256.74	33,500	7,392.44	27,855.74		5,644.26	16.84 %
365 TRANS FUEL CHGBK	5,185.35	5,400	37.83	1,262.02		4,137.98	76.62 %
366 TRAVEL-BUSINESS	8,155.61	11,550	986.66	1,152.60		10,397.40	90.02 %
370 RENTALS & LEASES	17,327.43	17,914	865.10	2,657.94		15,256.06	85.16 %
380 ADVERTISING	471.45	3,100	0.00	0.00	1,035.00	2,065.00	66.61 %
381 PRINTING-BINDING	96,076.27	117,720	7,202.31	43,875.17	741.02	73,103.81	62.09 %
394 REGIST/ENTRY FEES	70,724.22	71,815	4,781.52	25,052.94		46,762.06	65.11 %
398 MISC CHARGEBACK	14,500.00	0	0.00	0.00		0.00	0.00 %
** TOTAL OBJ SERIES: 300-399 PURCHASED SERVICES	899,487.91	969,713	77,045.30	266,499.28	1,776.02	701,437.70	72.33 %
401 GENERAL SUPPLIES	138,727.15	95,925	14,613.60	48,524.01	2,570.29	44,830.70	46.73 %
430 INSTRUCT SUPPLIES	6,101.55	5,500	2,930.17	8,970.69		3,470.69-	63.10-%
433 INDIVID INSTR MAT	5,414.25	7,800	1,669.88	2,724.40		5,075.60	65.07 %

82

OBJ FD	PRIOR YEAR ACTUAL	REVISED BUDGET	10/01/09 10/31/09	FISCAL YEAR 200907 EXPENDED THRU 10/31/09	ENCUMBERED THRU 10/31/09	REMAINING ON 10/31/09	PERCENT REMAINING
450 04							
450 MATERIALS FOR RESALE	7,979.42	7,000	360.42	1,164.73	1,222.40	4,612.87	65.89 %
460 TEXT & WORKBOOKS	53,471.14	46,800	345.69	5,421.26	121.18	41,257.56	88.15 %
461 STANDARDIZED TESTS	0.00	6,000	675.00	675.00		5,325.00	88.75 %
489 PERIODICALS-PAPERS	77.72	1,350	0.00	90.51		1,259.49	93.29 %
490 FOOD	163,213.59	146,550	7,288.54	24,144.79		122,405.21	83.52 %
495 MILK	11,342.31	4,500	786.98	4,176.14		323.86	7.19 %
** TOTAL OBJ SERIES: 400-499 SUPPLIES AND MATR'LS	386,327.13	321,425	28,670.28	95,891.53	3,913.87	221,619.60	68.94 %
530 EQUIP PURCH - NEW	6,479.23	12,000	256.00	6,588.00	440.00	4,972.00	41.43 %
555 TECHNOLOGY EQUIPMENT	2,129.94	4,500	144.97	144.97		4,355.03	96.77 %
590 OTHER CAP [SOFTWARE]	165.90	4,800	2,097.20	2,097.20		2,702.80	56.30 %
** TOTAL OBJ SERIES: 500-599 CAPITAL EXPENDITURES	8,775.07	21,300	2,498.17	8,830.17	440.00	12,029.83	56.47 %
820 DUES & MEMBERSHIPS	4,555.00	6,850	842.50	854.17		5,995.83	87.53 %
899 MISC EXPENSES	0.00	500	0.00	0.00		500.00	100.00 %
** TOTAL OBJ SERIES: 800-899 OTHER EXPENDITURES	4,555.00	7,350	842.50	854.17		6,495.83	88.37 %
*** 04 COMMUNITY SERVICE	7,400,982.50	6,783,935	547,761.31	1,994,985.33	6,129.89	4,782,819.78	70.50 %
195 SALARY CHAGEBACK	3,109.27	0	0.00	0.00		0.00	0.00 %
** TOTAL OBJ SERIES: 100-199 SALARIES AND WAGES	3,109.27	0	0.00	0.00		0.00	0.00 %
305 PROF & TECH SERV	1,588,148.74	0	62,497.52	217,005.21		217,005.21-	0.00 %
398 SERVICES CHARGEBACK	1,677.49	0	0.00	0.00		0.00	0.00 %
** TOTAL OBJ SERIES: 300-399 PURCHASED SERVICES	1,589,826.23	0	62,497.52	217,005.21		217,005.21-	0.00 %

OBJ FD	PRIOR YEAR ACTUAL	REVISED BUDGET	10/01/09 TO 10/31/09	FISCAL YEAR 200907 EXPENDED THRU 10/31/09	ENCUMBERED THRU 10/31/09	REMAINING ON 10/31/09	PERCENT REMAINING
398 06							
520 BUILDING CONSTRUCTION	14,896,474.76	14,200,080	2,137,022.40	8,612,191.33	62,662.21	5,525,226.46	38.90 %
** TOTAL OBJ SERIES: 500-599 CAPITAL EXPENDITURES	14,896,474.76	14,200,080	2,137,022.40	8,612,191.33	62,662.21	5,525,226.46	38.90 %
*** 06 CAPITAL PROJECTS	16,489,410.26	14,200,080	2,199,519.92	8,829,196.54	62,662.21	5,308,221.25	37.38 %
710 BOND, PRINCIPAL	3,470,000.00	3,750,000	0.00	0.00		3,750,000.00	100.00 %
720 BOND, INTEREST	3,281,115.83	4,019,672	0.00	1,618,891.26		2,400,780.74	59.72 %
790 OTHER DEBT SERV EXP	2,950.00	5,500	0.00	450.00		5,050.00	91.81 %
** TOTAL OBJ SERIES: 700-799 DEBT SERVICE	6,754,065.83	7,775,172	0.00	1,619,341.26		6,155,830.74	79.17 %
*** 07 DEBT SERVICE	6,754,065.83	7,775,172	0.00	1,619,341.26		6,155,830.74	79.17 %
899 OTHER EMPLOYEE BENEFITS	854,633.67	925,000	91,775.68	268,480.03		656,519.97	70.97 %
** TOTAL OBJ SERIES: 200-299 EMPLOYEE BENEFITS	854,633.67	925,000	91,775.68	268,480.03		656,519.97	70.97 %
*** 08 FLEX BENEFIT FUND	854,633.67	925,000	91,775.68	268,480.03		656,519.97	70.97 %
401 GENERAL SUPPLIES	39.50	0	0.00	0.00		0.00	0.00 %
** TOTAL OBJ SERIES: 400-499 SUPPLIES AND MATR'LS	39.50	0	0.00	0.00		0.00	0.00 %
898 STUDENT SCHOLARSHIPS	45,050.00	42,000	0.00	10,966.25		31,033.75	73.88 %
899 STUDENT SCHOLARSHIPS	2,500.00	0	0.00	2,000.00		2,000.00	0.00 %
** TOTAL OBJ SERIES: 800-899 OTHER EXPENDITURES	47,550.00	42,000	0.00	12,966.25		29,033.75	69.12 %
*** 09 SCHOLARSHIP FUND	47,589.50	42,000	0.00	12,966.25		29,033.75	69.12 %
235 DENTAL INSURANCE	5,299.80	5,999	0.00	822.50		5,176.50	86.28 %
291 CONTINUING EMPLOYEE BENEFITS	88,585.44	105,873	0.00	16,012.58		89,860.42	84.87 %
** TOTAL OBJ SERIES: 200-299 EMPLOYEE BENEFITS	93,885.24	111,872	0.00	16,835.08		95,036.92	84.95 %
*** 10 PRIN EARLY RET INS FUND	93,885.24	111,872	0.00	16,835.08		95,036.92	84.95 %

8

OBJ FD	PRIOR YEAR ACTUAL	REVISED BUDGET	10/01/09 TO 10/31/09	FISCAL YEAR 200907 EXPENDED THRU 10/31/09	ENCUMBERED THRU 10/31/09	REMAINING ON 10/31/09	PERCENT REMAINING
299 20							
299 DENTAL CLAIMS	815,808.80	828,000	46,106.11	319,474.53		508,525.47	61.41 %
** TOTAL OBJ SERIES: 200-299 EMPLOYEE BENEFITS	815,808.80	828,000	46,106.11	319,474.53		508,525.47	61.41 %
305 PROF & TECH SERV	81,229.67	72,000	6,580.28	26,296.26		45,703.74	63.47 %
** TOTAL OBJ SERIES: 300-399 PURCHASED SERVICES	81,229.67	72,000	6,580.28	26,296.26		45,703.74	63.47 %
*** 20 ISF - DENTAL	897,038.47	900,000	52,686.39	345,770.79		554,229.21	61.58 %
191 SEVERANCE PAY	530,439.51	1,150,000	0.00	8,038.00-		1,158,038.00	100.69 %
192 CHANGE TO OPEB SEV LIABILITY	304,706.88-	0	0.00	0.00		0.00	0.00 %
** TOTAL OBJ SERIES: 100-199 SALARIES AND WAGES	225,732.63	1,150,000	0.00	8,038.00-		1,158,038.00	100.69 %
0210 FICA	0.00	87,975	0.00	0.00		87,975.00	100.00 %
220 HEALTH INSURANCE	0.00	639,886	0.00	125,500.44		514,385.56	80.38 %
230 LIFE INSURANCE	0.00	0	0.00	15.00		15.00-	0.00 %
235 DENTAL INSURANCE	0.00	4,573	0.00	967.32		3,605.68	78.84 %
** TOTAL OBJ SERIES: 200-299 EMPLOYEE BENEFITS	0.00	732,434	0.00	126,482.76		605,951.24	82.73 %
*** 21 ISF - POST RETIREMENT BENEFIT	225,732.63	1,882,434	0.00	118,444.76		1,763,989.24	93.70 %
910 TRANSFERS TO OTHER FUNDS	2,595,313.32	0	0.00	0.00		0.00	0.00 %
** TOTAL OBJ SERIES: 900-999 OTHER FINANCING USES	2,595,313.32	0	0.00	0.00		0.00	0.00 %
*** 22 ISF - HEALTH SELECT 105	2,595,313.32	0	0.00	0.00		0.00	0.00 %
220 HEALTH INSURANCE	1,865,823.64	0	0.00	0.00		0.00	0.00 %
230 LIFE INSURANCE	53,263.32	0	0.00	0.00		0.00	0.00 %
235 DENTAL INSURANCE	41,831.64	0	0.00	0.00		0.00	0.00 %
** TOTAL OBJ SERIES: 200-299 EMPLOYEE BENEFITS	1,960,918.60	0	0.00	0.00		0.00	0.00 %

OBJ FD	PRIOR YEAR	REVISED BUDGET	10/01/09 10/31/09	FISCAL YEAR 200907 EXPENDED THRU 10/31/09	ENCUMBERED THRU 10/31/09	REMAINING ON 10/31/09	PERCENT REMAINING
305 25							
305 PROF & TECH SERV	0.00	0	0.00	41.66		41.66-	0.00 %
** TOTAL OBJ SERIES: 300-399 PURCHASED SERVICES	0.00	0	0.00	41.66		41.66-	0.00 %
*** 25 OPEB REVOCABLE TRUST	1,960,918.60	0	0.00	41.66		41.66-	0.00 %
*** REPORT TOTALS:	164,224,140.69	147,539,262	11,541,731.07	38,667,514.76	560,187.93	108,311,559.31	73.41 %

**BURNSVILLE-EAGAN-SAVAGE**

**Independent School District 191**

**DISTRICT EXPENDITURES**

**BY**

**PROGRAM/DEPARTMENT**

**WITHIN FUND**

**October, 2009**

ACCT STATUS: Active and Next Year Accts ACCOUNT RANGES: 01- TO 99-999  
 ZERO BALANCES: Suppress Zero Balances  
 SORTED BY: ACCOUNT FD PRG  
 SUBTOTALLED BY: ACCOUNT FD PRG  
 SERIES TOTALS: ACCOUNT PRG  
 PAGE BREAK ON: <None Selected>

PRG FD	PRIOR YEAR ACTUAL	REVISD BUDGET	10/01/09 10/31/09	FISCAL YEAR 200907 EXPENDED THRU 10/31/09	ENCUMBERED THRU 10/31/09	REMAINING ON 10/31/09	PERCENT REMAINING
010 01							
010 BOARD OF EDUCATION	94,547.89	104,439	16,556.56	47,499.21		56,939.79	54.51 %
020 SUPERINTENDENT	438,754.64	367,532	30,658.87	127,169.11		240,362.89	65.39 %
030 ASSIST SUP'T	248,871.79	161,821	5,316.86	20,896.22	33.28	140,891.50	87.06 %
050 SCHOOL ADMINISTRATION	5,358,631.40	4,367,051	347,319.73	1,259,138.41	43,374.42	3,064,538.17	70.17 %
** TOTAL PRG SERIES: 000-099 ADMINISTRATION	6,140,805.72	5,000,843	399,852.02	1,454,702.95	43,407.70	3,502,732.35	70.04 %
00105 GEN ADMIN SUPPORT	205,134.10	166,772	9,898.76	58,033.81	3,968.38	104,769.81	62.82 %
107 OTH ADMIN SUPPORT	26,840.64	0	0.00	0.00		0.00	0.00 %
110 BUSINESS SERVICES	1,542,190.75	1,374,855	122,176.27	483,423.15	2,513.72	888,918.13	64.65 %
130 COMMUNITY RELATIONS	302,262.51	352,544	24,496.31	111,872.79	18,395.00	222,276.21	63.04 %
140 DATA PROCESSING	679,418.12	754,555	24,159.30	311,455.31	5,171.25	437,928.44	58.03 %
150 LEGAL SERVICES	20,772.20	0	0.00	1,527.00		1,527.00-	0.00 %
160 HUMAN RESOURCES	657,228.37	626,694	62,650.67	225,869.16	3,966.42	396,858.42	63.32 %
170 PRINTING	44,113.15	38,500	2,747.46-	13,046.18		25,453.82	66.11 %
180 CENSUS	26,189.09	28,603	1,920.02	7,502.94		21,100.06	73.76 %
195 COMMUNITY PARTNERSHIP	480.00	3,000	30.00	60.00		2,940.00	98.00 %

PRG FD	PRIOR YEAR ACTUAL	REVISED BUDGET	10/01/09 10/31/09	FISCAL YEAR 200907 EXPENDED THRU 10/31/09	ENCUMBERED THRU 10/31/09	REMAINING ON 10/31/09	PERCENT REMAINING
197 01	35,799.59	1,700	5,557.44	24,349.98	1,220.54	23,870.52	140.14-%
199 SCHOOL ELECTIONS	6,727.34	0	0.00	0.00		0.00	0.00 %
** TOTAL PRG SERIES: 100-199 DIST. SUPPORT SERV.	3,547,155.86	3,347,223	248,141.31	1,237,140.32	35,235.31	2,074,847.37	61.98 %
201 KINDERGARTEN	1,548,282.84	1,496,092	126,917.17	311,948.55	443.96	1,183,699.49	79.11 %
202 PRIMARY (1-3)	6,994,170.53	8,152,409	691,403.73	1,677,200.87	1,806.82	6,473,401.31	79.40 %
203 INTERMEDIATE (4-6)	14,964,092.56	10,084,397	809,749.93	2,066,667.70	3,391.30	8,014,338.00	79.47 %
204 TITLE II TEACHER TRAINING	447,441.33	353,268	26,739.81	63,450.27		289,817.73	82.03 %
205 TITLE III - LEP	122,516.81	166,112	19,721.37	38,672.90	43.00	127,396.10	76.69 %
206 TITLE IV SAFE & DRUG FREE	2,669.00	0	0.00	0.00		0.00	0.00 %
208 ELE/SEC MIDDLE SCH'L	12,701.47	8,728	427.46	803.61		7,924.39	90.79 %
210 TECHNOLOGY GRANT	0.00	1,187	0.00	0.00		1,187.00	100.00 %
211 SECONDARY ED-GENERAL	8,438,092.03	3,545,486	233,223.54	934,092.40	19,541.83	2,591,851.77	73.10 %
212 ART	785,957.31	800,596	81,940.03	186,384.53	1,590.76	612,620.71	76.52 %
215 BUSINESS	63,349.27	64,690	5,285.02	13,167.13		51,522.87	79.64 %
216 TITLE I EDUCATIONALLY DISADVAN	1,176,410.00	1,575,034	122,683.09	297,238.64	14,082.22	1,263,713.14	80.23 %
217 ASSURANCE OF MASTERY	232,535.18	278,866	21,135.54	56,485.01		222,380.99	79.74 %
218 SCHOOL ENRICHMENT PROG	654,297.86	677,511	42,412.51	100,461.78	128.94	576,920.28	85.15 %

88

PRG FD	PRIOR YEAR ACTUAL	REVISED BUDGET	10/01/09 10/31/09	FISCAL YEAR 200907 EXPENDED THRU 10/31/09	ENCUMBERED THRU 10/31/09	REMAINING ON 10/31/09	PERCENT REMAINING
219 01							
219 ESL	2,673,006.01	2,759,976	228,340.41	541,208.92		2,218,767.08	80.39 %
220 LANGUAGE ARTS	2,621,601.53	2,646,810	239,215.09	613,680.29	801.16	2,032,328.55	76.78 %
230 WORLD LANGUAGES	1,118,315.31	1,040,448	86,248.05	224,917.73	56.87	815,473.40	78.37 %
240 PHY ED-HEALTH-REC	2,135,847.02	2,005,918	181,308.25	432,079.68	990.44	1,572,847.88	78.41 %
250 FAMILY LIVING SCIENCE	158,935.11	139,486	12,978.00	29,844.80	576.30	109,064.90	78.19 %
255 INDUSTRIAL EDUCATION	382,594.98	406,431	36,830.31	85,399.13	5,357.67	315,674.20	77.66 %
256 MATHEMATICS	2,408,737.83	2,440,044	211,590.43	527,676.25	1,287.71	1,911,080.04	78.32 %
258 MUSIC	1,698,110.69	1,621,111	164,666.22	381,367.45	59,277.88	1,180,465.67	72.81 %
260 NATURAL SCIENCES	3,020,383.76	3,074,362	275,814.82	684,529.49	1,236.24	2,388,596.27	77.69 %
270 SOCIAL STUDIES	2,628,272.68	2,676,559	218,050.61	529,708.21	2,724.72	2,144,126.07	80.10 %
280 OTH REG INSTRUCTIONAL SEC	0.00	1,400,000	0.00	0.00		1,400,000.00	100.00 %
291 CO-CURRICULAR	563,833.57	514,778	57,322.44	211,151.48	31,737.41	271,889.11	52.81 %
292 BOYS/GIRLS ATHLETICS	360,826.61	296,016	37,347.40	151,150.76	99.83	144,765.41	48.90 %
294 BOYS ATHLETICS	439,928.68	418,106	68,973.61	142,603.85	6,032.08	269,470.07	64.45 %
296 GIRLS ATHLETICS	404,189.86	400,909	64,464.37	139,385.43	6,382.84	255,140.73	63.64 %
** TOTAL PRG SERIES: 200-299 REGULAR INSTRUCTION	56,057,099.83	49,045,330	4,064,789.21	10,441,276.86	157,589.98	38,446,463.16	78.38 %
311 DISTRIBUTIVE EDUCATION	27,003.21	0	1,922.93	3,012.53	610.21	3,622.74-	0.00 %

06

PRG FD	PRIOR YEAR ACTUAL	REVISED BUDGET	10/01/09 10/31/09	FISCAL YEAR 200907 EXPENDED THRU 10/31/09	ENCUMBERED THRU 10/31/09	REMAINING ON 10/31/09	PERCENT REMAINING
331 01	369,693.75	292,510	23,023.97	56,557.20	4,769.78	231,183.02	79.03 %
341	142,906.94	149,297	11,201.85	27,019.07	243.80	122,034.13	81.73 %
351	13,966.75	17,152	1,112.80	4,927.62	1,175.00	11,049.38	64.42 %
361	132,681.38	133,453	11,146.26	26,653.47		106,799.53	80.02 %
380	627,203.11	640,408	55,676.84	138,333.38		502,074.62	78.39 %
399	521,632.17	354,168	15,977.22	160,538.23		193,629.77	54.67 %
** TOTAL PRG SERIES: 300-399 VOCATIONAL INSTRUC.	1,835,087.31	1,586,988	120,061.87	417,041.50	6,798.79	1,163,147.71	73.29 %
400	3,939,293.15	0	12,257.87	13,877.50	800.00	14,677.50-	0.00 %
401	1,245,566.31	1,230,282	111,804.27	269,859.55		960,422.45	78.06 %
402	836,416.21	1,066,186	88,850.40	204,484.35		861,701.65	80.82 %
403	1,267,845.50	1,373,797	90,841.28	197,654.55	284.00	1,175,858.45	85.59 %
404	476,312.45	445,534	29,411.26	56,871.56		388,662.44	87.23 %
405	141,544.16	374,100	0.00	0.00		374,100.00	100.00 %
406	253,146.84	72,165	4,236.17	8,381.26		63,783.74	88.38 %
407	3,695,574.20	3,282,662	248,661.14	590,040.87	4,430.20	2,688,190.93	81.89 %
408	4,672,850.15	4,098,655	346,489.67	815,162.68	1,185.93	3,282,306.39	80.08 %
410	405,470.92	479,364	25,531.56	54,616.13	1,425.00	423,322.87	88.30 %

96

PRG FD	PRIOR YEAR ACTUAL	REVISED BUDGET	10/01/09 10/31/09	FISCAL YEAR 200907 EXPENDED THRU 10/31/09	ENCUMBERED THRU 10/31/09	REMAINING ON 10/31/09	PERCENT REMAINING
411 01							
411 AUTISTIC	2,350,076.06	2,350,877	196,040.56	439,536.49	464.90	1,910,875.61	81.28 %
412 EARLY CHILDHOOD SPEC EDUCATION	3,223,171.18	2,949,851	228,532.60	648,090.74	2,384.56	2,299,375.70	77.94 %
416 SEVERELY MULTIPLY IMPAIRED	6,716.39	200,000	0.00	0.00		200,000.00	100.00 %
420 SPECIAL ED-GENERAL	2,146,242.82	3,684,635	158,492.51	637,246.35	12,629.86	3,034,758.79	82.36 %
430 HOMEBOUND	43,606.25	41,326	3,418.20	8,961.56		32,364.44	78.31 %
472 SP ED - HEALTH SERVICES	389,903.61	395,321	33,532.77	82,495.99		312,825.01	79.13 %
473 SP ED - PSYCHOLOGICAL SERV	844,581.55	819,682	70,231.65	166,834.61		652,847.39	79.64 %
474 SP ED - SOCIAL WORK	0.00	0	13.47	13.47		13.47-	0.00 %
** TOTAL PRG SERIES: 400-499 SPECIAL ED INSTRUCT.	25,938,317.75	22,864,437	1,648,345.38	4,194,127.66	23,604.45	18,646,704.89	81.55 %
520 BALC - DIPLOMA	105,861.65	148,713	3,638.33	72,747.79		75,965.21	51.08 %
** TOTAL PRG SERIES: 500-599 COMMUNITY ED & SERV	105,861.65	148,713	3,638.33	72,747.79		75,965.21	51.08 %
600 INSTRUCT SUPPORT	718,219.40	0	0.00	0.00		0.00	0.00 %
605 GENERAL INSTRUCT SUPPORT	1,191,012.26	1,293,369	110,864.32	396,687.62		896,681.38	69.32 %
610 CURR CONSULT/DEVELOP	1,632,051.04	1,764,856	111,940.23	301,702.58	30,188.54	1,432,964.88	81.19 %
620 EDUCATIONAL MEDIA	913,050.98	856,564	72,467.07	220,570.04	32,192.20	603,801.76	70.49 %
640 STAFF DEVELOPMENT	2,382,621.68	2,795,761	151,588.10	299,286.18	904.42	2,495,570.40	89.26 %
680 COMP ASSIST INSTRUCT	1,270,890.02	1,483,906	101,790.28	563,274.96	40,956.58	879,674.46	59.28 %

92

PRG FD	PRIOR YEAR ACTUAL	REVISED BUDGET	10/01/09 10/31/09	FISCAL YEAR 200907 EXPENDED THRU 10/31/09	ENCUMBERED THRU 10/31/09	REMAINING ON 10/31/09	PERCENT REMAINING
690 01							
690 OTHR INSTR SUPP SERV	43,533.42	48,600	4,798.11	9,135.63		39,464.37	81.20 %
** TOTAL PRG SERIES: 600-699 INSTRUC SUPPORT SERV	8,151,378.80	8,243,056	553,448.11	1,790,657.01	104,241.74	6,348,157.25	77.01 %
710 COUNSELING/GUIDANCE	1,545,601.22	1,145,425	96,156.82	253,553.43	667.00	891,204.57	77.80 %
720 HEALTH SERVICES	1,083,308.99	900,996	79,415.82	194,846.11		706,149.89	78.37 %
730 PSYCHOLOGICAL SERV	0.00	300	0.00	0.00		300.00	100.00 %
740 ATTEND/SOC WORK SERV	486,729.19	451,505	514.79	41,819.65		409,685.35	90.73 %
760 PUPIL TRANSPORTATION	25,173.12	108,000	0.00	0.00		108,000.00	100.00 %
770 FOOD SERVICES	1,025.00	0	0.00	0.00		0.00	0.00 %
780 ALCOHOL/DRUG PREV PRG	25,779.29	34,552	110.35	2,394.72		32,157.28	93.06 %
790 OTHER PUPIL SUPPORT SERVICES	365,683.20	284,216	34,902.48	163,459.40	11,412.90	109,343.70	38.47 %
791 DIVERSITY/PEER LDRSHP	0.00	0	780.45	1,570.67		1,570.67-	0.00 %
792 PUPIL APPRAISAL	221,831.52	224,654	29,656.02	165,714.58		58,939.42	26.23 %
** TOTAL PRG SERIES: 700-799 PUPIL SUPPORT SERV	3,755,131.53	3,149,648	241,536.73	823,358.56	12,079.90	2,314,209.54	73.47 %
810 OPERATIONS	7,324,474.22	7,136,916	535,044.15	2,653,546.34	34,167.97	4,449,201.69	62.34 %
811 MAINTENANCE	1,078,317.84	1,207,264	110,765.16	424,365.87	49,987.13	732,911.00	60.70 %
850 FACILITIES	1,625,243.44	1,824,742	106,965.80	425,537.84	20,993.50	1,378,210.66	75.52 %
** TOTAL PRG SERIES: 800-899 SITE,BUILDINGS,EQUIP	10,028,035.50	10,168,922	752,775.11	3,503,450.05	105,148.60	6,560,323.35	64.51 %
910 DEBT RED-BOND'D DEBT	69,323.00	0	0.00	0.00		0.00	0.00 %

96

PRG FD	PRIOR YEAR ACTUAL	REVISED BUDGET	10/01/09 TO 10/31/09	FISCAL YEAR 200907 EXPENDED THRU 10/31/09	ENCUMBERED THRU 10/31/09	REMAINING ON 10/31/09	PERCENT REMAINING
930 01							
930 EMPLOYEE BENEFITS	0.00	0	852.59-	97,632.25		97,632.25-	0.00 %
940 PROPERTY & OTHER INS	195,088.10	500,000	16,077.60	123,309.83		376,690.17	75.33 %
950 TRANSFERS	781,889.58	165,891	0.00	0.00		165,891.00	100.00 %
** TOTAL PRG SERIES: 900-999 FISCAL & OTHER FIXED	1,046,300.68	665,891	15,225.01	220,942.08		444,948.92	66.82 %
*** 01 GENERAL	116,605,174.63	104,221,051	8,047,813.08	24,155,444.78	488,106.47	79,577,499.75	76.35 %
770 FOOD SERVICES	4,673,665.39	4,547,500	381,088.85	846,952.12	3,289.36	3,697,258.52	81.30 %
** TOTAL PRG SERIES: 700-799 PUPIL SUPPORT SERV	4,673,665.39	4,547,500	381,088.85	846,952.12	3,289.36	3,697,258.52	81.30 %
*** 02 FOOD SERVICE	4,673,665.39	4,547,500	381,088.85	846,952.12	3,289.36	3,697,258.52	81.30 %
760 PUPIL TRANSPORTATION	5,625,730.65	6,150,218	221,085.84	458,359.16		5,691,858.84	92.54 %
** TOTAL PRG SERIES: 700-799 PUPIL SUPPORT SERV	5,625,730.65	6,150,218	221,085.84	458,359.16		5,691,858.84	92.54 %
930 EMPLOYEE BENEFITS	0.00	0	0.00	697.00		697.00-	0.00 %
** TOTAL PRG SERIES: 900-999 FISCAL & OTHER FIXED	0.00	0	0.00	697.00		697.00-	0.00 %
*** 03 TRANSPORTATION	5,625,730.65	6,150,218	221,085.84	459,056.16		5,691,161.84	92.53 %
505 COMM SERV - GENERAL	988,422.93	326,072	23,280.36	105,526.91	2,296.01	218,249.08	66.93 %
510 ADULT EDUCATION	304,451.98	369,002	23,648.88	73,859.96		295,142.04	79.98 %
511 ADULT RECREATION	10,184.10	13,774	1,042.87	1,145.00		12,629.00	91.68 %
520 ADULT BASIC ED	483,876.69	487,623	45,721.04	151,796.20	64.62	335,762.18	68.85 %
550 PRESCHOOL	208,327.89	234,331	22,123.46	49,914.89	279.13	184,136.98	78.57 %
551 ELEMENTARY	315,493.28	391,571	17,846.02	93,791.37	674.50	297,105.13	75.87 %
552 SECONDARY	96,445.17	152,585	9,922.46	48,618.23		103,966.77	68.13 %

94

PRG FD	PRIOR YEAR ACTUAL	REVISED BUDGET	10/01/09 10/31/09	FISCAL YEAR 200907 EXPENDED THRU 10/31/09	ENCUMBERED THRU 10/31/09	REMAINING ON 10/31/09	PERCENT REMAINING
553 04	44,992.83	0	32.45	45,522.44		45,522.44-	0.00 %
553 GTI GIFTED/TALENTED							
560 RECREATION	162,133.49	153,284	15,350.33	72,895.08		80,388.92	52.44 %
570 PROJECT KIDS	2,314,429.76	2,156,437	179,876.30	680,088.86		1,476,348.14	68.46 %
571 PROJ KIDS - PRESCHOOL	1,199,444.32	1,176,907	96,503.33	333,100.40	168.53	843,638.07	71.68 %
580 EARLY CHILD & FAMILY ED	540,986.03	538,413	53,995.45	145,631.13	720.91	392,060.96	72.81 %
582 SCHOOL READINESS	112,619.94	117,303	8,492.46	28,554.09	82.21	88,666.70	75.58 %
583 PRESCHOOL SCREENING	53,508.01	0	753.08	3,947.32		3,947.32-	0.00 %
585 YOUTH DEV/SERV	58,630.69	62,194	5,739.48	19,593.54		42,600.46	68.49 %
586 AFTER SCHOOL ENRICHMENT	60,902.77	55,904	3,739.99	10,512.81	500.40	44,890.79	80.29 %
590 OTHER COMM SERVICES	446,132.62	548,535	39,693.35	130,487.10	1,343.58	416,704.32	75.96 %
** TOTAL PRG SERIES: 500-599 COMMUNITY ED & SERV	7,400,982.50	6,783,935	547,761.31	1,994,985.33	6,129.89	4,782,819.78	70.50 %
*** 04 COMMUNITY SERVICE	7,400,982.50	6,783,935	547,761.31	1,994,985.33	6,129.89	4,782,819.78	70.50 %
850 FACILITIES	16,489,410.26	14,200,080	2,199,519.92	8,829,196.54	62,662.21	5,308,221.25	37.38 %
** TOTAL PRG SERIES: 800-899 SITE,BUILDINGS,EQUIP	16,489,410.26	14,200,080	2,199,519.92	8,829,196.54	62,662.21	5,308,221.25	37.38 %
*** 06 CAPITAL PROJECTS	16,489,410.26	14,200,080	2,199,519.92	8,829,196.54	62,662.21	5,308,221.25	37.38 %
910 DEBT RED-BOND'D DEBT	6,754,065.83	7,775,172	0.00	1,619,341.26		6,155,830.74	79.17 %
** TOTAL PRG SERIES: 900-999 FISCAL & OTHER FIXED	6,754,065.83	7,775,172	0.00	1,619,341.26		6,155,830.74	79.17 %
*** 07 DEBT SERVICE	6,754,065.83	7,775,172	0.00	1,619,341.26		6,155,830.74	79.17 %
050 SCHOOL ADMINISTRATION	70,382.33	83,250	2,171.08	18,429.77		64,820.23	77.86 %
** TOTAL PRG SERIES: 000-099 ADMINISTRATION	70,382.33	83,250	2,171.08	18,429.77		64,820.23	77.86 %

95

PRG FD	PRIOR YEAR ACTUAL	< - - - - - REVISED BUDGET	FISCAL YEAR 200907				REMAINING ON 10/31/09	PERCENT REMAINING
			10/01/09 10/31/09	EXPENDED THRU 10/31/09	ENCUMBERED THRU 10/31/09			
110 08								
110 BUSINESS SERVICES	22,158.47	37,000	2,818.74	8,152.35		28,847.65	77.96 %	
** TOTAL PRG SERIES: 100-199 DIST. SUPPORT SERV.	22,158.47	37,000	2,818.74	8,152.35		28,847.65	77.96 %	
211 SECONDARY ED-GENERAL	689,026.06	740,000	74,931.44	210,580.83		529,419.17	71.54 %	
** TOTAL PRG SERIES: 200-299 REGULAR INSTRUCTION	689,026.06	740,000	74,931.44	210,580.83		529,419.17	71.54 %	
505 COMM SERV - GENERAL	35,621.45	46,250	4,022.51	15,678.28		30,571.72	66.10 %	
** TOTAL PRG SERIES: 500-599 COMMUNITY ED & SERV	35,621.45	46,250	4,022.51	15,678.28		30,571.72	66.10 %	
605 GEN INSTRUCT SUPPORT	12,987.43	0	3,642.08	4,562.70		4,562.70-	0.00 %	
** TOTAL PRG SERIES: 600-699 INSTRUC SUPPORT SERV	12,987.43	0	3,642.08	4,562.70		4,562.70-	0.00 %	
96770 FOOD SERVICES	9,297.29	2,775	0.00	3,516.07		741.07-	26.70-%	
** TOTAL PRG SERIES: 700-799 PUPIL SUPPORT SERV	9,297.29	2,775	0.00	3,516.07		741.07-	26.70-%	
810 OPERATIONS	15,160.64	15,725	4,189.83	7,560.03		8,164.97	51.92 %	
** TOTAL PRG SERIES: 800-899 SITE,BUILDINGS,EQUIP	15,160.64	15,725	4,189.83	7,560.03		8,164.97	51.92 %	
*** 08 FLEX BENEFIT FUND	854,633.67	925,000	91,775.68	268,480.03		656,519.97	70.97 %	
790 OTHER PUPIL SUPP SER	47,589.50	42,000	0.00	12,966.25		29,033.75	69.12 %	
** TOTAL PRG SERIES: 700-799 PUPIL SUPPORT SERV	47,589.50	42,000	0.00	12,966.25		29,033.75	69.12 %	
*** 09 SCHOLARSHIP FUND	47,589.50	42,000	0.00	12,966.25		29,033.75	69.12 %	
930 EMPLOYEE BENEFITS	93,885.24	111,872	0.00	16,835.08		95,036.92	84.95 %	
** TOTAL PRG SERIES: 900-999 FISCAL & OTHER FIXED	93,885.24	111,872	0.00	16,835.08		95,036.92	84.95 %	
*** 10 PRIN EARLY RET INS FUND	93,885.24	111,872	0.00	16,835.08		95,036.92	84.95 %	
050 SCHOOL ADMINISTRATION	41,753.97	42,300	2,443.36	15,810.42		26,489.58	62.62 %	
** TOTAL PRG SERIES: 000-099 ADMINISTRATION	41,753.97	42,300	2,443.36	15,810.42		26,489.58	62.62 %	
105 GEN ADMIN SUPPORT	16,146.67	16,200	948.36	6,223.87		9,976.13	61.58 %	
** TOTAL PRG SERIES: 100-199 DIST. SUPPORT SERV.	16,146.67	16,200	948.36	6,223.87		9,976.13	61.58 %	

PRG FD	PRIOR YEAR ACTUAL	REVISED BUDGET	10/01/09 10/31/09	FISCAL YEAR 200907 EXPENDED THRU 10/31/09	ENCUMBERED THRU 10/31/09	REMAINING ON 10/31/09	PERCENT REMAINING
105 20							
203 INTERMEDIATE (4-6)	424,868.78	425,700	24,966.70	164,165.71		261,534.29	61.43 %
** TOTAL PRG SERIES: 200-299 REGULAR INSTRUCTION	424,868.78	425,700	24,966.70	164,165.71		261,534.29	61.43 %
399 VOCATIONAL-GENERAL	11,580.11	11,700	678.34	4,406.86		7,293.14	62.33 %
** TOTAL PRG SERIES: 300-399 VOCATIONAL INSTRUC.	11,580.11	11,700	678.34	4,406.86		7,293.14	62.33 %
420 SPECIAL ED-GENERAL	205,993.37	207,000	12,091.55	79,174.61		127,825.39	61.75 %
** TOTAL PRG SERIES: 400-499 SPECIAL ED INSTRUC.	205,993.37	207,000	12,091.55	79,174.61		127,825.39	61.75 %
505 COMM SERV - GENERAL	57,247.74	57,600	3,358.77	21,953.01		35,646.99	61.88 %
** TOTAL PRG SERIES: 500-599 COMMUNITY ED & SERV	57,247.74	57,600	3,358.77	21,953.01		35,646.99	61.88 %
605 GEN INSTRUCT SUPPORT	29,439.56	29,700	1,725.49	11,234.11		18,465.89	62.17 %
** TOTAL PRG SERIES: 600-699 INSTRUC SUPPORT SERV	29,439.56	29,700	1,725.49	11,234.11		18,465.89	62.17 %
790 OTHER PUPIL SUPPORT SERVICES	67,033.74	67,500	3,931.75	25,669.32		41,830.68	61.97 %
** TOTAL PRG SERIES: 700-799 PUPIL SUPPORT SERV	67,033.74	67,500	3,931.75	25,669.32		41,830.68	61.97 %
810 OPERATIONS	42,974.53	42,300	2,542.07	17,132.88		25,167.12	59.49 %
** TOTAL PRG SERIES: 800-899 SITE,BUILDINGS,EQUIP	42,974.53	42,300	2,542.07	17,132.88		25,167.12	59.49 %
*** 20 ISF - DENTAL	897,038.47	900,000	52,686.39	345,770.79		554,229.21	61.58 %
020 SUPERINTENDENT	0.00	20,720	0.00	0.00		20,720.00	100.00 %
030 ASSIST SUP'T	15,354.90	21,673	0.00	0.00		21,673.00	100.00 %
050 SCHOOL ADMINISTRATION	6,557.02	196,011	0.00	9,247.22		186,763.78	95.28 %
** TOTAL PRG SERIES: 000-099 ADMINISTRATION	21,911.92	238,404	0.00	9,247.22		229,156.78	96.12 %

97

PRG FD	PRIOR YEAR	REVISED BUDGET	FISCAL YEAR 200907					PERCENT REMAINING
			10/01/09 10/31/09	EXPENDED THRU 10/31/09	ENCUMBERED THRU 10/31/09	REMAINING ON 10/31/09		
110 21								
110 BUSINESS SERVICES	0.00	24,340	0.00	16,093.84			8,246.16	33.87 %
** TOTAL PRG SERIES: 100-199 DIST. SUPPORT SERV.	0.00	24,340	0.00	16,093.84			8,246.16	33.87 %
211 SECONDARY ED-GENERAL	203,070.71	1,619,690	0.00	93,088.70			1,526,601.30	94.25 %
** TOTAL PRG SERIES: 200-299 REGULAR INSTRUCTION	203,070.71	1,619,690	0.00	93,088.70			1,526,601.30	94.25 %
810 OPERATIONS	750.00	0	0.00	15.00			15.00-	0.00 %
** TOTAL PRG SERIES: 800-899 SITE,BUILDINGS,EQUIP	750.00	0	0.00	15.00			15.00-	0.00 %
*** 21 ISF - POST RETIREMENT BENEFIT	225,732.63	1,882,434	0.00	118,444.76			1,763,989.24	93.70 %
950 TRANSFERS	2,595,313.32	0	0.00	0.00			0.00	0.00 %
** TOTAL PRG SERIES: 900-999 FISCAL & OTHER FIXED	2,595,313.32	0	0.00	0.00			0.00	0.00 %
86 *** 22 ISF - HEALTH SELECT 105	2,595,313.32	0	0.00	0.00			0.00	0.00 %
050 SCHOOL ADMINISTRATION	52,727.63	0	0.00	0.00			0.00	0.00 %
** TOTAL PRG SERIES: 000-099 ADMINISTRATION	52,727.63	0	0.00	0.00			0.00	0.00 %
110 BUSINESS SERVICES	84,206.10	0	0.00	0.00			0.00	0.00 %
** TOTAL PRG SERIES: 100-199 DIST. SUPPORT SERV.	84,206.10	0	0.00	0.00			0.00	0.00 %
211 SECONDARY ED-GENERAL	587,086.46	0	0.00	0.00			0.00	0.00 %
** TOTAL PRG SERIES: 200-299 REGULAR INSTRUCTION	587,086.46	0	0.00	0.00			0.00	0.00 %
810 OPERATIONS	77.50	0	0.00	0.00			0.00	0.00 %
** TOTAL PRG SERIES: 800-899 SITE,BUILDINGS,EQUIP	77.50	0	0.00	0.00			0.00	0.00 %
935 OPEB RETIREE CONTRIBUTIONS	1,236,820.91	0	0.00	41.66			41.66-	0.00 %
** TOTAL PRG SERIES: 900-999 FISCAL & OTHER FIXED	1,236,820.91	0	0.00	41.66			41.66-	0.00 %
*** 25 OPEB REVOCABLE TRUST	1,960,918.60	0	0.00	41.66			41.66-	0.00 %
*** REPORT TOTALS:	164,224,140.69	147,539,262	11,541,731.07	38,667,514.76			560,187.93 108,311,559.31	73.41 %

**BURNSVILLE-EAGAN-SAVAGE**

**Independent School District 191**

**DISTRICT EXPENDITURES**

**BY**

**BUILDING/ORGANIZATIONAL UNIT**

**WITHIN FUND**

**October, 2009**

ACCT STATUS: Active and Next Year Accts ACCOUNT RANGES: 01 TO 99-999  
 ZERO BALANCES: Suppress Zero Balances  
 SORTED BY: ACCOUNT FD ORG  
 SUBTOTALLED BY: ACCOUNT FD ORG  
 SERIES TOTALS: ACCOUNT ORG  
 PAGE BREAK ON: <None Selected>

ORG FD	PRIOR YEAR ACTUAL	< - - - - - REVISIED BUDGET	10/01/09 10/31/09	FISCAL YEAR 200907 EXPENDED THRU 10/31/09	ENCUMBERED THRU 10/31/09	REMAINING ON 10/31/09	PERCENT REMAINING
005 01							
005 DISTRICTWIDE	26,964,622.86	9,608,235	694,095.22	3,754,974.19	139,200.43	5,714,060.38	59.47 %
006 ADMIN BLDG	32,602.83	26,900	2,605.70	8,300.40		18,599.60	69.14 %
007 ENVISION-PERFORMING ARTS CTR	0.00	299,537	13,866.38	46,524.30	2,826.68	250,186.02	83.52 %
008 DIAMONDHEAD	521,269.46	792,239	34,740.75	126,563.93	4,319.00	661,356.07	83.47 %
014 BURNSVILLE SR HIGH	16,753,796.31	16,341,093	1,476,301.92	3,834,162.11	84,021.80	12,422,909.09	76.02 %
10015 METCALF JR HIGH	5,736,615.45	5,554,858	490,072.80	1,274,609.07	7,577.05	4,272,671.88	76.91 %
066 EAGLE RIDGE JR HIGH	5,838,350.96	5,624,645	485,271.01	1,260,043.31	4,771.03	4,359,830.66	77.51 %
085 NICOLLET JR HIGH	5,863,265.10	5,290,878	462,435.11	1,202,202.32	5,981.93	4,082,693.75	77.16 %
** TOTAL ORG SERIES: 000-099 DISTRICT WIDE	61,710,522.97	43,538,385	3,659,388.89	11,507,379.63	248,697.92	31,782,307.45	72.99 %
100 ELEMENTARY SERVICES	415,882.72	1,746,782	51,721.59	128,894.33	11,001.03	1,606,886.64	91.99 %
** TOTAL ORG SERIES: 100-199 ELEMENTARY SERVICES	415,882.72	1,746,782	51,721.59	128,894.33	11,001.03	1,606,886.64	91.99 %
200 ELE/SEC SERVICES	5,819,367.14	8,014,417	292,253.71	1,924,448.42	86,041.16	6,003,927.42	74.91 %
299 SUMMER SCHOOL	39,582.88	23,200	0.00	29,311.91		6,111.91-	26.34-%
** TOTAL ORG SERIES: 200-299 ELEM/SECOND SERVICES	5,858,950.02	8,037,617	292,253.71	1,953,760.33	86,041.16	5,997,815.51	74.62 %
300 SECONDARY SERVICES	606,513.34	2,416,168	19,738.82	168,460.66	0.01	2,247,707.33	93.02 %
314 BALC - SECONDARY	224,533.59	116,263	26,207.87	31,392.28		84,870.72	72.99 %

ORG FD	PRIOR YEAR ACTUAL	REVISED BUDGET	10/01/09 TO 10/31/09	FISCAL YEAR 200907 EXPENDED THRU 10/31/09	ENCUMBERED THRU 10/31/09	REMAINING ON 10/31/09	PERCENT REMAINING
315 01							
315 BALC - ELEM/JRH	315,125.84	370,645	10,034.30	218,285.08		152,359.92	41.10 %
** TOTAL ORG SERIES: 300-399 SECONDARY SERVICES	1,146,172.77	2,903,076	55,980.99	418,138.02	0.01	2,484,937.97	85.59 %
414 BESTransition SERVICES	727,861.91	816,617	65,134.14	147,716.21	893.31	668,007.48	81.80 %
481 CEDAR ELEMENTARY	3,563,418.76	3,364,243	265,221.28	717,324.67	3,184.56	2,643,733.77	78.58 %
482 GIDEON POND ELEMENTARY	3,037,833.64	2,947,812	254,775.93	644,437.15	4,029.73	2,299,345.12	78.00 %
483 EDW NEILL ELEMENTARY	3,945,886.40	3,971,961	342,228.11	839,705.52	9,198.58	3,123,056.90	78.62 %
484 MARION W SAVAGE ELEMENTARY	4,472,291.80	4,262,884	365,983.96	905,077.89	3,392.48	3,354,413.63	78.68 %
101 485 SIOUX TRAIL ELEMENTARY	3,382,949.45	3,367,770	270,414.01	694,710.12	4,176.87	2,668,883.01	79.24 %
486 VISTA VIEW ELEMENTARY	3,706,341.90	3,797,248	309,154.89	773,123.41	6,340.09	3,017,784.50	79.47 %
487 BYRNE ELEMENTARY	3,346,716.52	3,729,622	333,163.81	805,769.23	1,798.77	2,922,054.00	78.34 %
488 RAHN ELEMENTARY	3,472,320.45	3,549,925	278,772.66	695,195.84	2,027.95	2,852,701.21	80.35 %
489 SKY OAKS ELEMENTARY	4,944,685.15	5,026,732	415,976.74	1,024,373.03	4,192.85	3,998,166.12	79.53 %
490 HIDDEN VALLEY ELEMENTARY	5,086,757.08	5,245,696	442,748.31	1,095,112.38	3,226.38	4,147,357.24	79.06 %
491 HARRIET BISHOP ELEMENTARY	3,940,081.85	4,212,757	373,680.91	942,712.77	65,135.80	3,204,908.43	76.07 %
** TOTAL ORG SERIES: 400-499 UNDEFINED ORG SERIES	43,627,144.91	44,293,267	3,717,254.75	9,285,258.22	107,597.37	34,900,411.41	78.79 %
500 ABE - AREA LEARNING CENTER	106,756.36	168,713	3,638.33	72,747.79		95,965.21	56.88 %
509 VALE	1,853,468.71	1,603,913	135,323.87	328,727.02	5,003.47	1,270,182.51	79.19 %

ORG FD	PRIOR YEAR ACTUAL	REVISED BUDGET	10/01/09 10/31/09	FISCAL YEAR 200907 EXPENDED THRU 10/31/09	ENCUMBERED THRU 10/31/09	REMAINING ON 10/31/09	PERCENT REMAINING
514 01							
514 CEDAR ALTERNATIVE	1,722,151.41	1,813,398	122,301.56	371,542.35	29,448.50	1,412,407.15	77.88 %
516 ANTHONY LEWIS CENTER	34,977.17	43,614	3,351.94	8,208.85	208.55	35,196.60	80.70 %
520 OPTIONS TREATMENT CENTER	34,958.52	43,614	3,242.63	8,078.03	77.27	35,458.70	81.30 %
530 SUMMER ESY K-12 STRETCH PROG	79,653.14	10,613	567.90	68,214.83		57,601.83	542.74-%
** TOTAL ORG SERIES: 500-599 COMMUNITY SERVICE	3,831,965.31	3,683,865	268,426.23	857,518.87	34,737.79	2,791,608.34	75.77 %
701 ST JOHN'S	14,535.93	18,059	2,786.92	4,495.38	31.19	13,532.43	74.93 %
** TOTAL ORG SERIES: 700-799 NONPUBLIC SCHOOL	14,535.93	18,059	2,786.92	4,495.38	31.19	13,532.43	74.93 %
*** 01 GENERAL	116,605,174.63	104,221,051	8,047,813.08	24,155,444.78	488,106.47	79,577,499.75	76.35 %
102 005 DISTRICTWIDE	1,114,377.57	815,601	51,075.24	172,721.57	3,289.36	639,590.07	78.41 %
014 BURNSVILLE SR HIGH	665,419.66	720,152	71,137.33	113,071.40		607,080.60	84.29 %
015 METCALF JR HIGH	336,814.53	362,318	28,729.93	62,767.06		299,550.94	82.67 %
066 EAGLE RIDGE JR HIGH	371,728.10	386,399	39,197.66	67,496.52		318,902.48	82.53 %
085 NICOLLET JR HIGH	317,428.27	333,305	28,315.68	57,743.74		275,561.26	82.67 %
** TOTAL ORG SERIES: 000-099 DISTRICT WIDE	2,805,768.13	2,617,775	218,455.84	473,800.29	3,289.36	2,140,685.35	81.77 %
482 GIDEON POND ELEMENTARY	184,525.64	188,070	15,202.40	32,177.46		155,892.54	82.89 %
483 EDW NEILL ELEMENTARY	177,295.87	182,988	17,826.36	32,661.47		150,326.53	82.15 %
484 MARION W SAVAGE ELEMENTARY	182,385.12	189,101	15,783.81	32,749.54		156,351.46	82.68 %
485 SIOUX TRAIL ELEMENTARY	169,852.52	175,795	14,828.00	33,276.49		142,518.51	81.07 %

ORG FD	PRIOR YEAR ACTUAL	REVISED BUDGET	10/01/09 10/31/09	FISCAL YEAR 200907 EXPENDED THRU 10/31/09	ENCUMBERED THRU 10/31/09	REMAINING ON 10/31/09	PERCENT REMAINING
486 02							
486 VISTA VIEW ELEMENTARY	188,236.25	190,216	13,856.01	32,627.32		157,588.68	82.84 %
487 BYRNE ELEMENTARY	157,310.45	163,638	14,355.84	31,017.85		132,620.15	81.04 %
488 RAHN ELEMENTARY	157,684.82	160,151	14,508.40	30,771.23		129,379.77	80.78 %
489 SKY OAKS ELEMENTARY	220,742.89	210,330	16,225.85	64,072.88		146,257.12	69.53 %
490 HIDDEN VALLEY ELEMENTARY	221,267.39	246,242	20,831.51	39,824.07		206,417.93	83.82 %
491 HARRIET BISHOP ELEMENTARY	208,596.31	223,194	19,214.83	43,973.52		179,220.48	80.29 %
** TOTAL ORG SERIES: 400-499 UNDEFINED ORG SERIES	1,867,897.26	1,929,725	162,633.01	373,151.83		1,556,573.17	80.66 %
*** 02 FOOD SERVICE	4,673,665.39	4,547,500	381,088.85	846,952.12	3,289.36	3,697,258.52	81.30 %
103 005 DISTRICTWIDE	5,625,730.65	6,150,218	221,085.84	459,056.16		5,691,161.84	92.53 %
** TOTAL ORG SERIES: 000-099 DISTRICT WIDE	5,625,730.65	6,150,218	221,085.84	459,056.16		5,691,161.84	92.53 %
*** 03 TRANSPORTATION	5,625,730.65	6,150,218	221,085.84	459,056.16		5,691,161.84	92.53 %
005 DISTRICTWIDE	660,020.77	0	0.00	0.00		0.00	0.00 %
008 DIAMONDHEAD	0.00	0	5,422.44	16,710.88		16,710.88	0.00 %
014 BURNSVILLE SR HIGH	65,762.88	36,428	6,164.82	34,659.96		1,768.04	4.85 %
** TOTAL ORG SERIES: 000-099 DISTRICT WIDE	725,783.65	36,428	11,587.26	51,370.84		14,942.84	41.02 %
482 GIDEON POND ELEMENTARY	130,552.79	32,300	2,695.14	7,069.48		25,230.52	78.11 %
483 EDW NEILL ELEMENTARY	97,245.55	53,714	4,438.62	10,616.34		43,097.66	80.23 %
484 MARION W SAVAGE ELEMENTARY	117,257.10	52,292	4,281.66	10,287.70		42,004.30	80.32 %
485 SIOUX TRAIL ELEMENTARY	189,785.65	296,408	19,931.85	104,449.37		191,958.63	64.76 %

ORG FD	PRIOR YEAR ACTUAL	REVISED BUDGET	10/01/09 10/31/09	FISCAL YEAR 200907 EXPENDED THRU 10/31/09	ENCUMBERED THRU 10/31/09	REMAINING ON 10/31/09	PERCENT REMAINING
486 04							
486 VISTA VIEW ELEMENTARY	214,206.08	278,912	24,940.75	67,954.36		210,957.64	75.63 %
487 BYRNE ELEMENTARY	139,012.08	40,249	5,269.04	10,667.21		29,581.79	73.49 %
488 RAHN ELEMENTARY	183,704.45	160,926	6,399.82	14,814.83		146,111.17	90.79 %
489 SKY OAKS ELEMENTARY	249,510.95	357,784	30,279.22	110,687.95		247,096.05	69.06 %
490 HIDDEN VALLEY ELEMENTARY	259,958.39	243,885	24,240.77	120,107.49		123,777.51	50.75 %
491 HARRIET BISHOP ELEMENTARY	235,486.29	286,790	22,353.89	99,721.34		187,068.66	65.22 %
** TOTAL ORG SERIES: 400-499 UNDEFINED ORG SERIES	1,816,719.33	1,803,260	144,830.76	556,376.07		1,246,883.93	69.14 %
701 ABE - AREA LEARNING CENTER	4,744,965.53	4,822,972	386,934.53	1,368,192.34	6,008.71	3,448,770.95	71.50 %
** TOTAL ORG SERIES: 500-599 COMMUNITY SERVICE	4,744,965.53	4,822,972	386,934.53	1,368,192.34	6,008.71	3,448,770.95	71.50 %
701 ST JOHN'S	102,498.48	108,775	2,738.88	16,321.68	121.18	92,332.14	84.88 %
704 TESSERACT SCHOOL	5,601.26	5,000	0.00	0.00		5,000.00	100.00 %
799 HOME SCHOOLS	5,414.25	7,500	1,669.88	2,724.40		4,775.60	63.67 %
** TOTAL ORG SERIES: 700-799 NONPUBLIC SCHOOL	113,513.99	121,275	4,408.76	19,046.08	121.18	102,107.74	84.19 %
*** 04 COMMUNITY SERVICE	7,400,982.50	6,783,935	547,761.31	1,994,985.33	6,129.89	4,782,819.78	70.50 %
005 DISTRICTWIDE	0.00	0	17,830.78	101,800.01	712.00	102,512.01-	0.00 %
006 ADMIN BLDG	0.00	0	0.00	20,557.00		20,557.00-	0.00 %
014 BURNSVILLE SR HIGH	4,468,365.39	6,390,041	305,791.53	4,287,005.82	1,640.21	2,101,394.97	32.88 %
015 METCALF JR HIGH	2,542,211.04	6,056,455	1,866,325.56	3,975,025.80	53,000.00	2,028,429.20	33.49 %

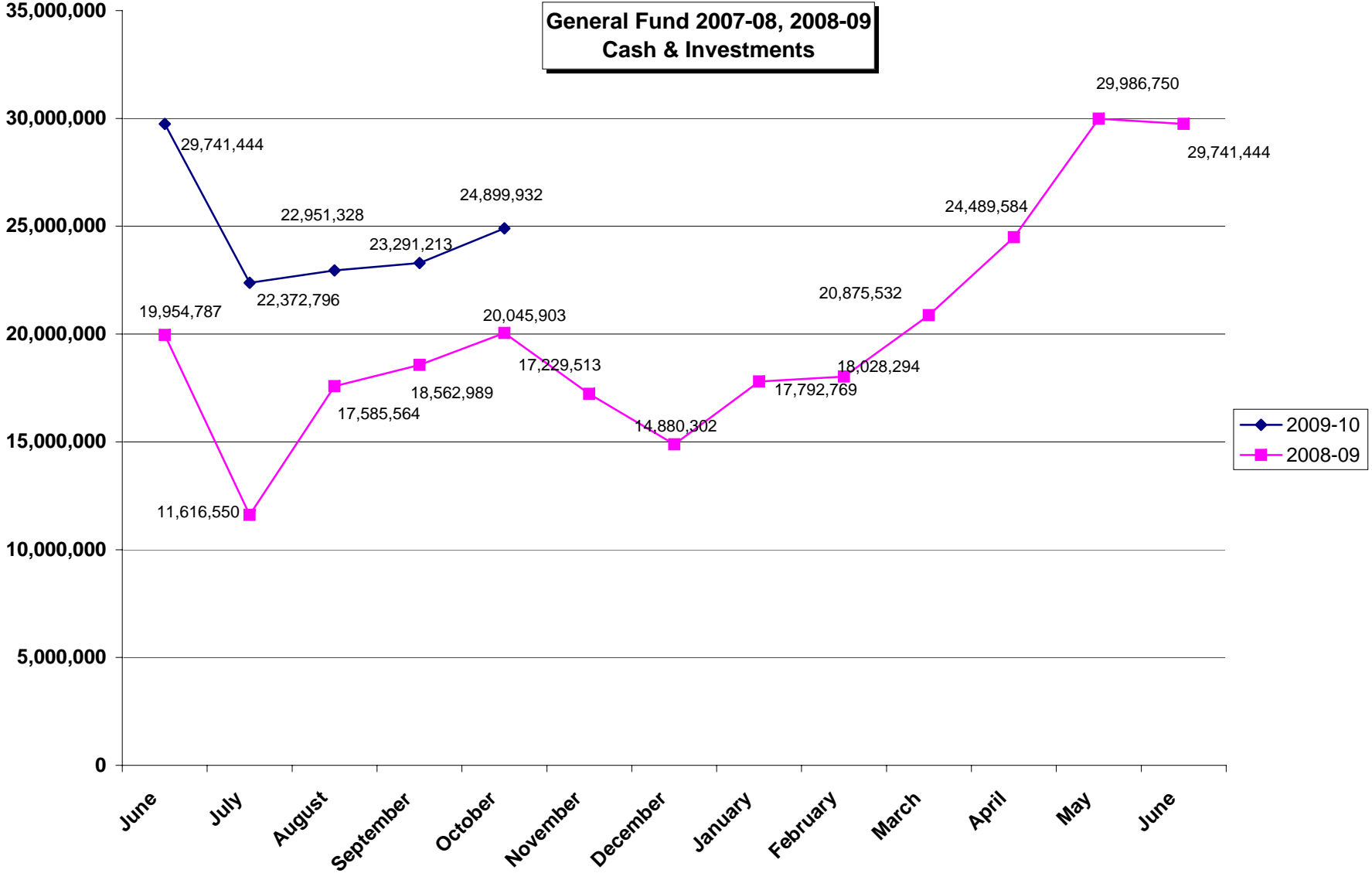
104

ORG FD	PRIOR YEAR ACTUAL	REVISED BUDGET	10/01/09 10/31/09	FISCAL YEAR 200907 EXPENDED THRU 10/31/09	ENCUMBERED THRU 10/31/09	REMAINING ON 10/31/09	PERCENT REMAINING
066 06							
066 EAGLE RIDGE JR HIGH	18,538.00	0	0.00	0.00		0.00	0.00 %
** TOTAL ORG SERIES: 000-099 DISTRICT WIDE	7,029,114.43	12,446,496	2,189,947.87	8,384,388.63	55,352.21	4,006,755.16	32.19 %
482 GIDEON POND ELEMENTARY	1,647,490.44	0	0.00	751.00		751.00-	0.00 %
483 EDW NEILL ELEMENTARY	2,039,613.58	0	7,380.44	7,380.44	768.00	8,148.44-	0.00 %
484 MARION W SAVAGE ELEMENTARY	586,083.22	148,962	222.13	98,132.76		50,829.24	34.12 %
486 VISTA VIEW ELEMENTARY	1,373,768.57	0	0.00	15,661.00		15,661.00-	0.00 %
487 BYRNE ELEMENTARY	235,423.43	0	0.00	0.00		0.00	0.00 %
105 488 RAHN ELEMENTARY	29,693.63	378,000	524.83	239,088.38		138,911.62	36.74 %
489 SKY OAKS ELEMENTARY	32,917.74	1,085,353	0.00	0.00		1,085,353.00	100.00 %
490 HIDDEN VALLEY ELEMENTARY	23,058.37	141,269	922.65	83,272.33		57,996.67	41.05 %
491 HARRIET BISHOP ELEMENTARY	13,785.52	0	0.00	0.00		0.00	0.00 %
** TOTAL ORG SERIES: 400-499 UNDEFINED ORG SERIES	5,981,834.50	1,753,584	9,050.05	444,285.91	768.00	1,308,530.09	74.62 %
514 CEDAR ALTERNATIVE	3,478,461.33	0	522.00	522.00	6,542.00	7,064.00-	0.00 %
** TOTAL ORG SERIES: 500-599 COMMUNITY SERVICE	3,478,461.33	0	522.00	522.00	6,542.00	7,064.00-	0.00 %
*** 06 CAPITAL PROJECTS	16,489,410.26	14,200,080	2,199,519.92	8,829,196.54	62,662.21	5,308,221.25	37.38 %
005 DISTRICTWIDE	6,754,065.83	7,775,172	0.00	1,619,341.26		6,155,830.74	79.17 %
** TOTAL ORG SERIES: 000-099 DISTRICT WIDE	6,754,065.83	7,775,172	0.00	1,619,341.26		6,155,830.74	79.17 %
*** 07 DEBT SERVICE	6,754,065.83	7,775,172	0.00	1,619,341.26		6,155,830.74	79.17 %
005 DISTRICTWIDE	854,633.67	925,000	91,775.68	268,480.03		656,519.97	70.97 %
** TOTAL ORG SERIES: 000-099 DISTRICT WIDE	854,633.67	925,000	91,775.68	268,480.03		656,519.97	70.97 %
*** 08 FLEX BENEFIT FUND	854,633.67	925,000	91,775.68	268,480.03		656,519.97	70.97 %

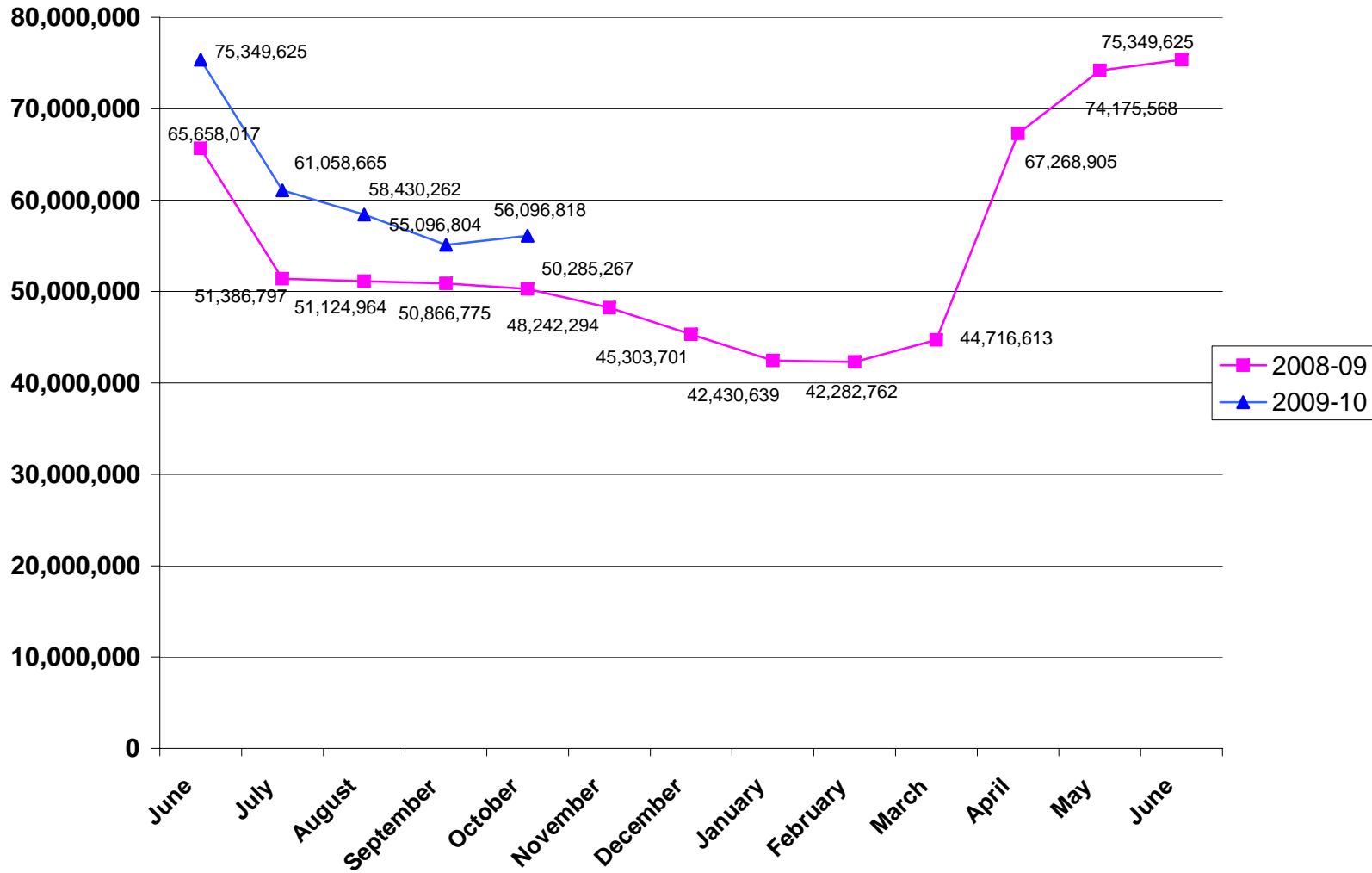
ORG FD	PRIOR YEAR ACTUAL	REVISED BUDGET	FISCAL YEAR 200907					REMAINING ON 10/31/09	PERCENT REMAINING
			10/01/09 TO 10/31/09	EXPENDED THRU 10/31/09	ENCUMBERED THRU 10/31/09				
300 09									
300 SECONDARY SERVICES	47,589.50	42,000	0.00	12,966.25			29,033.75	69.12 %	
** TOTAL ORG SERIES: 300-399	47,589.50	42,000	0.00	12,966.25			29,033.75	69.12 %	
SECONDARY SERVICES									
*** 09 SCHOLARSHIP FUND	47,589.50	42,000	0.00	12,966.25			29,033.75	69.12 %	
005 DISTRICTWIDE	93,885.24	111,872	0.00	16,835.08			95,036.92	84.95 %	
** TOTAL ORG SERIES: 000-099	93,885.24	111,872	0.00	16,835.08			95,036.92	84.95 %	
DISTRICT WIDE									
*** 10 PRIN EARLY RET INS FUND	93,885.24	111,872	0.00	16,835.08			95,036.92	84.95 %	
005 DISTRICTWIDE	897,038.47	900,000	52,686.39	345,770.79			554,229.21	61.58 %	
** TOTAL ORG SERIES: 000-099	897,038.47	900,000	52,686.39	345,770.79			554,229.21	61.58 %	
DISTRICT WIDE									
*** 20 ISF - DENTAL	897,038.47	900,000	52,686.39	345,770.79			554,229.21	61.58 %	
005 DISTRICTWIDE	225,732.63	1,882,434	0.00	118,444.76			1,763,989.24	93.70 %	
** TOTAL ORG SERIES: 000-099	225,732.63	1,882,434	0.00	118,444.76			1,763,989.24	93.70 %	
DISTRICT WIDE									
*** 21 ISF - POST RETIREMENT BENEFIT	225,732.63	1,882,434	0.00	118,444.76			1,763,989.24	93.70 %	
005 DISTRICTWIDE	2,595,313.32	0	0.00	0.00			0.00	0.00 %	
** TOTAL ORG SERIES: 000-099	2,595,313.32	0	0.00	0.00			0.00	0.00 %	
DISTRICT WIDE									
*** 22 ISF - HEALTH SELECT 105	2,595,313.32	0	0.00	0.00			0.00	0.00 %	
005 DISTRICTWIDE	1,960,918.60	0	0.00	41.66			41.66-	0.00 %	
** TOTAL ORG SERIES: 000-099	1,960,918.60	0	0.00	41.66			41.66-	0.00 %	
DISTRICT WIDE									
*** 25 OPEB REVOCABLE TRUST	1,960,918.60	0	0.00	41.66			41.66-	0.00 %	
*** REPORT TOTALS:	164,224,140.69	147,539,262	11,541,731.07	38,667,514.76			560,187.93 108,311,559.31	73.41 %	

901

**General Fund 2007-08, 2008-09  
Cash & Investments**

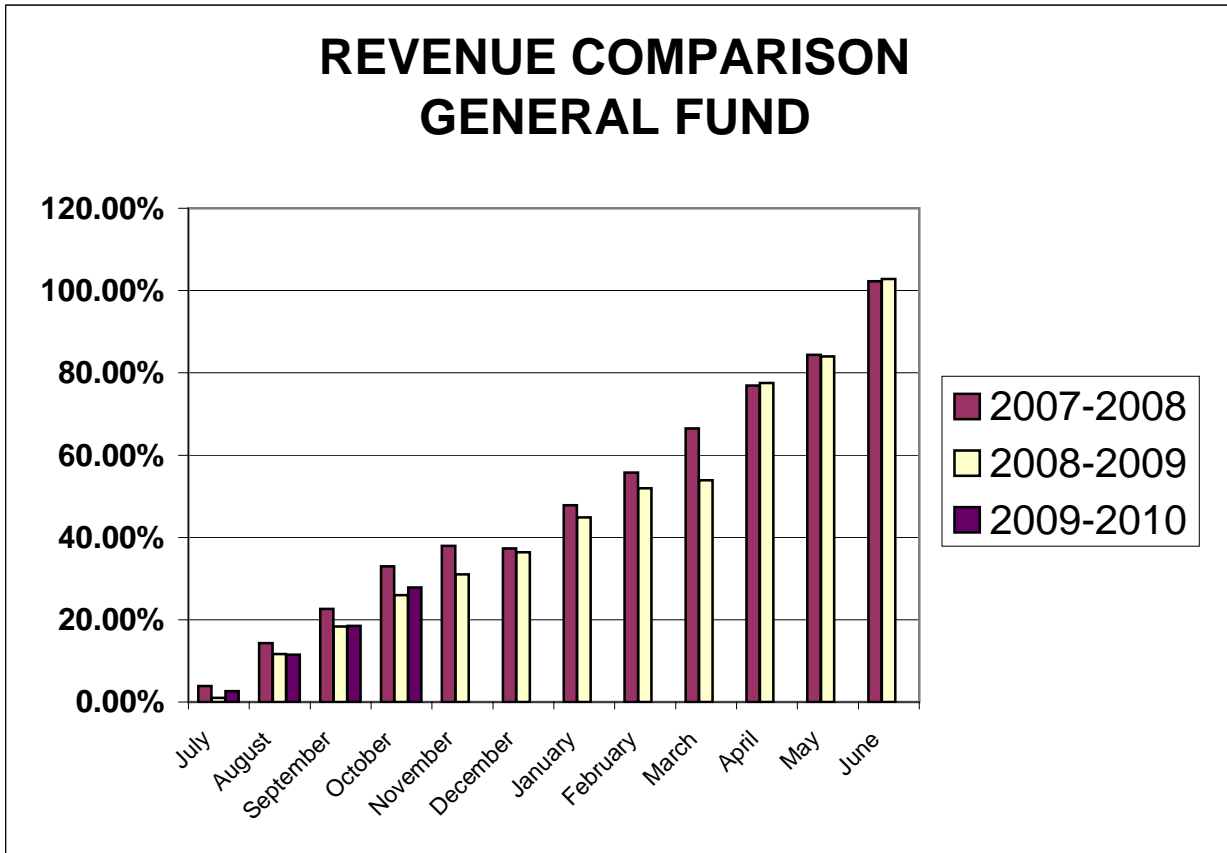


**All Funds  
2007-08, 2008-09 Cash & Investments**



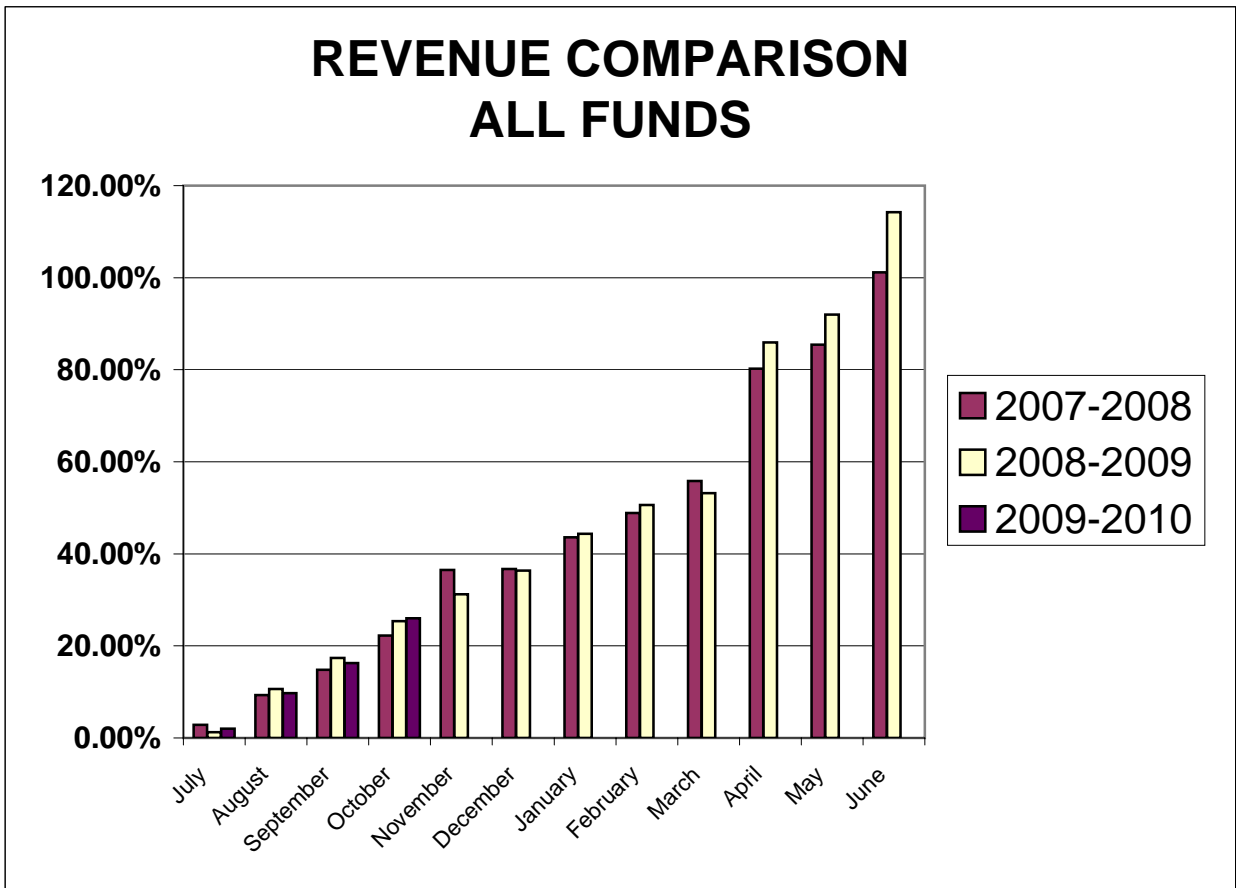
**REVENUE COMPARISON  
GENERAL FUND**

	2007-2008		2008-2009		2009-2010	
	\$ Year-to-Date	% of Budget	\$ Year-to-Date	% of Budget	\$ Year-to-Date	% of Budget
July	3,965,884	3.89%	1,296,759	1.01%	2,871,521	2.68%
August	14,620,377	14.32%	14,958,823	11.66%	12,347,748	11.52%
September	23,105,183	22.63%	23,539,868	18.35%	19,851,576	18.52%
October	33,643,143	32.96%	33,283,925	25.95%	29,813,213	27.81%
November	38,728,997	37.94%	39,845,301	31.06%		
December	38,115,165	37.34%	46,642,783	36.36%		
January	48,850,742	47.86%	57,524,506	44.85%		
February	56,932,960	55.77%	66,613,832	51.93%		
March	67,907,516	66.52%	69,154,793	53.92%		
April	78,530,394	76.93%	99,417,567	77.51%		
May	86,147,641	84.39%	107,746,997	84.00%		
June	104,438,364	102.30%	131,901,250	102.83%		
<b>BUDGET</b>	<b>102,079,800</b>	<b>100.00%</b>	<b>128,265,475</b>	<b>100.00%</b>	<b>107,211,600</b>	<b>100.00%</b>



**REVENUE COMPARISON  
ALL FUNDS**

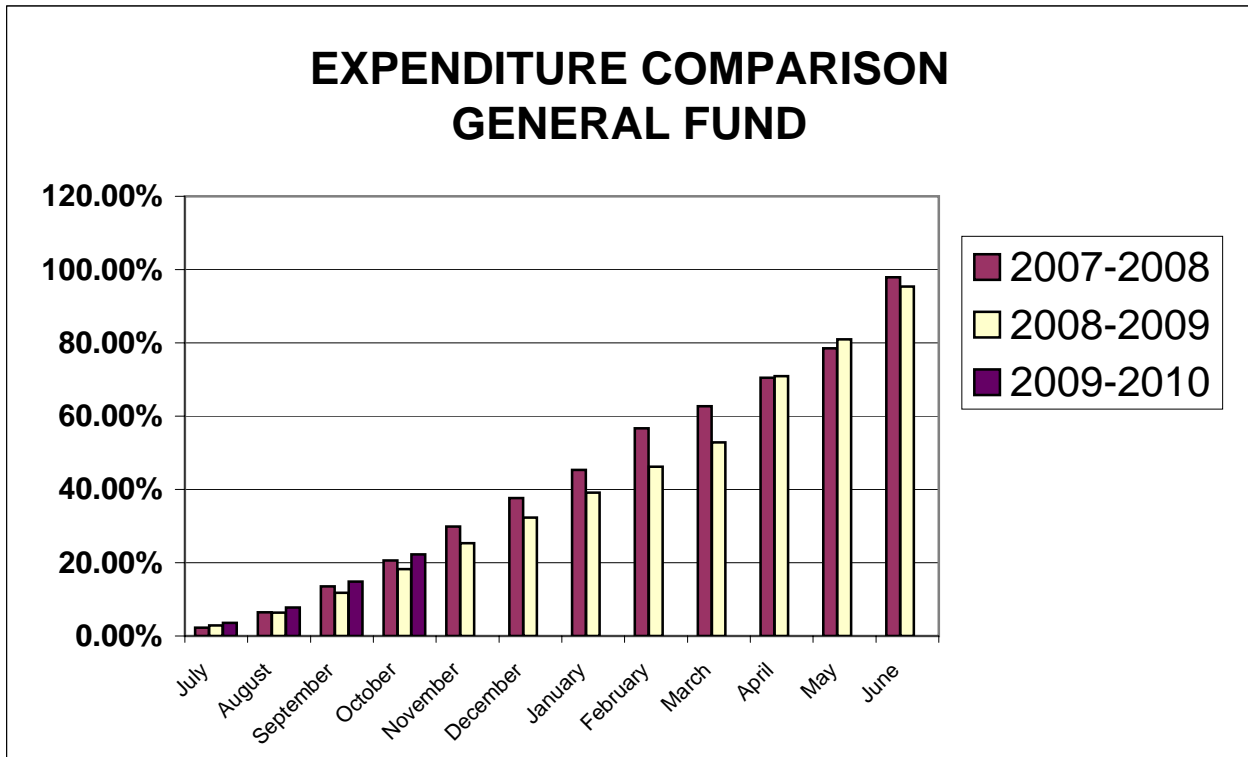
	2007-2008		2008-2009		2009-2010	
	\$	%	\$	%	\$	%
	Year-to-Date	of Budget	Year-to-Date	of Budget	Year-to-Date	of Budget
July	4,879,412	2.82%	1,858,832	1.22%	2,664,432	2.03%
August	16,136,078	9.32%	16,247,032	10.62%	12,740,367	9.72%
September	25,660,091	14.82%	26,539,157	17.35%	21,310,025	16.26%
October	38,497,721	22.23%	38,762,224	25.35%	34,096,925	26.01%
November	63,258,817	36.53%	47,784,521	31.25%		
December	63,627,793	36.74%	55,596,293	36.36%		
January	75,536,873	43.62%	67,807,260	44.34%		
February	84,675,831	48.89%	77,436,435	50.64%		
March	96,704,153	55.84%	81,353,289	53.20%		
April	138,905,413	80.21%	131,397,074	85.92%		
May	147,956,331	85.44%	140,703,112	92.01%		
June	175,138,206	101.13%	174,665,508	114.22%		
<b>BUDGET</b>	<b>173,179,535</b>	<b>100.00%</b>	<b>152,920,964</b>	<b>100.00%</b>	<b>131,093,621</b>	<b>100.00%</b>



**EXPENDITURE COMPARISON  
GENERAL FUND**

	2007-2008		2008-2009		2009-2010	
	\$ Year-to-Date	% of Budget	\$ Year-to-Date	% of Budget	\$ Year-to-Date	% of Budget
July	2,338,615	2.24%	3,698,233	2.89%	3,991,603	3.62%
August	6,722,861	6.43%	8,137,409	6.35%	8,598,373	7.79%
September	14,151,622	13.55%	15,133,822	11.81%	16,345,602	14.81%
October	21,512,539	20.59%	23,380,076	18.25%	24,614,501	22.30%
November	31,207,244	29.87%	32,450,703	25.33%		
December	39,350,313	37.66%	41,448,779	32.35%		
January	47,354,070	45.33%	50,107,345	39.11%		
February	56,866,732	56.70%	59,242,188	46.24%		
March	65,561,931	62.75%	67,719,897	52.85%		
April	73,615,536	70.46%	90,881,891	70.94%		
May	82,000,981	78.49%	103,699,855	80.94%		
June	102,264,853	97.88%	122,230,905	95.41%		
<b>BUDGET</b>	<b>104,476,389</b>	<b>100.00%</b>	<b>128,116,873</b>	<b>100.00%</b>	<b>110,368,169</b>	<b>100.00%</b>

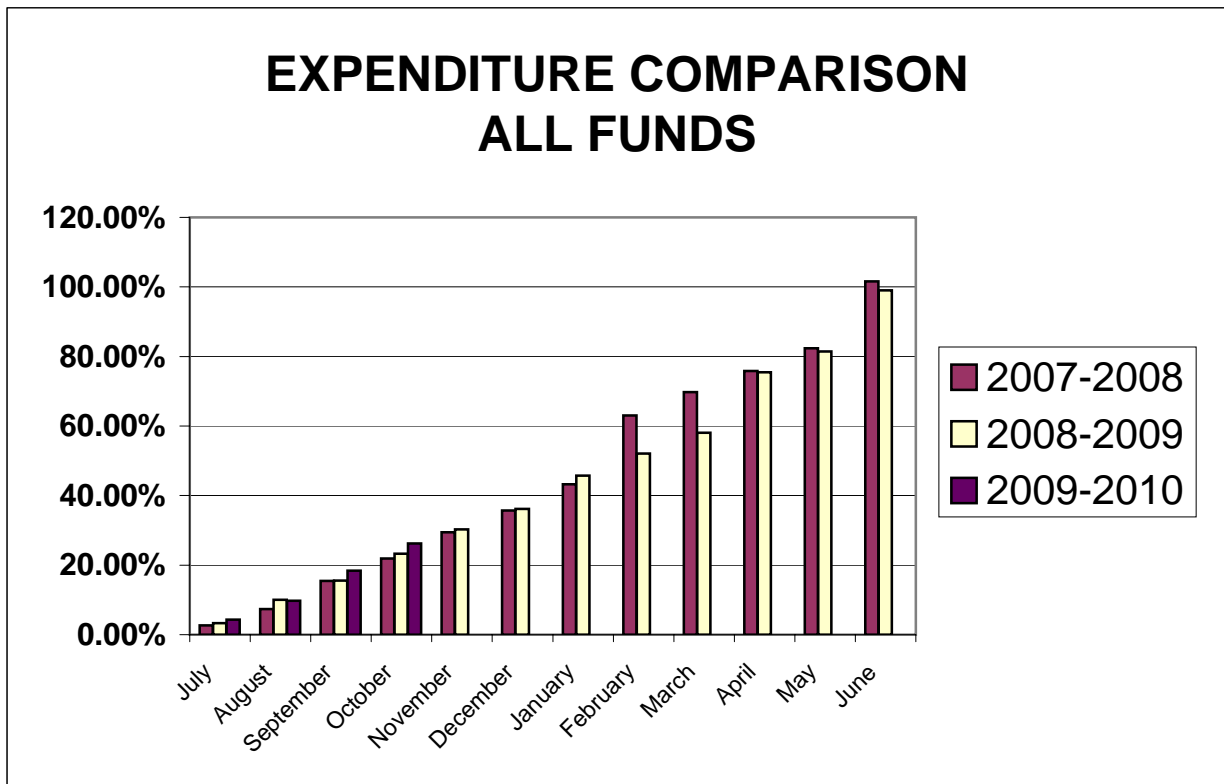
Does not include encumbrances (unpaid open purchase orders)  
Combines General and Transportation from reports



**EXPENDITURE COMPARISON  
ALL FUNDS**

	2007-2008		2008-2009		2009-2010	
	\$	%	\$	%	\$	%
	Year-to-Date	of Budget	Year-to-Date	of Budget	Year-to-Date	of Budget
July	4,046,490	2.63%	5,521,224	3.35%	6,321,339	4.28%
August	11,356,404	7.38%	16,467,956	9.99%	14,393,486	9.76%
September	23,836,305	15.49%	25,607,012	15.53%	27,125,784	18.39%
October	33,684,986	21.89%	38,425,616	23.30%	38,667,515	26.21%
November	45,346,447	29.46%	49,093,080	30.26%		
December	54,964,409	35.71%	59,673,298	36.19%		
January	66,498,539	43.21%	75,425,616	45.74%		
February	96,984,963	63.02%	85,873,860	52.08%		
March	107,312,321	69.73%	95,776,076	58.09%		
April	116,742,715	75.86%	124,380,103	75.43%		
May	126,696,524	82.32%	134,305,443	81.45%		
June	156,427,616	101.64%	163,245,778	99.00%		
<b>BUDGET</b>	<b>153,900,935</b>	<b>100.00%</b>	<b>164,888,551</b>	<b>100.00%</b>	<b>147,536,162</b>	<b>100.00%</b>

Does not include encumbrances (unpaid open purchase orders)



TO: Members, Board of Education Agenda Item II.B.6  
November 19, 2009

FROM: Randy Clegg, Superintendent

DATE: November 10, 2009

RE: Policy ING & ING-R

**Recommendation:** That the Board of Education approve, on a second reading basis, revisions to Board Policy ING and ING-R, *Animals in the School*.

Board Policy ING and ING-R were approved, on a first reading basis, at the November 5, 2009 meeting of the Board of Education. As discussed, the policy changes bring us into compliance with recent amendments to the Americans with Disabilities Act (ADA) and state law. Statutory references and associated language were also updated. Please note, these policy changes are not effective until January 2010.

Descriptor Term:  
Animals in the School

Descriptor Code:  
ING-R  
Rescinds:

Page 1 of 3  
Issued Date:  
1/86  
DRAFT 11/09  
Issued: 1/2010

~~Principals may grant permission to house caged animals on school premises providing the following conditions are met for safety and sanitation:~~

- ~~—The kind of animal must be approved by the Director of Safety.~~
- ~~—Owners of the animals are responsible for transporting the animals to and from school and for the feeding, watering and cage cleaning functions. These functions may be delegated to a specified person who accepts accountability.~~
- ~~—Cages must be kept on tables, counters, shelves, not on the floor, and set in metal or plastic trays or a cardboard tray with a plastic liner. The tray must have a minimum 2" side and have 3" clearance on each side of the cage.~~

#### ANIMALS ACCOMPANYING STUDENTS IN DISTRICT 191 SCHOOLS

##### Pets and Instructional Related Animals

Permission from the site administrator must be obtained prior to an animal being in a school. The discretion to allow or refuse permission for an animal to be on school grounds rests solely with the administrator. If the administrator grants permission the following requirements apply:

Dogs must be accompanied by proof of current vaccination for rabies and distemper-parvo.

The owner shall be liable for any damage done to property by the animal.

The owner is responsible for the humane care and treatment of the animal.

The owner may be asked to remove the service animal if it poses a significant health or safety risk or disrupts or may disrupt the educational environment.

Animals will not be allowed in food preparation, storage or eating areas.

##### Service Animals

A student with a disability may be accompanied by a service animal in public places within District 191 consistent with Minnesota Statutes §256C. A service animal is defined for the purposes of this policy as a guide dog, signal dog or other animal trained to do work or perform tasks for the benefit of a person with disabilities. The person with a disability must:

Properly harness or leash the service animal and maintain control of the animal.

The service animal must be identified as having been trained by a recognized school for service animals.

The service animal (if a dog) must be accompanied by proof of vaccination for rabies and distemper-parvo.

Descriptor Term:  
Animals in the School

Descriptor Code:  
ING-~~R~~  
Rescinds:

Page 2 of 3  
Issued Date:  
~~1/86~~  
DRAFT 11/09  
Issued: 1/2010

The person shall be liable for any damage done to property by the dog.

The person is responsible for the humane care and treatment of the service animal.

The person may be asked to remove the service animal if it poses a significant health or safety risk to the person or others.

#### Non - Service Animals

A student with a disability who wishes to be accompanied in a school building including a classroom, lunchroom or other area within the school building by a non-service animal should request that the student's Individual Education Program (IEP) team or Section 504 team consider whether the non-service animal is necessary to provide the student with a free appropriate public education.

The non-service animal will be permitted to accompany the student if the student requires the animal in order to receive an appropriate education as determined by the IEP or Section 504 team. In such a case, the following apply:

The non- service animal is identified as having been trained by a recognized school for training animals.

The non-service animal is harnessed or leashed and controlled by the person with disabilities.

A dog must be accompanied by proof of vaccination for rabies and distemper-parvo.

The person shall be liable for any damage done to property by a dog.

The person is responsible for the humane care and treatment of the non-service animal.

The person may be asked to remove the non-service animal if it poses a significant health or safety risk or creates or may create disruption to the educational environment.

#### ANIMALS ACCOMPANYING EMPLOYEES OR TOTHER ADULTS IN DISTRICT 191 SCHOOLS

Service animals are permitted to accompany a person with disabilities consistent with Minnesota Statutes §256C. A person who is training a dog to be a service dog shall also be permitted to have a dog on school property.

A service animal is defined for the purposes of this policy as a guide dog, signal dog or other animal trained to do work or perform tasks for the benefit of a person with disabilities. The person with a disability must:

Properly harness or leash the service animal and maintain control of the animal.

Descriptor Term:  
Animals in the School

Descriptor Code:  
ING-~~R~~  
Rescinds:

Page 3 of 3  
Issued Date:  
~~1/86~~  
DRAFT 11/06  
Issued: 1/2010

The service animal must be identified as having been trained by a recognized school for service animals.

The service animal (if a dog) must be accompanied by proof of vaccination for rabies and distemper-parvo.

The person shall be liable for any damage done to property by the dog.

The person is responsible for the humane care and treatment of the service animal.

The person may be asked to remove the service animal if it poses a significant health or safety risk to the person or others.

Legal References: The Individuals with Disabilities Education Act, 20 U.S.C. §1401 et seq.  
Section 504 of the Rehabilitation Act of 1973  
Minn.Stat. §256C.01 - .03  
Minn. Stat. § 363A. 19  
The Americans with Disabilities Act ,48U.S.C. § 12101 et seq.  
28 C.F.R. 36.302(c)(1)

Descriptor Term:  
Guidelines Animals in the School

Descriptor Code:  
ING-R

Page 1 of 1  
Issued Date:  
~~1/86~~  
DRAFT 11/09

Rescinds:

Issued: 1/2010

Site Administrators must grant permission prior to a non-service animal being allowed in a school.

All interactions between animals and students will be supervised.

Non-service animals will not be allowed in food preparation, storage or eating areas.

Thorough hand washing with soap and water will take place after any contact with animals, their equipment, cages or food. This is especially important in the case of handling reptiles such as turtles and iguanas.

The following animals will not be allowed in school: Cats, stray animals, aggressive animals, poisonous animals – spiders, snakes, venomous insects and baby ducks or chicks.

The following conditions must be met for safety and sanitation:

#### Caged Animals

Cages must be kept on a table, counter or shelf, and set in a metal or plastic tray, or a cardboard tray with a plastic liner. If the cage has a built-in bottom, it may be placed on the floor.

Owners of the animals are responsible for feeding, watering and cage-cleaning functions including the area around the cage and floor as needed. These functions may be delegated to a specified district employee or student who accepts responsibility. Cleaning and disposal of cage contents should be done frequently using gloves. Bacteria and allergen in the urine should be considered when housing an animal in a classroom.

#### Visiting Animals

Dogs must be accompanied by copies of their vaccination dates against rabies and distemper-parvo. When possible, it is preferable for students to go outside and visit the animal rather than have the animal visit the students in the building.

#### Animal Bites

If an animal bite occurs, administer first aid as necessary and notify the health office.

#### Other Emergency Situations

In the event of an emergency situation, (i.e., building closure, natural catastrophe) a plan of care to house and care for the animal will be the responsibility of the classroom teacher and site administrator).

#### Determining Need for Non-Service Animals

IEP/504 teams will meet to consider the need for an animal to accompany a student to school. The Team will address any specific goal/objective that would pertain to the animal and how the student's need would be addressed and if the use of the animal is the only and best means for meeting the student's need. These considerations would be balanced with the needs of other students in the school/classroom including allergies, asthma, and cultural concerns.

**INDEPENDENT SCHOOL DISTRICT 191  
Burnsville-Eagan-Savage  
Business Office**

**TO: Members of the School Board**

**FROM: Lisa K. Rider, Executive Director of Business Services**

**DATE: November 19, 2009**

**RE: Schedule the Truth In Taxation hearing with opportunity for the public to speak prior to Certification of the Property Tax Levy Payable 2010.**

RECOMMENDATION: That the School Board include the Truth in Taxation Hearing as part of the December 10, 2009 regularly scheduled board meeting beginning at 6:30 pm at the Burnsville High School Senior Campus. During this portion of the meeting, the budget and levy will be discussed and an opportunity for the public to speak will be provided. Final levy certification will occur later during the same evening, December 10, 2009.

On September 17, 2009, the School Board certified the Proposed Levy for the Property Taxes Payable in 2010 and authorized the Clerk to execute the levy certification forms in the "Maximum Amount". In the past the next step would have been to hold a separately scheduled Truth In Taxation Hearing with a continuation hearing scheduled later prior to the final levy certification. However, legislation passed in 2009 session eliminated the requirement to hold a special Truth in Taxation public hearing, continuation hearing, and levy adoption hearing. Rather, the hearing is to be included as part of a regularly schedule meeting held after 6:00pm, discussing the budget and levy, and allowing time for the public to speak.

Because this is a change from the past, the recommendation above is to provide the public with notification of the upcoming Truth in Taxation Hearing as a part of the December 10, 2009 regularly scheduled board meeting where they will have the opportunity to speak.



---

TO: Members, Board of Education Agenda Item II.B.8  
November 19, 2009

FROM: Randy Clegg, Superintendent

DATE: November 19, 2009

RE: Schedule Closed Session

**Recommendation:** That the Board of Education schedule a Closed Session during the regularly scheduled board meeting on November 19, 2009 at the Burnsville High School Senior Campus for the discussion of private student data.

**Discussion:** Closed sessions of the School Board must be called by a majority vote of those in attendance at a duly called Board meeting.

Typically, School Board members are to be given a three-day notice of all meetings. Since the November 19 Closed Session cannot be called until that very evening, the motion indicates that the three-day notice is waived. Any member who is unable to attend the meeting will be asked to waive their right to the three-day notice as well.

TO: Members, Board of Education Agenda Item III.A  
November 19, 2009  
FROM: Randy Clegg, Superintendent  
DATE: November 18, 2009  
RE: Junior High Gifted Magnet

**Recommendation:** That the Board of Education approve the selection of Eagle Ridge Junior High School to establish a junior high school gifted magnet program for implementation in the fall of 2010.

On August 6, the Board of Education adopted a goal to establish a junior high school gifted magnet program by the fall of 2010. Establishing a junior high school gifted magnet is part of a broader Board goal to implement a full continuum of rigorous, researched-based gifted education programs in the school district by 2014.

To implement the Board's goal, proposals were solicited from all junior high schools interested in developing and implementing a gifted junior high school magnet program. All proposals received were reviewed by a committee comprised of district administrators and faculty. Each junior high school was also asked to make a short presentation associated with the proposal they submitted. Two high quality proposals were received which reflected considerable thinking and planning for the possibility of creating a junior high school gifted magnet. Based on the proposals received, and in consideration of the input received from a committee of administrators and faculty, it is recommended that Eagle Ridge Junior High School be selected to establish a junior high school gifted magnet program for implementation in the fall of 2010.

**AMENDED**  
 Agenda Item IV.A  
 November 19, 2009

TO: Members of the Board of Education  
 FROM: Lisa Rider, Executive Director of Business Services  
 DATE: November 19, 2009  
 RE: Tuition Rates for SY2010-11 Kindergarten Plus Program

**RECOMMENDATION:** That the Board of Education approve an annual tuition rate for the 2010-11 Kindergarten Plus Program of ~~\$3,123.00~~ \$3,132.00.

**Discussion**

The current annual fee for the 2009-2010 Kindergarten Plus Program is \$2,970.00. This fee has remained constant since the 07-08 school year. As costs are increasing, we need to adjust our fees accordingly. I am recommending an increase in fees of ~~\$153~~ \$162 to cover projected expenses. The recommended increase will maintain our fee similar to or lower than comparable programs in other districts as shown below.

Families with financial limitations can apply for assistance by completing the Application for Educational Benefits forms available from Food Services. The sliding scale for income on these forms parallels the criteria for free and reduced price lunches.

**Comparison Chart**

DISTRICT	2007-08	2008-09	2009-10	2010-11
<b>District 191</b>	<b>\$2,970</b>	<b>\$2,970</b>	<b>\$2,970</b>	<del>\$3,123</del> <b><u>\$3,132</u></b>
Bloomington	\$2,925	\$3,060	\$3,060	\$3060**
Farmington	\$2,754	\$3,222	\$3,567	\$3567**
Lakeville	\$3,190	\$3,190	\$3,190	\$3190**
Rosemount – AV- Eagan	\$2,997	\$2,997	\$3,087	\$3270**
Prior Lake	\$2745	\$2790	\$2,790	\$2250
Eden Prairie	\$3,100	\$3,100	\$3,500	\$3500**
Edina	\$2,925	\$3,015	\$3,015	\$3015**
Minnetonka	\$3,456	\$3,660	\$3,900	\$3900**
St. Louis Park	\$3,525	\$3,725	\$3,725	\$3725
Wayzata	\$2,752	\$3,164	\$3,164	\$3164*

Last year's rates \*\*