

Agenda

- I. Call to Order / WebEx Log-In Info
- II. <https://woodbridgeps.webex.com/woodbridgeps/j.php?MTID=ma6b2048dca71ef25318956b692b0f158>
- III.
- IV. Meeting number (access code): 2490 008 0784
- V. Meeting password: eY3dtqkpQ34
- VI.
- VII. Public Comment - The Board welcomes public participation. We ask that speakers please limit their comments to three minutes. Please be aware that the Board will not respond to any comments made during the public comment period, except to clarify issues, but we will take into consideration your comments, and when appropriate, district administration will follow-up with you at a later point in time. During the COVID 19 epidemic, please feel free to submit Public Comments via email to mdegennaro@woodbridgeps.org
- VIII. Items for Discussion
 - A. 2020/21 Fiscal Year End (Anticipated time 4:30 - 4:45 PM)
 - B. 2021/22 Fiscal Year (Anticipated time 4:45 - 5:30 PM)
 1. Budget Narrative
 2. Budget Summary Report
 3. Budget Detail
- IX. Adjourn

Woodbridge Public School's Business Office

40 Beecher Road South
Woodbridge, CT 06525

To: Jonathan S. Budd, Ph.D., Superintendent
From: Richard Huot, Interim Director of Business
Date: September 9, 2021
Re: 2020-2021 Fiscal Year End



Attached is a copy of the 2020-2021 fiscal year end budget close out. The amount scheduled to be returned to the Town is \$64,029.96 or 4/10th of 1% of the total Budget.

The audit for this fiscal year is still in progress and is due legally at the State on or before December 31, 2021. A copy of the auditor's report will be available for distribution at that time.

If you or members of the Board of Education have any questions, I will be happy to respond.

The Town and the Board of Education may wish to explore the possibility of setting up a non-lapsing account where up to 2% of unexpended year end funds can be deposited (CGS 10-248A). Many communities use this fund to address capital needs, technology, excess special education costs or other long-term goals of the school district.




WOODBRIDGE BOARD OF EDUCATION
YEAR-TO-DATE BUDGET REPORT

08/31/2021 16:25
2163gmas

FOR 2021 13

	ORIGINAL APPROP	TRANSFERS/ADJUSTMS	REVISED BUDGET	YTD EXPENDED	ENCUMBRANCES	AVAILABLE BUDGET	PCT USED
61100 Director of Special Services							
1301 Sped Administration	141,277	0	141,277	141,277.00	.00	.00	100.0%
TOTAL Director of Special Services	141,277	0	141,277	141,277.00	.00	.00	100.0%
61101 Superintendent Salary							
1401 DW Administration	196,423	0	196,423	230,147.00	.00	-33,724.00	117.2%
TOTAL Superintendent Salary	196,423	0	196,423	230,147.00	.00	-33,724.00	117.2%
61102 Director of Business Services							
1401 DW Administration	128,959	0	128,959	128,959.00	.00	.00	100.0%
TOTAL Director of Business Services	128,959	0	128,959	128,959.00	.00	.00	100.0%
61103 Principal Salary							
1401 DW Administration	163,105	0	163,105	163,105.00	.00	.00	100.0%
TOTAL Principal Salary	163,105	0	163,105	163,105.00	.00	.00	100.0%
61104 Assistant Principal Salary							
1401 DW Administration	135,358	0	135,358	135,358.00	.00	.00	100.0%
TOTAL Assistant Principal Salary	135,358	0	135,358	135,358.00	.00	.00	100.0%
61200 Certified Salaries							



WOODBRIDGE BOARD OF EDUCATION
YEAR-TO-DATE BUDGET REPORT


08/31/2021 16:25
2163gmas

FOR 2021 13


61200 Certified Salaries	ORIGINAL APPROP	TRANSFRS/ADJSTMTS	REVISED BUDGET	YTD EXPENDED	ENCUMBRANCES	AVAILABLE BUDGET	PCT USED
1105 North Art	39,869	0	39,869	28,580.55	35,614.40	-24,325.95	161.0%
1107 North Kindergarten	535,609	0	535,609	511,815.11	.00	23,793.89	95.6%
1111 North Music	98,209	0	98,209	67,834.69	.00	30,374.31	69.1%
1112 North Physical Education	147,742	0	147,742	147,742.50	.00	0.00	100.0%
1117 North World Language	94,316	0	94,316	86,302.25	.00	6,013.75	91.6%
1120 North Multi-Age Group	351,009	0	351,009	351,990.84	.00	-981.84	100.3%
1126 North Grade One	407,941	0	407,941	400,116.59	.00	7,824.41	98.1%
1127 North Grade Two	433,865	0	433,865	384,976.60	29,732.98	19,155.42	95.6%
1205 South Art	97,330	0	97,330	97,330.00	.00	.00	100.0%
1211 South Music	121,500	0	121,500	123,305.29	.00	-1,805.29	101.5%
1212 South Physical Education	142,365	0	142,365	142,364.44	.00	.56	100.0%
1217 South World Language	94,316	0	94,316	90,209.53	.00	4,106.47	95.6%
1228 South Grade Three	543,269	0	543,269	410,352.30	.00	132,916.70	75.5%
1229 South Grade Four	362,612	0	362,612	352,112.84	.00	32,500.84	109.0%
1230 South Grade Five	537,507	0	537,507	537,111.74	.00	204.74	100.0%
1231 South Grade Six	452,571	0	452,571	502,784.24	.00	-50,213.24	111.1%
1303 Sped Location Wide	941,906	0	941,906	912,392.74	.00	29,513.26	96.9%
1313 Sped Pre-School	74,680	0	74,680	74,680.00	.00	.00	100.0%
1333 Sped Summer Program	22,560	0	22,560	100.00	.00	22,460.00	.4%
1408 DW Language Arts	359,391	0	359,391	360,109.84	.00	-718.84	100.2%
1409 DW Math	150,265	0	150,265	150,265.00	20,000.00	-20,000.00	113.3%
1410 DW Media Center	167,004	0	167,004	167,004.00	24,166.61	-24,166.61	114.5%
1418 DW Technology	162,790	0	162,790	167,813.12	1,100.00	-6,123.12	103.8%
1434 DW Science	61,965	0	61,965	66,077.00	.00	-4,112.00	106.6%
TOTAL Certified Salaries	6,400,592	0	6,400,592	6,178,971.21	110,613.99	111,006.80	98.3%
61201 Certified Salary - NP							
1303 Sped Location Wide	200,610	0	200,610	232,161.78	.00	-31,551.78	115.7%
1403 DW Location Wide	2,620	0	2,620	2,750.00	.00	-130.00	105.0%
1419 DW Curriculum	19,500	0	19,500	.00	19,500.00	.00	100.0%
TOTAL Certified Salary - NP	222,730	0	222,730	234,911.78	19,500.00	-31,681.78	114.2%
61203 Counselor Salary							
1303 Sped Location Wide	49,806	0	49,806	51,655.52	.00	-1,849.52	103.7%
TOTAL Counselor Salary	49,806	0	49,806	51,655.52	.00	-1,849.52	103.7%
61204 Stipends							



61204 Stipends	ORIGINAL APPROP	TRANSFRS/ADJSTMTS	REVISED BUDGET	YTD EXPENDED	ENCUMBRANCES	AVAILABLE BUDGET	PCT USED
1403 DW Location Wide	22,000	0	22,000	22,064.00	.00	-64.00	100.3%
TOTAL Stipends	22,000	0	22,000	22,064.00	.00	-64.00	100.3%
<hr/>							
61303 Custodian Salaries							
1402 DW School Operation	379,851	0	379,851	333,814.61	.00	46,036.39	87.9%
TOTAL Custodian Salaries	379,851	0	379,851	333,814.61	.00	46,036.39	87.9%
<hr/>							
61305 Custodian OT Salary							
1402 DW School Operation	50,827	0	50,827	55,721.83	2,500.00	-7,394.83	114.5%
TOTAL Custodian OT Salary	50,827	0	50,827	55,721.83	2,500.00	-7,394.83	114.5%
<hr/>							
61400 Nurses Salaries							
1404 DW Nurse Services	157,822	0	157,822	158,279.82	.00	-457.82	100.3%
TOTAL Nurses Salaries	157,822	0	157,822	158,279.82	.00	-457.82	100.3%
<hr/>							
61500 Administrative Asst.							
1101 North Administration	53,176	0	53,176	53,224.35	.00	-48.35	100.1%
1201 South Administration	106,353	0	106,353	106,602.11	.00	-249.11	100.2%
1301 Sped Administration	59,246	0	59,246	59,280.71	14,335.20	-14,369.91	124.3%
1401 DW Administration	158,606	0	158,606	167,048.73	3,000.00	-11,442.73	107.2%
TOTAL Administrative Asst.	377,381	0	377,381	386,155.90	17,335.20	-26,110.10	106.9%
<hr/>							
61600 Non-Certified Salaries							



61600 Non-Certified Salaries	ORIGINAL APPROP	TRANSFRS/ADJSTMTS	REVISED BUDGET	YTD EXPENDED	ENCUMBRANCES	AVAILABLE BUDGET	PCT USED
1103 North Location Wide	190,460	0	190,460	171,016.99	.00	19,443.01	89.8%
1203 South Location Wide	43,024	0	43,024	26,801.19	.00	16,222.81	62.3%
1303 Sped Location Wide	115,892	0	115,892	195,650.44	8,000.00	-87,758.44	175.7%
1333 Sped Summer Program	11,610	0	11,610	.00	.00	11,610.00	0%
1410 DW Media Center	28,582	0	28,582	12,730.24	.00	15,851.76	44.5%
1418 DW Technology	28,093	0	28,093	14,856.58	400.00	12,836.42	54.3%
1421 DW Copy Center	14,930	0	14,930	14,430.00	.00	500.00	96.7%
TOTAL Non-Certified Salaries	432,591	0	432,591	435,485.44	8,400.00	-11,294.44	102.6%
<hr/>							
61601 One to One Salaries							
1303 Sped Location Wide	310,442	0	310,442	297,093.02	8,000.00	5,348.98	98.3%
TOTAL One to One Salaries	310,442	0	310,442	297,093.02	8,000.00	5,348.98	98.3%
<hr/>							
61700 Occupational Therapist Salarie							
1303 Sped Location Wide	0	0	0	30,981.84	.00	-30,981.84	100.0%
TOTAL Occupational Therapist Salarie	0	0	0	30,981.84	.00	-30,981.84	100.0%
<hr/>							
61710 Physical Therapist Salaries							
1303 Sped Location Wide	0	0	0	18,721.25	.00	-18,721.25	100.0%
TOTAL Physical Therapist Salaries	0	0	0	18,721.25	.00	-18,721.25	100.0%
<hr/>							
61900 Misc salaries							
1403 DW Location Wide	36,965	0	36,965	16,188.75	250.00	20,526.25	44.5%
1423 DW Board of Ed	6,479	0	6,479	6,478.94	.00	.06	100.0%
TOTAL Misc salaries	43,444	0	43,444	22,667.69	250.00	20,526.31	52.8%
<hr/>							
61903 Lifeguard Salary							



WOODBRIDGE BOARD OF EDUCATION
YEAR-TO-DATE BUDGET REPORT

09/31/2021 16:25
2163mas

FOR 2021 13

	ORIGINAL APPROP	TRANSFRS/ADJUSTMTS	REVISED BUDGET	YTD EXPENDED	ENCUMBRANCES	AVAILABLE BUDGET	PCT USED
61903 Lifeguard Salary							
1103 North Location Wide	1,548	0	1,548	255.00	.00	1,293.00	16.5%
1203 South Location Wide	2,970	0	2,970	174.00	.00	2,796.00	5.9%
TOTAL Lifeguard Salary	4,518	0	4,518	429.00	.00	4,089.00	9.5%
61904 Degree Changes							
1403 DW Location Wide	7,150	0	7,150	.00	.00	7,150.00	.0%
TOTAL Degree Changes	7,150	0	7,150	.00	.00	7,150.00	.0%
62200 FICA							
1432 DW Benefits	252,995	0	252,995	210,029.57	.00	42,965.43	83.0%
TOTAL FICA	252,995	0	252,995	210,029.57	.00	42,965.43	83.0%
62300 MERF Amortization							
1432 DW Benefits	13,850	0	13,850	11,873.00	.00	1,977.00	85.7%
TOTAL MERF Amortization	13,850	0	13,850	11,873.00	.00	1,977.00	85.7%
62301 MERF							
1432 DW Benefits	288,491	0	288,491	321,907.90	.00	-33,416.90	111.6%
TOTAL MERF	288,491	0	288,491	321,907.90	.00	-33,416.90	111.6%
62700 Medical Insurance							
1425 DW Non-Employees	109,086	0	109,086	112,644.76	.00	-3,558.76	103.3%
1432 DW Benefits	2,295,425	0	2,295,425	2,279,747.67	.00	15,677.33	99.3%
TOTAL Medical Insurance	2,404,511	0	2,404,511	2,392,392.43	.00	12,118.57	99.5%



WOODBRIDGE BOARD OF EDUCATION
YEAR-TO-DATE BUDGET REPORT

08/31/2021 16:25
2163gmas

FOR 2021 13

62800 Life Insurance	ORIGINAL APPROP	TRANSFERS/ADJUSTMTS	REVISED BUDGET	YTD EXPENDED	ENCUMBRANCES	AVAILABLE BUDGET	PCT USED
62800 Life Insurance							
1432 DW Benefits	42,162	0	42,162	32,440.74	.00	9,721.26	76.9%
TOTAL Life Insurance	42,162	0	42,162	32,440.74	.00	9,721.26	76.9%
62902 Course Reimbursement							
1403 DW Location Wide	14,300	0	14,300	5,600.00	.00	8,700.00	39.2%
TOTAL Course Reimbursement	14,300	0	14,300	5,600.00	.00	8,700.00	39.2%
63200 Professional Development							
1101 North Administration	0	0	0	104.77	.00	-104.77	100.0%
1103 North Location Wide	3,500	0	3,500	.00	.00	3,500.00	.0%
1201 South Administration	3,500	0	3,500	31.00	.00	3,469.00	.9%
1203 South Location Wide	3,500	0	3,500	29.00	.00	3,471.00	.8%
1303 Sped Location Wide	5,475	0	5,475	305.00	.00	5,170.00	5.6%
1401 DW Administration	3,500	0	3,500	69.87	.00	3,430.13	2.0%
1404 DW Nurse Services	3,500	0	3,500	.00	.00	500.00	.0%
1408 DW Language Arts	1,200	0	1,200	.00	.00	1,200.00	.0%
1409 DW Math	6,000	0	6,000	300.00	.00	5,700.00	5.0%
1410 DW Media Center	600	0	600	.00	.00	600.00	.0%
1418 DW Technology	1,500	0	1,500	.00	.00	1,500.00	.0%
1419 DW Curriculum	5,500	0	5,500	199.00	.00	5,301.00	3.6%
1423 DW Board of Ed	2,000	0	2,000	.00	.00	2,000.00	.0%
1434 DW Science	1,200	0	1,200	.00	.00	1,200.00	.0%
TOTAL Professional Development	37,975	0	37,975	1,038.64	.00	36,936.36	2.7%
63300 Legal							
1301 Sped Administration	12,000	0	12,000	13,872.50	1,091.74	-2,964.24	124.7%
1401 DW Administration	19,600	0	19,600	27,585.25	1,443.50	-9,428.75	148.1%
TOTAL Legal	31,600	0	31,600	41,457.75	2,535.24	-12,392.99	139.2%



WOODBRIDGE BOARD OF EDUCATION
YEAR-TO-DATE BUDGET REPORT

08/31/2021 16:25
2163gmas

FOR 2021 13

	ORIGINAL APPROP	TRANSFRS/ADJUSTMTS	REVISED BUDGET	YTD EXPENDED	ENCUMBRANCES	AVAILABLE BUDGET	PCT USED
63400 Software Support							
63400 Software Support							
1403 DW Location Wide	22,000	0	22,000	19,918.90	1,597.12	483.98	97.8%
1404 DW Nurse Services	2,238	0	2,238	.00	.00	2,238.00	93.5%
1410 DW Media Center	2,100	0	2,100	1,962.95	.00	137.05	
TOTAL Software Support	26,338	0	26,338	21,881.85	1,597.12	2,859.03	89.1%
63500 Substitutes							
63500 Substitutes							
1403 DW Location Wide	24,647	0	24,647	309,710.79	.00	-285,063.79	1256.6%
TOTAL Substitutes	24,647	0	24,647	309,710.79	.00	-285,063.79	1256.6%
63900 Other Professional Services							
63900 Other Professional Services							
1303 Sped Location Wide	81,688	0	81,688	.00	.00	81,688.00	.0%
1333 Sped Summer Program	3,675	0	3,675	.00	.00	3,675.00	.0%
1401 DW Administration	262,501	0	262,501	217,805.04	45,037.52	-341.56	100.1%
1404 DW Nurse Services	1,650	0	1,650	.00	1,500.00	150.00	90.9%
TOTAL Other Professional Services	349,514	0	349,514	217,805.04	46,537.52	85,171.44	75.6%
63901 Consultants							
63901 Consultants							
1303 Sped Location Wide	35,000	0	35,000	19,975.50	5,760.00	9,264.50	73.5%
TOTAL Consultants	35,000	0	35,000	19,975.50	5,760.00	9,264.50	73.5%
63902 Audits							
63902 Audits							
1401 DW Administration	24,271	0	24,271	23,255.00	.00	1,016.00	95.8%
TOTAL Audits	24,271	0	24,271	23,255.00	.00	1,016.00	95.8%
64100 Electricity							
64100 Electricity							




08/31/2021 16:25
2163gma

WOODBRIDGE BOARD OF EDUCATION
YEAR-TO-DATE BUDGET REPORT

FOR 2021 13

64100 Electricity	ORIGINAL APPROP	TRANSFERS/ADJUSTMTS	REVISED BUDGET	YTD EXPENDED	ENCUMBRANCES	AVAILABLE BUDGET	PCT USED
1402 DW School Operation	174,823	0	174,823	161,968.87	3,831.18	9,022.95	94.8%
TOTAL Electricity	174,823	0	174,823	161,968.87	3,831.18	9,022.95	94.8%
64101 Water & Sewer							
1402 DW School Operation	17,455	0	17,455	11,650.83	831.40	4,972.77	71.5%
TOTAL Water & Sewer	17,455	0	17,455	11,650.83	831.40	4,972.77	71.5%
64200 Heating							
1402 DW School Operation	68,386	0	68,386	76,441.01	6,845.98	-14,900.99	121.8%
TOTAL Heating	68,386	0	68,386	76,441.01	6,845.98	-14,900.99	121.8%
64300 Repairs & Maintenance							
1401 DW Administration	975	0	975	1,358.11	.00	-383.11	139.3%
1402 DW School Operation	36,456	0	36,456	61,334.66	1,255.57	-26,134.23	171.7%
1403 DW Location Wide	14,000	0	14,000	10,695.55	291.00	3,013.45	78.5%
1410 DW Media Center	200	0	200	.00	.00	200.00	100.0%
1435 DW Security & Safety	0	0	0	405.94	.00	-405.94	100.0%
TOTAL Repairs & Maintenance	51,631	0	51,631	73,794.26	1,546.57	-23,709.83	145.9%
64450 Leases & Rentals							
1101 North Administration	3,642	0	3,642	3,401.40	.00	240.60	93.4%
1201 South Administration	2,743	0	2,743	2,014.60	488.41	239.99	91.3%
1301 Sped Administration	3,194	0	3,194	2,278.40	459.56	456.04	85.7%
1401 DW Administration	10,264	0	10,264	10,835.04	1,378.89	-1,949.93	119.0%
1402 DW School Operation	0	0	0	811.85	2,085.00	-2,896.85	100.0%
1410 DW Media Center	1,514	0	1,514	1,514.00	.00	.00	100.0%
1421 DW Copy Center	32,238	0	32,238	30,452.66	1,782.34	3.00	100.0%



WOODBRIDGE BOARD OF EDUCATION
YEAR-TO-DATE BUDGET REPORT

06/31/2021 16:25
2163mas

FOR 2021 13

	ORIGINAL APPROP	TRANSFERS/ADJUSTMTS	REVISED BUDGET	YTD EXPENDED	ENCUMBRANCES	AVAILABLE BUDGET	PCT USED
TOTAL Leases & Rentals	53,595	0	53,595	51,307.95	6,194.20	-3,907.15	107.3%
<hr/>							
64500 Building Improvements							
1402 DW School Operation	10,300	0	10,300	10,300.00	.00	.00	100.0%
TOTAL Building Improvements	10,300	0	10,300	10,300.00	.00	.00	100.0%
<hr/>							
64900 Purchased Services							
1402 DW School Operation	24,520	0	24,520	20,313.18	1,403.82	2,803.00	88.6%
TOTAL Purchased Services	24,520	0	24,520	20,313.18	1,403.82	2,803.00	88.6%
<hr/>							
64901 Service Contracts							
1303 Sped Location Wide	24,750	0	24,750	28,336.50	7,743.50	-11,330.00	145.8%
1401 DW Administration	1,776	0	1,776	932.90	1,776.00	843.10	52.5%
1402 DW School Operation	83,802	0	83,802	88,722.88	6,337.60	-11,258.48	113.4%
1421 DW Copy Center	680	0	680	.00	.00	680.00	.0%
1435 DW Security & Safety	22,184	0	22,184	8,629.66	483.34	13,071.00	41.1%
TOTAL Service Contracts	133,192	0	133,192	126,621.94	14,564.44	-7,994.38	106.0%
<hr/>							
65100 Transportation							
1212 South Physical Education	1,776	0	1,776	.00	.00	1,776.00	.0%
1303 Sped Location Wide	191,620	0	191,620	180,849.79	12,835.02	-2,064.81	101.1%
1333 Sped Summer Program	24,090	0	24,090	.00	.00	24,090.00	.0%
1403 DW Location Wide	333,759	0	333,759	333,236.96	.00	522.04	99.8%
TOTAL Transportation	551,245	0	551,245	514,086.75	12,835.02	24,323.23	95.6%
<hr/>							
65101 Transportation Non-Public							




WOODBRIDGE BOARD OF EDUCATION
YEAR-TO-DATE BUDGET REPORT

08/31/2021 16:25
2163mas

FOR 2021 13

65101	Transportation Non-Public	ORIGINAL APPROP	TRANSFRS/ADJUSTMTS	REVISED BUDGET	YTD EXPENDED	ENCUMBRANCES	AVAILABLE BUDGET	PCT USED
1403	DW Location Wide	45,195	0	45,195	30,926.00	.00	14,269.00	68.4%
	TOTAL Transportation Non-Public	45,195	0	45,195	30,926.00	.00	14,269.00	68.4%
65102	Fuel for Buses							
1403	DW Location Wide	37,650	0	37,650	40,257.91	.00	-2,607.91	106.9%
	TOTAL Fuel for Buses	37,650	0	37,650	40,257.91	.00	-2,607.91	106.9%
65200	Liability Insurance							
1401	DW Administration	100,893	0	100,893	99,760.24	.00	1,132.76	98.9%
	TOTAL Liability Insurance	100,893	0	100,893	99,760.24	.00	1,132.76	98.9%
65201	Workman's Compensation							
1401	DW Administration	205,862	0	205,862	178,947.42	.00	26,914.58	86.9%
	TOTAL Workman's Compensation	205,862	0	205,862	178,947.42	.00	26,914.58	86.9%
65300	Telephones							
1101	North Administration	4,806	0	4,806	4,444.77	361.56	-.33	100.0%
1201	South Administration	4,806	0	4,806	4,561.06	640.03	-395.09	108.2%
1301	Sped Administration	1,678	0	1,678	1,546.67	131.73	-.40	100.0%
1401	DW Administration	4,850	0	4,850	3,310.43	177.96	1,361.61	71.9%
1402	DW School Operation	788	0	788	.00	.00	788.00	.0%
	TOTAL Telephones	16,928	0	16,928	13,862.93	1,311.28	1,753.79	89.6%
65350	Internet							



WOODBRIDGE BOARD OF EDUCATION
YEAR-TO-DATE BUDGET REPORT

08/31/2021 16:25
2163gmas

FOR 2021 13

65350 Internet	ORIGINAL APPROP	TRANSFRS/ADJSTHS	REVISED BUDGET	YTD EXPENDED	ENCUMBRANCES	AVAILABLE BUDGET	PCT USED
1401 DW Administration	24,640	0	24,640	25,270.00	.00	-630.00	102.6%
TOTAL Internet	24,640	0	24,640	25,270.00	.00	-630.00	102.6%
65370 Postage							
1101 North Administration	500	0	500	3,031.44	596.01	-3,127.45	725.5%
1201 South Administration	1,000	0	1,000	.00	.00	1,000.00	.0%
1301 Sped Administration	1,250	0	1,250	1,199.28	.00	50.72	95.9%
1401 DW Administration	1,900	0	1,900	1,209.08	.00	690.92	63.6%
TOTAL Postage	4,650	0	4,650	5,439.80	596.01	-1,385.81	129.8%
65400 Advertising							
1401 DW Administration	2,500	0	2,500	11,761.53	.00	-9,261.53	470.5%
TOTAL Advertising	2,500	0	2,500	11,761.53	.00	-9,261.53	470.5%
65500 Interns							
1401 DW Administration	171,204	0	171,204	111,044.42	.00	60,159.58	64.9%
TOTAL Interns	171,204	0	171,204	111,044.42	.00	60,159.58	64.9%
65600 Tuition							
1303 Sped Location Wide	272,758	0	272,758	275,974.07	27,680.83	-30,896.90	111.3%
1333 Sped Summer Program	32,403	0	32,403	26,361.66	.00	6,041.34	81.4%
TOTAL Tuition	305,161	0	305,161	302,335.73	27,680.83	-24,855.56	108.1%
65900 Misc Purchased Services							



WOODBRIDGE BOARD OF EDUCATION
YEAR-TO-DATE BUDGET REPORT

08/31/2021 16:25
2163gmas

FOR 2021 13

65900 Misc Purchased Services	ORIGINAL APPROP	TRANSFRS/ADJSTMTS	REVISED BUDGET	YTD EXPENDED	ENCUMBRANCES	AVAILABLE BUDGET	PCT USED
1101 North Administration	500	0	500	.00	.00	500.00	.0%
1201 South Administration	500	0	500	99.54	.00	400.46	19.9%
1401 DW Administration	10,900	0	10,900	4,886.99	7,943.07	-1,930.06	117.7%
1404 DW Nurse Services	1,300	0	1,300	225.00	.00	1,075.00	17.3%
1424 DW Board of Ed	1,700	0	1,700	132.87	.00	567.13	19.0%
TOTAL Misc Purchased Services	13,900	0	13,900	5,344.40	7,943.07	612.53	95.6%
66100 Supplies DW							
1103 North Location Wide	2,397	0	2,397	2,350.04	.00	46.96	98.0%
1105 North Art	1,752	0	1,752	483.27	.00	1,268.73	27.6%
1107 North Kindergarten	4,939	0	4,939	2,602.73	90.00	2,246.27	54.5%
1111 North Music	683	0	683	76.76	.00	606.24	11.2%
1112 North Physical Education	1,806	0	1,806	759.99	.00	1,046.01	42.1%
1120 North Multi-Age Group	4,724	0	4,724	3,502.30	100.01	1,121.69	76.3%
1126 North Grade One	4,562	0	4,562	3,482.14	.00	1,079.86	76.3%
1127 North Grade Two	3,905	0	3,905	2,852.46	.00	1,052.54	73.0%
1203 South Location Wide	1,508	0	1,508	1,208.10	155.70	144.20	90.4%
1205 South Art	2,100	0	2,100	278.98	.00	1,821.02	13.3%
1211 South Music	2,800	0	2,800	49.99	.00	2,750.01	1.8%
1212 South Physical Education	1,528	0	1,528	900.87	.00	627.13	59.0%
1228 South Grade Three	3,892	0	3,892	841.44	.00	3,050.56	21.6%
1229 South Grade Four	2,850	0	2,850	1,853.80	.00	996.20	65.0%
1230 South Grade Five	4,410	0	4,410	2,741.52	.00	1,668.48	62.2%
1231 South Grade Six	4,600	0	4,600	2,489.06	.00	2,110.94	54.1%
1303 Sped Location Wide	5,966	0	5,966	4,087.24	1,114.17	764.59	67.2%
1313 Sped Pre-School	813	0	813	813.00	.00	0.00	100.0%
1407 DW World Language	800	0	800	559.18	.00	240.82	69.9%
1408 DW Language Arts	6,150	0	6,150	4,837.08	.00	1,312.92	78.7%
1409 DW Math	4,810	0	4,810	3,334.21	.00	1,475.79	69.3%
1410 DW Media Center	5,033	0	5,033	1,383.38	.00	3,649.62	27.5%
1418 DW Technology	13,000	0	13,000	11,600.73	.00	1,399.27	89.2%
1420 DW Social Studies	3,693	0	3,693	21.33	.00	3,671.67	.6%
1421 DW Copy Center	18,700	0	18,700	9,173.99	3,054.00	6,472.01	65.4%
1424 DW TAG	15,035	0	15,035	1,812.50	.00	3,222.50	36.0%
1434 DW Science	11,514	0	11,514	3,810.44	.00	7,703.56	33.1%
TOTAL Supplies DW	123,970	0	123,970	67,093.53	4,513.88	52,362.59	57.8%
66200 Admin Supplies							




WOODBRIDGE BOARD OF EDUCATION
YEAR-TO-DATE BUDGET REPORT

08/31/2021 16:25
2163gmas

FOR 2021 13

66200 Admin Supplies	ORIGINAL APPROP	TRANSFERS/ADJUSTMTS	REVISED BUDGET	YTD EXPENDED	ENCUMBRANCES	AVAILABLE BUDGET	PCT USED
1301 Sped Administration	12,425	0	12,425	10,385.97	649.00	1,390.03	88.8%
1401 DW Administration	41,183	0	41,183	38,982.90	.00	2,200.10	94.7%
1403 DW Location Wide	13,500	0	13,500	12,552.25	889.20	58.55	99.6%
TOTAL Admin Supplies	67,108	0	67,108	61,921.12	1,538.20	3,648.68	94.6%
66250 Supplies Nurse							
1404 DW Nurse Services	4,060	0	4,060	-4,174.78	1,955.00	6,279.78	-54.7%
TOTAL Supplies Nurse	4,060	0	4,060	-4,174.78	1,955.00	6,279.78	-54.7%
66300 Supplies Custodial							
1402 DW School Operation	49,740	0	49,740	36,980.38	647.35	12,112.27	75.6%
TOTAL Supplies Custodial	49,740	0	49,740	36,980.38	647.35	12,112.27	75.6%
66301 Supplies Maintenance							
1402 DW School Operation	6,966	0	6,966	5,363.10	2,061.92	-459.02	106.6%
TOTAL Supplies Maintenance	6,966	0	6,966	5,363.10	2,061.92	-459.02	106.6%
66350 Supplies Office							
1101 North Administration	2,450	0	2,450	.57	.00	2,449.43	.0%
1201 South Administration	1,700	0	1,700	330.00	.00	1,370.00	19.4%
1301 Sped Administration	1,350	0	1,350	1,301.72	3.04	45.24	96.6%
1401 DW Administration	9,550	0	9,550	9,619.79	1,134.86	-1,204.65	112.6%
TOTAL Supplies Office	15,050	0	15,050	11,252.08	1,137.90	2,660.02	82.3%
66400 Books and A/V							



WOODBRIDGE BOARD OF EDUCATION
YEAR-TO-DATE BUDGET REPORT

08/31/2021 16:25
2163gmas

FOR 2021 13

66400 Books and A/V	ORIGINAL APPROP	TRANSFRS/ADJSTMTS	REVISED BUDGET	YTD EXPENDED	ENCUMBRANCES	AVAILABLE BUDGET	PCT USED
1410 DW Media Center	17,000	0	17,000	.00	.00	17,000.00	.0%
TOTAL Books and A/V	17,000	0	17,000	.00	.00	17,000.00	.0%
66450 Subscriptions							
1401 DW Administration	578	0	578	13.00	340.00	225.00	61.1%
1403 DW Location Wide	13,800	0	13,800	8,715.59	89.00	4,995.41	63.8%
1404 DW Nurse Services	255	0	255	.00	.00	255.00	.0%
1408 DW Language Arts	70	0	70	.00	.00	70.00	.0%
1410 DW Media Center	875	0	875	3,350.00	8,274.20	-10,749.20	1328.5%
1418 DW Technology	6,200	0	6,200	4,097.50	980.00	1,122.50	61.9%
TOTAL Subscriptions	21,778	0	21,778	16,176.09	9,683.20	-4,001.29	118.7%
66500 Testing							
1303 Sped Location Wide	4,000	0	4,000	5,135.18	714.48	-1,849.66	146.2%
1419 DW Curriculum	9,225	0	9,225	.00	.00	9,225.00	.0%
TOTAL Testing	13,225	0	13,225	5,135.18	714.48	7,375.34	44.2%
66900 Wage: Security							
1435 DW Security & Safety	4,064	0	4,064	2,464.23	.00	1,599.77	60.6%
TOTAL Wage: Security	4,064	0	4,064	2,464.23	.00	1,599.77	60.6%
67320 Equipment Computers							
1403 DW Location Wide	11,000	0	11,000	21,332.17	.00	-10,332.17	193.9%
1418 DW Technology	9,222	0	9,222	8,820.00	.00	402.00	95.6%
TOTAL Equipment Computers	20,222	0	20,222	30,152.17	.00	-9,930.17	149.1%
67350 Equipment Teaching							



FOR 2021 13

67350	Equipment Teaching	ORIGINAL APPROP	TRANSFRS/ADJUSTMTS	REVISED BUDGET	YTD EXPENDED	ENCUMBRANCES	AVAILABLE BUDGET	PCT USED
1303	Sped Location Wide	3,000	0	3,000	7,309.94	.00	-4,309.94	243.7%
1410	DW Media Center	1,000	0	1,000	.00	.00	1,000.00	.0%
	TOTAL Equipment Teaching	4,000	0	4,000	7,309.94	.00	-3,309.94	182.7%
67400	Equipment Building							
1402	DW School Operation	3,492	0	3,492	1,311.42	.00	2,180.58	37.6%
	TOTAL Equipment Building	3,492	0	3,492	1,311.42	.00	2,180.58	37.6%
67450	Furniture							
1203	South Location Wide	360	0	360	.00	.00	360.00	.0%
	TOTAL Furniture	360	0	360	.00	.00	360.00	.0%
68100	Dues, Fees & Memberships							
1101	North Administration	625	0	625	.00	.00	625.00	.0%
1201	South Administration	700	0	700	400.00	.00	300.00	57.1%
1203	South Location Wide	240	0	240	.00	.00	240.00	.0%
1205	South Art	895	0	895	.00	.00	895.00	.0%
1211	South Music	1,290	0	1,290	265.00	50.00	975.00	24.4%
1303	Sped Location Wide	1,250	0	1,250	647.10	.00	-397.10	258.8%
1401	DW Administration	15,935	0	15,935	9,559.27	5,934.00	441.73	97.2%
1404	DW Nurse Services	180	0	180	2,453.49	.00	-2,273.49	1363.1%
1408	DW Language Arts	300	0	300	80.00	.00	220.00	26.7%
1409	DW Math	400	0	400	403.00	.00	-3.00	100.8%
1410	DW Media Center	915	0	915	535.03	210.00	169.97	81.4%
1418	DW Technology	1,500	0	1,500	340.00	.00	1,160.00	22.7%
1423	DW Board of Ed	3,000	0	3,000	824.00	.00	2,176.00	27.5%
1434	DW Science	120	0	120	.00	.00	120.00	.0%
	TOTAL Dues, Fees & Memberships	26,350	0	26,350	15,506.89	6,194.00	4,649.11	82.4%
68250	Unemployment Compensation							



WOODBRIDGE BOARD OF EDUCATION
YEAR-TO-DATE BUDGET REPORT

FOR 2021 13

69250 Unemployment Compensation	ORIGINAL APPROP	TRANSFRS/ADJSTMTS	REVISED BUDGET	YTD EXPENDED	ENCUMBRANCES	AVAILABLE BUDGET	PCT USED
1401 DW Administration	1,500	0	1,500	7,862.70	.00	-6,362.70	524.2%
TOTAL Unemployment Compensation	1,500	0	1,500	7,862.70	.00	-6,362.70	524.2%
69000 Supplies/Misc							
1423 DW Board of Ed	3,200	0	3,200	5,998.76	.00	-2,798.76	187.5%
TOTAL Supplies/Misc	3,200	0	3,200	5,998.76	.00	-2,798.76	187.5%
69001 Ezra Nurse							
1401 DW Administration	36,209	0	36,209	23,910.14	.00	12,298.86	66.0%
TOTAL Ezra Nurse	36,209	0	36,209	23,910.14	.00	12,298.86	66.0%
GRAND TOTAL	15,201,954	0	15,201,954	14,800,865.24	337,058.80	64,029.96	99.6%

** END OF REPORT - Generated by Gaye Mastianna **

Woodbridge Public School's 2021-2022 Budget Narrative

September 1, 2021

September 1, 2021 represents two months of the fiscal year, but only two days of the school year. By the end of September, the financial report, with all positions filled, and two more payrolls completed, will give a clearer picture of the 2021-2022 budget.

100 Series Salaries - Salaries represent 60% of the budget. While we are currently showing \$95,700 positive position, this balance will shrink as all the non-certified staff positions are filled. Salaries is a budget area that will be watched closely as we move through the fiscal year. You may also note in the budget detail the large number of positive and negative budget lines. This clearly reflects the larger number of employee changes since the budget was developed. You may also note the budget format clearly shows the \$75,000 Technology Manager transfer the Board approved.

200 Series Benefits - The district is fully insured. With the amount of staff turnover, this account is likely to change with the varied medical coverage needs of the new staff versus former staff. The Business Office has started tracking this budget category and will share that document with the Finance Committee and Board periodically during the year.

300 Series Purchased Professional Services- It is very early in the fiscal year to get a clear picture of this category of accounts. This category includes legal, audit and other expenses that are generated on a month-by-month basis. The current positive balance does not yet reflect the expenses that will be incurred during the next ten months. Repeating, the budget format clearly shows the origin of the \$75,000 transfer made for the Technology Manager.

400 Series Purchased Property Services - Unlike the 300 Series, property services can be estimated based on historical experience. The utility expenses have been encumbered based on expected need. Other categories for repairs and services are not as easily projected. The Beecher Road School has many sophisticated HVAC, security and electronic systems which, while providing an enhanced physical environment, seem to take significant service support.

500 Series Other Purchased Services - This budget series includes Transportation, Tuition, interns, liability insurance and items that do not fall within the professional services/property services categories. These are relatively straight-forward in predicting unless there are significant changes in the student population.

600 Series Materials and Supplies – Except for custodial/maintenance supplies, this category is direct support for classroom instruction. It is rare that this category of accounts is over balance.

700 Series Furniture and Equipment - This category represents 7/10 of one percent of the budget and should not exceed its allocation.

800 Series Dues and Fees – This budget category is small but important as it links staff to professional organizations that help keep them up-to-date in their respective academic fields.

900 Series Misc. Expenses - The primary expense in this category is the Ezra Nurse, a non-public health expense we are required by law to maintain.



WOODBRIDGE PUBLIC SCHOOLS 2021-2022 BUDGET
9/1/2021

BUDGET SUMMARY

ACCOUNT	ACCOUNT DESCRIPTION	ORIGINAL APPROP	TRANFRS/ ADJSMTS	REVISED BUDGET	YTD EXPENDED	ENCUMB.	AVAILABLE BUDGET
	Total Certified Staff	7,443,063	0	7,443,063	731,709	6,755,820	-44,466
	Total Non Certified Staff	1,830,957	75,000	1,905,957	260,758	1,505,034	140,166
100	Grand Total Salaries	9,274,020	75,000	9,349,020	992,467	8,260,854	95,700
200	Total Benefits	3,249,340	0	3,249,340	744,247	0	2,505,093
300	Total Purchased Professional Services	464,323	(75,000)	389,323	23,990	17,990	347,343
400	Total Purchased Property Services	562,119	0	562,119	82,336	325,944	153,838
500	Total Other Purchased Services	1,494,089	0	1,494,089	190,045	1,071,679	232,365
600	Total Materials & Supplies	298,848	0	298,848	41,924	73,380	183,543
700	Total Furniture & Equipment	121,012	0	121,012	5,243	97,405	18,365
800	Total Dues & Fees	36,697	0	36,697	8,021	1,250	27,424
900	Total Miscellaneous Expenses	61,172	0	61,172	229	744	60,200
	Total 101 Woodbridge Board of Educa	15,561,620	\$0	15,561,620	2,088,502	9,849,246	3,623,871

Woodbridge Board of Education 2021-2022 Budget
September 1, 2021

FUND	OBJECT	ORG	ACCOUNT DESCRIPTION	ORIGINAL APPROP	TRANFRS/ ADJSMTS	REVISED BUDGET	YTD ACTUAL	ENCUMB.	AVAILABLE BUDGET
101	61100	1301	Special Ed. Director Salary	145,964	0	145,964	36,240	109,725	-1
101	61101	1401	Superintendent Salary	203,000	0	203,000	46,846	156,154	0
101	61102	1401	Business Manager Salary	128,958	0	128,958	32,580	96,378	0
101	61103	1401	Principal Salary	167,998	0	167,998	37,823	130,175	-1
101	61104	1401	Asst. Principal Salary	135,236	0	135,236	25,511	106,565	3,160
101	61200	1105	Teacher Salaries-North Art	43,468	0	43,468	6,022	72,261	-34,815
101	61200	1107	Teacher Salaries- North Kinder	485,661	0	485,661	40,949	491,886	-47,174
101	61200	1111	Teacher Salaries-North Music	79,795	0	79,795	6,126	73,507	162
101	61200	1112	Teacher Salaries-North Phys Ed	147,742	0	147,742	11,365	136,378	-1
101	61200	1117	Teacher Sal-North World Lang.	95,330	0	95,330	8,009	87,321	0
101	61200	1120	Teacher Sal-North Multi-Age	358,838	0	358,838	29,013	329,825	0
101	61200	1126	Teacher Salaries-North Grade 1	399,101	0	399,101	30,402	364,820	3,879
101	61200	1127	Teacher Salaries-North Grade 2	405,568	0	405,568	33,651	403,809	-31,892
101	61200	1205	Teacher Salaries-South Art	97,330	0	97,330	8,848	88,482	0
101	61200	1211	Teacher Salries-South Music	121,662	0	121,662	9,346	112,154	162
101	61200	1212	Teacher Salaries-South Phys Ed	144,392	0	144,392	11,107	133,285	-1
101	61200	1217	Teacher Sal-South World Lang.	95,330	0	95,330	8,009	87,321	0
101	61200	1228	Teacher Salaries-South Grade 3	451,153	0	451,153	32,830	378,206	40,117
101	61200	1229	Teacher Salaries-South Grade 4	400,101	0	400,101	42,486	492,132	-134,517
101	61200	1230	Teacher Salaries-South Grade 5	545,242	0	545,242	41,942	503,300	0
101	61200	1231	Teacher Salaries-South Grade 6	518,359	0	518,359	33,432	382,647	102,280
101	61200	1303	Teacher Salaries-Sped	1,009,375	0	1,009,375	83,699	930,586	-4,910
101	61200	1313	Teacher Sal-Sped Pre-School	67,680	0	67,680	7,437	60,243	0
101	61200	1333	Teacher Salaries-Sped Summer	28,800	0	28,800	13,024	0	15,776
101	61200	1408	Teacher Sal-DW Language Arts	367,488	0	367,488	25,646	307,746	34,096
101	61200	1409	Teacher Salaries-DW Math	76,115	0	76,115	13,658	108,898	-46,441
101	61200	1410	Teacher Salaries-DW Media Cntr	132,420	0	132,420	13,048	156,571	-37,199
101	61200	1418	Teacher Salaries-DW Technology	166,239	0	166,239	13,657	117,581	35,001
101	61200	1434	Teacher Salaries-DW Science	69,128	0	69,128	6,284	62,844	0
101	61201	1303	Psychologist Sal-Sped Loc Wide	235,608	0	235,608	18,800	216,808	0
101	61201	1403	Tutor/Homebound Salary-DW	2,620	0	2,620	0	0	2,620
101	61201	1419	Curriculum Writing Salary	36,400	0	36,400	0	0	36,400
101	61203	1303	Counselor Salary-Sped	50,962	0	50,962	3,920	47,043	-1
101	61204	1403	Stipends	30,000	0	30,000	0	11,167	18,833
			Total Certified Salaries	7,443,063	0	7,443,063	731,709	6,755,820	-44,466

Woodbridge Board of Education 2021-2022 Budget
September 1, 2021

FUND	OBJECT	ORG	ACCOUNT DESCRIPTION	ORIGINAL APPROP	TRANFRS/ ADJSMTS	REVISED BUDGET	YTD ACTUAL	ENCUMB.	AVAILABLE BUDGET
101	61303	1402	Custodian Salaries-DW School	399,108	0	399,108	75,380	290,050	33,678
101	61305	1402	Custodian OT Salary-DW School	48,106	0	48,106	11,428	0	36,678
101	61400	1404	Nurses Salaries-DW	151,245	0	151,245	9,413	102,310	39,522
101	61500	1101	Admin. Asst. Sal-North Admin	0	0	0	12,593	73,073	-85,667
101	61500	1201	Admin. Asst. Sal-South Admin	142,547	0	142,547	18,894	41,936	81,717
101	61500	1301	Admin. Asst. Sal-Sped Admin	60,719	0	60,719	6,350	41,935	12,433
101	61500	1401	Admin. Asst. Sal-DW Admin	165,131	0	165,131	37,827	127,856	-552
101	61600	1103	Non-Certified Sal-North Loc Wd	182,174	0	182,174	13,121	156,078	12,975
101	61600	1203	Non-Certified Sal-South Loc Wd	15,219	0	15,219	0	15,219	0
101	61600	1303	Non-Certified Sal-Sped Loc Wd	242,414	0	242,414	15,967	83,774	142,674
101	61600	1333	Non-Certified Sal-Sped Summer	11,900	0	11,900	2,273	0	9,627
101	61600	1410	Non-Certified Sal-DW Media Cnt	0	0	0	1,682	17,416	-19,097
101	61600	1418	Non-Certified Sal-DW Technolog	14,318	0	14,318	2,064	24,769	-12,515
101	61600	1421	Non-Certified Sal-DW Copy Cntr	15,219	0	15,219	0	15,219	0
101	61601	1303	One to One Sal-Sped Loc Wide	275,888	0	275,888	31,709	392,989	-148,810
101	61700	1303	Occupational Therapist Salarie	32,000	0	32,000	6,645	29,736	-4,381
101	61710	1303	Physical Therapist Salaries	19,168	0	19,168	1,475	17,694	-1
101	61900	1403	Cafe Aides-DW Loc Wide	36,988	0	36,988	0	9,295	27,693
101	61900	1418	IT Manager	0	75,000	75,000	12,404	60,577	2,019
101	61900	1423	Clerk of the Board-DW Board ED	6,641	0	6,641	1,533	5,108	0
101	61903	1103	Lifeguard Salary-North Loc Wid	2,912	0	2,912	0	0	2,912
101	61903	1203	Lifeguard Salary-South Loc Wd	3,510	0	3,510	0	0	3,510
101	61904	1403	Degree Changes-DW	5,750	0	5,750	0	0	5,750
			Total Non Certified Salaries	1,830,957	75,000	1,905,957	260,758	1,505,034	140,166
		100	Total Salaries	9,274,020	75,000	9,349,020	992,466	8,260,854	95,700
101	62200	1432	FICA-DW Benefits	258,364	0	258,364	36,568	0	221,796
101	62300	1432	MERF Amortization-DW	11,610	0	11,610	12,523	0	-913
101	62301	1432	MERF-DW	330,473	0	330,473	45,780	0	284,693
101	62700	1425	Non-Employess Medical Ins-DW	118,274	0	118,274	31,209	0	87,065
101	62700	1432	Medical Insurance-DW	2,488,845	0	2,488,845	612,682	0	1,876,163
101	62800	1432	Life Insurance-DW	33,774	0	33,774	5,485	0	28,289
101	62902	1403	Course Reimbursement-DW	8,000	0	8,000	0	0	8,000
		200	Total Benefits	3,249,340	0	3,249,340	744,247	0	2,505,093

Woodbridge Board of Education 2021-2022 Budget
September 1, 2021

FUND	OBJECT	ORG	ACCOUNT DESCRIPTION	ORIGINAL APPROP	TRANFRS/ ADJSMTS	REVISED BUDGET	YTD ACTUAL	ENCUMB.	AVAILABLE BUDGET
101	63200	1103	Prof Development-North Loc Wd	0	0	0	3,088	0	-3,088
101	63200	1201	Prof Development-South Admin	3,500	0	3,500	190	0	3,310
101	63200	1303	Prof Development-Sped Loc Wd	3,425	0	3,425	99	327	2,999
101	63200	1401	Prof Development-DW Admin	3,500	0	3,500	845	652	2,003
101	63200	1404	Prof Development-DW Nurse	500	0	500	0	0	500
101	63200	1419	Prof Development-DW Curriculum	35,000	0	35,000	0	0	35,000
101	63200	1423	Prof Development-DW Board Ed	2,000	0	2,000	0	0	2,000
101	63300	1301	Legal-Sped Admin	12,000	0	12,000	0	0	12,000
101	63300	1401	Legal-DW Admin	20,000	0	20,000	0	0	20,000
101	63400	1403	Software Support-DW Loc Wide	22,000	0	22,000	0	0	22,000
101	63400	1404	Software Support-DW Nurse	2,238	0	2,238	0	0	2,238
101	63400	1410	Software Support-DW Media Cntr	2,150	0	2,150	0	9,774	-7,624
101	63500	1403	Substitutes-DW Loc Wide	25,000	0	25,000	0	0	25,000
101	63900	1401	Other Prof Services-DW Admin	270,935	-75,000	195,935	19,769	6,893	169,273
101	63900	1404	DW-Nurse-Oth Prof serv	1,683	0	1,683	0	0	1,683
101	63901	1303	Consultants-Sped Loc Wide	35,000	0	35,000	0	344	34,656
101	63902	1401	Financial Audit-DW Admin	25,392	0	25,392	0	0	25,392
		300	Total Purchased Professional Services	464,323	-75,000	389,323	23,990	17,990	347,343
101	64100	1402	Electricity-DW School Oper	179,196	0	179,196	31,362	147,834	0
101	64101	1402	Water & Sewer-DW School Oper	18,121	0	18,121	755	17,366	0
101	64200	1402	Heating -DW School Oper	72,061	0	72,061	3,089	69,020	-48
101	64300	1401	Repairs & Maint-DW Admin	975	0	975	0	760	215
101	64300	1402	Repairs & Maint-DW School Oper	44,818	0	44,818	7,104	5,952	31,762
101	64300	1403	Repairs & Maint-DW Loc Wide	13,000	0	13,000	0	0	13,000
101	64450	1101	Leases & Rentals-North Admin	3,756	0	3,756	1,474	0	2,282
101	64450	1201	Leases & Rentals-South Admin	2,855	0	2,855	0	0	2,855
101	64450	1301	Leases & Rentals-Sped Admin	3,331	0	3,331	0	0	3,331
101	64450	1401	Leases & Rentals-DW Admin	10,438	0	10,438	0	0	10,438
101	64450	1402	Leases & Rentals-DW School Ope	0	0	0	330	0	-330
101	64450	1410	Leases & Rentals-DW Media Cntr	385	0	385	0	0	385
101	64450	1421	Leases & Rentals-DW Copy Cntr	33,166	0	33,166	0	0	33,166
101	64900	1402	Purchased Services-DW Schools	25,092	0	25,092	5,054	15,336	4,702
101	64901	1303	Service Contracts-Sped	36,370	0	36,370	147	1,968	34,256
101	64901	1401	Service Contracts-DW Admin	1,776	0	1,776	834	0	942

Woodbridge Board of Education 2021-2022 Budget
September 1, 2021

FUND	OBJECT	ORG	ACCOUNT DESCRIPTION	ORIGINAL APPROP	TRANFRS/ADJSMTS	REVISED BUDGET	YTD ACTUAL	ENCUMB.	AVAILABLE BUDGET
101	64901	1402	Service Contracts-DW Schools	92,990	0	92,990	22,020	65,519	5,451
101	64901	1421	Service Contracts-DW Copy Cntr	680	0	680	0	0	680
101	64901	1435	Service Contracts-DW Security	23,109	0	23,109	10,167	2,190	10,752
		400	Total Purchased Property Services	562,119	0	562,119	82,336	325,944	153,838
101	65100	1212	Transportation-South Phys Ed	1,776	0	1,776	0	0	1,776
101	65100	1303	Transportation-Sped	195,533	0	195,533	6,106	193,527	-4,100
101	65100	1333	Transportation-Sped Summer	35,848	0	35,848	25,023	0	10,825
101	65100	1403	Transportation-DW Loc Wide	345,246	0	345,246	24,056	321,190	0
101	65101	1403	Transportation Non-Public	45,862	0	45,862	0	38,000	7,862
101	65102	1403	Fuel for Buses-DW	28,793	0	28,793	0	0	28,793
101	65200	1401	Liability Insurance-DW Admin	94,871	0	94,871	62,298	50,275	-17,702
101	65201	1401	Workman's Compensation-DW Admn	193,102	0	193,102	50,404	151,210	-8,512
101	65300	1101	Telephones-North Admin	4,917	0	4,917	396	0	4,521
101	65300	1201	Telephones-South Admin	4,917	0	4,917	396	0	4,521
101	65300	1301	Telephones-Sped Admin	1,716	0	1,716	148	0	1,568
101	65300	1401	Telephones-DW Admin	4,962	0	4,962	289	0	4,673
101	65300	1402	Telephones-DW School Oper	806	0	806	0	0	806
101	65350	1401	Internet-DW Admin	25,000	0	25,000	17,016	0	7,984
101	65370	1101	Postage-North Admin	1,500	0	1,500	0	0	1,500
101	65370	1201	Postage-South Admin	1,000	0	1,000	0	0	1,000
101	65370	1301	Postage-Sped Admin	1,250	0	1,250	107	0	1,143
101	65370	1401	Postage-DW Admin	1,900	0	1,900	0	0	1,900
101	65400	1401	Advertising-DW Admin	2,500	0	2,500	0	0	2,500
101	65500	1401	Interns	176,010	0	176,010	0	0	176,010
101	65502	1401	Service Contracts-DW Admin	0	0	0	90	0	-90
101	65600	1303	Tuition-Sped Loc Wide	273,400	0	273,400	0	267,581	5,819
101	65600	1333	Tuition-Sped Summer Program	39,280	0	39,280	0	46,924	-7,644
101	65900	1101	Misc Purch Services-North Admn	500	0	500	0	0	500
101	65900	1201	Misc Purch Services-South Admn	500	0	500	0	0	500
101	65900	1401	Misc Purch Services-DW Admin	10,900	0	10,900	3,715	2,972	4,213
101	65900	1404	Misc Purch Servs-Nurse	1,300	0	1,300	0	0	1,300
101	65900	1423	Misc Purch Servs-DW Board Ed	700	0	700	0	0	700
		500	Total Other Purchased Services	1,494,089	0	1,494,089	190,045	1,071,679	232,365

**Woodbridge Board of Education 2021-2022 Budget
September 1, 2021**

FUND	OBJECT	ORG	ACCOUNT DESCRIPTION	ORIGINAL APPROP	TRANFRS/ ADJSMTS	REVISED BUDGET	YTD ACTUAL	ENCUMB.	AVAILABLE BUDGET
101	66100	1103	Supplies-North Loc Wide	2,397	0	2,397	229	1,333	835
101	66100	1105	Supplies-North Art	1,752	0	1,752	0	0	1,752
101	66100	1107	Supplies-North Kindergarten	4,000	0	4,000	1,773	1,657	570
101	66100	1111	Supplies-North Music	700	0	700	0	197	503
101	66100	1112	Supplies-North Phys Ed	1,629	0	1,629	0	0	1,629
101	66100	1120	Supplies/North Multi Age	5,000	0	5,000	0	2,000	3,000
101	66100	1126	Supplies-North Grade One	5,000	0	5,000	2,204	2,291	504
101	66100	1127	Supplies-North Grade Two	3,900	0	3,900	0	1,904	1,996
101	66100	1203	Supplies-South Loc Wide	1,508	0	1,508	0	0	1,508
101	66100	1205	Supplies-South Art	2,100	0	2,100	0	0	2,100
101	66100	1211	Supplies-South Music	2,800	0	2,800	0	304	2,496
101	66100	1212	Supplies-South Phys Ed	1,600	0	1,600	0	0	1,600
101	66100	1228	Supplies-South Grade Three	3,892	0	3,892	0	1,967	1,925
101	66100	1229	Supplies-South Grade Four	2,750	0	2,750	0	972	1,778
101	66100	1230	Supplies-South Grade Five	4,600	0	4,600	1,456	1,041	2,103
101	66100	1231	Supplies-South Grade Six	4,600	0	4,600	1,570	1,808	1,222
101	66100	1303	Supplies-Sped Loc Wide	5,966	0	5,966	1,243	1,272	3,451
101	66100	1313	Supplies-Sped Pre-School	813	0	813	0	0	813
101	66100	1407	Supplies-World Language	600	0	600	0	82	518
101	66100	1408	Supplies-DW Language Arts	5,650	0	5,650	0	5,694	-44
101	66100	1409	Supplies-DW Math	4,800	0	4,800	0	4,953	-153
101	66100	1410	Supplies-DW Media Center	5,100	0	5,100	0	0	5,100
101	66100	1418	Supplies-DW Technology	12,000	0	12,000	0	2,066	9,934
101	66100	1420	Supplies-Social Studies	5,164	0	5,164	0	0	5,164
101	66100	1421	Supplies-DW Copy Center	16,000	0	16,000	0	0	16,000
101	66100	1424	Supplies-DW Tag	5,000	0	5,000	0	0	5,000
101	66100	1434	Supplies-DW Science	12,000	0	12,000	0	106	11,894
101	66200	1301	Computer Software-Sped Admin	11,540	0	11,540	10,207	728	605
101	66200	1401	Computer Software-DW Admin	42,414	0	42,414	17,072	0	25,342
101	66200	1403	Computer Software-DW Loc Wide	14,500	0	14,500	0	0	14,500
101	66300	1402	Supplies Custodial-DW School	40,340	0	40,340	3,800	28,398	8,142
101	66301	1402	Supplies Maintenance-DW School	6,366	0	6,366	335	4,665	1,366
101	66350	1101	Supplies Office-North Admin	2,450	0	2,450	178	69	2,203
101	66350	1201	Supplies Office-South Admin	1,700	0	1,700	30	0	1,670
101	66350	1301	Supplies Office-Sped Admin	1,350	0	1,350	0	0	1,350

Woodbridge Board of Education 2021-2022 Budget
September 1, 2021

FUND	OBJECT	ORG	ACCOUNT DESCRIPTION	ORIGINAL APPROP	TRANFRS/ADJSMTS	REVISED BUDGET	YTD ACTUAL	ENCUMB.	AVAILABLE BUDGET
101	66350	1401	Supplies Office-DW Admin	8,395	0	8,395	922	359	7,114
101	66400	1410	Books and A/V-DW Media Center	10,000	0	10,000	0	0	10,000
101	66450	1401	Subscriptions-DW Admin	233	0	233	25	0	208
101	66450	1404	Subscriptions-DW Nurse Srvs	255	0	255	0	0	255
101	66450	1408	Subscriptions-DW Language Arts	70	0	70	0	0	70
101	66450	1410	Subscriptions-DW Media Center	15,150	0	15,150	0	0	15,150
101	66450	1418	Subscriptions-DW Technology	6,500	0	6,500	0	0	6,500
101	66500	1303	Testing-Sped Loc Wide	3,750	0	3,750	529	2,560	661
101	66500	1419	Testing-DW Curriculum	10,450	0	10,450	0	6,936	3,514
101	66900	1435	Security/Safety	2,064	0	2,064	349	20	1,695
		600	Total Supplies & Materials	298,848	0	298,848	41,924	73,380	183,543
101	67320	1403	Equip Computers-DW Loc Wide	11,000	0	11,000	0	0	11,000
101	67320	1418	Equip Computers-DW Technology	100,200	0	100,200	5,243	91,788	3,170
101	67350	1303	Equip Teaching-Sped Loc Wide	6,000	0	6,000	0	5,617	383
101	67400	1402	Equip Building-DW School Oper	3,452	0	3,452	0	0	3,452
101	67450	1203	Furniture-South Loc Wide	360	0	360	0	0	360
		700	Total Furniture & Equipment	121,012	0	121,012	5,243	97,405	18,365
101	68100	1101	Dues, Fees & Member-N. Admin	625	0	625	0	0	625
101	68100	1201	Dues, Fees & Member-South Admn	700	0	700	0	0	700
101	68100	1203	Dues, Fees & Member-So.Loc Wd	240	0	240	0	0	240
101	68100	1205	Dues, Fees & Member-South Art	895	0	895	0	0	895
101	68100	1211	Dues, Fees & Member-South Musi	1,290	0	1,290	0	225	1,065
101	68100	1303	Dues, Fees & Member-Sped	250	0	250	0	250	0
101	68100	1401	Dues, Fees & Member-DW Admin	16,282	0	16,282	7,721	775	7,787
101	68100	1404	Dues, Fees & Member-DW Nurse	180	0	180	0	0	180
101	68100	1408	Dues, Fees & Member-Lang Arts	300	0	300	0	0	300
101	68100	1409	Dues, Fees & Member-DW Math	400	0	400	0	0	400
101	68100	1410	Dues, Fees & Member-Media Cntr	915	0	915	0	0	915
101	68100	1418	Dues, Fees & Member-Technology	1,500	0	1,500	0	0	1,500
101	68100	1419	Dues, Fees & Member-Curriculum	0	0	0	300	0	-300
101	68100	1423	Dues, Fees & Member-Board Ed	3,000	0	3,000	0	0	3,000
101	68100	1434	Dues, Fees & Member-Science	120	0	120	0	0	120
101	68250	1401	Unemployment Compensation	10,000	0	10,000	0	0	10,000
		800	Total Dues & Fees	36,697	0	36,697	8,021	1,250	27,427

**Woodbridge Board of Education 2021-2022 Budget
September 1, 2021**

FUND	OBJECT	ORG	ACCOUNT DESCRIPTION	ORIGINAL APPROP	TRANFRS/ ADJSMTS	REVISED BUDGET	YTD ACTUAL	ENCUMB.	AVAILABLE BUDGET
101	69000	1423	Food	2,500	0	2,500	229	744	1,528
101	69001	1401	Ezra Nurse	36,503	0	36,503	0	0	36,503
101	69900	1401	Unanticipated Misc. Expense	22,169	0	22,169	0	0	22,169
		900	Other Miscellaneous Expense	61,172	0	61,172	229	744	60,200
101			Total 101 Woodbridge Board of Educa	15,561,620	0	15,561,620	2,088,501	9,849,246	3,623,874