

Windsor Board of Education
Windsor Board of Education Regular Meeting

Tuesday, October 16, 2012 7:00 PM
Regular Meeting, Town Hall, Council Chambers
275 Broad Street
Windsor, CT 06095

1. Call to Order, Pledge to the Flag and Moment of Silence
Speaker(s): D. Richardson
2. Recognitions/Acknowledgements
 - 2.a. Recognition--Donation of school supplies from Konica Minolta Colorful Tomorrow Foundation
Speaker(s): J. Villar
3. Audience to Visitors
Speaker(s): D. Richardson
4. Student Representative Report
Speaker(s): T. Jennings Peczka
5. Board of Education
Speaker(s): D. Richardson
 - 5.a. President's Report
Speaker(s): D. Richardson
 - 5.b. Disposition of Roger Wolcott School
Speaker(s): D. Richardson
 - 5.c. Discussion and possible action to revise BOE 2013 Meeting Schedule
Speaker(s): D. Richardson
 - 5.d. Proposal by Dr. Marlon James for working with the district to address system equity (Anticipated Action)
Speaker(s): P. Panos
6. Superintendent's Report
Speaker(s): J. Villar
 - 6.a. Fiscal year 2012--Year End Financial Report
Speaker(s): F. Williams
 - 6.b. Budget Assumptions (1st Reading)
Speaker(s): F. Williams
 - 6.c. Enrollment Report
Speaker(s): F. Williams
 - 6.d. Presentation--School Performance Index (SPI)
Speaker(s): M. Butler
7. Committee Reports
 - 7.a. Curriculum Committee
Speaker(s): C. Santos
 - 7.b. Finance Committee
Speaker(s): K. Ingram
 - 7.c. Technology Committee
Speaker(s): R. O'Reilly
8. Consent Agenda
 - 8.a. Financial Report
Speaker(s): F. Williams
 - 8.b. Food Services Report
Speaker(s): F. Williams
 - 8.c. Human Resources Report
Speaker(s): C. Cooke
9. Approval of Minutes
Speaker(s): R. O'Reilly
 - 9.a. August 30, 2012 Executive Committee Meeting
 - 9.b. August 30, 2012 Special Meeting
 - 9.c. September 10, 2012 5:30 PM Special Meeting
 - 9.d. September 10, 2012 6:00 PM Board Workshop
 - 9.e. September 11, 2012 BOE Curriculum Committee
 - 9.f. September 12, 2012 Regular BOE Meeting
 - 9.g. September 20, 2012 BOE Technology Committee
 - 9.h. September 25, 2012 Special Meeting
 - 9.i. October 1, 2012 Executive Committee Meeting
 - 9.j. October 2, 2012 BOE Finance Committee Meeting

- 9.k. October 2, 2012 Special Meeting
- 10. Other Matters/Announcements/Regular BOE Meetings
 - Speaker(s):** D. Richardson
 - 10.a. BOE Curriculum Committee Meeting, Tuesday, November 13, 2012 at 6:30 PM, LP Wilson Community Center, Room 17
 - 10.b. November Regular BOE Meeting, Wednesday, November 14, 2012 at 7:00 PM, Town Hall Council Chambers
- 11. Audience to Visitors
 - Speaker(s):** D. Richardson
- 12. Adjournment
 - Speaker(s):** D. Richardson



WINDSOR PUBLIC SCHOOLS

Phone: (860) 687-2000 ext. 236
Fax: (860) 687-2009
E-Mail: jvillar@windsorct.org

Jeffrey A. Villar, Ph.D.
Superintendent of Schools
601 Matianuck Avenue
Windsor, Connecticut 06095

September 10, 2012

Mr. Ray Embury
c/o The Konica Minolta Colorful Tomorrow Foundation
550 Marshal Phelps Road
Windsor, CT 06095

Dear Konica Minolta Employees:

Please accept the thanks of the Windsor Public Schools and the Board of Education for the generous donation of backpacks and school supplies. Often times, students are sent to school without the necessary supplies to help them succeed in school. Many of our students will benefit from your donation. The Board of Education will publicly acknowledge your gift at its meeting on Tuesday, October 16, 2012.

Thank you again for your donation and efforts on behalf of our community's children.

Sincerely yours,

Jeffrey A. Villar, Ph.D.
Superintendent of Schools

JAV/sb

cc: Board of Education
F. Williams

**WINDSOR BOARD OF EDUCATION
AGENDA ITEM**

For Consideration by the Board of Education at the Meeting of: October 16, 2012

Prepared By: Jeffrey A. Villar, Ph.D.

Presented By: Doreen Richardson

Subject: Discussion of future use for Roger Wolcott School Building

Background:

The Board of Education voted to close the Roger Wolcott Early Learning Center as a component of the district reorganization plan. The current operating budget considers the minimal maintenance and upkeep necessary to preserve the integrity of the building while the Board deliberates the future of the facility.

The Roger Wolcott building will remain under the Board of Education's control until such a time the Board of Education formally determines that it will surrender control of the facility to the Town of Windsor. This action would be permanent.

Status: Undetermined

Recommendation:

The Board of Education form a subcommittee charged with studying the various proposals for alternate uses of the facility as recommended by Administration and making a recommendation to the Board in regards to the future disposition of the building.

Recommended by the Superintendent: JAV

Agenda Item # 5b.

WINDSOR BOARD OF EDUCATION

AGENDA ITEM

For Consideration by the Board of Education at the Meeting of: October 16, 2012

PREPARED BY: Jeffrey Villar, Ph.D. **PRESENTED BY:** D. Richardson

ATTACHMENT: Letter to Agnes Pier, Town Clerk dated September 13, 2012

SUBJECT: Revise BOE Calendar to utilize L.P. Wilson

BACKGROUND:

Board of Education meetings are held on the third Tuesday of each month with the exception of July and August unless there is a holiday or event at Town Hall in Council Chambers. Dates are reserved with the Town Manager's office at least a year in advance. At times there are conflicts with other Windsor committees which prohibit the Board of Education to use the Town Hall facilities on the third Tuesday of certain months.

STATUS: The BOE Regular Meeting schedule for calendar year 2013 was set with the Town Clerk's office on September 13, 2012. There are four meeting dates that do not fall on the third Tuesday.

RECOMMENDATION: Move that the previously adopted Regular Meeting dates for 2013 be changed to the proposed dates and relocate the meetings to the Board Room at L.P. Wilson:

Old Date:	Proposed Date:
Monday, February 12, 2013	Tuesday, February 13, 2013 at LPW
Thursday, April 11, 2013	Tuesday, April 9, 2013 at LPW
Wednesday, November 13, 2013	Tuesday, November 12, 2013 at LPW

First Meeting of 2014:

Monday, January 13, 2014	Tuesday, January 14, 2014 at LPW
--------------------------	----------------------------------

Recommended by the Superintendent: JAV

Agenda Item # 50.



WINDSOR PUBLIC SCHOOLS

Phone: (860) 687-2000 Ext 236
Fax: (860) 687-2009
Email: jvillar@windsorct.org

Jeffrey A. Villar, Ph.D.
Superintendent of Schools
601 Matianuck Avenue
Windsor, Connecticut 06095

September 13, 2012

Mrs. Agnes Pier, Town Clerk
Town of Windsor
275 Broad Street
Windsor, CT 06095

RE: Board of Education Regular Meeting Schedule for Calendar Year 2013

Dear Mrs. Pier,

At their regular meeting, the Board of Education approved their Calendar of Regular Meetings for the year 2013.

The meetings are held on the third Tuesday of the month, with the exception of July and August, unless there is a holiday or special event at Town Hall in Council Chambers. In that case, an alternative available date has been chosen. Dates in bold below indicate a change from the usual third Tuesday of the month.

Tuesday, January 15, 2013
Monday, February 11, 2013
Tuesday, March 19, 2013
Thursday, April 11, 2013
Tuesday, May 21, 2013
Tuesday, June 18, 2013
Tuesday, September 17, 2013
Tuesday, October 15, 2013
Wednesday, November 13, 2013
Tuesday, December 17, 2013

First Meeting of 2014: Monday, January 13, 2014

During July and August, Board of Education meetings are held only by call of a special meeting, if necessary, and will be held in the Board Room or Room 17 at the L.P. Wilson Community Center, unless arrangements have been made for use of Council Chambers.

Sincerely,

Jeffrey A. Villar, Ph.D.
Superintendent of Schools

Cc: Town Manager Board of Education
 WIN-TV G. Dowgewicz
 Staff

**WINDSOR BOARD OF EDUCATION
AGENDA ITEM**

For Consideration by the Board of Education at the Meeting of: October 16, 2012

Prepared By: Jeffrey Villar, Ph.D.

Presented By: Paul Panos

Subject: Proposal by Dr. Marlon James for Working with the District to Address System Equity

Background:

During the September 12, 2012 meeting, the Board of Education voted to authorize the Superintendent to execute an agreement with Dr. Marlon James and Loyola University, which passed 6-3 with a motion by Ms. Darleen Klase and a second by Mr. Kenneth Williams. Following the meeting, I notified Dr. James that his proposal had been accepted by the Board of Education and he began making preparations with the University to finalize a contract with the Windsor Public Schools. To date, the contract has not been signed.

At the most recent Executive Committee meeting Mr. Panos requested that the item be placed on the agenda and subsequently he has indicated that he intends on making the following motion: *I move to rescind the motion regarding the authorization of the Superintendent to execute an agreement with Dr. Marlon James and Loyola University, which was passed during the September 12, 2012 meeting.*

Status: Recommendation:

Roberts Rules of Order allows for restorative motions which allow a group to collectively change its mind when it believes that a decision has been made too quickly or without enough information.

In this instance, it appears that the applicable motion would be a motion to rescind. However, Roberts's Rules indicates that such a motion is subject to the following:

When any action has already been taken as a result of the vote, such as any kind of contract when the other party has been notified;

This motion must be seconded, and

This motion will require a majority vote because the Board has been given advance notice of the motion.

Recommended by the Superintendent: JAV

Agenda Item # 5d.

WINDSOR BOARD OF EDUCATION

AGENDA ITEM

For Consideration by the Board of Education at the Meeting of: October 16, 2012

PREPARED BY: Frank Williams

PRESENTED BY: Frank Williams

ATTACHMENTS: Financial Statement for Fiscal Year that Ended June 30, 2012

SUBJECT: Fiscal Year '12 Year End Financial Report

BACKGROUND:

Each year at this time, the budget from the previous school year is officially closed and a report made to the Board on the end year status.

The Board of Education's budget for Fiscal Year 2012, which ended June 30th, was \$61,829,029. Our unexpended balance is \$151,947. (NOTE: results have not been audited.) The unexpended balance, .25%, represents ¼ of 1%, of our budget. At its June 19, 2012 meeting the Board of Education approved the budget transfers necessary to cover any deficits in the budget line items for the fiscal year.

The unexpended funds are a result of under expenditures in salary and benefits. Offsetting these under expenditures is over expenditures in pupil transportation, Special Education tuition and technology. The savings in salary and benefits are attributable to favorable hiring and lower than predicted cost increases in health benefit plans for employees. The favorable trend in hiring was reflected in the FY 13 budget projections. The increase in transportation costs were a result of rising fuel prices, additional runs as a result of the elementary reorganization that took effect in the 2011/12 school year and increased requirements for Special Education transportation.

In the latter part of the fiscal year, May and June, funds were expended to upgrade technology and major maintenance items for our schools.

STATUS:

A letter will be sent to the Town of Windsor notifying them of the amount that will be returned.

RECOMMENDATION:

That the Board approves the return of \$151,947 to the Town. (Final amount subject to completion of audit).

Recommended by the Superintendent: JAV

Agenda Item # 6a.

**Windsor Public Schools
Financial Report
June 30, 2012
(unaudited)**

	2011/2012 Budget	Expenditures YTD 06/30/12	Balance * @ 06/30/12	% Balance
<u>Instructional Services</u>				
Elementary Schools**	498,520	\$ 598,679	(100,159)	-20%
Roger Wolcott Early Childhood Center	65,160	55,342	9,819	15%
Sage Park Middle School	341,024	359,575	(18,551)	-5%
Windsor High School	518,512	532,464	(13,952)	-3%
Windsor High School Interscholastic Sports	158,425	195,615	(37,190)	-23%
WHS Career & Technical Education	68,890	69,704	(814)	-1%
Continuing Education	88,400	57,109	31,291	35%
Instructional Services Management	435,905	310,699	125,206	29%
Curriculum Management & Development	902,450	993,057	(90,607)	-10%
Textbook Adoption	97,500	70,316	27,184	28%
Technology	461,055	760,355	(299,300)	-65%
Total Instructional Services	\$ 3,635,841	\$ 4,002,914	\$ (367,073)	-10%
<u>Education Support Services</u>				
Pupil Personnel Services	\$ 196,575	\$ 220,420	\$ (23,845)	-12%
Special Education	312,660	356,439	(43,779)	-14%
Special Education Tuition	3,515,000	3,691,733	(176,733)	-5%
Policy & Planning	207,350	156,660	50,690	24%
Employee Personnel Services	115,100	101,859	13,241	12%
Financial Management	161,200	213,900	(52,700)	-33%
Financial Services	37,000	37,452	(452)	-1%
Pupil Transportation & Safety	3,283,900	4,020,469	(736,569)	-22%
Physical Plant Services	2,676,747	2,456,997	219,750	8%
Major Maintenance	328,000	421,061	(93,061)	-28%
L.P. Wilson Center	123,600	81,006	42,594	34%
Salaries & Benefits	47,236,056	45,916,173	1,319,883	3%
Total Education Support Services	\$ 58,193,188	\$ 57,674,168	\$ 519,020	0.89%
Total All Sites	\$ 61,829,029	\$ 61,677,082	\$ 151,947	0.25%

** Windsor Elementary Schools: Clover Street School, John F Kennedy School, Oliver Ellsworth School, Poquonock School

WINDSOR BOARD OF EDUCATION

AGENDA ITEM

For Consideration by the Board of Education at the Meeting of: October 16, 2012

PREPARED BY: Jeffrey Villar, Ph.D.

PRESENTED BY: Jeffrey A. Villar, Ph.D., Frank Williams

ATTACHMENT: Budget Assumptions 2013 – 2014 – First Reading

SUBJECT: Budget Assumptions in Preparation for Developing the FY 2013 – 2014 Budget

BACKGROUND:

Each year a set of Budget Assumptions is adopted by the Board of Education. These assumptions include cost estimates for the next fiscal year's budget and priorities in the development of the budget. The Superintendent is presenting proposed budget assumptions for consideration by the Board.

RECOMMENDATION: That the Board of Education accept for a 1st Reading of the Budget Assumptions for 2013-2014.

Recommended by the Superintendent: _____

JAV

Agenda Item # _____

6b.

Budget Assumptions 2013 – 2014

The charge of the Board of Education is to develop a fiscally responsible budget that meets the needs of the Windsor Public School students.

1. Enrollment in 2013-2014 is projected to remain flat.
2. Decisions around staffing and program redesign or development will be driven by their potential impact on raising student achievement while honoring the commitment to be fiscally responsible.
3. The Board of Education will make every attempt to honor class size guidelines.
4. Salaries of certified staff will increase based on results of current negotiations.
5. Health insurance costs are estimated to rise by approximately 9-10%. Windsor is in year one of self funding for health insurance. On going evaluation of claim data will narrow this number.
6. Special Education out-of-district tuition costs will again increase by 10%. The district is currently engaged in an independent study of out-of-district tuition costs and the expansion of in-house programs. The goal is to reduce the increase in costs.
7. Utility costs (heat & electricity) will remain flat.
8. Transportation costs are estimated to rise by 4%.
9. Magnet school per-student tuitions will increase by 10%. The cost is dependent on number of students enrolled and tuition cost per student.
10. The budget will include a contingent expenditure in amount of \$75,000 for anticipated reduction in Federal Grants IDEA and Title 1.
11. We will continue our commitment to finding efficiencies within the budget.

WINDSOR BOARD OF EDUCATION

AGENDA ITEM

For Consideration by the Board of Education at the Meeting of: October 16, 2012

Prepared by: Jeanne Woodstock

Presented by: Frank Williams

Attachments: Student Enrollment Summary

Attached are the official enrollment figures as of October 1, 2012. Also attached is a comparison chart showing the NESDEC projections and the actual enrollment figures. Mr. Williams will answer any questions.

Recommended by the Superintendent: JAV

Agenda Item # 60.

**Windsor Public Schools
 Student Enrollment Report Recap
 October 1, 2012**

<u>Enrollment in Windsor Public Schools</u>	
Grades PreK-5	1,438
Grades 6-8	750
Grades 9-12	1,203
Total District Enrollment	3,391

<u>Windsor Students not in district schools</u>	
Itinerant Speech / Outside Speech	4
Outside Placement/Private Placement(SPED)	59
Montessori Hartford CREC	28
Metropolitan Learning Center CREC	162
CREC Misc MAGNET SCHOOLS	115
Hartford Host Magnets	167
ωMisc Magnet Schools	18
Prince Tech	22
Cheny Tech	10
	585
Total Windsor	3,976

**Windsor Public Schools
Student Enrollment Report
October 1, 2012**

Grade	Poquonock	Clover St	O Ellsworth	JF Kennedy	Totals
Pre K			41		41
K	87		131		218
1	79		131		210
2	89		142		231
3		90		148	238
4		98		137	235
5		111		154	265
Subtotal K-5					1397
Total	0	299	445	439	1,438

Grade	Sage Park MS
6	227
7	245
8	278
Total	750

Grade	Windsor High
9	283
10	309
11	290
12	321
Total	1,203

Total District Enrollment	3,391
----------------------------------	--------------

WINDSOR HIGH SCHOOL
 Enrollment for
 School Year 2012-2013

	Projected	1-Oct	1-Nov	1-Dec	1-Jan	1-Feb	1-Mar	1-Apr	1-May	1-Jun
Grade 9	319	283								
Grade 10	274	309								
Grade 11	286	290								
Grade 12	296	321								
Windsor High Total	1175	1203	0	0	0	0	0	0	0	0

RM	Teacher	Grade	Project	1-Oct	1-Nov	1-Dec	1-Jan	1-Feb	1-Mar	1-Apr	1-May	1-Jun
		Kindergarten										
1	C McCann			18								
2	A Anzaldi			18								
3	M Scott			17								
22	I Hilbert			17								
24	J Delskey			17								
	Total		79	87	0	0	0	0	0	0	0	0
		Grade 1										
15	M Lafayette			15								
16	L Bishop			16								
17	S Raupach			15								
18	M Macaluso			16								
19	K Blume			17								
	Total		93	79	0	0	0	0	0	0	0	0
		Grade 2										
8	L King			18								
9	S Trummel			16								
11	D Diodato			18								
12	K Richards			18								
13	L Huntington			19								
	Total		99	89	0	0	0	0	0	182	0	0
		Totals	271	255	0	0	0	0	0	182	182	0
	Poquonock											

**Windsor Public Schools
Enrollment Projection/Actual
FY 2012-2013**

	Actual 10/1/2011	-----FY 2012/2013-----	
		NESDEC Projection	ACTUAL 10/1/2012
Pre K	46	54	41
K	202	211	218
Wolcott	248	265	259
1	222	234	210
2	221	233	231
3	236	223	238
4	269	234	235
5	277	264	265
Elementary	1,225	1,188	1,179
6	241	248	227
7	268	250	245
8	276	277	278
SPMS	785	775	750
9	315	319	283
10	310	274	309
11	330	286	290
12	272	296	321
WHS	1,227	1,175	1,203
TOTAL	3,485	3,403	3,391
<i>Note: NESDEC projection for K is 182 which does not include Full Day K. Additional enrollment as a result of change to Full Day K is estimated to be 29 students for a total of 211.</i>			

Connecticut's Accountability Plan

2012-2013

Why the Change and so What?

- NCLB and the AYP Waiver (approved, May 2012)
- Provides a realistic framework for growth for individual schools and districts
- Affords flexibility in Title 1 spending
- Moves away from sanctions

<u>NCLB</u>	<u>CT's new indicators</u>
Target is Proficient	Target is – on average – at Goal
Get to 100% by 2014	Halfway to target by 2018
Only math and reading count	Math, reading, writing, and science count
Only capture progress from Basic to Proficient	Count progress between all levels
School progress only measured by standardized test scores	School progress also measured by high school graduation rates
Accountable for subgroups of students, “n” size = 40	Accountable for subgroups of students, “n” size = 20

NCLB Waiver and School Accountability

NCLB indicators:

only capture performance of students across single performance band

New waiver indicators:

capture performance across all bands and graduation rates

Future year indicators:

will capture other important elements of school performance

Connecticut Performance Targets

- School, subject and subgroup performance indices= **88%**
- 4-year cohort graduation rate=**94%**
- Extended graduation rate=**96%**

Value Assigned to Performance Level

CMT/CAPT	Value assigned
Goal/Advanced	1.0
Proficient	0.67
Basic	0.33
Below Basic	0.0

MAS/Skills Checklist	Value assigned
Goal/Independent	1.0
Proficient	0.50
Basic	0.0

Individual Performance Index

IPI for each student is found by averaging the assigned performance values for each subtest the student takes divided by # subtests taken.

$$\text{IPI} = \frac{(\text{value test A} + \text{value test B} + \text{value test C})}{x^*}$$

x^* = number of subtests taken

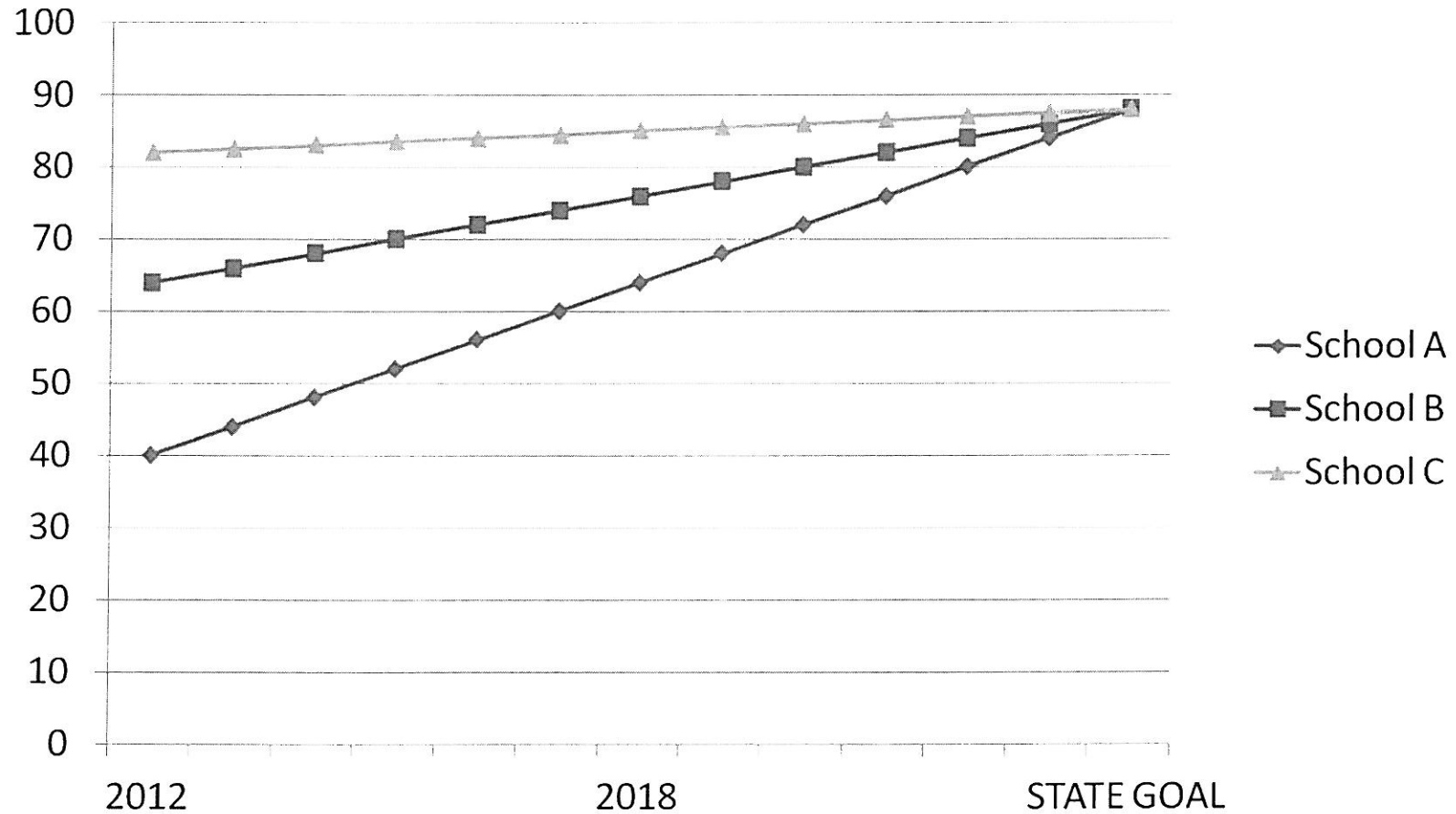
School Performance Index

- School Performance Index (SPI) is the average of all IPIs for students within the school
- Performance target for SPI=**88**

$$\frac{(IPI_{\underline{1}} + IPI_{\underline{2}} + IPI_{\underline{3}} \dots IPI_{\underline{n}})}{n}$$

n= Number of students in the school taking at least 1 subtest

School Performance Targets



Subject Performance Index

Average the assigned performance values for each student who takes the subtest:

Performance target=88

$$\frac{(\text{value student 1} + \text{value student 2} + \text{value student n})}{x^*}$$

x^* = number of students who take the subtest

Changes in Subgroup Status

- N= 20 students within a subgroup
- Subgroups
 - Students with disabilities
 - ELLs
 - Eligible for Free/Reduced Lunch
 - Black
 - Hispanic
 - Captured for two years after exiting the program
ELLs/Sped

Subgroup Performance Index

IPI for each student in the subgroup by averaging the assigned performance values for each subtest the student takes

Performance target for a subgroup=88

$$\text{IPI} = \frac{(\text{value test A} + \text{value test B} + \text{value test C})}{x^*}$$

x^* = number of subtests taken

Subgroup Performance Index

The average of all IPIs for students in the subgroup

$$\frac{(IPI_{\underline{1}} + IPI_{\underline{2}} + IPI_{\underline{3}} \dots IPI_{\underline{n}})}{n}$$

n= Number of students in the subgroup

Graduation Rates

Four year cohort-performance target=94%

Students who graduated on time in 2011
(# of students entering Grade 9 in 2007-2008)-
transfers out + transfers in

Extended Graduation Rate

Performance target=96%

$100\% - (\% \text{ of students who dropped out}) - (\% \text{ students who transfer and did not re-enroll})$

Subject Participation Rate

Subject area participation rate:

students who take the subtest

(students enrolled in tested grade)-(students enrolled
< 10 mos.)-(exempt students)

School Participation Rate

students who take at least one subtest
(students enrolled in the tested grades)-
(students enrolled < 10 mos.)- (exempt
students)

Subgroup Participation Rate

students in subgroup who take at least one subtest
(students in subgroup in tested area) - (subgroup
students enrolled < 10 mos.)-(exempt subgroup
students)

Baseline/Target Data

Academic baseline: average from academic years 2009- 2010, 2010-2011 and 2011-2012

Graduation/Extended baseline: average from academic years 2009-2010 and 2011-2012

Performance target formula:

$$\frac{\text{state target-baseline data}}{12} + \text{baseline value}$$

12

District, school, subject, subgroup annual performance targets

$$\frac{\text{CT target}-\text{Baseline value}}{12} + \text{Baseline value}$$

Annual performance targets are the increments necessary to be halfway toward state targets by 2018.

Implications of Reorganization

Baseline data established for:

- District
- Windsor High School
- Sage MS
- *Clover Street*
- *John F. Kennedy*
- *Poquonock*
- *Oliver Ellsworth*



District and School Profile Metrics – Explanatory Document

Each district will receive a **District Profile** and a **School Profile** for every school with 20 or more tested students during the 2011-12 school year. These profiles provide baseline data for Connecticut's new accountability system. The data should not be used to rank or classify schools; instead, the data are provided to districts and schools for planning and goal-setting purposes.

This document provides an abbreviated description of how each metric is calculated. A more complete description of the metrics and how they are calculated will be recorded in a computational manual, which will be posted on the CSDE website in the coming weeks.

Performance Indices

School Performance Index

- Captures student performance in all tested grade levels and in all tested content areas
- Calculated as follows:

Step 1:	<p>Assign each student one of the following values for each assessment the student takes:</p> <p>CMT/CAPT</p> <table border="1" data-bbox="365 982 738 1144"> <thead> <tr> <th>Performance Level</th> <th>Value</th> </tr> </thead> <tbody> <tr> <td>Goal or Advanced</td> <td>1.0</td> </tr> <tr> <td>Proficient</td> <td>0.67</td> </tr> <tr> <td>Basic</td> <td>0.33</td> </tr> <tr> <td>Below Basic</td> <td>0.0</td> </tr> </tbody> </table> <p>MAS/Skills Checklist</p> <table border="1" data-bbox="365 1207 738 1339"> <thead> <tr> <th>Performance Level</th> <th>Value</th> </tr> </thead> <tbody> <tr> <td>Goal or Independent</td> <td>1.0</td> </tr> <tr> <td>Proficient</td> <td>0.50</td> </tr> <tr> <td>Basic</td> <td>0.0</td> </tr> </tbody> </table>	Performance Level	Value	Goal or Advanced	1.0	Proficient	0.67	Basic	0.33	Below Basic	0.0	Performance Level	Value	Goal or Independent	1.0	Proficient	0.50	Basic	0.0
Performance Level	Value																		
Goal or Advanced	1.0																		
Proficient	0.67																		
Basic	0.33																		
Below Basic	0.0																		
Performance Level	Value																		
Goal or Independent	1.0																		
Proficient	0.50																		
Basic	0.0																		
Step 2:	<p>Calculate an Individual Performance Index (IPI) for each student by averaging the values:</p> $IPI = \frac{\text{Value for content area 1} + \text{Value for content area 2} \dots + \text{Value for content area } x}{x^*}$ <p>*where x = the number of state assessments the student takes</p>																		
Step 3:	<p>Calculate the School Performance Index (SPI) by averaging the IPIs for all students in the school:</p> $\frac{(IPI_1 + IPI_2 + \dots + IPI_n)}{n}$ <p>where n = number of students in the school who take at least one assessment</p>																		



District and School Profile Metrics – Explanatory Document

Subject Performance Index

- Calculated for all subjects tested in the school: Reading, Math, Writing, and Science
- Captures the performance of students in a particular content area in all tested grades in the school

<p>Step 1:</p>	<p>Assign one of the following values for student who takes an assessment in the content area:</p> <p>CMT/CAPT</p> <table border="1" data-bbox="418 663 792 827"> <thead> <tr> <th>Performance Level</th> <th>Value</th> </tr> </thead> <tbody> <tr> <td>Goal or Advanced</td> <td>1.0</td> </tr> <tr> <td>Proficient</td> <td>0.67</td> </tr> <tr> <td>Basic</td> <td>0.33</td> </tr> <tr> <td>Below Basic</td> <td>0.0</td> </tr> </tbody> </table> <p>MAS/Skills Checklist</p> <table border="1" data-bbox="418 890 792 1020"> <thead> <tr> <th>Performance Level</th> <th>Value</th> </tr> </thead> <tbody> <tr> <td>Goal or Independent</td> <td>1.0</td> </tr> <tr> <td>Proficient</td> <td>0.50</td> </tr> <tr> <td>Basic</td> <td>0.0</td> </tr> </tbody> </table>	Performance Level	Value	Goal or Advanced	1.0	Proficient	0.67	Basic	0.33	Below Basic	0.0	Performance Level	Value	Goal or Independent	1.0	Proficient	0.50	Basic	0.0
Performance Level	Value																		
Goal or Advanced	1.0																		
Proficient	0.67																		
Basic	0.33																		
Below Basic	0.0																		
Performance Level	Value																		
Goal or Independent	1.0																		
Proficient	0.50																		
Basic	0.0																		
<p>Step 2:</p>	<p>Calculate the Subject Performance Index by averaging the values of all the students who take an assessment in the content area</p> $\frac{(\text{Value for student 1} + \text{Value for student 2} \dots + \text{Value for student } n)}{n}$ <p>*where n = the number of students who take an assessment in the content area</p>																		



District and School Profile Metrics – Explanatory Document

Subgroup Performance Index

- Calculated for the following historically underperforming subgroups: students with disabilities, English language learners, students eligible for free or reduced price lunch (F/R lunch), Black students, and Hispanic students.
- If a subgroup includes fewer than 20 tested students, then the cell is left blank.
- Students who “exit” the students with disabilities subgroup or the English language learners subgroup are included in the calculations for those subgroups for two years after they exit. Their scores are included in the subgroup SPIs even though they are no longer identified. In doing so, the continued progress of these students counts toward the progress of the entire subgroups.
- Calculated in the same manner as the SPI, but only students who are members of the subgroup are included.
- The Subgroup Performance Index is calculated as follows:

Step 1:	<p>For each student in the subgroup, assign one of the following values for each assessment the student takes:</p> <p>CMT/CAPT</p> <table border="1" data-bbox="358 1024 732 1188"> <thead> <tr> <th>Performance Level</th> <th>Value</th> </tr> </thead> <tbody> <tr> <td>Goal or Advanced</td> <td>1.0</td> </tr> <tr> <td>Proficient</td> <td>0.67</td> </tr> <tr> <td>Basic</td> <td>0.33</td> </tr> <tr> <td>Below Basic</td> <td>0.0</td> </tr> </tbody> </table> <p>MAS/Skills Checklist</p> <table border="1" data-bbox="358 1251 727 1381"> <thead> <tr> <th>Performance Level</th> <th>Value</th> </tr> </thead> <tbody> <tr> <td>Goal or Independent</td> <td>1.0</td> </tr> <tr> <td>Proficient</td> <td>0.50</td> </tr> <tr> <td>Basic</td> <td>0.0</td> </tr> </tbody> </table>	Performance Level	Value	Goal or Advanced	1.0	Proficient	0.67	Basic	0.33	Below Basic	0.0	Performance Level	Value	Goal or Independent	1.0	Proficient	0.50	Basic	0.0
Performance Level	Value																		
Goal or Advanced	1.0																		
Proficient	0.67																		
Basic	0.33																		
Below Basic	0.0																		
Performance Level	Value																		
Goal or Independent	1.0																		
Proficient	0.50																		
Basic	0.0																		
Step 2:	<p>Calculate the Individual Performance Index (IPI) by averaging the values:</p> $IPI = \frac{\text{Value for content area 1} + \text{Value for content area 2} \dots + \text{Value for content area } x}{x^*}$ <p>*where x = the number of content area assessments the student takes</p>																		
Step 3:	<p>Calculate the Subgroup Performance Index by averaging the IPIs for all students in the subgroup:</p> $\frac{(IPI_1 + IPI_2 + \dots + IPI_n)}{n}$ <p>where n = number of students in the subgroup</p>																		



District and School Profile Metrics – Explanatory Document

Graduation Rates

Four-year Cohort Graduation Rate

- Provides the percentage of the cohort that graduates in 4 years or fewer.
- Calculated by tracking a cohort of students from 9th through 12th grade and then dividing the number of students who graduate within four years by the total number in the cohort.

4-year Cohort Graduation Rate	<p>Example for 2011 cohort:</p> $\frac{\text{students who graduated on time in 2011}}{[\# \text{ of 1}^{\text{st}} \text{ time entering 9}^{\text{th}} \text{ graders in 2007-08}] - \text{transfers out} + \text{transfers in}}$
-------------------------------	---

Extended Graduation Rate

- Includes all students who stay enrolled in the school or district, regardless of whether they graduate within four years.

Extended Graduation Rate	$100\% - [\% \text{ students who drop out}] - [\% \text{ students who transfer but do not re-enroll}]$
--------------------------	--

Participation Rates

Subject Participation Rate:

Subject Participation Rate	$\frac{\# \text{ of students who take the content area assessment}}{[\text{stud. enrolled in tested grade}] - [\text{stud. enrolled} < 10 \text{ months}] - [\text{exempt students}]}$
----------------------------	--

School Participation Rate:

School Participation Rate	$\frac{\# \text{ of students who take at least one content area assessment}}{[\text{stud. enrolled in tested grades}] - [\text{stud. enrolled} < 10 \text{ months}] - [\text{exempt students}]}$
---------------------------	--

Subgroup Participation Rate:

Subgroup Participation Rate	$\frac{\# \text{ of students in subgroup who take at least one content area assessment}}{[\text{stud. in subgrp. in tested grade}] - [\text{subgrp. stud. enrolled} < 10 \text{ mo.}] - [\text{exempt stud.}]}$
-----------------------------	---



District and School Profile Metrics – Explanatory Document

Performance Targets

Baseline Data:

- A 3-year average (2009-10, 2010-11, and 2011-12) is calculated to create the baseline value, which is used to set performance targets for all performance indices.
- A 2-year average (2009-10, 2011-12) is used to create the baseline value, which is used to set performance targets for graduation rates (both 4-year cohort and Extended)

Performance Targets:

Connecticut's state targets are as follows:

- School, subject, and subgroup performance Indices = 88
- 4-year cohort graduation rate = 94%
- Extended graduation rate = 96%

Annual performance targets are set in the following manner:

- Beginning with the baseline value, calculate the increment of progress necessary to ensure that the school will reach the halfway point between the baseline value and the state target within six years (by 2018).

Performance Target	$\frac{\text{State target} - \text{Baseline value}}{6} + \text{Baseline value}$
	$\frac{12}{6} + 88$

Note: District metrics use formulas similar to the school metrics described above.

Connecticut State Department of Education
CMT District Performance Targets for the 2012-2013 School Year

11164

WINDSOR

Indicator	Participation Rate (2011-12)	DPI (2011-12)	Baseline DPI (3-year Avg.)	DPI Performance Target (2012-13)
District Performance Index (DPI)	100.0%	78.8	76.2	77.2
DPI: Students with Disabilities	100.0%	44.3	44.9	47.9
DPI: Eligible for Free or Reduced Price Lunch	100.0%	67.1	64.4	66.3
DPI: Black	100.0%	72.4	69.2	70.7
DPI: Hispanic	100.0%	76.2	72.8	74.0
DPI: English Language Learners	100.0%	69.0	60.0	62.3
DPI Subject: Reading	99.9%	76.6	73.8	75.0
DPI Subject: Mathematics	100.0%	81.8	80.0	80.7
DPI Subject: Writing	99.9%	80.4	76.8	77.8
DPI Subject: Science	99.8%	74.8	73.6	74.8

Please note that these are the baseline data for Connecticut's new accountability system. Where sufficient data were unavailable to calculate a three-year achievement average using 2010, 2011, and 2012 data (i.e. n<20), the most recent data were used as the baseline value. These data should not be used to rank or classify schools. They are provided for use by districts and schools to support planning and goal-setting. More information about these indicators is available in the explanatory documents.

At the time of this printing, the procedure to implement the caps on achievement at the Goal level on the Skills Checklist and the MAS (1% on Skills Checklist, 2% on MAS, or 3% combined between both tests) were being finalized. Implementing this procedure is unlikely to alter a baseline figure. Nevertheless, new district reports will be issued when the procedure for implementing it as part of this accountability system has been approved.

Connecticut State Department of Education
CMT School Performance Targets for the 2012-2013 School Year

11164

WINDSOR

CLOVER STREET SCH

Indicator	Participation Rate (2011-12)	SPI (2011-12)	Baseline SPI (3-year Avg.)	SPI Performance Target (2012-13)
School Performance Index (SPI)	100.0%	73.9	69.3	70.9
SPI: Students with Disabilities	100.0%	36.8	35.6	38.6
SPI: Eligible for Free or Reduced Price Lunch	100.0%	59.0	54.9	57.6
SPI: Black	100.0%	70.3	64.6	66.5
SPI: Hispanic	100.0%	61.6	61.6	63.8
SPI: English Language Learners				
SPI Subject: Reading	100.0%	66.2	61.6	63.8
SPI Subject: Mathematics	100.0%	79.2	74.7	75.8
SPI Subject: Writing	100.0%	75.6	72.0	73.3
SPI Subject: Science	100.0%	72.0	64.9	66.9

Please note that these are the baseline data for Connecticut's new accountability system. Where sufficient data were unavailable to calculate a three-year achievement average using 2010, 2011 and 2012 data (i.e. n<20), the most recent data were used as the baseline value. These data should not be used to rank or classify schools. They are provided for use by districts and schools to support planning and goal-setting. More information about these indicators is available in the explanatory documents.

Connecticut State Department of Education
 CMT School Performance Targets for the 2012-2013 School Year

11164

WINDSOR

POQUONOCK ELEM

Indicator	Participation Rate (2011-12)	SPI (2011-12)	Baseline SPI (3-year Avg.)	SPI Performance Target (2012-13)
School Performance Index (SPI)	100.0%	81.5	78.5	79.3
SPI: Students with Disabilities	100.0%	44.4	47.5	50.5
SPI: Eligible for Free or Reduced Price Lunch	100.0%	63.4	60.6	62.9
SPI: Black	100.0%	70.6	66.2	68.0
SPI: Hispanic				
SPI: English Language Learners				
SPI Subject: Reading	100.0%	76.8	73.9	75.1
SPI Subject: Mathematics	100.0%	86.6	83.1	83.5
SPI Subject: Writing	100.0%	81.8	79.7	80.4
SPI Subject: Science	100.0%	79.3	77.6	78.5

Please note that these are the baseline data for Connecticut's new accountability system. Where sufficient data were unavailable to calculate a three-year achievement average using 2010, 2011 and 2012 data (i.e. n<20), the most recent data were used as the baseline value. These data should not be used to rank or classify schools. They are provided for use by districts and schools to support planning and goal-setting. More information about these indicators is available in the explanatory documents.

Connecticut State Department of Education
CMT School Performance Targets for the 2012-2013 School Year

11164

WINDSOR

JOHN F KENNEDY SCH

Indicator	Participation Rate (2011-12)	SPI (2011-12)	Baseline SPI (3-year Avg.)	SPI Performance Target (2012-13)
School Performance Index (SPI)	100.0%	73.2	68.9	70.5
SPI: Students with Disabilities	100.0%	33.4	32.9	35.9
SPI: Eligible for Free or Reduced Price Lunch	100.0%	64.9	57.7	60.3
SPI: Black	100.0%	69.1	63.8	65.8
SPI: Hispanic	100.0%	71.8	70.1	71.6
SPI: English Language Learners				
SPI Subject: Reading	100.0%	66.9	62.6	64.7
SPI Subject: Mathematics	100.0%	78.5	74.1	75.3
SPI Subject: Writing	100.0%	74.5	70.4	71.8
SPI Subject: Science	100.0%	72.3	70.3	71.8

Please note that these are the baseline data for Connecticut's new accountability system. Where sufficient data were unavailable to calculate a three-year achievement average using 2010, 2011 and 2012 data (i.e. n<20), the most recent data were used as the baseline value. These data should not be used to rank or classify schools. They are provided for use by districts and schools to support planning and goal-setting. More information about these indicators is available in the explanatory documents.

Connecticut State Department of Education
CMT School Performance Targets for the 2012-2013 School Year

11164

WINDSOR

OLIVER ELLSWORTH

Indicator	Participation Rate (2011-12)	SPI (2011-12)	Baseline SPI (3-year Avg.)	SPI Performance Target (2012-13)
School Performance Index (SPI)	100.0%	77.0	79.5	80.2
SPI: Students with Disabilities	100.0%	47.7	58.2	60.7
SPI: Eligible for Free or Reduced Price Lunch	100.0%	61.5	67.1	68.9
SPI: Black	100.0%	65.9	70.4	71.8
SPI: Hispanic	100.0%	73.9	76.6	77.5
SPI: English Language Learners				
SPI Subject: Reading	100.0%	73.3	77.0	77.9
SPI Subject: Mathematics	100.0%	79.1	81.8	82.4
SPI Subject: Writing	100.0%	78.8	80.1	80.8
SPI Subject: Science	98.4%	81.2	82.6	83.0

Please note that these are the baseline data for Connecticut's new accountability system. Where sufficient data were unavailable to calculate a three-year achievement average using 2010, 2011 and 2012 data (i.e. n<20), the most recent data were used as the baseline value. These data should not be used to rank or classify schools. They are provided for use by districts and schools to support planning and goal-setting. More information about these indicators is available in the explanatory documents.

Connecticut State Department of Education
CMT School Performance Targets for the 2012-2013 School Year

11164

WINDSOR

SAGE PARK MS

Indicator	Participation Rate (2011-12)	SPI (2011-12)	Baseline SPI (3-year Avg.)	SPI Performance Target (2012-13)
School Performance Index (SPI)	100.0%	82.8	79.1	79.9
SPI: Students with Disabilities	100.0%	52.2	48.9	51.9
SPI: Eligible for Free or Reduced Price Lunch	100.0%	73.2	68.8	70.4
SPI: Black	100.0%	76.8	72.7	74.0
SPI: Hispanic	100.0%	83.0	76.7	77.6
SPI: English Language Learners	100.0%	70.3	54.5	57.3
SPI Subject: Reading	99.9%	83.9	79.4	80.1
SPI Subject: Mathematics	100.0%	84.4	82.5	83.0
SPI Subject: Writing	99.9%	84.3	78.8	79.6
SPI Subject: Science	100.0%	75.1	73.5	74.7

Please note that these are the baseline data for Connecticut's new accountability system. Where sufficient data were unavailable to calculate a three-year achievement average using 2010, 2011 and 2012 data (i.e. n<20), the most recent data were used as the baseline value. These data should not be used to rank or classify schools. They are provided for use by districts and schools to support planning and goal-setting. More information about these indicators is available in the explanatory documents.

Connecticut State Department of Education

11164

CAPT District Performance Targets for the 2012-2013 School Year

WINDSOR

Indicator	Participation Rate (2011-12)	DPI (2011-12)	Baseline DPI (3-year Avg.)	DPI Performance Target (2012-13)
District Performance Index (DPI)	100.0%	64.5	64.1	66.1
DPI: Students with Disabilities	100.0%	39.1	34.4	37.4
DPI: Eligible for Free or Reduced Price Lunch	100.0%	51.3	50.5	53.5
DPI: Black	100.0%	57.3	55.5	58.2
DPI: Hispanic	100.0%	57.4	57.8	60.3
DPI: English Language Learners				
DPI Subject: Reading	99.7%	59.4	61.6	63.8
DPI Subject: Mathematics	100.0%	64.1	66.0	67.8
DPI Subject: Writing	99.7%	74.4	72.6	73.9
DPI Subject: Science	99.7%	62.4	63.4	65.4
The Four-Year Graduation Rate is the percentage of students who received a standard diploma within four years. The "extended graduation rate" refers to any student not reported in the "other" category.		Graduation Rate (2010-11)	Baseline Graduation Rate (2-year Avg.)	Grad. Rate Performance Target (2012-13)
District 4-year Cohort Graduation Rate		83.0	80.9	81.9
District 4-year Cohort Graduation Rate: Students with Disab.		64.4	58.8	61.7
District 4-year Cohort Graduation Rate: Eligible for F/R Lunch		75.3	71.5	73.3
District 4-year Cohort Graduation Rate: Black		79.8	78.5	79.8
District 4-year Cohort Graduation Rate: Hispanic		75.0	72.0	73.8
District 4-year Cohort Graduation Rate: ELL				
District Extended Graduation Rate		90.9	89.7	90.2
District Extended Graduation Rate: Students with Disabilities		91.1	90.4	90.9
District Extended Graduation Rate: Eligible for F/R Lunch		86.6	84.1	85.0
District Extended Graduation Rate: Black		90.4	89.2	89.7
District Extended Graduation Rate: Hispanic		82.5	80.9	82.2
District Extended Graduation Rate: English Language Learners				

Please note that these are the baseline data for Connecticut's new accountability system. Where sufficient data were unavailable to calculate a three-year achievement average using 2010, 2011 and 2012 data (i.e. n<20) or a two-year graduation rate using 2010 and 2011 data, the most recent data were used as the baseline value. These data should not be used to rank or classify schools. They are provided for use by districts and schools to support planning and goal-setting. More information about these indicators is available in the explanatory documents.

At the time of this printing, the procedure to implement the caps on achievement at the Goal level on the Skills Checklist and the MAS (1% on Skills Checklist, 2% on MAS, or 3% combined between both tests) were being finalized. Implementing this procedure is unlikely to alter a baseline figure. Nevertheless, new district reports will be issued when the procedure for implementing it as part of this accountability system has been approved.

Connecticut State Department of Education
CAPT School Performance Targets for the 2012-2013 School Year

11164

WINDSOR

WINDSOR HIGH SCHOOL

Indicator	Participation Rate (2011-12)	SPI (2011-12)	Baseline SPI (3-year Avg.)	SPI Performance Target (2012-13)
School Performance Index (SPI)	100.0%	65.3	65.2	67.1
SPI: Students with Disabilities	100.0%	41.8	37.2	40.2
SPI: Eligible for Free or Reduced Price Lunch	100.0%	51.3	50.9	53.9
SPI: Black	100.0%	57.9	56.4	59.1
SPI: Hispanic	100.0%	58.8	59.0	61.4
SPI: English Language Learners				
SPI Subject: Reading	99.7%	59.9	62.6	64.7
SPI Subject: Mathematics	100.0%	64.9	67.0	68.7
SPI Subject: Writing	99.7%	74.9	73.6	74.8
SPI Subject: Science	99.7%	63.3	64.5	66.5
The Four-Year Graduation Rate is the percentage of students who received a standard diploma within four years. The "extended graduation rate" refers to any student not reported in the "other" category.		Graduation Rate (2010-11)	Baseline Graduation Rate (2-year Avg.)	Grad. Rate Performance Target (2012-13)
District 4-year Cohort Graduation Rate		84.2	82.2	83.1
District 4-year Cohort Graduation Rate: Students with Disab.		72.5	65.8	68.2
District 4-year Cohort Graduation Rate: Eligible for F/R Lunch		76.8	72.2	74.0
District 4-year Cohort Graduation Rate: Black		81.1	79.5	80.7
District 4-year Cohort Graduation Rate: Hispanic		75.0	72.0	73.8
District 4-year Cohort Graduation Rate: ELL				
District Extended Graduation Rate		90.8	89.8	90.3
District Extended Graduation Rate: Students with Disabilities		90.0	89.3	89.9
District Extended Graduation Rate: Eligible for F/R Lunch		86.3	83.9	84.9
District Extended Graduation Rate: Black		90.3	89.0	89.6
District Extended Graduation Rate: Hispanic		82.5	80.9	82.2
District Extended Graduation Rate: English Language Learners				

Please note that these are the baseline data for Connecticut's new accountability system. Where sufficient data were unavailable to calculate a three-year achievement average using 2010, 2011 and 2012 data (i.e. n<20) or a two-year graduation rate using 2010 and 2011 data, the most recent data were used as the baseline value. These data should not be used to rank or classify schools. They are provided for use by districts and schools to support planning and goal-setting. More information about these indicators is available in the explanatory documents.

WINDSOR BOARD OF EDUCATION

AGENDA ITEM

For Consideration by the Board of Education at the Meeting of: October 16, 2012

PREPARED BY: Frank Williams

PRESENTED BY: Frank Williams

ATTACHMENTS: September 30, 2012 Financial Report

SUBJECT: Financial Report

BACKGROUND:

A report of operating expenditures is prepared monthly for the Board of Education. The report details monthly and year-to-date expenditures for each site within Windsor Public Schools.

STATUS:

The attached report is for the month of September 2012. There are two reports: one with encumbrances and one without.

There were no inter-site transfers during the month.

RECOMMENDATION:

No action is necessary. The report is for information only.

The Secretary of the Board of Education should include the following in the minutes of this Board of Education meeting:

Expenditures for September 2012	\$4,334,100
Expenditures through September 30, 2012	\$7,242,686

Recommended by the Superintendent: JAV

Agenda Item # Ba

**Windsor Public Schools
Financial Report
September 30, 2012**

	2012/2013 Budget	Expenditures YTD 09/30/12	Balance * @ 09/30/12	% Balance
<u>Instructional Services</u>				
Elementary Schools**	\$ 563,680	\$ 32,248	\$ 531,432	94%
Sage Park Middle School	330,625	43,535	287,090	87%
Windsor High School	500,512	72,546	427,966	86%
Windsor High School Interscholastic Sports	158,425	6,024	152,401	96%
WHS Career & Technical Education	62,000	5,723	56,277	91%
Continuing Education	88,400	-	88,400	100%
Instructional Services Management	435,905	13,318	422,587	97%
Curriculum Management & Development	69,640	2,106	67,534	97%
Curriculum Mgt. & Dev. -Magnet School Tuition	999,200	-	999,200	100%
Textbook Adoption	97,500	-	97,500	100%
Technology	461,055	65,063	395,992	86%
Total Instructional Services	\$ 3,766,942	\$ 240,563	\$ 3,526,379	94%
<u>Education Support Services</u>				
Pupil Personnel Services	\$ 196,575	\$ 27,940	\$ 168,635	86%
Special Education	312,660	16,274	296,386	95%
Special Education Tuition	3,867,000	213,419	3,653,581	94%
Policy & Planning	147,350	12,254	135,096	92%
Employee Personnel Services	115,100	14,073	101,027	88%
Financial Management	161,200	3,779	157,421	98%
Financial Services	37,000	834	36,166	98%
Pupil Transportation & Safety	3,283,900	3,650	3,280,250	100%
Physical Plant Services	2,642,747	361,507	2,281,240	86%
Major Maintenance	278,000	205,474	72,526	26%
L.P. Wilson Center	123,600	24,235	99,365	80%
Salaries & Benefits	47,511,056	6,359,247	41,151,809	87%
Total Education Support Services	\$ 58,676,188	\$ 7,242,686	\$ 51,433,502	88%
Total All Sites	\$ 62,443,130	\$ 7,483,249	\$ 54,959,881	88%

** Windsor Elementary Schools: Clover Street School, John F Kennedy School, Oliver Ellsworth School, Poquonock School

Windsor Public Schools
Financial Report with Encumbrances
September 30, 2012

	2012/2013 Budget	Expenditures YTD 09/30/12	Encumbrances	Balance @ 09/30/12	% Balance
<u>Instructional Services</u>					
Elementary Schools**	\$ 563,680	\$ 32,248	\$ 35,526	495,906	88%
Sage Park Middle School	330,625	43,535	40,019	247,071	75%
Windsor High School	500,512	72,546	76,721	351,246	70%
Windsor High School Interscholastic Sports	158,425	6,024	27,965	124,436	79%
WHS Career & Technical Education	62,000	5,723	16,186	40,090	65%
Continuing Education	88,400	-	7,105	81,295	92%
Instructional Services Management	435,905	13,318	49,988	372,600	85%
Curriculum Management & Development	69,640	2,106	7,352	60,183	86%
Curriculum Mgt. & Dev. -Magnet School Tuition	999,200	-	-	999,200	100%
Textbook Adoption	97,500	-	-	97,500	100%
Technology	461,055	65,063	67,653	328,340	71%
Total Instructional Services	\$ 3,766,942	\$ 240,563	\$ 328,514	\$ 3,197,866	85%
<u>Education Support Services</u>					
Pupil Personnel Services	\$ 196,575	\$ 27,940	\$ 25,724	\$ 142,911	73%
Special Education	312,660	16,274	13,546	282,840	90%
Special Education Tuition	3,867,000	213,419	1,400,790	2,252,791	58%
Policy & Planning	147,350	12,254	4,033	131,062	89%
Employee Personnel Services	115,100	14,073	7,112	93,915	82%
Financial Management	161,200	3,779	10,279	147,143	91%
Financial Services	37,000	834	802	35,364	96%
Pupil Transportation & Safety	3,283,900	3,650	46,595	3,233,655	98%
Physical Plant Services	2,642,747	361,507	1,756,930	524,310	20%
Major Maintenance	278,000	205,474	29,542	42,983	15%
L.P. Wilson Center	123,600	24,235	92,373	6,992	6%
Salaries & Benefits	47,511,056	6,359,247	30,502,966	10,648,843	22%
Total Education Support Services	\$ 58,676,188	\$ 7,242,686	\$ 33,890,692	\$ 17,542,810	30%
Total All Sites	\$ 62,443,130	\$ 7,483,249	\$34,219,205	\$20,740,676	33%

** Windsor Elementary Schools:Clover Street School, John F Kennedy School, Oliver Ellsworth School, Poquonock School

WINDSOR BOARD OF EDUCATION

Agenda Item

For Consideration by the Board of Education at the Meeting of: October 16, 2012

Prepared by: Dana Plant

Presented By: Franklin Williams, III

Attachments: Food Service Financial Report

SUBJECT: Statement on Cafeteria Operations – July-September 2012

BACKGROUND: The Windsor School Food Service participates in the National School Lunch Program at each of our school facilities and at St. Gabriel's, Trinity Christian School, CREC's Metropolitan Learning Center and Medical Professions and Teacher Preparation Academy. We also participate in the National School Breakfast Program at our four elementary schools, Sage Park Middle School, Windsor High School, and the two CREC schools, Metropolitan Learning Center and Medical Professions and Teacher Preparation Academy. We operated our second year of the Seamless Summer Feeding program serving both breakfast and snacks at Metropolitan Learning Center in July 2012 and added the same service to Medical Professions Teacher Preparation Academy. Windsor School Food Service is complying with the Healthy Food Certification again this year to send a consistent message to our students in keeping with our wellness policies.

Our annual goal is to operate with a small reserve account to offset unanticipated needs and to increase participation from students and staff in both the breakfast and lunch programs.

A monthly financial report is presented to the Board of Education. This report includes sales and financial information for the current period.

STATUS: Attached is a Financial Report for the month of July - September 2012.

RECOMMENDATION: Informational only.

Recommended by the Superintendent: JAV

Agenda Item # 86

Windsor School Food Service
Financial Statement
July - September 2012

REVENUE	July-Sept 2011	7/1/11 - YTD	July-Sept 2012	7/1/12 - YTD
SALES	\$199,947.54	\$199,947.54	\$204,681.78	\$204,681.78
REIMBURSEMENTS - STATE				
ACCOUNTS RECEIVABLE FED	103,784.73	103,784.73	118,157.92	118,157.92
CLOC	42,355.00	42,355.00	43,662.40	43,662.40
INTEREST/RETURNED CK FEE	34.18	34.18	6.28	6.28
MISC. (Rebates)	1,954.99	1,954.99	1,934.10	1,934.10
REVENUE TOTALS	\$348,076.44	\$348,076.44	\$368,442.48	\$368,442.48
EXPENSES				
WAGES	\$69,136.87	\$69,136.87	\$69,426.07	\$69,426.07
PAYROLL TAXES	5,292.92	5,292.92	5,541.77	5,541.77
EMPLOYEE BENEFITS	27,541.11	27,541.11	27,160.97	27,160.97
FOOD/MILK	201,861.18	201,861.18	223,381.28	223,381.28
PAPER	9,214.08	9,214.08	10,284.70	10,284.70
SUPPLIES	835.91	835.91	240.00	240.00
EQUIPMENT	2,794.79	2,794.79		
SERVICES	2,780.38	2,780.38	3,892.14	3,892.14
EXPENSE TOTALS	\$319,457.24	\$319,457.24	\$339,926.93	\$339,926.93
NET INCOME	\$28,619.20	\$28,619.20	\$28,515.55	\$28,515.55
INVENTORY		\$17,525.00		\$18,000.00
OPENING BALANCE 7/1		(\$6,002.58)		(\$25,858.48)
COMPUTED OPERATING POSITION		\$40,141.62		\$20,657.07

HIRES (Cont'd)

Patricia Stackhouse
Irene Todd
Stephanie Turner
Mark White

Kindergarten Paraprofessional
Food Service Worker
Lunchroom Monitor
Special Education Paraprofessional

Ellsworth
Sage Park
Clover Street
Ellsworth

Reviewed by:



Recommended by the Superintendent:

JAV

Agenda Item #

8C.

Executive Committee Meeting of the Windsor Board of Education

August 30, 2012 5:00 PM

LPW, Room 17

The following are the unapproved minutes of the August 30, 2012 Executive Committee Meeting of the Windsor Board of Education. Any additions or corrections will be made at a future meeting.

Attendance Taken at 5:15 PM:

Present Board Members:

Mr. Paul Panos

Ms. Doreen Richardson

Absent Board Members:

Ms. Darleen Klase

1. Call to Order, Pledge of Allegiance, Moment of Silence

Discussion:

President Richardson called the meeting to order at 5:15 PM.

2. Review and set the agenda for the next regular Board meeting on September 12, 2012

Discussion:

Reviewed agenda for the 9/12/12 regular Board meeting

3. Adjournment

Discussion:

The meeting was adjourned at 6:00 PM

Jeffrey A. Villar, Ph.D.
Superintendent

Windsor Board of Education Workshop

August 30, 2012 6:00 PM

L.P. Wilson Community Center, Room 17

The following are the unapproved minutes of the August 30, 2012 Board of Education Workshop. Any additions or corrections will be made at a future meeting.

Attendance Taken at 6:35 PM:

Present Board Members:

Ms. Pam DiGiore
Ms. Kristin Ingram
Mr. Richard O'Reilly
Mr. Paul Panos
Ms. Doreen Richardson

Absent Board Members:

Ms. Darleen Klase
Mr. Leonard Lockhart
Ms. Cristina Santos
Mr. Kenneth Williams

1. Call to Order, Pledge of Allegiance, Moment of Silence

Discussion:

The meeting was called to order at 6:35 PM

2. Audience to Visitors

Discussion:

None

3. Discussion and possible action on Board of Education goals

Discussion:

The Board of Education will develop vision, mission, and goals by October. Staff will generate indicators by November 14, 2012.

Board of Education will meet on September 10, 2012 at 6:00 PM. Board members were asked to submit homework by 9/4/12.

4. Adjournment

Motion Passed: Move to adjourn the meeting at 8:30 PM passed with a motion by Ms. Kristin Ingram and a second by Mr. Richard O'Reilly.

Ms. Pam DiGiore	Yes
Ms. Kristin Ingram	Yes
Ms. Darleen Klase	Absent
Mr. Leonard Lockhart	Absent
Mr. Richard O'Reilly	Yes
Mr. Paul Panos	Yes
Ms. Doreen Richardson	Yes
Ms. Cristina Santos	Absent
Mr. Kenneth Williams	Absent

Jeffrey A. Villar, Ph.D.
Superintendent

OR

Richard T. O'Reilly, Secretary
Windsor Board of Education

Board of Education Special Meeting

September 10, 2012 5:30 PM

LPW, Room 17

The following are the unapproved minutes of the September 10, 2012 Board of Education Special Meeting. Any additions or corrections will be made at a future meeting.

Attendance Taken at 5:30 PM:

Present Board Members:

- Ms. Pam DiGiore
- Ms. Kristin Ingram
- Ms. Darleen Klase
- Mr. Leonard Lockhart
- Mr. Richard O'Reilly
- Mr. Paul Panos
- Ms. Doreen Richardson
- Mr. Kenneth Williams

Absent Board Members:

- Ms. Cristina Santos

1. Call to Order, Pledge of Allegiance, Moment of Silence

Discussion:

The meeting was called to order at 5:30 PM.

2. Personnel matter regarding the selection of the John F. Kennedy School Principal. Executive Session Anticipated.

Motion Passed: Moved to executive session for purpose of personnel selection passed with a motion by Ms. Darleen Klase and a second by Mr. Leonard Lockhart.

- Ms. Pam DiGiore Yes
- Ms. Kristin Ingram Yes
- Ms. Darleen Klase Yes
- Mr. Leonard Lockhart Yes
- Mr. Richard O'Reilly Yes
- Mr. Paul Panos Yes
- Ms. Doreen Richardson Yes
- Ms. Cristina Santos Absent
- Mr. Kenneth Williams Yes

3. Adjournment


Discussion:

Returned from Executive Session at 6:10 PM

Motion Passed: Move to adjourn the meeting at 6:10 PM passed with a motion by Ms. Kristin Ingram and a second by Ms. Darleen Klase.

- Ms. Pam DiGiore Yes
- Ms. Kristin Ingram Yes
- Ms. Darleen Klase Yes
- Mr. Leonard Lockhart Yes
- Mr. Richard O'Reilly Yes

Mr. Paul Panos Yes
Ms. Doreen Richardson Yes
Ms. Cristina Santos Absent
Mr. Kenneth Williams Yes



Jeffrey A. Villar, Ph.D.
Superintendent

The following are the unapproved minutes of the September 10, 2012 Windsor Board of Education Workshop. Any additions or corrections will be made at a future meeting.

Attendance Taken at 6:00 PM:

Present Board Members:

Ms. Pam DiGiore
Ms. Kristin Ingram
Ms. Darleen Klase
Mr. Leonard Lockhart
Mr. Richard O'Reilly
Mr. Paul Panos
Ms. Doreen Richardson
Mr. Kenneth Williams

Absent Board Members:

Ms. Cristina Santos

Updated Attendance:

Ms. Cristina Santos was updated to present at: 7:30 PM

1. Call to Order, Pledge of Allegiance, Moment of Silence

Discussion:

The meeting was called to order at 6:00 PM.

2. Discussion and possible action on Board of Education vision, mission and goals

Discussion:

The Board of Education will continue to refine the mission statement and begin to establish indicators.


Motion Failed: Move to keep current mission statement failed with a motion by Ms. Kristin Ingram and a second by Ms. Darleen Klase.

Ms. Pam DiGiore	No
Ms. Kristin Ingram	No
Ms. Darleen Klase	No
Mr. Leonard Lockhart	No
Mr. Richard O'Reilly	No
Mr. Paul Panos	No
Ms. Doreen Richardson	No
Ms. Cristina Santos	Absent
Mr. Kenneth Williams	No

3. Adjournment

Discussion:

The meeting was adjourned at 8:10 PM.



Jeffrey A. Villar, Ph.D.
Superintendent

Windsor BOE Curriculum Committee

September 11, 2012 6:30 PM

LPW, Room 17

The following are the unapproved minutes of the September 11, 2012 Windsor BOE Curriculum Committee. Any additions or corrections will be made at a future meeting.

Attendance Taken at 6:26 PM:

Present Board Members:

Ms. Kristin Ingram

Ms. Darleen Klase

Ms. Doreen Richardson

Ms. Cristina Santos

1. Call to Order, Pledge of Allegiance, Moment of Silence

Discussion:

The meeting was called to order at 6:30 p.m. by Chairperson, Cristina Santos. Ms. Santos welcomed Mary Anne Butler, the new Assistant Superintendent for Instructional Services, to the district and to the Curriculum Sub-Committee.

2. New Curriculum Framework

Discussion:

Mary Anne Butler began by discussing the Curriculum Team in place this year consisting of Katrina Palazzolo, Chris Rau, Deb Maccarone, Christine Tedisky, Tom Baird, and Tracie Peterson.

Atlas Rubicon, an electronic component used for curriculum work, had originally been set up for 200 seats predominantly at the secondary level. The number of seats has been decreased and access will be redistributed to reassess continued use of Rubicon. If we decide to go with Atlas at the end of the year, all teachers will need access. Implementation of a new electronic piece, Silverback, will be used for curriculum and shared more evenly with secondary and elementary.

3. Measures of Academic Progress

Discussion:

Testing of grades K-8 on academic performance, are now much more abbreviated and tests have been consumed into MAP, Measures of Academic Progress. MAP testing is a computer-adapted test and reports are accessible that will provide immediate results and feedback. The requirements are a bit heavy, particularly for kindergarten, but this is a learning phase and it will be adjusted as we move forward. We will be moving to a larger testing window with a new system that will take the place of CMT/CAPT tests. Training on report interpretation will occur in the district on October 11 and 12. We need to make sure that the importance of the reading and writing components crosses into other subject areas such as social studies.

4. New Assessment Calendar

Discussion:

Mary Anne Butler distributed a copy of the district assessment calendar for the elementary and middle grades and stated this information is also available on the district website.

5. Program of Studies

Discussion:

Mary Anne Butler will begin visiting schools and will start with the high school this week in order to gain some insight. Many new initiatives will begin at the high school so definite changes can be in place by 2018. One change will be to require 25 credits to graduate, which will have financial implications to the district, but it needs to move forward. The second item concerns many parts of algebra in tiers that has seniors who still have not passed the class. The plan is to have Algebra I in grade 9 and have students in the class every day, which will double the current time in class because students need the help. The assignment of credits will need to be looked at to determine how to categorize them suitable for college admission requirements. Some elective courses at the high school, such as Meteorology do not give credit to science, but they should because of the curriculum and to fit with the new guidelines. English 12 is a one-semester course which should be changed to a full-year course, instead of a follow-up communication course.

The credit recovery policy needs to have different options added such as Virtual High School and summer school options. Virtual Learning Academy does not have a "live" teacher on the other end so it requires a staff member to assist with lessons. Virtual High School can be very structured, but it also offers quite a selection of courses. Teachers have been asked to think about electives they would like to see offered. A questionnaire would be put on the high school website and students could respond to the possible offerings. These courses would be put in the Program of Studies with the caveat that final curriculum would be written and approved by the Board of Education. The curriculum must get to the Board Sub-Committee by November, and a second reading could be waived to get to the Board for final approval by December to get a course approved in time for the next school year.

6. Adjournment

Motion Passed: Darleen Klase made a motion to adjourn the meeting at 8:02 p.m. Passed with a motion by Ms. Darleen Klase and a second by Ms. Kristin Ingram.

Ms. Kristin Ingram	Yes
Ms. Darleen Klase	Yes
Ms. Doreen Richardson	Yes
Ms. Cristina Santos	Yes
Dr. Jeffrey Villar	Absent

Cristina Santos, Chairperson
BOE Curriculum Sub-Committee
Windsor Board of Education

Regular Meeting of the Windsor Board of Education

September 12, 2012 7:00 PM
Town Hall, Council Chambers

The following are the unapproved minutes of the September 12, 2012 Regular Meeting of the Windsor Board of Education. Any additions or corrections will be made at a future meeting.

Attendance Taken at 7:00 PM:

Present Board Members:

Ms. Kristin Ingram
Ms. Darleen Klase
Mr. Leonard Lockhart
Mr. Richard O'Reilly
Mr. Paul Panos
Ms. Doreen Richardson
Ms. Cristina Santos
Mr. Kenneth Williams

Absent Board Members:

Ms. Pam DiGiore

Updated Attendance:

Ms. Pam DiGiore was updated to present at: 7:08 PM
Ms. Pam DiGiore was updated to absent at: 10:15 PM

1. Call to Order, Pledge to the Flag and Moment of Silence

Discussion:

The meeting was called to order at 7:00 p.m. by Doreen Richardson. A moment of silence was observed for the recent passing of a Windsor teen-aged student.

2. Recognitions/Acknowledgements

2.a. Introduction of New Administrators

Discussion:

Craig Cooke introduced the new administrators which include Thomas Baird, Math Curriculum Supervisor; Chris Rau, Vice Principal at Windsor High School; Douglas Couture, Education Technology Curriculum Supervisor; and Bonnie Fineman, English Department Chair at Windsor High School.

2.b. Building Educators and Staff Members of the Year

Discussion:

Craig Cooke announced the building educators and staff members of the year at each building in the district.

2.c. Introduction of Windsor Teacher of the Year

Discussion:

Craig Cooke introduced Windsor Public Schools Teacher of the Year, Lesley King, a 2nd grade teacher at Poquonock School, to the Board. Ms. King spoke to the Board regarding her thoughts about teaching and education.

2.d. Introduction of New Student Representative--Tyler Jennings Peczka

Discussion:

Russell Sills, Principal of Windsor High School, introduced the new Student Representative to the Board, Tyler Jennings Peczka. Tyler reported on several events at Windsor High School such as Open House on September 13,

upcoming football games and homecoming activities. The courtyard renovations are underway and suggestions are being considered for what to do with the space. A new behavior policy has been instituted at Windsor High and students seen doing good by a teacher receive a Warrior card, which can be redeemed for a prize.

2.e. America Achieves Fellow--Cay Freeman, Math Support Teacher, Sage Park Middle School

Discussion:

Paul Cavaliere, Principal at Sage Park Middle School, introduced Catherine Freeman who received the award of America Achieves Fellowship. This involved a rigorous selection process that began with a field of 800 applicants and ended with 65 educators chosen for admission. Ms. Freeman is a Math Mastery Teacher and has been at Sage Park for 27 years.

2.f. Recognition--Donation of backpacks and school supplies from Philips Remote-Cardiac Services in Windsor

Discussion:

Dr. Villar thanked Phillips Remote-Cardiac for the generous donation of backpacks and school supplies that have been put to good use.

Darlene Klase made a motion to move Agenda Item 5.e. before Agenda Item 3. Paul Panos seconded the motion.
Motion Passed 9-0-0

3. Audience to Visitors

Discussion:

Jennifer Fields, 19 Parkwood Drive. Ms. Fields voiced concern regarding her child's safety and well-being because she is required to walk to school, according to Board of Education policy.

Richard Vassallo, 478 Rainbow Road. Mr. Vassallo is a member of the WEA and spoke about the efforts of the organization and the benefits provided to the students in the district through this organization.

4. Board of Education

4.a. President's Report

Discussion:

Doreen Richardson spoke about the many activities involving the Board that pertain to rethinking the direction of the Board and the construction of an applicable and favorable vision for all students. The Board has met several times to discuss what are believed to be the shared values of the Windsor community for our public schools. Conversations to achieve high quality education for all students have been robust and substantive and the Board is working diligently to make these conditions possible. Convocation exhibited a sheer enthusiasm and passion that showed teachers are geared up to begin a new school year. A webinar hosted by the NSBA provided insights to govern for the continued support of public education.

4.b. BOE Goals

Discussion:

Goal setting news and a presentation on BOE goals will be coming forward soon.

4.c. Proposal by Dr. Marlon James for working with the district to address system equity. Anticipated action

Discussion:

Doreen Richardson introduced Dr. Marlon James, a professor at Loyola University in Chicago. Dr. James gave a PowerPoint presentation regarding system equity. Dr. James had met previously with the Board in June to discuss this 3-year plan to achieve equity and excellence. Board discussion followed the presentation.

Darlene Klase made a motion to move Agenda Item 5.d. ahead of Agenda Item 5. Ken Williams seconded the motion.
Motion Passed 8-0-1

Motion Passed: Darlene Klase made a motion to authorize the Superintendent to execute an agreement with Dr. Marlon James and Loyola University, which passed with a motion by Ms. Darleen Klase and a second by Mr. Kenneth Williams.

Ms. Pam DiGiore No
Ms. Kristin Ingram Yes
Ms. Darleen Klase Yes
Mr. Leonard Lockhart Yes
Mr. Richard O'Reilly Yes
Mr. Paul Panos No
Ms. Doreen Richardson Yes
Ms. Cristina Santos No
Mr. Kenneth Williams Yes

5. Superintendent's Report
5.a. School Opening Comments

Discussion:

Dr. Villar discussed the opening of day of school which went well. Many new bus routes were developed over the summer and some experienced a few problems, but the complex system put in place succeeded and continued to improve each day. FLES, the Spanish language program in the primary schools, is off and running. Full-day kindergarten has a student population of 215, which makes classroom size at 17 and leaves room for growth. Work with the Windsor Education Association concerning PEAC teacher evaluations has begun. Wireless installations have been put in all buildings, but are not yet activated. Measures of Academic Progress (MAP) has been implemented and training with this system is ongoing. This will help provide valuable data that will go towards teacher evaluation.

Motion Passed: At this time, Darleen Klase made a motion to extend the Board meeting for 30 minutes to allow time to cover the remaining Agenda Items, which passed with a motion by Ms. Darleen Klase and a second by Ms. Kristin Ingram.

Ms. Pam DiGiore Absent
Ms. Kristin Ingram Yes
Ms. Darleen Klase Yes
Mr. Leonard Lockhart Yes
Mr. Richard O'Reilly Yes
Mr. Paul Panos Yes
Ms. Doreen Richardson Yes
Ms. Cristina Santos Yes
Mr. Kenneth Williams Yes

5.b. Update on Staffing Update for Opening of the 2012-2013 School Year

Discussion:

Craig Cooke reported approximately 1500 applications had been received since January, 2012. The district hired 31 new certified staff members. New teachers had two days of orientation held at L.P. Wilson and completed TEAM Module 5, which will be very helpful to them.

5.c. Action-Alliance Grant

Discussion:

Dr. Villar reported that the Alliance grant application had been received favorably by the State Department of Education and expects to receive good news on a final determination soon. The Alliance Grant takes a holistic approach to support accountable measures of progress across the district such as PBIS, and to improve community support and collaboration of programs for at-risk students.

Motion Passed: Darleen Klase made a motion to accept the Alliance District Grant as written. This passed with a motion by Ms. Darleen Klase and a second by Ms. Kristin Ingram.

Ms. Pam DiGiore Absent
 Ms. Kristin Ingram Yes
 Ms. Darleen Klase Yes
 Mr. Leonard Lockhart Yes
 Mr. Richard O'Reilly Yes
 Mr. Paul Panos Yes
 Ms. Doreen Richardson Yes
 Ms. Cristina Santos Yes
 Mr. Kenneth Williams Yes

5.d. Action-Quebec and Montreal, Canada Field trip, April 14-18, 2013, 1st Reading

Discussion:

Russell Sills introduced Windsor High School French teachers, Dawn Hunter and Gustave Afantchao. They presented the Board with an overview of the proposed trip to Montreal and Quebec, Canada that will allow students to experience the French language and culture first-hand. The cost of the trip will be offset by fundraising events.

Motion Passed: Darleen Klase made a motion the Board of Education approve the proposed trip to Canada as presented and reserves the right to cancel if it feels the safety of the students is at risk. This passed with a motion by Ms. Darleen Klase and a second by Mr. Kenneth Williams.

Ms. Pam DiGiore Absent
 Ms. Kristin Ingram Yes
 Ms. Darleen Klase Yes
 Mr. Leonard Lockhart Yes
 Mr. Richard O'Reilly Yes
 Mr. Paul Panos Yes
 Ms. Doreen Richardson Yes
 Ms. Cristina Santos Yes
 Mr. Kenneth Williams Yes

5.e. Action--Appointment of Principal of John F. Kennedy School

Discussion:

Craig Cooke discussed the process regarding the search for a new principal at J. F. Kennedy School that began in June. A committee of parents, teachers and administrators interviewed candidates for the position and determined a good fit was not found in the first round and continued the search. The process was repeated with the same committee members and this search produced a successful candidate, Mary Kay Ravenola, for the position of Principal at J.F. Kennedy. Ms. Ravenola possesses an extensive background with a wealth of knowledge and experience as a child-first educator to the position.

Motion Passed: Darlene Klase made a motion to approve the nomination of Mary Kay Ravenola as Principal of J. F. Kennedy Elementary School. This passed with a motion by Ms. Darleen Klase and a second by Mr. Paul Panos.

Ms. Pam DiGiore Yes
 Ms. Kristin Ingram Yes
 Ms. Darleen Klase Yes
 Mr. Leonard Lockhart Yes
 Mr. Richard O'Reilly Yes
 Mr. Paul Panos Yes
 Ms. Doreen Richardson Yes
 Ms. Cristina Santos Yes
 Mr. Kenneth Williams Yes

6. Committee Reports

6.a. Curriculum Committee

Discussion:

Christina Santos, Curriculum Committee Chairperson, reported the initial meeting occurred on September 11, 2012. New frameworks for curriculum writing, the Windsor High School Program of Studies and the district assessment testing calendar were discussed. These represent some of the many new changes and innovative ideas on the horizon.

6.b. Finance Committee

Discussion:

Kristin Ingram reported the Finance Committee had not yet met.

6.c. Technology Committee

Discussion:

Richard O'Reilly reported that no meeting had taken place yet but the committee plans to meet before the next Board meeting.

7. Consent Agenda

Motion Passed: Darleen Klase made a motion to accept the items of the Consent Agenda as presented to the Board. This passed with a motion by Ms. Darleen Klase and a second by Mr. Leonard Lockhart.

Ms. Pam DiGiore	Absent
Ms. Kristin Ingram	Yes
Ms. Darleen Klase	Yes
Mr. Leonard Lockhart	Yes
Mr. Richard O'Reilly	Yes
Mr. Paul Panos	Yes
Ms. Doreen Richardson	Yes
Ms. Cristina Santos	Yes
Mr. Kenneth Williams	Yes

7.a. Human Resources Report

7.b. Childrearing Leave Request

7.c. Approval of BOE Regular Meetings for 2013 Calendar Year

8. Approval of Minutes

Motion Passed: Richard O'Reilly made a motion to approve the minutes of the meetings as presented the Board. This passed with a motion by Mr. Richard O'Reilly and a second by Mr. Leonard Lockhart.

Ms. Pam DiGiore	Absent
Ms. Kristin Ingram	Yes
Ms. Darleen Klase	Yes
Mr. Leonard Lockhart	Yes
Mr. Richard O'Reilly	Yes
Mr. Paul Panos	Yes
Ms. Doreen Richardson	Yes
Ms. Cristina Santos	Yes
Mr. Kenneth Williams	Yes

8.a. June 12, 2012 Curriculum Committee

8.b. June 14, 2012 BOE Special Meeting

8.c. June 19, 2012 BOE Regular Meeting

8.d. June 25, 2012 BOE Special Meeting

8.e. August 21, 2012 BOE Special Meeting

8.f. August 25, 2012 BOE Special Meeting

9. Other Matters/Announcements/Regular BOE Meetings

Discussion:

Doreen Richardson announced upcoming district events and the next scheduled Board of Education meeting on October 16, 2012.

9.a. Next Regular Board Meeting is Tuesday, October 16, 2012 at 7:00 PM in the Town Hall Council Chambers

9.b. Windsor Public Schools' Service Awards Reception will be held on Wednesday, October 10, 2012 at 6:00 PM at the Windsor High School Library Media Center.

10. Audience to Visitors

Discussion:

None.

11. Adjournment

Motion Passed: Darleen Klase made a motion to adjourn the meeting at 10:45 p.m. This passed with a motion by Ms. Darleen Klase and a second by Ms. Cristina Santos.

Ms. Pam DiGiore	Absent
Ms. Kristin Ingram	Yes
Ms. Darleen Klase	Yes
Mr. Leonard Lockhart	Yes
Mr. Richard O'Reilly	Yes
Mr. Paul Panos	Yes
Ms. Doreen Richardson	Yes
Ms. Cristina Santos	Yes
Mr. Kenneth Williams	Yes

Richard T. O'Reilly, Secretary
Windsor Board of Education

Windsor BOE Technology Committee
September 20, 2012 5:30 PM
L.P. Wilson Community Center, Room 17

The following are the unapproved minutes of the September 20, 2012 Windsor BOE Technology Committee. Any additions or corrections will be made at a future meeting.

Attendance Taken at 5:30 PM:

Present Board Members:

Mr. Richard O'Reilly
Ms. Doreen Richardson
Mr. Kenneth Williams

Absent Board Members:

Mr. Leonard Lockhart

1. Call to order, Pledge of Allegiance, Moment of Silence

Discussion:

The meeting was called to order at 5:30 PM.

2. Discuss Technology Committee objectives

Discussion:

Objectives of the Technology Committee were discussed. Another meeting of the Technology Committee will be scheduled for October.

3. Overview of new technology initiatives

Discussion:

Doug Couture, Curriculum Supervisor for Education Technology gave an overview of new technology initiatives for the district. Plans to establish wired and wireless networks in each of the district buildings to handle future capacity were discussed as well as installation of additional interactive projectors/whiteboards.

4. Technology direction for district

Discussion:

Doug Couture discussed creating a help desk ticketing system to track data while increasing efficiency of tech support. Plans to offer professional development in technology that centers on instruction were discussed.

5. Adjournment

Discussion:

The meeting was adjourned at 6:40 PM.

Jeffrey A. Villar, Ph.D.
Superintendent

Special Meeting of the Windsor Board of Education

September 25, 2012 6:30 PM

L.P. Wilson Community Center, Room 17

The following are the unapproved minutes of the September 25, 2012 Special Meeting of the Windsor Board of Education. Any additions or corrections will be made at a future meeting.

Attendance Taken at 6:30 PM:

Present Board Members:

- Ms. Pam DiGiore
- Ms. Kristin Ingram
- Mr. Richard O'Reilly
- Ms. Doreen Richardson
- Ms. Cristina Santos

Absent Board Members:

- Ms. Darleen Klase
- Mr. Leonard Lockhart
- Mr. Paul Panos
- Mr. Kenneth Williams

1. Call to Order, Pledge of Allegiance, Moment of Silence

Discussion:

The meeting was called to order at 6:30 PM.

2. Discussion and anticipated action of confidential document, attorney-client communication, regarding pending Freedom of Information complaint (Executive session)

Motion Passed: Move to go into Executive Session to discuss attorney-client communication, regarding pending Freedom of Information complaint which passed with a motion by Ms. Kristin Ingram and a second by Mr. Richard O'Reilly.

- Ms. Pam DiGiore Yes
- Ms. Kristin Ingram Yes
- Ms. Darleen Klase Absent
- Mr. Leonard Lockhart Absent
- Mr. Richard O'Reilly Yes
- Mr. Paul Panos Absent
- Ms. Doreen Richardson Yes
- Ms. Cristina Santos Yes
- Mr. Kenneth Williams Absent

Motion Passed: To return to open session at 6:37 PM which passed with a motion by Ms. Kristin Ingram and a second by Mr. Richard O'Reilly.

- Ms. Pam DiGiore Yes
- Ms. Kristin Ingram Yes
- Ms. Darleen Klase Absent
- Mr. Leonard Lockhart Absent
- Mr. Richard O'Reilly Yes
- Mr. Paul Panos Absent
- Ms. Doreen Richardson Yes
- Ms. Cristina Santos Yes
- Mr. Kenneth Williams Absent

Motion Passed: Move that the Windsor Board of Education authorize the Board of Education President to execute the proposed settlement pertaining to Freedom of Information Commission complaint docket number FIC2012231 which passed with a motion by Mr. Richard O'Reilly and a second by Ms. Kristin Ingram.

Ms. Pam DiGiore	Yes
Ms. Kristin Ingram	Yes
Ms. Darleen Klase	Absent
Mr. Leonard Lockhart	Absent
Mr. Richard O'Reilly	Yes
Mr. Paul Panos	Absent
Ms. Doreen Richardson	Yes
Ms. Cristina Santos	Yes
Mr. Kenneth Williams	Absent

3. Adjournment

Discussion:

The meeting was adjourned at 6:39 PM.

Jeffrey A. Villar, Ph.D.
Superintendent

Windsor BOE Executive Committee

October 01, 2012 5:30 PM

L.P. Wilson Community Center, Superintendent's Conference Room

The following are the unapproved minutes of the October 01, 2012 Windsor BOE Executive Committee. Any additions or corrections will be made at a future meeting.

Attendance Taken at 5:30 PM:

Present Board Members:

Ms. Darleen Klase

Mr. Paul Panos

Mrs. Doreen Richardson

1. Call to Order, Pledge of Allegiance, Moment of Silence

Discussion:

President Richardson called the meeting to order at 5:30 PM. Also in attendance were Pam DiGiore, Board Member, and Superintendent Jeffrey A. Villar.

2. Review and set the agenda for the next regular Board meeting on October 16, 2012

Discussion:

Committee reviewed and discussed agenda for the next regular Board meeting. Mr. Panos requested to add Dr. Jones to the regular Board meeting agenda. Committee to develop a proposal for the change of the committee and recommendations that were developed around the use of the Roger Wolcott School were discussed.

Motion Passed: Move to add Mr. Panos' op-ed letter to Executive Committee Meeting for discussion passed with a motion by Ms. Darleen Klase and a second by Mr. Paul Panos.

Ms. Darleen Klase Yes

Mr. Paul Panos Yes

Mrs. Doreen Richardson Yes

3. Adjournment

Discussion:

The meeting was adjourned at 6:20 PM

Motion Passed: Move to adjourn the meeting passed with a motion by Ms. Darleen Klase and a second by Mr. Paul Panos.

Ms. Darleen Klase Yes

Mr. Paul Panos Yes

Mrs. Doreen Richardson Yes

Jeffrey A. Villar, Ph.D.
Superintendent of Schools

Windsor BOE Finance Committee

October 02, 2012 5:00 PM

LPW, Room 17

The following are the unapproved minutes of the October 02, 2012 Windsor BOE Finance Committee. Any additions or corrections will be made at a future meeting.

Attendance Taken at 5:00 PM:

Present Board Members:

Mrs. Kristin Ingram

Mr. Richard O'Reilly

Mrs. Doreen Richardson

Ms. Cristina Santos

1. Call to Order, Pledge of Allegiance, Moment of Silence

Discussion:

Meeting was called to order at 5:00 PM. Also in attendance were Pam DiGiore, Board member, Kenneth Williams, Board member, Superintendent Jeffrey A. Villar, and Frank Williams, Director of Business Services.

2. Review and Discuss Budget Assumptions

Discussion:

The committee discussed the budget assumptions for 2013-2014 FY.

3. Review and Discuss Budget Format and Chart of Accounts

Discussion:

The committee discussed potential changes to budget format.

4. Adjournment

Motion Passed: Move to adjourn the meeting at 5:56 PM passed with a motion by Ms. Cristina Santos and a second by Mr. Richard O'Reilly.

Mrs. Kristin Ingram Yes

Mr. Richard O'Reilly Yes

Mrs. Doreen Richardson Yes

Ms. Cristina Santos Yes

Jeffrey A. Villar, Ph.D.
Superintendent of Schools

Special Meeting of the Windsor Board of Education

October 02, 2012 6:00 PM

L.P. Wilson Community Center, Board Room

The following are the unapproved minutes of the October 02, 2012 Special Meeting of the Windsor Board of Education. Any additions or corrections will be made at a future meeting.

Attendance Taken at 6:00 PM:

Present Board Members:

Ms. Pam DiGiore
Mrs. Kristin Ingram
Ms. Darleen Klase
Mr. Leonard Lockhart
Mr. Richard O'Reilly
Mr. Paul Panos
Mrs. Doreen Richardson
Ms. Cristina Santos
Mr. Kenneth Williams

1. Call to Order, Pledge of Allegiance, Moment of Silence

Discussion:

The meeting was called to order at 6:00 PM. Also in attendance was Superintendent Jeffrey A. Villar, Assistant Superintendent for Instructional Services, Mary Anne Butler, Assistant Superintendent for Human Resources, Craig Cooke, Director for Pupil and Special Education Services, Jody Lefkowitz, Director of Business Services, Frank Williams, Curriculum Supervisor for Education Technology, Douglas Couture, Technology Teacher Leader, Katrina Palazzolo and Rebecca Zenczak, Technology Teacher.

2. Instruction on the use of IPAD as it relates to CABE Meeting software

Discussion:

District staff instructed Board of Education members on the use of iPad. Lisa Steimer from CABE instructed members on use of CABE Meeting.

3. Adjournment

Motion Passed: Move to adjourn the meeting at 7:40 PM passed with a motion by Mrs. Kristin Ingram and a second by Mr. Leonard Lockhart.

Ms. Pam DiGiore Yes
Mrs. Kristin Ingram Yes
Ms. Darleen Klase Yes
Mr. Leonard Lockhart Yes
Mr. Richard O'Reilly Yes
Mr. Paul Panos Yes
Mrs. Doreen Richardson Yes
Ms. Cristina Santos Yes
Mr. Kenneth Williams Yes

Richard T. O'Reilly, Secretary
Windsor Board of Education