

BOE Meeting Template
Monday, June 27, 2016 7:00 PM

Mabelle Avery Middle School District Offices Board Room, 4 Vision Boulevard, Somers, CT 06071

1. CALL TO ORDER
2. PLEDGE OF ALLEGIANCE
3. APPROVAL OF MINUTES 2
4. BOARD RECOGNITION AWARDS
The Board will present awards to Robert Lees and Timothy Craig of the Somers Transition Program. Sharon Yarrows, Program Coordinator, will give an overview of the program.
5. AUDIENCE TO CITIZENS/STAFF/STUDENTS
6. CORRESPONDENCE
7. OPPORTUNITY TO ADD/DELETE AGENDA ITEMS
8. CONSENT AGENDA
 1. Approval of Bills 7
 2. Resignation Letter - R. Discko 21
Rachel Discko, English Teacher, at Somers High School has handed in her letter of resignation effective at the end of the 2015-2016 school year.
 3. Somers Booster Club Donation 22
Al Walker, Somers High School Athletic Director, would like to share with the Board information regarding the Somers Booster Club's generous donation of \$4,500.
9. NEW BUSINESS
10. OLD BUSINESS
11. ADMINISTRATIVE REPORTS
 1. Pension Advisory Committee 23
An update will be provided by the Pension Advisory Committee.
 2. Building Goal Results 49
Building administrators will present results on their building goals and be available to answer any questions board members may have.
12. COMMITTEE REPORTS
 1. Budget
 2. Curriculum
 3. Policy
 4. Salary & Negotiations
 5. Planning
 6. Other Committees
13. OTHER
14. ADJOURNMENT

SOMERS BOARD OF EDUCATION

1 Vision Boulevard

Somers, CT 06071

www.somers.k12.ct.us

MINUTES OF THE MEETING – MAY 23, 2016

Members Present: B. Devlin, D. Palmer, R. Lees, Jr., S. Moynihan Bollinger (arrived at 7:02 p.m.), J. Formeister, A. Kirkpatrick, M. Marquardt, K. McLellan, B. Capuano

Members Absent:

Administrators Present: Dr. M. Suffredini, B. Boutwell, Dr. D. Messina, Dr. I. Zytka, R. Wilson

Staff Present:

Citizens Present:

Students Present:

Others: Z. Hand (J.I.)

1.0 CALL TO ORDER

The regular meeting of the Board of Education was called to order at 7:00 p.m. by Chairman Devlin in the Mabelle B. Avery Middle School Board of Education meeting room.

Dr. Suffredini welcomed Z. Hand, reporter from the J.I.

2.0 PLEDGE OF ALLEGIANCE

3.0 APPROVAL OF MINUTES

May 9, 2016 – It was **MOVED** (B. Capuano), **SECONDED** (K. McLellan) to approve the May 9, 2016 Board of Education meeting minutes as presented. **PASSED 9-0.**

4.0 AUDIENCE TO CITIZENS/STAFF/STUDENTS

5.0 CORRESPONDENCE

B. Capuano received an email from a SHS staff member and relayed the information to the Board.

6.0 OPPORTUNITY TO ADD/DELETE AGENDA ITEMS

It was **MOVED** (A. Kirkpatrick), **SECONDED** (B. Capuano) to add agenda item 7.4--Resignation Letter – P. Voelker, SHS French Teacher. **PASSED 9-0.**

7.0 CONSENT AGENDA

7.1. Approval of Bills

It was **MOVED** (K. McLellan), **SECONDED** (B. Capuano) to approve the 5/23/16 bills in the amount of \$181,072.61 as presented. **PASSED 9-0.**

7.2. Resignation Letter – A. Cunningham

It was **MOVED** (K. McLellan), **SECONDED** (B. Capuano) to accept the

resignation of Amy Cunningham, Math Teacher at Somers High School, effective at the end of the 2015-2016 school year. PASSED 9-0.

7.3. Donation from the Somers Basketball Association

It was **MOVED** (K. McLellan), **SECONDED** (B. Capuano) to accept a donation of \$750.00 for the girls and boys high school basketball teams from the Somers Basketball Association. PASSED 9-0.

7.4. Resignation Letter – P. Voelker

It was **MOVED** (K. McLellan), **SECONDED** (B. Capuano) to accept the resignation of Patricia Voelker, SHS French Teacher, effective at the end of the 2015-2016 school year. PASSED 9-0.

8.0 NEW BUSINESS

8.1. Memorandum of Understanding

It was **MOVED** (D. Palmer), **SECONDED** (R. Lees) to remove the position of the System-wide Technology Support position from the SESA Bargaining Union in order to make changes to the job specification as agreed upon by the SESA union and Dr. Suffredini. PASSED 9-0.

8.2. Request for Leave – E. Cunningham

It was **MOVED** (M. Marquardt), **SECONDED** (K. McLellan) to accept a request for leave without pay by Edward Cunningham, Head Custodian at Somers Elementary School, through August 31, 2016 due to surgery. PASSED 9-0.

9.0 OLD BUSINESS

9.1. Second Warning/Adoption of SES Social Studies Textbooks – Grades 1-5

It was **MOVED** (B. Capuano), **SECONDED** (A. Kirkpatrick) to approve SES Social Studies Textbooks – Grades 1-5 as presented by the Curriculum Committee. PASSED 9-0.

10.0 ADMINISTRATIVE REPORTS

Dr. Suffredini extended an invitation to Robby Lees and Tim Craig to come before the BOE to recognize and congratulate them as community leaders. They were recognized at the YMCA annual dinner. Dr. Suffredini also commended the fire department for their service including the mock presentation held on May 20, 2016.

10.1. Annual Technology Presentation and Update

Rob Wilson, Director of Technology & Information Services, updated the Board on district technology use and programs in the district:

Network: Installed during summer 2014 and working well. Internet connection is obtained from CEN which had been fully funded by the State but may be an expense starting next year. Network internet usage increased this year compared to last year.

Servers: There are roughly ten servers.

Client Devices: A state grant was awarded to replenish old laptops. MBA and a vast number of SHS teachers received new equipment. Extra memory was added to the older equipment.

iPads: The iPad 2 will be phased out over the summer. There have been some performance issues.

Classroom Tech: Classroom labs were updated this year mainly due to memory issues. The operating system was updated with the same hardware.

Phones: The main switch is roughly ten years old. Voicemail has mostly been stable.

Video Systems: There are TV's in classrooms with decentralized and centralized DVD/VCR players. There has been an introduction of the Digital Content Delivery System.

Digital Content Delivery System: A \$74,000 grant was provided for this system. Teachers and students may be recorded, events may be streamed live, and there is an online digital repository. There are currently 670+ videos that are currently available. This system is stored in-house and not in a cloud.

Professional Development: 45 staff members have participated in the individual one-on-one technology training. Small group professional development working with a collaborative team as well as large group professional development are also provided. Teachers who receive off-site professional development training (i.e. Philadelphia, Boston, UCONN, etc.) return onsite and help train staff.

2015 Improvement Plan: All 2015 goals were achieved...

- Incorporating a Digital Content Delivery System
- A new dedicated AV technician
- A new educational technologist
- An upgrade in the SES auditorium
- Mobile device management solution

2016 Improvement Plan: The following are improvement goals...

- SHS iPads will be switched to Chromebooks
- InfoSnap, an online registration for all students to register for classes, update personal information, etc.
- Café Point-of-Sale, a new electronic cafeteria system which will allow parents to deposit money into an account for their child(ren) in all three schools
- After-school PD expansion with at least two sessions a month
- Expanding digital signage

11.0 COMMITTEE REPORTS

Minutes will be taken at all subcommittee meetings.

- 11.1. Budget – No report.
- 11.2. Curriculum – J. Formeister reported that the next meeting will be held prior to the Board meeting on Monday, June 13, 2016 at 6 p.m.
- 11.3. Policy – No report. A. Kirkpatrick stated that the committee is waiting for the next packet to arrive.
- 11.4. Salary & Negotiations – Dr. Suffredini reported that a meeting is being scheduled in the fall.
- 11.5. Planning – J. Formeister requested clarification regarding the SES bleachers. Dr. Suffredini reported that J. MacFeat, Maintenance Supervisor, coordinated bleacher replacement with a company on the State bid list.
- 11.6. Other Committees – None.

12.0 OTHER

13.0 EXECUTIVE SESSION – Personnel Matters

- 1. Superintendent’s Evaluation
- 2. Negotiations/Non-Union, Non-Certified Staff

Rationale: The Board will go into Executive Session for the purpose of the Superintendent’s evaluation and to discuss negotiations with non-union, non-certified staff. The Board will invite Dr. Suffredini into Executive Session.

It was **MOVED** (D. Palmer), **SECONDED** (K. McLellan) to enter into Executive Session at 7:50 p.m. for the purpose of the Superintendent’s evaluation and to discuss negotiations with non-union, non-certified staff and invite Dr. Suffredini into Executive Session. **PASSED 9-0.**

1. Superintendent’s Evaluation

It was **MOVED** (B. Devlin), **SECONDED** (D. Palmer) to amend the Superintendent’s contract for the contract year July 1, 2016 through June 30, 2017 to implement a transition plan that provides for a flexible work schedule including a minimum of four days in the district based on a full week and at the same salary as 2015-2016. Duties and responsibilities will remain the same, and the Superintendent will be involved in the Superintendent search process to the degree decided by the Board. **PASSED 9-0.**

2. Increases for the Administration Staff

It was **MOVED** (B. Devlin), **SECONDED** (M. Marquardt) to adjust the salary of the Director of Business Services upwards by 3.0%; adjust the salary of the Supervisor of Building and Grounds upwards by 3.0%; adjust the salary of the Secretary to the Director of Curriculum upwards by 3%; adjust the salary of the Payroll Benefit Specialist upwards by 3%; adjust the salary of the Facilitator of Technology and Information Services upwards by 3%; adjust the salary of the Administrative Assistant to the Superintendent upwards by 3%; and adjust the salary of Director of Technology and Information Services upwards by 3% as presented. **PASSED 9-0.**

The Board came out of Executive Session at 9:05 p.m.

14.0 ADJOURNMENT

It was MOVED (M. Marquardt), SECONDED (K. McLellan) to adjourn the BOE meeting at 9:07 p.m. PASSED 9-0.

Respectfully submitted,

**Rick Lees, Jr., Secretary
Shannin Burns, Recording Secretary**


These minutes are not official until approved at a subsequent meeting.

Somers Board of Education General Budget Treasury Warrant

Report # 40646

Check Batch: 14980
 Check Header: (N / A)
 Check Numbers: (First) - (Last)
 Check Dates: (Earliest) - (Latest)
 Cash Account Numbers: (First) - (Last)
 Bank Account Code: (N/A)
 Check Authorization Code: AP GB
 Minimum Check Amount: \$0.00
 Sorted By:
 Include Payable Information: No
 Include Payable Dist Information: No
 Include Authorization Information: Yes

Batch #	Check #	Check Date	Vendor Code	Vendor Name	Electronic Amount	Check Amount
---------	---------	------------	-------------	-------------	----------------------	-----------------

Approved by:  **Date:** 6/10/16

 William B. Boutwell, Director of Business Services

14980	11789	06/13/2016	V61003	ACCO Brands USA LLC	0.00	214.24
	11790	06/13/2016	V60984	Adaptive Communications, LLC	0.00	310.80
	11791	06/13/2016	V02129	Alarm New England LLC	0.00	25,267.56
	11792	06/13/2016	V60790	Alternative Access Assistive Technology	0.00	280.00
	11793	06/13/2016	V52670	SYNCB/AMAZON	0.00	3,694.75
	11797	06/13/2016	V52306	AmeriPride Services, Inc	0.00	438.72
	11798	06/13/2016	V60041	Anthem BCBS	0.00	156,293.09
	11799	06/13/2016	V60040	Anthem Life Insurance Company	0.00	2,208.73
	11800	06/13/2016	V52029	Anytime Sewer & Drain & Jetting Services	0.00	170.00
	11801	06/13/2016	V02141	Apple Inc.	0.00	19,213.00
	11802	06/13/2016	V61182	Automated Building Systems, Inc	0.00	9,000.00
	11803	06/13/2016	V61066	Avery Portables, Inc	0.00	100.00
	11804	06/13/2016	V60312	Barnes Pools, Stones & Stuff	0.00	210.00
	11805	06/13/2016	V02406	Billings Sports, Inc.	0.00	78.00
	11806	06/13/2016	E00019	Blauvelt, Pam	0.00	7.54
	11807	06/13/2016	E00022	Bodine-Donahue, Gail	0.00	20.44
	11808	06/13/2016	E00570	Boutwell, Holly	0.00	65.22
	11809	06/13/2016	E00576	Carroll, Daniel	0.00	14.68
	11810	06/13/2016	V51942	CBS	0.00	5,467.05
	11812	06/13/2016	V60575	Channing Bete Company, Inc	0.00	63.05

Somers Board of Education General Budget Treasury Warrant

Report # 40646

Batch #	Check #	Check Date	Vendor Code	Vendor Name	Electronic Amount	Check Amount
	11813	06/13/2016	E00780	Clark, Karen	0.00	254.80
	11814	06/13/2016	E00784	Collins, Jenna	0.00	950.00
	11815	06/13/2016	V02198	The Connecticut Water Company	0.00	834.23
	11816	06/13/2016	E00076	Cotzin, Gary	0.00	156.60
	11817	06/13/2016	V00204	CREC	0.00	1,857.00
	11818	06/13/2016	V54321	Custom Printing & Copy, Inc.	0.00	191.76
	11819	06/13/2016	V60709	DBS Energy Inc.	0.00	2,966.14
	11820	06/13/2016	V60550	Devereux Glenholme	0.00	14,624.00
	11821	06/13/2016	V60416	DG Graphics	0.00	32.00
	11822	06/13/2016	V00242	Dinn Brothers, Inc.	0.00	35.32
	11823	06/13/2016	V51849	East River Energy	0.00	14,118.58
	11824	06/13/2016	V00605	Electrical Wholesalers	0.00	118.41
	11825	06/13/2016	V52317	Ellington Board of Education	0.00	13,065.85
	11826	06/13/2016	V00290	Town of Enfield	0.00	4,336.00
	11827	06/13/2016	V54465	Envelope Superstore	0.00	935.20
	11828	06/13/2016	V00159	Eversource Energy	0.00	6,891.88
	11829	06/13/2016	V61170	Exodus Books	0.00	102.64
	11830	06/13/2016	E00692	Farrell-Meier, Colleen	0.00	94.48
	11831	06/13/2016	V54168	First Student, Inc	0.00	82,435.25
	11832	06/13/2016	V53493	The Floor Connection	0.00	43.99
	11833	06/13/2016	V60951	Follett School Solutions, Inc	0.00	376.85
	11834	06/13/2016	V61017	Frontier Communications	0.00	44.78
	11835	06/13/2016	V60689	Full Compass Systems	0.00	445.25
	11836	06/13/2016	V61145	GDF SUEZ Energy Resources	0.00	12,514.02
	11837	06/13/2016	V60719	Global Datebooks	0.00	1,301.71
	11838	06/13/2016	V54081	Graduate Pest Solutions, Inc.	0.00	125.00
	11839	06/13/2016	V00511	Grainger	0.00	549.63
	11840	06/13/2016	V60804	Granite City Electric Supply	0.00	276.28
	11841	06/13/2016	V60071	Hampden Engineering	0.00	160.10
	11842	06/13/2016	V51232	Hartford Hospital	0.00	14,478.00
	11843	06/13/2016	V21177	Home Depot CRC	0.00	4,862.41
	11844	06/13/2016	V02093	JCN Services	0.00	923.00
	11845	06/13/2016	V60548	Johnson Memorial Hospital	0.00	8,000.00
	11846	06/13/2016	V51502	Jostens, Inc.	0.00	254.56
	11847	06/13/2016	V02625	K & S Distributors	0.00	3,023.20
	11848	06/13/2016	V00665	Kelly-Fradet Lumber	0.00	129.53
	11849	06/13/2016	V00718	King Ward Coach Lines	0.00	40.00

Somers Board of Education General Budget Treasury Warrant

Report # 40646

Batch #	Check #	Check Date	Vendor Code	Vendor Name	Electronic Amount	Check Amount
	11850	06/13/2016	E00731	Krevolin, Clay	0.00	47.52
	11851	06/13/2016	E00730	Lajeunesse, Mindy	0.00	950.00
	11852	06/13/2016	V61183	LaserBits	0.00	542.84
	11853	06/13/2016	V61158	Learning for Life	0.00	119.00
	11854	06/13/2016	V61141	Linguistica 360	0.00	394.01
	11855	06/13/2016	V02898	MagnaKleen Services	0.00	200.66
	11856	06/13/2016	V60971	Mercer Consumer	0.00	266.00
	11857	06/13/2016	V000005	Migliore, Joseph	0.00	100.00
	11858	06/13/2016	V54159	Vernon Printing Co, Inc.	0.00	179.56
	11859	06/13/2016	V60929	North Shore Agency-NPX	0.00	39.97
	11860	06/13/2016	V61146	NWEA	0.00	2,866.67
	11861	06/13/2016	V60983	OMNI Group, The	0.00	28.00
	11862	06/13/2016	V02671	PEAP	0.00	102.00
	11863	06/13/2016	V53849	NCS Pearson, Inc.	0.00	434.07
	11864	06/13/2016	V60568	Pediatric Services of America Inc	0.00	4,632.00
	11865	06/13/2016	V60712	Pershing, LLC	0.00	69,225.00
	11866	06/13/2016	V53914	Pitney Bowes, Inc.	0.00	78.18
	11867	06/13/2016	V53356	ProCom Telecommunications Corp	0.00	130.00
	11868	06/13/2016	V60864	Pullman & Comley, LLC	0.00	678.50
	11869	06/13/2016	V60925	ReadyNurse Staffing Services	0.00	1,458.00
	11870	06/13/2016	V00567	Reserve Account	0.00	10,540.00
	11871	06/13/2016	V51134	Richco Products, Inc.	0.00	179.64
	11872	06/13/2016	V53811	RJ Mase, LLC	0.00	120.00
	11873	06/13/2016	V60133	Robert Brooke & Associates	0.00	64.89
	11874	06/13/2016	V51385	Rockwell Communications	0.00	4,325.00
	11875	06/13/2016	V61195	TriHex Athletic LLC	0.00	1,710.50
	11876	06/13/2016	V61090	Salomone, Dr. Kathleen	0.00	500.00
	11877	06/13/2016	V00615	Scholastic	0.00	263.67
	11878	06/13/2016	V01292	School Specialty, Inc.	0.00	871.26
	11879	06/13/2016	V61150	Senor Wooly	0.00	112.95
	11880	06/13/2016	V51324	Sherwin-Williams Co., The	0.00	41.76
	11881	06/13/2016	V60911	SHI International Corp	0.00	670.40
	11882	06/13/2016	V02404	Somers Ace Hardware	0.00	588.13
	11883	06/13/2016	V60616	Somers Public Schools	0.00	14,724.89
	11884	06/13/2016	V00548	Somers Sanitation Service, Inc.	0.00	1,189.70
	11885	06/13/2016	V01591	Town of Somers	0.00	8,960.30
	11886	06/13/2016	V00024	Stanton Equipment, Inc	0.00	628.41

Somers Board of Education General Budget Treasury Warrant

Report # 40646

Batch #	Check #	Check Date	Vendor Code	Vendor Name	Electronic Amount	Check Amount
	11887	06/13/2016	V60370	Sue's Shirt Creations, LLC	0.00	15.00
	11888	06/13/2016	E00795	Sutyla, Sandra	0.00	107.46
	11889	06/13/2016	E00416	Szafir, Michael	0.00	38.67
	11890	06/13/2016	V01307	Teacher's Discovery	0.00	151.20
	11891	06/13/2016	V51174	Therapro, Inc.	0.00	202.16
	11892	06/13/2016	V01000	Town of Somers BOE	0.00	28,524.50
	11893	06/13/2016	M53099	Tull Brothers, Inc.	0.00	199.29
	11894	06/13/2016	V21164	Unum Life Insurance Company of America	0.00	3,817.44
	11895	06/13/2016	V61140	Van Pool Transportation LLC	0.00	11,275.00
	11896	06/13/2016	V54059	Verizon Wireless	0.00	521.69
	11897	06/13/2016	V53413	W. B. Mason Co., Inc.	0.00	2,113.20
	11898	06/13/2016	V61196	Walker Specialties, Inc	0.00	6,850.00
	11899	06/13/2016	E00342	Walker, Alan	0.00	169.99
	11900	06/13/2016	V61032	Waterbury Public Schools	0.00	6,107.00
	11901	06/13/2016	V02738	William V. MacGill & Co.	0.00	147.00
Totals:					0.00	\$602,868.40

109 Checks Listed.

Somers Board of Education General Journal Register

Report # 40645
Batch: 14924
Transaction: N/A
Show Summary Only: Yes

Batch # 14924	Control Total \$602,868.40	Status Posted	Created By Lbergamini	Created On 06/06/2016	Last Updated By Lbergamini	Last Updated On 06/10/2016
-------------------------	--------------------------------------	-------------------------	---------------------------------	---------------------------------	--------------------------------------	--------------------------------------

General Ledger Distribution Summary						
Period, Fiscal Year	Account Number	Account Description	DTF Base	Over Budget	Debits	Credits
June, 2016						
Generated Distributions						
	10-000-0-0-00-000-710-00-0-00000	ENCUMBRANCE CONTROL			576,772.24	0.00
	10-000-0-0-00-000-720-00-0-00000	RESERVE FOR ENCUMBRANCE			0.00	576,772.24
		Total Generated Distributions			<u>\$576,772.24</u>	<u>\$576,772.24</u>
User-Entered Distributions						
	10-000-0-0-00-000-241-00-0-00000	ACCOUNTS PAYABLE			0.00	602,868.40
	10-100-2-2-00-242-611-01-5-01182	K-5 FOURTH GRADE SUPPLIES		Yes	56.52	0.00
	10-100-2-2-08-242-611-01-5-01580	SES - WORLD LANGUAGE			151.20	0.00
	10-100-2-2-14-242-611-01-5-00846	K-5 - THIRD GRADE SUPPLIES		Yes	124.78	0.00
	10-100-2-2-16-242-611-01-5-00722	K-5 - LANGUAGE ARTS SUPPLIES		Yes	8.74	0.00
	10-100-2-2-28-242-611-01-5-00202	K-5 - SCIENCE/HEALTH SUPPLIES		Yes	20.44	0.00
	10-100-2-3-08-243-611-01-5-00255	MA - FOREIGN LANGUAGE WORKBOOK			250.98	0.00
	10-100-2-3-14-241-611-01-5-00157	MA - GENERAL SUPPLIES		Yes	176.42	0.00
	10-100-2-3-16-242-611-01-5-00184	MA - LANGUAGE ARTS SUPPLIES			102.64	0.00
	10-100-2-3-20-242-611-01-5-00172	MA - MUSIC SUPPLIES			50.00	0.00
	10-100-2-3-28-242-611-01-5-00204	MA - SCIENCE SUPPLIES			106.33	0.00
	10-100-2-4-04-242-611-01-5-00176	HS - BUSINESS ED SUPPLIES		Yes	610.45	0.00
	10-100-2-4-08-243-611-01-5-01581	HS - WORLD LANGUAGE			770.63	0.00
	10-100-2-4-12-242-611-01-5-00183	HS - TECHNOLOGY ED SUPPLIES		Yes	1,016.09	0.00
	10-100-2-4-14-241-611-01-5-00159	HS - GENERAL SUPPLIES			2,695.40	0.00
	10-100-2-4-26-242-611-01-5-00186	HS - READING SUPPLIES			119.00	0.00
	10-100-2-4-30-242-611-01-5-01644	HS - SOCIAL STUDIES SUPPLIES		Yes	39.97	0.00
	10-100-8-3-66-910-730-01-5-01335	MA - TECH ED CAPITAL OUTLAY			5,230.62	0.00
	10-100-8-4-66-910-730-01-5-00607	HS CAPITAL OUTLAY		Yes	555.48	0.00
	10-100-8-4-66-910-730-01-5-00965	HS - TECH ED CAPITAL OUTLAY			542.84	0.00
	10-100-8-5-66-910-730-04-5-00843	SW - CAPITAL OUTLAY TECHNOLOGY		Yes	14,960.00	0.00
	10-120-9-9-98-132-530-04-5-00041	SP ED - POSTAGE			131.47	0.00
	10-120-9-9-98-242-611-01-5-00213	MA - ALTERNATIVE ED PROG			0.00	0.00
	10-120-9-9-98-242-611-01-5-00231	HS - ALP I SUPPLIES			98.07	0.00
	10-120-9-9-98-242-611-01-5-01332	OCC. THERAPY SUPPLIES		Yes	202.16	0.00
	10-120-9-9-98-243-611-01-5-01002	SP ED - TESTING			336.00	0.00

Somers Board of Education General Journal Register

Report # 40645

Batch #	Control Total	Status	Created By	Created On	Last Updated By	Last Updated On
14924	\$602,868.40	Posted	Lbergamini	06/06/2016	Lbergamini	06/10/2016
					222.89	0.00
					647.00	0.00
					780.00	0.00
				Yes	4,632.00	0.00
					63.05	0.00
					75.00	0.00
					975.00	0.00
					2,866.67	0.00
					147.00	0.00
				Yes	1,458.00	0.00
				Yes	37.80	0.00
				Yes	47.52	0.00
					171.28	0.00
				Yes	3,110.00	0.00
					51.00	0.00
					32.12	0.00
					250.00	0.00
					68.60	0.00
					26.13	0.00
					445.25	0.00
					706.50	0.00
				Yes	35.32	0.00
					7,230.00	0.00
					45.13	0.00
					214.24	0.00
					208.24	0.00
					78.18	0.00
				Yes	192.00	0.00
					670.40	0.00
					400.00	0.00
					675.00	0.00
					1,067.54	0.00
					269.11	0.00
					192.00	0.00
					1,819.18	0.00
				Yes	438.00	0.00
				Yes	1,280.27	0.00
					192.00	0.00

Somers Board of Education General Journal Register

Report # 40645

Batch #	Control Total	Status	Created By	Created On	Last Updated By	Last Updated On
14924	\$602,868.40	Posted	Lbergamini	06/06/2016	Lbergamini	06/10/2016
10-240-6-4-66-830-440-04-5-01015		HS - COPIER MAINTENANCE			1,145.36	0.00
10-259-1-2-40-123-590-04-5-00015		K-5 - FORMS & PRINTING		Yes	1,758.62	0.00
10-259-1-5-72-123-590-04-5-00019		CO - FORMS & PRINTING		Yes	1,114.76	0.00
10-260-1-5-64-642-530-04-5-01217		SW - COMMUNICATION SUPPLIES			130.00	0.00
10-260-5-2-62-722-430-08-5-01141		K-5 BUILDING REPAIRS		Yes	11,580.44	0.00
10-260-5-2-64-642-530-04-5-00363		K-5 - TELEPHONE		Yes	146.92	0.00
10-260-5-3-20-722-430-01-5-00382		MA - MUSIC MAINTENANCE			50.00	0.00
10-260-5-3-64-642-530-04-5-00365		MA - TELEPHONE		Yes	112.14	0.00
10-260-5-4-38-722-430-01-5-00393		HS - QUANTITY FOODS MAINT.		Yes	558.72	0.00
10-260-5-4-64-642-530-04-5-00366		HS - TELEPHONE			103.13	0.00
10-260-5-5-64-642-530-04-5-00367		CO - TELEPHONE		Yes	204.28	0.00
10-260-5-6-62-650-613-05-5-00377		SW - CUSTODIAL SUPPLIES			4,326.50	0.00
10-260-5-6-62-722-430-01-5-01077		SW - COMPUTER MAINTENANCE		Yes	782.69	0.00
10-260-5-6-62-722-430-08-5-00430		MA - BUILDING MAINTENANCE		Yes	9,904.53	0.00
10-260-5-6-62-722-430-08-5-00439		HS - BUILDING MAINTENANCE		Yes	5,183.78	0.00
10-260-5-6-62-722-430-08-5-00440		SW - EQUIPMENT REPAIR		Yes	889.19	0.00
10-260-5-6-62-722-430-08-5-00442		SW - GROUNDS KEEP			242.00	0.00
10-260-5-6-62-722-430-08-5-00444		SW - RUBBISH REMOVAL			1,189.70	0.00
10-260-5-6-62-722-430-08-5-00445		SW - TOOL SUPPLY		Yes	182.60	0.00
10-260-5-6-62-722-430-08-5-00447		SW - GENERAL REPAIR		Yes	431.75	0.00
10-260-5-6-62-722-430-08-5-00467		SW - GENERAL PAINT			375.81	0.00
10-260-5-6-62-722-430-08-5-00801		SW - EXTERMINATING		Yes	125.00	0.00
10-260-5-6-62-722-430-08-5-00885		SW - ELECTRICAL SUPPLIES		Yes	275.41	0.00
10-260-5-6-62-722-430-08-5-01646		SW - SECURITY		Yes	15,102.00	0.00
10-260-5-6-64-630-620-05-5-00356		HS - FUEL #2			14,118.58	0.00
10-260-5-6-64-641-620-05-5-00358		K-5 - ELECTRICITY			5,790.89	0.00
10-260-5-6-64-641-620-05-5-00360		MA - ELECTRICITY			9,329.03	0.00
10-260-5-6-64-641-620-05-5-00361		HS - ELECTRICITY			7,156.22	0.00
10-260-5-6-64-641-620-05-5-00362		MAINTENANCE - ELECTRICITY			95.90	0.00
10-260-5-6-64-722-690-05-5-00373		SW - WATER			834.23	0.00
10-260-6-5-62-722-430-04-5-00452		SW - MAINTENANCE CONTRACTS		Yes	9,000.00	0.00
10-270-4-5-84-521-510-12-5-00325		TRANSPORTATION - ELEMENTARY			24,711.19	0.00
10-270-4-5-84-521-510-12-5-00326		TRANSPORTATION - SECONDARY			29,683.11	0.00
10-270-4-5-84-521-627-12-5-00327		BUS FUEL			7,323.50	0.00
10-270-9-9-84-522-112-12-5-00333		SP ED - TRANSPORTATION AIDE			2,358.52	0.00
10-270-9-9-84-522-510-12-5-00329		SP ED - VANS			19,813.47	0.00
10-270-9-9-84-522-510-12-5-00332		SP ED - ADDITIONAL MILEAGE		Yes	11,275.00	0.00
10-279-4-4-42-530-580-06-5-00337		HS - ATHLETIC TRIPS			5,316.96	0.00

Somers Board of Education General Journal Register

Report # 40645

Batch #	Control Total	Status	Created By	Created On	Last Updated By	Last Updated On
14924	\$602,868.40	Posted	Lbergamini	06/06/2016	Lbergamini	06/10/2016
10-279-4-4-84-530-580-07-5-00845		HS - FIELD TRIPS			40.00	0.00
10-279-4-5-84-722-627-12-5-00341		SW - GASOLINE SCHOOL VEHICLES			1,636.80	0.00
10-280-6-5-82-820-200-13-5-00510		DENTAL			28,524.50	0.00
10-280-6-5-82-820-200-13-5-00512		LIFE AND AD&D INSURANCE		Yes	2,208.73	0.00
10-280-6-5-82-820-200-13-5-00513		L.T.D.		Yes	3,817.44	0.00
10-280-6-5-82-820-200-13-5-00855		PENSION		Yes	69,225.00	0.00
10-280-6-5-82-820-200-13-5-01228		SW - HEALTH SAVINGS ACCOUNT			156,293.09	0.00
10-280-6-5-82-820-520-13-5-00520		UMBRELLA LIABILITY INSURANCE		Yes	266.00	0.00
10-320-2-4-54-880-690-07-5-00602		HS - ACADEMIC AWARDS			611.36	0.00
10-320-7-4-42-860-590-06-5-01006		HS - ATHLETIC TRAINER			8,000.00	0.00
10-320-7-4-42-880-590-06-5-00597		HS - OFFICIALS		Yes	14,724.89	0.00
10-320-7-4-42-880-690-06-5-00595		HS - ATHLETIC SUPPLIES			286.66	0.00
10-320-7-4-42-880-690-06-5-01220		HS - ATHLETIC UNIFORMS		Yes	1,725.50	0.00
10-611-6-5-88-960-560-14-5-00638		ENFIELD ADULT EDUCATION		Yes	4,336.00	0.00
10-613-9-9-88-955-561-14-5-00673		SP ED - TUITION		Yes	48,274.85	0.00
Total User-Entered Distributions					\$602,868.40	\$602,868.40
Total for June, 2016					\$1,179,640.64	\$1,179,640.64
Grand Total for Batch # 14924					\$1,179,640.64	\$1,179,640.64

490 Transactions Listed.

Somers Board of Education General Budget Treasury Warrant


Report # 40823

Check Batch: 15083
 Check Header: (N / A)
 Check Numbers: (First) - (Last)
 Check Dates: (Earliest) - (Latest)
 Cash Account Numbers: (First) - (Last)
 Bank Account Code: (N/A)
 Check Authorization Code: AP GB
 Minimum Check Amount: \$0.00
 Sorted By:
 Include Payable Information: No
 Include Payable Dist Information: No
 Include Authorization Information: Yes

Batch #	Check #	Check Date	Vendor Code	Vendor Name	Electronic Amount	Check Amount
---------	---------	------------	-------------	-------------	----------------------	-----------------

Approved by:

Date:



6/21/16

William B. Boutwell, Director of Business Services

15083	11902	06/27/2016	V02129	Alarm New England LLC	0.00	14,971.00
	11903	06/27/2016	V60790	Alternative Access Assistive Technology	0.00	280.00
	11904	06/27/2016	V52670	SYNCB/AMAZON	0.00	2,968.18
	11905	06/27/2016	V60064	Angeloni Refrigeration, Inc.	0.00	2,985.86
	11906	06/27/2016	V02141	Apple Inc.	0.00	245.00
	11907	06/27/2016	V61182	Automated Building Systems, Inc	0.00	9,000.00
	11908	06/27/2016	V51604	Awards & More	0.00	684.19
	11909	06/27/2016	E00024	Bouchard, Corinne	0.00	318.89
	11910	06/27/2016	V00121	CABE	0.00	9,444.00
	11911	06/27/2016	E00576	Carroll, Daniel	0.00	233.69
	11912	06/27/2016	V00052	CAS Scholar-Leader Banquet	0.00	5,485.00
	11913	06/27/2016	V53280	Collins Sports Medicine	0.00	331.95
	11914	06/27/2016	V61202	Corbin Interior Specialties, Inc	0.00	22,000.00
	11915	06/27/2016	E00076	Cotzin, Gary	0.00	257.80
	11916	06/27/2016	V00204	CREC	0.00	4,408.99
	11917	06/27/2016	V60625	Design to Finish	0.00	11,786.50
	11918	06/27/2016	E00806	Duclos, Elizabeth	0.00	40.37
	11919	06/27/2016	V51849	East River Energy	0.00	4,184.88
	11920	06/27/2016	V00605	Electrical Wholesalers	0.00	360.52
	11921	06/27/2016	V61208	Enrique Olivarez	0.00	3,800.00

Somers Board of Education General Budget Treasury Warrant

Report # 40823

Batch #	Check #	Check Date	Vendor Code	Vendor Name	Electronic Amount	Check Amount
	11922	06/27/2016	V00159	Eversource Energy	0.00	12,067.40
	11923	06/27/2016	V54168	First Student, Inc	0.00	10,144.75
	11924	06/27/2016	V53493	The Floor Connection	0.00	8,977.85
	11925	06/27/2016	V61017	Frontier Communications	0.00	995.70
	11926	06/27/2016	V61145	GDF SUEZ Energy Resources	0.00	4,104.33
	11927	06/27/2016	V01830	Gerry's Music Shop, Inc.	0.00	8,500.00
	11928	06/27/2016	E00020	Gowash, Tammy	0.00	287.06
	11929	06/27/2016	V54081	Graduate Pest Solutions, Inc.	0.00	158.00
	11930	06/27/2016	V53439	Group Dynamic	0.00	875.00
	11931	06/27/2016	V00407	Hartford Courant Media Group	0.00	975.00
	11932	06/27/2016	V53228	Herff Jones Inc.	0.00	18.40
	11933	06/27/2016	V54063	HSABank	0.00	222.25
	11934	06/27/2016	V02093	JCN Services	0.00	1,875.00
	11935	06/27/2016	V00718	King Ward Coach Lines	0.00	2,700.00
	11936	06/27/2016	V54159	Vernon Printing Co, Inc.	0.00	164.09
	11937	06/27/2016	V61186	Music People Inc, The	0.00	628.23
	11938	06/27/2016	E00801	Neyssen, Mary	0.00	805.00
	11939	06/27/2016	V60104	Nixon Company Inc., The	0.00	605.20
	11940	06/27/2016	V60568	Pediatric Services of America Inc	0.00	2,760.00
	11941	06/27/2016	V61205	Philips Healthcare	0.00	2,064.00
	11942	06/27/2016	V53356	ProCom Telecommunications Corp	0.00	220.00
	11943	06/27/2016	V60925	ReadyNurse Staffing Services	0.00	607.50
	11944	06/27/2016	V53593	ReadyRefresh by Nestle	0.00	59.89
	11945	06/27/2016	V51134	Richco Products, Inc.	0.00	67.48
	11946	06/27/2016	V52476	River Valley Lawn Care LLC	0.00	2,201.10
	11947	06/27/2016	V60948	Scitico Equipment Repair	0.00	352.49
	11948	06/27/2016	V60911	SHI International Corp	0.00	95.20
	11949	06/27/2016	V00886	Somers Lunch Program	0.00	9.90
	11950	06/27/2016	V02225	Staples Credit Plan	0.00	348.00
	11951	06/27/2016	V60356	TPC Associates, Inc	0.00	219.00
	11952	06/27/2016	M53099	Tull Brothers, Inc.	0.00	220.00
	11953	06/27/2016	V60819	Turf Products	0.00	733.97
	11954	06/27/2016	V53987	U.S. Bancorp Equipment Finance, Inc	0.00	2,050.54
	11955	06/27/2016	V61212	USA Led	0.00	134.56
	11956	06/27/2016	E00342	Walker, Alan	0.00	412.02
Totals:					0.00	\$160,445.73

Somers Board of Education General Budget Treasury Warrant

Report # 40823

Batch #	Check #	Check Date	Vendor Code	Vendor Name	Electronic Amount	Check Amount
---------	---------	------------	-------------	-------------	----------------------	-----------------

55 Checks Listed.

Somers Board of Education General Journal Register

Report # 40822
Batch: 15064
Transaction: N/A
Show Summary Only: Yes

Batch #	Control Total	Status	Created By	Created On	Last Updated By	Last Updated On
15064	\$160,445.73	Posted	Lbergamini	06/20/2016	Lbergamini	06/21/2016

General Ledger Distribution Summary						
Period, Fiscal Year	Account Number	Account Description	DTF Base	Over Budget	Debits	Credits
June, 2016						
Generated Distributions						
	10-000-0-0-00-000-710-00-0-00000	ENCUMBRANCE CONTROL			154,937.02	0.00
	10-000-0-0-00-000-720-00-0-00000	RESERVE FOR ENCUMBRANCE			0.00	154,937.02
		Total Generated Distributions			\$154,937.02	\$154,937.02
User-Entered Distributions						
	10-000-0-0-00-000-241-00-0-00000	ACCOUNTS PAYABLE			0.00	160,445.73
	10-100-2-3-14-241-611-01-5-00157	MA - GENERAL SUPPLIES		Yes	195.99	0.00
	10-100-2-4-22-242-611-01-5-00195	HS - PHYSICAL ED SUPPLIES		Yes	287.06	0.00
	10-100-8-3-66-910-730-01-5-00818	MA - CAPITAL OUTLAY		Yes	8,500.00	0.00
	10-100-8-3-66-910-730-01-5-01335	MA - TECH ED CAPITAL OUTLAY			2,193.42	0.00
	10-100-8-4-66-910-730-01-5-00607	HS CAPITAL OUTLAY		Yes	220.36	0.00
	10-100-8-4-66-910-730-01-5-00965	HS - TECH ED CAPITAL OUTLAY			6,600.00	0.00
	10-120-9-9-50-231-642-05-5-01069	SPED - PRO. LIBRARY			100.00	0.00
	10-120-9-9-98-242-611-01-5-00216	SP ED - HIGH SCHOOL SUPPLIES			200.00	0.00
	10-120-9-9-98-242-611-01-5-00226	MA - ALP SUPPLIES			100.00	0.00
	10-120-9-9-98-242-611-01-5-00231	HS - ALP I SUPPLIES			83.63	0.00
	10-120-9-9-98-258-690-04-5-00307	SP ED - OFFICE SUPPLIES			168.02	0.00
	10-120-9-9-98-910-730-04-5-00748	SPEC. ED. - OFF. CAP. OUTLAY			179.98	0.00
	10-120-9-9-98-955-330-02-5-01142	SPED - CONSULTANT FEES			280.00	0.00
	10-120-9-9-98-955-330-02-5-01674	SP ED - CONTRACTED SERVICES		Yes	2,760.00	0.00
	10-213-3-4-48-421-323-02-5-01146	SW HEALTH SUPPLIES			403.89	0.00
	10-213-3-5-48-412-112-02-5-00319	SW - NURSE SUBSTITUTE		Yes	607.50	0.00
	10-213-3-5-48-421-730-02-5-01076	SW - HEALTH EQUIPMENT		Yes	2,064.00	0.00
	10-221-1-4-50-251-580-05-5-00267	HS - TRAVEL/IN-SERVICE		Yes	412.02	0.00
	10-221-1-4-50-251-580-05-5-00269	HS - PRINCIPAL'S TRAVEL			406.49	0.00
	10-221-2-5-50-214-111-05-5-00659	SW - PROF DEVELOPMENT/CEU		Yes	805.00	0.00
	10-231-1-5-50-137-810-10-5-00058	B.O.E. - INSTITUTIONAL DUES			9,444.00	0.00
	10-231-1-5-74-134-690-10-5-00047	B.O.E. - SUPPLIES			9.90	0.00
	10-232-1-5-72-134-540-04-5-00025	CO - ADVERTISING			975.00	0.00
	10-232-1-5-72-134-690-04-5-00031	CO - PETTY CASH			59.89	0.00
	10-232-6-5-66-830-440-04-5-00525	CO - COPIER RENTAL		Yes	512.64	0.00

Somers Board of Education General Journal Register

Report # 40822

Batch #	Control Total	Status	Created By	Created On	Last Updated By	Last Updated On
15064	\$160,445.73	Posted	Lbergamini	06/20/2016	Lbergamini	06/21/2016
	10-232-8-5-66-910-730-04-5-00614	CO - CAPITAL OUTLAY EQUIPMENT			95.20	0.00
	10-240-1-2-50-137-810-05-5-00053	K-5 - INSTITUTIONAL DUES			200.00	0.00
	10-240-1-3-50-137-810-05-5-00055	MA - INSTITUTIONAL DUES			675.00	0.00
	10-240-1-4-50-137-810-05-5-00056	HS - INSTITUTIONAL DUES		Yes	4,610.00	0.00
	10-240-6-2-66-830-440-04-5-00523	K-5 - COPIER RENTAL		Yes	512.64	0.00
	10-240-6-3-66-830-440-03-5-00527	MA - COPIER RENTAL		Yes	512.64	0.00
	10-240-6-4-66-830-440-04-5-00763	HS - COPIER RENTAL		Yes	512.62	0.00
	10-240-7-4-54-880-690-07-5-00274	HS - GRADUATION			18.40	0.00
	10-259-1-4-40-123-590-04-5-00018	HS - FORMS & PRINTING			164.09	0.00
	10-260-1-5-64-642-530-04-5-01217	SW - COMMUNICATION SUPPLIES			220.00	0.00
	10-260-5-2-62-722-430-08-5-01141	K-5 BUILDING REPAIRS		Yes	35,918.25	0.00
	10-260-5-2-64-642-530-04-5-00363	K-5 - TELEPHONE		Yes	259.43	0.00
	10-260-5-3-64-642-530-04-5-00365	MA - TELEPHONE		Yes	127.67	0.00
	10-260-5-4-64-642-530-04-5-00366	HS - TELEPHONE			319.67	0.00
	10-260-5-5-64-642-530-04-5-00367	CO - TELEPHONE		Yes	288.93	0.00
	10-260-5-6-62-650-613-05-5-00377	SW - CUSTODIAL SUPPLIES			1,942.48	0.00
	10-260-5-6-62-722-430-01-5-01077	SW - COMPUTER MAINTENANCE		Yes	79.26	0.00
	10-260-5-6-62-722-430-08-5-00430	MA - BUILDING MAINTENANCE		Yes	316.50	0.00
	10-260-5-6-62-722-430-08-5-00439	HS - BUILDING MAINTENANCE		Yes	21,029.21	0.00
	10-260-5-6-62-722-430-08-5-00440	SW - EQUIPMENT REPAIR		Yes	352.49	0.00
	10-260-5-6-62-722-430-08-5-00442	SW - GROUNDS KEEP			2,201.10	0.00
	10-260-5-6-62-722-430-08-5-00451	SW - MOWER MAINTENANCE			733.97	0.00
	10-260-5-6-62-722-430-08-5-00801	SW - EXTERMINATING		Yes	158.00	0.00
	10-260-5-6-62-722-430-08-5-00885	SW - ELECTRICAL SUPPLIES		Yes	134.56	0.00
	10-260-5-6-62-722-430-08-5-01646	SW - SECURITY		Yes	2,085.00	0.00
	10-260-5-6-64-630-620-05-5-00354	K-5 - FUEL #2			2,777.88	0.00
	10-260-5-6-64-630-620-05-5-00356	HS - FUEL #2			1,157.45	0.00
	10-260-5-6-64-630-620-05-5-00357	MAINTENANCE - FUEL #2			249.55	0.00
	10-260-5-6-64-641-620-05-5-00358	K-5 - ELECTRICITY			6,630.46	0.00
	10-260-5-6-64-641-620-05-5-00360	MA - ELECTRICITY			3,794.43	0.00
	10-260-5-6-64-641-620-05-5-00361	HS - ELECTRICITY			5,640.14	0.00
	10-260-5-6-64-641-620-05-5-00362	MAINTENANCE - ELECTRICITY			106.70	0.00
	10-260-6-5-62-722-430-04-5-00452	SW - MAINTENANCE CONTRACTS		Yes	9,000.00	0.00
	10-270-4-5-84-521-510-12-5-00325	TRANSPORTATION - ELEMENTARY			1,740.19	0.00
	10-270-4-5-84-521-510-12-5-00326	TRANSPORTATION - SECONDARY			2,090.32	0.00
	10-270-9-9-84-522-112-12-5-00333	SP ED - TRANSPORTATION AIDE			1,123.11	0.00
	10-270-9-9-84-522-510-12-5-00329	SP ED - VANS			1,395.29	0.00
	10-279-4-4-42-530-580-06-5-00337	HS - ATHLETIC TRIPS			6,075.84	0.00

Somers Board of Education General Journal Register

Report # 40822

Batch #	Control Total	Status	Created By	Created On	Last Updated By	Last Updated On
15064	\$160,445.73	Posted	Lbergamini	06/20/2016	Lbergamini	06/21/2016
		HS - FIELD TRIPS			82.47	0.00
		HS - BAND TRAVEL			337.53	0.00
		SW - FLEXIBLE SPENDING ACCT			875.00	0.00
		SW - HEALTH SAVINGS ACCOUNT			222.25	0.00
		HS - ACADEMIC AWARDS			292.71	0.00
		HS - ATHLETIC SUPPLIES			658.77	0.00
		HS - ATHLETIC AWARDS			750.75	0.00
		SP ED - TUITION		Yes	4,408.99	0.00
				Total User-Entered Distributions	<u>\$160,445.73</u>	<u>\$160,445.73</u>
				Total for June, 2016	<u>\$315,382.75</u>	<u>\$315,382.75</u>
				Grand Total for Batch # 15064	<u>\$315,382.75</u>	<u>\$315,382.75</u>

218 Transactions Listed.

Rachel Discko
3 Drake Court
South Windsor, CT 06074
May 24, 2016

Dr. Maynard Suffrendini
CC: Mr. Gary Cotzin
Somers Public Schools
1 Vision Blvd.
Somers, CT 06071

Dear Dr. Suffrendini,


Please accept this letter as notice of my resignation from my position as an English teacher at Somers High School, effective at the end of the 2015-2016 school year.

It has been a pleasure working with you and your team over the last two years. Thank you for the support and the opportunities that you have provided me. I have enjoyed my time at Somers High School and wish you and the students nothing but the best.

Sincerely,

A handwritten signature in black ink that reads "Rachel Discko". The signature is written in a cursive style with a large initial "R".

Rachel Discko



Somers High School
5 Vision Boulevard
Somers, Connecticut 06071
Alan Walker
Somers High School Athletic Manager
Phone: 860.749.2270 x4151

"One School, One Voice, One Belief, One Outcome"

TO: Somers Booster Club
c/o Kim Constant & Jim Coleman

FROM: Alan Walker
Somers HS Athletic Manager

Kim & Jim,

On behalf of the Somers High School athletic department and our baseball program, we graciously accept the donation of \$4,500 to help offset the overall water irrigation installation costs for the renovation of our high school baseball field. The continued support of the Booster Club in the upgrade of our sports facilities is certainly appreciated by our student athletes and team coaches.

I will forward this donation letter to be acknowledged by our administration and BOE.

Sincerely,

Alan Walker

CC: Dr. Maynard Suffredini
Gary Cotzin
Bill Boutwell



LEADING INVESTORS SINCE 1924SM

Somers Educational Secretarial Association
June 27, 2016

The logo for St. Germain Investment Management, featuring the company name in white serif font on a dark green rectangular background.

LEADING INVESTORS SINCE 1924SM

Member FINRA, SIPC

Table of Contents

- ❖ Quick Summary
- ❖ The US Economy
- ❖ Review of the Markets
- ❖ Account Overview

ST GERMAIN
SECURITIES CORPORATION

Member FINRA, SIPC

Quick Summary

Positive Developments

- ❖ Housing
- ❖ Supportive Central Bank Policy
- ❖ Significant Deleveraging Completed

Mixed

- ❖ US Job Growth
- ❖ Consumption
- ❖ Europe
- ❖ Japan

Current Weakness

- ❖ Energy and Mining
- ❖ Global Trade
- ❖ China
- ❖ Select Emerging Markets
- ❖ Inflation
- ❖ Industrial Production
- ❖ Global Yield Curves

Indicates the potential direction in trend

- ❖ Positive
- ❖ Stable
- ❖ Negative

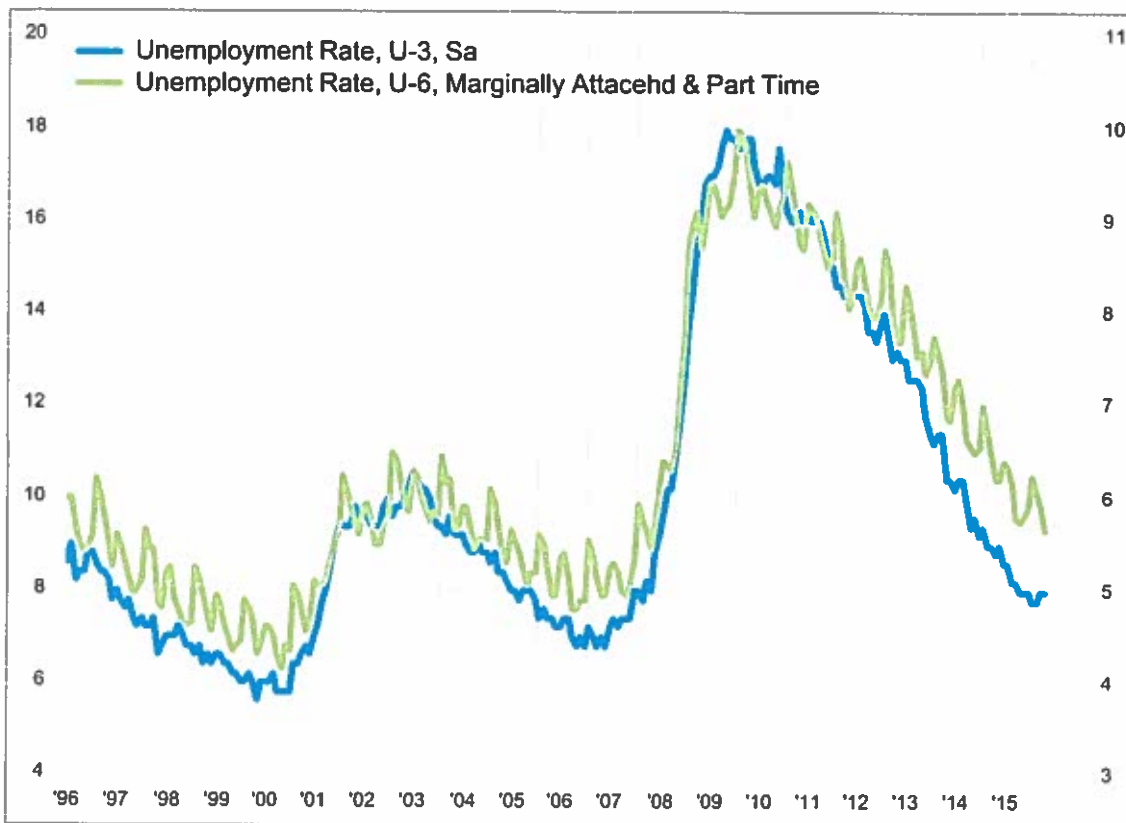
This presentation may contain forward looking statements which may materially differ from actual results
Our opinions are subject to change at any time without notification

US Economy

ST. GERMAIN

FINANCIAL SERVICES GROUP
Member FINRA, SIPC

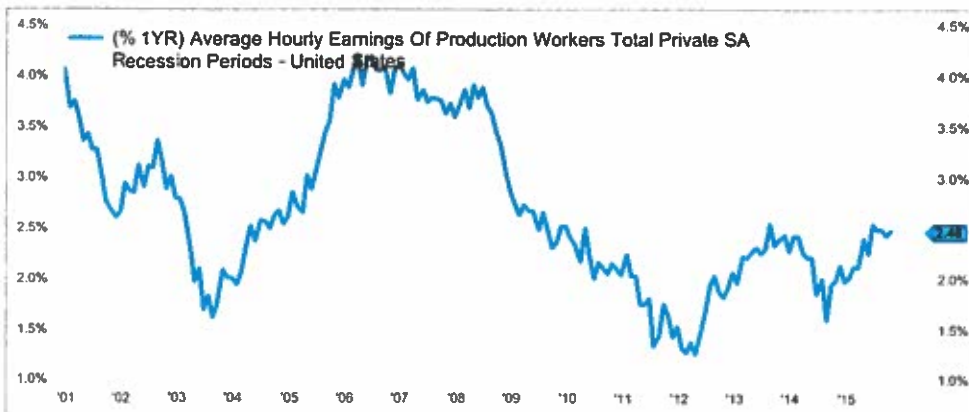
Unemployment



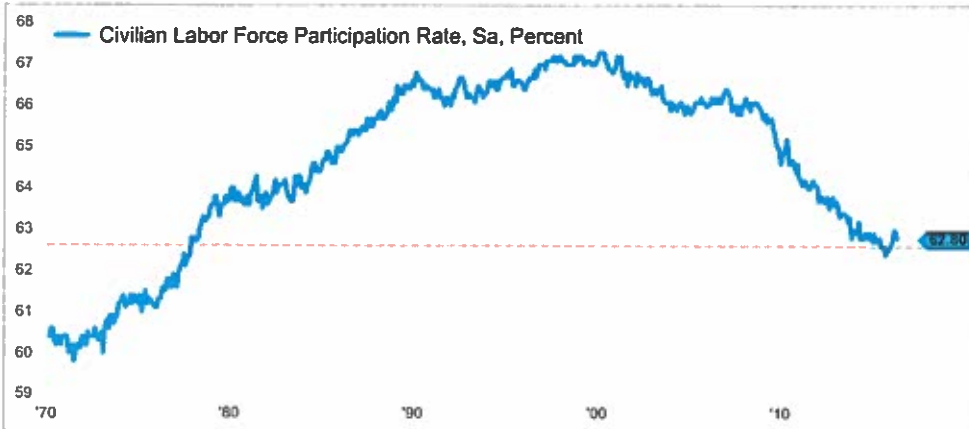
The headline unemployment rate (blue) has made nearly unabated downward progression since the recession and is under 5%; a level typically associated with a healthy economy.

However, the U-6 (green), which incorporates marginally attached and part time workers, remains at multi-decade highs; indicating there is still room for improvement.

Unemployment

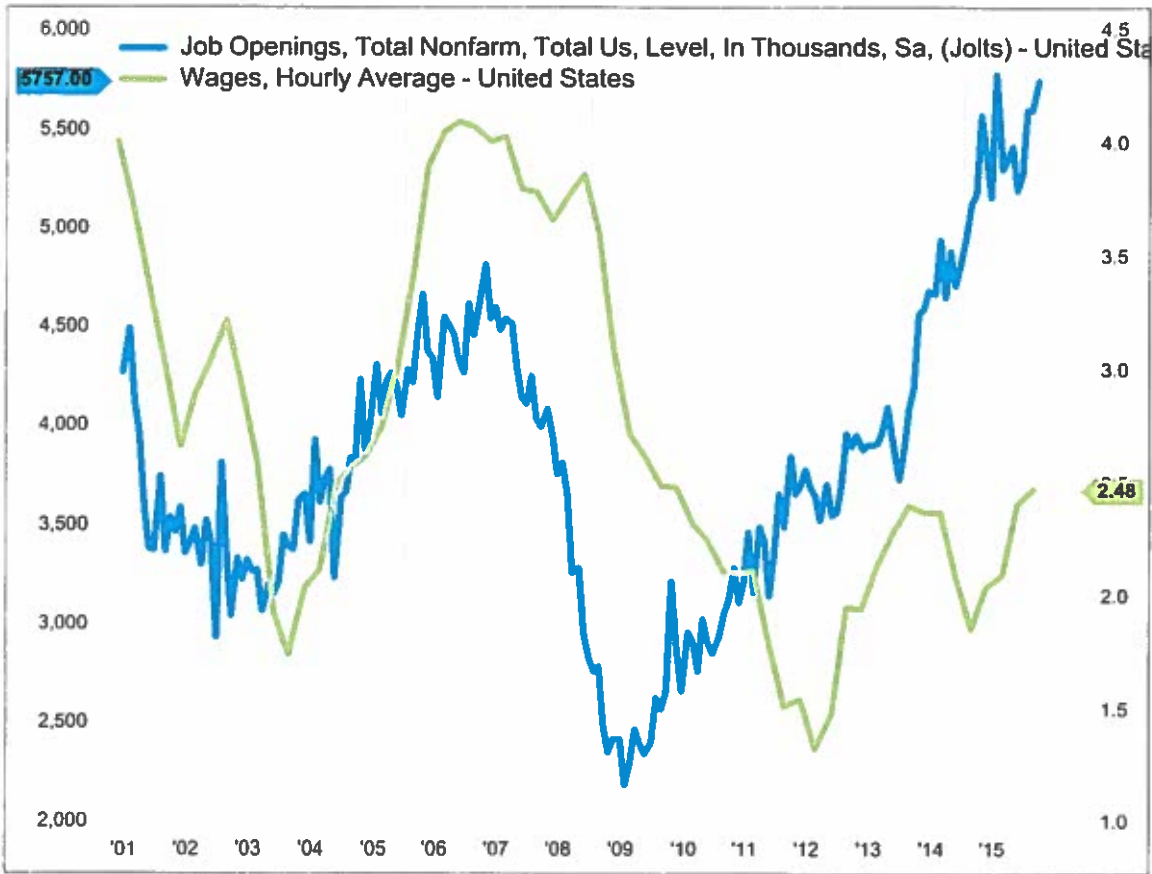


Wage growth has been muted throughout the recovery, barely keeping pace with inflation due to slack in the economy. With the labor markets improving, there has been some recent progress in wage growth.



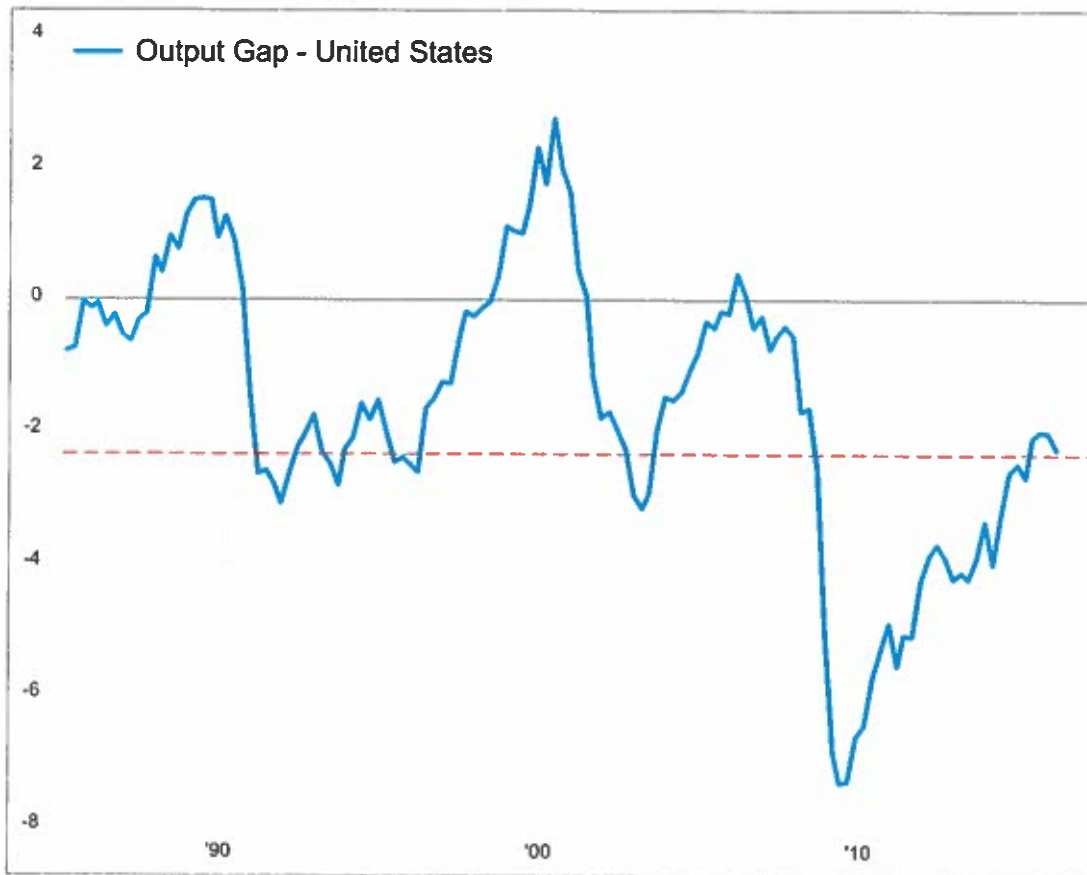
The Labor participation rate is the lowest since the 70's. More retirees partially contributed to this decline, but there is also a significant amount of discouraged workers that left the labor force after the recession. The recent uptick is a welcoming reversal.

Job Openings



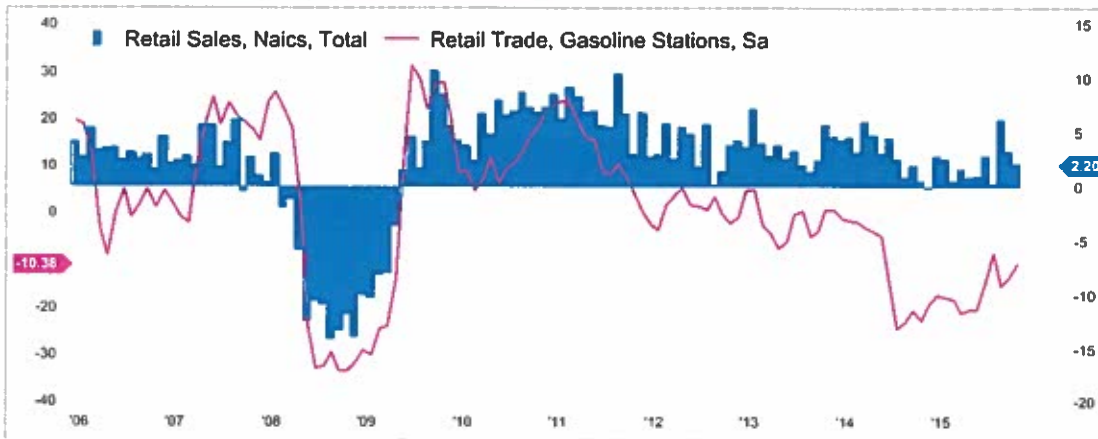
The number of job openings traditionally indicated the direction for hourly wages. Recently, however, available jobs have skyrocketed while wage growth remains stubbornly low.

Economic Slack

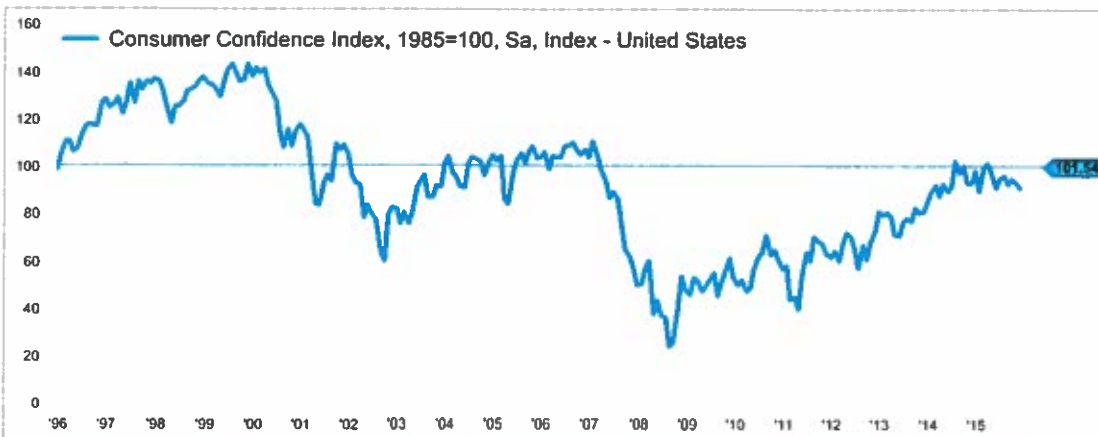


The economy is still operating below its potential despite the progress made since the recession. This chart illustrates the amount of 'slack' that the Federal Reserve alludes to during their policy meetings.

The Consumer

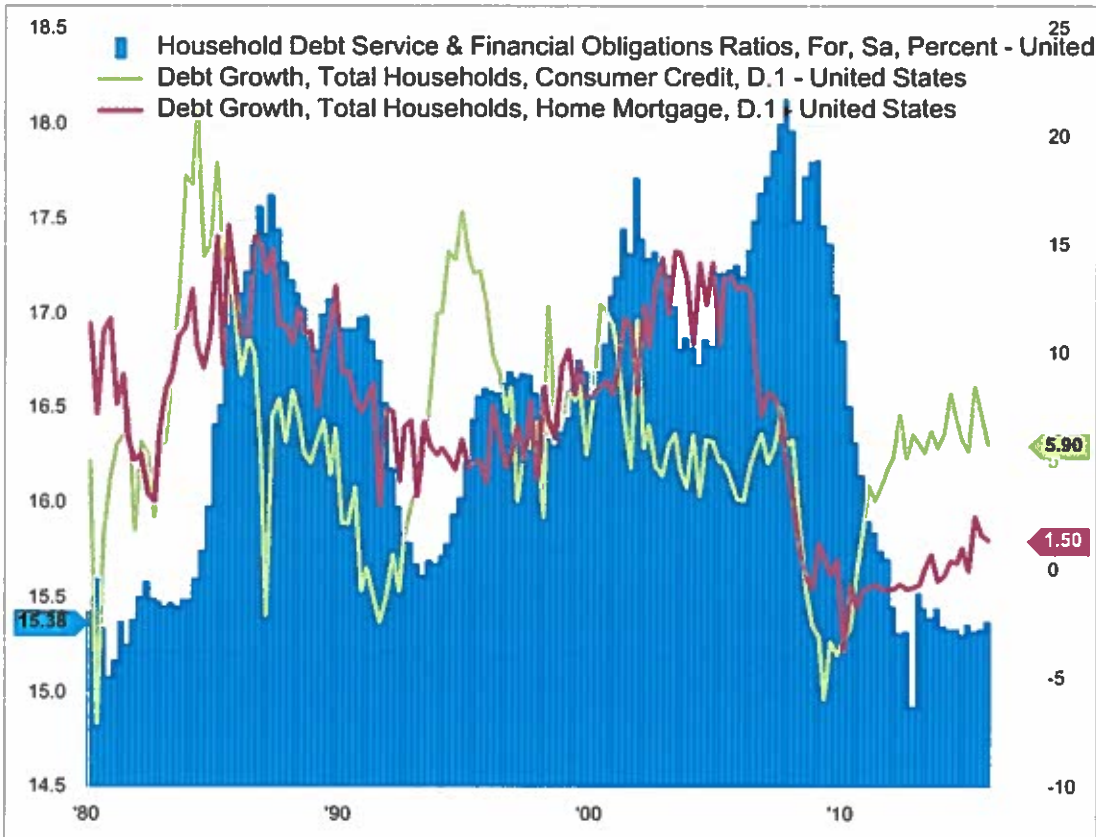


Consumption contributes nearly 70% of the country's GDP and is therefore a critical driver of the overall economy. Nominal retail sales have been weak, yet still positive, despite the 15% drop in gasoline sales and decline in inflation. This suggests strength in other segments, including autos and restaurants, are offsetting the decline.



Consumer confidence is trending higher, and finally approaching pre-recession levels.

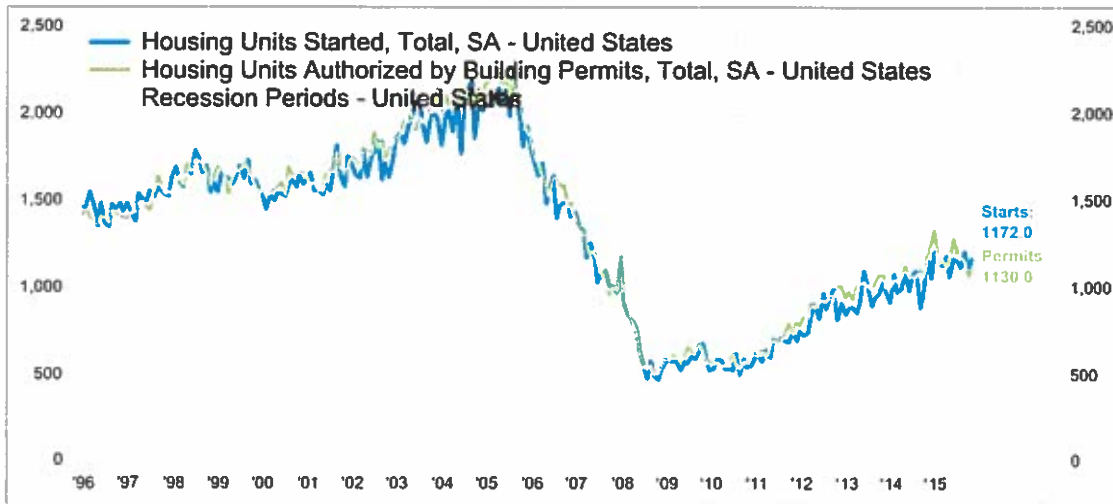
Household Debt



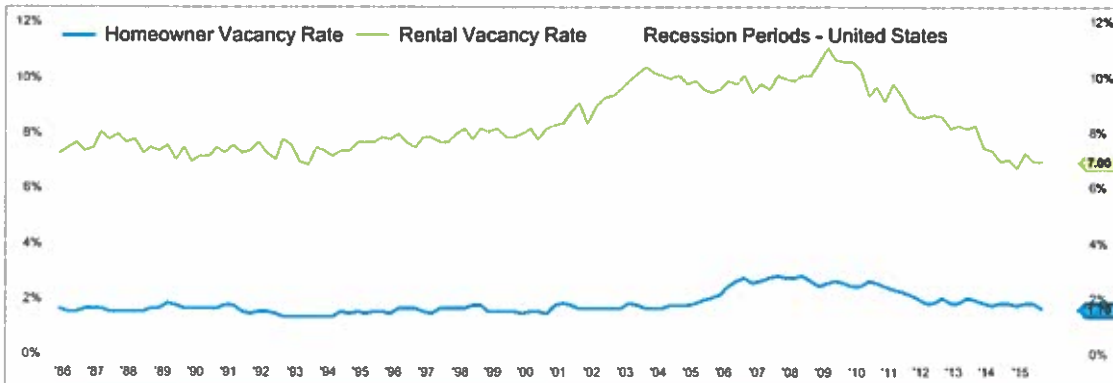
Household debt as a ratio to disposable income (blue) has dropped precipitously since the housing bubble burst in late 2006, with almost no recovery in mortgage growth rates (red). However, the consumer credit (green) quickly recovered and continues to grow a robust 7% annually.

The key takeaway is personal balances sheets have been cleansed and are the healthiest they have been in decades.

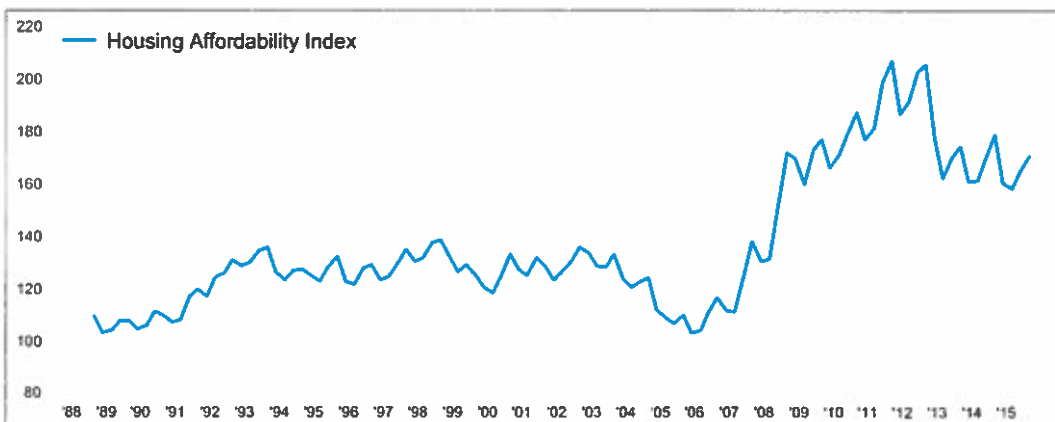
Housing



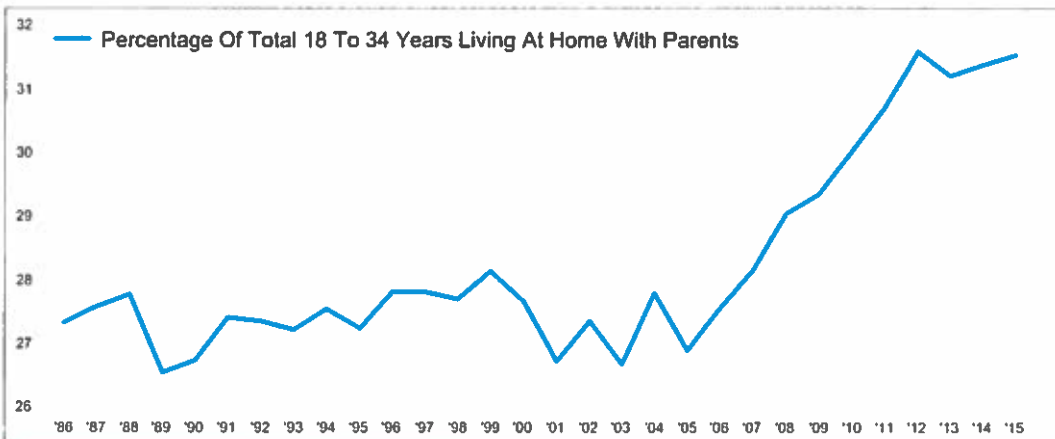
The housing market has experienced the most drawn out recovery since 2008, but both permits and housing starts are accelerating this year. Most of the gains are in the multi-unit industry which is advantageously expanding to meet greater demand from renters and the migration to city living-causing a multi decade low in rental vacancy rates (bottom green).



Housing



Home affordability is still at attractive levels despite prices gaining momentum in recent months.



Economic hardship hit all ages including this next generation of homeowners living with their parents.

Demographic Impact



The aging demographic of most developed nations (including the US) will have a significant impact on their longer term trends in GDP growth, consumption, yield, and fiscal policy.

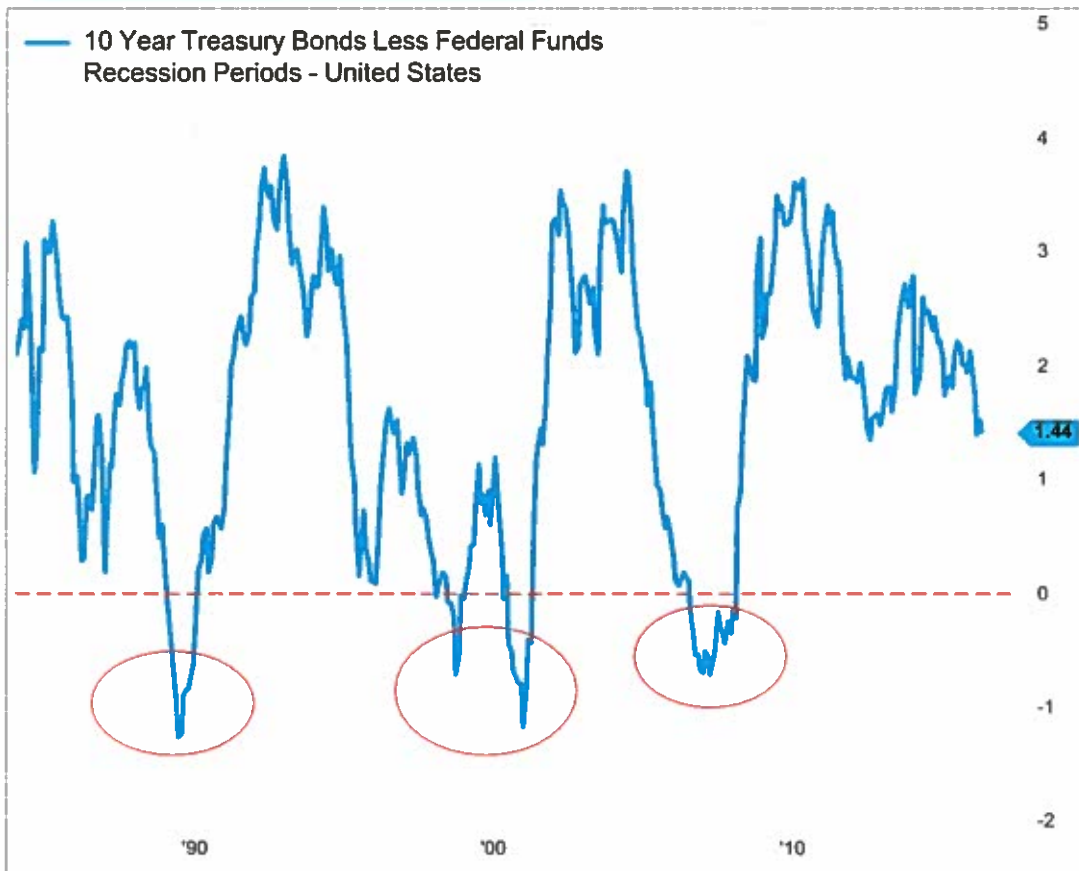
Over the much longer term, this will be the most critical variable when talking about economic growth.

The Markets

ST. GERMAIN
EQUITY MANAGEMENT

Member FINRA, SIPC

Treasury Curve

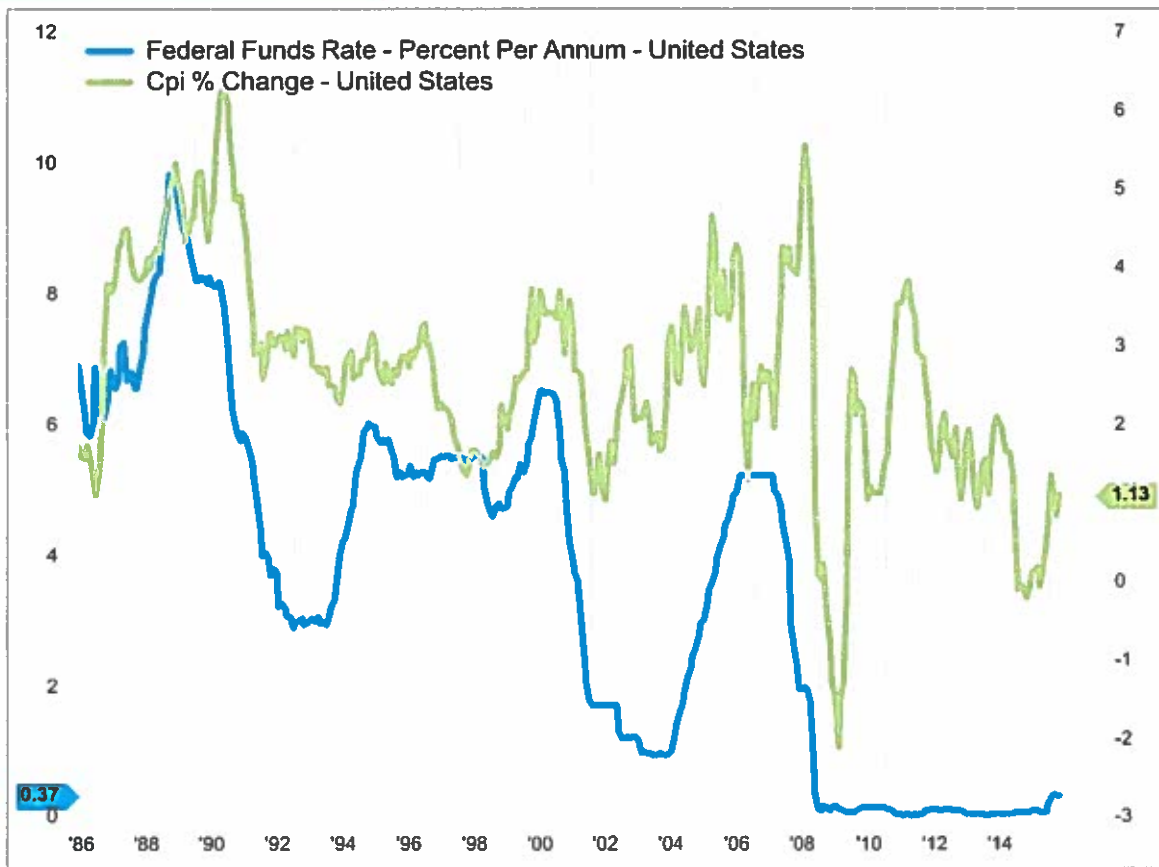


The spread between the 10-year Treasury bond and the Federal Funds rate represents the steepness of the yield curve.

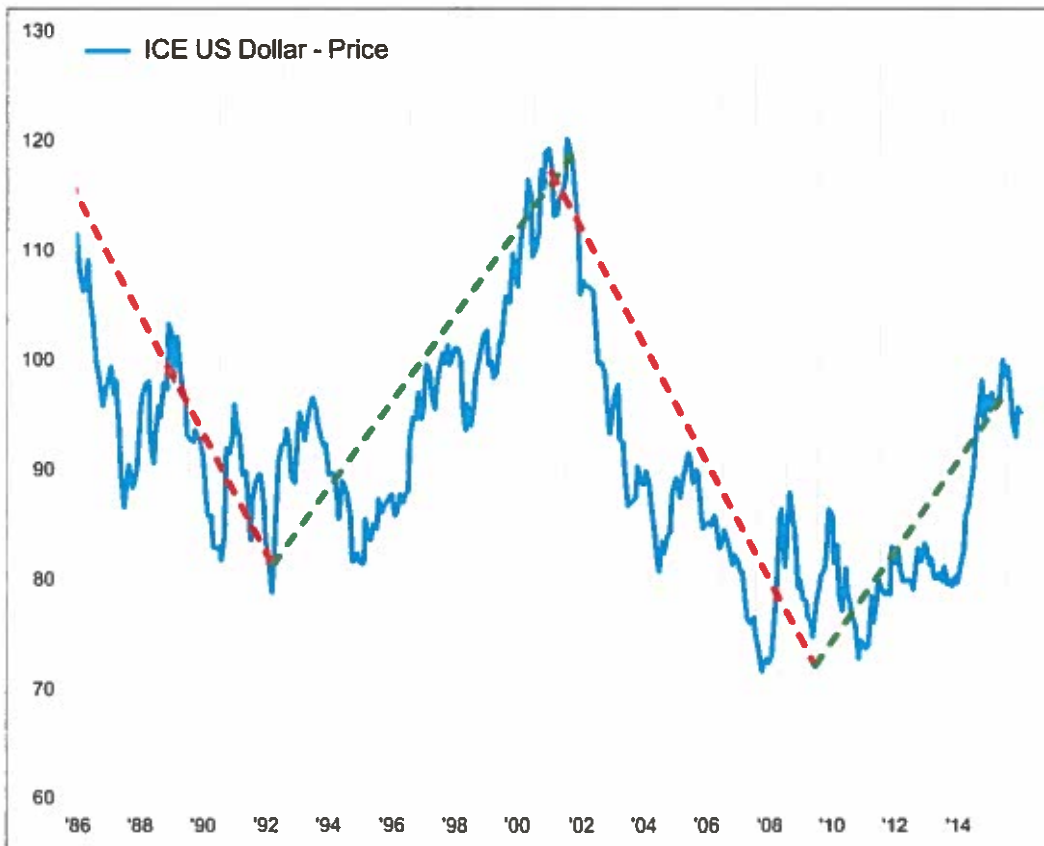
It is often cited as a leading indicator for a pending recession since the last 7 were preceded by an inverted curve (the short term Federal Funds rate exceeds the 10-year).

While the curve has flattened slightly, it still maintains a normal, ascending structure.

Inflation & Fed Rate



The US Dollar

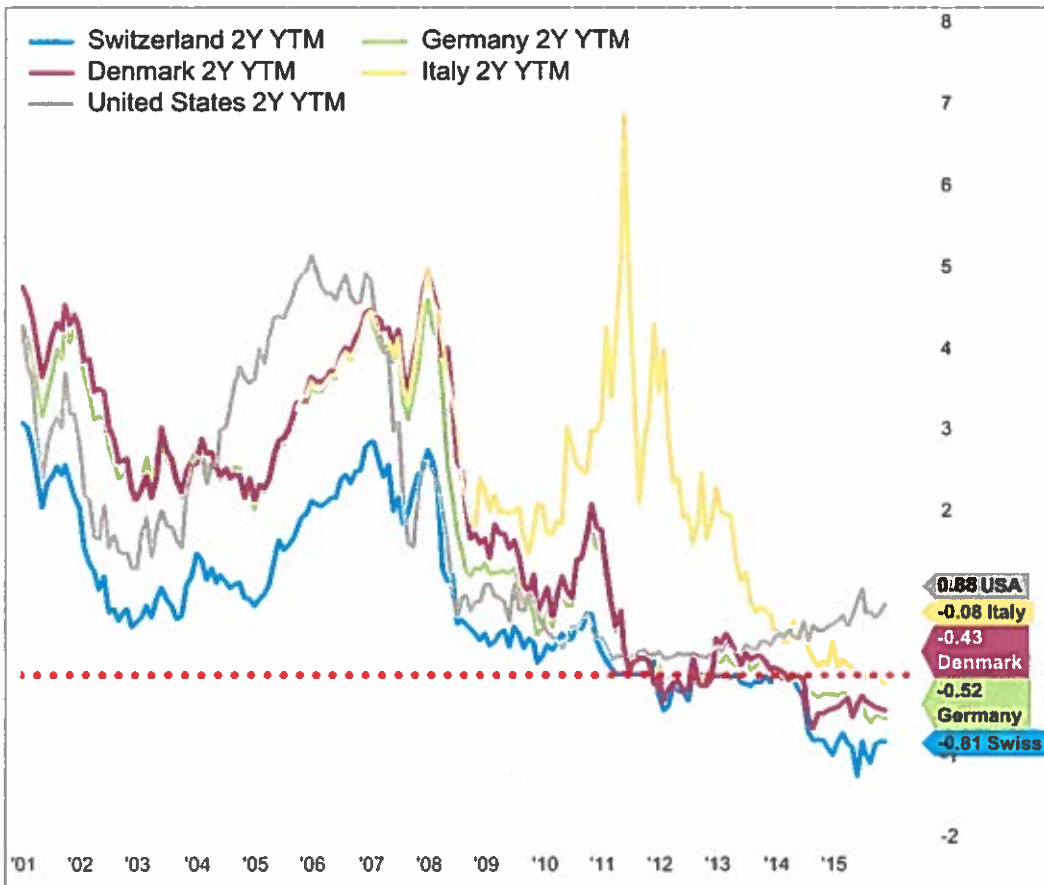


Historically, the dollar has experienced long cycles lasting on average close to 7-years in duration. With the Federal Reserve tightening their monetary policy and the US economy firming (particularly when compared to others around the globe) the US dollar has appreciated in value.

A few of the effects one could expect, and we have witness thus far, are:

- Lower exports
- Weaker industrial production
- Increase in imports
- Larger trade deficit (exports minus imports) creating a headwind for GDP
- Downward pressure on commodity prices
- Foreign exchange diminishing returns on investments abroad (for individuals as well as corporations)

Global Yields

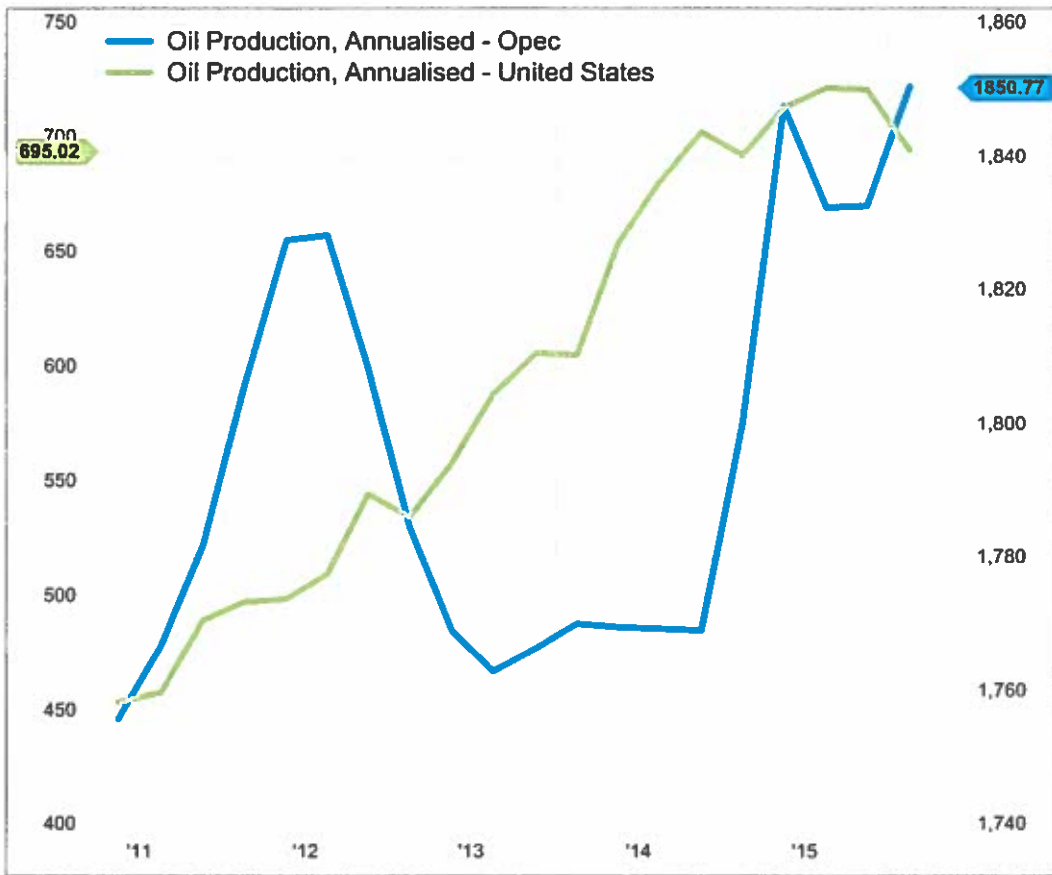


Weaker global demand, lower commodity prices, and unprecedented monetary policy from central banks have brought global interest rates near, and well below, zero.

Even Italy is borrowing with zero cost despite having over 130% debt to GDP, a significant budget deficit and a ~12% unemployment rate.

In this perspective, US rates look attractive.

Oil



The advent of horizontal drilling in shale formations revitalized US production, leading to an oversupplied market. OPEC, a organization of some of the largest energy producing nations, previously would adjust their output levels to mitigate large price swings. This year however, they have ramped their production in an attempt to take back market share and force the American shale drillers out, resulting in an even deeper rout in prices.

Portfolio Review

Portfolio Allocation

	Target	Current
Cash	5% (+/-5%)	4%
Fixed Income	30% (+/-5%)	34%
High Yield	0-7.5%	3%
Foreign	0-7.5%	3%
Floating	0-7.5%	3%
Equity	65% (+/-5%)	61%
Emerging	0-15%	9%
Developed	0-15%	8%
Mid/Small	0-15%	10%

Account Number	Account Name	U.S. Large	U.S. Mid/Small	Int'l Dev	Int'l Emerging	Core Fixed	High Yield	Int'l Fixed	Floating	Cash	Total Portfolio
93899	Somers Equity	\$1,375,685								\$35,666	\$1,411,351
93898	Somers Fixed					\$1,020,544				\$112,245	\$1,132,789
94025	Somers Funds		\$389,445	\$332,761	\$351,840		\$110,493	\$131,197	\$102,453	\$25,036	\$1,443,225
	Consolidated Portfolio	\$1,375,685	\$389,445	\$332,761	\$351,840	\$1,020,544	\$110,493	\$131,197	\$102,453	\$172,947	\$3,987,365

93899	Somers Equity	97%	0%	0%	0%	0%	0%	0%	0%	3%	100%
93898	Somers Fixed	0%	0%	0%	0%	90%	0%	0%	0%	10%	100%
94025	Somers Funds	0%	27%	23%	24%	0%	8%	9%	7%	2%	100%
	Consolidated Portfolio	35%	10%	8%	9%	26%	3%	3%	3%	4%	100%

Performance Review

5/31/2016

OVERALL ACCOUNT	2016 YTD	2015	2014	2013*	2012**
US Large	4.3%	-0.7%	11.4%	30.0%	4.8%
US Mid/Small	3.8%	-1.8%	0.5%		
Intl Equities	0.7%	-2.9%	-7.6%	23.0%	
Emerging Equities	1.1%	-13.4%	-4.6%	4.7%	
Fixed Income	4.6%	-2.0%	7.1%	-2.7%	5.5%
Consolidated (net of fees)	3.6%	-2.6%	5.4%	7.8%	3.9%
Consolidated Benchmark	2.7%	-1.8%	5.1%	9.0%	3.4%
S&P 500	3.6%	1.4%	13.7%	32.4%	3.0%
Russell 1000 Value	5.4%	-3.8%	13.5%	32.5%	5.7%
Merrill US Corp/Govt Master	4.0%	0.3%	6.5%	-2.7%	4.9%
Russell 2000	2.3%	-4.4%	4.9%	25.2%	3.5%
FTSE Global All Cap	2.4%	-1.7%			
MSCI EAFE	-3.2%	-0.2%	-4.5%	17.7%	
MSCI EM	1.9%	-14.8%	-1.8%	-0.4%	

* Mutual fund account was opened in February, 2013 and was fully invested as of 3-1-13. Benchmark returns are as of 3-1-13.

** Accounts were opened in February, 2012 and were fully invested as of 3-31-12. Benchmark returns are as of 3-31-12.

Name	Ticker	Equity Style Box	Morningstar Rating For Funds	Morningstar Return	Morningstar Risk	% Total Return YTD	% Total Return 3 Year	3 Yr Return % Rank Cat Ind	% Total Return 5 Year	5 Yr Return % Rank Cat Ind	% Total Return 10 Year	10 Yr Return % Rank Cat Ind	% Expense Ratio
Vanguard Selected Value...	VASVX	Equity	★★★★	Above Average	Below Average	3.95	8.69	36	9.90	23	7.97	16	0.39
Oppenheimer Senior Floa...	OOSIX	Equity	★★★	Average	Average	4.90	2.34	36	---	---	---	---	0.65
T. Rowe Price QM US Sm...	PROSX	Equity	★★★★★	High	Average	1.67	10.86	5	10.50	6	9.38	2	0.82
Fidelity New Markets In...	FIMIX	Equity	★★★★	Above Average	Average	6.94	2.62	11	5.51	6	7.51	12	0.84
Hartford MidCap I	HRMIX	Equity	★★★★	Above Average	Above Average	4.05	11.17	12	10.53	12	---	---	0.87
Federated High Yield Ser...	FHYTX	Equity	★★★★★	High	Above Average	6.72	4.07	3	6.48	2	7.80	1	0.98
American Funds New Wo...	RNWEX	Equity	★★★★★	High	Low	1.23	-0.57	6	0.10	5	4.98	8	1.00
Oppenheimer Internation...	OIGAX	Equity	★★★★	Above Average	Average	0.91	3.85	25	4.49	17	5.33	1	1.14

**St. Germain Investment Management
PORTFOLIO APPRAISAL**

adhoc1

Somers Portfolio

May 31, 2016

Quantity	Security	Adj Unit Cost	Total Adjusted Cost	Price	Market Value	Pct Assets	Cur Yield
CASH AND EQUIVALENTS							
	Cash Account		-47,247.00		-47,247.00	-1.2	-1.0
	FDIC Insured Money Fund		220,195.72		220,195.72	5.5	7
			<u>172,948.72</u>		<u>172,948.72</u>	<u>4.3</u>	<u>-0.2</u>
CORPORATE BONDS							
Corporate Bonds							
60,000	Bear Stearns Co 5.550% Due 01-22-17	101.40	60,841.00	102.63	61,576.80	1.5	5.4
50,000	Dr Pepper Snapple Group 2.600% Due 01-15-19	100.15	50,074.84	101.71	50,856.00	1.3	2.6
50,000	Marriott Int'l Inc Ser K 3.000% Due 03-01-19	99.99	49,993.11	102.06	51,032.00	1.3	2.9
60,000	Kellogg Co 4.150% Due 11-15-19	104.63	62,808.90	107.67	64,600.80	1.6	3.9
50,000	Symantec Corp 4.200% Due 09-15-20	102.45	51,224.40	104.32	52,158.00	1.3	4.0
70,000	Nedra Energy Capital 4.500% Due 06-01-21	107.35	75,143.24	108.06	75,641.30	1.9	4.2
55,000	VA Elec & Pow Co 3.450% Due 09-01-22	104.15	57,230.62	105.75	58,163.05	1.5	3.3
30,000	Agrim Inc 3.150% Due 10-01-22	99.16	29,747.81	100.27	30,013.60	2.0	3.1
65,000	Mosaic Corp 4.250% Due 11-15-23	106.22	69,043.89	106.42	69,176.25	1.7	4.0
64,000	Altria Group Inc 4.000% Due 01-31-24	101.85	65,185.66	109.57	70,123.00	1.8	3.7
50,000	BP Capital Markets PLC 3.500% Due 03-17-25	101.79	50,897.35	103.47	51,733.00	1.3	3.4
50,000	Burington Northern Sales Inc 4.400% Due 03-15-42	94.35	47,175.40	106.63	53,339.00	1.3	4.1
47,000	Seibu Inc Telecommunications 5.850% Due 11-15-45	101.41	47,664.68	101.33	47,623.69	1.2	5.8
	Accrued Interest				7,005.83	0.2	
			<u>766,668.72</u>		<u>793,247.32</u>	<u>19.9</u>	<u>3.9</u>
	CORPORATE BONDS Total		<u>766,668.72</u>		<u>793,247.32</u>	<u>19.9</u>	<u>3.9</u>

looking statements which may materially differ from actual results. Our opinions are subject to change at any time without

**St. Germain Investment Management
PORTFOLIO APPRAISAL**

**adhoc1
Somers Portfolio
May 31, 2016**

Quantity	Security	Adj Unit Cost	Total Adjusted Cost	Price	Market Value	Pct Assets	Cur Yield
COMMON STOCK - Foreign Tax							
Health Care							
770	Santitas	44.77	34,473.80	41.00	31,724.00	0.8	2.7
			<u>34,473.80</u>		<u>31,724.00</u>	<u>0.8</u>	<u>2.7</u>
	COMMON STOCK - Foreign Total		<u>34,473.80</u>		<u>31,724.00</u>	<u>0.8</u>	<u>2.7</u>
COMMON STOCK							
Energy							
450.00	ConocoPhillips	45.44	20,903.66	43.79	20,143.40	0.5	2.3
455.00	Occidental Petroleum Corp	69.16	31,468.23	75.44	34,325.00	0.9	4.0
			<u>52,371.89</u>		<u>54,468.40</u>	<u>1.4</u>	<u>3.4</u>
Materials							
455.00	DuPont	56.69	25,793.81	65.41	29,761.55	0.7	2.3
190.00	Lyondebaseil Ind N V Ord Sns CIA	80.86	31,534.70	81.36	31,733.40	0.8	4.0
			<u>57,328.51</u>		<u>61,494.95</u>	<u>1.5</u>	<u>3.3</u>
Industrials							
236.00	Cummins Inc	91.92	26,198.40	114.47	22,623.95	0.8	3.4
590.00	Fluor Corp New	53.03	34,240.33	82.78	31,140.20	0.8	1.6
1,760.00	General Electric	19.07	33,568.10	30.23	53,204.80	1.3	3.0
388.00	Union Pacific Corp	84.10	32,377.24	84.19	32,413.15	0.8	2.6
518.00	Waste Mgmt Inc	51.77	26,663.83	60.95	31,389.25	0.8	2.7
			<u>153,047.90</u>		<u>180,771.35</u>	<u>4.5</u>	<u>2.7</u>
Consumer Discretionary							
765.00	Coastal Inc	34.84	26,656.17	39.42	30,156.30	0.8	3.4
3,000.00	Ford Motor Company	11.23	33,527.61	13.49	40,470.00	1.0	4.4
770.00	Kroger Corp	44.70	34,417.79	36.04	27,750.30	0.7	5.5
370.00	PepsiCo Industries Inc	83.65	30,950.30	85.00	31,457.40	0.8	2.6
			<u>125,551.87</u>		<u>129,834.00</u>	<u>3.3</u>	<u>4.0</u>
Consumer Staples							
255.00	CVS Corp	97.20	24,785.06	96.45	24,594.75	0.6	1.3
828.00	PepsiCo Inc	64.06	33,624.86	101.17	83,114.25	1.3	3.0
190.00	Procter & Gamble	89.34	34,842.19	81.04	31,626.60	0.8	3.3
			<u>93,252.11</u>		<u>139,314.60</u>	<u>2.7</u>	<u>2.8</u>
Health Care							
370.00	Janssen & Janssen	70.81	26,201.26	112.69	41,695.30	1.0	2.8
540.00	Medtronic PLC S=5	78.95	41,553.00	80.43	43,459.20	1.1	0.8

THIS PRESENTATION MAY CONTAIN FORWARD
LOOKING STATEMENTS WHICH MAY MATERIALLY
DIFFER FROM ACTUAL RESULTS. OUR OPINIONS ARE
SUBJECT TO CHANGE AT ANY TIME WITHOUT

**St. Germain Investment Management
PORTFOLIO APPRAISAL**

adhoc1
Somers Portfolio
May 31, 2016

Quantity	Security	Adj Unit Cost	Total Adjusted Cost	Price	Market Value	Pct Assets	Cur Yield
1,300.00	Pfizer Inc	21.33	27,729.71	34.70	45,110.00	1.1	3.5
			<u>95,553.97</u>		<u>138,264.58</u>	<u>3.3</u>	<u>2.3</u>
Financials							
428.00	Aflac Inc	44.89	23,569.22	69.46	36,466.50	0.9	2.4
563.00	Bank of Montreal	57.93	32,727.65	62.91	35,544.15	0.9	4.2
700.00	J.P. Morgan Chase	37.94	26,557.55	65.27	45,639.00	1.1	2.9
2,433.00	Northwest Bancshares Inc MD Com	12.44	30,916.19	14.81	36,802.85	0.9	4.1
1,254.00	Peoples Financial	12.72	16,093.36	15.83	20,088.00	0.5	4.3
			<u>129,863.98</u>		<u>174,398.78</u>	<u>4.4</u>	<u>3.5</u>
Information Technology							
30.00	Abraxas Inc CIA	523.16	41,853.00	745.85	59,908.00	1.5	0.0
435.00	Apple Inc	80.22	34,897.13	99.86	43,439.10	1.1	2.3
1,360.00	Cisco	23.05	31,342.22	29.25	39,506.00	1.0	3.6
1,800.00	Coming Inc	20.34	36,610.80	20.89	37,602.00	0.9	2.6
210.00	IBM	160.52	33,709.30	153.74	32,235.40	0.8	3.6
710.00	Intel Corp	27.76	19,709.52	31.59	22,423.90	0.8	3.3
475.00	Microsoft Corp	31.35	14,888.97	53.00	25,175.00	0.6	2.7
630.00	Qualcomm Inc	59.81	37,631.71	54.92	34,599.60	0.9	3.9
			<u>258,632.65</u>		<u>294,946.00</u>	<u>7.4</u>	<u>2.5</u>
Telecom Services							
1,255.00	AT&T Inc	31.51	39,547.85	39.15	49,133.25	1.2	4.3
			<u>39,547.85</u>		<u>49,133.25</u>	<u>1.2</u>	<u>4.3</u>
Real Estate Investment Trusts							
1,020.00	HCP Inc	36.23	36,953.86	32.87	33,527.40	0.8	7.0
			<u>36,953.86</u>		<u>33,527.40</u>	<u>0.8</u>	<u>7.0</u>
Exchange Traded Funds							
2,780.00	AIG ETF Tr AIG 10/12LP	12.43	34,704.12	12.21	33,943.80	0.9	9.3
2,315.00	iShares Tr S&P U S Pfd Stock Index Fund	39.06	90,633.81	39.60	91,674.00	2.3	5.7
			<u>125,127.93</u>		<u>125,617.80</u>	<u>3.2</u>	<u>6.7</u>
	COMMON STOCK Total		<u>1,159,684.56</u>		<u>1,243,968.65</u>	<u>33.7</u>	<u>3.5</u>
Fixed Income ETF							
Exchange Traded Funds							
1,515.00	iShares CAES ETF	51.35	78,558.16	52.34	79,297.95	2.0	2.3

looking statements which may materially differ from actual results. Our opinions are subject to change at any time without

**St. Germain Investment Management
PORTFOLIO APPRAISAL**

**adhoc1
Somers Portfolio
May 31, 2016**

Quantity	Security	Adj Unit Cost	Total Adjusted Cost	Price	Market Value	Pct Assets	Cur. Yield
675.00	iShares Tr MBS ETF	108.78	73,425.55	109.35	73,811.25	1.9	2.3
			<u>151,983.71</u>		<u>153,189.23</u>	<u>3.8</u>	<u>2.3</u>
	Fixed Income ETF Total		<u>151,983.71</u>		<u>153,189.23</u>	<u>3.8</u>	<u>2.3</u>
MUNICIPAL BONDS							
70.000	Pasadena TX Incd 5m Clas-GO-Taxable 4.089% Due 02-15-30 Accrued Interest	107.11	74,975.93	104.78	73,343.90	1.8	3.9
					842.79	0.0	
			<u>74,975.98</u>		<u>74,186.69</u>	<u>1.9</u>	<u>3.9</u>
	MUNICIPAL BONDS Total		<u>74,975.98</u>		<u>74,186.69</u>	<u>1.9</u>	<u>3.9</u>
MUTUAL FUNDS							
17,157.3630	Federated High Yield Trust S5	6.22	108,372.98	6.44	110,493.42	2.8	5.0
8,654.1870	Fidelity New Markets Income	16.75	144,926.86	15.16	131,197.47	3.3	5.4
6,936.1170	New World Fund Cl R4	50.39	351,975.23	50.37	351,840.34	8.8	0.7
9,139.2900	Oppenheimer Intl Growth Cl A	36.25	331,543.22	36.41	332,761.55	8.3	0.9
13,185.7790	Oppenheimer Senior Floating Rate Cl I	8.29	109,336.39	7.77	102,453.50	2.6	5.1
3,911.2700	T. Rowe Price Diversified Small Cap Growth	25.80	100,907.34	25.13	100,001.49	2.6	0.0
6,407.9290	The Hartford Midcap Fund Class I	26.42	169,293.97	24.92	159,655.59	4.0	0.0
4,747.1310	Vanguard Selected Value Fund	23.51	135,317.72	26.87	127,555.41	3.2	1.6
			<u>1,451,681.78</u>		<u>1,418,188.77</u>	<u>35.6</u>	<u>1.8</u>
TOTAL PORTFOLIO			3,812,331.18		3,947,365.38	100.0	2.7

this presentation may contain forward
looking statements which may materially
differ from actual results. Our opinions are
subject to change at any time without



Somers Public Schools
Building and
Departmental Goals

2015-2016



Somers Elementary School

Literacy

- o The percentage of students on or above grade level in reading will maintain or increase while students below grade level will increase by more than one year's growth.
 - o By May 1, 2016, students in grades K – 5 will reach or exceed the Fountas and Pinnell end-of-year grade level reading expectation.
 - o By May 1, 2016, students in K – 2 will reach or exceed the DIBELS end-of-year grade level reading benchmark.
 - o By May 1, 2016, students in grades 3 – 5 will meet or exceed the end of year grade level expectation on the DAZE fluency test.

Literacy Results

- 71 % of students in K – 5 reached or exceeded the Fountas and Pinnell end-of-year grade level reading expectation. (7% gain)
- 78 % of students in K – 2 reached or exceeded the DIBELS end-of-year grade level reading benchmark. (4% gain)
- 86 % of students in grades 3 – 5 reached or exceeded the end of year grade level expectation on the DAZE fluency test. (15% gain)

Math

- o The percentage of students on or above grade level in math will maintain or increase while students below grade level will increase by more than one year's growth.
 - o **IAGD** – By May 1, 2015, Kindergarten and Grade 1 students will reach or exceed the Test Of Early Numeracy end-of-year level benchmark.
 - o **IAGD** – By May 1, 2015, Grade 2-5 students will reach or exceed the end of year M-Comp benchmark.

Math Results

- o **89 %** of Kindergarten and Grade 1 students reached or exceeded the Test Of Early Numeracy end-of-year level benchmarks. (20% gain)
- o **76 %** of Grade 2-5 students reached or exceeded the end of year M-Comp benchmark. (14% gain)

Reading Intervention

- o The percentage of students in reading intervention will maintain or increase while students below grade level will increase by more than one year's growth.
- o **IAGD** – By May 1, 2015, Grades K - 5 students will reach or exceed the Fountas and Pinnell end-of-year level benchmark.
- o **IAGD** – By May 1, 2015, Grade K-5 students will reach or exceed the DIBELS end of year benchmark.

Reading Intervention Results

o **63%** of intervention students in grades K - 5 made one or more year's growth based on the Fountas and Pinnell end-of-year level benchmark.

o **78%** of intervention students in grades K-5 met or exceeded the DIBELS end of year benchmark.



Mabelle Avery Middle
School

Reading

- o **SLO 1: Students will improve their Common Core reading skills by at least a year's growth as measured by the STAR Reading Assessment Instrument.**
 - o IAGD – By June, 2016, the average scaled score of sixth grade students will increase by at least **108** points as measured by the STAR Reading assessment instrument.
 - o IAGD – By June, 2016, the average scaled score of seventh grade students will increase by at least **89** points as measured by the STAR Reading assessment instrument.
 - o IAGD – By June, 2016, the average scaled score of the eighth grade students will increase by at least **71** points as measured by the STAR Reading assessment instrument.

Reading Results

SLO 1: Students will improve their Common Core reading skills by at least a year's growth as measured by the STAR Reading Assessment Instrument. Previous year/current year

6th Gr. Baseline Fall: 758/772 Expected Years Growth: 75/108
Final Assessment: 891/906 Total Years Growth: 133/134

7th Gr. Baseline Fall: 900/889 Expected Years Growth: 115/89
Final Assessment: 962/992 Total Years Growth: 62/103

8th Gr. Baseline Fall: 918/944 Expected Years Growth: 70/71
Final Assessment: 1031/1051 Total Years Growth: 113/107

Writing

- o **SLO 2: Students will improve their writing skills as measured by CCSS Writing Rubrics.**
 - o IAGD – By June, 2016, sixth grade students will increase their class average by 15% as measured by benchmark writing assessments.
 - o IAGD – By June, 2016, seventh grade students will increase their class average by 15% as measured by benchmark writing assessments.
 - o IAGD – By June, 2016, eighth grade students will increase their class average by 15% as measured by benchmark writing assessments.

Writing Results

SLO 2: Students will improve their writing skills as measured by CCSS Writing Rubrics.

****Grade 6:**

Fall Benchmark Average was 1.7 on a 4 point rubric

Spring Assessment Average was 2.9

****Grade 7:**

We did not use an in-house writing assessment, opting for 2 reading assessments to measure reading proficiency. We will rely on the SBAC results for writing growth.

****Grade 8:**

Fall Benchmark Average was 0.5 on a 2 point rubric

Spring Assessment Average was 1.5

Mathematics

- o **SLO 3: Students will improve their Common Core math skills by at least a year's growth as measured by the STAR Mathematics Assessment Instrument.**
- o IAGD – By June, 2016, the average scaled score of sixth grade students will increase by at least 45 points as measured by the STAR Math assessment.
- o IAGD – By June, 2016, the average scaled score of seventh grade students will increase by at least 33 points as measured by the STAR Math assessment.
- o IAGD – By June, 2016, the average scaled score of eighth grade students will increase by at least 26 points as measured by the STAR Math assessment.

Mathematics Results

SLO 1: Students will improve their Common Core math skills by at least a year's growth as measured by the STAR Mathematics Assessment Instrument. Previous year/current year

6th Gr. Baseline Fall: 728/731 Expected Years Growth: 44/45
Final Assessment: 776/805 Total Years Growth: 48/74

7th Gr. Baseline Fall: 788/786 Expected Years Growth: 32/33
Final Assessment: 822/821 Total Years Growth: 34/35

8th Gr. Baseline Fall: 813/806 Expected Years Growth: 29/26
Final Assessment: 837/837 Total Years Growth: 24/31



Somers High School

Literacy

- o SLO #1: By May 15, 2016 students will improve their literacy skills across grade levels and content specific areas by an average of 50%. A post assessment will be given and compared to a pre assessment in order to determine overall growth.
- o English students will improve by 50% overall on literacy benchmarks by May 15, 2016.
- o Social Studies students will improve by 50% overall on literacy benchmarks by May 15, 2016.
- o World Language students will improve by 50% overall on literacy benchmarks by May 15, 2016.
- o Business students will improve by 50% overall on literacy benchmarks by May 15, 2016.
- o Art students will improve by 50% overall on literacy benchmarks by May 15, 2016.
- o Food Service students will improve by 50% overall on literacy benchmarks by May 15th, 2016.

Literacy

English	IAGD 1 Pre %	IAGD 1 Post %	% Inc	IAGD 2 Pre %	IAGD 2 Post %	% Inc.			
E1	32	58	81.2500%	53	63	10.0000%			
E2	18	33	83.3333%	17	27	58.8235%			
E3	28	84	200.0000%	46	73	58.6957%			
E4	66	94	42.4242%	50	94	88.0000%			
E5	27	62	129.6296%	26	88	238.4615%			
E6	32	70	118.7500%	34	69	102.9412%			
E7	54	75	38.8889%	75	90	20.0000%			
Total			99.1823%			82.4174%			

Social Studies	IAGD 1 Pre %	IAGD 1 Post %	% Inc	IAGD 2 Pre %	IAGD 2 Post %	% Inc.		
SS1	63	80	23.0000%	61	81	25.0000%		
SS2	67	86	28.3582%	71	88	23.9437%		
SS3	41	76	85.3659%	52	78	50.0000%		
SS4	6.68	9.3	39.2216%	6.195	8.3	33.9790%		
SS5	2.4	3.9	62.5000%	2.6	4.1	57.6923%		
Total			47.6891%			38.1230%		
World Language								
WL1	50	82	64.0000%	48	77	60.4167%		
WL2	50	78.55	57.1000%	60.59	85.76	41.5415%		
WL3	DNP	DNP	DNP	DNP	DNP	DNP		
WL4	53	79	49.0566%	54.77	80.7	47.3434%		
WL5	53	84	58.4906%	46	76	65.2174%		
Total			57.1618%			53.6298%		

Business	IAGD 1 Pre %	IAGD 1 Post %	% Inc	IAGD 2 Pre %	IAGD 2 Post %	% Inc.		
B1	43	80	86.0465%	22	87	295.4545%		
B2	44	69	56.8182%	43	71	65.1163%		
Total			71.0000%			170.0000%		
Arts								
A1	62	91	46.7742%	43	83	93.0233%		
A2	42	89	111.9048%	45	97	115.5556%		
A3	58	88.5	52.5862%	53.5	87.3	63.1776%		
Total			63.1637%			89.7147%		
Food Service								
FS1	16	60	275.0000%	20	73	265.0000%		
Total			275.0000%			265.0000%		

Math

- o SLO#2: By May 15, 2016 students will improve their math skills across grade levels and content areas by an average of 50%. A post assessment will be given and compared to a pre assessment in order to determine overall growth.
- o Math students will improve by 50% overall on Math department benchmarks by May 15, 2016.
- o Science students will improve by 50% overall on Math benchmarks by May 15, 2016.
- o Tech Education students will improve by 50% overall on Math benchmarks by May 15, 2016.

Math	IAGD 1 Pre %	IAGD 1 Post %	% Inc	IAGD 2 Pre %	IAGD 2 Post %	% Inc.			
M!	DNP	DNP	DNP	DNP	DNP	DNP			
M2	10.7	89	731.7757%	0.5	42.9	8480.0000%			
M3	0	34	3400.0000%	4	15	275.0000%			
M4	13.4	72.8	443.2836%	12.4	75.6	509.6774%			
M5	4	78	1850.0000%	4	74	1750.0000%			
M6	6	77	1183.3333%	11	87	690.9091%			
M7	0	82	8200.0000%	0.33	63.3	19081.8182%			
Total			2634.7321%			5131.2341%			
Science									
S1	43	89	106.9767%	34	90	164.7059%			
S2	66	85	28.7879%	65	82	26.1538%			
S3	36	84	133.3333%	46	96	108.6957%			
S4	50	93	86.0000%	54	96	77.7778%			
S5	DNP	DNP	DNP	DNP	DNP	DNP			
S6	22	96	336.3636%	DNP	DNP	DNP			
Total			138.2923%			94.3333%			
Tech Ed									
TE1	24	71	195.8333%	32	96	200.0000%			
TE2	8.7	57	555.1724%	4.35	78.26	1699.0805%			
TE3	54	79	46.2963%	36	72	100.0000%			
Total			266.0000%			1932.0000%			

Graduation

o SLO 3: Students will complete a sufficient number of credits each year to graduate within a four year time period.

o 95% of Freshmen will earn 5 credits by June 10, 2016.

95% of Sophomores will earn 10 credits by June 10, 2016.

98% of Juniors will earn 15 credits by June 10, 2016.

100% of Seniors will earn 22 credits by June 10, 2016.

Grade Level Data

Student Grade	October FTE	Goal	% Reaching Next Grade Level
9th Grade	133	95%	96%
10th Grade	120	97%	98.40%
11th Grade	107	98%	97.20%
12th Grade	120	100%	96.70%